Prepared for

Georgia Power Company
241 Ralph McGill Blvd NE
Atlanta, Georgia 30308

2024 ANNUAL GROUNDWATER MONITORING AND CORRECTIVE ACTION REPORT

PLANT HAMMOND ASH POND 2 (AP-2)

Prepared by

Geosyntec consultants

engineers | scientists | innovators

1255 Roberts Boulevard, Suite 200
Kennesaw, Georgia 30144

Project Number GW6581E

January 2025

Geosyntec consultants

CERTIFICATION STATEMENT

This *2024 Annual Groundwater Monitoring and Corrective Action Report, Plant Hammond – Ash Pond 2 (AP-2)* has been prepared in compliance with the United States Environmental Protection Agency Coal Combustion Residual Rule (40 Code of Federal Regulations [CFR] 257 Subpart D), specifically § 257.90(e), and the Georgia Environmental Protection Division Rules for Solid Waste Management 391-3-4-.10 by a qualified groundwater scientist or engineer with Geosyntec Consultants, Inc. I hereby certify that I am a qualified groundwater scientist, in accordance with the Georgia Rules of Solid Waste Management 391-3-4-.01.

_____	January 31, 2025
Whitney B. Law	Date
Georgia Professional Engineer No. 36641	

Geosyntec consultants

SUMMARY

This summary of the *2024 Annual Groundwater Monitoring and Corrective Action Report* provides the status of the groundwater monitoring and corrective action program for the reporting period from January to December 2024 (referred to herein as the "annual reporting period") at Georgia Power Company's (Georgia Power's) Plant Hammond Ash Pond 2 (AP-2) (the Site). This summary was prepared by Geosyntec Consultants, Inc. (Geosyntec) on behalf of Georgia Power to meet the requirements listed in Part A, Section 6[1] of the United States Environmental Protection Agency (USEPA) Coal Combustion Residual Rule (federal CCR Rule) (40 Code of Federal Regulations [CFR] 257 Subpart D).

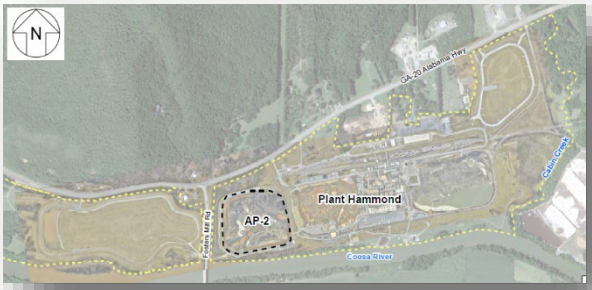

Plant Hammond and the Site

Plant Hammond is located at 5963 Alabama Highway SW, approximately 10 miles west of Rome in Floyd County, Georgia. Dewatered ash from AP-2 is excavated and transported to the nearby Huffaker Road facility, a permitted solid waste disposal location owned and operated by Georgia Power. The Site is located on the southwestern portion of the Plant Hammond property. The Georgia Environmental Protection Division (GA EPD) approved closure permit no. 057-024D(CCR) for AP-2 on June 22, 2020. CCR removal activities are complete, and a certification was submitted to GA EPD on September 24, 2024.

Groundwater at the Site is monitored using a comprehensive monitoring well network that meets federal and state monitoring requirements. Routine sampling and reporting began after the background groundwater conditions were established between May 2016 and May 2017. Based on groundwater conditions at the Site, an assessment monitoring program and assessment of corrective measures program were established in January 2018 and January 2019, respectively. A *Draft Remedy Selection Report*, which summarizes the evaluation and proposed selection of a corrective measure, or measures, was submitted to GA EPD on August 31, 2022. Following GA EPD's approval of the *HGWC-18 Pilot Study Workplan* (Geosyntec, 2023a) and the *MW-33 and 35 Pilot Study*

[1] 80 FR 21468, Apr. 17, 2015, as amended at 81 FR 51807, Aug. 5, 2016; 83 FR 36452, July 30, 2018; 85 FR 53561, Aug. 28, 2020

Workplan (Geosyntec, 2023b) on August 24, 2023, a pilot study was initiated at AP-2 in support of the ongoing remedy selection process.

During the annual reporting period, Geosyntec conducted two groundwater sampling events in February and August 2024 in support of the assessment monitoring program. Groundwater samples were submitted to Pace Analytical Services, LLC, for analysis. Per the federal CCR Rule, groundwater data from the annual assessment monitoring events conducted during the annual reporting period were evaluated in accordance with the certified statistical methods. That evaluation showed statistically significant values of Appendix III[2] and Appendix IV[3] constituents in excess of established groundwater protection standards (GWPS) in select monitoring wells, as summarized in the table below for the 2024 annual reporting period.

Appendix III Constituent	**February 2024**	**August 2024**
Boron	HGWC-14, HGWC-15, HGWC-16, HGWC-17, HGWC-18	HGWC-14, HGWC-15, HGWC-16, HGWC-17, HGWC-18
Calcium	HGWC-14, HGWC-15, HGWC-16, HGWC-17, HGWC-18	HGWC-14, HGWC-15, HGWC-16, HGWC-17, HGWC-18
Chloride	HGWC-14, HGWC-15, HGWC-16, HGWC-17, HGWC-18	HGWC-14, HGWC-15, HGWC-16, HGWC-17, HGWC-18
Sulfate	HGWC-14, HGWC-15, HGWC-16, HGWC-17, HGWC-18	HGWC-14, HGWC-15, HGWC-16, HGWC-17, HGWC-18
Total Dissolved Solids	HGWC-14, HGWC-15, HGWC-16, HGWC-17, HGWC-18	HGWC-14, HGWC-15, HGWC-16, HGWC-17, HGWC-18
Appendix IV Constituent[4]	**February 2024**	**August 2024**
Cobalt	HGWC-18, MW-33, MW-35	HGWC-18, MW-33, MW-35

Based on a review of the Appendix III and Appendix IV statistical results completed for the groundwater monitoring and corrective action program for the annual reporting period, the Site will continue in assessment monitoring. Georgia Power will continue routine groundwater monitoring and reporting at the Site. Reports will be posted to Georgia Power's CCR Rule Compliance website and provided to GA EPD semiannually.

[2] Boron, calcium, chloride, fluoride, pH, sulfate, and total dissolved solids (TDS)
[3] Antimony, arsenic, barium, beryllium, cadmium, chromium, cobalt, fluoride, lead, lithium, mercury, molybdenum, selenium, thallium, and combined radium 226 + 228
[4] A statistically significant level (SSL)-related constituent is determined by comparing the confidence intervals developed to either the constituent's MCL, if available; where an MCL has not been established, then a CCR-rule specific GWPS; or background concentrations for constituents where the concentration is greater than the MCL or rule specified GWPS.

TABLE OF CONTENTS

SUMMARY i

1.0 INTRODUCTION 1
- 1.1 Site Description and Background 2
- 1.2 Regional Geology and Hydrogeologic Setting 2
  - 1.2.1 Regional and Site Geology 2
  - 1.2.2 Hydrogeologic Setting 3
- 1.3 Groundwater Monitoring Well Network 4

2.0 GROUNDWATER MONITORING ACTIVITIES 5
- 2.1 Monitoring Well Installation and Maintenance 5
- 2.2 Assessment Monitoring 5
- 2.3 Additional Groundwater and Surface Water Evaluations 6
- 2.4 Assessment of Corrective Measures 6

3.0 SAMPLING METHODOLOGY AND ANALYSES 8
- 3.1 Groundwater and Surface Water Level Measurement 8
- 3.2 Groundwater Gradient and Flow Velocity 8
- 3.3 Groundwater Sampling Procedures 10
- 3.4 Laboratory Analyses 11
- 3.5 Quality Assurance and Quality Control Summary 11

4.0 STATISTICAL ANALYSIS 12
- 4.1 Statistical Methods 12
  - 4.1.1 Appendix III Statistical Methods 12
  - 4.1.2 Appendix IV Statistical Methods 13
- 4.2 Statistical Analyses Results 14
  - 4.2.1 February 2024 Data 14
  - 4.2.2 August 2024 Data 14
  - 4.2.3 Summary of Statistical Analyses 14

5.0 NATURE AND EXTENT 15

6.0 MONITORING PROGRAM STATUS 17

6.1 Assessment Monitoring Status 17
6.2 Assessment of Corrective Measures 17
6.3 Annual Potable Well Survey 18

7.0 CONCLUSIONS AND FUTURE ACTIONS 19

8.0 REFERENCES 20

LIST OF TABLES

Table 1	Monitoring Well Network Summary
Table 2	Groundwater Sampling Event Summary
Table 3	Summary of Groundwater and Surface Water Elevations
Table 4	Horizontal Groundwater Gradient and Flow Velocity Calculations
Table 5	Summary of Assessment Monitoring Groundwater Analytical Data
Table 6	Summary of Surface Water Analytical Data
Table 7	Summary of Background Concentrations and Groundwater Protection Standards
Table 8	Summary of Pilot Study Groundwater Analytical Data

LIST OF FIGURES

Figure 1	Site Location Map
Figure 2	Monitoring Well Network and Sampling Location Map
Figure 3	Potentiometric Surface Contour Map – February 2024
Figure 4	Potentiometric Surface Contour Map – August 2024
Figure 5	Iso-Concentration Map, Cobalt – February 2024
Figure 6	Iso-Concentration Map, Cobalt – August 2024

LIST OF APPENDICES

Appendix A	Well Maintenance and Repair Documentation Memoranda
Appendix B	Laboratory Analytical and Field Sampling Reports
Appendix C	Statistical Analyses Reports
Appendix D	Pilot Study Documentation
Appendix E	Potable Well Survey

LIST OF ACRONYMS AND ABBREVIATIONS

ACM	Assessment of Corrective Measures
AP-2	Ash Pond 2
CCR	coal combustion residuals
CFR	Code of Federal Regulations
cm/sec	centimeters per second
DO	dissolved oxygen
EDR	Environmental Data Resources
ft/day	feet per day
ft/ft	feet per foot
GA-20	Georgia Highway 20
GA EPD	Georgia Environmental Protection Division
Georgia Power	Georgia Power Company
Geosyntec	Geosyntec Consultants, Inc.
GSC	Groundwater Stats Consulting
GWPS	groundwater protection standard
HAR	Hydrogeologic Assessment Report
K_h	horizontal hydraulic conductivity
i	horizontal hydraulic gradient
MCL	Maximum Contaminant Level
mg/L	milligram per liter
n_e	effective porosity
NELAP	National Environmental Laboratory Accreditation Program
NTU	nephelometric turbidity units
ORP	oxidation-reduction potential
Pace Analytical	Pace Analytical Services, LLC.
PE	professional engineer
PL	prediction limit
QA/QC	Quality Assurance/Quality Control
SSI	statistically significant increase
SSL	statistically significant level
s.u.	standard unit
Unified Guidance	Statistical Analysis of Groundwater Data at RCRA Facilities Unified Guidance
USEPA	United States Environmental Protection Agency

1.0 INTRODUCTION

In accordance with the United States Environmental Protection Agency (USEPA) Coal Combustion Residual Rule (federal CCR Rule) (40 Code of Federal Regulations [CFR] Part 257, Subpart D) and the Georgia Environmental Protection Division (GA EPD) Rules for Solid Waste Management 391-3-4-.10, Geosyntec Consultants, Inc. (Geosyntec) has prepared this *2024 Annual Groundwater Monitoring and Corrective Action Report* to document groundwater monitoring activities conducted at Georgia Power Company (Georgia Power) Plant Hammond (Site) Ash Pond 2 (AP-2) for the reporting period of January through December 2024 (referred to herein as the "annual reporting period").

Groundwater monitoring and reporting for the CCR unit is performed in accordance with the monitoring requirements of § 257.90 through 257.95 of the federal CCR Rule, and GA EPD Rules for Solid Waste Management 391-3-4-.10(6). To specify groundwater monitoring requirements, GA EPD rule 391-3-4-.10(6)(a) incorporates by reference the federal CCR Rule. For ease of reference, the federal CCR Rule is cited within this report in lieu of citing both sets of regulations. Also, the closure permit issued by GA EPD (i.e., no. 057-024D(CCR)) stipulates that groundwater monitoring is required while CCR waste remains in place at the CCR unit and for no less than 5-years after removal of the material.

Due to statistically significant levels (SSLs) of cobalt identified in the *2018 Annual Groundwater Monitoring and Corrective Action Report* (Geosyntec, 2019a), Georgia Power initiated an assessment of corrective measures (ACM) program for AP-2 in January 2019. Pursuant to § 257.96(b), Georgia Power continues to monitor groundwater associated with AP-2 in accordance with the assessment monitoring program established for the unit in 2018, including semiannual monitoring and reporting pursuant to § 257.90 through § 257.95 of the federal CCR Rule, and GA EPD Rules for Solid Waste Management 391-3-4-.10(6)(a). A *Draft Remedy Selection Report,* which summarizes the evaluation and proposed selection of a corrective measure, or measures, was submitted to GA EPD on August 31, 2022, (Geosyntec, 2022) and is currently under review.

The current reporting period groundwater data indicate that the SSLs for cobalt are horizontally and vertically delineated to below their corresponding groundwater protection standards (GWPS).

1.1 Site Description and Background

Plant Hammond is located in Floyd County, Georgia, approximately 10 miles west of Rome and is bordered by Georgia Highway 20 (GA-20) on the north, the Coosa River on the south, Cabin Creek and industrial land on the east, and sparsely populated, forested, rural and industrial land on the west (**Figure 1**). The physical address of the plant is 5963 Alabama Highway, Rome, Georgia, 30165.

Plant Hammond was a four-unit, coal-fired electric generating facility. All four units at Plant Hammond were retired on July 29, 2019 and no longer produce electricity.

AP-2 is a 21-acre surface impoundment. Dewatered ash from AP-2 is excavated and transported to the nearby Huffaker Road facility, a permitted solid waste disposal location owned and operated by Georgia Power. Georgia Power will close AP-2 through removal of the CCR material from the CCR unit. The Closure Plan submitted to GA EPD as part of the closure permit application package describes the closure activities and requirements in accordance with § 257.102. The proposed closure by removal approach provides a source control measure that reduces the potential for migration of CCR constituents to groundwater. Details of the closure approach are provided in the Written Closure Plan and published to Georgia Power's CCR Rule Compliance website. Closure permit no. 057-024D(CCR) was approved by GA EPD on June 22, 2020. CCR removal activities are complete, and a certification was submitted to GA EPD on September 24, 2024. On December 23, 2024, GA EPD acknowledged that removal activities within the identified boundaries of AP-2 are complete. The area where CCR removal was certified complete is shown on **Figure 2**.

1.2 Regional Geology and Hydrogeologic Setting

The following section summarizes the geologic and hydrogeologic conditions at AP-2 as described in the *Hydrogeologic Assessment Report Revision 01 – AP-2* (HAR Rev 01) submitted to GA EPD in December 2019 in support of the AP-2 solid waste handling permit (Geosyntec, 2019c).

1.2.1 Regional and Site Geology

The Site is located within the Great Valley District of the Valley and Ridge Physiographic Province (Valley and Ridge) in northwest Georgia. The Valley and Ridge is characterized by Paleozoic sedimentary rocks that have been folded and faulted into the ridges and

valleys that gave this region its name. Geologic mapping performed at the Site by Petrologic Solutions, Inc., under the direction of Golder (Golder, 2018), indicates that AP-2 is underlain by the lower units of the Cambrian age Conasauga Formation, consisting of mostly calcareous shale. Based on review of subsurface investigations at AP-2, the bedrock was identified as predominantly calcareous shale and fissile black shale. AP-2 is underlain primarily by five lithologic units: (i) terrace alluvium; (ii) colluvium; (iii) residuum; (iv) partially weathered shale bedrock; and (v) unweathered shale bedrock.

Based on subsurface investigations, the alluvial deposits generally grade from a silt and silty clay to a clayey sand and silty sand to a sand and gravelly sand at depth. The colluvium consists of silty sand, silty clay with angular and sub-rounded chert fragments, and dolomite, sandstone, and shale fragments. Residual or native soils have been derived from the in-place weathering of the shale bedrock. The residuum is generally described as brown to yellow brown firm clayey silt with weathered shale fragments. The partially weathered shale zone occurs as an intermediate weathering stage between the residuum and the unweathered shale bedrock. The weathered material is described as black to dark gray to dark red, hard, fissile shale and claystone. The unweathered shale bedrock was not encountered or directly observed in the historical borings advanced at the Site. However, based on geologic conditions in the region, weathering, fracturing and jointing decreases with depth, and the weathered rock material grades into competent bedrock.

1.2.2 Hydrogeologic Setting

The uppermost aquifer at AP-2 is a regional groundwater aquifer that occurs primarily in the alluvial, colluvial, and residuum and within the weathered and fractured bedrock. The movement of groundwater in the soil can be characterized as low-to moderate permeability, porous media flow based on hydraulic field testing at the Site (slug testing). The groundwater flow in the shallow underlying bedrock is characterized as fracture flow and is expected to be very low permeability due to the preponderance of shale beneath AP-2. The regional groundwater flow direction is expected to be from north to south; however, the local flow direction beneath AP-2 is predominantly east to west with an additional southerly component. Under post-closure conditions, the groundwater flow direction is anticipated to more closely resemble the regional flow regime (north to south toward the Coosa River). The February and August 2024 groundwater elevations are generally lower than those of prior monitoring events, likely due to site closure at AP-2.

1.3 Groundwater Monitoring Well Network

In accordance with § 257.91, a groundwater monitoring system was installed at AP-2 that consists of a sufficient number of wells installed at appropriate locations and depths to yield groundwater samples from the uppermost aquifer to represent the groundwater quality both upgradient of the units (i.e., background conditions) and passing the waste boundary of the units. The number, spacing, and depths of the groundwater monitoring wells were selected based on the characterization of site specific hydrogeologic conditions.

As part of the assessment monitoring program, assessment wells have been installed since 2018 to supplement the pre-existing detection monitoring wells and characterize the nature and extent of SSLs in groundwater downgradient of AP-2. Pursuant to § 257.95(g)(1)(iv), the wells classified as "assessment monitoring wells" will continue to be sampled concurrently with the detection monitoring well network as part of the ongoing assessment groundwater monitoring program.

An on-site network of piezometers is used in combination with the detection and assessment monitoring well networks to gauge water levels to define groundwater flow direction and gradients. The piezometers may be sampled as needed to support the ACM program.

The locations of the detection monitoring wells, assessment monitoring wells, and piezometers are shown on **Figure 2**; well and piezometer construction details are listed in **Table 1**.

2.0 GROUNDWATER MONITORING ACTIVITIES

In accordance with § 257.90(e), the following describes monitoring-related activities performed during the annual reporting period and discusses any change in status of the monitoring program. Groundwater sampling was performed in accordance with § 257.93.

2.1 Monitoring Well Installation and Maintenance

No additional detection monitoring wells or piezometers were installed during this annual reporting period.

The well and piezometer networks are inspected semiannually to evaluate if any repairs or corrective actions are necessary to meet the requirements of the Georgia Water Well Standards Act (O.C.G.A. § 12-5-134(5)(d)(vii)). In February and August 2024, the networks were inspected, necessary corrective actions were identified and subsequently completed, as documented in **Appendix A**. This documentation was prepared under the direction of a professional geologist or engineer registered in the State of Georgia.

2.2 Assessment Monitoring

Georgia Power initiated an assessment monitoring program for groundwater at AP-2 in January 2018 based on statically significant increases (SSIs) of Appendix III constituents documented in the *2017 Annual Groundwater Monitoring and Corrective Action Report* (ERM, 2018). A notice of assessment monitoring was placed in the operating record on May 15, 2018. Currently, cobalt is the only Appendix IV constituent identified at SSLs in exceedance of the GWPS; SSLs of cobalt have been identified in HGWC-18, MW-33, and MW-35.

Pursuant to § 257.96, an ACM was initiated for AP-2 in January 2019. An *Assessment of Corrective Measures Report – Plant Hammond Ash Pond 2 (AP-2)* (ACM Report) was subsequently prepared for AP-2 (Geosyntec, 2019b) and submitted to GA EPD in June 2019 and posted to Georgia Power's CCR Rule Compliance website in July 2019. A *Draft Remedy Selection Report,* which summarizes the evaluation and proposed selection of a corrective measure, or measures, was submitted to GA EPD on August 31, 2022 (Geosyntec, 2022). In accordance with § 257.96(b), groundwater continues to be monitored at AP-2 under the assessment monitoring program while the ACM phase is implemented.

In support of the routine assessment monitoring program, the annual assessment monitoring events were conducted in February and August 2024. The wells sampled and the dates the samples were collected at AP-2 during the annual reporting period are summarized in **Table 2**. Details of these events and analytical results are discussed in Section 3.

2.3 Additional Groundwater and Surface Water Evaluations

Supplemental groundwater samples were collected from the entire AP-2 detection and assessment well networks during the February 2024 event and were analyzed for major cations, major anions, iron, and manganese. The data were collected in support of evaluating the geochemical composition of the groundwater in conjunction with the ACM activities.

Due to the presence of surface water features immediately downgradient of select wells reporting SSLs, Georgia Power proactively collected surface water samples in February and August 2024 from three locations in the unnamed creek west of AP-2 (AP2-Up, AP2-Mid, AP2-Down) and three locations in the Coosa River, as shown on **Figure 2** (i.e., H+0.25, H+0.35, H+0.75), to horizontally delineate identified SSLs of cobalt in groundwater at AP- 2. Georgia Power will continue collecting the surface water samples semiannually to support ACM efforts.

The laboratory reports associated with the additional evaluations are provided in **Appendix B**.

2.4 Assessment of Corrective Measures

As presented in the *Draft Remedy Selection Report* (Geosyntec, 2022), in-situ geochemical injections, coupled with monitored natural attenuation (MNA), have been proposed as corrective measures to address the SSLs of cobalt in detection monitoring well HGWC-18 and assessment monitoring wells MW-33 and MW-35. Design of in-situ geochemical injection corrective measures includes multiple assessment and design components, including pilot studies to evaluate injection delivery and the performance of injectates prior to implementing a full scale remedy. Georgia Power initiated a pilot study in vicinity of these wells in September 2023, as detailed in the *HGWC-18 Pilot Study Workplan* (Geosyntec, 2023a) and *MW-33 and MW-35 Pilot Study Workplan* (Geosyntec, 2023b). A post-injection performance monitoring program was initiated mid-September 2023 during which groundwater samples were collected from performance monitoring

piezometers INW-01, INW-02, and PT-01 through PT-06; groundwater samples were analyzed for the complete suite of Appendix III and Appendix IV constituents (except total radium) and select metals and inorganics necessary to evaluate the geochemistry of the groundwater. Post injection performance monitoring continued during the 2024 annual reporting period. Details of these events and analytical results between January and December 2024 are discussed in Section 6.

3.0 SAMPLING METHODOLOGY AND ANALYSES

The following section presents a summary of the field sampling procedures that were implemented, and the groundwater sampling results that were obtained, in connection with the assessment monitoring program conducted at AP-2 during the annual reporting period.

3.1 Groundwater and Surface Water Level Measurement

A synoptic round of depth-to-groundwater-level measurements were recorded from the AP-2 wells and piezometers during the February and August 2024 assessment monitoring event and used to calculate the corresponding groundwater elevations, which are presented in **Table 3**. While the February and August 2024 groundwater elevations are generally lower than those of prior monitoring years, they are generally similar to the previous gauging event in August 2023, likely due to site closure of AP-2.

Surface water elevations were recorded from a surveyed measuring point located midway across the service bridge, located midway along the unnamed creek west of AP-2 ('Unnamed Creek' location), and at the Coosa River staff gauge located downgradient of AP-1, as shown in **Figure 2.**

The groundwater and surface water elevation data were used to prepare a potentiometric surface map for the February and August 2024 gauging events, which are presented on **Figure 3** and **Figure 4**, respectively. Groundwater in the AP-2 area flows under the influence of topography from higher elevations on the northern and eastern side of the Site in a westerly direction beneath AP- 2 with a southerly flow component. This groundwater flow pattern is consistent with previous observations.

3.2 Groundwater Gradient and Flow Velocity

The horizontal groundwater hydraulic gradients within the uppermost aquifer beneath AP- 2 were calculated using the groundwater elevation data from the February and August 2024 gauging events. A horizontal hydraulic gradient is commonly calculated between two points along the groundwater flow path perpendicular to groundwater elevation contours. Ideally, this flow path originates and concludes with groundwater elevations reported for two wells, but this may not be feasible and still remain perpendicular to the contours. The horizontal hydraulic gradient in this report was calculated between upgradient and downgradient wells selected to provide the most

accurate alignment possible relative to the interpreted groundwater flow path. The horizontal hydraulic gradient was calculated across the central portion of AP-2 between MW-18 and HGWC-17. The supporting calculations are presented in **Table 4.** The general trajectory of the flow paths used in the calculations and associated potentiometric contour lines are shown on **Figure 3** and **Figure 4**, respectively**.** The calculated hydraulic gradient along the westerly flow path line for the annual reporting period is 0.006 feet per foot (ft/ft).

The approximate horizontal flow velocity associated with AP-2 was calculated using the following derivative of Darcy's Law. The calculation is presented in **Table 4**.

$$V = \frac{K_h * i}{n_e}$$

where:

V = Groundwater flow velocity $\left(\frac{feet}{day}\right)$

K_h = Horizontal Hydraulic Conductivity $\left(\frac{feet}{day}\right)$

i = Horizontal hydraulic gradient $\left(\frac{feet}{foot}\right) = \frac{h_1 - h_2}{L}$

h_1 and h_2 = Groundwater elevation at location 1 and 2

L = distance between location 1 and 2

n_e = Effective porosity

The horizontal hydraulic conductivity (K_h) measurements were calculated from slug test data collected in AP-2 wells and piezometers. As presented in the HAR Rev 01, results were broadly grouped based on the lithology in which the wells or piezometers were screened. The geometric mean of the K_h values of the alluvium, colluvium, residuum, and partially weathered shale bedrock were used to represent the overall hydraulic conductivity at AP-2 of 5.17 x 10^{-4} centimeters per second (cm/sec) (1.47 feet per day [ft/day]) (Geosyntec, 2019c). An effective porosity value of 0.15 was used to represent average lithologic conditions at AP-2, derived based on review of literature (Kresic, 2007), observed site lithology, and professional judgement. Applying these values and the hydraulic gradient, the groundwater flow velocity underneath AP-2 for the annual reporting period was calculated to be 0.054 ft/day.

3.3 Groundwater Sampling Procedures

Groundwater samples were collected using low-flow sampling procedures in accordance with § 257.93(a). Purging and sampling was performed using dedicated bladder pumps with dedicated tubing, non-dedicated bladder pumps, and peristaltic pumps. For wells sampled with non-dedicated bladder pumps and peristaltic pumps, the pump intake was lowered to the midpoint of the well screen (or as appropriate based on the groundwater level). Non-dedicated bladder pump and peristaltic pump samples were collected using new disposable polyethylene tubing; all non-dedicated tubing was disposed of following the sampling event. All non-disposable equipment was decontaminated before use and between well locations.

An in-situ water quality field meter (Aqua TROLL 400) was used to monitor and record field water quality parameters [i.e., pH, conductivity, dissolved oxygen (DO), temperature, and oxidation reduction potential (ORP)] during well purging to verify stabilization prior to sampling. Turbidity was monitored using a portable turbidity meter (i.e., LaMotte 2020we or similar). Groundwater samples were collected once the following stabilization criteria were met:

- pH ± 0.1 standard units (s.u.).
- Conductivity ± 5%.
- ±0.2 milligram/liter (mg/L) or ±10%, whichever is greater for DO > 0.5 mg/L. No criterion applies if DO < 0.5 mg/L, record only.
- Turbidity measured less than 5 nephelometric turbidity units (NTU) or measured between 5 and 10 NTU following three hours of purging.

Following purging, and once stabilization was achieved, unfiltered samples were collected into appropriately preserved laboratory-supplied sample containers. Sample bottles were placed in ice-packed coolers and submitted to Pace Analytical Services, LLC (Pace Analytical) in Peachtree Corners, Georgia, following chain-of-custody protocol. The field sampling and equipment calibration forms generated during the annual reporting period are provided in **Appendix B**; forms generated during monitoring events associated with the pilot studies are provided in a subsequent appendix as discussed in Section 6.

3.4 Laboratory Analyses

Laboratory analyses were performed by Pace Analytical, which is accredited by the National Environmental Laboratory Accreditation Program (NELAP). Pace Analytical maintains a NELAP certification for the Appendix III and Appendix IV constituents analyzed for this project. Analytical methods used for groundwater and surface water sample analyses are listed in the analytical laboratory reports included in **Appendix B**. The groundwater results from the annual reporting period are summarized in **Table 5**; surface water analytical results are summarized in **Table 6**. The laboratory reports generated during monitoring events associated with the pilot studies are provided in a subsequent appendix as discussed in Section 6.

3.5 Quality Assurance and Quality Control Summary

Quality assurance/quality control (QA/QC) samples were collected during the groundwater monitoring events in accordance with the site's *Groundwater Monitoring Plan* (Geosyntec, 2021), and included the following: field duplicates, equipment blanks, and field blank samples. QA/QC samples were collected in appropriately preserved laboratory-provided containers and submitted under the same chain of custody as the primary samples for analysis of the same constituents by Pace Analytical.

In addition to collecting QA/QC samples, the data were validated based on the pertinent methods referenced in the laboratory reports, professional and technical judgment, and applicable federal guidance documents (USEPA, 2011; USEPA, 2017). Where necessary, the data were qualified with supporting documentation and justifications. The validated data are considered usable for meeting project objectives. The associated data validation reports are provided in **Appendix B**, along with the laboratory reports.

4.0 STATISTICAL ANALYSIS

The following section summarizes the statistical analysis of Appendix III groundwater monitoring data performed pursuant to § 257.93. In addition, pursuant to § 257.95(d)(2), Georgia Power established GWPS for the Appendix IV constituents and completed statistical analyses of the Appendix IV groundwater monitoring data obtained during the annual reporting period. The data were analyzed by Groundwater Stats Consulting (GSC); the reports generated from the analyses are provided in **Appendix C.**

4.1 Statistical Methods

Groundwater data from the annual reporting period were statistically analyzed in accordance with the Professional Engineer-certified (PE-certified) Statistical Analysis Method Certification (October 2017, revised January 2020) (Environmental Resource Management, 2017 and Geosyntec, 2020). The Sanitas groundwater statistical software was used to perform the statistical analyses. Sanitas is a decision-support software package that incorporates the statistical tests required of Subtitle C and D facilities by USEPA regulations and guidance as recommended in the USEPA document *Statistical Analysis of Groundwater Data at RCRA Facilities Unified Guidance* (Unified Guidance) (USEPA, 2009).

Appendix III statistical analysis was performed to assess if Appendix III constituents have returned to background levels. Appendix IV constituents were evaluated to assess if concentrations statistically exceeded the established GWPS. Detailed statistical methods used for Appendix III and Appendix IV constituents are discussed in statistical analysis package provided in **Appendix C** and summarized in Sections 4.1.1 and 4.1.2. The GWPS were finalized pursuant to § 257.95(d)(2) and presented in **Table 7**.

4.1.1 Appendix III Statistical Methods

Based on guidance from GA EPD, statistical tests used to evaluate the groundwater monitoring data consist of interwell prediction limits (PLs) combined with a 1-of-2 verification resample plan for each of the Appendix III constituents. Interwell PLs pool upgradient well data to establish a background limit for an individual constituent, and the most recent sample from each downgradient well is compared to the same limit for each constituent. The most recent sample from each downgradient well is compared to the background limit to assess whether there are statistically significant increases (SSIs). An "initial exceedance" occurs when an Appendix III constituent reported in the groundwater

of a downgradient detection monitoring well exceeds the constituent's associated PL. The 1-of-2 resample plan allows for collection of an independent resample. A confirmed exceedance is noted only when the resample confirms the initial exceedance by also exceeding the statistical limit. If the resample falls within its respective prediction limit, no exceedance is declared.

4.1.2 Appendix IV Statistical Methods

To statistically compare groundwater data to GWPS, confidence intervals are constructed for each of the detected Appendix IV constituents in each downgradient detection and assessment monitoring well with a minimum of four samples. In accordance with Section 21.1.1 of the Unified Guidance (USEPA, 2009), four independent data are the minimum population size recommended to construct confidence intervals required to assess SSLs for Appendix IV constituents. Due to previous non-routine (or ACM investigation) sampling, some Appendix IV constituents at a well location have differing number of analytical data points.

The confidence intervals are compared to the GWPS. Only when the entire confidence interval is above a GWPS is the well/constituent pair considered to exceed its GWPS. If a confidence interval exceeds a GWPS, an SSL exceedance is identified.

USEPA revised the federal CCR Rule on July 30, 2018, updating GWPS for cobalt, lead, lithium, and molybdenum. As described in § 257.95(h)(1-3), the GWPS is defined by the below criteria. These criteria were adopted into the GA EPD Rules for Solid Waste Management 391-3-4-.10 on February 22, 2022.

(1) The maximum contaminant level (MCL) established under § 141.62 and § 141.66.

(2) Where an MCL has not been established:

(i) Cobalt 0.006 mg/L;

(ii) Lead 0.015 mg/L;

(iii) Lithium 0.04 mg/L; and

(iv) Molybdenum 0.1 mg/L.

(3) Background levels for constituents where the background level is higher than the MCL or rule-specified GWPS.

Following the above requirements, GWPS have been established for statistical comparison of Appendix IV constituents and are presented in **Table 7**.

4.2 Statistical Analyses Results

Based on review of the Appendix III statistical analyses presented in **Appendix C**, groundwater conditions have not returned to background and assessment monitoring should continue. Based on review of the statistical analyses, select Appendix IV constituents exceeded the GWPS during the annual reporting period:

4.2.1 February 2024 Data

- Cobalt: HGWC-18, MW-33, and MW-35

Wells with SSLs were further evaluated using the Sen's Slope/Mann Kendall trend test (**Appendix C**). A statistically significant decreasing trend of cobalt was identified in February 2024 in HGWC-18. No statistically significant trends of cobalt were identified for MW-33 and MW-35 for the February 2024 data.

4.2.2 August 2024 Data

- Cobalt: HGWC-18, MW-33, and MW-35

Wells with SSLs were further evaluated using the Sen's Slope/Mann Kendall trend test (**Appendix C**). A statistically significant decreasing trend of cobalt was identified in August 2024 in HGWC-18. No statistically significant trends of cobalt were identified for MW-33 and MW-35 for the August 2024 data.

4.2.3 Summary of Statistical Analyses

The SSLs identified for the annual reporting period are generally consistent with the 2023 annual reporting period.

5.0 NATURE AND EXTENT

Based on statistical analysis of the groundwater data presented herein, the cobalt SSLs are horizontally and vertically delineated to below the site specific GWPS (0.038 mg/L) in HGWC-18, MW-33, and MW-35. The groundwater data from the February and August 2024 semiannual assessment monitoring events were used to generate the cobalt iso-concentration maps presented on **Figure 5** and **Figure 6**, respectively.

Delineation is determined by confidence intervals presented in the statistical analysis prepared for the assessment wells (**Appendix C**). On the northwest side of AP- 2, HGWC-18 is vertically delineated by MW-21D. The conceptual site model on the south side of the pond consists of southerly groundwater flow through alluvium toward the Coosa River. MW-33 is vertically delineated by MW-34D upgradient of the river. However, as groundwater nears the Coosa River, it begins to flow upward and join the Coosa River. As such, to properly characterize the deeper groundwater south of MW-34D as it migrates downgradient, MW-51 was installed with a shallower screen interval to not only horizontally delineate cobalt at MW-35 but also to account for the upward movement of groundwater adjacent to the river. Statistical analysis of the MW-51 groundwater data delineates the horizontal extent of the SSLs of cobalt in MW-33 and MW-35 and the vertical extent of cobalt in MW-35 to below the GWPS. The elevated cobalt concentration reported in February 2024 for MW-51 (0.046 mg/L) (refer to **Figure 5**) is suspected to be an anomaly relative to the overall dataset. Cobalt concentration for MW- 51 in August 2024 was reported at 0.027 mg/L, below the GWPS. Georgia Power will continue to monitor this well and adaptively manage the site accordingly.

Due to the presence of a surface water feature (unnamed creek) west of AP-2 in the downgradient direction of HGWC-18 (refer to **Figure 2**), installation of additional wells to horizontally characterize this area is infeasible. For this reason, Georgia Power proactively began collecting surface water samples in July 2020. Cobalt was not detected above the laboratory reporting limit (0.0050 mg/L) in surface water samples collected in February and August 2024 from the three locations in the unnamed creek (AP2-Up, AP2-Mid, and AP2-Down) shown on **Figure 2**. No cobalt impacts to surface water have been detected; and therefore, the cobalt SSL observed in HGWC-18 is horizontally delineated.

Surface water samples were also collected from the Coosa River in February and August 2024. Three sampling locations (i.e., H+0.25, H+0.35, H+0.75) are in the vicinity of

MW-33 and MW- 35 and relevant to conditions at AP-2. These three locations are shown on **Figure 2**. Cobalt was not detected above the laboratory reporting limit (0.0050 mg/L) in any of the Coosa River samples. The February and August 2024 data associated with the unnamed creek and the Coosa River surface water sampling events are presented in **Table 6** and the laboratory reports are included in **Appendix B**.

6.0 MONITORING PROGRAM STATUS

6.1 Assessment Monitoring Status

Pursuant to § 257.96(b), Georgia Power will continue to monitor the groundwater at AP- 2 in accordance with the assessment monitoring program regulations of § 257.95 while ACM efforts are implemented to address SSLs of cobalt in select AP-2 wells. Pursuant to § 257.95(g)(1)(iv), the assessment monitoring wells will continue to be sampled as part of the ongoing assessment groundwater monitoring program.

6.2 Assessment of Corrective Measures

A *Draft Remedy Selection Report* was submitted to GA EPD on August 31, 2022 (Geosyntec, 2022). The *Draft Remedy Selection Report* was submitted under separate cover and is currently being reviewed by GA EPD. The report summarizes:

- The current groundwater conceptual site model applicable to evaluating groundwater corrective measures proposed in the ACM Report (Geosyntec, 2019b);
- An evaluation of each corrective measure retained for further consideration following the completed investigations; and
- An evaluation of corrective measure options using the comparative criteria such as long- and short-term effectiveness and protectiveness, source control effectiveness, and ease of implementation. The *Draft Remedy Selection Report* presents geochemical approaches (in-situ injections) coupled with monitored natural attenuation as the proposed groundwater remedy for AP-2.

In the interim of GA EPD's review of the *Draft Remedy Selection Report,* the state agency issued a letter on September 23, 2022, stating their support for Georgia Power to initiate a pilot study at AP-2 to facilitate further remedy design. In June 2023, Georgia Power submitted to GA EPD both a Pilot Test Notification Form and separate workplans outlining the design and implementation of a pilot study in vicinity of HGWC-18 and MW-33/MW-35 (Geosyntec, 2023a, 2023b). GA EPD's Underground Injection Control (UIC) Program approved the Pilot Test Notification Form on August 24, 2023; Geosyntec completed the pilot study injection activities in September 2023 (Geosyntec, 2023d). A post-injection performance monitoring program was initiated in 2023 and continued into

the current 2024 reporting period. The laboratory reports and field logs associated with post-injection performance monitoring events conducted through May 2024 were provided with the prior semiannual groundwater monitoring report (Geosyntec, 2024b). The groundwater analytical results from the post-injection performance monitoring events between January to November 2024 are summarized in **Table 8**; the laboratory reports and field logs associated with these results, and time series data trend plots for the entire dataset are provided in **Appendix D**.

Based on analytical results, the pilot study supports full scale implementation. A comprehensive pilot study summary report will be submitted by August 29, 2025 as a stand-alone document. This report will summarize pilot study results and provide recommendations for the design and implementation of the full-scale groundwater remedy. After submittal, Georgia Power anticipates receiving written authorization from GA EPD to hold the public meeting with the selected remedy of geochemical approaches (in-situ injection) and monitored natural attenuation (MNA). After the public meeting, Georgia Power will revise the *Draft Remedy Selection Report*, incorporating results of the pilot study and public meeting comments.

6.3 Annual Potable Well Survey

An updated potable well survey of potential groundwater wells within a two-mile radius of AP-2 was conducted in November 2024 and consisted of reviewing federal, state, county records, and online sources. Surveys conducted by Environmental Data Resources (EDR) are included in **Appendix E**. Additional federal, state, county records and online sources outside of the EDR survey were also reviewed. The Floyd County Health Department does not permit or regulate private wells, and therefore had no update to provide for the survey. The findings from the 2024 well survey are consistent with the 2023 well survey (Geosyntec, 2024a).

7.0 CONCLUSIONS AND FUTURE ACTIONS

This *2024 Annual Groundwater Monitoring and Corrective Action Report* for Plant Hammond AP-2 was prepared to fulfill the requirements of the federal CCR Rule and GA EPD Rules for Solid Waste Management 391-3-4-.10. Statistical analyses of the groundwater monitoring data for AP-2 for the Annual reporting period identified the continued presence of SSLs of cobalt in HGWC-18, MW-33, and MW-35. Based on statistical analysis of the most current groundwater quality, the SSLs are vertically and horizontally delineated to below the site specific GWPS.

Georgia Power will continue to monitor AP-2 groundwater under the assessment monitoring program as aspects of the ACM program are implemented to address the Appendix IV SSLs. A *Draft Remedy Selection Report*, which summarizes the evaluation and proposed selection of a corrective measure, or measures, was submitted to GA EPD on August 31, 2022 (Geosyntec, 2022). The next routine semiannual assessment monitoring event for AP- 2 is tentatively scheduled for February 2025. Based on results, the pilot study supports full scale implementation. A comprehensive pilot study technical memorandum will be submitted by August 29, 2025 as a stand-alone document.

8.0 REFERENCES

Environmental Resource Management, 2017. *Statistical Analysis Method Certification 40 CFR § 257.93 – Plant Hammond Ash Pond 1 (AP-2) – Georgia Power Company.* October 2017.

Environmental Resources Management, 2018. *2017 Annual Groundwater Monitoring and Corrective Action Report - Plant Hammond Ash Ponds 1 & 2 (AP-1 and AP- 2)*. Atlanta, Georgia. January 2018.

Geosyntec, 2019a. *2018 Annual Groundwater Monitoring and Corrective Action Report – Plant Hammond Ash Ponds 1 & 2 (AP-1 and AP-2)*. January 2019.

Geosyntec, 2019b. *Assessment of Corrective Measures Report – Plant Hammond Ash Pond 2 (AP-2)*. June 2019.

Geosyntec, 2019c. *Hydrogeologic Assessment Report (Revision 1) – Plant Hammond Ash Pond 2 (AP-2)*. December 2019.

Geosyntec, 2020. *Statistical Analysis Method Certification (REV 01) – Georgia Rule 391-3-4-.10(6) and 40 CFR § 257.93(f) – Plant Hammond Ash Pond 2 – Georgia Power Company*. January 2020.

Geosyntec, 2021. *Groundwater Monitoring Plan – Plant Hammond Ash Pond 2 (AP-2)*. September 2021 revision.

Geosyntec, 2022. *Draft Remedy Selection Report – Georgia Power Company Plant Hammond Ash Pond 2 (AP-2)*. August 2022

Geosyntec, 2023a. *HGWC-18 Pilot Study Workplan – Plant Hammond Ash Pond 2 (AP-2).* June 2023

Geosyntec, 2023b. *MW-33 and MW-35 Pilot Study Workplan – Plant Hammond Ash Pond 2 (AP-2).* June 2023

Geosyntec, 2023d. *Pilot Study Post-Injection Event Report*. October 2023.

Geosyntec, 2024a. *2023 Annual Groundwater Monitoring and Corrective Action Report – Plant Hammond Ash Pond 2 (AP-2)*. January 2024.

Geosyntec, 2024b. *2024 Semiannual Groundwater Monitoring and Corrective Action Report – Plant Hammond Ash Pond 2 (AP-2)*. August 2024.

Golder Associates, 2018. *Geologic and Hydrogeologic Report – Plant Hammond*. November 2018.

Kresic, Neven, 2007. *Hydrogeology and Groundwater Modeling, Second Edition*. CRC Press.

Sanitas: Groundwater Statistical Software, v. 9.6.05 (2018). Sanitas Technologies©, Boulder, Colorado.

USEPA, 2009. *Statistical Analysis of Groundwater Monitoring Data at RCRA Facilities, Unified Guidance*. Office of Resource Conservation and Recovery – Program Implementation and Information Division. March 2009.

USEPA, 2011. *Region IV Data Validation Standard Operating Procedures.* Science and Ecosystem Support Division. Region IV. Athens, GA. September 2011.

USEPA, 2017. *National Functional Guidelines for Inorganic Superfund Methods Data Review*. Office of Superfund Remediation and Technology Innovation. OLEM 9355.0-135 [EPA-540-R-2017-001]. Washington, DC. January 2017.

TABLES

Table 1
Monitoring Well Network Summary
Georgia Power Company
Plant Hammond - Ash Pond 2
Floyd County, GA

Well ID	Well Designation	Hydraulic Location	Northing[1]	Easting[1]	Ground Surface Elevation[1] (feet)	Top of Casing Elevation[1] (feet)	Top of Screen Elevation[1] (feet)	Bottom of Screen Elevation[1] (feet)	Total Well Depth from (Feet Below Top of Casing)[2]	Groundwater Zone Screened	Installation Date
HGWA-1	Detection	Upgradient	1550423.32	1940770.00	592.32	595.21	573.12	563.12	32.49	Bedrock	12/03/2014
HGWA-2	Detection	Upgradient	1549796.87	1939845.15	585.29	587.92	570.29	560.29	27.95	Overburden	12/02/2015
HGWA-3	Detection	Upgradient	1549794.41	1939833.39	585.23	587.74	553.23	543.23	44.51	PWR	12/02/2015
HGWA-4	Detection	Upgradient	1549930.45	1939385.45	584.94	587.60	572.24	562.24	25.76	Overburden	12/03/2014
HGWA-5	Detection	Upgradient	1548633.33	1937184.17	580.52	583.24	564.92	554.92	28.72	Overburden	12/10/2015
HGWA-6	Detection	Upgradient	1548636.35	1937177.73	580.72	583.38	543.72	533.72	49.66	PWR	12/11/2015
HGWA-42D	Detection	Upgradient	1549363.72	1938443.86	583.39	586.17	528.39	518.39	68.03	Bedrock	08/27/2020
HGWA-43D	Detection	Upgradient	1550422.85	1940753.80	592.08	595.08	544.08	534.08	61.25	Bedrock	08/26/2020
HGWA-44D	Detection	Upgradient	1550409.13	1940756.18	592.01	594.79	491.76	481.76	113.28	Bedrock	08/25/2020
HGWC-14	Detection	Downgradient	1547998.96	1938406.27	594.67	597.25	564.67	554.67	42.98	Overburden	10/16/2014
HGWC-15	Detection	Downgradient	1547875.33	1937854.92	578.73	581.49	553.93	543.93	37.96	Overburden	10/20/2014
HGWC-16	Detection	Downgradient	1548209.83	1937540.33	577.36	580.02	557.36	547.36	33.06	Overburden	10/21/2014
HGWC-17	Detection	Downgradient	1548449.71	1937538.98	581.51	584.30	566.91	556.91	27.79	Overburden/PWR	10/22/2014
HGWC-18	Detection	Downgradient	1548821.27	1937558.32	581.36	584.18	566.86	556.86	27.71	Overburden/PWR	10/22/2014
MW-21D	Assessment	Downgradient	1548814.86	1937555.78	581.16	583.84	542.36	532.36	51.88	Bedrock	11/19/2018
MW-22	Assessment	Downgradient	1547854.68	1937832.04	576.05	578.51	551.45	541.45	37.47	Overburden	11/15/2018
MW-23D	Assessment	Downgradient	1547876.55	1937843.89	579.06	581.30	529.46	519.46	62.24	Bedrock	11/15/2018
MW-33	Assessment	Downgradient	1547973.50	1938412.13	591.19	593.92	566.60	556.60	37.72	Overburden	11/21/2019
MW-34D	Assessment	Downgradient	1547996.82	1938392.20	593.83	596.51	530.48	520.48	73.68	Bedrock	05/06/2020
MW-35	Assessment	Downgradient	1547905.33	1938417.82	571.88	574.40	558.70	548.70	23.52	Overburden	05/13/2020
MW-37D	Assessment	Downgradient	1548803.01	1937551.05	580.95	583.58	514.65	504.65	76.63	Bedrock	05/08/2020
MW-51	Assessment	Downgradient	1547872.35	1938421.46	571.57	574.54	556.47	546.47	28.90	Overburden	07/22/2021
MW-8	Piezometer	Downgradient	1548171.86	1940016.70	584.25	586.93	565.05	555.05	32.28	Overburden	10/29/2014
MW-9	Piezometer	Downgradient	1548131.38	1938922.16	588.42	590.95	569.12	559.12	32.95	Overburden	10/29/2014
MW-12	Piezometer	Downgradient	1547853.78	1937525.46	580.59	583.27	555.84	545.84	37.83	Overburden	10/21/2014
MW-16	Piezometer	Upgradient	1549104.17	1937940.06	571.70	574.22	562.20	552.20	23.42	Bedrock	10/27/2014
MW-17	Piezometer	Upgradient	1549163.28	1938345.81	583.68	586.78	568.98	558.98	29.09	Overburden	10/28/2014
MW-18	Piezometer	Upgradient	1548984.15	1938712.73	589.75	592.28	571.05	561.05	32.42	Overburden	10/29/2014
MW-36D	Piezometer	Downgradient	1548435.43	1937538.19	581.44	584.10	534.12	524.12	57.65	Bedrock	05/07/2020
MW-52	Piezometer	Upgradient	1549277.59	1938398.82	583.25	586.11	573.29	563.29	23.15	Overburden	01/25/2022
MW-55[3]	Piezometer	Downgradient	1548823.40	1937575.72	582.78	582.49	566.78	556.78	26.11	PWR	06/13/2023
MW-56[3]	Piezometer	Downgradient	1547906.81	1938260.81	570.60	573.47	559.60	549.60	24.27	Overburden	06/16/2023
MW-57[3]	Piezometer	Downgradient	1547895.53	1938349.49	571.30	574.28	560.30	550.30	24.18	PWR	06/16/2023
MW-58[3]	Piezometer	Downgradient	1547931.46	1938592.55	572.96	575.87	559.46	549.46	26.81	Overburden/PWR	06/17/2023
MW-59[3]	Piezometer	Downgradient	1547971.14	1938344.65	589.52	592.20	559.52	549.52	42.58	Overburden	06/14/2023
INW-01[3]	Piezometer	Downgradient	1547921.52	1938350.62	571.04	573.90	561.04	551.04	23.26	Overburden	06/16/2023
INW-02[3]	Piezometer	Downgradient	1548915.00	1937643.89	580.78	580.56	555.78	545.78	35.40	Overburden	06/06/2023
PT-01[3]	Piezometer	Downgradient	1547916.85	1938348.81	571.14	574.13	561.24	551.24	23.29	Overburden	06/17/2023
PT-02[3]	Piezometer	Downgradient	1547917.68	1938353.52	571.10	574.06	561.10	551.10	23.36	Overburden	06/16/2023
PT-03[3]	Piezometer	Downgradient	1547910.57	1938352.13	571.10	574.09	559.10	549.10	23.39	Overburden	06/17/2023
PT-04[3]	Piezometer	Downgradient	1548918.26	1937641.91	580.50	580.26	556.70	546.70	34.21	PWR	06/06/2023
PT-05[3]	Piezometer	Downgradient	1548913.06	1937638.48	580.83	580.54	555.73	545.73	35.50	Overburden	06/12/2023
PT-06[3]	Piezometer	Downgradient	1548916.95	1937634.25	580.68	580.36	555.18	545.18	35.39	Overburden	06/07/2023

Notes:
PWR = partially weathered rock.
(1) Coordinates in North American Datum (NAD) 1983, State Plane, Georgia-West, feet. Elevations referenced to the North American Vertical Datum of 1988 (NAVD88). Survey completed by GEL Solutions dated May 19, 2020 and April 11, 2022 (for MW-52), and July 17 and August 30, 2023 (for MW-55 through MW-59, INW-01, INW-02, PT-01 through PT-06).
(2) Total well depth accounts for sump if data provided on well construction logs.
(3) Piezometers INW-01, INW-02, MW-55 through MW-59, and PT-01 through PT-06 were installed in support of an Assessment of Corrective Measures pre-design investigation and are not included in the monitoring well network.

Table 2
Groundwater Sampling Event Summary
Georgia Power Company
Plant Hammond - Ash Pond 2
Floyd County, GA

Well ID	Hydraulic Location	Well Designation	February 13 2024 - February 19 2024	August 05 2024 - August 10 2024
			Assessment Event	Assessment Event
Georgia Power Company - Plant Hammond Ash Pond 2				
HGWA-1	Upgradient	Detection	X	X
HGWA-2	Upgradient	Detection	X	X
HGWA-3	Upgradient	Detection	X	X
HGWA-4	Upgradient	Detection	X	X
HGWA-5	Upgradient	Detection	X	X
HGWA-6	Upgradient	Detection	X	X
HGWC-14	Downgradient	Detection	X	X
HGWC-15	Downgradient	Detection	X	X
HGWC-16	Downgradient	Detection	X	X
HGWC-17	Downgradient	Detection	X	X
HGWC-18	Downgradient	Detection	X	X
HGWA-42D	Upgradient	Detection	X	X
HGWA-43D	Upgradient	Detection	X	X
HGWA-44D	Upgradient	Detection	X	X
MW-21D	Downgradient	Assessment	X	X
MW-22	Downgradient	Assessment	X	X
MW-23D	Downgradient	Assessment	X	X
MW-33	Downgradient	Assessment	X	X
MW-34D	Downgradient	Assessment	X	X
MW-35	Downgradient	Assessment	X	X
MW-37D	Downgradient	Assessment	X	X
MW-51	Downgradient	Assessment	X	X

Notes:
X - Indicates well sampled during event
Assessment Event includes Appendix III and Appendix IV analytes.

Table 3
Summary of Groundwater and Surface Water Elevations
Georgia Power Company
Plant Hammond - Ash Pond 2
Floyd County, GA

		February 2024	February 2024	August 2024	August 2024
Well ID	Top of Casing Elevation (feet)	Depth to Water (feet)	Groundwater Elevation (feet)	Depth to Water (feet)	Groundwater Elevation (feet)
HGWA-1	595.21	17.30	577.91	20.87	574.34
HGWA-2	587.92	14.21	573.71	14.59	573.33
HGWA-3	587.74	13.80	573.94	14.37	573.37
HGWA-4	587.6	7.75	579.85	12.60	575.00
HGWA-5	583.24	6.86	576.38	7.25	575.99
HGWA-6	583.38	5.64	577.74	7.08	576.30
HGWC-14	597.25	31.25	566.00	31.46	565.79
HGWC-15	581.49	15.83	565.66	17.71	563.78
HGWC-16	580.02	14.66	565.36	14.77	565.25
HGWC-17	584.3	19.40	564.90	20.80	563.50
HGWC-18	584.18	17.27	566.91	18.20	565.98
HGWA-42D	586.17	9.25	576.92	13.47	572.70
HGWA-43D	595.08	17.35	577.73	20.78	574.30
HGWA-44D	594.79	18.48	576.31	20.73	574.06
MW-21D	583.84	17.55	566.29	18.45	565.39
MW-22	578.51	14.24	564.27	14.48	564.03
MW-23D	581.3	17.65	563.65	17.16	564.14
MW-33	593.92	27.81	566.11	28.38	565.54
MW-34D	596.51	31.74	564.77	32.01	564.50
MW-35	574.4	7.87	566.53	10.54	563.86
MW-37D	583.58	17.25	566.33	18.10	565.48
MW-51	574.54	8.58	565.96	10.70	563.84
INW-01	573.9	7.83	566.07	10.19	563.71
INW-02	580.56	12.21	568.35	14.63	565.93
PT-01	574.13	8.59	565.54	10.19	563.94
PT-02	574.06	8.91	565.15	10.11	563.95
PT-03	574.09	8.93	565.16	10.18	563.91
PT-04	580.26	11.88	568.38	14.40	565.86
PT-05	580.54	12.15	568.39	14.64	565.90
PT-06	580.36	11.81	568.55	14.45	565.91
MW-8	586.93	21.48	565.45	21.11	565.82
MW-9	590.95	21.44	569.51	21.35	569.60
MW-12	583.27	17.40	565.87	19.01	564.26
MW-16	574.22	4.45	569.77	7.20	567.02
MW-17	586.78	8.05	578.73	12.92	573.86
MW-18	592.28	19.87	572.41	20.88	571.40
MW-36D	584.1	18.47	565.63	18.98	565.12
MW-52	586.11	7.64	578.47	22.59	563.52
MW-55	582.49	16.27	566.22	17.20	565.29
MW-56	573.47	8.86	564.61	9.57	563.90
MW-57	574.28	9.34	564.94	10.40	563.88
MW-58	575.87	9.11	566.76	11.81	564.06
MW-59	592.2	27.15	565.05	27.92	564.28
Coosa River	--	--	562.50	--	564.00
Unnamed Creek	580.14	16.75	563.39	15.98	564.16

Notes:
-- = not applicable
Elevations shown are referenced to datum NAVD88, which indicates feet (ft) in elevation referenced to the North American Vertical Datum 1988
Coosa River staff gauge located approximatly 3,250 feet upstream of the confluence of the Unnamed Creek and the Coosa River
Unnamed Creek gauging point is located halfway across the service bridge located immediately west of AP-2 (Figures 3 and 4).
Depth to water values presented are measured from the bridge to the waters surface.

Table 4
Horizontal Groundwater Gradient and Flow Velocity Calculations
Georgia Power Company
Plant Hammond Ash Pond 2
Floyd County, GA

Gauging Event	Well Pair	Groundwater Elevations in Well Pairs (ft)		Change in Elevation (ft)	Distance Between Well 1 and Well 2 (L) (ft)	Hydraulic Gradient (ft/ft)	Average Hydraulic Conductivity (K_h) (ft/day)	Estimated Effective Porosity (n_e)	Calculated Groundwater Flow Velocity (V) (ft/day)	Calculated Groundwater Flow Velocity (V) (ft/year)	Average Hydraulic Gradient (i) (ft/ft)	Average Groundwater Flow Velocity (V) for 2024 (ft/day)
February 2024	MW-18 to HGWC-17	572.41	564.90	7.51	1350	0.006	1.47	0.15	0.055	19.9	0.006	0.054
August 2024	MW-18 to HGWC-17	571.40	563.50	7.90	1426	0.006	1.47	0.15	0.054	19.8		

Notes:
ft = feet
ft/day = feet per day
ft/ft = feet per foot
ft/year = feet per year
K_h = Average horizontal hydraulic conductivity
Average horizontal hydraulic conductivity (K_h) of 1.47 feet per day (ft/day) was computed from slug test data derived from various well and piezometer locations across the AP-2.
n_e = effective porosity
V = groundwater flow velocity
Groundwater flow velocity equation: $V= (K^* i)/n_e$
$i = h_1-h_2/L$ = horizontal hydraulic gradient (h_1 and h_2 = groundwater elevation at location 1 and 2)
L = distance between location 1 and 2 along the flow path. See Figure 3 and Figure 4 for illustrated flow paths.
Elevations shown are referenced to datum NAVD88, which indicates feet (ft) in elevation referenced to the North American Vertical Datum 1988.

Table 5
Summary of Assessment Monitoring Groundwater Analytical Data
Georgia Power Company
Plant Hammond - Ash Pond 2
Floyd County, GA

	Sample Location	HGWA-1	HGWA-1	HGWA-2	HGWA-2	HGWA-3	HGWA-3	HGWA-4	HGWA-4	HGWA-5	HGWA-5	HGWA-6	HGWA-6	HGWC-14
	Sample Date	02/13/2024	08/05/2024	02/13/2024	08/05/2024	02/13/2024	08/05/2024	02/13/2024	08/06/2024	02/13/2024	08/06/2024	02/13/2024	08/06/2024	02/17/2024
ANALYTE	UNITS													
APPENDIX III														
Boron	mg/L	0.020 J	0.020 J	0.051	0.057	< 0.012	< 0.012	0.023 J	0.015 J	< 0.012	0.024 J	0.015 J	1.6	7.3
Calcium	mg/L	116	113	38.8	34.7	83.6	83.3	31.1	32.6	20.6	27.0	55.4	57.2	418
Chloride	mg/L	10.0	8.7	6.3	7.9	5.3	5.2	1.4	2.3	1.8	2.1	1.4	1.3	88.9
Fluoride	mg/L	0.071 J	0.11	0.17	0.12	< 0.050	0.077 J	0.13	0.19	0.059 J	0.098 J	0.065 J	0.080 J	0.065 J
pH, Field	SU	7.06	7.29	5.49	4.91	7.35	7.27	5.98	6.14	6.66	6.40	7.59	7.56	5.05
Sulfate	mg/L	50.4	49.4	93.9	87.2	35.5	31.1	64.6	28.1	21.8	17.4	35.3	33.5	898
TDS	mg/L	402	444	214	217	284	304	176	159	155	141	240	247	1720
APPENDIX IV														
Antimony	mg/L	< 0.00054	< 0.00054	< 0.00054	< 0.00054	< 0.00054	< 0.00054	< 0.00054	< 0.00054	< 0.00054	< 0.00054	< 0.00054	< 0.00054	< 0.00054
Arsenic	mg/L	< 0.00084	< 0.00084	< 0.00084	< 0.00084	< 0.00084	< 0.00084	< 0.00084	< 0.00084	< 0.00084	< 0.00084	< 0.00084	< 0.00084	0.0026 J
Barium	mg/L	0.039	0.032	0.062	0.062	0.13	0.13	0.054	0.044	0.048	0.046	0.19	0.046	0.020
Beryllium	mg/L	< 0.000094	< 0.000094	0.00022 J	0.00026 J	< 0.000094	< 0.000094	< 0.000094	< 0.000094	< 0.000094	< 0.000094	< 0.000094	< 0.000094	0.00044 J
Cadmium	mg/L	< 0.00010	< 0.00010	0.00027 J	0.00026 J	< 0.00010	< 0.00010	< 0.00010	< 0.00010	< 0.00010	< 0.00010	< 0.00010	< 0.00010	< 0.00010
Chromium	mg/L	< 0.0019	< 0.0019	< 0.0019	< 0.0019	< 0.0019	< 0.0019	< 0.0019	< 0.0019	< 0.0019	< 0.0019	< 0.0019	< 0.0019	< 0.0019
Cobalt	mg/L	< 0.00032	0.00055 J	0.022	0.032	< 0.00032	< 0.00032	0.00056 J	< 0.00032	0.00039 J	0.00040 J	< 0.00032	0.0014 J	0.038
Lead	mg/L	< 0.00016	< 0.00016	0.00018 J	< 0.00016	< 0.00016	< 0.00016	0.00019 J	< 0.00016	< 0.00016	< 0.00016	< 0.00016	< 0.00016	0.0012
Lithium	mg/L	< 0.0016	< 0.0016	0.0017 J	0.0019 J	0.0034 J	0.0034 J	< 0.0016	0.0029 J	0.0032 J	< 0.0016	0.010 J	< 0.0016	0.0029 J
Mercury	mg/L	< 0.00013	< 0.00013	< 0.00013	< 0.00013	< 0.00013	< 0.00013	< 0.00013	< 0.00013	< 0.00013	< 0.00013	< 0.00013	< 0.00013	< 0.00013
Molybdenum	mg/L	< 0.00062	< 0.00062	< 0.00062	< 0.00062	< 0.00062	< 0.00062	< 0.00062	< 0.00062	< 0.00062	< 0.00062	< 0.00062	0.14	< 0.00062
Combined Radium 226 + 228	pCi/L	0.194 U	0.640 U	0.325 U	1.27	0.213 U	0.371 U	0.721 U	0.369 U	0.0243 U	0.611 U	0.153 U	0.619 U	0.439 U
Selenium	mg/L	< 0.00096	< 0.00096	0.0020 J	0.0013 J	< 0.00096	< 0.00096	< 0.00096	< 0.00096	< 0.00096	< 0.00096	< 0.00096	< 0.00096	0.0056
Thallium	mg/L	< 0.00038	< 0.00038	< 0.00038	< 0.00038	< 0.00038	< 0.00038	< 0.00038	< 0.00038	< 0.00038	< 0.00038	< 0.00038	< 0.00038	< 0.00038
Fluoride	mg/L	0.071 J	0.11	0.17	0.12	< 0.050	0.077 J	0.13	0.19	0.059 J	0.098 J	0.065 J	0.080 J	0.065 J
Additional Parameters														
Bicarbonate Alkalinity as CaCO3	mg/L	303	NA	42.6	NA	213	NA	28.2	NA	91.1	NA	157	NA	< 5.0
Carbonate Alkalinity as CaCO3	mg/L	< 5.0	NA	< 5.0	NA	< 5.0	NA	< 5.0	NA	< 5.0	NA	< 5.0	NA	< 5.0
Total Alkalinity as CaCO3	mg/L	303	NA	42.6	NA	213	NA	28.2	NA	91.1	NA	157	NA	< 5.0
Iron	mg/L	0.034 J	NA	0.15	NA	0.94	NA	0.20	NA	5.2 J	NA	0.50	NA	1.2
Magnesium	mg/L	4.8	NA	4.4	NA	5.3	NA	6.0	NA	1.2	NA	10.1	NA	36.0
Manganese	mg/L	0.12	NA	0.78	NA	0.26	NA	0.036 J	NA	0.065	NA	< 0.11	NA	3.3
Potassium	mg/L	0.59	NA	1.4	NA	0.52	NA	2.2	NA	11.6	NA	< 1.5	NA	10.9
Sodium	mg/L	21.2	NA	11.6	NA	6.2	NA	3.6	NA	4.0	NA	8.4 J	NA	9.4
Sulfide	mg/L	< 0.022	NA	< 0.022	NA	< 0.022	NA	< 0.022	NA	< 0.022	NA	< 0.022	NA	< 0.022

Notes:
mg/L - milligrams per liter
NA - Indicates not analyzed
pCi/L - picocuries per liter
SU - Standard Units
TDS - Total Dissolved Solids
< indicates the substance was not detected above the method detection limit (MDL). The value displayed is the MDL.
J - The result is an estimated concentration. "J" qualifiers are applied by the laboratory when the concentration reported is above the method detection limit, but below the laboratory reporting limit.
Radium data are a combination of radium isotopes 226 and 228. When results are reported below the MDC (Minimum Detectable Concentration), data is displayed with an accompanying U.
The MDC varies depending upon the sample amount and elapsed time of the measurement.

Table 5
Summary of Assessment Monitoring Groundwater Analytical Data
Georgia Power Company
Plant Hammond - Ash Pond 2
Floyd County, GA

	Sample Location	HGWC-14	HGWC-15	HGWC-15	HGWC-16	HGWC-16	HGWC-17	HGWC-17	HGWC-18	HGWC-18	HGWA-42D	HGWA-42D	HGWA-43D	HGWA-43D
	Sample Date	08/10/2024	02/17/2024	08/08/2024	02/18/2024	08/09/2024	02/17/2024	08/08/2024	02/18/2024	08/09/2024	02/13/2024	08/06/2024	02/13/2024	08/06/2024
ANALYTE	UNITS													
APPENDIX III														
Boron	mg/L	6.7	1.8	1.5	2.3	1.9	5.7	5.7	7.0	4.2	0.045	1.0	0.037 J	0.043
Calcium	mg/L	375	175	182	199	183	199	189	347	182	47.7	44.8	53.3	57.2
Chloride	mg/L	84.9	70.2	80.2	87.5	74.8	81.7	70.2	99.0	53.7	4.1	3.3	3.9	4.0
Fluoride	mg/L	0.19	0.064 J	0.080 J	< 0.050	0.052 J	0.057 J	0.066 J	0.17	0.28	0.087 J	0.12	0.20	0.21
pH, Field	SU	4.88	6.56	6.60	7.12	7.32	6.54	6.90	4.73	4.95	7.68	7.64	7.47	7.46
Sulfate	mg/L	854	305	286	220	190	260	238	755	413	17.1	11.5	28.9	25.5
TDS	mg/L	1780	830	890	755	766	815	768	1360	864	212	191	291	283
APPENDIX IV														
Antimony	mg/L	< 0.00054	0.0014 J	0.0010 J	< 0.00054	< 0.00054	< 0.00054	< 0.00054	< 0.00054	< 0.00054	< 0.00054	< 0.00054	< 0.00054	< 0.00054
Arsenic	mg/L	0.0050 J	< 0.00084	< 0.00084	< 0.00084	< 0.00084	< 0.00084	< 0.00084	0.0027 J	0.00092 J	< 0.00084	< 0.00084	0.00097 J	< 0.00084
Barium	mg/L	0.015	0.017	0.0094	0.098	0.086	0.023	0.023	0.020	0.021	0.23	0.065	0.28	0.28
Beryllium	mg/L	0.00047 J	< 0.000094	< 0.000094	< 0.000094	< 0.000094	< 0.000094	< 0.000094	0.0022	0.0021	< 0.000094	< 0.000094	< 0.000094	< 0.000094
Cadmium	mg/L	0.00011 J	0.00084	0.00037 J	< 0.00010	< 0.00010	< 0.00010	< 0.00010	0.0015	0.00096	< 0.00010	0.00024 J	< 0.00010	< 0.00010
Chromium	mg/L	< 0.0019	< 0.0019	< 0.0019	< 0.0019	< 0.0019	< 0.0019	< 0.0019	< 0.0019	< 0.0019	0.010	< 0.0019	< 0.0019	< 0.0019
Cobalt	mg/L	0.037	0.0058	0.0024 J	< 0.00032	< 0.00032	0.0036 J	0.0045 J	0.15	0.091	< 0.00032	0.0024 J	< 0.00032	< 0.00032
Lead	mg/L	0.0012	< 0.00016	< 0.00016	< 0.00016	< 0.00016	< 0.00016	0.00032 J	0.0011	0.00070 J	0.00085 J	< 0.00016	< 0.00016	< 0.00016
Lithium	mg/L	< 0.0016	0.014 J	0.0042 J	0.0030 J	0.0028 J	< 0.0016	0.0017 J	0.0098 J	0.011 J	0.011 J	0.0021 J	0.0024 J	0.0025 J
Mercury	mg/L	< 0.00013	< 0.00013	< 0.00013	< 0.00013	< 0.00013	< 0.00013	< 0.00013	< 0.00013	< 0.00013	< 0.00013	< 0.00013	< 0.00013	< 0.00013
Molybdenum	mg/L	< 0.00062	< 0.00062	< 0.00062	< 0.00062	< 0.00062	< 0.00062	< 0.00062	< 0.00062	< 0.00062	0.0021 J	0.20	0.0015 J	0.0010 J
Combined Radium 226 + 228	pCi/L	0.844 U	0.576 U	0.124 U	0.248 U	0.510 U	0.633 U	0.721 U	0.757 U	1.12	0.168 U	0.917 U	0.860 U	0.674 U
Selenium	mg/L	0.0030 J	< 0.00096	< 0.00096	< 0.00096	< 0.00096	< 0.00096	< 0.00096	0.013	0.0022 J	< 0.00096	< 0.00096	< 0.00096	< 0.00096
Thallium	mg/L	< 0.00038	< 0.00038	< 0.00038	< 0.00038	< 0.00038	< 0.00038	< 0.00038	< 0.00038	< 0.00038	< 0.00038	< 0.00038	< 0.00038	< 0.00038
Fluoride	mg/L	0.19	0.064 J	0.080 J	< 0.050	0.052 J	0.057 J	0.066 J	0.17	0.28	0.087 J	0.12	0.20	0.21
Additional Parameters														
Bicarbonate Alkalinity as CaCO3	mg/L	NA	146	NA	200	NA	200	NA	< 5.0	NA	152	NA	231	NA
Carbonate Alkalinity as CaCO3	mg/L	NA	< 5.0	NA	< 5.0	NA	< 5.0	NA	< 5.0	NA	< 5.0	NA	< 5.0	NA
Total Alkalinity as CaCO3	mg/L	NA	146	NA	200	NA	200	NA	< 5.0	NA	152	NA	231	NA
Iron	mg/L	NA	0.028 J	NA	1.6	NA	0.14	NA	0.20	NA	0.68	NA	0.42	NA
Magnesium	mg/L	NA	28.6	NA	15.4	NA	22.8	NA	29.5	NA	7.3	NA	17.9	NA
Manganese	mg/L	NA	8.8	NA	0.051	NA	0.66	NA	4.4	NA	< 0.056	NA	0.017 J	NA
Potassium	mg/L	NA	1.0	NA	0.77	NA	2.2	NA	9.5	NA	0.45 J	NA	0.89	NA
Sodium	mg/L	NA	11.3	NA	9.9	NA	11.3	NA	10.2	NA	8.8	NA	20.6	NA
Sulfide	mg/L	NA	< 0.022	NA	< 0.022	NA	< 0.022	NA	< 0.022	NA	< 0.022	NA	0.034 J	NA

Table 5
Summary of Assessment Monitoring Groundwater Analytical Data
Georgia Power Company
Plant Hammond - Ash Pond 2
Floyd County, GA

	Sample Location	HGWA-44D	HGWA-44D	MW-21D	MW-21D	MW-22	MW-22	MW-23D	MW-23D	MW-33	MW-33	MW-34D	MW-34D	MW-35
	Sample Date	02/13/2024	08/06/2024	02/18/2024	08/09/2024	02/18/2024	08/10/2024	02/18/2024	08/09/2024	02/18/2024	08/09/2024	02/18/2024	08/10/2024	02/19/2024
ANALYTE	UNITS													
APPENDIX III														
Boron	mg/L	0.49	0.52	2.3	2.0	2.2	2.2	2.8	2.6	5.4	6.1	8.1	7.8	8.4
Calcium	mg/L	9.9	7.1	104	86.4	186	184	286	280	337	381	458	451	473
Chloride	mg/L	27.7	30.2	29.7	20.3	98.8	94.2	116	108	65.5	83.2	143	129	150
Fluoride	mg/L	1.5	1.3	< 0.050	0.078 J	< 0.050	0.078 J	< 0.050	0.075 J	0.088 J	0.39	< 0.050	0.10	0.16
pH, Field	SU	8.10	8.36	7.19	7.42	5.57	5.59	6.92	6.88	4.74	4.87	7.02	7.11	5.51
Sulfate	mg/L	2.0	0.86 J	150	103	427	389	401	353	820	848	918	825	1060
TDS	mg/L	379	380	477	397	994	1030	1260	1240	2160	1670	2010	1980	2120
APPENDIX IV														
Antimony	mg/L	< 0.00054	< 0.00054	< 0.00054	< 0.00054	< 0.00054	< 0.00054	0.00057 J	< 0.00054	< 0.00054	< 0.00054	< 0.00054	< 0.00054	< 0.00054
Arsenic	mg/L	0.0014 J	< 0.00084	< 0.00084	< 0.00084	< 0.00084	< 0.00084	< 0.00084	0.00096 J	0.0024 J	0.0041 J	0.00099 J	0.0045 J	0.0073
Barium	mg/L	0.12	0.11	0.034	0.035	0.012	0.014	0.041	0.036	0.016	0.027	0.033	0.032	0.021
Beryllium	mg/L	< 0.000094	< 0.000094	< 0.000094	< 0.000094	< 0.000094	< 0.000094	< 0.000094	< 0.000094	0.00059	0.00084	< 0.000094	< 0.000094	0.00064
Cadmium	mg/L	< 0.00010	< 0.00010	< 0.00010	< 0.00010	0.0018	0.0017	0.00017 J	0.00014 J	0.00014 J	0.00024 J	0.00080	0.0015	0.0013
Chromium	mg/L	< 0.0019	< 0.0019	< 0.0019	< 0.0019	< 0.0019	< 0.0019	< 0.0019	< 0.0019	< 0.0019	0.0028 J	< 0.0019	< 0.0019	< 0.0019
Cobalt	mg/L	< 0.00032	< 0.00032	< 0.00032	< 0.00032	0.019	0.015	0.00086 J	0.00068 J	0.042	0.068	0.0067	0.0064	0.084
Lead	mg/L	< 0.00016	< 0.00016	< 0.00016	< 0.00016	< 0.00016	< 0.00016	< 0.00016	< 0.00016	0.00084 J	0.0023	< 0.00016	< 0.00016	0.00060 J
Lithium	mg/L	0.088	0.10	0.012 J	0.011 J	< 0.0016	< 0.0016	0.0016 J	< 0.0016	< 0.0016	0.0022 J	< 0.0016	< 0.0016	0.0031 J
Mercury	mg/L	< 0.00013	< 0.00013	< 0.00013	< 0.00013	< 0.00013	< 0.00013	< 0.00013	< 0.00013	< 0.00013	< 0.00013	< 0.00013	< 0.00013	< 0.00013
Molybdenum	mg/L	0.0018 J	0.00079 J	0.015	0.013	< 0.00062	< 0.00062	0.0047 J	0.0044 J	< 0.00062	< 0.00062	< 0.00062	< 0.00062	< 0.00062
Combined Radium 226 + 228	pCi/L	0.909	0.529 U	0.127 U	0.526 U	0.471 U	0.570 U	0.339 U	0.965 U	0.552 U	0.729 U	0.515 U	0.590 U	1.43
Selenium	mg/L	< 0.00096	< 0.00096	< 0.00096	< 0.00096	< 0.00096	< 0.00096	< 0.00096	< 0.00096	0.011	0.0056	< 0.00096	0.0010 J	0.0057
Thallium	mg/L	< 0.00038	< 0.00038	< 0.00038	< 0.00038	< 0.00038	< 0.00038	< 0.00038	< 0.00038	< 0.00038	< 0.00038	< 0.00038	< 0.00038	< 0.00038
Fluoride	mg/L	1.5	1.3	< 0.050	0.078 J	< 0.050	0.078 J	< 0.050	0.075 J	0.088 J	0.39	< 0.050	0.10	0.16
Additional Parameters														
Bicarbonate Alkalinity as CaCO3	mg/L	292	NA	127	NA	32.0	NA	247	NA	< 5.0	NA	96.1	NA	9.6
Carbonate Alkalinity as CaCO3	mg/L	< 5.0	NA	< 5.0	NA	< 5.0	NA	< 5.0	NA	< 5.0	NA	< 5.0	NA	< 5.0
Total Alkalinity as CaCO3	mg/L	292	NA	127	NA	32.0	NA	247	NA	< 5.0	NA	96.1	NA	9.6
Iron	mg/L	0.19	NA	4.1	NA	0.033 J	NA	0.10	NA	0.058	NA	0.090	NA	0.040 J
Magnesium	mg/L	4.5	NA	17.0	NA	37.1	NA	28.4	NA	30.9	NA	41.6	NA	54.7
Manganese	mg/L	< 0.011	NA	0.24	NA	11.0	NA	5.2	NA	3.6	NA	3.7	NA	8.2
Potassium	mg/L	3.0	NA	0.74	NA	0.76	NA	1.9	NA	9.3	NA	9.2	NA	7.4
Sodium	mg/L	140	NA	8.0	NA	12.4	NA	12.1	NA	13.5	NA	11.2	NA	18.5
Sulfide	mg/L	0.19	NA	< 0.022	NA	< 0.022	NA	< 0.022	NA	< 0.022	NA	< 0.022	NA	< 0.022

Table 5
Summary of Assessment Monitoring Groundwater Analytical Data
Georgia Power Company
Plant Hammond - Ash Pond 2
Floyd County, GA

	Sample Location	MW-35	MW-37D	MW-37D	MW-51	MW-51
	Sample Date	08/09/2024	02/18/2024	08/10/2024	02/19/2024	08/09/2024
ANALYTE	UNITS					
APPENDIX III						
Boron	mg/L	9.5	0.12	0.099	7.9	8.1
Calcium	mg/L	471	52.7	49.4	486	483
Chloride	mg/L	159	7.8	4.4	125	116
Fluoride	mg/L	0.13	0.050 J	0.094 J	0.12	0.15
pH, Field	SU	5.05	7.65	7.71	6.08	6.49
Sulfate	mg/L	1030	30.4	21.6	1010	934
TDS	mg/L	2220	269	221	2040	2130
APPENDIX IV						
Antimony	mg/L	< 0.00054	< 0.00054	< 0.00054	< 0.00054	< 0.00054
Arsenic	mg/L	0.0059	< 0.00084	< 0.00084	0.0067	0.0042 J
Barium	mg/L	0.021	0.15	0.17	0.028	0.026
Beryllium	mg/L	0.00053	< 0.000094	< 0.000094	0.00047 J	0.00028 J
Cadmium	mg/L	0.0012	< 0.00010	< 0.00010	0.00067	0.00038 J
Chromium	mg/L	< 0.0019	< 0.0019	< 0.0019	< 0.0019	< 0.0019
Cobalt	mg/L	0.084	< 0.00032	< 0.00032	0.046	0.027
Lead	mg/L	0.00068 J	< 0.00016	< 0.00016	< 0.00016	< 0.00016
Lithium	mg/L	0.0034 J	0.021 J	0.021 J	0.0017 J	< 0.0016
Mercury	mg/L	< 0.00013	< 0.00013	< 0.00013	< 0.00013	< 0.00013
Molybdenum	mg/L	< 0.00062	0.0016 J	0.0011 J	< 0.00062	< 0.00062
Combined Radium 226 + 228	pCi/L	0.703 U	0.535 U	0.769 U	0.995 U	0.478 U
Selenium	mg/L	0.0053	< 0.00096	< 0.00096	0.0019 J	0.0014 J
Thallium	mg/L	< 0.00038	< 0.00038	< 0.00038	< 0.00038	< 0.00038
Fluoride	mg/L	0.13	0.050 J	0.094 J	0.12	0.15
Additional Parameters						
Bicarbonate Alkalinity as CaCO3	mg/L	NA	163	NA	56.1	NA
Carbonate Alkalinity as CaCO3	mg/L	NA	< 5.0	NA	< 5.0	NA
Total Alkalinity as CaCO3	mg/L	NA	163	NA	56.1	NA
Iron	mg/L	NA	0.17	NA	1.1	NA
Magnesium	mg/L	NA	10.9	NA	48.3	NA
Manganese	mg/L	NA	0.015 J	NA	7.2	NA
Potassium	mg/L	NA	0.69	NA	8.0	NA
Sodium	mg/L	NA	11.3	NA	14.3	NA
Sulfide	mg/L	NA	< 0.022	NA	< 0.022	NA

Table 6
Summary of Surface Water Analytical Data
Georgia Power Company
Plant Hammond - Ash Pond 2
Floyd County, GA

Sample Location[1]		H+0.25	H+0.25	H+0.35	H+0.35	H+0.75	H+0.75
Sample Date		02/16/2024	08/05/2024	02/16/2024	08/05/2024	02/16/2024	08/05/2024
ANALYTE	UNITS						
APPENDIX III							
Boron	mg/L	< 0.040	0.058	< 0.040	0.057	< 0.040	0.055
Calcium	mg/L	9.7	14.6	10.1	15.1	10.3	14.5
Chloride	mg/L	3.8	5.6	3.7	5.6	3.8	5.6
Fluoride	mg/L	< 0.10	< 0.10	< 0.10	< 0.10	< 0.10	< 0.10
pH, Field	SU	6.97	7.56	6.98	7.54	6.98	7.57
Sulfate	mg/L	5.4	20.2	5.5	20.4	6.2	16.1
TDS	mg/L	75.0	116	75.0	108	79.0	94.0
APPENDIX IV							
Cobalt	mg/L	< 0.0050	< 0.0050	< 0.0050	< 0.0050	< 0.0050	< 0.0050
Fluoride	mg/L	< 0.10	< 0.10	< 0.10	< 0.10	< 0.10	< 0.10
Additional Parameters							
Alkalinity Total as CaCO3	mg/L	29.9	46.5	30.0	47.5	30.4	46.2
Bicarbonate Alkalinity as CaCO3	mg/L	29.9	46.5	30.0	47.5	30.4	46.2
Carbonate Alkalinity as CaCO3	mg/L	< 5.0	< 5.0	< 5.0	< 5.0	< 5.0	< 5.0
Magnesium	mg/L	2.5	3.2	2.6	3.3	2.6	3.2
Potassium	mg/L	1.9	2.1	1.9	2.2	1.9	2.1
Sodium	mg/L	3.3	9.1	3.5	10	3.9	8.4

mg/L - milligrams per liter
NA - Indicates not analyzed
SU - Standard Units
TDS - Total Dissolved Solids
< indicates the substance was not detected above the reporting limit (RL).
(1) Refer to Figure 2 for locations.

Table 6
Summary of Surface Water Analytical Data
Georgia Power Company
Plant Hammond - Ash Pond 2
Floyd County, GA

Sample Location[1]		AP2 Down	AP2 Down	AP2 Up	AP2 Up	AP2 Mid	AP2 Mid
Sample Date		02/16/2024	08/05/2024	02/16/2024	08/05/2024	02/16/2024	08/05/2024
ANALYTE	UNITS						
APPENDIX III							
Boron	mg/L	< 0.040	0.058	< 0.040	< 0.040	< 0.040	< 0.040
Calcium	mg/L	23.4	14.9	26.1	48.2	26.5	48.6
Chloride	mg/L	1.6	5.7	1.2	1.2	1.3	1.3
Fluoride	mg/L	< 0.10	< 0.10	< 0.10	< 0.10	< 0.10	< 0.10
pH, Field	SU	7.52	7.50	7.30	7.64	7.43	7.58
Sulfate	mg/L	7.9	18.6	6.3	8.4	8.1	8.9
TDS	mg/L	116	124	196	175	107	147
APPENDIX IV							
Cobalt	mg/L	< 0.0050	< 0.0050	< 0.0050	< 0.0050	< 0.0050	< 0.0050
Fluoride	mg/L	< 0.10	< 0.10	< 0.10	< 0.10	< 0.10	< 0.10
Additional Parameters							
Alkalinity Total as CaCO3	mg/L	68.8	47.8	74.8	143	74.6	138
Bicarbonate Alkalinity as CaCO3	mg/L	68.8	47.8	74.8	143	74.6	138
Carbonate Alkalinity as CaCO3	mg/L	< 5.0	< 5.0	< 5.0	< 5.0	< 5.0	< 5.0
Magnesium	mg/L	2.9	3.3	2.9	5.0	2.9	5.2
Potassium	mg/L	0.99	2.2	0.68	0.75	0.75	0.75
Sodium	mg/L	1.9	9.5	1.6	2.0	1.6	2.0

Table 7
Summary of Background Concentrations and Groundwater Protection Standards
Georgia Power Company
Plant Hammond Ash Pond 2
Floyd County, GA

Analyte	Units	EPA MCL	CCR-Rule Specified (1)	Background Limit(2)	GWPS (3,4)
Antimony	mg/L	0.006	N/A	0.003	0.006
Arsenic	mg/L	0.01	N/A	0.005	0.01
Barium	mg/L	2	N/A	0.46	2
Beryllium	mg/L	0.004	N/A	0.0005	0.004
Cadmium	mg/L	0.005	N/A	0.0005	0.005
Chromium	mg/L	0.1	N/A	0.019	0.1
Cobalt	mg/L	N/A	0.006	0.038	0.038
Combined Radium 226 + 228	pCi/L	5	N/A	1.56, 1.58	5
Fluoride	mg/L	4	N/A	1.5	4
Lead	mg/L	N/A	0.015	0.001	0.015
Lithium	mg/L	N/A	0.04	0.064	0.064
Mercury	mg/L	0.002	N/A	0.0002	0.002
Molybdenum	mg/L	N/A	0.1	0.01	0.1
Selenium	mg/L	0.05	N/A	0.005	0.05
Thallium	mg/L	0.002	N/A	0.001	0.002

Notes:
CCR = Coal Cumbustion Residuals
EPA = Environmental Protection Agency
GWPS = Groundwater Protection Standard
MCL = Maximum Contaminant Level
mg/L = miligrams per liter
N/A = Not Applicable
pCi/L = picocuries per liter
(1) On February 22, 2022, the Georgia Environmental Protection Division (GA EPD) adopted the federally promulgated GWPS for cobalt, lithium, lead, and molybdenum.
(2) The background limits were used when determining the GWPS under 40 CFR 257.95(h) and GA EPD Rule 391-3-4-.10(6)(a). A cell with two values denotes that different background concentrations were calculated per semiannual event, presented in the order of the events.
(3) Under 40 CFR 257.95(h)(1-3) the GWPS is: (i) the maximum contaminant level (MCL) established under §§141.62 and 141.66 of this title; (ii) where an MCL has not been established a rule-specific GWPS; or (iii) background levels for constituents where the background level is higher than the MCL or rule-specified GWPS.
(4) The GWPS apply to the February and August 2024 sampling events.

Table 8
Summary of Pilot Study Groundwater Analytical Data
Georgia Power Company
Plant Hammond - Ash Pond 2
Floyd County, GA

	Sample Location	INW-01	INW-01	INW-01	INW-01	INW-01	INW-02	INW-02	INW-02	INW-02	INW-02	PT-01	PT-01	PT-01
	Sample Date	01/24/2024	02/20/2024	05/13/2024	08/15/2024	11/14/2024	01/24/2024	02/20/2024	05/13/2024	08/15/2024	11/14/2024	01/24/2024	02/19/2024	05/13/2024
ANALYTE	UNITS													
APPENDIX III														
Boron	mg/L	NA	NA	NA	NA	NA	NA	NA	NA	NA	NA	3.5	2.3	1.8
Calcium	mg/L	NA	NA	NA	NA	NA	NA	NA	NA	NA	NA	NA	96.6	63.3
Chloride	mg/L	NA	NA	NA	NA	NA	NA	NA	NA	NA	NA	NA	53.0	13.5
Fluoride	mg/L	NA	NA	NA	NA	NA	NA	NA	NA	NA	NA	NA	0.24	0.20
pH, Field	SU	6.39	6.71	6.44	6.43	6.31	6.84	7.00	6.83	6.85	6.57	6.60	6.83	6.44
Sulfate	mg/L	NA	NA	NA	NA	NA	NA	NA	NA	NA	NA	NA	279	134
TDS	mg/L	NA	NA	NA	NA	NA	NA	NA	NA	NA	NA	NA	810	399
APPENDIX IV														
Antimony	mg/L	NA	NA	NA	NA	NA	NA	NA	NA	NA	NA	NA	< 0.00054	< 0.00054
Arsenic	mg/L	NA	NA	NA	NA	NA	NA	NA	NA	NA	NA	NA	0.0033 J	0.0017 J
Barium	mg/L	NA	NA	NA	NA	NA	NA	NA	NA	NA	NA	NA	0.036	0.027
Beryllium	mg/L	NA	NA	NA	NA	NA	NA	NA	NA	NA	NA	NA	< 0.000094	< 0.000094
Cadmium	mg/L	NA	NA	NA	NA	NA	NA	NA	NA	NA	NA	NA	< 0.00010	< 0.00010
Chromium	mg/L	NA	NA	NA	NA	NA	NA	NA	NA	NA	NA	NA	< 0.0019	< 0.0019
Cobalt	mg/L	NA	NA	NA	NA	NA	NA	NA	NA	NA	NA	0.0045 J	0.014	0.0051
Lead	mg/L	NA	NA	NA	NA	NA	NA	NA	NA	NA	NA	NA	0.00020 J	< 0.00016
Lithium	mg/L	NA	NA	NA	NA	NA	NA	NA	NA	NA	NA	NA	< 0.0016	< 0.0016
Mercury	mg/L	NA	NA	NA	NA	NA	NA	NA	NA	NA	NA	NA	< 0.00013	< 0.00013
Molybdenum	mg/L	NA	NA	NA	NA	NA	NA	NA	NA	NA	NA	NA	< 0.00062	< 0.00062
Selenium	mg/L	NA	NA	NA	NA	NA	NA	NA	NA	NA	NA	NA	< 0.00096	< 0.00096
Thallium	mg/L	NA	NA	NA	NA	NA	NA	NA	NA	NA	NA	NA	< 0.00038	< 0.00038
Fluoride	mg/L	NA	NA	NA	NA	NA	NA	NA	NA	NA	NA	NA	0.24	0.20
Additional Parameters														
Bicarbonate Alkalinity as CaCO3	mg/L	NA	NA	NA	NA	NA	NA	NA	NA	NA	NA	243	253	143
Carbonate Alkalinity as CaCO3	mg/L	NA	NA	NA	NA	NA	NA	NA	NA	NA	NA	NA	<5.0	<5.0
Total Alkalinity as CaCO3	mg/L	NA	NA	NA	NA	NA	NA	NA	NA	NA	NA	243	253	143
Iron	mg/L	NA	NA	NA	NA	NA	NA	NA	NA	NA	NA	NA	10.1	4.1
Magnesium	mg/L	NA	NA	NA	NA	NA	NA	NA	NA	NA	NA	NA	11.3	7.6
Manganese	mg/L	NA	NA	NA	NA	NA	NA	NA	NA	NA	NA	NA	6.6	1.4
Potassium	mg/L	NA	NA	NA	NA	NA	NA	NA	NA	NA	NA	NA	15.2	19.2
Sodium	mg/L	NA	NA	NA	NA	NA	NA	NA	NA	NA	NA	NA	145	41.0
Sulfide	mg/L	NA	NA	NA	NA	NA	NA	NA	NA	NA	NA	NA	< 0.022	0.044 J

Notes:
mg/L - milligrams per liter
SU - Standard Units
NA - Indicates not analyzed
TDS - Total Dissolved Solids
< indicates the substance was not detected above the method detection limit (MDL). The value displayed is the MDL.
J - The result is an estimated concentration. "J" qualifiers are applied by the laboratory when the concentration reported is above the method detection limit, but below the laboratory reporting limit.

Table 8
Summary of Pilot Study Groundwater Analytical Data
Georgia Power Company
Plant Hammond - Ash Pond 2
Floyd County, GA

	Sample Location	PT-01	PT-01	PT-02	PT-02	PT-02	PT-02	PT-02	PT-03	PT-03	PT-03	PT-03	PT-03	PT-04
	Sample Date	08/15/2024	11/14/2024	01/24/2024	02/20/2024	05/13/2024	08/15/2024	11/14/2024	01/24/2024	02/20/2024	05/13/2024	08/15/2024	11/14/2024	01/24/2024
ANALYTE	UNITS													
APPENDIX III														
Boron	mg/L	2.2	2.1	5.3	4.0	5.4	4.1	5.5	7.8	6.0	5.9	6.6	6.1	6.8
Calcium	mg/L	54.9	62.3	NA	158	218	159	243	NA	275	242	281	246	NA
Chloride	mg/L	16.8	21.9	NA	87.3	112	67.1	83.6	NA	96.0	91.0	79.9	93.7	NA
Fluoride	mg/L	0.14	0.17	NA	0.15	0.12	0.085 J	0.12	NA	0.57	0.48	0.56	0.44	NA
pH, Field	SU	6.42	6.29	6.57	6.63	6.39	6.40	6.25	4.94	5.15	5.14	4.81	5.49	6.69
Sulfate	mg/L	138	136	NA	516	690	356	469	NA	758	656	707	576	NA
TDS	mg/L	403	393	NA	1,820	1,460	854	1340	NA	1,480	1,230	1,360	1,330	NA
APPENDIX IV														
Antimony	mg/L	< 0.00054	< 0.00054	NA	0.00060 J	0.0011 J	< 0.00054	0.00055 J	NA	< 0.00054	< 0.00054	< 0.00054	< 0.00054	NA
Arsenic	mg/L	0.0019 J	0.0011 J	NA	0.0036 J	0.0016 J	0.0032 J	0.0023 J	NA	0.0067 J	0.0028 J	0.0048 J	0.0024 J	NA
Barium	mg/L	0.027	0.025	NA	0.042	0.040	0.032	0.038	NA	0.024	0.019	0.020	0.024	NA
Beryllium	mg/L	< 0.000094	< 0.000094	NA	< 0.000094	< 0.000094	< 0.000094	< 0.000094	NA	0.0017	0.0015	0.0018	0.0012	NA
Cadmium	mg/L	< 0.00010	< 0.00010	NA	< 0.00010	< 0.00010	< 0.00010	< 0.00010	NA	0.00058	0.00051	0.00047 J	0.00034 J	NA
Chromium	mg/L	< 0.0019	< 0.0019	NA	< 0.0019	< 0.0019	< 0.0019	< 0.0019	NA	< 0.0019	< 0.0019	< 0.0019	< 0.0019	NA
Cobalt	mg/L	0.0048 J	0.0048 J	0.0078	0.029	0.027	0.018	0.022	0.11	0.092	0.075	0.081	0.061	0.031
Lead	mg/L	< 0.00016	< 0.00016	NA	< 0.00016	< 0.00016	< 0.00016	< 0.00016	NA	0.0012	0.0012	0.0018	0.0011	NA
Lithium	mg/L	< 0.0016	< 0.0016	NA	< 0.0016	< 0.0016	< 0.0016	< 0.0016	NA	< 0.0016	< 0.0016	< 0.0016	< 0.0016	NA
Mercury	mg/L	< 0.00013	< 0.00013	NA	< 0.00013	< 0.00013	< 0.00013	< 0.00013	NA	< 0.00013	< 0.00013	< 0.00013	< 0.00013	NA
Molybdenum	mg/L	< 0.00062	< 0.00062	NA	< 0.00062	< 0.00062	< 0.00062	< 0.00062	NA	< 0.00062	< 0.00062	< 0.00062	< 0.00062	NA
Selenium	mg/L	< 0.00096	< 0.00096	NA	< 0.00096	< 0.00096	< 0.00096	0.0011 J	NA	0.0085	0.0078	0.0071	0.0040 J	NA
Thallium	mg/L	< 0.00038	< 0.00038	NA	< 0.00038	< 0.00038	< 0.00038	< 0.00038	NA	< 0.00038	< 0.00038	< 0.00038	< 0.00038	NA
Fluoride	mg/L	0.14	0.17	NA	0.15	0.12	0.085 J	0.12	NA	0.57	0.48	0.56	0.44	NA
Additional Parameters														
Bicarbonate Alkalinity as CaCO3	mg/L	102	67.3	680	355	263	171	127	11.3	9.8	9.2	< 5.0	33.6	462
Carbonate Alkalinity as CaCO3	mg/L	<5.0	<5.0	NA	<5.0	<5.0	<5.0	< 5.0	NA	<5.0	<5.0	<5.0	< 5.0	NA
Total Alkalinity as CaCO3	mg/L	102	67.3	680	355	263	171	127	11.3	9.8	9.2	< 5.0	33.6	462
Iron	mg/L	2.8	3.9	NA	13.2	7.9	7.7	5.7	NA	0.075	< 0.025	< 0.025	0.091	NA
Magnesium	mg/L	6.3	6.3	NA	18.4	23.8	15.8	23.6	NA	27.0	24.0	27.9	22.1	NA
Manganese	mg/L	1.1	1.3	NA	9.6	9.2	5.9	6.6	NA	5.4	4.7	5.5	4.1	NA
Potassium	mg/L	15.9	11.3	NA	7.3	5.3	8.6	6.7	NA	5.6	5.4	6.0	8.8	NA
Sodium	mg/L	43.7	39.9	NA	256	209	116	86.5	NA	44.6	42.9	55.7	77.6	NA
Sulfide	mg/L	0.036 J	< 0.022	NA	< 0.022	< 0.022	< 0.022	< 0.022	NA	< 0.022	< 0.022	< 0.022	< 0.022	NA

Table 8
Summary of Pilot Study Groundwater Analytical Data
Georgia Power Company
Plant Hammond - Ash Pond 2
Floyd County, GA

	Sample Location	PT-04	PT-04	PT-04	PT-04	PT-05	PT-05	PT-05	PT-05	PT-05	PT-06	PT-06	PT-06	PT-06
	Sample Date	02/21/2024	05/13/2024	08/15/2024	11/14/2024	01/24/2024	02/20/2024	05/13/2024	08/15/2024	11/14/2024	01/24/2024	02/20/2024	05/13/2024	08/15/2024
ANALYTE	UNITS													
APPENDIX III														
Boron	mg/L	6.2	6.6	6.2	6.2	4.9	5.1	5.3	5.3	5.9	6.4	6.6	6.9	6.0
Calcium	mg/L	244	257	249	249	NA	186	167	147	166	NA	226	244	223
Chloride	mg/L	113	123	96.7	99.0	NA	99.1	104	95.8	90.5	NA	125	136	97.5
Fluoride	mg/L	0.13	0.081 J	0.054 J	0.092 J	NA	0.060 J	0.079 J	0.061 J	0.093 J	NA	< 0.050	0.063 J	< 0.050
pH, Field	SU	6.67	6.53	6.68	6.47	6.84	6.70	6.62	6.99	6.80	6.64	6.63	6.43	6.68
Sulfate	mg/L	451	462	407	346	NA	460	452	387	354	NA	498	505	408
TDS	mg/L	1,370	1,320	1,150	1260	NA	1,740	1,600	1,400	1,340	NA	1,530	1,420	1,290
APPENDIX IV														
Antimony	mg/L	< 0.00054	< 0.00054	< 0.00054	< 0.00054	NA	< 0.00054	< 0.00054	< 0.00054	< 0.00054	NA	< 0.00054	< 0.00054	< 0.00054
Arsenic	mg/L	0.0086 J	0.0058	0.0095	0.0088	NA	0.0025 J	< 0.00084	0.0023 J	0.00096 J	NA	0.0052 J	0.0021 J	0.0043 J
Barium	mg/L	0.045	0.035	0.026	0.025	NA	0.042	0.034	0.026	0.027	NA	0.036	0.030	0.025
Beryllium	mg/L	< 0.000094	< 0.000094	< 0.000094	< 0.000094	NA	< 0.000094	< 0.000094	< 0.000094	< 0.000094	NA	< 0.000094	< 0.000094	< 0.000094
Cadmium	mg/L	< 0.00010	< 0.00010	< 0.00010	< 0.00010	NA	0.00021 J	0.00010 J	< 0.00010	< 0.00010	NA	0.00018 J	0.00015 J	0.00033 J
Chromium	mg/L	< 0.0019	< 0.0019	< 0.0019	< 0.0019	NA	< 0.0019	< 0.0019	< 0.0019	< 0.0019	NA	< 0.0019	< 0.0019	< 0.0019
Cobalt	mg/L	0.039	0.039	0.034	0.034	0.0069	0.014	0.012	0.0085	0.0099	0.020	0.028	0.028	0.023
Lead	mg/L	< 0.00016	< 0.00016	0.00023 J	< 0.00016	NA	< 0.00016	< 0.00016	< 0.00016	< 0.00016	NA	< 0.00016	< 0.00016	< 0.00016
Lithium	mg/L	0.0031 J	0.0028 J	0.0030 J	0.0030 J	NA	0.0031 J	0.0032 J	0.0024 J	0.0025 J	NA	0.0040 J	0.0038 J	0.0033 J
Mercury	mg/L	< 0.00013	< 0.00013	< 0.00013	< 0.00013	NA	< 0.00013	< 0.00013	< 0.00013	< 0.00013	NA	< 0.00013	< 0.00013	< 0.00013
Molybdenum	mg/L	0.0011 J	0.00072 J	0.00071 J	0.00080 J	NA	0.00097 J	0.00086 J	0.0010 J	0.00084 J	NA	< 0.00062	< 0.00062	< 0.00062
Selenium	mg/L	< 0.00096	< 0.00096	< 0.00096	< 0.00096	NA	< 0.00096	< 0.00096	< 0.00096	< 0.00096	NA	< 0.00096	< 0.00096	< 0.00096
Thallium	mg/L	0.00053 J	0.00046 J	0.00063 J	0.00062 J	NA	< 0.00038	< 0.00038	< 0.00038	< 0.00038	NA	0.00046 J	< 0.00038	0.00051 J
Fluoride	mg/L	0.13	0.081 J	0.054 J	0.092 J	NA	0.060 J	0.079 J	0.061 J	0.093 J	NA	< 0.050	0.063 J	< 0.050
Additional Parameters														
Bicarbonate Alkalinity as CaCO3	mg/L	412	343	327	281	1,060	795	766	623	473	610	451	342	407
Carbonate Alkalinity as CaCO3	mg/L	<5.0	<5.0	<5.0	< 5.0	NA	<5.0	<5.0	<5.0	< 5.0	NA	<5.0	<5.0	<5.0
Total Alkalinity as CaCO3	mg/L	412	343	327	281	1,060	795	766	623	473	610	451	342	407
Iron	mg/L	4.6	5.2	6.3	5.6	NA	0.21	0.40	0.77	0.74	NA	1.4	0.94	2.1
Magnesium	mg/L	20.2	21.1	20.5	18.5	NA	19.5	17.3	14.4	14.8	NA	18.7	20.3	20.4
Manganese	mg/L	11.1	13.3	11.5	10.1	NA	3.5	3.1	4.2	4.0	NA	10.5	12.3	9.5
Potassium	mg/L	8.6	7.6	6.8	5.9	NA	4.3	4.7	4.4	4.2	NA	6.3	6.2	5.9
Sodium	mg/L	163	125	90.5	78.8	NA	458	389	319	275	NA	225	146	149
Sulfide	mg/L	< 0.022	< 0.022	< 0.022	< 0.022	NA	< 0.022	< 0.022	< 0.022	< 0.022	NA	< 0.022	< 0.022	< 0.022

Table 8
Summary of Pilot Study Groundwater Analytical Data
Georgia Power Company
Plant Hammond - Ash Pond 2
Floyd County, GA

	Sample Location	PT-06	MW-55	MW-56	MW-56	MW-57	MW-57	MW-58	MW-58	MW-59	MW-59
	Sample Date	11/14/2024	08/08/2024	08/07/2024	11/14/2024	08/07/2024	11/15/2024	08/07/2024	11/15/2024	08/12/2024	11/14/2024
ANALYTE	UNITS										
APPENDIX III											
Boron	mg/L	6.3	5.9	8.2	7.9	7.7	8.0	1.5	2.1	1.4	8.5
Calcium	mg/L	242	NA	NA	NA	NA	NA	NA	NA	NA	NA
Chloride	mg/L	88.7	NA	NA	NA	NA	NA	NA	NA	NA	NA
Fluoride	mg/L	0.077 J	NA	NA	NA	NA	NA	NA	NA	NA	NA
pH, Field	SU	6.54	5.92	5.18	5.37	6.39	5.93	6.21	5.89	4.31	4.34
Sulfate	mg/L	361	NA	NA	NA	NA	NA	NA	NA	NA	NA
TDS	mg/L	1,260	NA	NA	NA	NA	NA	NA	NA	NA	NA
APPENDIX IV											
Antimony	mg/L	< 0.00054	NA	NA	NA	NA	NA	NA	NA	NA	NA
Arsenic	mg/L	0.0030 J	NA	NA	NA	NA	NA	NA	NA	NA	NA
Barium	mg/L	0.026	NA	NA	NA	NA	NA	NA	NA	NA	NA
Beryllium	mg/L	< 0.000094	NA	NA	NA	NA	NA	NA	NA	NA	NA
Cadmium	mg/L	0.00011 J	NA	NA	NA	NA	NA	NA	NA	NA	NA
Chromium	mg/L	< 0.0019	NA	NA	NA	NA	NA	NA	NA	NA	NA
Cobalt	mg/L	0.022	0.090	0.12	0.066	0.035	0.057	0.015	0.019	0.0023 J	0.18
Lead	mg/L	< 0.00016	NA	NA	NA	NA	NA	NA	NA	NA	NA
Lithium	mg/L	0.0033 J	NA	NA	NA	NA	NA	NA	NA	NA	NA
Mercury	mg/L	< 0.00013	NA	NA	NA	NA	NA	NA	NA	NA	NA
Molybdenum	mg/L	< 0.00062	NA	NA	NA	NA	NA	NA	NA	NA	NA
Selenium	mg/L	0.0012 J	NA	NA	NA	NA	NA	NA	NA	NA	NA
Thallium	mg/L	0.00051 J	NA	NA	NA	NA	NA	NA	NA	NA	NA
Fluoride	mg/L	0.077 J	NA	NA	NA	NA	NA	NA	NA	NA	NA
Additional Parameters											
Bicarbonate Alkalinity as CaCO3	mg/L	335	73.9	12.3	NA	116	NA	85.5	NA	146	NA
Carbonate Alkalinity as CaCO3	mg/L	< 5.0	<5.0	<5.0	NA	<5.0	NA	<5.0	NA	<5.0	NA
Total Alkalinity as CaCO3	mg/L	335	73.9	12.3	NA	116	NA	85.5	NA	146	NA
Iron	mg/L	1.9	0.039 J	< 0.025	NA	0.13	NA	0.20	NA	< 0.025	NA
Magnesium	mg/L	19.7	41.1	40.0	NA	39.8	NA	12.4	NA	17.4	NA
Manganese	mg/L	8.4	2.4	9.0	NA	7.6	NA	2.6	NA	0.70	NA
Potassium	mg/L	5.9	8.2	6.9	NA	5.7	NA	14.3	NA	6.2	NA
Sodium	mg/L	138	30.8	9.4	9.3	10.5	13.0	22.3	13.6	9.8	18.6
Sulfide	mg/L	< 0.022	< 0.022	< 0.022	NA	< 0.022	NA	< 0.022	NA	< 0.022	NA

FIGURES

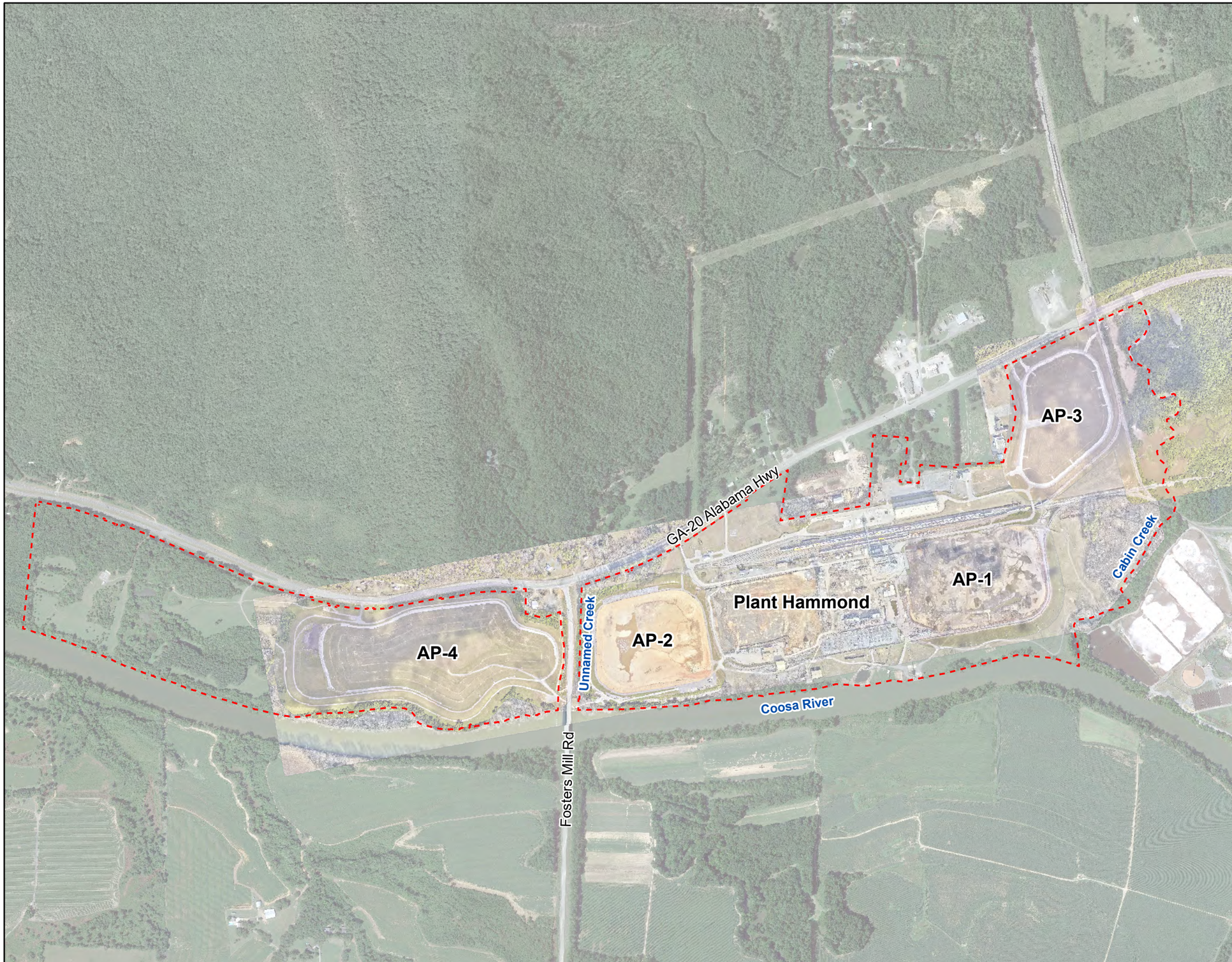

N

LEGEND

Plant Hammond Property Boundary

Note:
1. Aerial photograph source: Google Earth Pro August 2019 and Georgia Power Company, January and June 2024.

0 500 1,000 2,000

SCALE IN FEET

SITE LOCATION MAP

GEORGIA POWER COMPANY
PLANT HAMMOND AP-2
ROME, FLOYD COUNTY, GEORGIA

Prepared For: Georgia Power

Prepared By: Geosyntec consultants

KENNESAW, GA | JANUARY 2025

FIGURE 1

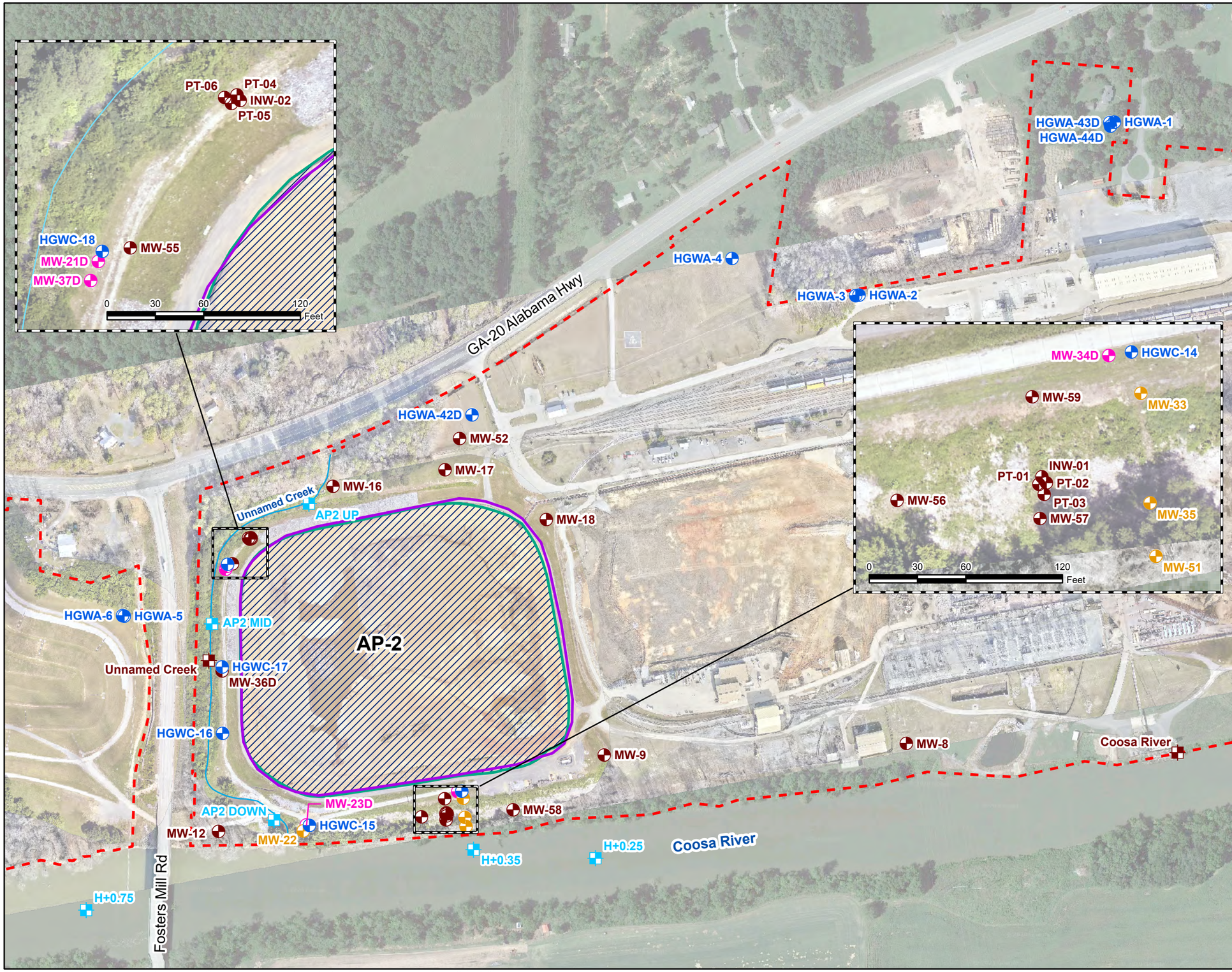

N

LEGEND

- Detection Monitoring Well
- Horizontal Assessment Monitoring Well
- Vertical Assessment Monitoring Well
- Piezometer
- Surface Water Level Gauge Point
- Surface Water Sample Point
- Creek
- Approximate AP-2 Boundary
- Area where ash has been certified removed as of December 2024
- Plant Hammond Property Boundary

Notes:
1. Piezometers INW-01, INW-02, MW-55 through MW-59, and PT-01 through PT-06 were installed in support of an Assessment of Corrective Measures pre-design investigation and are not included in the monitoring well network.
2. Aerial photograph source: Google Earth Pro August 2019 and Georgia Power Company, January and June 2024.

0 175 350 700

SCALE IN FEET

MONITORING WELL NETWORK AND SAMPLING LOCATION MAP

GEORGIA POWER COMPANY
PLANT HAMMOND AP-2
ROME, FLOYD COUNTY, GEORGIA

Prepared For: Georgia Power

Prepared By: Geosyntec consultants

KENNESAW, GA | JANUARY 2025

FIGURE 2

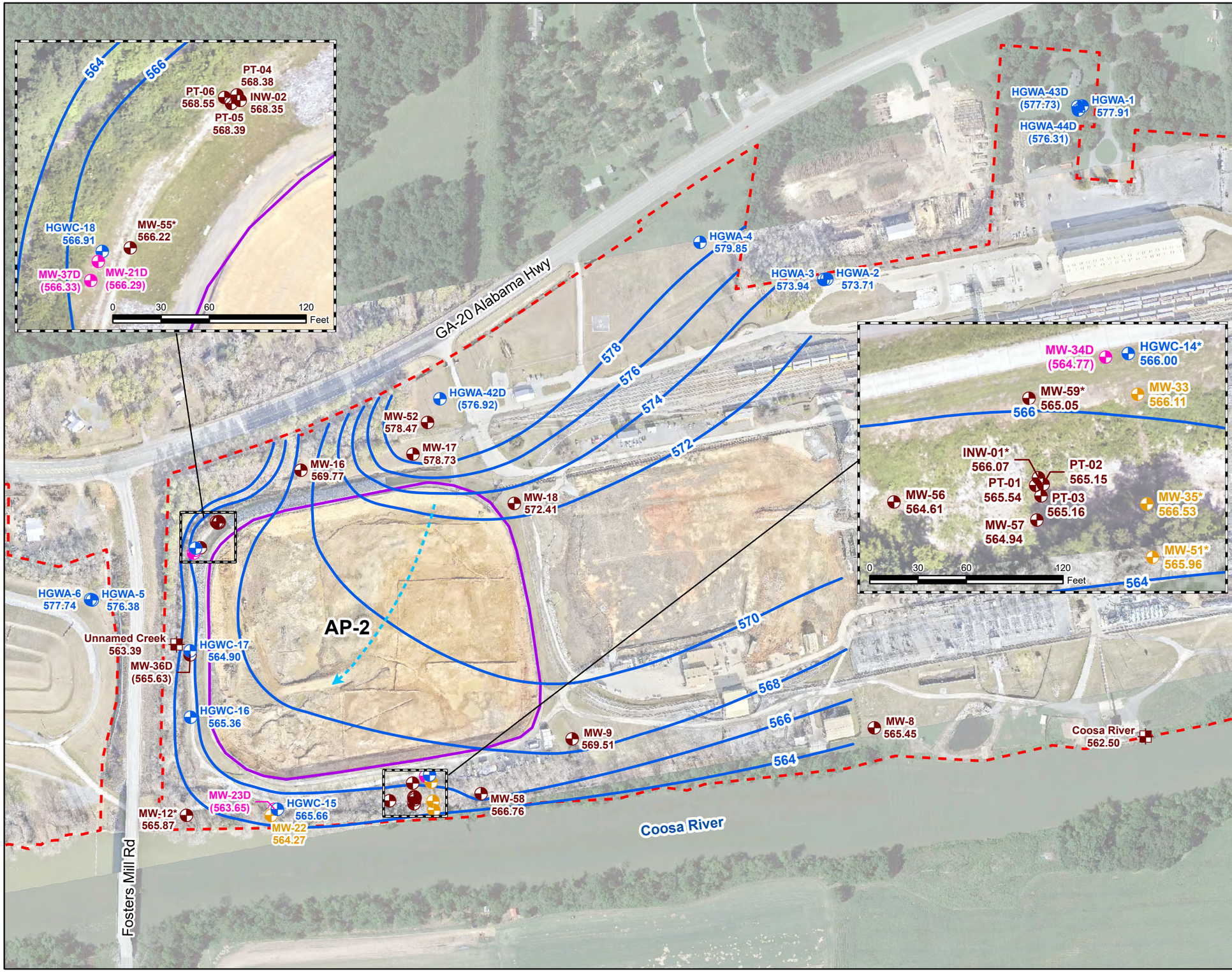

N

LEGEND

- Detection Monitoring Well
- Horizontal Assessment Monitoring Well
- Vertical Assessment Monitoring Well
- Piezometer
- Surface Water Level Gauge Point
- Groundwater Elevation Contour
- Approximate Groundwater Flow Direction
- Approximate AP-2 Boundary
- Plant Hammond Property Boundary

GEORGIA REGISTERED No. PE036520 PROFESSIONAL ENGINEER WHITNEY B. LAW

Notes:
1. Water level elevation recorded on February 12, 2024. Elevation provided in feet (ft) referenced to the North American Vertical Datum of 1988 (NAVD 88).
2. Groundwater elevations in parentheses were not used to make the groundwater contours because these wells are screened at a different elevation in the formation/aquifer.
3. Wells marked with an * were not used to make groundwater contours due to potential erroneous readings.
4. Aerial photograph source: Google Earth Pro August 2019 and Georgia Power Company, January and June 2024.

0 175 350 700

SCALE IN FEET

POTENTIOMETRIC SURFACE CONTOUR MAP - FEBRUARY 2024

GEORGIA POWER COMPANY
PLANT HAMMOND AP-2
ROME, FLOYD COUNTY, GEORGIA

Prepared For: Georgia Power

Prepared By: Geosyntec consultants

KENNESAW, GA | JANUARY 2025

FIGURE 3

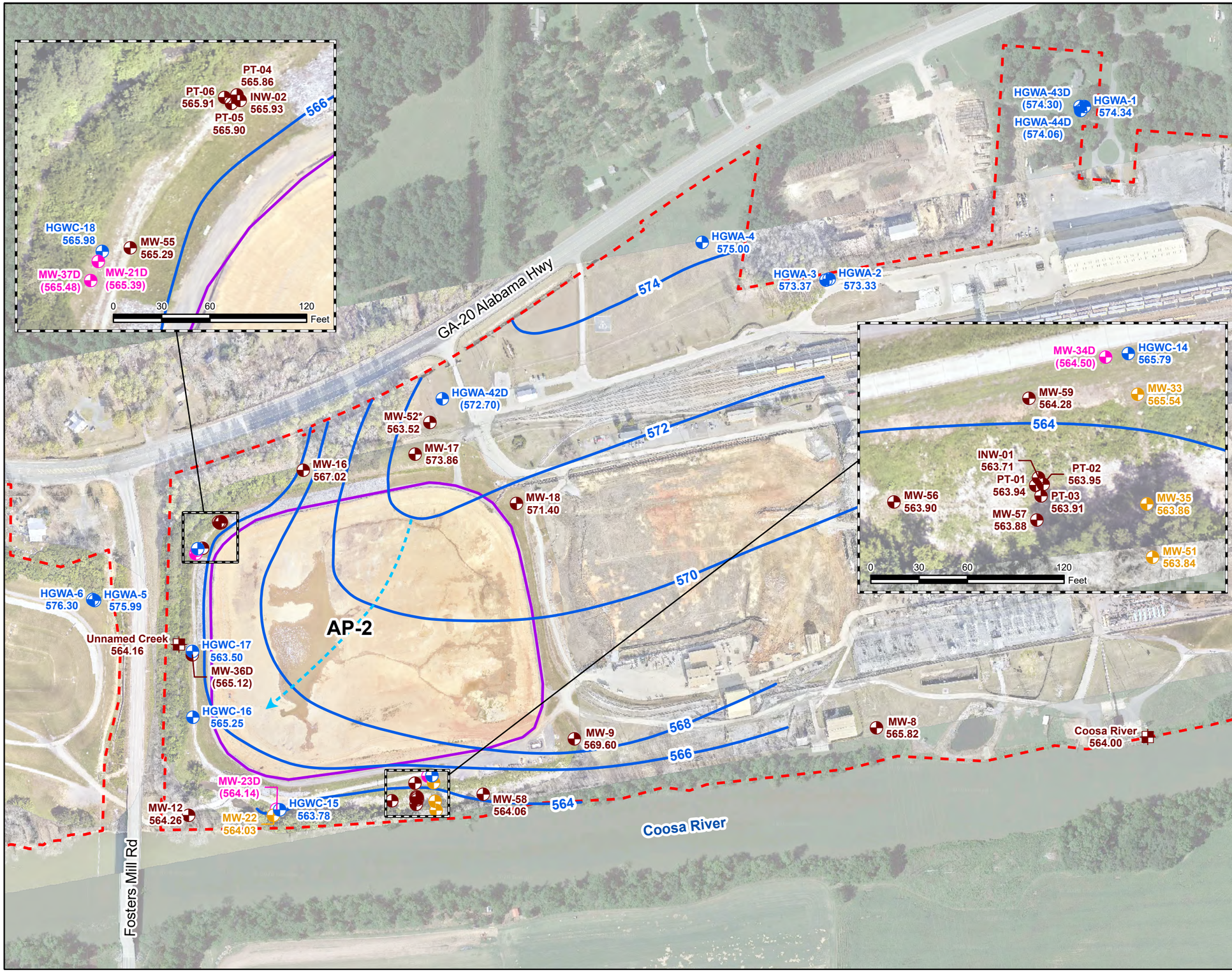

N

LEGEND

- Detection Monitoring Well
- Horizontal Assessment Monitoring Well
- Vertical Assessment Monitoring Well
- Piezometer
- Surface Water Level Gauge Point
- Groundwater Elevation Contour
- Approximate Groundwater Flow Direction
- Approximate AP-2 Boundary
- Plant Hammond Property Boundary

GEORGIA REGISTERED No. PE036[illegible] PROFESSIONAL ENGINEER WHITNEY B. LAW

Notes:
1. Water level elevation recorded on August 5, 2024. Elevation provided in feet (ft) referenced to the North American Vertical Datum of 1988 (NAVD 88).
2. Groundwater elevations in parentheses were not used to make the groundwater contours because these wells are screened at a different elevation in the formation/aquifer.
3. Wells marked with an * were not used to make groundwater contours due to potential erroneous readings.
4. Aerial photograph source: Google Earth Pro August 2019 and Georgia Power Company, January and June 2024.

0 175 350 700

SCALE IN FEET

POTENTIOMETRIC SURFACE CONTOUR MAP - AUGUST 2024

GEORGIA POWER COMPANY
PLANT HAMMOND AP-2
ROME, FLOYD COUNTY, GEORGIA

Prepared For: Georgia Power

Prepared By: Geosyntec consultants

KENNESAW, GA | JANUARY 2025

FIGURE 4

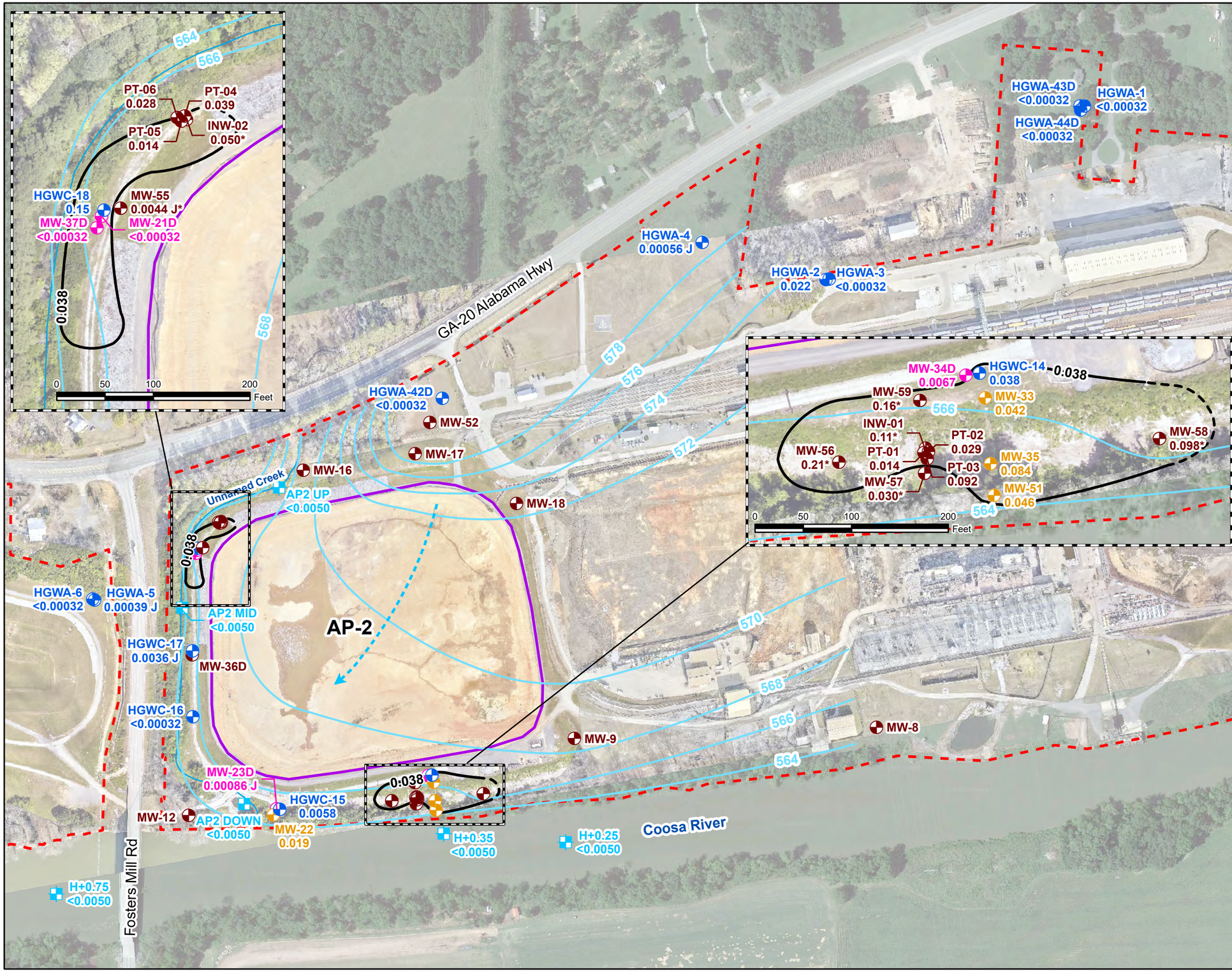

LEGEND

- Detection Monitoring Well
- Horizontal Assessment Monitoring Well
- Vertical Assessment Monitoring Well
- Piezometer
- Surface Water Sample Point
- GWPS Cobalt Iso-Concentration Contour (mg/L) (dashed where inferred)
- Groundwater Elevation Contour
- Approximate Groundwater Flow Direction
- Creek
- Approximate AP-2 Boundary
- Plant Hammond Property Boundary

Notes:
1. Concentration data from groundwater samples collected during the February 2024 semiannual monitoring event. Data reported for wells screened deeper in the aquifer were not used to generate the iso-concentration contour (HGWA-42D, HGWA-43D, HGWA-44D, MW-21D, MW-23D, MW-34D, MW-37D). Concentrations are reported in mg/L.
2. Water level elevation recorded on February 12, 2024. Elevation provided in feet (ft) referenced to the North American Vertical Datum (NAVD) 88.
3. The Groundwater Protection Standard (GWPS) for cobalt is 0.038 mg/L.
4. Piezometers may be sampled as needed for constituent specific site characterization.
5. *Analytical result is from the August 2023 semiannual event.
6. J - The result is an estimated concentration. "J" qualifiers are applied by the laboratory when the concentration reported is above the method detection limit, but below the laboratory reporting limit.
7. Aerial photograph source: Google Earth Pro August 2019 and Georgia Power Company, January and June 2024.

0 175 350 700

SCALE IN FEET

ISO-CONCENTRATION MAP
COBALT - FEBRUARY 2024

GEORGIA POWER COMPANY
PLANT HAMMOND AP-2
ROME, FLOYD COUNTY, GEORGIA

Prepared For: Georgia Power

Prepared By: Geosyntec consultants

KENNESAW, GA | JANUARY 2025

FIGURE 5

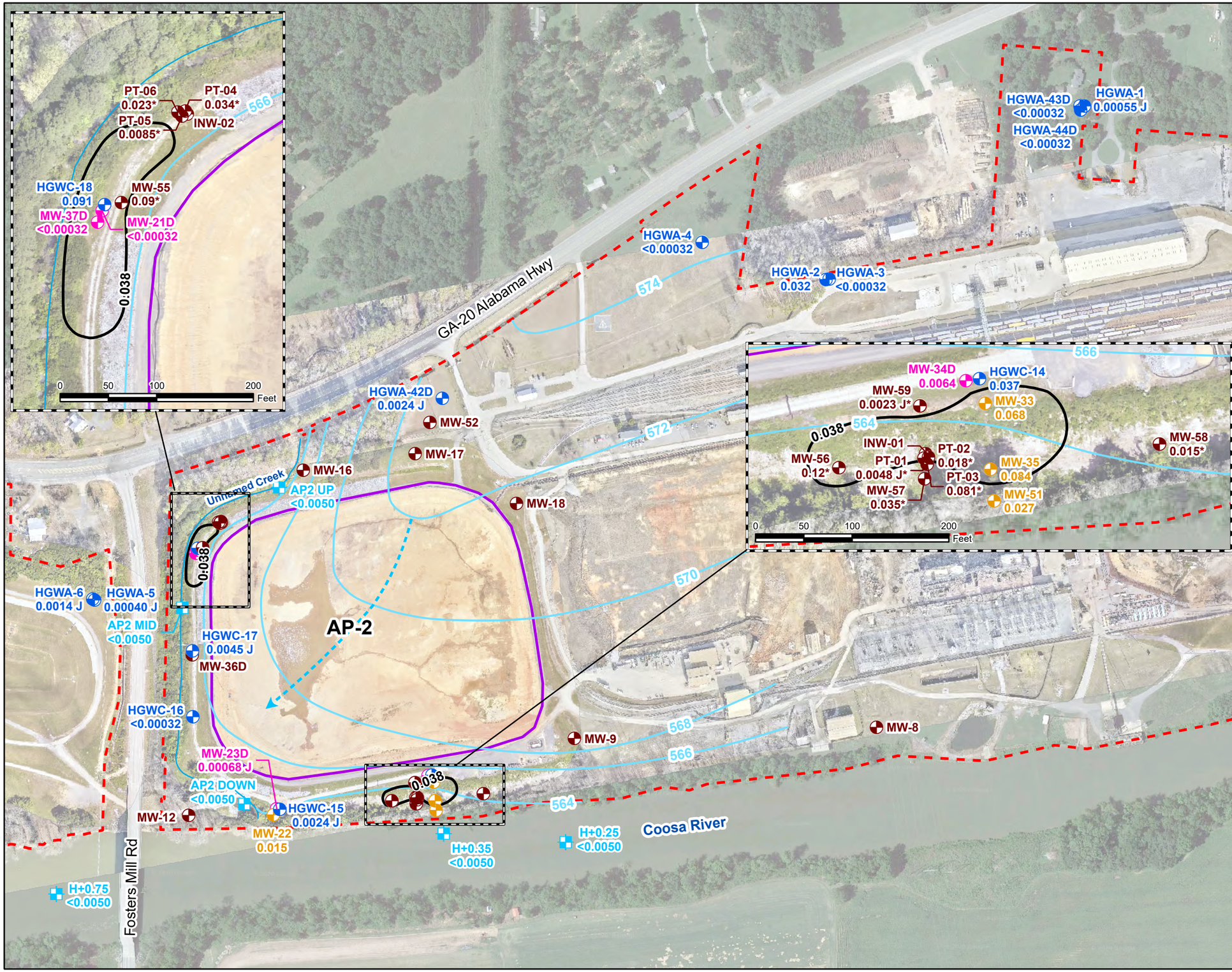

N

LEGEND

- Detection Monitoring Well
- Horizontal Assessment Monitoring Well
- Vertical Assessment Monitoring Well
- Piezometer
- Surface Water Sample Point
- GWPS Cobalt Iso-Concentration Contour (mg/L) (dashed where inferred)
- Groundwater Elevation Contour
- Approximate Groundwater Flow Direction
- Creek
- Approximate AP-2 Boundary
- Plant Hammond Property Boundary

Notes:
1. Concentration data from groundwater samples collected during the August 2024 semiannual monitoring event. Data reported for wells screened deeper in the aquifer were not used to generate the iso-concentration contour (HGWA-42D, HGWA-43D, HGWA-44D, MW-21D, MW-23D, MW-34D, MW-37D). Concentrations are reported in mg/L.
2. Water level elevation recorded on August 5, 2024. Elevation provided in feet (ft) referenced to the North American Vertical Datum (NAVD) 88.
3. The Groundwater Protection Standard (GWPS) for cobalt is 0.038 mg/L.
4. Piezometers may be sampled as needed for constituent specific site characterization.
5. J - The result is an estimated concentration. "J" qualifiers are applied by the laboratory when the concentration reported is above the method detection limit, but below the laboratory reporting limit.
6. Aerial photograph source: Google Earth Pro August 2019 and Georgia Power Company, January and June 2024.

0 175 350 700

SCALE IN FEET

ISO-CONCENTRATION MAP
COBALT - AUGUST 2024

GEORGIA POWER COMPANY
PLANT HAMMOND AP-2
ROME, FLOYD COUNTY, GEORGIA

Prepared For: Georgia Power

Prepared By: Geosyntec consultants

KENNESAW, GA | JANUARY 2025

FIGURE 6

APPENDIX A

Well Maintenance and Repair Documentation Memoranda

February 2024

Geosyntec consultants

1255 Roberts Boulevard, Suite 200
Kennesaw, Georgia 30144
PH 678.202.9500
FAX 678.202.9501
www.geosyntec.com

MEMORANDUM

DATE: May 6, 2024

TO: Kristen Jurinko, P.G., Southern Company Services, Inc.

CC: Ben Hodges, P.G. Georgia Power Company

FROM: Geosyntec Consultants

SUBJECT: **Plant Hammond Ash Pond 2 (AP-2) – Well Maintenance and Repair Documentation, Georgia Power Company**

Geosyntec Consultants has prepared this memorandum to provide documentation of groundwater monitoring well maintenance and/or repair performed at Plant Hammond Ash Pond 2 (AP-2) during the February 2024 sampling event. All repairs and maintenance were completed in accordance with the Georgia Environmental Protection Division (GA EPD) guidance on routine visual inspections of groundwater monitoring wells. Documentation of the well inspections are provided as an attachment to this memorandum.

Georgia Power Site/Unit	Date Performed	Well ID	Maintenance/ Repair Performed
Hammond/AP-2	2/12/2024	All Wells	Checked and cleared weep holes of debris.

Attachment
Well Inspection Summary Table

Well Inspection

Site Name: Plant Hammond AP-2

Date: 02/12/2024

Permit Number: 057-024D(CCR)

Field Conditions: Cloudy, 50° F

Well ID:	Location/Identification			
	Visible and accessible	Properly identified with correct well ID	Located in high traffic area; does the well require protection from traffic	Acceptable drainage around well (no standing water, not located in obvious drainage flow path)
HGWA-1	Yes	Yes	No	Yes
HGWA-2	Yes	Yes	No	Yes
HGWA-3	Yes	Yes	No	Yes
HGWA-4	Yes	Yes	No	Yes
HGWA_6	Yes	Yes	No	Yes
HGWA-42D	Yes	Yes	No	Yes
HGWA-43D	Yes	Yes	No	Yes
HGWA-44D	Yes	Yes	No	Yes
HGWC-14	Yes	Yes	No	Yes
HGWC-15	Yes	Yes	No	Yes
HGWC-16	Yes	Yes	No	Yes
HGWC-17	Yes	Yes	No	Yes
HGWC-18	Yes	Yes	No	Yes
MW-9	Yes	Yes	No	Yes
MW-12	Yes	Yes	No	Yes
MW-16	Yes	Yes	No	Yes
MW-17	Yes	Yes	No	Yes
MW-18	Yes	Yes	No	Yes
MW-21D	Yes	Yes	No	Yes
MW-22	Yes	Yes	No	Yes
MW-23D	Yes	Yes	No	Yes
MW-33	Yes	Yes	No	Yes
MW-34D	Yes	Yes	No	Yes
MW-35	Yes	Yes	No	Yes
MW-36D	Yes	Yes	No	Yes
MW-37D	Yes	Yes	No	Yes
MW-51	Yes	Yes	No	Yes
MW-52	Yes	Yes	No	Yes
MW-55	Yes	Yes	No	Yes
MW-56	Yes	Yes	No	Yes
MW-57	Yes	Yes	No	Yes
MW-58	Yes	Yes	No	Yes
MW-59	Yes	Yes	No	Yes
PT-01	Yes	Yes	No	Yes
PT-02	Yes	Yes	No	Yes
PT-03	Yes	Yes	No	Yes
PT-04	Yes	Yes	No	Yes
PT-05	Yes	Yes	No	Yes
PT-06	Yes	Yes	No	Yes
INW-01	Yes	Yes	No	Yes
INW-02	Yes	Yes	No	Yes

Well Inspection

Site Name: Plant Hammond AP-2

Date: 02/12/2024

Permit Number: 057-024D(CCR)

Field Conditions: Cloudy, 50° F

Well ID:	Protective Casing				
	Free from apparent damage and able to be secured	No degradation or deterioration	Functioning weep hole	Annular space clear of debris and water, or filled with pea gravel/sand	Locked and is the lock in good condition
HGWA-1	Yes	Yes	Yes	Yes	Yes
HGWA-2	Yes	Yes	Yes	Yes	Yes
HGWA-3	Yes	Yes	Yes	Yes	Yes
HGWA-4	Yes	Yes	Yes	Yes	Yes
HGWA_6	Yes	Yes	Yes	Yes	Yes
HGWA-42D	Yes	Yes	Yes	Yes	Yes
HGWA-43D	Yes	Yes	Yes	Yes	Yes
HGWA-44D	Yes	Yes	Yes	Yes	Yes
HGWC-14	Yes	Yes	Yes	Yes	Yes
HGWC-15	Yes	Yes	Yes	Yes	Yes
HGWC-16	Yes	Yes	Yes	Yes	Yes
HGWC-17	Yes	Yes	Yes	Yes	Yes
HGWC-18	Yes	Yes	Yes	Yes	Yes
MW-9	Yes	Yes	Yes	Yes	Yes
MW-12	Yes	Yes	Yes	Yes	Yes
MW-16	Yes	Yes	Yes	Yes	Yes
MW-17	Yes	Yes	Yes	Yes	Yes
MW-18	Yes	Yes	Yes	Yes	Yes
MW-21D	Yes	Yes	Yes	Yes	Yes
MW-22	Yes	Yes	Yes	Yes	Yes
MW-23D	Yes	Yes	Yes	Yes	Yes
MW-33	Yes	Yes	Yes	Yes	Yes
MW-34D	Yes	Yes	Yes	Yes	Yes
MW-35	Yes	Yes	Yes	Yes	Yes
MW-36D	Yes	Yes	Yes	Yes	Yes
MW-37D	Yes	Yes	Yes	Yes	Yes
MW-51	Yes	Yes	Yes	Yes	Yes
MW-52	Yes	Yes	Yes	Yes	Yes
MW-55	Yes	Yes	Yes	Yes	Yes
MW-56	Yes	Yes	Yes	Yes	Yes
MW-57	Yes	Yes	Yes	Yes	Yes
MW-58	Yes	Yes	Yes	Yes	Yes
MW-59	Yes	Yes	Yes	Yes	Yes
PT-01	Yes	Yes	Yes	Yes	Yes
PT-02	Yes	Yes	Yes	Yes	Yes
PT-03	Yes	Yes	Yes	Yes	Yes
PT-04	Yes	Yes	Yes	Yes	Yes
PT-05	Yes	Yes	Yes	Yes	Yes
PT-06	Yes	Yes	Yes	Yes	Yes
INW-01	Yes	Yes	Yes	Yes	Yes
INW-02	Yes	Yes	Yes	Yes	Yes

Well Inspection

Site Name: Plant Hammond AP-2 Date: 02/12/2024

Permit Number: 057-024D(CCR) Field Conditions: Cloudy, 50° F

Well ID:	Surface Pad			Internal Casing		
	Good condition (not cracked/ broken)	Sloped away from the protective casing	In complete contact with the ground surface and stable	Cap prevents entry of foreign material into the well	Free of kinks/bends, or any obstructions from foreign objects (such as bailers)	Properly vented for equilibration of air pressure
HGWA-1	Yes	Yes	Yes	Yes	Yes	Yes
HGWA-2	Yes	Yes	Yes	Yes	Yes	Yes
HGWA-3	Yes	Yes	Yes	Yes	Yes	Yes
HGWA-4	Yes	Yes	Yes	Yes	Yes	Yes
HGWA_6	Yes	Yes	Yes	Yes	Yes	Yes
HGWA-42D	Yes	Yes	Yes	Yes	Yes	Yes
HGWA-43D	Yes	Yes	Yes	Yes	Yes	Yes
HGWA-44D	Yes	Yes	Yes	Yes	Yes	Yes
HGWC-14	Yes	Yes	Yes	Yes	Yes	Yes
HGWC-15	Yes	Yes	Yes	Yes	Yes	Yes
HGWC-16	Yes	Yes	Yes	Yes	Yes	Yes
HGWC-17	Yes	Yes	Yes	Yes	Yes	Yes
HGWC-18	Yes	Yes	Yes	Yes	Yes	Yes
MW-9	Yes	Yes	Yes	Yes	Yes	Yes
MW-12	Yes	Yes	Yes	Yes	Yes	Yes
MW-16	Yes	Yes	Yes	Yes	Yes	Yes
MW-17	Yes	Yes	Yes	Yes	Yes	Yes
MW-18	Yes	Yes	Yes	Yes	Yes	Yes
MW-21D	Yes	Yes	Yes	Yes	Yes	Yes
MW-22	Yes	Yes	Yes	Yes	Yes	Yes
MW-23D	Yes	Yes	Yes	Yes	Yes	Yes
MW-33	Yes	Yes	Yes	Yes	Yes	Yes
MW-34D	Yes	Yes	Yes	Yes	Yes	Yes
MW-35	Yes	Yes	Yes	Yes	Yes	Yes
MW-36D	Yes	Yes	Yes	Yes	Yes	Yes
MW-37D	Yes	Yes	Yes	Yes	Yes	Yes
MW-51	Yes	Yes	Yes	Yes	Yes	Yes
MW-52	Yes	Yes	Yes	Yes	Yes	Yes
MW-56	Yes	Yes	Yes	Yes	Yes	Yes
MW-57	Yes	Yes	Yes	Yes	Yes	Yes
MW-58	Yes	Yes	Yes	Yes	Yes	Yes
MW-59	Yes	Yes	Yes	Yes	Yes	Yes
PT-01	Yes	Yes	Yes	Yes	Yes	Yes
PT-02	Yes	Yes	Yes	Yes	Yes	Yes
PT-03	Yes	Yes	Yes	Yes	Yes	Yes
PT-04	Yes	Yes	Yes	Yes	Yes	Yes
PT-05	Yes	Yes	Yes	Yes	Yes	Yes
PT-06	Yes	Yes	Yes	Yes	Yes	Yes
INW-01	Yes	Yes	Yes	Yes	Yes	Yes
INW-02	Yes	Yes	Yes	Yes	Yes	Yes

Well Inspection

Site Name: Plant Hammond AP-2

Date: 02/12/2024

Permit Number: 057-024D(CCR)

Field Conditions: Cloudy, 50° F

Well ID:	Corrective actions as needed, by date:
HGWA-1	N/A
HGWA-2	N/A
HGWA-3	N/A
HGWA-4	N/A
HGWA_6	N/A
HGWA-42D	N/A
HGWA-43D	N/A
HGWA-44D	N/A
HGWC-14	N/A
HGWC-15	N/A
HGWC-16	N/A
HGWC-17	N/A
HGWC-18	N/A
MW-9	N/A
MW-12	N/A
MW-16	N/A
MW-17	N/A
MW-18	N/A
MW-21D	N/A
MW-22	N/A
MW-23D	N/A
MW-33	N/A
MW-34D	N/A
MW-35	N/A
MW-36D	N/A
MW-37D	N/A
MW-51	N/A
MW-52	N/A
MW-56	N/A
MW-57	N/A
MW-58	N/A
MW-59	N/A
PT-01	N/A
PT-02	N/A
PT-03	N/A
PT-04	N/A
PT-05	N/A
PT-06	N/A
INW-01	N/A
INW-02	N/A

August 2024

Geosyntec consultants

1255 Roberts Boulevard, Suite 200
Kennesaw, Georgia 30144
PH 678.202.9500
FAX 678.202.9501
www.geosyntec.com

MEMORANDUM

DATE: November 20, 2024

TO: Kristen Jurinko, P.G., Southern Company Services, Inc.

CC: Ben Hodges, P.G. Georgia Power Company

FROM: Geosyntec Consultants

SUBJECT: **Plant Hammond Ash Pond 2 (AP-2) – Well Maintenance and Repair Documentation, Georgia Power Company**

Geosyntec Consultants has prepared this memorandum to provide documentation of groundwater monitoring well maintenance and/or repair performed at Plant Hammond Ash Pond 2 (AP-2) during the August 2024 sampling event. All repairs and maintenance were completed in accordance with the Georgia Environmental Protection Division (GA EPD) guidance on routine visual inspections of groundwater monitoring wells. Documentation of the well inspections are provided as an attachment to this memorandum.

Georgia Power Site/Unit	Date Performed	Well ID	Maintenance/ Repair Performed
Hammond/AP-2	8/5/2024	All Wells	Checked and cleared weep holes of debris.

Attachment
Well Inspection Summary Table

Well Inspection

Site Name: Plant Hammond AP-2

Date: 08/5/2024

Permit Number: 057-024D(CCR)

Field Conditions: Sunny, 80° F

Well ID:	Location/Identification			
	Visible and accessible	Properly identified with correct well ID	Located in high traffic area; does the well require protection from traffic	Acceptable drainage around well (no standing water, not located in obvious drainage flow path)
HGWA-1	Yes	Yes	No	Yes
HGWA-2	Yes	Yes	No	Yes
HGWA-3	Yes	Yes	No	Yes
HGWA-4	Yes	Yes	No	Yes
HGWA_6	Yes	Yes	No	Yes
HGWA-42D	Yes	Yes	No	Yes
HGWA-43D	Yes	Yes	No	Yes
HGWA-44D	Yes	Yes	No	Yes
HGWC-14	Yes	Yes	No	Yes
HGWC-15	Yes	Yes	No	Yes
HGWC-16	Yes	Yes	No	Yes
HGWC-17	Yes	Yes	No	Yes
HGWC-18	Yes	Yes	No	Yes
MW-9	Yes	Yes	No	Yes
MW-12	Yes	Yes	No	Yes
MW-16	Yes	Yes	No	Yes
MW-17	Yes	Yes	No	Yes
MW-18	Yes	Yes	No	Yes
MW-21D	Yes	Yes	No	Yes
MW-22	Yes	Yes	No	Yes
MW-23D	Yes	Yes	No	Yes
MW-33	Yes	Yes	No	Yes
MW-34D	Yes	Yes	No	Yes
MW-35	Yes	Yes	No	Yes
MW-36D	Yes	Yes	No	Yes
MW-37D	Yes	Yes	No	Yes
MW-51	Yes	Yes	No	Yes
MW-52	Yes	Yes	No	Yes
MW-55	Yes	Yes	No	Yes
MW-56	Yes	Yes	No	Yes
MW-57	Yes	Yes	No	Yes
MW-58	Yes	Yes	No	Yes
MW-59	Yes	Yes	No	Yes
PT-01	Yes	Yes	No	Yes
PT-02	Yes	Yes	No	Yes
PT-03	Yes	Yes	No	Yes
PT-04	Yes	Yes	No	Yes
PT-05	Yes	Yes	No	Yes
PT-06	Yes	Yes	No	Yes
INW-01	Yes	Yes	No	Yes
INW-02	Yes	Yes	No	Yes

Well Inspection

Site Name: Plant Hammond AP-2

Date: 08/5/2024

Permit Number: 057-024D(CCR)

Field Conditions: Sunny, 80° F

Well ID:	Protective Casing				
	Free from apparent damage and able to be secured	No degradation or deterioration	Functioning weep hole	Annular space clear of debris and water, or filled with pea gravel/sand	Locked and is the lock in good condition
HGWA-1	Yes	Yes	Yes	Yes	Yes
HGWA-2	Yes	Yes	Yes	Yes	Yes
HGWA-3	Yes	Yes	Yes	Yes	Yes
HGWA-4	Yes	Yes	Yes	Yes	Yes
HGWA_6	Yes	Yes	Yes	Yes	Yes
HGWA-42D	Yes	Yes	Yes	Yes	Yes
HGWA-43D	Yes	Yes	Yes	Yes	Yes
HGWA-44D	Yes	Yes	Yes	Yes	Yes
HGWC-14	Yes	Yes	Yes	Yes	Yes
HGWC-15	Yes	Yes	Yes	Yes	Yes
HGWC-16	Yes	Yes	Yes	Yes	Yes
HGWC-17	Yes	Yes	Yes	Yes	Yes
HGWC-18	Yes	Yes	Yes	Yes	Yes
MW-9	Yes	Yes	Yes	Yes	Yes
MW-12	Yes	Yes	Yes	Yes	Yes
MW-16	Yes	Yes	Yes	Yes	Yes
MW-17	Yes	Yes	Yes	Yes	Yes
MW-18	Yes	Yes	Yes	Yes	Yes
MW-21D	Yes	Yes	Yes	Yes	Yes
MW-22	Yes	Yes	Yes	Yes	Yes
MW-23D	Yes	Yes	Yes	Yes	Yes
MW-33	Yes	Yes	Yes	Yes	Yes
MW-34D	Yes	Yes	Yes	Yes	Yes
MW-35	Yes	Yes	Yes	Yes	Yes
MW-36D	Yes	Yes	Yes	Yes	Yes
MW-37D	Yes	Yes	Yes	Yes	Yes
MW-51	Yes	Yes	Yes	Yes	Yes
MW-52	Yes	Yes	Yes	Yes	Yes
MW-55	Yes	Yes	Yes	Yes	Yes
MW-56	Yes	Yes	Yes	Yes	Yes
MW-57	Yes	Yes	Yes	Yes	Yes
MW-58	Yes	Yes	Yes	Yes	Yes
MW-59	Yes	Yes	Yes	Yes	Yes
PT-01	Yes	Yes	Yes	Yes	Yes
PT-02	Yes	Yes	Yes	Yes	Yes
PT-03	Yes	Yes	Yes	Yes	Yes
PT-04	Yes	Yes	Yes	Yes	Yes
PT-05	Yes	Yes	Yes	Yes	Yes
PT-06	Yes	Yes	Yes	Yes	Yes
INW-01	Yes	Yes	Yes	Yes	Yes
INW-02	Yes	Yes	Yes	Yes	Yes

Well Inspection

Site Name: Plant Hammond AP-2

Date: 08/5/2024

Permit Number: 057-024D(CCR)

Field Conditions: Sunny, 80° F

	Surface Pad			Internal Casing		
Well ID:	Good condition (not cracked/ broken)	Sloped away from the protective casing	In complete contact with the ground surface and stable	Cap prevents entry of foreign material into the well	Free of kinks/bends, or any obstructions from foreign objects (such as bailers)	Properly vented for equilibration of air pressure
HGWA-1	Yes	Yes	Yes	Yes	Yes	Yes
HGWA-2	Yes	Yes	Yes	Yes	Yes	Yes
HGWA-3	Yes	Yes	Yes	Yes	Yes	Yes
HGWA-4	Yes	Yes	Yes	Yes	Yes	Yes
HGWA_6	Yes	Yes	Yes	Yes	Yes	Yes
HGWA-42D	Yes	Yes	Yes	Yes	Yes	Yes
HGWA-43D	Yes	Yes	Yes	Yes	Yes	Yes
HGWA-44D	Yes	Yes	Yes	Yes	Yes	Yes
HGWC-14	Yes	Yes	Yes	Yes	Yes	Yes
HGWC-15	Yes	Yes	Yes	Yes	Yes	Yes
HGWC-16	Yes	Yes	Yes	Yes	Yes	Yes
HGWC-17	Yes	Yes	Yes	Yes	Yes	Yes
HGWC-18	Yes	Yes	Yes	Yes	Yes	Yes
MW-9	Yes	Yes	Yes	Yes	Yes	Yes
MW-12	Yes	Yes	Yes	Yes	Yes	Yes
MW-16	Yes	Yes	Yes	Yes	Yes	Yes
MW-17	Yes	Yes	Yes	Yes	Yes	Yes
MW-18	Yes	Yes	Yes	Yes	Yes	Yes
MW-21D	Yes	Yes	Yes	Yes	Yes	Yes
MW-22	Yes	Yes	Yes	Yes	Yes	Yes
MW-23D	Yes	Yes	Yes	Yes	Yes	Yes
MW-33	Yes	Yes	Yes	Yes	Yes	Yes
MW-34D	Yes	Yes	Yes	Yes	Yes	Yes
MW-35	Yes	Yes	Yes	Yes	Yes	Yes
MW-36D	Yes	Yes	Yes	Yes	Yes	Yes
MW-37D	Yes	Yes	Yes	Yes	Yes	Yes
MW-51	Yes	Yes	Yes	Yes	Yes	Yes
MW-52	Yes	Yes	Yes	Yes	Yes	Yes
MW-56	Yes	Yes	Yes	Yes	Yes	Yes
MW-57	Yes	Yes	Yes	Yes	Yes	Yes
MW-58	Yes	Yes	Yes	Yes	Yes	Yes
MW-59	Yes	Yes	Yes	Yes	Yes	Yes
PT-01	Yes	Yes	Yes	Yes	Yes	Yes
PT-02	Yes	Yes	Yes	Yes	Yes	Yes
PT-03	Yes	Yes	Yes	Yes	Yes	Yes
PT-04	Yes	Yes	Yes	Yes	Yes	Yes
PT-05	Yes	Yes	Yes	Yes	Yes	Yes
PT-06	Yes	Yes	Yes	Yes	Yes	Yes
INW-01	Yes	Yes	Yes	Yes	Yes	Yes
INW-02	Yes	Yes	Yes	Yes	Yes	Yes

Well Inspection

Site Name: Plant Hammond AP-2

Date: 08/5/2024

Permit Number: 057-024D(CCR)

Field Conditions: Sunny, 80° F

Well ID:	Corrective actions as needed, by date:
HGWA-1	N/A
HGWA-2	N/A
HGWA-3	N/A
HGWA-4	N/A
HGWA_6	N/A
HGWA-42D	N/A
HGWA-43D	N/A
HGWA-44D	N/A
HGWC-14	N/A
HGWC-15	N/A
HGWC-16	N/A
HGWC-17	N/A
HGWC-18	N/A
MW-9	N/A
MW-12	N/A
MW-16	N/A
MW-17	N/A
MW-18	N/A
MW-21D	N/A
MW-22	N/A
MW-23D	N/A
MW-33	N/A
MW-34D	N/A
MW-35	N/A
MW-36D	N/A
MW-37D	N/A
MW-51	N/A
MW-52	N/A
MW-56	N/A
MW-57	N/A
MW-58	N/A
MW-59	N/A
PT-01	N/A
PT-02	N/A
PT-03	N/A
PT-04	N/A
PT-05	N/A
PT-06	N/A
INW-01	N/A
INW-02	N/A

APPENDIX B

Laboratory Analytical and Field Sampling Reports

LABORATORY ANALYTICAL RESULTS

February 2024

Pace Analytical Services, LLC
9800 Kincey Ave. Suite 100
Huntersville, NC 28078
(704)875-9092

May 08, 2024

Kristen Jurinko
Southern Company
241 Ralph McGill Blvd NE
Bin 10160
Atlanta, GA 30308

RE: Project: Plant Hammond Pooled Upgradien
Pace Project No.: 92713556

Dear Kristen Jurinko:

Enclosed are the analytical results for sample(s) received by the laboratory on February 14, 2024. The results relate only to the samples included in this report. Results reported herein conform to the applicable TNI/NELAC Standards and the laboratory's Quality Manual, where applicable, unless otherwise noted in the body of the report.

The test results provided in this final report were generated by each of the following laboratories within the Pace Network:

- Pace Analytical Services - Asheville
- Pace Analytical Services - Peachtree Corners, GA

Revision 1: Arsenic RDL limit was updated to report 0.005 mg/L.

If you have any questions concerning this report, please feel free to contact me.

Sincerely,

Bonnie Vang

Bonnie Vang
bonnie.vang@pacelabs.com
704-977-0968
Project Manager

Enclosures

cc: Kip Gray, Geosyntec
Christine Hug, Geosyntec Consultants, Inc.
Thomas Kessler, Geosyntec Consultants
Whitney Law, Geosyntec Consultants
Laura Midkiff, Southern Company
Caroline Nelson, Geosyntec Consultants, Inc
Anthony Szwast, Geosyntec Consultants

REPORT OF LABORATORY ANALYSIS

This report shall not be reproduced, except in full,
without the written consent of Pace Analytical Services, LLC.

Pace Analytical Services, LLC
9800 Kincey Ave. Suite 100
Huntersville, NC 28078
(704)875-9092

CERTIFICATIONS

Project:	Plant Hammond Pooled Upgradien
Pace Project No.:	92713556

Pace Analytical Services Asheville

2225 Riverside Drive, Asheville, NC 28804
Florida/NELAP Certification #: E87648
North Carolina Drinking Water Certification #: 37712
North Carolina Wastewater Certification #: 40
South Carolina Laboratory ID: 99030
South Carolina Certification #: 99030001
Virginia/VELAP Certification #: 460222

Pace Analytical Services Peachtree Corners

110 Technology Pkwy, Peachtree Corners, GA 30092
Florida DOH Certification #: E87315
Georgia DW Inorganics Certification #: 812
North Carolina Certification #: 381
South Carolina Certification #: 98011001
Virginia Certification #: 460204

This report shall not be reproduced, except in full,
without the written consent of Pace Analytical Services, LLC.

Pace Analytical Services, LLC
9800 Kincey Ave. Suite 100
Huntersville, NC 28078
(704)875-9092

SAMPLE SUMMARY

Project: Plant Hammond Pooled Upgradien
Pace Project No.: 92713556

Lab ID	Sample ID	Matrix	Date Collected	Date Received
92713556001	**HAM-HGWA-1**	Water	02/13/24 18:38	02/14/24 14:50
92713556002	**HAM-HGWA-2**	Water	02/13/24 15:30	02/14/24 14:50
92713556003	**HAM-HGWA-3**	Water	02/13/24 13:58	02/14/24 14:50
92713556004	**HAM-HGWA-43D**	Water	02/13/24 11:09	02/14/24 14:50
92713556005	**HAM-HGWA-44D**	Water	02/13/24 11:51	02/14/24 14:50
92713556006	**HAM-UGRD-FD-01**	Water	02/13/24 00:00	02/14/24 14:50
92713556007	**HAM-UGRD-EB-01**	Water	02/13/24 13:05	02/14/24 14:50
92713556008	**HAM-UGRD-FB-01**	Water	02/13/24 13:10	02/14/24 14:50

This report shall not be reproduced, except in full,
without the written consent of Pace Analytical Services, LLC.

Pace Analytical Services, LLC
9800 Kincey Ave. Suite 100
Huntersville, NC 28078
(704)875-9092

SAMPLE ANALYTE COUNT

Project: Plant Hammond Pooled Upgradien
Pace Project No.: 92713556

Lab ID	Sample ID	Method	Analysts	Analytes Reported
92713556001	**HAM-HGWA-1**	EPA 6010D	AJM, DRB	6
		EPA 6020B	MT1	13
		EPA 7470A	VB	1
		SM 2320B-2011	YEG	3
		SM 2540C-2015	JAY	1
		SM 4500-S2D-2011	JP1	1
		EPA 300.0 Rev 2.1 1993	JCM	3
92713556002	**HAM-HGWA-2**	EPA 6010D	AJM	6
		EPA 6020B	MT1	13
		EPA 7470A	VB	1
		SM 2320B-2011	YEG	3
		SM 2540C-2015	JAY	1
		SM 4500-S2D-2011	JP1	1
		EPA 300.0 Rev 2.1 1993	JCM	3
92713556003	**HAM-HGWA-3**	EPA 6010D	AJM	6
		EPA 6020B	MT1	13
		EPA 7470A	VB	1
		SM 2320B-2011	YEG	3
		SM 2540C-2015	JAY	1
		SM 4500-S2D-2011	JP1	1
		EPA 300.0 Rev 2.1 1993	JCM	3
92713556004	**HAM-HGWA-43D**	EPA 6010D	AJM	6
		EPA 6020B	MT1	13
		EPA 7470A	VB	1
		SM 2320B-2011	YEG	3
		SM 2540C-2015	JAY	1
		SM 4500-S2D-2011	JP1	1
		EPA 300.0 Rev 2.1 1993	JCM	3
92713556005	**HAM-HGWA-44D**	EPA 6010D	AJM	6
		EPA 6020B	MT1	13
		EPA 7470A	VB	1
		SM 2320B-2011	YEG	3
		SM 2540C-2015	JAY	1
		SM 4500-S2D-2011	JP1	1
		EPA 300.0 Rev 2.1 1993	JCM	3
92713556006	**HAM-UGRD-FD-01**	EPA 6010D	AJM	6
		EPA 6020B	MT1	13

This report shall not be reproduced, except in full,
without the written consent of Pace Analytical Services, LLC.

Pace Analytical Services, LLC
9800 Kincey Ave. Suite 100
Huntersville, NC 28078
(704)875-9092

SAMPLE ANALYTE COUNT

Project: Plant Hammond Pooled Upgradien
Pace Project No.: 92713556

Lab ID	Sample ID	Method	Analysts	Analytes Reported
		EPA 7470A	VB	1
		SM 2320B-2011	YEG	3
		SM 2540C-2015	JAY	1
		SM 4500-S2D-2011	JP1	1
		EPA 300.0 Rev 2.1 1993	JCM	3
92713556007	**HAM-UGRD-EB-01**	EPA 6010D	AJM	1
		EPA 6020B	MT1	13
		EPA 7470A	VB	1
		SM 2540C-2015	JAY	1
		EPA 300.0 Rev 2.1 1993	JCM	3
92713556008	**HAM-UGRD-FB-01**	EPA 6010D	AJM	1
		EPA 6020B	MT1	13
		EPA 7470A	VB	1
		SM 2540C-2015	JAY	1
		EPA 300.0 Rev 2.1 1993	JCM	3

PASI-A = Pace Analytical Services - Asheville
PASI-GA = Pace Analytical Services - Peachtree Corners, GA

This report shall not be reproduced, except in full,
without the written consent of Pace Analytical Services, LLC.

Pace Analytical Services, LLC
9800 Kincey Ave. Suite 100
Huntersville, NC 28078
(704)875-9092

SUMMARY OF DETECTION

Project: Plant Hammond Pooled Upgradien
Pace Project No.: 92713556

Lab Sample ID Method	Client Sample ID Parameters	Result	Units	Report Limit	Analyzed	Qualifiers
92713556001	**HAM-HGWA-1**					
EPA 6010D	Iron	0.034J	mg/L	0.040	02/28/24 08:42	
EPA 6010D	Manganese	0.12	mg/L	0.040	02/26/24 00:58	
EPA 6010D	Potassium	0.59	mg/L	0.50	02/26/24 00:58	
EPA 6010D	Sodium	21.2	mg/L	1.0	02/26/24 00:58	M1
EPA 6010D	Calcium	116	mg/L	1.0	02/26/24 00:58	M1
EPA 6010D	Magnesium	4.8	mg/L	0.050	02/26/24 00:58	M1
EPA 6020B	Barium	0.039	mg/L	0.0050	02/20/24 15:38	
EPA 6020B	Boron	0.020J	mg/L	0.040	02/20/24 15:38	
SM 2320B-2011	Alkalinity,Bicarbonate (CaCO3)	303	mg/L	5.0	02/19/24 15:52	
SM 2320B-2011	Alkalinity, Total as CaCO3	303	mg/L	5.0	02/19/24 15:52	
SM 2540C-2015	Total Dissolved Solids	402	mg/L	25.0	02/18/24 14:54	
EPA 300.0 Rev 2.1 1993	Chloride	10.0	mg/L	1.0	02/16/24 01:37	
EPA 300.0 Rev 2.1 1993	Fluoride	0.071J	mg/L	0.10	02/16/24 01:37	M1
EPA 300.0 Rev 2.1 1993	Sulfate	50.4	mg/L	1.0	02/16/24 01:37	M1
92713556002	**HAM-HGWA-2**					
EPA 6010D	Iron	0.15	mg/L	0.040	02/26/24 01:17	
EPA 6010D	Manganese	0.78	mg/L	0.040	02/26/24 01:17	
EPA 6010D	Potassium	1.4	mg/L	0.50	02/26/24 01:17	
EPA 6010D	Sodium	11.6	mg/L	1.0	02/26/24 01:17	
EPA 6010D	Calcium	38.8	mg/L	1.0	02/26/24 01:17	
EPA 6010D	Magnesium	4.4	mg/L	0.050	02/26/24 01:17	
EPA 6020B	Barium	0.062	mg/L	0.0050	02/20/24 15:42	
EPA 6020B	Beryllium	0.00022J	mg/L	0.00050	02/20/24 15:42	
EPA 6020B	Boron	0.051	mg/L	0.040	02/20/24 15:42	
EPA 6020B	Cadmium	0.00027J	mg/L	0.00050	02/20/24 15:42	
EPA 6020B	Cobalt	0.022	mg/L	0.0050	02/20/24 15:42	
EPA 6020B	Lead	0.00018J	mg/L	0.0010	02/20/24 15:42	
EPA 6020B	Lithium	0.0017J	mg/L	0.030	02/20/24 15:42	
EPA 6020B	Selenium	0.0020J	mg/L	0.0050	02/20/24 15:42	
SM 2320B-2011	Alkalinity,Bicarbonate (CaCO3)	42.6	mg/L	5.0	02/19/24 16:10	
SM 2320B-2011	Alkalinity, Total as CaCO3	42.6	mg/L	5.0	02/19/24 16:10	
SM 2540C-2015	Total Dissolved Solids	214	mg/L	25.0	02/18/24 14:54	
EPA 300.0 Rev 2.1 1993	Chloride	6.3	mg/L	1.0	02/16/24 02:20	
EPA 300.0 Rev 2.1 1993	Fluoride	0.17	mg/L	0.10	02/16/24 02:20	
EPA 300.0 Rev 2.1 1993	Sulfate	93.9	mg/L	1.0	02/16/24 02:20	
92713556003	**HAM-HGWA-3**					
EPA 6010D	Iron	0.94	mg/L	0.040	02/26/24 01:22	
EPA 6010D	Manganese	0.26	mg/L	0.040	02/26/24 01:22	
EPA 6010D	Potassium	0.52	mg/L	0.50	02/26/24 01:22	
EPA 6010D	Sodium	6.2	mg/L	1.0	02/26/24 01:22	
EPA 6010D	Calcium	83.6	mg/L	1.0	02/26/24 01:22	
EPA 6010D	Magnesium	5.3	mg/L	0.050	02/26/24 01:22	
EPA 6020B	Barium	0.13	mg/L	0.0050	02/20/24 15:45	
EPA 6020B	Lithium	0.0034J	mg/L	0.030	02/20/24 15:45	
SM 2320B-2011	Alkalinity,Bicarbonate (CaCO3)	213	mg/L	5.0	02/19/24 16:18	
SM 2320B-2011	Alkalinity, Total as CaCO3	213	mg/L	5.0	02/19/24 16:18	

This report shall not be reproduced, except in full,
without the written consent of Pace Analytical Services, LLC.

Pace Analytical Services, LLC
9800 Kincey Ave. Suite 100
Huntersville, NC 28078
(704)875-9092

SUMMARY OF DETECTION

Project: Plant Hammond Pooled Upgradien
Pace Project No.: 92713556

Lab Sample ID Method	Client Sample ID Parameters	Result	Units	Report Limit	Analyzed	Qualifiers
92713556003	**HAM-HGWA-3**					
SM 2540C-2015	Total Dissolved Solids	284	mg/L	25.0	02/18/24 14:54	
EPA 300.0 Rev 2.1 1993	Chloride	5.3	mg/L	1.0	02/16/24 02:35	
EPA 300.0 Rev 2.1 1993	Sulfate	35.5	mg/L	1.0	02/16/24 02:35	
92713556004	**HAM-HGWA-43D**					
EPA 6010D	Iron	0.42	mg/L	0.040	02/26/24 01:27	
EPA 6010D	Manganese	0.017J	mg/L	0.040	02/26/24 01:27	
EPA 6010D	Potassium	0.89	mg/L	0.50	02/26/24 01:27	
EPA 6010D	Sodium	20.6	mg/L	1.0	02/26/24 01:27	
EPA 6010D	Calcium	53.3	mg/L	1.0	02/26/24 01:27	
EPA 6010D	Magnesium	17.9	mg/L	0.050	02/26/24 01:27	
EPA 6020B	Arsenic	0.00097J	mg/L	0.0050	02/20/24 15:49	
EPA 6020B	Barium	0.28	mg/L	0.0050	02/20/24 15:49	
EPA 6020B	Boron	0.037J	mg/L	0.040	02/20/24 15:49	
EPA 6020B	Lithium	0.0024J	mg/L	0.030	02/20/24 15:49	
EPA 6020B	Molybdenum	0.0015J	mg/L	0.010	02/20/24 15:49	
SM 2320B-2011	Alkalinity,Bicarbonate (CaCO3)	231	mg/L	5.0	02/19/24 16:26	
SM 2320B-2011	Alkalinity, Total as CaCO3	231	mg/L	5.0	02/19/24 16:26	
SM 2540C-2015	Total Dissolved Solids	291	mg/L	25.0	02/18/24 14:54	
SM 4500-S2D-2011	Sulfide	0.034J	mg/L	0.10	02/17/24 01:55	
EPA 300.0 Rev 2.1 1993	Chloride	3.9	mg/L	1.0	02/16/24 02:49	
EPA 300.0 Rev 2.1 1993	Fluoride	0.20	mg/L	0.10	02/16/24 02:49	
EPA 300.0 Rev 2.1 1993	Sulfate	28.9	mg/L	1.0	02/16/24 02:49	
92713556005	**HAM-HGWA-44D**					
EPA 6010D	Iron	0.19	mg/L	0.040	02/26/24 01:32	
EPA 6010D	Potassium	3.0	mg/L	0.50	02/26/24 01:32	
EPA 6010D	Sodium	140	mg/L	1.0	02/26/24 01:32	
EPA 6010D	Calcium	9.9	mg/L	1.0	02/26/24 01:32	
EPA 6010D	Magnesium	4.5	mg/L	0.050	02/26/24 01:32	
EPA 6020B	Arsenic	0.0014J	mg/L	0.0050	02/20/24 15:53	
EPA 6020B	Barium	0.12	mg/L	0.0050	02/20/24 15:53	
EPA 6020B	Boron	0.49	mg/L	0.040	02/20/24 15:53	
EPA 6020B	Lithium	0.088	mg/L	0.030	02/20/24 15:53	
EPA 6020B	Molybdenum	0.0018J	mg/L	0.010	02/20/24 15:53	
SM 2320B-2011	Alkalinity,Bicarbonate (CaCO3)	292	mg/L	5.0	02/19/24 16:34	
SM 2320B-2011	Alkalinity, Total as CaCO3	292	mg/L	5.0	02/19/24 16:34	
SM 2540C-2015	Total Dissolved Solids	379	mg/L	25.0	02/18/24 14:55	
SM 4500-S2D-2011	Sulfide	0.19	mg/L	0.10	02/17/24 01:55	
EPA 300.0 Rev 2.1 1993	Chloride	27.7	mg/L	1.0	02/16/24 03:47	
EPA 300.0 Rev 2.1 1993	Fluoride	1.5	mg/L	0.10	02/16/24 03:47	
EPA 300.0 Rev 2.1 1993	Sulfate	2.0	mg/L	1.0	02/16/24 03:47	
92713556006	**HAM-UGRD-FD-01**					
EPA 6010D	Iron	0.17	mg/L	0.040	02/26/24 01:46	
EPA 6010D	Potassium	2.9	mg/L	0.50	02/26/24 01:46	
EPA 6010D	Sodium	134	mg/L	1.0	02/26/24 01:46	
EPA 6010D	Calcium	10.0	mg/L	1.0	02/26/24 01:46	
EPA 6010D	Magnesium	4.5	mg/L	0.050	02/26/24 01:46	

This report shall not be reproduced, except in full,
without the written consent of Pace Analytical Services, LLC.

Pace Analytical Services, LLC
9800 Kincey Ave. Suite 100
Huntersville, NC 28078
(704)875-9092

SUMMARY OF DETECTION

Project: Plant Hammond Pooled Upgradien
Pace Project No.: 92713556

Lab Sample ID Method	Client Sample ID Parameters	Result	Units	Report Limit	Analyzed	Qualifiers
92713556006	**HAM-UGRD-FD-01**					
EPA 6020B	Arsenic	0.0010J	mg/L	0.0050	02/20/24 16:17	
EPA 6020B	Barium	0.13	mg/L	0.0050	02/20/24 16:17	
EPA 6020B	Boron	0.51	mg/L	0.040	02/20/24 16:17	
EPA 6020B	Lithium	0.092	mg/L	0.030	02/20/24 16:17	
EPA 6020B	Molybdenum	0.0021J	mg/L	0.010	02/20/24 16:17	
SM 2320B-2011	Alkalinity,Bicarbonate (CaCO3)	286	mg/L	5.0	02/19/24 18:47	
SM 2320B-2011	Alkalinity, Total as CaCO3	286	mg/L	5.0	02/19/24 18:47	
SM 2540C-2015	Total Dissolved Solids	382	mg/L	25.0	02/18/24 14:55	
SM 4500-S2D-2011	Sulfide	0.24	mg/L	0.10	02/17/24 01:55	
EPA 300.0 Rev 2.1 1993	Chloride	27.8	mg/L	1.0	02/16/24 04:01	
EPA 300.0 Rev 2.1 1993	Fluoride	1.5	mg/L	0.10	02/16/24 04:01	
EPA 300.0 Rev 2.1 1993	Sulfate	2.6	mg/L	1.0	02/16/24 04:01	

This report shall not be reproduced, except in full,
without the written consent of Pace Analytical Services, LLC.

Pace Analytical Services, LLC
9800 Kincey Ave. Suite 100
Huntersville, NC 28078
(704)875-9092

ANALYTICAL RESULTS

Project: Plant Hammond Pooled Upgradien
Pace Project No.: 92713556

Sample: HAM-HGWA-1 **Lab ID: 92713556001** Collected: 02/13/24 18:38 Received: 02/14/24 14:50 Matrix: Water

Parameters	Results	Units	Report Limit	MDL	DF	Prepared	Analyzed	CAS No.	Qual
6010D ATL ICP	Analytical Method: EPA 6010D Preparation Method: EPA 3010A Pace Analytical Services - Peachtree Corners, GA								
Iron	**0.034J**	mg/L	0.040	0.025	1	02/16/24 19:24	02/28/24 08:42	7439-89-6	
Manganese	**0.12**	mg/L	0.040	0.011	1	02/16/24 19:24	02/26/24 00:58	7439-96-5	
Potassium	**0.59**	mg/L	0.50	0.15	1	02/16/24 19:24	02/26/24 00:58	7440-09-7	
Sodium	**21.2**	mg/L	1.0	0.58	1	02/16/24 19:24	02/26/24 00:58	7440-23-5	M1
Calcium	**116**	mg/L	1.0	0.12	1	02/16/24 19:24	02/26/24 00:58	7440-70-2	M1
Magnesium	**4.8**	mg/L	0.050	0.012	1	02/16/24 19:24	02/26/24 00:58	7439-95-4	M1
6020 MET ICPMS	Analytical Method: EPA 6020B Preparation Method: EPA 3005A Pace Analytical Services - Peachtree Corners, GA								
Antimony	ND	mg/L	0.0030	0.00054	1	02/17/24 05:35	02/20/24 15:38	7440-36-0	
Arsenic	ND	mg/L	0.0050	0.00084	1	02/17/24 05:35	02/20/24 15:38	7440-38-2	
Barium	**0.039**	mg/L	0.0050	0.00047	1	02/17/24 05:35	02/20/24 15:38	7440-39-3	
Beryllium	ND	mg/L	0.00050	0.000094	1	02/17/24 05:35	02/20/24 15:38	7440-41-7	
Boron	**0.020J**	mg/L	0.040	0.012	1	02/17/24 05:35	02/20/24 15:38	7440-42-8	
Cadmium	ND	mg/L	0.00050	0.00010	1	02/17/24 05:35	02/20/24 15:38	7440-43-9	
Chromium	ND	mg/L	0.0050	0.0019	1	02/17/24 05:35	02/20/24 15:38	7440-47-3	
Cobalt	ND	mg/L	0.0050	0.00032	1	02/17/24 05:35	02/20/24 15:38	7440-48-4	
Lead	ND	mg/L	0.0010	0.00016	1	02/17/24 05:35	02/20/24 15:38	7439-92-1	
Lithium	ND	mg/L	0.030	0.0016	1	02/17/24 05:35	02/20/24 15:38	7439-93-2	
Molybdenum	ND	mg/L	0.010	0.00062	1	02/17/24 05:35	02/20/24 15:38	7439-98-7	
Selenium	ND	mg/L	0.0050	0.00096	1	02/17/24 05:35	02/20/24 15:38	7782-49-2	
Thallium	ND	mg/L	0.0010	0.00038	1	02/17/24 05:35	02/20/24 15:38	7440-28-0	
7470 Mercury	Analytical Method: EPA 7470A Preparation Method: EPA 7470A Pace Analytical Services - Peachtree Corners, GA								
Mercury	ND	mg/L	0.00020	0.00013	1	02/22/24 11:30	02/22/24 14:16	7439-97-6	
2320B Alkalinity	Analytical Method: SM 2320B-2011 Pace Analytical Services - Asheville								
Alkalinity,Bicarbonate (CaCO3)	**303**	mg/L	5.0	5.0	1		02/19/24 15:52		
Alkalinity,Carbonate (CaCO3)	ND	mg/L	5.0	5.0	1		02/19/24 15:52		
Alkalinity, Total as CaCO3	**303**	mg/L	5.0	5.0	1		02/19/24 15:52		
2540C Total Dissolved Solids	Analytical Method: SM 2540C-2015 Pace Analytical Services - Asheville								
Total Dissolved Solids	**402**	mg/L	25.0	25.0	1		02/18/24 14:54		
4500S2D Sulfide Water	Analytical Method: SM 4500-S2D-2011 Pace Analytical Services - Asheville								
Sulfide	ND	mg/L	0.10	0.022	1		02/17/24 01:53	18496-25-8	R1
300.0 IC Anions 28 Days	Analytical Method: EPA 300.0 Rev 2.1 1993 Pace Analytical Services - Asheville								
Chloride	**10.0**	mg/L	1.0	0.60	1		02/16/24 01:37	16887-00-6	

REPORT OF LABORATORY ANALYSIS

This report shall not be reproduced, except in full,
without the written consent of Pace Analytical Services, LLC.

Pace Analytical Services, LLC
9800 Kincey Ave. Suite 100
Huntersville, NC 28078
(704)875-9092

ANALYTICAL RESULTS

Project: Plant Hammond Pooled Upgradien
Pace Project No.: 92713556

Sample: HAM-HGWA-1 **Lab ID: 92713556001** Collected: 02/13/24 18:38 Received: 02/14/24 14:50 Matrix: Water

Parameters	Results	Units	Report Limit	MDL	DF	Prepared	Analyzed	CAS No.	Qual
300.0 IC Anions 28 Days	Analytical Method: EPA 300.0 Rev 2.1 1993 Pace Analytical Services - Asheville								
Fluoride	**0.071J**	mg/L	0.10	0.050	1		02/16/24 01:37	16984-48-8	M1
Sulfate	**50.4**	mg/L	1.0	0.50	1		02/16/24 01:37	14808-79-8	M1

This report shall not be reproduced, except in full,
without the written consent of Pace Analytical Services, LLC.

Pace Analytical Services, LLC
9800 Kincey Ave. Suite 100
Huntersville, NC 28078
(704)875-9092

ANALYTICAL RESULTS

Project: Plant Hammond Pooled Upgradien
Pace Project No.: 92713556

Sample: HAM-HGWA-2 **Lab ID: 92713556002** Collected: 02/13/24 15:30 Received: 02/14/24 14:50 Matrix: Water

Parameters	Results	Units	Report Limit	MDL	DF	Prepared	Analyzed	CAS No.	Qual
6010D ATL ICP	Analytical Method: EPA 6010D Preparation Method: EPA 3010A Pace Analytical Services - Peachtree Corners, GA								
Iron	**0.15**	mg/L	0.040	0.025	1	02/16/24 19:24	02/26/24 01:17	7439-89-6	
Manganese	**0.78**	mg/L	0.040	0.011	1	02/16/24 19:24	02/26/24 01:17	7439-96-5	
Potassium	**1.4**	mg/L	0.50	0.15	1	02/16/24 19:24	02/26/24 01:17	7440-09-7	
Sodium	**11.6**	mg/L	1.0	0.58	1	02/16/24 19:24	02/26/24 01:17	7440-23-5	
Calcium	**38.8**	mg/L	1.0	0.12	1	02/16/24 19:24	02/26/24 01:17	7440-70-2	
Magnesium	**4.4**	mg/L	0.050	0.012	1	02/16/24 19:24	02/26/24 01:17	7439-95-4	
6020 MET ICPMS	Analytical Method: EPA 6020B Preparation Method: EPA 3005A Pace Analytical Services - Peachtree Corners, GA								
Antimony	ND	mg/L	0.0030	0.00054	1	02/17/24 05:35	02/20/24 15:42	7440-36-0	
Arsenic	ND	mg/L	0.0050	0.00084	1	02/17/24 05:35	02/20/24 15:42	7440-38-2	
Barium	**0.062**	mg/L	0.0050	0.00047	1	02/17/24 05:35	02/20/24 15:42	7440-39-3	
Beryllium	**0.00022J**	mg/L	0.00050	0.000094	1	02/17/24 05:35	02/20/24 15:42	7440-41-7	
Boron	**0.051**	mg/L	0.040	0.012	1	02/17/24 05:35	02/20/24 15:42	7440-42-8	
Cadmium	**0.00027J**	mg/L	0.00050	0.00010	1	02/17/24 05:35	02/20/24 15:42	7440-43-9	
Chromium	ND	mg/L	0.0050	0.0019	1	02/17/24 05:35	02/20/24 15:42	7440-47-3	
Cobalt	**0.022**	mg/L	0.0050	0.00032	1	02/17/24 05:35	02/20/24 15:42	7440-48-4	
Lead	**0.00018J**	mg/L	0.0010	0.00016	1	02/17/24 05:35	02/20/24 15:42	7439-92-1	
Lithium	**0.0017J**	mg/L	0.030	0.0016	1	02/17/24 05:35	02/20/24 15:42	7439-93-2	
Molybdenum	ND	mg/L	0.010	0.00062	1	02/17/24 05:35	02/20/24 15:42	7439-98-7	
Selenium	**0.0020J**	mg/L	0.0050	0.00096	1	02/17/24 05:35	02/20/24 15:42	7782-49-2	
Thallium	ND	mg/L	0.0010	0.00038	1	02/17/24 05:35	02/20/24 15:42	7440-28-0	
7470 Mercury	Analytical Method: EPA 7470A Preparation Method: EPA 7470A Pace Analytical Services - Peachtree Corners, GA								
Mercury	ND	mg/L	0.00020	0.00013	1	02/22/24 11:30	02/22/24 14:27	7439-97-6	
2320B Alkalinity	Analytical Method: SM 2320B-2011 Pace Analytical Services - Asheville								
Alkalinity,Bicarbonate (CaCO3)	**42.6**	mg/L	5.0	5.0	1		02/19/24 16:10		
Alkalinity,Carbonate (CaCO3)	ND	mg/L	5.0	5.0	1		02/19/24 16:10		
Alkalinity, Total as CaCO3	**42.6**	mg/L	5.0	5.0	1		02/19/24 16:10		
2540C Total Dissolved Solids	Analytical Method: SM 2540C-2015 Pace Analytical Services - Asheville								
Total Dissolved Solids	**214**	mg/L	25.0	25.0	1		02/18/24 14:54		
4500S2D Sulfide Water	Analytical Method: SM 4500-S2D-2011 Pace Analytical Services - Asheville								
Sulfide	ND	mg/L	0.10	0.022	1		02/17/24 01:54	18496-25-8	
300.0 IC Anions 28 Days	Analytical Method: EPA 300.0 Rev 2.1 1993 Pace Analytical Services - Asheville								
Chloride	**6.3**	mg/L	1.0	0.60	1		02/16/24 02:20	16887-00-6	

This report shall not be reproduced, except in full,
without the written consent of Pace Analytical Services, LLC.

Pace Analytical Services, LLC
9800 Kincey Ave. Suite 100
Huntersville, NC 28078
(704)875-9092

ANALYTICAL RESULTS

Project: Plant Hammond Pooled Upgradien
Pace Project No.: 92713556

Sample: HAM-HGWA-2 **Lab ID: 92713556002** Collected: 02/13/24 15:30 Received: 02/14/24 14:50 Matrix: Water

Parameters	Results	Units	Report Limit	MDL	DF	Prepared	Analyzed	CAS No.	Qual
300.0 IC Anions 28 Days	Analytical Method: EPA 300.0 Rev 2.1 1993 Pace Analytical Services - Asheville								
Fluoride	**0.17**	mg/L	0.10	0.050	1		02/16/24 02:20	16984-48-8	
Sulfate	**93.9**	mg/L	1.0	0.50	1		02/16/24 02:20	14808-79-8	

This report shall not be reproduced, except in full,
without the written consent of Pace Analytical Services, LLC.

Pace Analytical Services, LLC
9800 Kincey Ave. Suite 100
Huntersville, NC 28078
(704)875-9092

ANALYTICAL RESULTS

Project: Plant Hammond Pooled Upgradien
Pace Project No.: 92713556

Sample: HAM-HGWA-3 **Lab ID: 92713556003** Collected: 02/13/24 13:58 Received: 02/14/24 14:50 Matrix: Water

Parameters	Results	Units	Report Limit	MDL	DF	Prepared	Analyzed	CAS No.	Qual
6010D ATL ICP	Analytical Method: EPA 6010D Preparation Method: EPA 3010A Pace Analytical Services - Peachtree Corners, GA								
Iron	**0.94**	mg/L	0.040	0.025	1	02/16/24 19:24	02/26/24 01:22	7439-89-6	
Manganese	**0.26**	mg/L	0.040	0.011	1	02/16/24 19:24	02/26/24 01:22	7439-96-5	
Potassium	**0.52**	mg/L	0.50	0.15	1	02/16/24 19:24	02/26/24 01:22	7440-09-7	
Sodium	**6.2**	mg/L	1.0	0.58	1	02/16/24 19:24	02/26/24 01:22	7440-23-5	
Calcium	**83.6**	mg/L	1.0	0.12	1	02/16/24 19:24	02/26/24 01:22	7440-70-2	
Magnesium	**5.3**	mg/L	0.050	0.012	1	02/16/24 19:24	02/26/24 01:22	7439-95-4	
6020 MET ICPMS	Analytical Method: EPA 6020B Preparation Method: EPA 3005A Pace Analytical Services - Peachtree Corners, GA								
Antimony	ND	mg/L	0.0030	0.00054	1	02/17/24 05:35	02/20/24 15:45	7440-36-0	
Arsenic	ND	mg/L	0.0050	0.00084	1	02/17/24 05:35	02/20/24 15:45	7440-38-2	
Barium	**0.13**	mg/L	0.0050	0.00047	1	02/17/24 05:35	02/20/24 15:45	7440-39-3	
Beryllium	ND	mg/L	0.00050	0.000094	1	02/17/24 05:35	02/20/24 15:45	7440-41-7	
Boron	ND	mg/L	0.040	0.012	1	02/17/24 05:35	02/20/24 15:45	7440-42-8	
Cadmium	ND	mg/L	0.00050	0.00010	1	02/17/24 05:35	02/20/24 15:45	7440-43-9	
Chromium	ND	mg/L	0.0050	0.0019	1	02/17/24 05:35	02/20/24 15:45	7440-47-3	
Cobalt	ND	mg/L	0.0050	0.00032	1	02/17/24 05:35	02/20/24 15:45	7440-48-4	
Lead	ND	mg/L	0.0010	0.00016	1	02/17/24 05:35	02/20/24 15:45	7439-92-1	
Lithium	**0.0034J**	mg/L	0.030	0.0016	1	02/17/24 05:35	02/20/24 15:45	7439-93-2	
Molybdenum	ND	mg/L	0.010	0.00062	1	02/17/24 05:35	02/20/24 15:45	7439-98-7	
Selenium	ND	mg/L	0.0050	0.00096	1	02/17/24 05:35	02/20/24 15:45	7782-49-2	
Thallium	ND	mg/L	0.0010	0.00038	1	02/17/24 05:35	02/20/24 15:45	7440-28-0	
7470 Mercury	Analytical Method: EPA 7470A Preparation Method: EPA 7470A Pace Analytical Services - Peachtree Corners, GA								
Mercury	ND	mg/L	0.00020	0.00013	1	02/22/24 11:30	02/22/24 14:38	7439-97-6	
2320B Alkalinity	Analytical Method: SM 2320B-2011 Pace Analytical Services - Asheville								
Alkalinity,Bicarbonate (CaCO3)	**213**	mg/L	5.0	5.0	1		02/19/24 16:18		
Alkalinity,Carbonate (CaCO3)	ND	mg/L	5.0	5.0	1		02/19/24 16:18		
Alkalinity, Total as CaCO3	**213**	mg/L	5.0	5.0	1		02/19/24 16:18		
2540C Total Dissolved Solids	Analytical Method: SM 2540C-2015 Pace Analytical Services - Asheville								
Total Dissolved Solids	**284**	mg/L	25.0	25.0	1		02/18/24 14:54		
4500S2D Sulfide Water	Analytical Method: SM 4500-S2D-2011 Pace Analytical Services - Asheville								
Sulfide	ND	mg/L	0.10	0.022	1		02/17/24 01:54	18496-25-8	
300.0 IC Anions 28 Days	Analytical Method: EPA 300.0 Rev 2.1 1993 Pace Analytical Services - Asheville								
Chloride	**5.3**	mg/L	1.0	0.60	1		02/16/24 02:35	16887-00-6	

This report shall not be reproduced, except in full,
without the written consent of Pace Analytical Services, LLC.

Pace Analytical Services, LLC
9800 Kincey Ave. Suite 100
Huntersville, NC 28078
(704)875-9092

ANALYTICAL RESULTS

Project: Plant Hammond Pooled Upgradien
Pace Project No.: 92713556

Sample: HAM-HGWA-3 **Lab ID: 92713556003** Collected: 02/13/24 13:58 Received: 02/14/24 14:50 Matrix: Water

Parameters	Results	Units	Report Limit	MDL	DF	Prepared	Analyzed	CAS No.	Qual
300.0 IC Anions 28 Days	Analytical Method: EPA 300.0 Rev 2.1 1993 Pace Analytical Services - Asheville								
Fluoride	ND	mg/L	0.10	0.050	1		02/16/24 02:35	16984-48-8	
Sulfate	**35.5**	mg/L	1.0	0.50	1		02/16/24 02:35	14808-79-8	

This report shall not be reproduced, except in full,
without the written consent of Pace Analytical Services, LLC.

Pace Analytical Services, LLC
9800 Kincey Ave. Suite 100
Huntersville, NC 28078
(704)875-9092

ANALYTICAL RESULTS

Project: Plant Hammond Pooled Upgradien
Pace Project No.: 92713556

Sample: HAM-HGWA-43D **Lab ID: 92713556004** Collected: 02/13/24 11:09 Received: 02/14/24 14:50 Matrix: Water

Parameters	Results	Units	Report Limit	MDL	DF	Prepared	Analyzed	CAS No.	Qual
6010D ATL ICP	Analytical Method: EPA 6010D Preparation Method: EPA 3010A Pace Analytical Services - Peachtree Corners, GA								
Iron	**0.42**	mg/L	0.040	0.025	1	02/16/24 19:24	02/26/24 01:27	7439-89-6	
Manganese	**0.017J**	mg/L	0.040	0.011	1	02/16/24 19:24	02/26/24 01:27	7439-96-5	
Potassium	**0.89**	mg/L	0.50	0.15	1	02/16/24 19:24	02/26/24 01:27	7440-09-7	
Sodium	**20.6**	mg/L	1.0	0.58	1	02/16/24 19:24	02/26/24 01:27	7440-23-5	
Calcium	**53.3**	mg/L	1.0	0.12	1	02/16/24 19:24	02/26/24 01:27	7440-70-2	
Magnesium	**17.9**	mg/L	0.050	0.012	1	02/16/24 19:24	02/26/24 01:27	7439-95-4	
6020 MET ICPMS	Analytical Method: EPA 6020B Preparation Method: EPA 3005A Pace Analytical Services - Peachtree Corners, GA								
Antimony	ND	mg/L	0.0030	0.00054	1	02/17/24 05:35	02/20/24 15:49	7440-36-0	
Arsenic	**0.00097J**	mg/L	0.0050	0.00084	1	02/17/24 05:35	02/20/24 15:49	7440-38-2	
Barium	**0.28**	mg/L	0.0050	0.00047	1	02/17/24 05:35	02/20/24 15:49	7440-39-3	
Beryllium	ND	mg/L	0.00050	0.000094	1	02/17/24 05:35	02/20/24 15:49	7440-41-7	
Boron	**0.037J**	mg/L	0.040	0.012	1	02/17/24 05:35	02/20/24 15:49	7440-42-8	
Cadmium	ND	mg/L	0.00050	0.00010	1	02/17/24 05:35	02/20/24 15:49	7440-43-9	
Chromium	ND	mg/L	0.0050	0.0019	1	02/17/24 05:35	02/20/24 15:49	7440-47-3	
Cobalt	ND	mg/L	0.0050	0.00032	1	02/17/24 05:35	02/20/24 15:49	7440-48-4	
Lead	ND	mg/L	0.0010	0.00016	1	02/17/24 05:35	02/20/24 15:49	7439-92-1	
Lithium	**0.0024J**	mg/L	0.030	0.0016	1	02/17/24 05:35	02/20/24 15:49	7439-93-2	
Molybdenum	**0.0015J**	mg/L	0.010	0.00062	1	02/17/24 05:35	02/20/24 15:49	7439-98-7	
Selenium	ND	mg/L	0.0050	0.00096	1	02/17/24 05:35	02/20/24 15:49	7782-49-2	
Thallium	ND	mg/L	0.0010	0.00038	1	02/17/24 05:35	02/20/24 15:49	7440-28-0	
7470 Mercury	Analytical Method: EPA 7470A Preparation Method: EPA 7470A Pace Analytical Services - Peachtree Corners, GA								
Mercury	ND	mg/L	0.00020	0.00013	1	02/22/24 11:30	02/22/24 14:40	7439-97-6	
2320B Alkalinity	Analytical Method: SM 2320B-2011 Pace Analytical Services - Asheville								
Alkalinity,Bicarbonate (CaCO3)	**231**	mg/L	5.0	5.0	1		02/19/24 16:26		
Alkalinity,Carbonate (CaCO3)	ND	mg/L	5.0	5.0	1		02/19/24 16:26		
Alkalinity, Total as CaCO3	**231**	mg/L	5.0	5.0	1		02/19/24 16:26		
2540C Total Dissolved Solids	Analytical Method: SM 2540C-2015 Pace Analytical Services - Asheville								
Total Dissolved Solids	**291**	mg/L	25.0	25.0	1		02/18/24 14:54		
4500S2D Sulfide Water	Analytical Method: SM 4500-S2D-2011 Pace Analytical Services - Asheville								
Sulfide	**0.034J**	mg/L	0.10	0.022	1		02/17/24 01:55	18496-25-8	
300.0 IC Anions 28 Days	Analytical Method: EPA 300.0 Rev 2.1 1993 Pace Analytical Services - Asheville								
Chloride	**3.9**	mg/L	1.0	0.60	1		02/16/24 02:49	16887-00-6	

This report shall not be reproduced, except in full,
without the written consent of Pace Analytical Services, LLC.

Pace Analytical Services, LLC
9800 Kincey Ave. Suite 100
Huntersville, NC 28078
(704)875-9092

ANALYTICAL RESULTS

Project: Plant Hammond Pooled Upgradien
Pace Project No.: 92713556

Sample: HAM-HGWA-43D **Lab ID: 92713556004** Collected: 02/13/24 11:09 Received: 02/14/24 14:50 Matrix: Water

Parameters	Results	Units	Report Limit	MDL	DF	Prepared	Analyzed	CAS No.	Qual
300.0 IC Anions 28 Days	Analytical Method: EPA 300.0 Rev 2.1 1993 Pace Analytical Services - Asheville								
Fluoride	**0.20**	mg/L	0.10	0.050	1		02/16/24 02:49	16984-48-8	
Sulfate	**28.9**	mg/L	1.0	0.50	1		02/16/24 02:49	14808-79-8	

This report shall not be reproduced, except in full,
without the written consent of Pace Analytical Services, LLC.

Pace Analytical Services, LLC
9800 Kincey Ave. Suite 100
Huntersville, NC 28078
(704)875-9092

ANALYTICAL RESULTS

Project: Plant Hammond Pooled Upgradien
Pace Project No.: 92713556

Sample: HAM-HGWA-44D **Lab ID: 92713556005** Collected: 02/13/24 11:51 Received: 02/14/24 14:50 Matrix: Water

Parameters	Results	Units	Report Limit	MDL	DF	Prepared	Analyzed	CAS No.	Qual
6010D ATL ICP	Analytical Method: EPA 6010D Preparation Method: EPA 3010A Pace Analytical Services - Peachtree Corners, GA								
Iron	**0.19**	mg/L	0.040	0.025	1	02/16/24 19:24	02/26/24 01:32	7439-89-6	
Manganese	ND	mg/L	0.040	0.011	1	02/16/24 19:24	02/26/24 01:32	7439-96-5	
Potassium	**3.0**	mg/L	0.50	0.15	1	02/16/24 19:24	02/26/24 01:32	7440-09-7	
Sodium	**140**	mg/L	1.0	0.58	1	02/16/24 19:24	02/26/24 01:32	7440-23-5	
Calcium	**9.9**	mg/L	1.0	0.12	1	02/16/24 19:24	02/26/24 01:32	7440-70-2	
Magnesium	**4.5**	mg/L	0.050	0.012	1	02/16/24 19:24	02/26/24 01:32	7439-95-4	
6020 MET ICPMS	Analytical Method: EPA 6020B Preparation Method: EPA 3005A Pace Analytical Services - Peachtree Corners, GA								
Antimony	ND	mg/L	0.0030	0.00054	1	02/17/24 05:35	02/20/24 15:53	7440-36-0	
Arsenic	**0.0014J**	mg/L	0.0050	0.00084	1	02/17/24 05:35	02/20/24 15:53	7440-38-2	
Barium	**0.12**	mg/L	0.0050	0.00047	1	02/17/24 05:35	02/20/24 15:53	7440-39-3	
Beryllium	ND	mg/L	0.00050	0.000094	1	02/17/24 05:35	02/20/24 15:53	7440-41-7	
Boron	**0.49**	mg/L	0.040	0.012	1	02/17/24 05:35	02/20/24 15:53	7440-42-8	
Cadmium	ND	mg/L	0.00050	0.00010	1	02/17/24 05:35	02/20/24 15:53	7440-43-9	
Chromium	ND	mg/L	0.0050	0.0019	1	02/17/24 05:35	02/20/24 15:53	7440-47-3	
Cobalt	ND	mg/L	0.0050	0.00032	1	02/17/24 05:35	02/20/24 15:53	7440-48-4	
Lead	ND	mg/L	0.0010	0.00016	1	02/17/24 05:35	02/20/24 15:53	7439-92-1	
Lithium	**0.088**	mg/L	0.030	0.0016	1	02/17/24 05:35	02/20/24 15:53	7439-93-2	
Molybdenum	**0.0018J**	mg/L	0.010	0.00062	1	02/17/24 05:35	02/20/24 15:53	7439-98-7	
Selenium	ND	mg/L	0.0050	0.00096	1	02/17/24 05:35	02/20/24 15:53	7782-49-2	
Thallium	ND	mg/L	0.0010	0.00038	1	02/17/24 05:35	02/20/24 15:53	7440-28-0	
7470 Mercury	Analytical Method: EPA 7470A Preparation Method: EPA 7470A Pace Analytical Services - Peachtree Corners, GA								
Mercury	ND	mg/L	0.00020	0.00013	1	02/22/24 11:30	02/22/24 14:43	7439-97-6	
2320B Alkalinity	Analytical Method: SM 2320B-2011 Pace Analytical Services - Asheville								
Alkalinity,Bicarbonate (CaCO3)	**292**	mg/L	5.0	5.0	1		02/19/24 16:34		
Alkalinity,Carbonate (CaCO3)	ND	mg/L	5.0	5.0	1		02/19/24 16:34		
Alkalinity, Total as CaCO3	**292**	mg/L	5.0	5.0	1		02/19/24 16:34		
2540C Total Dissolved Solids	Analytical Method: SM 2540C-2015 Pace Analytical Services - Asheville								
Total Dissolved Solids	**379**	mg/L	25.0	25.0	1		02/18/24 14:55		
4500S2D Sulfide Water	Analytical Method: SM 4500-S2D-2011 Pace Analytical Services - Asheville								
Sulfide	**0.19**	mg/L	0.10	0.022	1		02/17/24 01:55	18496-25-8	
300.0 IC Anions 28 Days	Analytical Method: EPA 300.0 Rev 2.1 1993 Pace Analytical Services - Asheville								
Chloride	**27.7**	mg/L	1.0	0.60	1		02/16/24 03:47	16887-00-6	

This report shall not be reproduced, except in full,
without the written consent of Pace Analytical Services, LLC.

Pace Analytical Services, LLC
9800 Kincey Ave. Suite 100
Huntersville, NC 28078
(704)875-9092

ANALYTICAL RESULTS

Project: Plant Hammond Pooled Upgradien
Pace Project No.: 92713556

Sample: HAM-HGWA-44D **Lab ID: 92713556005** Collected: 02/13/24 11:51 Received: 02/14/24 14:50 Matrix: Water

Parameters	Results	Units	Report Limit	MDL	DF	Prepared	Analyzed	CAS No.	Qual
300.0 IC Anions 28 Days	Analytical Method: EPA 300.0 Rev 2.1 1993 Pace Analytical Services - Asheville								
Fluoride	**1.5**	mg/L	0.10	0.050	1		02/16/24 03:47	16984-48-8	
Sulfate	**2.0**	mg/L	1.0	0.50	1		02/16/24 03:47	14808-79-8	

This report shall not be reproduced, except in full,
without the written consent of Pace Analytical Services, LLC.

Pace Analytical Services, LLC
9800 Kincey Ave. Suite 100
Huntersville, NC 28078
(704)875-9092

ANALYTICAL RESULTS

Project: Plant Hammond Pooled Upgradien
Pace Project No.: 92713556

Sample: HAM-UGRD-FD-01 **Lab ID: 92713556006** Collected: 02/13/24 00:00 Received: 02/14/24 14:50 Matrix: Water

Parameters	Results	Units	Report Limit	MDL	DF	Prepared	Analyzed	CAS No.	Qual
6010D ATL ICP	Analytical Method: EPA 6010D Preparation Method: EPA 3010A Pace Analytical Services - Peachtree Corners, GA								
Iron	**0.17**	mg/L	0.040	0.025	1	02/16/24 19:24	02/26/24 01:46	7439-89-6	
Manganese	ND	mg/L	0.040	0.011	1	02/16/24 19:24	02/26/24 01:46	7439-96-5	
Potassium	**2.9**	mg/L	0.50	0.15	1	02/16/24 19:24	02/26/24 01:46	7440-09-7	
Sodium	**134**	mg/L	1.0	0.58	1	02/16/24 19:24	02/26/24 01:46	7440-23-5	
Calcium	**10.0**	mg/L	1.0	0.12	1	02/16/24 19:24	02/26/24 01:46	7440-70-2	
Magnesium	**4.5**	mg/L	0.050	0.012	1	02/16/24 19:24	02/26/24 01:46	7439-95-4	
6020 MET ICPMS	Analytical Method: EPA 6020B Preparation Method: EPA 3005A Pace Analytical Services - Peachtree Corners, GA								
Antimony	ND	mg/L	0.0030	0.00054	1	02/17/24 05:35	02/20/24 16:17	7440-36-0	
Arsenic	**0.0010J**	mg/L	0.0050	0.00084	1	02/17/24 05:35	02/20/24 16:17	7440-38-2	
Barium	**0.13**	mg/L	0.0050	0.00047	1	02/17/24 05:35	02/20/24 16:17	7440-39-3	
Beryllium	ND	mg/L	0.00050	0.000094	1	02/17/24 05:35	02/20/24 16:17	7440-41-7	
Boron	**0.51**	mg/L	0.040	0.012	1	02/17/24 05:35	02/20/24 16:17	7440-42-8	
Cadmium	ND	mg/L	0.00050	0.00010	1	02/17/24 05:35	02/20/24 16:17	7440-43-9	
Chromium	ND	mg/L	0.0050	0.0019	1	02/17/24 05:35	02/20/24 16:17	7440-47-3	
Cobalt	ND	mg/L	0.0050	0.00032	1	02/17/24 05:35	02/20/24 16:17	7440-48-4	
Lead	ND	mg/L	0.0010	0.00016	1	02/17/24 05:35	02/20/24 16:17	7439-92-1	
Lithium	**0.092**	mg/L	0.030	0.0016	1	02/17/24 05:35	02/20/24 16:17	7439-93-2	
Molybdenum	**0.0021J**	mg/L	0.010	0.00062	1	02/17/24 05:35	02/20/24 16:17	7439-98-7	
Selenium	ND	mg/L	0.0050	0.00096	1	02/17/24 05:35	02/20/24 16:17	7782-49-2	
Thallium	ND	mg/L	0.0010	0.00038	1	02/17/24 05:35	02/20/24 16:17	7440-28-0	
7470 Mercury	Analytical Method: EPA 7470A Preparation Method: EPA 7470A Pace Analytical Services - Peachtree Corners, GA								
Mercury	ND	mg/L	0.00020	0.00013	1	02/22/24 11:30	02/22/24 14:45	7439-97-6	
2320B Alkalinity	Analytical Method: SM 2320B-2011 Pace Analytical Services - Asheville								
Alkalinity,Bicarbonate (CaCO3)	**286**	mg/L	5.0	5.0	1		02/19/24 18:47		
Alkalinity,Carbonate (CaCO3)	ND	mg/L	5.0	5.0	1		02/19/24 18:47		
Alkalinity, Total as CaCO3	**286**	mg/L	5.0	5.0	1		02/19/24 18:47		
2540C Total Dissolved Solids	Analytical Method: SM 2540C-2015 Pace Analytical Services - Asheville								
Total Dissolved Solids	**382**	mg/L	25.0	25.0	1		02/18/24 14:55		
4500S2D Sulfide Water	Analytical Method: SM 4500-S2D-2011 Pace Analytical Services - Asheville								
Sulfide	**0.24**	mg/L	0.10	0.022	1		02/17/24 01:55	18496-25-8	
300.0 IC Anions 28 Days	Analytical Method: EPA 300.0 Rev 2.1 1993 Pace Analytical Services - Asheville								
Chloride	**27.8**	mg/L	1.0	0.60	1		02/16/24 04:01	16887-00-6	

This report shall not be reproduced, except in full,
without the written consent of Pace Analytical Services, LLC.

Pace Analytical Services, LLC
9800 Kincey Ave. Suite 100
Huntersville, NC 28078
(704)875-9092

ANALYTICAL RESULTS

Project: Plant Hammond Pooled Upgradien
Pace Project No.: 92713556

Sample: HAM-UGRD-FD-01 **Lab ID: 92713556006** Collected: 02/13/24 00:00 Received: 02/14/24 14:50 Matrix: Water

Parameters	Results	Units	Report Limit	MDL	DF	Prepared	Analyzed	CAS No.	Qual
300.0 IC Anions 28 Days	Analytical Method: EPA 300.0 Rev 2.1 1993 Pace Analytical Services - Asheville								
Fluoride	**1.5**	mg/L	0.10	0.050	1		02/16/24 04:01	16984-48-8	
Sulfate	**2.6**	mg/L	1.0	0.50	1		02/16/24 04:01	14808-79-8	

This report shall not be reproduced, except in full,
without the written consent of Pace Analytical Services, LLC.

Pace Analytical Services, LLC
9800 Kincey Ave. Suite 100
Huntersville, NC 28078
(704)875-9092

ANALYTICAL RESULTS

Project: Plant Hammond Pooled Upgradien
Pace Project No.: 92713556

Sample: HAM-UGRD-EB-01 **Lab ID: 92713556007** Collected: 02/13/24 13:05 Received: 02/14/24 14:50 Matrix: Water

Parameters	Results	Units	Report Limit	MDL	DF	Prepared	Analyzed	CAS No.	Qual
6010D ATL ICP	Analytical Method: EPA 6010D Preparation Method: EPA 3010A Pace Analytical Services - Peachtree Corners, GA								
Calcium	ND	mg/L	1.0	0.12	1	02/16/24 19:24	02/26/24 01:51	7440-70-2	
6020 MET ICPMS	Analytical Method: EPA 6020B Preparation Method: EPA 3005A Pace Analytical Services - Peachtree Corners, GA								
Antimony	ND	mg/L	0.0030	0.00054	1	02/17/24 05:35	02/20/24 16:20	7440-36-0	
Arsenic	ND	mg/L	0.0050	0.00084	1	02/17/24 05:35	02/20/24 16:20	7440-38-2	
Barium	ND	mg/L	0.0050	0.00047	1	02/17/24 05:35	02/20/24 16:20	7440-39-3	
Beryllium	ND	mg/L	0.00050	0.000094	1	02/17/24 05:35	02/20/24 16:20	7440-41-7	
Boron	ND	mg/L	0.040	0.012	1	02/17/24 05:35	02/20/24 16:20	7440-42-8	
Cadmium	ND	mg/L	0.00050	0.00010	1	02/17/24 05:35	02/20/24 16:20	7440-43-9	
Chromium	ND	mg/L	0.0050	0.0019	1	02/17/24 05:35	02/20/24 16:20	7440-47-3	
Cobalt	ND	mg/L	0.0050	0.00032	1	02/17/24 05:35	02/20/24 16:20	7440-48-4	
Lead	ND	mg/L	0.0010	0.00016	1	02/17/24 05:35	02/20/24 16:20	7439-92-1	
Lithium	ND	mg/L	0.030	0.0016	1	02/17/24 05:35	02/20/24 16:20	7439-93-2	
Molybdenum	ND	mg/L	0.010	0.00062	1	02/17/24 05:35	02/20/24 16:20	7439-98-7	
Selenium	ND	mg/L	0.0050	0.00096	1	02/17/24 05:35	02/20/24 16:20	7782-49-2	
Thallium	ND	mg/L	0.0010	0.00038	1	02/17/24 05:35	02/20/24 16:20	7440-28-0	
7470 Mercury	Analytical Method: EPA 7470A Preparation Method: EPA 7470A Pace Analytical Services - Peachtree Corners, GA								
Mercury	ND	mg/L	0.00020	0.00013	1	02/22/24 11:30	02/22/24 14:48	7439-97-6	
2540C Total Dissolved Solids	Analytical Method: SM 2540C-2015 Pace Analytical Services - Asheville								
Total Dissolved Solids	ND	mg/L	25.0	25.0	1		02/18/24 14:55		
300.0 IC Anions 28 Days	Analytical Method: EPA 300.0 Rev 2.1 1993 Pace Analytical Services - Asheville								
Chloride	ND	mg/L	1.0	0.60	1		02/15/24 23:28	16887-00-6	
Fluoride	ND	mg/L	0.10	0.050	1		02/15/24 23:28	16984-48-8	
Sulfate	ND	mg/L	1.0	0.50	1		02/15/24 23:28	14808-79-8	

This report shall not be reproduced, except in full,
without the written consent of Pace Analytical Services, LLC.

Pace Analytical Services, LLC
9800 Kincey Ave. Suite 100
Huntersville, NC 28078
(704)875-9092

ANALYTICAL RESULTS

Project: Plant Hammond Pooled Upgradien
Pace Project No.: 92713556

Sample: HAM-UGRD-FB-01 **Lab ID: 92713556008** Collected: 02/13/24 13:10 Received: 02/14/24 14:50 Matrix: Water

Parameters	Results	Units	Report Limit	MDL	DF	Prepared	Analyzed	CAS No.	Qual
6010D ATL ICP	Analytical Method: EPA 6010D Preparation Method: EPA 3010A Pace Analytical Services - Peachtree Corners, GA								
Calcium	ND	mg/L	1.0	0.12	1	02/16/24 19:24	02/26/24 01:56	7440-70-2	
6020 MET ICPMS	Analytical Method: EPA 6020B Preparation Method: EPA 3005A Pace Analytical Services - Peachtree Corners, GA								
Antimony	ND	mg/L	0.0030	0.00054	1	02/17/24 05:35	02/20/24 16:24	7440-36-0	
Arsenic	ND	mg/L	0.0050	0.00084	1	02/17/24 05:35	02/20/24 16:24	7440-38-2	
Barium	ND	mg/L	0.0050	0.00047	1	02/17/24 05:35	02/20/24 16:24	7440-39-3	
Beryllium	ND	mg/L	0.00050	0.000094	1	02/17/24 05:35	02/20/24 16:24	7440-41-7	
Boron	ND	mg/L	0.040	0.012	1	02/17/24 05:35	02/20/24 16:24	7440-42-8	
Cadmium	ND	mg/L	0.00050	0.00010	1	02/17/24 05:35	02/20/24 16:24	7440-43-9	
Chromium	ND	mg/L	0.0050	0.0019	1	02/17/24 05:35	02/20/24 16:24	7440-47-3	
Cobalt	ND	mg/L	0.0050	0.00032	1	02/17/24 05:35	02/20/24 16:24	7440-48-4	
Lead	ND	mg/L	0.0010	0.00016	1	02/17/24 05:35	02/20/24 16:24	7439-92-1	
Lithium	ND	mg/L	0.030	0.0016	1	02/17/24 05:35	02/20/24 16:24	7439-93-2	
Molybdenum	ND	mg/L	0.010	0.00062	1	02/17/24 05:35	02/20/24 16:24	7439-98-7	
Selenium	ND	mg/L	0.0050	0.00096	1	02/17/24 05:35	02/20/24 16:24	7782-49-2	
Thallium	ND	mg/L	0.0010	0.00038	1	02/17/24 05:35	02/20/24 16:24	7440-28-0	
7470 Mercury	Analytical Method: EPA 7470A Preparation Method: EPA 7470A Pace Analytical Services - Peachtree Corners, GA								
Mercury	ND	mg/L	0.00020	0.00013	1	02/22/24 11:30	02/22/24 14:56	7439-97-6	
2540C Total Dissolved Solids	Analytical Method: SM 2540C-2015 Pace Analytical Services - Asheville								
Total Dissolved Solids	ND	mg/L	25.0	25.0	1		02/18/24 14:55		
300.0 IC Anions 28 Days	Analytical Method: EPA 300.0 Rev 2.1 1993 Pace Analytical Services - Asheville								
Chloride	ND	mg/L	1.0	0.60	1		02/15/24 23:43	16887-00-6	
Fluoride	ND	mg/L	0.10	0.050	1		02/15/24 23:43	16984-48-8	
Sulfate	ND	mg/L	1.0	0.50	1		02/15/24 23:43	14808-79-8	

This report shall not be reproduced, except in full,
without the written consent of Pace Analytical Services, LLC.

Pace Analytical Services, LLC
9800 Kincey Ave. Suite 100
Huntersville, NC 28078
(704)875-9092

QUALITY CONTROL DATA

Project: Plant Hammond Pooled Upgradien
Pace Project No.: 92713556

QC Batch: 833074
QC Batch Method: EPA 3010A
Analysis Method: EPA 6010D
Analysis Description: 6010D ATL
Laboratory: Pace Analytical Services - Peachtree Corners, GA
Associated Lab Samples: 92713556001, 92713556002, 92713556003, 92713556004, 92713556005, 92713556006, 92713556007, 92713556008

METHOD BLANK: 4305116
Matrix: Water
Associated Lab Samples: 92713556001, 92713556002, 92713556003, 92713556004, 92713556005, 92713556006, 92713556007, 92713556008

Parameter	Units	Blank Result	Reporting Limit	MDL	Analyzed	Qualifiers
Calcium	mg/L	ND	1.0	0.12	02/26/24 00:48	
Iron	mg/L	ND	0.040	0.025	02/26/24 00:48	
Magnesium	mg/L	ND	0.050	0.012	02/26/24 00:48	
Manganese	mg/L	ND	0.040	0.011	02/26/24 00:48	
Potassium	mg/L	ND	0.50	0.15	02/26/24 00:48	
Sodium	mg/L	ND	1.0	0.58	02/26/24 00:48	

LABORATORY CONTROL SAMPLE: 4305117

Parameter	Units	Spike Conc.	LCS Result	LCS % Rec	% Rec Limits	Qualifiers
Calcium	mg/L	1	0.97J	97	80-120	
Iron	mg/L	1	1.1	106	80-120	
Magnesium	mg/L	1	1.0	102	80-120	
Manganese	mg/L	1	1.0	103	80-120	
Potassium	mg/L	1	1.0	104	80-120	
Sodium	mg/L	1	1.0	105	80-120	

MATRIX SPIKE & MATRIX SPIKE DUPLICATE: 4305118 4305119

Parameter	Units	92713556001 Result	MS Spike Conc.	MSD Spike Conc.	MS Result	MSD Result	MS % Rec	MSD % Rec	% Rec Limits	RPD	Max RPD	Qual
Calcium	mg/L	116	1	1	111	111	-492	-467	75-125	0	20	M1
Iron	mg/L	0.034J	1	1	1.0	1.0	100	99	75-125	0	20	
Magnesium	mg/L	4.8	1	1	5.5	5.6	72	77	75-125	1	20	M1
Manganese	mg/L	0.12	1	1	1.1	1.1	100	99	75-125	0	20	
Potassium	mg/L	0.59	1	1	1.6	1.7	106	107	75-125	1	20	
Sodium	mg/L	21.2	1	1	21.2	21.2	-6	0	75-125	0	20	M1

Results presented on this page are in the units indicated by the "Units" column except where an alternate unit is presented to the right of the result.

This report shall not be reproduced, except in full,
without the written consent of Pace Analytical Services, LLC.

Pace Analytical Services, LLC
9800 Kincey Ave. Suite 100
Huntersville, NC 28078
(704)875-9092

QUALITY CONTROL DATA

Project: Plant Hammond Pooled Upgradien
Pace Project No.: 92713556

QC Batch: 833075
QC Batch Method: EPA 3005A
Analysis Method: EPA 6020B
Analysis Description: 6020 MET
Laboratory: Pace Analytical Services - Peachtree Corners, GA
Associated Lab Samples: 92713556001, 92713556002, 92713556003, 92713556004, 92713556005, 92713556006, 92713556007, 92713556008

METHOD BLANK: 4305133
Matrix: Water
Associated Lab Samples: 92713556001, 92713556002, 92713556003, 92713556004, 92713556005, 92713556006, 92713556007, 92713556008

Parameter	Units	Blank Result	Reporting Limit	MDL	Analyzed	Qualifiers
Antimony	mg/L	ND	0.0030	0.00054	02/20/24 15:31	
Arsenic	mg/L	ND	0.0050	0.00084	02/20/24 15:31	
Barium	mg/L	ND	0.0050	0.00047	02/20/24 15:31	
Beryllium	mg/L	ND	0.00050	0.000094	02/20/24 15:31	
Boron	mg/L	ND	0.040	0.012	02/20/24 15:31	
Cadmium	mg/L	ND	0.00050	0.00010	02/20/24 15:31	
Chromium	mg/L	ND	0.0050	0.0019	02/20/24 15:31	
Cobalt	mg/L	ND	0.0050	0.00032	02/20/24 15:31	
Lead	mg/L	ND	0.0010	0.00016	02/20/24 15:31	
Lithium	mg/L	ND	0.030	0.0016	02/20/24 15:31	
Molybdenum	mg/L	ND	0.010	0.00062	02/20/24 15:31	
Selenium	mg/L	ND	0.0050	0.00096	02/20/24 15:31	
Thallium	mg/L	ND	0.0010	0.00038	02/20/24 15:31	

LABORATORY CONTROL SAMPLE: 4305134

Parameter	Units	Spike Conc.	LCS Result	LCS % Rec	% Rec Limits	Qualifiers
Antimony	mg/L	0.1	0.10	105	80-120	
Arsenic	mg/L	0.1	0.10	102	80-120	
Barium	mg/L	0.1	0.098	98	80-120	
Beryllium	mg/L	0.1	0.10	100	80-120	
Boron	mg/L	1	0.98	98	80-120	
Cadmium	mg/L	0.1	0.10	102	80-120	
Chromium	mg/L	0.1	0.10	100	80-120	
Cobalt	mg/L	0.1	0.10	101	80-120	
Lead	mg/L	0.1	0.10	104	80-120	
Lithium	mg/L	0.1	0.10	101	80-120	
Molybdenum	mg/L	0.1	0.10	101	80-120	
Selenium	mg/L	0.1	0.10	100	80-120	
Thallium	mg/L	0.1	0.10	102	80-120	

MATRIX SPIKE & MATRIX SPIKE DUPLICATE: 4305135 4305136

Parameter	Units	92713556005 Result	MS Spike Conc.	MSD Spike Conc.	MS Result	MSD Result	MS % Rec	MSD % Rec	% Rec Limits	RPD	Max RPD	Qual
Antimony	mg/L	ND	0.1	0.1	0.11	0.11	105	105	75-125	0	20	

Results presented on this page are in the units indicated by the "Units" column except where an alternate unit is presented to the right of the result.

REPORT OF LABORATORY ANALYSIS

This report shall not be reproduced, except in full,
without the written consent of Pace Analytical Services, LLC.

Pace Analytical Services, LLC
9800 Kincey Ave. Suite 100
Huntersville, NC 28078
(704)875-9092

QUALITY CONTROL DATA

Project: Plant Hammond Pooled Upgradien
Pace Project No.: 92713556

MATRIX SPIKE & MATRIX SPIKE DUPLICATE: 4305135 4305136

Parameter	Units	92713556005 Result	MS Spike Conc.	MSD Spike Conc.	MS Result	MSD Result	MS % Rec	MSD % Rec	% Rec Limits	RPD	Max RPD	Qual
Arsenic	mg/L	0.0014J	0.1	0.1	0.10	0.10	101	100	75-125	1	20	
Barium	mg/L	0.12	0.1	0.1	0.21	0.22	94	94	75-125	0	20	
Beryllium	mg/L	ND	0.1	0.1	0.095	0.095	95	95	75-125	0	20	
Boron	mg/L	0.49	1	1	1.5	1.5	98	99	75-125	0	20	
Cadmium	mg/L	ND	0.1	0.1	0.10	0.10	100	101	75-125	0	20	
Chromium	mg/L	ND	0.1	0.1	0.10	0.10	101	100	75-125	0	20	
Cobalt	mg/L	ND	0.1	0.1	0.10	0.098	101	98	75-125	3	20	
Lead	mg/L	ND	0.1	0.1	0.097	0.098	97	98	75-125	1	20	
Lithium	mg/L	0.088	0.1	0.1	0.18	0.19	95	97	75-125	1	20	
Molybdenum	mg/L	0.0018J	0.1	0.1	0.10	0.10	102	102	75-125	1	20	
Selenium	mg/L	ND	0.1	0.1	0.098	0.099	98	99	75-125	0	20	
Thallium	mg/L	ND	0.1	0.1	0.096	0.097	96	97	75-125	1	20	

Results presented on this page are in the units indicated by the "Units" column except where an alternate unit is presented to the right of the result.

This report shall not be reproduced, except in full,
without the written consent of Pace Analytical Services, LLC.

Pace Analytical Services, LLC
9800 Kincey Ave. Suite 100
Huntersville, NC 28078
(704)875-9092

QUALITY CONTROL DATA

Project: Plant Hammond Pooled Upgradien
Pace Project No.: 92713556

QC Batch: 834203
QC Batch Method: EPA 7470A
Analysis Method: EPA 7470A
Analysis Description: 7470 Mercury
Laboratory: Pace Analytical Services - Peachtree Corners, GA
Associated Lab Samples: 92713556001, 92713556002, 92713556003, 92713556004, 92713556005, 92713556006, 92713556007, 92713556008

METHOD BLANK: 4310145
Matrix: Water
Associated Lab Samples: 92713556001, 92713556002, 92713556003, 92713556004, 92713556005, 92713556006, 92713556007, 92713556008

Parameter	Units	Blank Result	Reporting Limit	MDL	Analyzed	Qualifiers
Mercury	mg/L	ND	0.00020	0.00013	02/22/24 14:11	

LABORATORY CONTROL SAMPLE: 4310146

Parameter	Units	Spike Conc.	LCS Result	LCS % Rec	% Rec Limits	Qualifiers
Mercury	mg/L	0.0025	0.0024	95	80-120	

MATRIX SPIKE & MATRIX SPIKE DUPLICATE: 4310147 4310148

Parameter	Units	92713556002 Result	MS Spike Conc.	MSD Spike Conc.	MS Result	MSD Result	MS % Rec	MSD % Rec	% Rec Limits	RPD	Max RPD	Qual
Mercury	mg/L	ND	0.0025	0.0025	0.0024	0.0024	95	95	75-125	0	20	

Results presented on this page are in the units indicated by the "Units" column except where an alternate unit is presented to the right of the result.

This report shall not be reproduced, except in full,
without the written consent of Pace Analytical Services, LLC.

Pace Analytical Services, LLC
9800 Kincey Ave. Suite 100
Huntersville, NC 28078
(704)875-9092

QUALITY CONTROL DATA

Project: Plant Hammond Pooled Upgradien
Pace Project No.: 92713556

QC Batch: 833295
QC Batch Method: SM 2320B-2011
Analysis Method: SM 2320B-2011
Analysis Description: 2320B Alkalinity
Laboratory: Pace Analytical Services - Asheville
Associated Lab Samples: 92713556001, 92713556002, 92713556003, 92713556004, 92713556005, 92713556006

METHOD BLANK: 4305949
Matrix: Water
Associated Lab Samples: 92713556001, 92713556002, 92713556003, 92713556004, 92713556005, 92713556006

Parameter	Units	Blank Result	Reporting Limit	MDL	Analyzed	Qualifiers
Alkalinity, Total as CaCO3	mg/L	ND	5.0	5.0	02/19/24 15:03	
Alkalinity,Bicarbonate (CaCO3)	mg/L	ND	5.0	5.0	02/19/24 15:03	
Alkalinity,Carbonate (CaCO3)	mg/L	ND	5.0	5.0	02/19/24 15:03	

LABORATORY CONTROL SAMPLE: 4305950

Parameter	Units	Spike Conc.	LCS Result	LCS % Rec	% Rec Limits	Qualifiers
Alkalinity, Total as CaCO3	mg/L	50	50.6	101	80-120	

LABORATORY CONTROL SAMPLE: 4305951

Parameter	Units	Spike Conc.	LCS Result	LCS % Rec	% Rec Limits	Qualifiers
Alkalinity, Total as CaCO3	mg/L	50	52.1	104	80-120	

MATRIX SPIKE & MATRIX SPIKE DUPLICATE: 4305952 4305953

Parameter	Units	92713311035 Result	MS Spike Conc.	MSD Spike Conc.	MS Result	MSD Result	MS % Rec	MSD % Rec	% Rec Limits	RPD	Max RPD	Qual
Alkalinity, Total as CaCO3	mg/L	ND	50	50	51.1	51.1	101	101	80-120	0	25	

MATRIX SPIKE & MATRIX SPIKE DUPLICATE: 4305954 4305955

Parameter	Units	92713311036 Result	MS Spike Conc.	MSD Spike Conc.	MS Result	MSD Result	MS % Rec	MSD % Rec	% Rec Limits	RPD	Max RPD	Qual
Alkalinity, Total as CaCO3	mg/L	ND	50	50	51.9	50.2	103	99	80-120	3	25	

Results presented on this page are in the units indicated by the "Units" column except where an alternate unit is presented to the right of the result.

REPORT OF LABORATORY ANALYSIS

This report shall not be reproduced, except in full,
without the written consent of Pace Analytical Services, LLC.

Pace Analytical Services, LLC
9800 Kincey Ave. Suite 100
Huntersville, NC 28078
(704)875-9092

QUALITY CONTROL DATA

Project: Plant Hammond Pooled Upgradien
Pace Project No.: 92713556

QC Batch: 833242
QC Batch Method: SM 2540C-2015
Analysis Method: SM 2540C-2015
Analysis Description: 2540C Total Dissolved Solids
Laboratory: Pace Analytical Services - Asheville
Associated Lab Samples: 92713556001, 92713556002, 92713556003, 92713556004, 92713556005, 92713556006, 92713556007, 92713556008

METHOD BLANK: 4305777
Matrix: Water
Associated Lab Samples: 92713556001, 92713556002, 92713556003, 92713556004, 92713556005, 92713556006, 92713556007, 92713556008

Parameter	Units	Blank Result	Reporting Limit	MDL	Analyzed	Qualifiers
Total Dissolved Solids	mg/L	ND	25.0	25.0	02/18/24 14:53	

LABORATORY CONTROL SAMPLE: 4305778

Parameter	Units	Spike Conc.	LCS Result	LCS % Rec	% Rec Limits	Qualifiers
Total Dissolved Solids	mg/L	250	268	107	90-110	

SAMPLE DUPLICATE: 4305779

Parameter	Units	92713311026 Result	Dup Result	RPD	Max RPD	Qualifiers
Total Dissolved Solids	mg/L	531	523	2	25	

SAMPLE DUPLICATE: 4305780

Parameter	Units	92713556001 Result	Dup Result	RPD	Max RPD	Qualifiers
Total Dissolved Solids	mg/L	402	402	0	25	

Results presented on this page are in the units indicated by the "Units" column except where an alternate unit is presented to the right of the result.

This report shall not be reproduced, except in full,
without the written consent of Pace Analytical Services, LLC.

Pace Analytical Services, LLC
9800 Kincey Ave. Suite 100
Huntersville, NC 28078
(704)875-9092

QUALITY CONTROL DATA

Project: Plant Hammond Pooled Upgradien
Pace Project No.: 92713556

QC Batch: 833117
QC Batch Method: SM 4500-S2D-2011
Analysis Method: SM 4500-S2D-2011
Analysis Description: 4500S2D Sulfide Water
Laboratory: Pace Analytical Services - Asheville
Associated Lab Samples: 92713556001, 92713556002, 92713556003, 92713556004, 92713556005, 92713556006

METHOD BLANK: 4305491
Matrix: Water
Associated Lab Samples: 92713556001, 92713556002, 92713556003, 92713556004, 92713556005, 92713556006

Parameter	Units	Blank Result	Reporting Limit	MDL	Analyzed	Qualifiers
Sulfide	mg/L	ND	0.10	0.022	02/17/24 01:52	

LABORATORY CONTROL SAMPLE: 4305492

Parameter	Units	Spike Conc.	LCS Result	LCS % Rec	% Rec Limits	Qualifiers
Sulfide	mg/L	0.5	0.52	104	80-120	

MATRIX SPIKE & MATRIX SPIKE DUPLICATE: 4305493 4305494

Parameter	Units	92713556001 Result	MS Spike Conc.	MSD Spike Conc.	MS Result	MSD Result	MS % Rec	MSD % Rec	% Rec Limits	RPD	Max RPD	Qual
Sulfide	mg/L	ND	0.5	0.5	0.47	0.55	94	111	80-120	16	10	R1

MATRIX SPIKE & MATRIX SPIKE DUPLICATE: 4305519 4305520

Parameter	Units	92713565004 Result	MS Spike Conc.	MSD Spike Conc.	MS Result	MSD Result	MS % Rec	MSD % Rec	% Rec Limits	RPD	Max RPD	Qual
Sulfide	mg/L	ND	0.5	0.5	0.49	0.54	98	107	80-120	9	10	

Results presented on this page are in the units indicated by the "Units" column except where an alternate unit is presented to the right of the result.

This report shall not be reproduced, except in full,
without the written consent of Pace Analytical Services, LLC.

Pace Analytical Services, LLC
9800 Kincey Ave. Suite 100
Huntersville, NC 28078
(704)875-9092

QUALITY CONTROL DATA

Project: Plant Hammond Pooled Upgradien
Pace Project No.: 92713556

QC Batch: 832724
QC Batch Method: EPA 300.0 Rev 2.1 1993
Analysis Method: EPA 300.0 Rev 2.1 1993
Analysis Description: 300.0 IC Anions
Laboratory: Pace Analytical Services - Asheville
Associated Lab Samples: 92713556001, 92713556002, 92713556003, 92713556004, 92713556005, 92713556006, 92713556007, 92713556008

METHOD BLANK: 4303397 Matrix: Water
Associated Lab Samples: 92713556001, 92713556002, 92713556003, 92713556004, 92713556005, 92713556006, 92713556007, 92713556008

Parameter	Units	Blank Result	Reporting Limit	MDL	Analyzed	Qualifiers
Chloride	mg/L	ND	1.0	0.60	02/15/24 22:02	
Fluoride	mg/L	ND	0.10	0.050	02/15/24 22:02	
Sulfate	mg/L	ND	1.0	0.50	02/15/24 22:02	

LABORATORY CONTROL SAMPLE: 4303398

Parameter	Units	Spike Conc.	LCS Result	LCS % Rec	% Rec Limits	Qualifiers
Chloride	mg/L	50	49.8	100	90-110	
Fluoride	mg/L	2.5	2.6	103	90-110	
Sulfate	mg/L	50	50.4	101	90-110	

MATRIX SPIKE & MATRIX SPIKE DUPLICATE: 4303399 4303400

Parameter	Units	92713556001 Result	MS Spike Conc.	MSD Spike Conc.	MS Result	MSD Result	MS % Rec	MSD % Rec	% Rec Limits	RPD	Max RPD	Qual
Chloride	mg/L	10.0	50	50	59.2	60.8	98	102	90-110	3	10	
Fluoride	mg/L	0.071J	2.5	2.5	2.9	3.0	114	118	90-110	3	10	M1
Sulfate	mg/L	50.4	50	50	92.0	94.1	83	87	90-110	2	10	M1

MATRIX SPIKE & MATRIX SPIKE DUPLICATE: 4303401 4303402

Parameter	Units	92713565002 Result	MS Spike Conc.	MSD Spike Conc.	MS Result	MSD Result	MS % Rec	MSD % Rec	% Rec Limits	RPD	Max RPD	Qual
Chloride	mg/L	1.8	50	50	51.5	53.2	99	103	90-110	3	10	
Fluoride	mg/L	0.059J	2.5	2.5	2.8	2.9	111	115	90-110	4	10	M1
Sulfate	mg/L	21.8	50	50	72.4	74.0	101	104	90-110	2	10	

Results presented on this page are in the units indicated by the "Units" column except where an alternate unit is presented to the right of the result.

REPORT OF LABORATORY ANALYSIS

This report shall not be reproduced, except in full,
without the written consent of Pace Analytical Services, LLC.

Pace Analytical Services, LLC
9800 Kincey Ave. Suite 100
Huntersville, NC 28078
(704)875-9092

QUALIFIERS

Project: Plant Hammond Pooled Upgradien
Pace Project No.: 92713556

DEFINITIONS

DF - Dilution Factor, if reported, represents the factor applied to the reported data due to dilution of the sample aliquot.

ND - Not Detected at or above adjusted reporting limit.

TNTC - Too Numerous To Count

J - Estimated concentration above the adjusted method detection limit and below the adjusted reporting limit.

MDL - Adjusted Method Detection Limit.

PQL - Practical Quantitation Limit.

RL - Reporting Limit - The lowest concentration value that meets project requirements for quantitative data with known precision and bias for a specific analyte in a specific matrix.

S - Surrogate

1,2-Diphenylhydrazine decomposes to and cannot be separated from Azobenzene using Method 8270. The result for each analyte is a combined concentration.

Consistent with EPA guidelines, unrounded data are displayed and have been used to calculate % recovery and RPD values.

LCS(D) - Laboratory Control Sample (Duplicate)

MS(D) - Matrix Spike (Duplicate)

DUP - Sample Duplicate

RPD - Relative Percent Difference

NC - Not Calculable.

SG - Silica Gel - Clean-Up

U - Indicates the compound was analyzed for, but not detected.

Acid preservation may not be appropriate for 2 Chloroethylvinyl ether.

A separate vial preserved to a pH of 4-5 is recommended in SW846 Chapter 4 for the analysis of Acrolein and Acrylonitrile by EPA Method 8260.

N-Nitrosodiphenylamine decomposes and cannot be separated from Diphenylamine using Method 8270. The result reported for each analyte is a combined concentration.

Reported results are not rounded until the final step prior to reporting. Therefore, calculated parameters that are typically reported as "Total" may vary slightly from the sum of the reported component parameters.

Pace Analytical is TNI accredited. Contact your Pace PM for the current list of accredited analytes.

TNI - The NELAC Institute.

ANALYTE QUALIFIERS

M1	Matrix spike recovery exceeded QC limits. Batch accepted based on laboratory control sample (LCS) recovery.
R1	RPD value was outside control limits.

This report shall not be reproduced, except in full,
without the written consent of Pace Analytical Services, LLC.

Pace Analytical Services, LLC
9800 Kincey Ave. Suite 100
Huntersville, NC 28078
(704)875-9092

QUALITY CONTROL DATA CROSS REFERENCE TABLE

Project: Plant Hammond Pooled Upgradien
Pace Project No.: 92713556

Lab ID	Sample ID	QC Batch Method	QC Batch	Analytical Method	Analytical Batch
92713556001	**HAM-HGWA-1**	EPA 3010A	833074	EPA 6010D	833112
92713556002	**HAM-HGWA-2**	EPA 3010A	833074	EPA 6010D	833112
92713556003	**HAM-HGWA-3**	EPA 3010A	833074	EPA 6010D	833112
92713556004	**HAM-HGWA-43D**	EPA 3010A	833074	EPA 6010D	833112
92713556005	**HAM-HGWA-44D**	EPA 3010A	833074	EPA 6010D	833112
92713556006	**HAM-UGRD-FD-01**	EPA 3010A	833074	EPA 6010D	833112
92713556007	**HAM-UGRD-EB-01**	EPA 3010A	833074	EPA 6010D	833112
92713556008	**HAM-UGRD-FB-01**	EPA 3010A	833074	EPA 6010D	833112
92713556001	**HAM-HGWA-1**	EPA 3005A	833075	EPA 6020B	833154
92713556002	**HAM-HGWA-2**	EPA 3005A	833075	EPA 6020B	833154
92713556003	**HAM-HGWA-3**	EPA 3005A	833075	EPA 6020B	833154
92713556004	**HAM-HGWA-43D**	EPA 3005A	833075	EPA 6020B	833154
92713556005	**HAM-HGWA-44D**	EPA 3005A	833075	EPA 6020B	833154
92713556006	**HAM-UGRD-FD-01**	EPA 3005A	833075	EPA 6020B	833154
92713556007	**HAM-UGRD-EB-01**	EPA 3005A	833075	EPA 6020B	833154
92713556008	**HAM-UGRD-FB-01**	EPA 3005A	833075	EPA 6020B	833154
92713556001	**HAM-HGWA-1**	EPA 7470A	834203	EPA 7470A	834267
92713556002	**HAM-HGWA-2**	EPA 7470A	834203	EPA 7470A	834267
92713556003	**HAM-HGWA-3**	EPA 7470A	834203	EPA 7470A	834267
92713556004	**HAM-HGWA-43D**	EPA 7470A	834203	EPA 7470A	834267
92713556005	**HAM-HGWA-44D**	EPA 7470A	834203	EPA 7470A	834267
92713556006	**HAM-UGRD-FD-01**	EPA 7470A	834203	EPA 7470A	834267
92713556007	**HAM-UGRD-EB-01**	EPA 7470A	834203	EPA 7470A	834267
92713556008	**HAM-UGRD-FB-01**	EPA 7470A	834203	EPA 7470A	834267
92713556001	**HAM-HGWA-1**	SM 2320B-2011	833295		
92713556002	**HAM-HGWA-2**	SM 2320B-2011	833295		
92713556003	**HAM-HGWA-3**	SM 2320B-2011	833295		
92713556004	**HAM-HGWA-43D**	SM 2320B-2011	833295		
92713556005	**HAM-HGWA-44D**	SM 2320B-2011	833295		
92713556006	**HAM-UGRD-FD-01**	SM 2320B-2011	833295		
92713556001	**HAM-HGWA-1**	SM 2540C-2015	833242		
92713556002	**HAM-HGWA-2**	SM 2540C-2015	833242		
92713556003	**HAM-HGWA-3**	SM 2540C-2015	833242		
92713556004	**HAM-HGWA-43D**	SM 2540C-2015	833242		
92713556005	**HAM-HGWA-44D**	SM 2540C-2015	833242		
92713556006	**HAM-UGRD-FD-01**	SM 2540C-2015	833242		
92713556007	**HAM-UGRD-EB-01**	SM 2540C-2015	833242		
92713556008	**HAM-UGRD-FB-01**	SM 2540C-2015	833242		
92713556001	**HAM-HGWA-1**	SM 4500-S2D-2011	833117		
92713556002	**HAM-HGWA-2**	SM 4500-S2D-2011	833117		
92713556003	**HAM-HGWA-3**	SM 4500-S2D-2011	833117		
92713556004	**HAM-HGWA-43D**	SM 4500-S2D-2011	833117		
92713556005	**HAM-HGWA-44D**	SM 4500-S2D-2011	833117		
92713556006	**HAM-UGRD-FD-01**	SM 4500-S2D-2011	833117		
92713556001	**HAM-HGWA-1**	EPA 300.0 Rev 2.1 1993	832724		
92713556002	**HAM-HGWA-2**	EPA 300.0 Rev 2.1 1993	832724		

This report shall not be reproduced, except in full,
without the written consent of Pace Analytical Services, LLC.

Pace Analytical Services, LLC
9800 Kincey Ave. Suite 100
Huntersville, NC 28078
(704)875-9092

QUALITY CONTROL DATA CROSS REFERENCE TABLE

Project: Plant Hammond Pooled Upgradien
Pace Project No.: 92713556

Lab ID	Sample ID	QC Batch Method	QC Batch	Analytical Method	Analytical Batch
92713556003	**HAM-HGWA-3**	EPA 300.0 Rev 2.1 1993	832724		
92713556004	**HAM-HGWA-43D**	EPA 300.0 Rev 2.1 1993	832724		
92713556005	**HAM-HGWA-44D**	EPA 300.0 Rev 2.1 1993	832724		
92713556006	**HAM-UGRD-FD-01**	EPA 300.0 Rev 2.1 1993	832724		
92713556007	**HAM-UGRD-EB-01**	EPA 300.0 Rev 2.1 1993	832724		
92713556008	**HAM-UGRD-FB-01**	EPA 300.0 Rev 2.1 1993	832724		

This report shall not be reproduced, except in full,
without the written consent of Pace Analytical Services, LLC.

Pace	DC#_Title: ENV-FRM-HUN1-0083 v03_Sample Condition Upon Receipt
	Effective Date: 12/01/2023

atory receiving samples:
eville ☐ **Eden** ☐ **Greenwood** ☐ **Huntersville** ☐ **Raleigh** ☐ **Mechanicsville** ☐ **Atlanta** ☑ **Kernersville** ☐

mple Condition pon Receipt **Client Name:** Ga Power **Project #:** **WO# : 92713556**

92713556

er: ☐Fed Ex ☐UPS ☐USPS ☐Client
ommercial ☑Pace ☐Other:____

dy Seal Present? ☑Yes ☐No **Seals Intact?** ☑Yes ☐No ☐N/A

Date/Initials Person Examining Contents: 7/14/24

ng Material: ☑Bubble Wrap ☐Bubble Bags ☐None ☐ Other

Biological Tissue Frozen? ☐Yes ☐No ☑N/A

nometer: ☑IR Gun ID: 730 **Type of Ice:** ☑Wet ☐Blue ☐None

er Temp: 33 **Correction Factor:** Add/Subtract (°C) +0.1

Temp should be above freezing to 6°C
☐Samples out of temp criteria. Samples on ice, cooling proce has begun

er Temp Corrected (°C): 3.4

A Regulated Soil (☐ N/A, water sample)
id samples originate in a quarantine zone within the United States: CA, NY, or SC
:heck maps)? ☐Yes ☐No

Did samples originate from a foreign source (internationally, including Hawaii and Puerto Rico)? ☐Yes ☐No

				Comments/Discrepancy:
Chain of Custody Present?	☑Yes	☐No	☐N/A	1.
Samples Arrived within Hold Time?	☑Yes	☐No	☐N/A	2.
Short Hold Time Analysis (<72 hr.)?	☐Yes	☑No	☐N/A	3.
Rush Turn Around Time Requested?	☐Yes	☑No	☐N/A	4.
Sufficient Volume?	☑Yes	☐No	☐N/A	5.
Correct Containers Used?	☑Yes	☐No	☐N/A	6.
-Pace Containers Used?	☑Yes	☐No	☐N/A	
Containers Intact?	☑Yes	☐No	☐N/A	7.
Dissolved analysis: Samples Field Filtered?	☐Yes	☐No	☑N/A	8.
Sample Labels Match COC?	☑Yes	☐No	☐N/A	9.
-Includes Date/Time/ID/Analysis Matrix: Ind				
Headspace in VOA Vials (>5-6mm)?	☐Yes	☐No	☑N/A	10.
Trip Blank Present?	☐Yes	☐No	☑N/A	11.
Trip Blank Custody Seals Present?	☐Yes	☐No	☐N/A	

MENTS/SAMPLE DISCREPANCY **Field Data Required?** ☐Yes ☐No

Lot ID of split containers:

T NOTIFICATION/RESOLUTION

son contacted: _____ Date/Time: _____

Project Manager SCURF Review: _____ **Date:** _____

Project Manager SRF Review: _____ **Date:** _____

eck mark top half of box if pH and/or dechlorination is verified and
:hin the acceptance range for preservation samples.
ptions: VOA, Coliform, TOC, Oil and Grease, DRO/8015 (water) DOC, LLHg

ottom half of box is to list number of bottles
Check all unpreserved Nitrates for chlorine

Project #

WO# : 92713556

PM: BV Due Date: 02/29/24
CLIENT: 92- GP-HAM

BP4U-125 mL Plastic Unpreserved (N/A) (Cl-)	BP3U-250 mL Plastic Unpreserved (N/A)	BP2U-500 mL Plastic Unpreserved (N/A)	BP1U-1 liter Plastic Unpreserved (N/A)	BP4S-125 mL Plastic H2SO4 (pH < 2) (Cl-)	BP3N-250 mL plastic HNO3 (pH < 2)	BP4Z-125 mL Plastic ZN Acetate & NaOH (>9)	BP4B-125 mL Plastic NaOH (pH > 12) (Cl-)	WGFU-Wide-mouthed Glass jar Unpreserved	AG1U-1 liter Amber Unpreserved (N/A) (Cl-)	AG1H-1 liter Amber HCl (pH < 2)	AG3U-250 mL Amber Unpreserved (N/A) (Cl-)	AG1S-1 liter Amber H2SO4 (pH < 2)	AG3S-250 mL Amber H2SO4 (pH < 2)	DG94-40 mL Amber NH4Cl (N/A)(Cl-)	DG9H-40 mL VOA HCl (N/A)	VG9T-40 mL VOA Na2S2O3 (N/A)	VG9U-40 mL VOA Unpreserved (N/A)	DG9V-40 mL VOA H3PO4 (N/A)	KP7U-50 mL Plastic Unpreserved (N/A)	V/GK (3 vials per kit)-VPH/Gas kit (N/A)	SP5T-125 mL Sterile Plastic (N/A – lab)	SP2T-250 mL Sterile Plastic (N/A – lab)	BPIN	BP3R-250 mL Plastic (NH2)2SO4 (9.3-9.7)	AG0U-100 mL Amber Unpreserved (N/A) (Cl-)	VSGU-20 mL Scintillation vials (N/A)	DG9U-40 mL Amber Unpreserved vials (N/A)
	2	1			1	1																		X			
	2	1			1	1																		X			
	2	1			1	1																		X			
	2	1			1	1																		X			
	2	1			1	1																		X			
	2	1			1	1																		X			
	1	1			1																			X			
	1	1			1																			2			

pH Adjustment Log for Preserved Samples

ample ID	Type of Preservative	pH upon receipt	Date preservation adjusted	Time preservation adjusted	Amount of Preservative added	Lot #

:e: Whenever there is a discrepancy affecting North Carolina compliance samples, a copy of this form will be sent to the North Carolina DENR Certification Office (i.e. : of hold, incorrect preservative, out of temp, incorrect containers.

Pace Analytical
www.pacelabs.com

The Chain-of-Custody is a LEGAL DOCUMENT. All relevant fields must be completed accurately.

Page: 1 of 1

Section A Required Client Information:

Company:	GA Power
Address:	Atlanta, GA
Email To:	SCS Contacts
Phone:	Fax:
Requested Due Date/TAT:	10 Day

Section B Required Project Information:

Report To:	SCS Contacts
Copy To:	Geosyntec Contacts
Purchase Order No.:	
Project Name:	Plant Hammond Pooled Upgradient
Project Number:	

Section C Invoice Information:

Attention:	Southern Co.
Company Name:	
Address:	
Pace Quote Reference:	
Pace Project Manager:	Bonnie Vang
Pace Profile #:	10839

REGULATORY AGENCY

☐ NPDES ☐ GROUND WATER ☐ DRINKING WATER
☐ UST ☐ RCRA ☑ OTHER CCR

Site Location STATE: GA

Section D Required Client Information

Valid Matrix Codes

MATRIX	CODE
DRINKING WATER	DW
WATER	WT
WASTE WATER	WW
PRODUCT	P
SOIL/SOLID	SL
OIL	OL
WIPE	WP
AIR	AR
OTHER	OT
TISSUE	TS

SAMPLE ID (A-Z, 0-9 / ,-) Sample IDs MUST BE UNIQUE

Requested Analysis Filtered (Y/N)

ITEM #	SAMPLE ID	MATRIX CODE (see valid codes to left)	SAMPLE TYPE (G=GRAB C=COMP)	COLLECTED COMPOSITE DATE	COLLECTED COMPOSITE TIME	COLLECTED COMPOSITE DATE	COLLECTED COMPOSITE TIME	SAMPLE TEMP AT COLLECTION	# OF CONTAINERS	Preservatives: Unpreserved	H_2SO_4	HNO_3	HCl	NaOH	$Na_2S_2O_3$	Methanol	Other	Analysis Test (Y/N)	Chloride, Fluoride, Sulfate (N)	Full App. III and IV metals (N)	RAD 226/228 (N)	TDS (N)	Major Ions (Profile 10839-2)	Residual Chlorine (Y/N)	Pace Project No./ Lab I.D. 92713556
1	HAM-HGWA-1	WG	G	2/13/24	1838			15	7	3		3					1		X	X	X	X	X	N	001
2	HAM-HGWA-2	WG	G	2/13/24	1530		TK 2/13/24	17	7	3		3					1		X	X	X	X	X	N	002
3	HAM-HGWA-3	WG	G	2/13/24	1358			17	7	3		3					1		X	X	X	X	X	N	003
4	HAM-HGWA-43D	WG	G	02/13/24	1109			18	7	3		3					1		X	X	X	X	X	N	004
5	HAM-HGWA-44D	WG	G	2/13/24	1151			16	7	3		3					1		X	X	X	X	X	N	005
6	HAM-UGRD-FD-01	WG	G	2/13/24	0000			16	7	3		3					1		X	X	X	X	X	N	006
7	HAM-UGRD-EB-01	WG	G	2/13/24	1305			16	5			3							X	X	X	X	X	N	007
8	HAM-UGRD-FB-01	WG	G	2/13/24	1310			16	5			3							X	X	X	X	X	N	008
9						TK 2/13/24																			Last Sample
10																									
11																									
12																									

ADDITIONAL COMMENTS	RELINQUISHED BY / AFFILIATION	DATE	TIME	ACCEPTED BY / AFFILIATION	DATE	TIME	SAMPLE CONDITIONS
Task Code: HAM-CCR-ASSMT-2024S1	Anthony Grant / Geosyntec	2-14-2024	1230	Ryan Williams / Pace	2/14/2024	1230	
	Ryan Williams / Pace	2/14/2024	1450	[illegible]	2/14	1450	

SAMPLER NAME AND SIGNATURE

PRINT Name of SAMPLER: [illegible] / Geosyntec Consultants, Inc

SIGNATURE of SAMPLER: [illegible] DATE Signed (MM/DD/YY):

Temp in °C | Received on Ice (Y/N) | Custody Sealed Cooler (Y/N) | Samples Intact (Y/N)

Pace Analytical Services, LLC
9800 Kincey Ave. Suite 100
Huntersville, NC 28078
(704)875-9092

March 07, 2024

Kristen Jurinko
Southern Company
241 Ralph McGill Blvd NE
Bin 10160
Atlanta, GA 30308

RE: Project: Plant Hammond Pooled Upgra-RAD
Pace Project No.: 92713558

Dear Kristen Jurinko:

Enclosed are the analytical results for sample(s) received by the laboratory on February 14, 2024. The results relate only to the samples included in this report. Results reported herein conform to the applicable TNI/NELAC Standards and the laboratory's Quality Manual, where applicable, unless otherwise noted in the body of the report.

The test results provided in this final report were generated by each of the following laboratories within the Pace Network:

- Pace Analytical Services - Greensburg

If you have any questions concerning this report, please feel free to contact me.

Sincerely,

Bonnie Vang

Bonnie Vang
bonnie.vang@pacelabs.com
704-977-0968
Project Manager

Enclosures

cc: Kip Gray, Geosyntec
Christine Hug, Geosyntec Consultants, Inc.
Thomas Kessler, Geosyntec Consultants
Whitney Law, Geosyntec Consultants
Laura Midkiff, Southern Company
Caroline Nelson, Geosyntec Consultants, Inc
Anthony Szwast, Geosyntec Consultants

REPORT OF LABORATORY ANALYSIS

This report shall not be reproduced, except in full,
without the written consent of Pace Analytical Services, LLC.

Pace Analytical Services, LLC
9800 Kincey Ave. Suite 100
Huntersville, NC 28078
(704)875-9092

CERTIFICATIONS

Project: Plant Hammond Pooled Upgra-RAD
Pace Project No.: 92713558

Pace Analytical Services Pennsylvania
1638 Roseytown Rd Suites 2,3&4, Greensburg, PA 15601
ANAB DOD-ELAP Rad Accreditation #: L2417
ANABISO/IEC 17025:2017 Rad Cert#: L24170
Alabama Certification #: 41590
Arizona Certification #: AZ0734
Arkansas Certification
California Certification #: 2950
Colorado Certification #: PA01547
Connecticut Certification #: PH-0694
EPA Region 4 DW Rad
Florida/TNI Certification #: E87683
Georgia Certification #: C040
Guam Certification
Hawaii Certification
Idaho Certification
Illinois Certification
Indiana Certification
Iowa Certification #: 391
Kansas Certification #: E-10358
Kentucky Certification #: KY90133
KY WW Permit #: KY0098221
KY WW Permit #: KY0000221
Louisiana DHH/TNI Certification #: LA010
Louisiana DEQ/TNI Certification #: 04086
Maine Certification #: 2023021
Maryland Certification #: 308
Massachusetts Certification #: M-PA1457
Michigan/PADEP Certification #: 9991
Missouri Certification #: 235
Montana Certification #: Cert0082
Nebraska Certification #: NE-OS-29-14
Nevada Certification #: PA014572023-03
New Hampshire/TNI Certification #: 297622
New Jersey/TNI Certification #: PA051
New Mexico Certification #: PA01457
New York/TNI Certification #: 10888
North Carolina Certification #: 42706
North Dakota Certification #: R-190
Ohio EPA Rad Approval: #41249
Oregon/TNI Certification #: PA200002-015
Pennsylvania/TNI Certification #: 65-00282
Puerto Rico Certification #: PA01457
Rhode Island Certification #: 65-00282
South Dakota Certification
Tennessee Certification #: TN02867
Texas/TNI Certification #: T104704188-22-18
Utah/TNI Certification #: PA014572223-14
USDA Soil Permit #: 525-23-67-77263
Vermont Dept. of Health: ID# VT-0282
Virgin Island/PADEP Certification
Virginia/VELAP Certification #: 460198
Washington Certification #: C868
West Virginia DEP Certification #: 143
West Virginia DHHR Certification #: 9964C
Wisconsin Approve List for Rad

This report shall not be reproduced, except in full,
without the written consent of Pace Analytical Services, LLC.

Pace Analytical Services, LLC
9800 Kincey Ave. Suite 100
Huntersville, NC 28078
(704)875-9092

SAMPLE SUMMARY

Project: Plant Hammond Pooled Upgra-RAD
Pace Project No.: 92713558

Lab ID	Sample ID	Matrix	Date Collected	Date Received
92713558001	**HAM-HGWA-1**	Water	02/13/24 18:38	02/14/24 14:50
92713558002	**HAM-HGWA-2**	Water	02/13/24 15:30	02/14/24 14:50
92713558003	**HAM-HGWA-3**	Water	02/13/24 13:58	02/14/24 14:50
92713558004	**HAM-HGWA-43D**	Water	02/13/24 11:09	02/14/24 14:50
92713558005	**HAM-HGWA-44D**	Water	02/13/24 11:51	02/14/24 14:50
92713558006	**HAM-UGRD-FD-01**	Water	02/13/24 00:00	02/14/24 14:50
92713558007	**HAM-UGRD-EB-01**	Water	02/13/24 13:05	02/14/24 14:50
92713558008	**HAM-UGRD-FB-01**	Water	02/13/24 13:10	02/14/24 14:50

This report shall not be reproduced, except in full,
without the written consent of Pace Analytical Services, LLC.

Pace Analytical Services, LLC
9800 Kincey Ave. Suite 100
Huntersville, NC 28078
(704)875-9092

SAMPLE ANALYTE COUNT

Project: Plant Hammond Pooled Upgra-RAD
Pace Project No.: 92713558

Lab ID	Sample ID	Method	Analysts	Analytes Reported	Laboratory
92713558001	**HAM-HGWA-1**	EPA 9315	SLC	1	PASI-PA
		EPA 9320	JJS1	1	PASI-PA
		Total Radium Calculation	JAL	1	PASI-PA
92713558002	**HAM-HGWA-2**	EPA 9315	SLC	1	PASI-PA
		EPA 9320	JJS1	1	PASI-PA
		Total Radium Calculation	JAL	1	PASI-PA
92713558003	**HAM-HGWA-3**	EPA 9315	SLC	1	PASI-PA
		EPA 9320	JJS1	1	PASI-PA
		Total Radium Calculation	JAL	1	PASI-PA
92713558004	**HAM-HGWA-43D**	EPA 9315	SLC	1	PASI-PA
		EPA 9320	JJS1	1	PASI-PA
		Total Radium Calculation	JAL	1	PASI-PA
92713558005	**HAM-HGWA-44D**	EPA 9315	SLC	1	PASI-PA
		EPA 9320	JJS1	1	PASI-PA
		Total Radium Calculation	JAL	1	PASI-PA
92713558006	**HAM-UGRD-FD-01**	EPA 9315	SLC	1	PASI-PA
		EPA 9320	JJS1	1	PASI-PA
		Total Radium Calculation	JAL	1	PASI-PA
92713558007	**HAM-UGRD-EB-01**	EPA 9315	SLC	1	PASI-PA
		EPA 9320	JJS1	1	PASI-PA
		Total Radium Calculation	JAL	1	PASI-PA
92713558008	**HAM-UGRD-FB-01**	EPA 9315	SLC	1	PASI-PA
		EPA 9320	JJS1	1	PASI-PA
		Total Radium Calculation	JAL	1	PASI-PA

PASI-PA = Pace Analytical Services - Greensburg

This report shall not be reproduced, except in full,
without the written consent of Pace Analytical Services, LLC.

Pace Analytical Services, LLC
9800 Kincey Ave. Suite 100
Huntersville, NC 28078
(704)875-9092

SUMMARY OF DETECTION

Project: Plant Hammond Pooled Upgra-RAD
Pace Project No.: 92713558

Lab Sample ID Method	Client Sample ID Parameters	Result	Units	Report Limit	Analyzed	Qualifiers
92713558001	**HAM-HGWA-1**					
EPA 9315	Radium-226	0.00587U ± 0.107 (0.279) C:91% T:NA	pCi/L		02/29/24 08:30	
EPA 9320	Radium-228	0.188U ± 0.381 (0.841) C:78% T:82%	pCi/L		03/05/24 16:04	
Total Radium Calculation	Total Radium	0.194U ± 0.488 (1.12)	pCi/L		03/07/24 09:58	
92713558002	**HAM-HGWA-2**					
EPA 9315	Radium-226	0.207U ± 0.151 (0.265) C:91% T:NA	pCi/L		02/29/24 08:30	
EPA 9320	Radium-228	0.118U ± 0.325 (0.731) C:78% T:85%	pCi/L		03/05/24 16:02	
Total Radium Calculation	Total Radium	0.325U ± 0.476 (0.996)	pCi/L		03/07/24 09:58	
92713558003	**HAM-HGWA-3**					
EPA 9315	Radium-226	0.165U ± 0.135 (0.249) C:92% T:NA	pCi/L		02/29/24 08:30	
EPA 9320	Radium-228	0.0480U ± 0.300 (0.695) C:74% T:86%	pCi/L		03/05/24 16:02	
Total Radium Calculation	Total Radium	0.213U ± 0.435 (0.944)	pCi/L		03/07/24 09:58	
92713558004	**HAM-HGWA-43D**					
EPA 9315	Radium-226	0.0527U ± 0.103 (0.238) C:95% T:NA	pCi/L		02/29/24 08:30	
EPA 9320	Radium-228	0.807 ± 0.405 (0.675) C:73% T:84%	pCi/L		03/05/24 16:02	
Total Radium Calculation	Total Radium	0.860U ± 0.508 (0.913)	pCi/L		03/07/24 09:58	

This report shall not be reproduced, except in full,
without the written consent of Pace Analytical Services, LLC.

Pace Analytical Services, LLC
9800 Kincey Ave. Suite 100
Huntersville, NC 28078
(704)875-9092

SUMMARY OF DETECTION

Project: Plant Hammond Pooled Upgra-RAD
Pace Project No.: 92713558

Lab Sample ID Method	Client Sample ID Parameters	Result	Units	Report Limit	Analyzed	Qualifiers
92713558005	**HAM-HGWA-44D**					
EPA 9315	Radium-226	0.176U ± 0.127 (0.217) C:100% T:NA	pCi/L		02/29/24 08:30	
EPA 9320	Radium-228	0.733 ± 0.387 (0.666) C:74% T:88%	pCi/L		03/05/24 16:02	
Total Radium Calculation	Total Radium	0.909 ± 0.514 (0.883)	pCi/L		03/07/24 09:58	
92713558006	**HAM-UGRD-FD-01**					
EPA 9315	Radium-226	0.0330U ± 0.0940 (0.229) C:98% T:NA	pCi/L		02/29/24 08:30	
EPA 9320	Radium-228	0.257U ± 0.448 (0.977) C:76% T:85%	pCi/L		03/05/24 16:02	
Total Radium Calculation	Total Radium	0.290U ± 0.542 (1.21)	pCi/L		03/07/24 09:58	
92713558007	**HAM-UGRD-EB-01**					
EPA 9315	Radium-226	0.0289U ± 0.0927 (0.231) C:86% T:NA	pCi/L		02/29/24 08:31	
EPA 9320	Radium-228	-0.252U ± 0.385 (0.946) C:73% T:88%	pCi/L		03/05/24 16:02	
Total Radium Calculation	Total Radium	0.0289U ± 0.478 (1.18)	pCi/L		03/07/24 09:58	
92713558008	**HAM-UGRD-FB-01**					
EPA 9315	Radium-226	-0.0148U ± 0.100 (0.275) C:91% T:NA	pCi/L		02/29/24 08:31	
EPA 9320	Radium-228	0.405U ± 0.426 (0.891) C:78% T:93%	pCi/L		03/05/24 16:02	
Total Radium Calculation	Total Radium	0.405U ± 0.526 (1.17)	pCi/L		03/07/24 09:58	

This report shall not be reproduced, except in full,
without the written consent of Pace Analytical Services, LLC.

Pace Analytical Services, LLC
9800 Kincey Ave. Suite 100
Huntersville, NC 28078
(704)875-9092

ANALYTICAL RESULTS - RADIOCHEMISTRY

Project: Plant Hammond Pooled Upgra-RAD
Pace Project No.: 92713558

Sample: HAM-HGWA-1 **Lab ID: 92713558001** Collected: 02/13/24 18:38 Received: 02/14/24 14:50 Matrix: Water
PWS: Site ID: Sample Type:

Parameters	Method	Act ± Unc (MDC) Carr Trac	Units	Analyzed	CAS No.	Qual
	Pace Analytical Services - Greensburg					
Radium-226	EPA 9315	**0.00587U ± 0.107 (0.279) C:91% T:NA**	pCi/L	02/29/24 08:30	13982-63-3	
	Pace Analytical Services - Greensburg					
Radium-228	EPA 9320	**0.188U ± 0.381 (0.841) C:78% T:82%**	pCi/L	03/05/24 16:04	15262-20-1	
	Pace Analytical Services - Greensburg					
Total Radium	Total Radium Calculation	**0.194U ± 0.488 (1.12)**	pCi/L	03/07/24 09:58	7440-14-4	

This report shall not be reproduced, except in full,
without the written consent of Pace Analytical Services, LLC.

Pace Analytical Services, LLC
9800 Kincey Ave. Suite 100
Huntersville, NC 28078
(704)875-9092

ANALYTICAL RESULTS - RADIOCHEMISTRY

Project: Plant Hammond Pooled Upgra-RAD
Pace Project No.: 92713558

Sample: HAM-HGWA-2 **Lab ID: 92713558002** Collected: 02/13/24 15:30 Received: 02/14/24 14:50 Matrix: Water
PWS: Site ID: Sample Type:

Parameters	Method	Act ± Unc (MDC) Carr Trac	Units	Analyzed	CAS No.	Qual
	Pace Analytical Services - Greensburg					
Radium-226	EPA 9315	**0.207U ± 0.151 (0.265) C:91% T:NA**	pCi/L	02/29/24 08:30	13982-63-3	
	Pace Analytical Services - Greensburg					
Radium-228	EPA 9320	**0.118U ± 0.325 (0.731) C:78% T:85%**	pCi/L	03/05/24 16:02	15262-20-1	
	Pace Analytical Services - Greensburg					
Total Radium	Total Radium Calculation	**0.325U ± 0.476 (0.996)**	pCi/L	03/07/24 09:58	7440-14-4	

This report shall not be reproduced, except in full,
without the written consent of Pace Analytical Services, LLC.

Pace Analytical Services, LLC
9800 Kincey Ave. Suite 100
Huntersville, NC 28078
(704)875-9092

ANALYTICAL RESULTS - RADIOCHEMISTRY

Project: Plant Hammond Pooled Upgra-RAD
Pace Project No.: 92713558

Sample: HAM-HGWA-3 **Lab ID: 92713558003** Collected: 02/13/24 13:58 Received: 02/14/24 14:50 Matrix: Water
PWS: Site ID: Sample Type:

Parameters	Method	Act ± Unc (MDC) Carr Trac	Units	Analyzed	CAS No.	Qual
	Pace Analytical Services - Greensburg					
Radium-226	EPA 9315	**0.165U ± 0.135 (0.249) C:92% T:NA**	pCi/L	02/29/24 08:30	13982-63-3	
	Pace Analytical Services - Greensburg					
Radium-228	EPA 9320	**0.0480U ± 0.300 (0.695) C:74% T:86%**	pCi/L	03/05/24 16:02	15262-20-1	
	Pace Analytical Services - Greensburg					
Total Radium	Total Radium Calculation	**0.213U ± 0.435 (0.944)**	pCi/L	03/07/24 09:58	7440-14-4	

This report shall not be reproduced, except in full,
without the written consent of Pace Analytical Services, LLC.

Pace Analytical Services, LLC
9800 Kincey Ave. Suite 100
Huntersville, NC 28078
(704)875-9092

ANALYTICAL RESULTS - RADIOCHEMISTRY

Project: Plant Hammond Pooled Upgra-RAD
Pace Project No.: 92713558

Sample: HAM-HGWA-43D **Lab ID: 92713558004** Collected: 02/13/24 11:09 Received: 02/14/24 14:50 Matrix: Water
PWS: Site ID: Sample Type:

Parameters	Method	Act ± Unc (MDC) Carr Trac	Units	Analyzed	CAS No.	Qual
	Pace Analytical Services - Greensburg					
Radium-226	EPA 9315	**0.0527U ± 0.103 (0.238) C:95% T:NA**	pCi/L	02/29/24 08:30	13982-63-3	
	Pace Analytical Services - Greensburg					
Radium-228	EPA 9320	**0.807 ± 0.405 (0.675) C:73% T:84%**	pCi/L	03/05/24 16:02	15262-20-1	
	Pace Analytical Services - Greensburg					
Total Radium	Total Radium Calculation	**0.860U ± 0.508 (0.913)**	pCi/L	03/07/24 09:58	7440-14-4	

This report shall not be reproduced, except in full,
without the written consent of Pace Analytical Services, LLC.

Pace Analytical Services, LLC
9800 Kincey Ave. Suite 100
Huntersville, NC 28078
(704)875-9092

ANALYTICAL RESULTS - RADIOCHEMISTRY

Project: Plant Hammond Pooled Upgra-RAD
Pace Project No.: 92713558

Sample: HAM-HGWA-44D **Lab ID: 92713558005** Collected: 02/13/24 11:51 Received: 02/14/24 14:50 Matrix: Water
PWS: Site ID: Sample Type:

Parameters	Method	Act ± Unc (MDC) Carr Trac	Units	Analyzed	CAS No.	Qual
	Pace Analytical Services - Greensburg					
Radium-226	EPA 9315	**0.176U ± 0.127 (0.217) C:100% T:NA**	pCi/L	02/29/24 08:30	13982-63-3	
	Pace Analytical Services - Greensburg					
Radium-228	EPA 9320	**0.733 ± 0.387 (0.666) C:74% T:88%**	pCi/L	03/05/24 16:02	15262-20-1	
	Pace Analytical Services - Greensburg					
Total Radium	Total Radium Calculation	**0.909 ± 0.514 (0.883)**	pCi/L	03/07/24 09:58	7440-14-4	

This report shall not be reproduced, except in full,
without the written consent of Pace Analytical Services, LLC.

Pace Analytical Services, LLC
9800 Kincey Ave. Suite 100
Huntersville, NC 28078
(704)875-9092

ANALYTICAL RESULTS - RADIOCHEMISTRY

Project: Plant Hammond Pooled Upgra-RAD
Pace Project No.: 92713558

Sample: HAM-UGRD-FD-01 **Lab ID: 92713558006** Collected: 02/13/24 00:00 Received: 02/14/24 14:50 Matrix: Water
PWS: Site ID: Sample Type:

Parameters	Method	Act ± Unc (MDC) Carr Trac	Units	Analyzed	CAS No.	Qual
	Pace Analytical Services - Greensburg					
Radium-226	EPA 9315	**0.0330U ± 0.0940 (0.229) C:98% T:NA**	pCi/L	02/29/24 08:30	13982-63-3	
	Pace Analytical Services - Greensburg					
Radium-228	EPA 9320	**0.257U ± 0.448 (0.977) C:76% T:85%**	pCi/L	03/05/24 16:02	15262-20-1	
	Pace Analytical Services - Greensburg					
Total Radium	Total Radium Calculation	**0.290U ± 0.542 (1.21)**	pCi/L	03/07/24 09:58	7440-14-4	

This report shall not be reproduced, except in full,
without the written consent of Pace Analytical Services, LLC.

Pace Analytical Services, LLC
9800 Kincey Ave. Suite 100
Huntersville, NC 28078
(704)875-9092

ANALYTICAL RESULTS - RADIOCHEMISTRY

Project: Plant Hammond Pooled Upgra-RAD
Pace Project No.: 92713558

Sample: HAM-UGRD-EB-01 **Lab ID: 92713558007** Collected: 02/13/24 13:05 Received: 02/14/24 14:50 Matrix: Water
PWS: Site ID: Sample Type:

Parameters	Method	Act ± Unc (MDC) Carr Trac	Units	Analyzed	CAS No.	Qual
	Pace Analytical Services - Greensburg					
Radium-226	EPA 9315	**0.0289U ± 0.0927 (0.231) C:86% T:NA**	pCi/L	02/29/24 08:31	13982-63-3	
	Pace Analytical Services - Greensburg					
Radium-228	EPA 9320	**-0.252U ± 0.385 (0.946) C:73% T:88%**	pCi/L	03/05/24 16:02	15262-20-1	
	Pace Analytical Services - Greensburg					
Total Radium	Total Radium Calculation	**0.0289U ± 0.478 (1.18)**	pCi/L	03/07/24 09:58	7440-14-4	

This report shall not be reproduced, except in full,
without the written consent of Pace Analytical Services, LLC.

Pace Analytical Services, LLC
9800 Kincey Ave. Suite 100
Huntersville, NC 28078
(704)875-9092

ANALYTICAL RESULTS - RADIOCHEMISTRY

Project: Plant Hammond Pooled Upgra-RAD
Pace Project No.: 92713558

Sample: HAM-UGRD-FB-01 **Lab ID: 92713558008** Collected: 02/13/24 13:10 Received: 02/14/24 14:50 Matrix: Water
PWS: Site ID: Sample Type:

Parameters	Method	Act ± Unc (MDC) Carr Trac	Units	Analyzed	CAS No.	Qual
	Pace Analytical Services - Greensburg					
Radium-226	EPA 9315	**-0.0148U ± 0.100 (0.275) C:91% T:NA**	pCi/L	02/29/24 08:31	13982-63-3	
	Pace Analytical Services - Greensburg					
Radium-228	EPA 9320	**0.405U ± 0.426 (0.891) C:78% T:93%**	pCi/L	03/05/24 16:02	15262-20-1	
	Pace Analytical Services - Greensburg					
Total Radium	Total Radium Calculation	**0.405U ± 0.526 (1.17)**	pCi/L	03/07/24 09:58	7440-14-4	

This report shall not be reproduced, except in full,
without the written consent of Pace Analytical Services, LLC.

Pace Analytical Services, LLC
9800 Kincey Ave. Suite 100
Huntersville, NC 28078
(704)875-9092

QUALITY CONTROL - RADIOCHEMISTRY

Project: Plant Hammond Pooled Upgra-RAD
Pace Project No.: 92713558

QC Batch: 650440 | Analysis Method: EPA 9320
QC Batch Method: EPA 9320 | Analysis Description: 9320 Radium 228
Laboratory: Pace Analytical Services - Greensburg
Associated Lab Samples: 92713558001, 92713558002, 92713558003, 92713558004, 92713558005, 92713558006, 92713558007, 92713558008

METHOD BLANK: 3169529 | Matrix: Water
Associated Lab Samples: 92713558001, 92713558002, 92713558003, 92713558004, 92713558005, 92713558006, 92713558007, 92713558008

Parameter	Act ± Unc (MDC) Carr Trac	Units	Analyzed	Qualifiers
Radium-228	0.0170 ± 0.309 (0.718) C:80% T:91%	pCi/L	03/05/24 16:04	

Results presented on this page are in the units indicated by the "Units" column except where an alternate unit is presented to the right of the result.

REPORT OF LABORATORY ANALYSIS

This report shall not be reproduced, except in full,
without the written consent of Pace Analytical Services, LLC.

Pace Analytical Services, LLC
9800 Kincey Ave. Suite 100
Huntersville, NC 28078
(704)875-9092

QUALITY CONTROL - RADIOCHEMISTRY

Project: Plant Hammond Pooled Upgra-RAD
Pace Project No.: 92713558

QC Batch: 649569 | Analysis Method: EPA 9315
QC Batch Method: EPA 9315 | Analysis Description: 9315 Total Radium
Laboratory: Pace Analytical Services - Greensburg
Associated Lab Samples: 92713558001, 92713558002, 92713558003, 92713558004, 92713558005, 92713558006, 92713558007, 92713558008

METHOD BLANK: 3165288 | Matrix: Water
Associated Lab Samples: 92713558001, 92713558002, 92713558003, 92713558004, 92713558005, 92713558006, 92713558007, 92713558008

Parameter	Act ± Unc (MDC) Carr Trac	Units	Analyzed	Qualifiers
Radium-226	0.0147 ± 0.129 (0.325) C:96% T:NA	pCi/L	02/28/24 07:38	

Results presented on this page are in the units indicated by the "Units" column except where an alternate unit is presented to the right of the result.

This report shall not be reproduced, except in full,
without the written consent of Pace Analytical Services, LLC.

Pace Analytical Services, LLC
9800 Kincey Ave. Suite 100
Huntersville, NC 28078
(704)875-9092

QUALIFIERS

Project: Plant Hammond Pooled Upgra-RAD
Pace Project No.: 92713558

DEFINITIONS

DF - Dilution Factor, if reported, represents the factor applied to the reported data due to dilution of the sample aliquot.

ND - Not Detected at or above adjusted reporting limit.

TNTC - Too Numerous To Count

J - Estimated concentration above the adjusted method detection limit and below the adjusted reporting limit.

MDL - Adjusted Method Detection Limit.

PQL - Practical Quantitation Limit.

RL - Reporting Limit - The lowest concentration value that meets project requirements for quantitative data with known precision and bias for a specific analyte in a specific matrix.

S - Surrogate

1,2-Diphenylhydrazine decomposes to and cannot be separated from Azobenzene using Method 8270. The result for each analyte is a combined concentration.

Consistent with EPA guidelines, unrounded data are displayed and have been used to calculate % recovery and RPD values.

LCS(D) - Laboratory Control Sample (Duplicate)

MS(D) - Matrix Spike (Duplicate)

DUP - Sample Duplicate

RPD - Relative Percent Difference

NC - Not Calculable.

SG - Silica Gel - Clean-Up

U - Indicates the compound was analyzed for, but not detected.

Acid preservation may not be appropriate for 2 Chloroethylvinyl ether.

A separate vial preserved to a pH of 4-5 is recommended in SW846 Chapter 4 for the analysis of Acrolein and Acrylonitrile by EPA Method 8260.

N-Nitrosodiphenylamine decomposes and cannot be separated from Diphenylamine using Method 8270. The result reported for each analyte is a combined concentration.

Reported results are not rounded until the final step prior to reporting. Therefore, calculated parameters that are typically reported as "Total" may vary slightly from the sum of the reported component parameters.

Act - Activity

Unc - Uncertainty: SDWA = 1.96 sigma count uncertainty, all other matrices = Expanded Uncertainty (95% confidence interval). Gamma Spec = Expanded Uncertainty (95.4% Confidence Interval)

(MDC) - Minimum Detectable Concentration

Trac - Tracer Recovery (%)

Carr - Carrier Recovery (%)

Pace Analytical is TNI accredited. Contact your Pace PM for the current list of accredited analytes.

TNI - The NELAC Institute.

This report shall not be reproduced, except in full,
without the written consent of Pace Analytical Services, LLC.

Pace Analytical Services, LLC
9800 Kincey Ave. Suite 100
Huntersville, NC 28078
(704)875-9092

QUALITY CONTROL DATA CROSS REFERENCE TABLE

Project: Plant Hammond Pooled Upgra-RAD
Pace Project No.: 92713558

Lab ID	Sample ID	QC Batch Method	QC Batch	Analytical Method	Analytical Batch
92713558001	**HAM-HGWA-1**	EPA 9315	649569		
92713558002	**HAM-HGWA-2**	EPA 9315	649569		
92713558003	**HAM-HGWA-3**	EPA 9315	649569		
92713558004	**HAM-HGWA-43D**	EPA 9315	649569		
92713558005	**HAM-HGWA-44D**	EPA 9315	649569		
92713558006	**HAM-UGRD-FD-01**	EPA 9315	649569		
92713558007	**HAM-UGRD-EB-01**	EPA 9315	649569		
92713558008	**HAM-UGRD-FB-01**	EPA 9315	649569		
92713558001	**HAM-HGWA-1**	EPA 9320	650440		
92713558002	**HAM-HGWA-2**	EPA 9320	650440		
92713558003	**HAM-HGWA-3**	EPA 9320	650440		
92713558004	**HAM-HGWA-43D**	EPA 9320	650440		
92713558005	**HAM-HGWA-44D**	EPA 9320	650440		
92713558006	**HAM-UGRD-FD-01**	EPA 9320	650440		
92713558007	**HAM-UGRD-EB-01**	EPA 9320	650440		
92713558008	**HAM-UGRD-FB-01**	EPA 9320	650440		
92713558001	**HAM-HGWA-1**	Total Radium Calculation	653389		
92713558002	**HAM-HGWA-2**	Total Radium Calculation	653389		
92713558003	**HAM-HGWA-3**	Total Radium Calculation	653389		
92713558004	**HAM-HGWA-43D**	Total Radium Calculation	653389		
92713558005	**HAM-HGWA-44D**	Total Radium Calculation	653389		
92713558006	**HAM-UGRD-FD-01**	Total Radium Calculation	653389		
92713558007	**HAM-UGRD-EB-01**	Total Radium Calculation	653389		
92713558008	**HAM-UGRD-FB-01**	Total Radium Calculation	653389		

This report shall not be reproduced, except in full,
without the written consent of Pace Analytical Services, LLC.

Pace	DC#_Title: ENV-FRM-HUN1-0083 v03_Sample Condition Upon Receipt
	Effective Date: 12/01/2023

atory receiving samples:
ville ☐ Eden ☐ Greenwood ☐ Huntersville ☐ Raleigh ☐ Mechanicsville ☐ Atlanta ☑ Kernersville ☐

mple Condition pon Receipt

Client Name: Gen Power

Project #:

WO# : 92713558

92713558

er: ☐Fed Ex ☐UPS ☐USPS ☐Client
ommercial ☑Pace ☐Other:____

dy Seal Present? ☑Yes ☐No Seals Intact? ☑Yes ☐No ☐N/A

Date/Initials Person Examining Contents: 7/14/24

ng Material: ☑Bubble Wrap ☐Bubble Bags ☐None ☐ Other

Biological Tissue Frozen? ☐Yes ☐No ☑N/A

nometer:
☑IR Gun ID: 730

Type of Ice: ☑Wet ☐Blue ☐None

er Temp: 33

Correction Factor: Add/Subtract (°C) +0.1

er Temp Corrected (°C): 3.4

Temp should be above freezing to 6°C
☐Samples out of temp criteria. Samples on ice, cooling proce has begun

A Regulated Soil (☐ N/A, water sample)
id samples originate in a quarantine zone within the United States: CA, NY, or SC :heck maps)? ☐Yes ☐No

Did samples originate from a foreign source (internationally, including Hawaii and Puerto Rico)? ☐Yes ☐No

				Comments/Discrepancy:
Chain of Custody Present?	☑Yes	☐No	☐N/A	1.
Samples Arrived within Hold Time?	☑Yes	☐No	☐N/A	2.
Short Hold Time Analysis (<72 hr.)?	☐Yes	☑No	☐N/A	3.
Rush Turn Around Time Requested?	☐Yes	☑No	☐N/A	4.
Sufficient Volume?	☑Yes	☐No	☐N/A	5.
Correct Containers Used?	☑Yes	☐No	☐N/A	6.
-Pace Containers Used?	☑Yes	☐No	☐N/A	
Containers Intact?	☑Yes	☐No	☐N/A	7.
Dissolved analysis: Samples Field Filtered?	☐Yes	☐No	☑N/A	8.
Sample Labels Match COC?	☑Yes	☐No	☐N/A	9.
-Includes Date/Time/ID/Analysis Matrix: Air				
Headspace in VOA Vials (>5-6mm)?	☐Yes	☐No	☑N/A	10.
Trip Blank Present?	☐Yes	☐No	☑N/A	11.
Trip Blank Custody Seals Present?	☐Yes	☐No	☐N/A	

MENTS/SAMPLE DISCREPANCY

Field Data Required? ☐Yes ☐No

Lot ID of split containers:

T NOTIFICATION/RESOLUTION

son contacted: _____ Date/Time: _____

Project Manager SCURF Review: _____ Date: _____

Project Manager SRF Review: _____ Date: _____

eck mark top half of box if pH and/or dechlorination is verified and
:hin the acceptance range for preservation samples.
ptions: VOA, Coliform, TOC, Oil and Grease, DRO/8015 (water) DOC, LLHg

ottom half of box is to list number of bottles
Check all unpreserved Nitrates for chlorine

Project # **WO#: 92713558**

PM: BV Due Date: 03/07/24
CLIENT: 92- GP-HAM

BP4U-125 mL Plastic Unpreserved (N/A) (Cl-)	BP3U-250 mL Plastic Unpreserved (N/A)	BP2U-500 mL Plastic Unpreserved (N/A)	BP1U-1 liter Plastic Unpreserved (N/A)	BP4S-125 mL Plastic H2SO4 (pH < 2) (Cl-)	BP3N-250 mL plastic HNO3 (pH < 2)	BP4Z-125 mL Plastic ZN Acetate & NaOH (>9)	BP4B-125 mL Plastic NaOH (pH > 12) (Cl-)	WGFU-Wide-mouthed Glass jar Unpreserved	AG1U-1 liter Amber Unpreserved (N/A) (Cl-)	AG1H-1 liter Amber HCl (pH < 2)	AG3U-250 mL Amber Unpreserved (N/A) (Cl-)	AG1S-1 liter Amber H2SO4 (pH < 2)	AG3S-250 mL Amber H2SO4 (pH < 2)	DG94-40 mL Amber NH4Cl (N/A)(Cl-)	DG9H-40 mL VOA HCl (N/A)	VG9T-40 mL VOA Na2S2O3 (N/A)	VG9U-40 mL VOA Unpreserved (N/A)	DG9V-40 mL VOA H3PO4 (N/A)	KP7U-50 mL Plastic Unpreserved (N/A)	V/GK (3 vials per kit)-VPH/Gas kit (N/A)	SP5T-125 mL Sterile Plastic (N/A – lab)	SP2T-250 mL Sterile Plastic (N/A – lab)	BP3R-250 mL Plastic (NH2)2SO4 (9.3-9.7)	AG0U-100 mL Amber Unpreserved (N/A) (Cl-)	VSGU-20 mL Scintillation vials (N/A)	DG9U-40 mL Amber Unpreserved vials (N/A)
	2	1			1	1																	2				
	2	1			1	1																	2				
	2	1			1	1																	2				
	2	1			1	1																	2				
	2	1			1	1																	2				
	2	1			1	1																	2				
	1	1			1																		2				
	1	1			1																		2				

pH Adjustment Log for Preserved Samples

ample ID	Type of Preservative	pH upon receipt	Date preservation adjusted	Time preservation adjusted	Amount of Preservative added	Lot #

:e: Whenever there is a discrepancy affecting North Carolina compliance samples, a copy of this form will be sent to the North Carolina DENR Certification Office (i.e. : of hold, incorrect preservative, out of temp, incorrect containers.

Pace Analytical
www.pacelabs.com

The Chain-of-Custody is a LEGAL DOCUMENT. All relevant fields must be completed accurately.

Section A Required Client Information:

Company:	GA Power
Address:	Atlanta, GA
Email To:	SCS Contacts
Phone:	Fax:
Requested Due Date/TAT:	10 Day

Section B Required Project Information:

Report To:	SCS Contacts
Copy To:	Geosyntec Contacts
Purchase Order No.:	
Project Name:	Plant Hammond Pooled Upgradient
Project Number:	

Section C Invoice Information:

Attention:	Southern Co.
Company Name:	
Address:	
Pace Quote Reference:	
Pace Project Manager:	Bonnie Vang
Pace Profile #:	10839

REGULATORY AGENCY

☐ NPDES ☐ GROUND WATER ☐ DRINKING WATER
☐ UST ☐ RCRA ☑ OTHER CCR

Site Location STATE: GA

Requested Analysis Filtered (Y/N)

Valid Matrix Codes

MATRIX	CODE
DRINKING WATER	DW
WATER	WT
WASTE WATER	WW
PRODUCT	P
SOIL/SOLID	SL
OIL	OL
WIPE	WP
AIR	AR
OTHER	OT
TISSUE	TS

ITEM #	Section D Required Client Information SAMPLE ID (A-Z, 0-9 / ,-) Sample IDs MUST BE UNIQUE	MATRIX CODE (see valid codes to left)	SAMPLE TYPE (G=GRAB C=COMP)	COLLECTED COMPOSITE DATE	COLLECTED COMPOSITE TIME	COLLECTED COMPOSITE DATE	COLLECTED COMPOSITE TIME	SAMPLE TEMP AT COLLECTION	# OF CONTAINERS	Preservatives: Unpreserved	H_2SO_4	HNO_3	HCl	NaOH	$Na_2S_2O_3$	Methanol	Other	Analysis Test (Y/N)	Chloride, Fluoride, Sulfate	Full App. III and IV metals	RAD 226/228	TDS	Major Ions (Profile 10839-2)	Residual Chlorine (Y/N)	Pace Project No./ Lab I.D. 92713558
1	HAM-HGWA-1	WG	G	2/13/24	1838			15	7	3		3					1		X	X	X	X	X	N	001
2	HAM-HGWA-2	WG	G	2/13/24	1530		TK 2/13/24	17	7	3		3					1		X	X	X	X	X	N	002
3	HAM-HGWA-3	WG	G	2/13/24	1358			17	7	3		3					1		X	X	X	X	X	N	003
4	HAM-HGWA-43D	WG	G	02/13/24	1109			18	7	3		3					1		X	X	X	X	X	N	004
5	HAM-HGWA-44D	WG	G	2/13/24	1151			16	7	3		3					1		X	X	X	X	X	N	005
6	HAM-UGRD-FD-01	WG	G	2/13/24	0000			16	7	3		3					1		X	X	X	X	X	N	006
7	HAM-UGRD-EB-01	WG	G	2/13/24	1305			16	5	2		3					1		X	X	X	X	X	N	007
8	HAM-UGRD-FB-01	WG	G	2/13/24	1310			16	5	2		3					1		X	X	X	X	X	N	008
9						TK 2/13/24																			Last Sample
10																									
11																									
12																									

ADDITIONAL COMMENTS	RELINQUISHED BY / AFFILIATION	DATE	TIME	ACCEPTED BY / AFFILIATION	DATE	TIME	SAMPLE CONDITIONS
Task Code: HAM-CCR-ASSMT-2024S1	Anthony Jewett / Geosyntec	2-14-2024	1230	Ryan Williams / Pace	2/14/2024	1230	
	Ryan Williams / Pace	2/14/2024	1450	[illegible]	2/14	1450	

SAMPLER NAME AND SIGNATURE

PRINT Name of SAMPLER: [illegible] / Geosyntec Consultants, Inc

SIGNATURE of SAMPLER: [illegible] DATE Signed (MM/DD/YY):

Temp in °C | Received on Ice (Y/N) | Custody Sealed Cooler (Y/N) | Samples Intact (Y/N)

Quality Control Sample Performance Assessment

Pace Analytical
www.pacelabs.com

Test:	Ra-228
Analyst:	JJS1
Date:	2/27/2024
Worklist:	77792
Matrix:	WT

Analyst Must Manually Enter All Fields Highlighted in Yellow.

Method Blank Assessment	
MB Sample ID	3169529
MB concentration:	0.017
M/B 2 Sigma CSU:	0.309
MB MDC:	0.718
MB Numerical Performance Indicator:	0.11
MB Status vs Numerical Indicator:	Pass
MB Status vs. MDC:	Pass

Laboratory Control Sample Assessment	LCSD (Y or N)?	Y
	LCS77792	LCSD77792
Count Date:	3/5/2024	3/5/2024
Spike I.D.:	23-043	23-043
Decay Corrected Spike Concentration (pCi/mL):	37.615	37.615
Volume Used (mL):	0.10	0.10
Aliquot Volume (L, g, F):	0.815	0.816
Target Conc. (pCi/L, g, F):	4.615	4.611
Uncertainty (Calculated):	0.226	0.226
Result (pCi/L, g, F):	4.279	3.981
LCS/LCSD 2 Sigma CSU (pCi/L, g, F):	1.004	0.939
Numerical Performance Indicator:	-0.64	-1.28
Percent Recovery:	92.71%	86.33%
Status vs Numerical Indicator:	N/A	N/A
Status vs Recovery:	Pass	Pass
Upper % Recovery Limits:	135%	135%
Lower % Recovery Limits:	60%	60%

Sample Matrix Spike Control Assessment	MS/MSD 1	MS/MSD 2
Sample Collection Date:		
Sample I.D.		
Sample MS I.D.		
Sample MSD I.D.		
Spike I.D.:		
MS/MSD Decay Corrected Spike Concentration (pCi/mL):		
Spike Volume Used in MS (mL):		
Spike Volume Used in MSD (mL):		
MS Aliquot (L, g, F):		
MS Target Conc.(pCi/L, g, F):		
MSD Aliquot (L, g, F):		
MSD Target Conc. (pCi/L, g, F):		
MS Spike Uncertainty (calculated):		
MSD Spike Uncertainty (calculated):		
Sample Result:		
Sample Result 2 Sigma CSU (pCi/L, g, F):		
Sample Matrix Spike Result:		
Matrix Spike Result 2 Sigma CSU (pCi/L, g, F):		
Sample Matrix Spike Duplicate Result:		
Matrix Spike Duplicate Result 2 Sigma CSU (pCi/L, g, F):		
MS Numerical Performance Indicator:		
MSD Numerical Performance Indicator:		
MS Percent Recovery:		
MSD Percent Recovery:		
MS Status vs Numerical Indicator:		
MSD Status vs Numerical Indicator:		
MS Status vs Recovery:		
MSD Status vs Recovery:		
MS/MSD Upper % Recovery Limits:		
MS/MSD Lower % Recovery Limits:		

Duplicate Sample Assessment		
Sample I.D.:	LCS77792	Enter Duplicate sample IDs if other than LCS/LCSD in the space below.
Duplicate Sample I.D.	LCSD77792	
Sample Result (pCi/L, g, F):	4.279	
Sample Result 2 Sigma CSU (pCi/L, g, F):	1.004	
Sample Duplicate Result (pCi/L, g, F):	3.981	
Sample Duplicate Result 2 Sigma CSU (pCi/L, g, F):	0.939	
Are sample and/or duplicate results below RL?	NO	
Duplicate Numerical Performance Indicator:	0.425	
(Based on the LCS/LCSD Percent Recoveries) Duplicate RPD:	7.13%	
Duplicate Status vs Numerical Indicator:	Pass	
Duplicate Status vs RPD:	Pass	
% RPD Limit:	36%	

Matrix Spike/Matrix Spike Duplicate Sample Assessment		
Sample I.D.		
Sample MS I.D.		
Sample MSD I.D.		
Sample Matrix Spike Result:		
Matrix Spike Result 2 Sigma CSU (pCi/L, g, F):		
Sample Matrix Spike Duplicate Result:		
Matrix Spike Duplicate Result 2 Sigma CSU (pCi/L, g, F):		
Duplicate Numerical Performance Indicator:		
(Based on the Percent Recoveries) MS/ MSD Duplicate RPD:		
MS/ MSD Duplicate Status vs Numerical Indicator:		
MS/ MSD Duplicate Status vs RPD:		
% RPD Limit:		

Evaluation of duplicate precision is not applicable if either the sample or duplicate results are below the MDC.

Comments:

VAL
3/6/24

VAM 3/7/24

Quality Control Sample Performance Assessment

Pace Analytical
www.pacelabs.com

Test:	Ra-226
Analyst:	SLC
Date:	2/22/2024
Worklist:	77730
Matrix:	WT

Analyst Must Manually Enter All Fields Highlighted in Yellow.

Method Blank Assessment	
MB Sample ID	3165288
MB concentration:	0.015
M/B 2 Sigma CSU:	0.129
MB MDC:	0.325
MB Numerical Performance Indicator:	0.22
MB Status vs Numerical Indicator:	Pass
MB Status vs. MDC:	N/A

Laboratory Control Sample Assessment	LCSD (Y or N)?	Y
	LCS77730	LCSD77730
Count Date:	2/28/2024	2/28/2024
Spike I.D.:	23-014	23-014
Decay Corrected Spike Concentration (pCi/mL):	25.026	25.026
Volume Used (mL):	0.10	0.10
Aliquot Volume (L, g, F):	0.501	0.502
Target Conc. (pCi/L, g, F):	4.999	4.984
Uncertainty (Calculated):	0.235	0.234
Result (pCi/L, g, F):	5.396	4.938
LCS/LCSD 2 Sigma CSU (pCi/L, g, F):	0.973	0.894
Numerical Performance Indicator:	0.78	-0.10
Percent Recovery:	107.93%	99.07%
Status vs Numerical Indicator:	Pass	Pass
Status vs Recovery:	N/A	N/A
Upper % Recovery Limits:	125%	125%
Lower % Recovery Limits:	75%	75%

Sample Matrix Spike Control Assessment	MS/MSD 1	MS/MSD 2
Sample Collection Date:		
Sample I.D.		
Sample MS I.D.		
Sample MSD I.D.		
Spike I.D.:		
MS/MSD Decay Corrected Spike Concentration (pCi/mL):		
Spike Volume Used in MS (mL):		
Spike Volume Used in MSD (mL):		
MS Aliquot (L, g, F):		
MS Target Conc.(pCi/L, g, F):		
MSD Aliquot (L, g, F):		
MSD Target Conc. (pCi/L, g, F):		
MS Spike Uncertainty (calculated):		
MSD Spike Uncertainty (calculated):		
Sample Result:		
Sample Result 2 Sigma CSU (pCi/L, g, F):		
Sample Matrix Spike Result:		
Matrix Spike Result 2 Sigma CSU (pCi/L, g, F):		
Sample Matrix Spike Duplicate Result:		
Matrix Spike Duplicate Result 2 Sigma CSU (pCi/L, g, F):		
MS Numerical Performance Indicator:		
MSD Numerical Performance Indicator:		
MS Percent Recovery:		
MSD Percent Recovery:		
MS Status vs Numerical Indicator:		
MSD Status vs Numerical Indicator:		
MS Status vs Recovery:		
MSD Status vs Recovery:		
MS/MSD Upper % Recovery Limits:		
MS/MSD Lower % Recovery Limits:		

Duplicate Sample Assessment		
Sample I.D.:	LCS77730	92713558008
Duplicate Sample I.D.	LCSD77730	92713558008DUP
Sample Result (pCi/L, g, F):	5.396	-0.015
Sample Result 2 Sigma CSU (pCi/L, g, F):	0.973	0.100
Sample Duplicate Result (pCi/L, g, F):	4.938	-0.027
Sample Duplicate Result 2 Sigma CSU (pCi/L, g, F):	0.894	0.090
Are sample and/or duplicate results below RL?	NO	See Below ##
Duplicate Numerical Performance Indicator:	0.679	0.180
(Based on the LCS/LCSD Percent Recoveries) Duplicate RPD:	8.56%	-59.07%
Duplicate Status vs Numerical Indicator:	Pass	Pass
Duplicate Status vs RPD:	N/A	N/A
% RPD Limit:	25%	25%

Matrix Spike/Matrix Spike Duplicate Sample Assessment		
Sample I.D.		
Sample MS I.D.		
Sample MSD I.D.		
Sample Matrix Spike Result:		
Matrix Spike Result 2 Sigma CSU (pCi/L, g, F):		
Sample Matrix Spike Duplicate Result:		
Matrix Spike Duplicate Result 2 Sigma CSU (pCi/L, g, F):		
Duplicate Numerical Performance Indicator:		
(Based on the Percent Recoveries) MS/ MSD Duplicate RPD:		
MS/ MSD Duplicate Status vs Numerical Indicator:		
MS/ MSD Duplicate Status vs RPD:		
% RPD Limit:		

Evaluation of duplicate precision is not applicable if either the sample or duplicate results are below the MDC.

Comments:

UM 3/5/24

CT 3-5-24

Pace Analytical Services, LLC
9800 Kincey Ave. Suite 100
Huntersville, NC 28078
(704)875-9092

May 07, 2024

Kristen Jurinko
Southern Company
241 Ralph McGill Blvd NE
Bin 10160
Atlanta, GA 30308

RE: Project: Plant Hammond AP-2
Pace Project No.: 92713565

Dear Kristen Jurinko:

Enclosed are the analytical results for sample(s) received by the laboratory between February 14, 2024 and February 22, 2024. The results relate only to the samples included in this report. Results reported herein conform to the applicable TNI/NELAC Standards and the laboratory's Quality Manual, where applicable, unless otherwise noted in the body of the report.

The test results provided in this final report were generated by each of the following laboratories within the Pace Network:

- Pace Analytical Services - Asheville
- Pace Analytical Services - Peachtree Corners, GA

Revision 1: Update sample ID HAM-MW-23 to HAM-MW-23D.

Revision 2: Arsenic RDL limit was updated to report 0.005 mg/L.

If you have any questions concerning this report, please feel free to contact me.

Sincerely,

Bonnie Vang

Bonnie Vang
bonnie.vang@pacelabs.com
704-977-0968
Project Manager

Enclosures

cc: Kip Gray, Geosyntec
Christine Hug, Geosyntec Consultants, Inc.
Thomas Kessler, Geosyntec Consultants
Whitney Law, Geosyntec Consultants
Laura Midkiff, Southern Company
Caroline Nelson, Geosyntec Consultants, Inc
Anthony Szwast, Geosyntec Consultants

REPORT OF LABORATORY ANALYSIS

This report shall not be reproduced, except in full,
without the written consent of Pace Analytical Services, LLC.

Pace Analytical Services, LLC
9800 Kincey Ave. Suite 100
Huntersville, NC 28078
(704)875-9092

CERTIFICATIONS

Project: Plant Hammond AP-2
Pace Project No.: 92713565

Pace Analytical Services Asheville
2225 Riverside Drive, Asheville, NC 28804
Florida/NELAP Certification #: E87648
North Carolina Drinking Water Certification #: 37712
North Carolina Wastewater Certification #: 40
South Carolina Laboratory ID: 99030
South Carolina Certification #: 99030001
Virginia/VELAP Certification #: 460222

Pace Analytical Services Peachtree Corners
110 Technology Pkwy, Peachtree Corners, GA 30092
Florida DOH Certification #: E87315
Georgia DW Inorganics Certification #: 812
North Carolina Certification #: 381
South Carolina Certification #: 98011001
Virginia Certification #: 460204

This report shall not be reproduced, except in full,
without the written consent of Pace Analytical Services, LLC.

Pace Analytical Services, LLC
9800 Kincey Ave. Suite 100
Huntersville, NC 28078
(704)875-9092

SAMPLE SUMMARY

Project: Plant Hammond AP-2
Pace Project No.: 92713565

Lab ID	Sample ID	Matrix	Date Collected	Date Received
92713565001	**HAM-HGWA-4**	Water	02/13/24 16:50	02/14/24 14:50
92713565002	**HAM-HGWA-5**	Water	02/13/24 16:54	02/14/24 14:50
92713565003	**HAM-HGWA-6**	Water	02/13/24 18:19	02/14/24 14:50
92713565004	**HAM-HGWA-42D**	Water	02/13/24 18:20	02/14/24 14:50
92713565005	**HAM-HGWC-14**	Water	02/17/24 12:25	02/19/24 13:25
92713565006	**HAM-HGWC-15**	Water	02/17/24 16:15	02/19/24 13:25
92713565007	**HAM-HGWC-17**	Water	02/17/24 14:50	02/19/24 13:25
92713565008	**HAM-HGWC-16**	Water	02/18/24 17:32	02/19/24 13:25
92713565009	**HAM-HGWC-18**	Water	02/18/24 10:05	02/19/24 13:25
92713565010	**HAM-MW-21D**	Water	02/18/24 13:30	02/19/24 13:25
92713565011	**HAM-MW-22**	Water	02/18/24 16:32	02/19/24 13:25
92713565012	**HAM-MW-23D**	Water	02/18/24 14:15	02/19/24 13:25
92713565013	**HAM-MW-33**	Water	02/18/24 11:55	02/19/24 13:25
92713565014	**HAM-MW-34D**	Water	02/18/24 10:30	02/19/24 13:25
92713565015	**HAM-MW-37D**	Water	02/18/24 15:52	02/19/24 13:25
92713565016	**HAM-AP2-EB-01**	Water	02/18/24 17:20	02/19/24 13:25
92713565017	**HAM-AP2-FB-01**	Water	02/18/24 17:15	02/19/24 13:25
92713565018	**HAM-AP2-FD-01**	Water	02/18/24 00:00	02/19/24 13:25
92713565019	**HAM-AP2-FD-02**	Water	02/18/24 00:00	02/19/24 13:25
92713565020	**HAM-MW-35**	Water	02/19/24 11:30	02/22/24 11:10
92713565021	**HAM-MW-51**	Water	02/19/24 13:25	02/22/24 11:10
92713565022	**HAM-AP2-EB-02**	Water	02/19/24 11:50	02/22/24 11:10
92713565023	**HAM-AP2-FB-02**	Water	02/19/24 11:55	02/22/24 11:10

This report shall not be reproduced, except in full,
without the written consent of Pace Analytical Services, LLC.

Pace Analytical Services, LLC
9800 Kincey Ave. Suite 100
Huntersville, NC 28078
(704)875-9092

SAMPLE ANALYTE COUNT

Project: Plant Hammond AP-2
Pace Project No.: 92713565

Lab ID	Sample ID	Method	Analysts	Analytes Reported
92713565001	**HAM-HGWA-4**	EPA 6010D	AJM	6
		EPA 6020B	MT1	13
		EPA 7470A	VB	1
		SM 2320B-2011	YEG	3
		SM 2540C-2015	JAY	1
		SM 4500-S2D-2011	JP1	1
		EPA 300.0 Rev 2.1 1993	JCM	3
92713565002	**HAM-HGWA-5**	EPA 6010D	AJM, DRB	6
		EPA 6020B	MT1	13
		EPA 7470A	VB	1
		SM 2320B-2011	YEG	3
		SM 2540C-2015	JAY	1
		SM 4500-S2D-2011	JP1	1
		EPA 300.0 Rev 2.1 1993	JCM	3
92713565003	**HAM-HGWA-6**	EPA 6010D	DRB	6
		EPA 6020B	MT1	13
		EPA 7470A	VB	1
		SM 2320B-2011	YEG	3
		SM 2540C-2015	JAY	1
		SM 4500-S2D-2011	JP1	1
		EPA 300.0 Rev 2.1 1993	JCM	3
92713565004	**HAM-HGWA-42D**	EPA 6010D	AJM, DRB	6
		EPA 6020B	MT1	13
		EPA 7470A	VB	1
		SM 2320B-2011	YEG	3
		SM 2540C-2015	JAY	1
		SM 4500-S2D-2011	JP1	1
		EPA 300.0 Rev 2.1 1993	JCM	3
92713565005	**HAM-HGWC-14**	EPA 6010D	DRB	6
		EPA 6020B	CW1	13
		EPA 7470A	VB	1
		SM 2540C-2015	DL1	1
		SM 2320B-2011	SMS	3
		SM 4500-S2D-2011	JP1	1
		EPA 300.0 Rev 2.1 1993	JCM	3
92713565006	**HAM-HGWC-15**	EPA 6010D	DRB	6
		EPA 6020B	CW1	13

This report shall not be reproduced, except in full,
without the written consent of Pace Analytical Services, LLC.

Pace Analytical Services, LLC
9800 Kincey Ave. Suite 100
Huntersville, NC 28078
(704)875-9092

SAMPLE ANALYTE COUNT

Project: Plant Hammond AP-2
Pace Project No.: 92713565

Lab ID	Sample ID	Method	Analysts	Analytes Reported
		EPA 7470A	VB	1
		SM 2540C-2015	DL1	1
		SM 2320B-2011	SMS	3
		SM 4500-S2D-2011	JP1	1
		EPA 300.0 Rev 2.1 1993	JCM	3
92713565007	**HAM-HGWC-17**	EPA 6010D	DRB	6
		EPA 6020B	CW1	13
		EPA 7470A	VB	1
		SM 2540C-2015	DL1	1
		SM 2320B-2011	SMS	3
		SM 4500-S2D-2011	JP1	1
		EPA 300.0 Rev 2.1 1993	JCM	3
92713565008	**HAM-HGWC-16**	EPA 6010D	DRB	6
		EPA 6020B	CW1	13
		EPA 7470A	VB	1
		SM 2540C-2015	DL1	1
		SM 2320B-2011	SMS	3
		SM 4500-S2D-2011	JP1	1
		EPA 300.0 Rev 2.1 1993	JCM	3
92713565009	**HAM-HGWC-18**	EPA 6010D	DRB	6
		EPA 6020B	CW1	13
		EPA 7470A	VB	1
		SM 2540C-2015	DL1	1
		SM 2320B-2011	SMS	3
		SM 4500-S2D-2011	JP1	1
		EPA 300.0 Rev 2.1 1993	JCM	3
92713565010	**HAM-MW-21D**	EPA 6010D	DRB	6
		EPA 6020B	CW1	13
		EPA 7470A	VB	1
		SM 2540C-2015	DL1	1
		SM 2320B-2011	SMS	3
		SM 4500-S2D-2011	JP1	1
		EPA 300.0 Rev 2.1 1993	JCM	3
92713565011	**HAM-MW-22**	EPA 6010D	DRB	6
		EPA 6020B	CW1	13
		EPA 7470A	VB	1
		SM 2540C-2015	DL1	1

This report shall not be reproduced, except in full,
without the written consent of Pace Analytical Services, LLC.

Pace Analytical Services, LLC
9800 Kincey Ave. Suite 100
Huntersville, NC 28078
(704)875-9092

SAMPLE ANALYTE COUNT

Project: Plant Hammond AP-2
Pace Project No.: 92713565

Lab ID	Sample ID	Method	Analysts	Analytes Reported
		SM 2320B-2011	SMS	3
		SM 4500-S2D-2011	JP1	1
		EPA 300.0 Rev 2.1 1993	JCM	3
92713565012	**HAM-MW-23D**	EPA 6010D	DRB	6
		EPA 6020B	CW1	13
		EPA 7470A	VB	1
		SM 2540C-2015	DL1	1
		SM 2320B-2011	SMS	3
		SM 4500-S2D-2011	JP1	1
		EPA 300.0 Rev 2.1 1993	JCM	3
92713565013	**HAM-MW-33**	EPA 6010D	DRB	6
		EPA 6020B	CW1	13
		EPA 7470A	VB	1
		SM 2540C-2015	DL1	1
		SM 2320B-2011	SMS	3
		SM 4500-S2D-2011	JP1	1
		EPA 300.0 Rev 2.1 1993	JCM	3
92713565014	**HAM-MW-34D**	EPA 6010D	DRB	6
		EPA 6020B	CW1	13
		EPA 7470A	VB	1
		SM 2540C-2015	DL1	1
		SM 2320B-2011	SMS	3
		SM 4500-S2D-2011	JP1	1
		EPA 300.0 Rev 2.1 1993	JCM	3
92713565015	**HAM-MW-37D**	EPA 6010D	DRB	6
		EPA 6020B	CW1	13
		EPA 7470A	VB	1
		SM 2540C-2015	DL1	1
		SM 2320B-2011	SMS	3
		SM 4500-S2D-2011	JP1	1
		EPA 300.0 Rev 2.1 1993	JCM	3
92713565016	**HAM-AP2-EB-01**	EPA 6010D	DRB	1
		EPA 6020B	CW1	13
		EPA 7470A	VB	1
		SM 2540C-2015	DL1	1
		EPA 300.0 Rev 2.1 1993	JCM	3
92713565017	**HAM-AP2-FB-01**	EPA 6010D	DRB	1

This report shall not be reproduced, except in full,
without the written consent of Pace Analytical Services, LLC.

Pace Analytical Services, LLC
9800 Kincey Ave. Suite 100
Huntersville, NC 28078
(704)875-9092

SAMPLE ANALYTE COUNT

Project: Plant Hammond AP-2
Pace Project No.: 92713565

Lab ID	Sample ID	Method	Analysts	Analytes Reported
		EPA 6020B	CW1	13
		EPA 7470A	VB	1
		SM 2540C-2015	DL1	1
		EPA 300.0 Rev 2.1 1993	JCM	3
92713565018	**HAM-AP2-FD-01**	EPA 6010D	DRB	6
		EPA 6020B	CW1	13
		EPA 7470A	VB	1
		SM 2540C-2015	DL1	1
		SM 2320B-2011	SMS	3
		SM 4500-S2D-2011	JP1	1
		EPA 300.0 Rev 2.1 1993	JCM	3
92713565019	**HAM-AP2-FD-02**	EPA 6010D	DRB	6
		EPA 6020B	CW1	13
		EPA 7470A	VB	1
		SM 2540C-2015	DL1	1
		SM 2320B-2011	SMS	3
		SM 4500-S2D-2011	JP1	1
		EPA 300.0 Rev 2.1 1993	JCM	3
92713565020	**HAM-MW-35**	EPA 6010D	DRB	6
		EPA 6020B	MT1	13
		EPA 7470A	VB	1
		SM 2540C-2015	DL1	1
		SM 2320B-2011	SMS	3
		SM 4500-S2D-2011	JP1	1
		EPA 300.0 Rev 2.1 1993	JCM	3
92713565021	**HAM-MW-51**	EPA 6010D	DRB	6
		EPA 6020B	MT1	13
		EPA 7470A	VB	1
		SM 2540C-2015	DL1	1
		SM 2320B-2011	SMS	3
		SM 4500-S2D-2011	JP1	1
		EPA 300.0 Rev 2.1 1993	JCM	3
92713565022	**HAM-AP2-EB-02**	EPA 6010D	DRB	1
		EPA 6020B	MT1	13
		EPA 7470A	VB	1
		SM 2540C-2015	DL1	1
		EPA 300.0 Rev 2.1 1993	JCM	3

This report shall not be reproduced, except in full,
without the written consent of Pace Analytical Services, LLC.

Pace Analytical Services, LLC
9800 Kincey Ave. Suite 100
Huntersville, NC 28078
(704)875-9092

SAMPLE ANALYTE COUNT

Project: Plant Hammond AP-2
Pace Project No.: 92713565

Lab ID	Sample ID	Method	Analysts	Analytes Reported
92713565023	**HAM-AP2-FB-02**	EPA 6010D	DRB	1
		EPA 6020B	MT1	13
		EPA 7470A	VB	1
		SM 2540C-2015	DL1	1
		EPA 300.0 Rev 2.1 1993	JCM	3

PASI-A = Pace Analytical Services - Asheville
PASI-GA = Pace Analytical Services - Peachtree Corners, GA

This report shall not be reproduced, except in full,
without the written consent of Pace Analytical Services, LLC.

Pace Analytical Services, LLC
9800 Kincey Ave. Suite 100
Huntersville, NC 28078
(704)875-9092

SUMMARY OF DETECTION

Project: Plant Hammond AP-2
Pace Project No.: 92713565

Lab Sample ID Method	Client Sample ID Parameters	Result	Units	Report Limit	Analyzed	Qualifiers
92713565001	**HAM-HGWA-4**					
EPA 6010D	Iron	0.20	mg/L	0.040	02/26/24 02:01	
EPA 6010D	Manganese	0.036J	mg/L	0.040	02/26/24 02:01	
EPA 6010D	Potassium	2.2	mg/L	0.50	02/26/24 02:01	
EPA 6010D	Sodium	3.6	mg/L	1.0	02/26/24 02:01	
EPA 6010D	Calcium	31.1	mg/L	1.0	02/26/24 02:01	
EPA 6010D	Magnesium	6.0	mg/L	0.050	02/26/24 02:01	
EPA 6020B	Barium	0.054	mg/L	0.0050	02/20/24 16:28	
EPA 6020B	Boron	0.023J	mg/L	0.040	02/20/24 16:28	
EPA 6020B	Cobalt	0.00056J	mg/L	0.0050	02/20/24 16:28	
EPA 6020B	Lead	0.00019J	mg/L	0.0010	02/20/24 16:28	
SM 2320B-2011	Alkalinity,Bicarbonate (CaCO3)	28.2	mg/L	5.0	02/19/24 16:50	
SM 2320B-2011	Alkalinity, Total as CaCO3	28.2	mg/L	5.0	02/19/24 16:50	
SM 2540C-2015	Total Dissolved Solids	176	mg/L	25.0	02/18/24 14:55	
EPA 300.0 Rev 2.1 1993	Chloride	1.4	mg/L	1.0	02/16/24 04:16	
EPA 300.0 Rev 2.1 1993	Fluoride	0.13	mg/L	0.10	02/16/24 04:16	
EPA 300.0 Rev 2.1 1993	Sulfate	64.6	mg/L	1.0	02/16/24 04:16	
92713565002	**HAM-HGWA-5**					
EPA 6010D	Iron	5.2J	mg/L	8.0	02/28/24 08:49	D3
EPA 6010D	Manganese	0.065	mg/L	0.040	02/26/24 02:06	
EPA 6010D	Potassium	11.6	mg/L	0.50	02/26/24 02:06	
EPA 6010D	Sodium	4.0	mg/L	1.0	02/26/24 02:06	
EPA 6010D	Calcium	20.6	mg/L	1.0	02/26/24 02:06	
EPA 6010D	Magnesium	1.2	mg/L	0.050	02/26/24 02:06	
EPA 6020B	Barium	0.048	mg/L	0.0050	02/20/24 16:32	
EPA 6020B	Cobalt	0.00039J	mg/L	0.0050	02/20/24 16:32	
EPA 6020B	Lithium	0.0032J	mg/L	0.030	02/20/24 16:32	
SM 2320B-2011	Alkalinity,Bicarbonate (CaCO3)	91.1	mg/L	5.0	02/19/24 16:56	
SM 2320B-2011	Alkalinity, Total as CaCO3	91.1	mg/L	5.0	02/19/24 16:56	
SM 2540C-2015	Total Dissolved Solids	155	mg/L	25.0	02/18/24 14:55	
EPA 300.0 Rev 2.1 1993	Chloride	1.8	mg/L	1.0	02/16/24 04:30	
EPA 300.0 Rev 2.1 1993	Fluoride	0.059J	mg/L	0.10	02/16/24 04:30	M1
EPA 300.0 Rev 2.1 1993	Sulfate	21.8	mg/L	1.0	02/16/24 04:30	
92713565003	**HAM-HGWA-6**					
EPA 6010D	Iron	0.50	mg/L	0.40	02/28/24 08:52	
EPA 6010D	Sodium	8.4J	mg/L	10.0	02/28/24 08:52	D3
EPA 6010D	Calcium	55.4	mg/L	10.0	02/28/24 08:52	
EPA 6010D	Magnesium	10.1	mg/L	0.50	02/28/24 08:52	
EPA 6020B	Barium	0.19	mg/L	0.0050	02/20/24 16:35	
EPA 6020B	Boron	0.015J	mg/L	0.040	02/20/24 16:35	
EPA 6020B	Lithium	0.010J	mg/L	0.030	02/20/24 16:35	
SM 2320B-2011	Alkalinity,Bicarbonate (CaCO3)	157	mg/L	5.0	02/19/24 17:05	
SM 2320B-2011	Alkalinity, Total as CaCO3	157	mg/L	5.0	02/19/24 17:05	
SM 2540C-2015	Total Dissolved Solids	240	mg/L	25.0	02/20/24 11:28	
EPA 300.0 Rev 2.1 1993	Chloride	1.4	mg/L	1.0	02/16/24 05:13	
EPA 300.0 Rev 2.1 1993	Fluoride	0.065J	mg/L	0.10	02/16/24 05:13	
EPA 300.0 Rev 2.1 1993	Sulfate	35.3	mg/L	1.0	02/16/24 05:13	

This report shall not be reproduced, except in full,
without the written consent of Pace Analytical Services, LLC.

Pace Analytical Services, LLC
9800 Kincey Ave. Suite 100
Huntersville, NC 28078
(704)875-9092

SUMMARY OF DETECTION

Project: Plant Hammond AP-2
Pace Project No.: 92713565

Lab Sample ID Method	Client Sample ID Parameters	Result	Units	Report Limit	Analyzed	Qualifiers
92713565004	**HAM-HGWA-42D**					
EPA 6010D	Iron	0.68	mg/L	0.040	02/26/24 02:15	
EPA 6010D	Potassium	0.45J	mg/L	0.50	02/26/24 02:15	
EPA 6010D	Sodium	8.8	mg/L	1.0	02/26/24 02:15	
EPA 6010D	Calcium	47.7	mg/L	1.0	02/26/24 02:15	
EPA 6010D	Magnesium	7.3	mg/L	0.050	02/26/24 02:15	
EPA 6020B	Barium	0.23	mg/L	0.0050	02/20/24 16:39	
EPA 6020B	Boron	0.045	mg/L	0.040	02/20/24 16:39	
EPA 6020B	Chromium	0.010	mg/L	0.0050	02/20/24 16:39	
EPA 6020B	Lead	0.00085J	mg/L	0.0010	02/20/24 16:39	
EPA 6020B	Lithium	0.011J	mg/L	0.030	02/20/24 16:39	
EPA 6020B	Molybdenum	0.0021J	mg/L	0.010	02/20/24 16:39	
SM 2320B-2011	Alkalinity,Bicarbonate (CaCO3)	152	mg/L	5.0	02/19/24 17:15	
SM 2320B-2011	Alkalinity, Total as CaCO3	152	mg/L	5.0	02/19/24 17:15	
SM 2540C-2015	Total Dissolved Solids	212	mg/L	25.0	02/20/24 11:28	
EPA 300.0 Rev 2.1 1993	Chloride	4.1	mg/L	1.0	02/16/24 05:28	
EPA 300.0 Rev 2.1 1993	Fluoride	0.087J	mg/L	0.10	02/16/24 05:28	
EPA 300.0 Rev 2.1 1993	Sulfate	17.1	mg/L	1.0	02/16/24 05:28	
92713565005	**HAM-HGWC-14**					
EPA 6010D	Calcium	418	mg/L	5.0	03/01/24 15:39	
EPA 6010D	Iron	1.2	mg/L	0.040	03/01/24 15:37	
EPA 6010D	Manganese	3.3	mg/L	0.040	03/01/24 15:37	
EPA 6010D	Potassium	10.9	mg/L	0.50	03/01/24 15:37	
EPA 6010D	Sodium	9.4	mg/L	1.0	03/01/24 15:37	
EPA 6010D	Magnesium	36.0	mg/L	0.050	03/01/24 15:37	
EPA 6020B	Arsenic	0.0026J	mg/L	0.0050	02/26/24 17:02	
EPA 6020B	Barium	0.020	mg/L	0.0050	02/26/24 17:02	
EPA 6020B	Beryllium	0.00044J	mg/L	0.00050	02/26/24 17:02	
EPA 6020B	Boron	7.3	mg/L	0.040	02/26/24 17:02	
EPA 6020B	Cobalt	0.038	mg/L	0.0050	02/26/24 17:02	
EPA 6020B	Lead	0.0012	mg/L	0.0010	02/26/24 17:02	
EPA 6020B	Lithium	0.0029J	mg/L	0.030	02/26/24 17:02	
EPA 6020B	Selenium	0.0056	mg/L	0.0050	02/26/24 17:02	
SM 2540C-2015	Total Dissolved Solids	1720	mg/L	25.0	02/23/24 13:34	
EPA 300.0 Rev 2.1 1993	Chloride	88.9	mg/L	21.0	02/22/24 11:52	
EPA 300.0 Rev 2.1 1993	Fluoride	0.065J	mg/L	0.10	02/21/24 07:51	
EPA 300.0 Rev 2.1 1993	Sulfate	898	mg/L	21.0	02/22/24 11:52	
92713565006	**HAM-HGWC-15**					
EPA 6010D	Iron	0.028J	mg/L	0.040	03/01/24 15:42	
EPA 6010D	Manganese	8.8	mg/L	0.040	03/01/24 15:42	
EPA 6010D	Potassium	1.0	mg/L	0.50	03/01/24 15:42	
EPA 6010D	Sodium	11.3	mg/L	1.0	03/01/24 15:42	
EPA 6010D	Calcium	175	mg/L	1.0	03/01/24 15:42	
EPA 6010D	Magnesium	28.6	mg/L	0.050	03/01/24 15:42	
EPA 6020B	Antimony	0.0014J	mg/L	0.0030	02/26/24 17:14	
EPA 6020B	Barium	0.017	mg/L	0.0050	02/26/24 17:14	
EPA 6020B	Boron	1.8	mg/L	0.040	02/26/24 17:14	

This report shall not be reproduced, except in full,
without the written consent of Pace Analytical Services, LLC.

Pace Analytical Services, LLC
9800 Kincey Ave. Suite 100
Huntersville, NC 28078
(704)875-9092

SUMMARY OF DETECTION

Project: Plant Hammond AP-2
Pace Project No.: 92713565

Lab Sample ID Method	Client Sample ID Parameters	Result	Units	Report Limit	Analyzed	Qualifiers
92713565006	**HAM-HGWC-15**					
EPA 6020B	Cadmium	0.00084	mg/L	0.00050	02/26/24 17:14	
EPA 6020B	Cobalt	0.0058	mg/L	0.0050	02/26/24 17:14	
EPA 6020B	Lithium	0.014J	mg/L	0.030	02/26/24 17:14	
SM 2540C-2015	Total Dissolved Solids	830	mg/L	25.0	02/23/24 13:35	
SM 2320B-2011	Alkalinity,Bicarbonate (CaCO3)	146	mg/L	5.0	02/22/24 14:20	
SM 2320B-2011	Alkalinity, Total as CaCO3	146	mg/L	5.0	02/22/24 14:20	
EPA 300.0 Rev 2.1 1993	Chloride	70.2	mg/L	1.0	02/21/24 08:05	
EPA 300.0 Rev 2.1 1993	Fluoride	0.064J	mg/L	0.10	02/21/24 08:05	
EPA 300.0 Rev 2.1 1993	Sulfate	305	mg/L	7.0	02/22/24 12:07	
92713565007	**HAM-HGWC-17**					
EPA 6010D	Iron	0.14	mg/L	0.040	03/01/24 15:45	
EPA 6010D	Manganese	0.66	mg/L	0.040	03/01/24 15:45	
EPA 6010D	Potassium	2.2	mg/L	0.50	03/01/24 15:45	
EPA 6010D	Sodium	11.3	mg/L	1.0	03/01/24 15:45	
EPA 6010D	Calcium	199	mg/L	1.0	03/01/24 15:45	
EPA 6010D	Magnesium	22.8	mg/L	0.050	03/01/24 15:45	
EPA 6020B	Barium	0.023	mg/L	0.0050	02/26/24 17:18	
EPA 6020B	Boron	5.7	mg/L	0.040	02/26/24 17:18	
EPA 6020B	Cobalt	0.0036J	mg/L	0.0050	02/26/24 17:18	
SM 2540C-2015	Total Dissolved Solids	815	mg/L	25.0	02/23/24 13:35	
SM 2320B-2011	Alkalinity,Bicarbonate (CaCO3)	200	mg/L	5.0	02/22/24 14:42	
SM 2320B-2011	Alkalinity, Total as CaCO3	200	mg/L	5.0	02/22/24 14:42	
EPA 300.0 Rev 2.1 1993	Chloride	81.7	mg/L	1.0	02/21/24 08:20	
EPA 300.0 Rev 2.1 1993	Fluoride	0.057J	mg/L	0.10	02/21/24 08:20	
EPA 300.0 Rev 2.1 1993	Sulfate	260	mg/L	6.0	02/22/24 12:37	
92713565008	**HAM-HGWC-16**					
EPA 6010D	Iron	1.6	mg/L	0.040	03/01/24 15:48	
EPA 6010D	Manganese	0.051	mg/L	0.040	03/01/24 15:48	
EPA 6010D	Potassium	0.77	mg/L	0.50	03/01/24 15:48	
EPA 6010D	Sodium	9.9	mg/L	1.0	03/01/24 15:48	
EPA 6010D	Calcium	199	mg/L	1.0	03/01/24 15:48	
EPA 6010D	Magnesium	15.4	mg/L	0.050	03/01/24 15:48	
EPA 6020B	Barium	0.098	mg/L	0.0050	02/26/24 17:21	
EPA 6020B	Boron	2.3	mg/L	0.040	02/26/24 17:21	
EPA 6020B	Lithium	0.0030J	mg/L	0.030	02/26/24 17:21	
SM 2540C-2015	Total Dissolved Solids	755	mg/L	25.0	02/23/24 13:36	
SM 2320B-2011	Alkalinity,Bicarbonate (CaCO3)	200	mg/L	5.0	02/22/24 14:57	
SM 2320B-2011	Alkalinity, Total as CaCO3	200	mg/L	5.0	02/22/24 14:57	
EPA 300.0 Rev 2.1 1993	Chloride	87.5	mg/L	1.0	02/21/24 09:07	
EPA 300.0 Rev 2.1 1993	Sulfate	220	mg/L	5.0	02/22/24 12:53	
92713565009	**HAM-HGWC-18**					
EPA 6010D	Calcium	347	mg/L	5.0	03/01/24 15:53	
EPA 6010D	Iron	0.20	mg/L	0.040	02/28/24 15:42	
EPA 6010D	Manganese	4.4	mg/L	0.040	02/28/24 15:42	
EPA 6010D	Potassium	9.5	mg/L	0.50	02/28/24 15:42	
EPA 6010D	Sodium	10.2	mg/L	1.0	02/28/24 15:42	

This report shall not be reproduced, except in full,
without the written consent of Pace Analytical Services, LLC.

Pace Analytical Services, LLC
9800 Kincey Ave. Suite 100
Huntersville, NC 28078
(704)875-9092

SUMMARY OF DETECTION

Project: Plant Hammond AP-2
Pace Project No.: 92713565

Lab Sample ID Method	Client Sample ID Parameters	Result	Units	Report Limit	Analyzed	Qualifiers
92713565009	**HAM-HGWC-18**					
EPA 6010D	Magnesium	29.5	mg/L	0.050	02/28/24 15:42	
EPA 6020B	Arsenic	0.0027J	mg/L	0.0050	02/26/24 17:25	
EPA 6020B	Barium	0.020	mg/L	0.0050	02/26/24 17:25	
EPA 6020B	Beryllium	0.0022	mg/L	0.00050	02/26/24 17:25	
EPA 6020B	Boron	7.0	mg/L	0.040	02/26/24 17:25	
EPA 6020B	Cadmium	0.0015	mg/L	0.00050	02/26/24 17:25	
EPA 6020B	Cobalt	0.15	mg/L	0.0050	02/26/24 17:25	
EPA 6020B	Lead	0.0011	mg/L	0.0010	02/26/24 17:25	
EPA 6020B	Lithium	0.0098J	mg/L	0.030	02/26/24 17:25	
EPA 6020B	Selenium	0.013	mg/L	0.0050	02/26/24 17:25	
SM 2540C-2015	Total Dissolved Solids	1360	mg/L	25.0	02/23/24 13:37	
EPA 300.0 Rev 2.1 1993	Chloride	99.0	mg/L	17.0	02/22/24 13:38	
EPA 300.0 Rev 2.1 1993	Fluoride	0.17	mg/L	0.10	02/21/24 09:22	
EPA 300.0 Rev 2.1 1993	Sulfate	755	mg/L	17.0	02/22/24 13:38	
92713565010	**HAM-MW-21D**					
EPA 6010D	Iron	4.1	mg/L	0.040	03/01/24 15:55	
EPA 6010D	Manganese	0.24	mg/L	0.040	03/01/24 15:55	
EPA 6010D	Potassium	0.74	mg/L	0.50	03/01/24 15:55	
EPA 6010D	Sodium	8.0	mg/L	1.0	03/01/24 15:55	
EPA 6010D	Calcium	104	mg/L	1.0	03/01/24 15:55	
EPA 6010D	Magnesium	17.0	mg/L	0.050	03/01/24 15:55	
EPA 6020B	Barium	0.034	mg/L	0.0050	02/26/24 17:29	
EPA 6020B	Boron	2.3	mg/L	0.040	02/26/24 17:29	
EPA 6020B	Lithium	0.012J	mg/L	0.030	02/26/24 17:29	
EPA 6020B	Molybdenum	0.015	mg/L	0.010	02/26/24 17:29	
SM 2540C-2015	Total Dissolved Solids	477	mg/L	25.0	02/23/24 15:15	
SM 2320B-2011	Alkalinity,Bicarbonate (CaCO3)	127	mg/L	5.0	02/22/24 15:16	
SM 2320B-2011	Alkalinity, Total as CaCO3	127	mg/L	5.0	02/22/24 15:16	
EPA 300.0 Rev 2.1 1993	Chloride	29.7	mg/L	1.0	02/21/24 09:38	
EPA 300.0 Rev 2.1 1993	Sulfate	150	mg/L	3.0	02/22/24 13:54	
92713565011	**HAM-MW-22**					
EPA 6010D	Manganese	11.0	mg/L	0.040	02/28/24 15:47	
EPA 6010D	Iron	0.033J	mg/L	0.040	03/01/24 15:58	
EPA 6010D	Potassium	0.76	mg/L	0.50	03/01/24 15:58	
EPA 6010D	Sodium	12.4	mg/L	1.0	03/01/24 15:58	
EPA 6010D	Calcium	186	mg/L	1.0	03/01/24 15:58	
EPA 6010D	Magnesium	37.1	mg/L	0.050	03/01/24 15:58	
EPA 6020B	Barium	0.012	mg/L	0.0050	02/26/24 18:19	
EPA 6020B	Boron	2.2	mg/L	0.040	02/26/24 18:19	
EPA 6020B	Cadmium	0.0018	mg/L	0.00050	02/26/24 18:19	
EPA 6020B	Cobalt	0.019	mg/L	0.0050	02/26/24 18:19	
SM 2540C-2015	Total Dissolved Solids	994	mg/L	25.0	02/23/24 15:15	
SM 2320B-2011	Alkalinity,Bicarbonate (CaCO3)	32.0	mg/L	5.0	02/22/24 15:26	
SM 2320B-2011	Alkalinity, Total as CaCO3	32.0	mg/L	5.0	02/22/24 15:26	
EPA 300.0 Rev 2.1 1993	Chloride	98.8	mg/L	2.0	02/22/24 14:39	
EPA 300.0 Rev 2.1 1993	Sulfate	427	mg/L	10.0	02/22/24 19:08	

This report shall not be reproduced, except in full,
without the written consent of Pace Analytical Services, LLC.

Pace Analytical Services, LLC
9800 Kincey Ave. Suite 100
Huntersville, NC 28078
(704)875-9092

SUMMARY OF DETECTION

Project: Plant Hammond AP-2
Pace Project No.: 92713565

Lab Sample ID Method	Client Sample ID Parameters	Result	Units	Report Limit	Analyzed	Qualifiers
92713565012	**HAM-MW-23D**					
EPA 6010D	Iron	0.10	mg/L	0.040	03/01/24 16:14	
EPA 6010D	Manganese	5.2	mg/L	0.040	03/01/24 16:14	
EPA 6010D	Potassium	1.9	mg/L	0.50	03/01/24 16:14	
EPA 6010D	Sodium	12.1	mg/L	1.0	03/01/24 16:14	M1
EPA 6010D	Calcium	286	mg/L	1.0	03/01/24 16:14	M1
EPA 6010D	Magnesium	28.4	mg/L	0.050	03/01/24 16:14	M1
EPA 6020B	Antimony	0.00057J	mg/L	0.0030	02/26/24 18:33	
EPA 6020B	Barium	0.041	mg/L	0.0050	02/26/24 18:33	
EPA 6020B	Boron	2.8	mg/L	0.040	02/26/24 18:33	
EPA 6020B	Cadmium	0.00017J	mg/L	0.00050	02/26/24 18:33	
EPA 6020B	Cobalt	0.00086J	mg/L	0.0050	02/26/24 18:33	
EPA 6020B	Lithium	0.0016J	mg/L	0.030	02/26/24 18:33	
EPA 6020B	Molybdenum	0.0047J	mg/L	0.010	02/26/24 18:33	
SM 2540C-2015	Total Dissolved Solids	1260	mg/L	25.0	02/23/24 15:16	
SM 2320B-2011	Alkalinity,Bicarbonate (CaCO3)	247	mg/L	5.0	02/22/24 16:39	
SM 2320B-2011	Alkalinity, Total as CaCO3	247	mg/L	5.0	02/22/24 16:39	
EPA 300.0 Rev 2.1 1993	Chloride	116	mg/L	9.0	02/22/24 14:54	
EPA 300.0 Rev 2.1 1993	Sulfate	401	mg/L	9.0	02/22/24 14:54	
92713565013	**HAM-MW-33**					
EPA 6010D	Iron	0.058	mg/L	0.040	03/01/24 16:24	
EPA 6010D	Manganese	3.6	mg/L	0.040	03/01/24 16:24	
EPA 6010D	Potassium	9.3	mg/L	0.50	03/01/24 16:24	
EPA 6010D	Sodium	13.5	mg/L	1.0	03/01/24 16:24	
EPA 6010D	Magnesium	30.9	mg/L	0.050	03/01/24 16:24	
EPA 6010D	Calcium	337	mg/L	5.0	03/01/24 16:26	
EPA 6020B	Arsenic	0.0024J	mg/L	0.0050	02/26/24 18:37	
EPA 6020B	Barium	0.016	mg/L	0.0050	02/26/24 18:37	
EPA 6020B	Beryllium	0.00059	mg/L	0.00050	02/26/24 18:37	
EPA 6020B	Boron	5.4	mg/L	0.040	02/26/24 18:37	
EPA 6020B	Cadmium	0.00014J	mg/L	0.00050	02/26/24 18:37	
EPA 6020B	Cobalt	0.042	mg/L	0.0050	02/26/24 18:37	
EPA 6020B	Lead	0.00084J	mg/L	0.0010	02/26/24 18:37	
EPA 6020B	Selenium	0.011	mg/L	0.0050	02/26/24 18:37	
SM 2540C-2015	Total Dissolved Solids	2160	mg/L	25.0	02/23/24 15:16	1g
EPA 300.0 Rev 2.1 1993	Chloride	65.5	mg/L	1.0	02/21/24 10:55	
EPA 300.0 Rev 2.1 1993	Fluoride	0.088J	mg/L	0.10	02/21/24 10:55	
EPA 300.0 Rev 2.1 1993	Sulfate	820	mg/L	19.0	02/22/24 15:09	
92713565014	**HAM-MW-34D**					
EPA 6010D	Iron	0.090	mg/L	0.040	03/01/24 16:29	
EPA 6010D	Manganese	3.7	mg/L	0.040	03/01/24 16:29	
EPA 6010D	Potassium	9.2	mg/L	0.50	03/01/24 16:29	
EPA 6010D	Sodium	11.2	mg/L	1.0	03/01/24 16:29	
EPA 6010D	Magnesium	41.6	mg/L	0.050	03/01/24 16:29	
EPA 6010D	Calcium	458	mg/L	5.0	03/01/24 16:32	
EPA 6020B	Arsenic	0.00099J	mg/L	0.0050	02/26/24 18:41	
EPA 6020B	Barium	0.033	mg/L	0.0050	02/26/24 18:41	

This report shall not be reproduced, except in full,
without the written consent of Pace Analytical Services, LLC.

Pace Analytical Services, LLC
9800 Kincey Ave. Suite 100
Huntersville, NC 28078
(704)875-9092

SUMMARY OF DETECTION

Project: Plant Hammond AP-2
Pace Project No.: 92713565

Lab Sample ID Method	Client Sample ID Parameters	Result	Units	Report Limit	Analyzed	Qualifiers
92713565014	**HAM-MW-34D**					
EPA 6020B	Boron	8.1	mg/L	0.040	02/26/24 18:41	
EPA 6020B	Cadmium	0.00080	mg/L	0.00050	02/26/24 18:41	
EPA 6020B	Cobalt	0.0067	mg/L	0.0050	02/26/24 18:41	
SM 2540C-2015	Total Dissolved Solids	2010	mg/L	25.0	02/23/24 15:16	1g
SM 2320B-2011	Alkalinity,Bicarbonate (CaCO3)	96.1	mg/L	5.0	02/22/24 15:59	
SM 2320B-2011	Alkalinity, Total as CaCO3	96.1	mg/L	5.0	02/22/24 15:59	
EPA 300.0 Rev 2.1 1993	Chloride	143	mg/L	22.0	02/22/24 15:29	
EPA 300.0 Rev 2.1 1993	Sulfate	918	mg/L	22.0	02/22/24 15:29	
92713565015	**HAM-MW-37D**					
EPA 6010D	Iron	0.17	mg/L	0.040	03/01/24 16:45	
EPA 6010D	Manganese	0.015J	mg/L	0.040	03/01/24 16:45	
EPA 6010D	Potassium	0.69	mg/L	0.50	03/01/24 16:45	
EPA 6010D	Sodium	11.3	mg/L	1.0	03/01/24 16:45	
EPA 6010D	Calcium	52.7	mg/L	1.0	03/01/24 16:45	
EPA 6010D	Magnesium	10.9	mg/L	0.050	03/01/24 16:45	
EPA 6020B	Barium	0.15	mg/L	0.0050	02/26/24 18:45	
EPA 6020B	Boron	0.12	mg/L	0.040	02/26/24 18:45	BC
EPA 6020B	Lithium	0.021J	mg/L	0.030	02/26/24 18:45	
EPA 6020B	Molybdenum	0.0016J	mg/L	0.010	02/26/24 18:45	
SM 2540C-2015	Total Dissolved Solids	269	mg/L	25.0	02/23/24 15:18	
SM 2320B-2011	Alkalinity,Bicarbonate (CaCO3)	163	mg/L	5.0	02/22/24 21:03	
SM 2320B-2011	Alkalinity, Total as CaCO3	163	mg/L	5.0	02/22/24 21:03	
EPA 300.0 Rev 2.1 1993	Chloride	7.8	mg/L	1.0	02/21/24 11:25	
EPA 300.0 Rev 2.1 1993	Fluoride	0.050J	mg/L	0.10	02/21/24 11:25	
EPA 300.0 Rev 2.1 1993	Sulfate	30.4	mg/L	1.0	02/21/24 11:25	
92713565016	**HAM-AP2-EB-01**					
EPA 6020B	Boron	0.015J	mg/L	0.040	02/26/24 18:56	
EPA 6020B	Molybdenum	0.0016J	mg/L	0.010	02/26/24 18:56	
SM 2540C-2015	Total Dissolved Solids	64.0	mg/L	25.0	02/23/24 15:18	
92713565017	**HAM-AP2-FB-01**					
EPA 6020B	Molybdenum	0.0016J	mg/L	0.010	02/26/24 19:00	
SM 2540C-2015	Total Dissolved Solids	387	mg/L	25.0	02/23/24 15:18	
92713565018	**HAM-AP2-FD-01**					
EPA 6010D	Iron	1.6	mg/L	0.040	02/28/24 16:48	
EPA 6010D	Manganese	0.051	mg/L	0.040	02/28/24 16:48	
EPA 6010D	Potassium	0.87	mg/L	0.50	02/28/24 16:48	
EPA 6010D	Sodium	10.2	mg/L	1.0	02/28/24 16:48	
EPA 6010D	Calcium	190	mg/L	1.0	02/28/24 16:48	
EPA 6010D	Magnesium	15.4	mg/L	0.050	02/28/24 16:48	
EPA 6020B	Barium	0.089	mg/L	0.0050	02/26/24 19:03	
EPA 6020B	Boron	2.1	mg/L	0.040	02/26/24 19:03	
EPA 6020B	Lithium	0.0028J	mg/L	0.030	02/26/24 19:03	
SM 2540C-2015	Total Dissolved Solids	818	mg/L	25.0	02/23/24 15:19	
SM 2320B-2011	Alkalinity,Bicarbonate (CaCO3)	197	mg/L	5.0	02/22/24 21:28	
SM 2320B-2011	Alkalinity, Total as CaCO3	197	mg/L	5.0	02/22/24 21:28	

This report shall not be reproduced, except in full,
without the written consent of Pace Analytical Services, LLC.

Pace Analytical Services, LLC
9800 Kincey Ave. Suite 100
Huntersville, NC 28078
(704)875-9092

SUMMARY OF DETECTION

Project: Plant Hammond AP-2
Pace Project No.: 92713565

Lab Sample ID Method	Client Sample ID Parameters	Result	Units	Report Limit	Analyzed	Qualifiers
92713565018	**HAM-AP2-FD-01**					
EPA 300.0 Rev 2.1 1993	Chloride	86.8	mg/L	1.0	02/21/24 12:12	
EPA 300.0 Rev 2.1 1993	Sulfate	222	mg/L	5.0	02/22/24 15:44	
92713565019	**HAM-AP2-FD-02**					
EPA 6010D	Iron	0.085	mg/L	0.040	03/01/24 16:48	
EPA 6010D	Manganese	3.4	mg/L	0.040	03/01/24 16:48	
EPA 6010D	Potassium	9.5	mg/L	0.50	03/01/24 16:48	
EPA 6010D	Sodium	12.9	mg/L	1.0	03/01/24 16:48	
EPA 6010D	Magnesium	30.8	mg/L	0.050	03/01/24 16:48	
EPA 6010D	Calcium	329	mg/L	5.0	03/01/24 16:51	
EPA 6020B	Arsenic	0.0021J	mg/L	0.0050	02/26/24 19:07	
EPA 6020B	Barium	0.016	mg/L	0.0050	02/26/24 19:07	
EPA 6020B	Beryllium	0.00053	mg/L	0.00050	02/26/24 19:07	
EPA 6020B	Boron	5.2	mg/L	0.040	02/26/24 19:07	
EPA 6020B	Cadmium	0.00014J	mg/L	0.00050	02/26/24 19:07	
EPA 6020B	Cobalt	0.039	mg/L	0.0050	02/26/24 19:07	
EPA 6020B	Lead	0.00077J	mg/L	0.0010	02/26/24 19:07	
EPA 6020B	Selenium	0.0097	mg/L	0.0050	02/26/24 19:07	
SM 2540C-2015	Total Dissolved Solids	1430	mg/L	25.0	02/23/24 15:19	
EPA 300.0 Rev 2.1 1993	Chloride	60.9	mg/L	1.0	02/21/24 12:27	
EPA 300.0 Rev 2.1 1993	Fluoride	0.079J	mg/L	0.10	02/21/24 12:27	
EPA 300.0 Rev 2.1 1993	Sulfate	808	mg/L	18.0	02/22/24 15:59	
92713565020	**HAM-MW-35**					
EPA 6010D	Calcium	473	mg/L	5.0	03/04/24 08:58	
EPA 6010D	Iron	0.040J	mg/L	0.040	03/02/24 09:09	
EPA 6010D	Manganese	8.2	mg/L	0.040	03/02/24 09:09	
EPA 6010D	Potassium	7.4	mg/L	0.50	03/02/24 09:09	
EPA 6010D	Sodium	18.5	mg/L	1.0	03/02/24 09:09	
EPA 6010D	Magnesium	54.7	mg/L	0.050	03/02/24 09:09	
EPA 6020B	Arsenic	0.0073	mg/L	0.0050	02/29/24 16:45	
EPA 6020B	Barium	0.021	mg/L	0.0050	02/29/24 16:45	
EPA 6020B	Beryllium	0.00064	mg/L	0.00050	02/28/24 19:15	
EPA 6020B	Boron	8.4	mg/L	0.040	02/28/24 19:15	M1
EPA 6020B	Cadmium	0.0013	mg/L	0.00050	02/29/24 16:45	
EPA 6020B	Cobalt	0.084	mg/L	0.0050	02/28/24 19:15	
EPA 6020B	Lead	0.00060J	mg/L	0.0010	02/29/24 16:45	
EPA 6020B	Lithium	0.0031J	mg/L	0.030	02/28/24 19:15	
EPA 6020B	Selenium	0.0057	mg/L	0.0050	02/29/24 16:45	
SM 2540C-2015	Total Dissolved Solids	2120	mg/L	25.0	02/23/24 15:20	1g
SM 2320B-2011	Alkalinity,Bicarbonate (CaCO3)	9.6	mg/L	5.0	02/27/24 19:39	
SM 2320B-2011	Alkalinity, Total as CaCO3	9.6	mg/L	5.0	02/27/24 19:39	
EPA 300.0 Rev 2.1 1993	Chloride	150	mg/L	25.0	02/25/24 05:07	M1
EPA 300.0 Rev 2.1 1993	Fluoride	0.16	mg/L	0.10	02/24/24 16:13	
EPA 300.0 Rev 2.1 1993	Sulfate	1060	mg/L	25.0	02/25/24 05:07	M1
92713565021	**HAM-MW-51**					
EPA 6010D	Iron	1.1	mg/L	0.040	03/02/24 09:12	
EPA 6010D	Manganese	7.2	mg/L	0.040	03/02/24 09:12	

This report shall not be reproduced, except in full,
without the written consent of Pace Analytical Services, LLC.

Pace Analytical Services, LLC
9800 Kincey Ave. Suite 100
Huntersville, NC 28078
(704)875-9092

SUMMARY OF DETECTION

Project: Plant Hammond AP-2
Pace Project No.: 92713565

Lab Sample ID Method	Client Sample ID Parameters	Result	Units	Report Limit	Analyzed	Qualifiers
92713565021	**HAM-MW-51**					
EPA 6010D	Potassium	8.0	mg/L	0.50	03/02/24 09:12	
EPA 6010D	Sodium	14.3	mg/L	1.0	03/02/24 09:12	
EPA 6010D	Magnesium	48.3	mg/L	0.050	03/02/24 09:12	
EPA 6010D	Calcium	486	mg/L	5.0	03/04/24 09:01	
EPA 6020B	Arsenic	0.0067	mg/L	0.0050	02/29/24 16:56	
EPA 6020B	Barium	0.028	mg/L	0.0050	02/29/24 16:56	
EPA 6020B	Beryllium	0.00047J	mg/L	0.00050	02/28/24 19:30	
EPA 6020B	Boron	7.9	mg/L	0.040	02/28/24 19:30	
EPA 6020B	Cadmium	0.00067	mg/L	0.00050	02/29/24 16:56	
EPA 6020B	Cobalt	0.046	mg/L	0.0050	02/28/24 19:30	
EPA 6020B	Lithium	0.0017J	mg/L	0.030	02/28/24 19:30	
EPA 6020B	Selenium	0.0019J	mg/L	0.0050	02/29/24 16:56	
SM 2540C-2015	Total Dissolved Solids	2040	mg/L	25.0	02/23/24 15:21	1g
SM 2320B-2011	Alkalinity,Bicarbonate (CaCO3)	56.1	mg/L	5.0	02/27/24 19:55	
SM 2320B-2011	Alkalinity, Total as CaCO3	56.1	mg/L	5.0	02/27/24 19:55	
EPA 300.0 Rev 2.1 1993	Chloride	125	mg/L	24.0	02/25/24 05:51	
EPA 300.0 Rev 2.1 1993	Fluoride	0.12	mg/L	0.10	02/24/24 17:28	
EPA 300.0 Rev 2.1 1993	Sulfate	1010	mg/L	24.0	02/25/24 05:51	
92713565022	**HAM-AP2-EB-02**					
EPA 6010D	Calcium	15.3	mg/L	1.0	03/02/24 09:15	
92713565023	**HAM-AP2-FB-02**					
SM 2540C-2015	Total Dissolved Solids	32.0	mg/L	25.0	02/23/24 15:23	

This report shall not be reproduced, except in full,
without the written consent of Pace Analytical Services, LLC.

Pace Analytical Services, LLC
9800 Kincey Ave. Suite 100
Huntersville, NC 28078
(704)875-9092

ANALYTICAL RESULTS

Project: Plant Hammond AP-2
Pace Project No.: 92713565

Sample: HAM-HGWA-4 **Lab ID: 92713565001** Collected: 02/13/24 16:50 Received: 02/14/24 14:50 Matrix: Water

Parameters	Results	Units	Report Limit	MDL	DF	Prepared	Analyzed	CAS No.	Qual
6010D ATL ICP	Analytical Method: EPA 6010D Preparation Method: EPA 3010A Pace Analytical Services - Peachtree Corners, GA								
Iron	**0.20**	mg/L	0.040	0.025	1	02/16/24 19:24	02/26/24 02:01	7439-89-6	
Manganese	**0.036J**	mg/L	0.040	0.011	1	02/16/24 19:24	02/26/24 02:01	7439-96-5	
Potassium	**2.2**	mg/L	0.50	0.15	1	02/16/24 19:24	02/26/24 02:01	7440-09-7	
Sodium	**3.6**	mg/L	1.0	0.58	1	02/16/24 19:24	02/26/24 02:01	7440-23-5	
Calcium	**31.1**	mg/L	1.0	0.12	1	02/16/24 19:24	02/26/24 02:01	7440-70-2	
Magnesium	**6.0**	mg/L	0.050	0.012	1	02/16/24 19:24	02/26/24 02:01	7439-95-4	
6020 MET ICPMS	Analytical Method: EPA 6020B Preparation Method: EPA 3005A Pace Analytical Services - Peachtree Corners, GA								
Antimony	ND	mg/L	0.0030	0.00054	1	02/17/24 05:35	02/20/24 16:28	7440-36-0	
Arsenic	ND	mg/L	0.0050	0.00084	1	02/17/24 05:35	02/20/24 16:28	7440-38-2	
Barium	**0.054**	mg/L	0.0050	0.00047	1	02/17/24 05:35	02/20/24 16:28	7440-39-3	
Beryllium	ND	mg/L	0.00050	0.000094	1	02/17/24 05:35	02/20/24 16:28	7440-41-7	
Boron	**0.023J**	mg/L	0.040	0.012	1	02/17/24 05:35	02/20/24 16:28	7440-42-8	
Cadmium	ND	mg/L	0.00050	0.00010	1	02/17/24 05:35	02/20/24 16:28	7440-43-9	
Chromium	ND	mg/L	0.0050	0.0019	1	02/17/24 05:35	02/20/24 16:28	7440-47-3	
Cobalt	**0.00056J**	mg/L	0.0050	0.00032	1	02/17/24 05:35	02/20/24 16:28	7440-48-4	
Lead	**0.00019J**	mg/L	0.0010	0.00016	1	02/17/24 05:35	02/20/24 16:28	7439-92-1	
Lithium	ND	mg/L	0.030	0.0016	1	02/17/24 05:35	02/20/24 16:28	7439-93-2	
Molybdenum	ND	mg/L	0.010	0.00062	1	02/17/24 05:35	02/20/24 16:28	7439-98-7	
Selenium	ND	mg/L	0.0050	0.00096	1	02/17/24 05:35	02/20/24 16:28	7782-49-2	
Thallium	ND	mg/L	0.0010	0.00038	1	02/17/24 05:35	02/20/24 16:28	7440-28-0	
7470 Mercury	Analytical Method: EPA 7470A Preparation Method: EPA 7470A Pace Analytical Services - Peachtree Corners, GA								
Mercury	ND	mg/L	0.00020	0.00013	1	02/22/24 11:30	02/22/24 14:58	7439-97-6	
2320B Alkalinity	Analytical Method: SM 2320B-2011 Pace Analytical Services - Asheville								
Alkalinity,Bicarbonate (CaCO3)	**28.2**	mg/L	5.0	5.0	1		02/19/24 16:50		
Alkalinity,Carbonate (CaCO3)	ND	mg/L	5.0	5.0	1		02/19/24 16:50		
Alkalinity, Total as CaCO3	**28.2**	mg/L	5.0	5.0	1		02/19/24 16:50		
2540C Total Dissolved Solids	Analytical Method: SM 2540C-2015 Pace Analytical Services - Asheville								
Total Dissolved Solids	**176**	mg/L	25.0	25.0	1		02/18/24 14:55		
4500S2D Sulfide Water	Analytical Method: SM 4500-S2D-2011 Pace Analytical Services - Asheville								
Sulfide	ND	mg/L	0.10	0.022	1		02/17/24 01:56	18496-25-8	
300.0 IC Anions 28 Days	Analytical Method: EPA 300.0 Rev 2.1 1993 Pace Analytical Services - Asheville								
Chloride	**1.4**	mg/L	1.0	0.60	1		02/16/24 04:16	16887-00-6	

This report shall not be reproduced, except in full,
without the written consent of Pace Analytical Services, LLC.

Pace Analytical Services, LLC
9800 Kincey Ave. Suite 100
Huntersville, NC 28078
(704)875-9092

ANALYTICAL RESULTS

Project: Plant Hammond AP-2
Pace Project No.: 92713565

Sample: HAM-HGWA-4 **Lab ID: 92713565001** Collected: 02/13/24 16:50 Received: 02/14/24 14:50 Matrix: Water

Parameters	Results	Units	Report Limit	MDL	DF	Prepared	Analyzed	CAS No.	Qual
300.0 IC Anions 28 Days	Analytical Method: EPA 300.0 Rev 2.1 1993 Pace Analytical Services - Asheville								
Fluoride	**0.13**	mg/L	0.10	0.050	1		02/16/24 04:16	16984-48-8	
Sulfate	**64.6**	mg/L	1.0	0.50	1		02/16/24 04:16	14808-79-8	

This report shall not be reproduced, except in full,
without the written consent of Pace Analytical Services, LLC.

Pace Analytical Services, LLC
9800 Kincey Ave. Suite 100
Huntersville, NC 28078
(704)875-9092

ANALYTICAL RESULTS

Project: Plant Hammond AP-2
Pace Project No.: 92713565

Sample: HAM-HGWA-5 **Lab ID: 92713565002** Collected: 02/13/24 16:54 Received: 02/14/24 14:50 Matrix: Water

Parameters	Results	Units	Report Limit	MDL	DF	Prepared	Analyzed	CAS No.	Qual
6010D ATL ICP	Analytical Method: EPA 6010D Preparation Method: EPA 3010A Pace Analytical Services - Peachtree Corners, GA								
Iron	**5.2J**	mg/L	8.0	5.0	200	02/16/24 19:24	02/28/24 08:49	7439-89-6	D3
Manganese	**0.065**	mg/L	0.040	0.011	1	02/16/24 19:24	02/26/24 02:06	7439-96-5	
Potassium	**11.6**	mg/L	0.50	0.15	1	02/16/24 19:24	02/26/24 02:06	7440-09-7	
Sodium	**4.0**	mg/L	1.0	0.58	1	02/16/24 19:24	02/26/24 02:06	7440-23-5	
Calcium	**20.6**	mg/L	1.0	0.12	1	02/16/24 19:24	02/26/24 02:06	7440-70-2	
Magnesium	**1.2**	mg/L	0.050	0.012	1	02/16/24 19:24	02/26/24 02:06	7439-95-4	
6020 MET ICPMS	Analytical Method: EPA 6020B Preparation Method: EPA 3005A Pace Analytical Services - Peachtree Corners, GA								
Antimony	ND	mg/L	0.0030	0.00054	1	02/17/24 05:35	02/20/24 16:32	7440-36-0	
Arsenic	ND	mg/L	0.0050	0.00084	1	02/17/24 05:35	02/20/24 16:32	7440-38-2	
Barium	**0.048**	mg/L	0.0050	0.00047	1	02/17/24 05:35	02/20/24 16:32	7440-39-3	
Beryllium	ND	mg/L	0.00050	0.000094	1	02/17/24 05:35	02/20/24 16:32	7440-41-7	
Boron	ND	mg/L	0.040	0.012	1	02/17/24 05:35	02/20/24 16:32	7440-42-8	
Cadmium	ND	mg/L	0.00050	0.00010	1	02/17/24 05:35	02/20/24 16:32	7440-43-9	
Chromium	ND	mg/L	0.0050	0.0019	1	02/17/24 05:35	02/20/24 16:32	7440-47-3	
Cobalt	**0.00039J**	mg/L	0.0050	0.00032	1	02/17/24 05:35	02/20/24 16:32	7440-48-4	
Lead	ND	mg/L	0.0010	0.00016	1	02/17/24 05:35	02/20/24 16:32	7439-92-1	
Lithium	**0.0032J**	mg/L	0.030	0.0016	1	02/17/24 05:35	02/20/24 16:32	7439-93-2	
Molybdenum	ND	mg/L	0.010	0.00062	1	02/17/24 05:35	02/20/24 16:32	7439-98-7	
Selenium	ND	mg/L	0.0050	0.00096	1	02/17/24 05:35	02/20/24 16:32	7782-49-2	
Thallium	ND	mg/L	0.0010	0.00038	1	02/17/24 05:35	02/20/24 16:32	7440-28-0	
7470 Mercury	Analytical Method: EPA 7470A Preparation Method: EPA 7470A Pace Analytical Services - Peachtree Corners, GA								
Mercury	ND	mg/L	0.00020	0.00013	1	02/22/24 11:30	02/22/24 15:01	7439-97-6	
2320B Alkalinity	Analytical Method: SM 2320B-2011 Pace Analytical Services - Asheville								
Alkalinity,Bicarbonate (CaCO3)	**91.1**	mg/L	5.0	5.0	1		02/19/24 16:56		
Alkalinity,Carbonate (CaCO3)	ND	mg/L	5.0	5.0	1		02/19/24 16:56		
Alkalinity, Total as CaCO3	**91.1**	mg/L	5.0	5.0	1		02/19/24 16:56		
2540C Total Dissolved Solids	Analytical Method: SM 2540C-2015 Pace Analytical Services - Asheville								
Total Dissolved Solids	**155**	mg/L	25.0	25.0	1		02/18/24 14:55		
4500S2D Sulfide Water	Analytical Method: SM 4500-S2D-2011 Pace Analytical Services - Asheville								
Sulfide	ND	mg/L	0.10	0.022	1		02/17/24 01:57	18496-25-8	
300.0 IC Anions 28 Days	Analytical Method: EPA 300.0 Rev 2.1 1993 Pace Analytical Services - Asheville								
Chloride	**1.8**	mg/L	1.0	0.60	1		02/16/24 04:30	16887-00-6	

This report shall not be reproduced, except in full,
without the written consent of Pace Analytical Services, LLC.

Pace Analytical Services, LLC
9800 Kincey Ave. Suite 100
Huntersville, NC 28078
(704)875-9092

ANALYTICAL RESULTS

Project: Plant Hammond AP-2
Pace Project No.: 92713565

Sample: HAM-HGWA-5 **Lab ID: 92713565002** Collected: 02/13/24 16:54 Received: 02/14/24 14:50 Matrix: Water

Parameters	Results	Units	Report Limit	MDL	DF	Prepared	Analyzed	CAS No.	Qual
300.0 IC Anions 28 Days	Analytical Method: EPA 300.0 Rev 2.1 1993 Pace Analytical Services - Asheville								
Fluoride	**0.059J**	mg/L	0.10	0.050	1		02/16/24 04:30	16984-48-8	M1
Sulfate	**21.8**	mg/L	1.0	0.50	1		02/16/24 04:30	14808-79-8	

This report shall not be reproduced, except in full,
without the written consent of Pace Analytical Services, LLC.

Pace Analytical Services, LLC
9800 Kincey Ave. Suite 100
Huntersville, NC 28078
(704)875-9092

ANALYTICAL RESULTS

Project: Plant Hammond AP-2
Pace Project No.: 92713565

Sample: HAM-HGWA-6 **Lab ID: 92713565003** Collected: 02/13/24 18:19 Received: 02/14/24 14:50 Matrix: Water

Parameters	Results	Units	Report Limit	MDL	DF	Prepared	Analyzed	CAS No.	Qual
6010D ATL ICP	Analytical Method: EPA 6010D Preparation Method: EPA 3010A Pace Analytical Services - Peachtree Corners, GA								
Iron	**0.50**	mg/L	0.40	0.25	10	02/16/24 19:24	02/28/24 08:52	7439-89-6	
Manganese	ND	mg/L	0.40	0.11	10	02/16/24 19:24	02/28/24 08:52	7439-96-5	D3
Potassium	ND	mg/L	5.0	1.5	10	02/16/24 19:24	02/28/24 08:52	7440-09-7	D3
Sodium	**8.4J**	mg/L	10.0	5.8	10	02/16/24 19:24	02/28/24 08:52	7440-23-5	D3
Calcium	**55.4**	mg/L	10.0	1.2	10	02/16/24 19:24	02/28/24 08:52	7440-70-2	
Magnesium	**10.1**	mg/L	0.50	0.12	10	02/16/24 19:24	02/28/24 08:52	7439-95-4	
6020 MET ICPMS	Analytical Method: EPA 6020B Preparation Method: EPA 3005A Pace Analytical Services - Peachtree Corners, GA								
Antimony	ND	mg/L	0.0030	0.00054	1	02/17/24 05:35	02/20/24 16:35	7440-36-0	
Arsenic	ND	mg/L	0.0050	0.00084	1	02/17/24 05:35	02/20/24 16:35	7440-38-2	
Barium	**0.19**	mg/L	0.0050	0.00047	1	02/17/24 05:35	02/20/24 16:35	7440-39-3	
Beryllium	ND	mg/L	0.00050	0.000094	1	02/17/24 05:35	02/20/24 16:35	7440-41-7	
Boron	**0.015J**	mg/L	0.040	0.012	1	02/17/24 05:35	02/20/24 16:35	7440-42-8	
Cadmium	ND	mg/L	0.00050	0.00010	1	02/17/24 05:35	02/20/24 16:35	7440-43-9	
Chromium	ND	mg/L	0.0050	0.0019	1	02/17/24 05:35	02/20/24 16:35	7440-47-3	
Cobalt	ND	mg/L	0.0050	0.00032	1	02/17/24 05:35	02/20/24 16:35	7440-48-4	
Lead	ND	mg/L	0.0010	0.00016	1	02/17/24 05:35	02/20/24 16:35	7439-92-1	
Lithium	**0.010J**	mg/L	0.030	0.0016	1	02/17/24 05:35	02/20/24 16:35	7439-93-2	
Molybdenum	ND	mg/L	0.010	0.00062	1	02/17/24 05:35	02/20/24 16:35	7439-98-7	
Selenium	ND	mg/L	0.0050	0.00096	1	02/17/24 05:35	02/20/24 16:35	7782-49-2	
Thallium	ND	mg/L	0.0010	0.00038	1	02/17/24 05:35	02/20/24 16:35	7440-28-0	
7470 Mercury	Analytical Method: EPA 7470A Preparation Method: EPA 7470A Pace Analytical Services - Peachtree Corners, GA								
Mercury	ND	mg/L	0.00020	0.00013	1	02/22/24 11:30	02/22/24 15:04	7439-97-6	
2320B Alkalinity	Analytical Method: SM 2320B-2011 Pace Analytical Services - Asheville								
Alkalinity,Bicarbonate (CaCO3)	**157**	mg/L	5.0	5.0	1		02/19/24 17:05		
Alkalinity,Carbonate (CaCO3)	ND	mg/L	5.0	5.0	1		02/19/24 17:05		
Alkalinity, Total as CaCO3	**157**	mg/L	5.0	5.0	1		02/19/24 17:05		
2540C Total Dissolved Solids	Analytical Method: SM 2540C-2015 Pace Analytical Services - Asheville								
Total Dissolved Solids	**240**	mg/L	25.0	25.0	1		02/20/24 11:28		
4500S2D Sulfide Water	Analytical Method: SM 4500-S2D-2011 Pace Analytical Services - Asheville								
Sulfide	ND	mg/L	0.10	0.022	1		02/17/24 01:57	18496-25-8	
300.0 IC Anions 28 Days	Analytical Method: EPA 300.0 Rev 2.1 1993 Pace Analytical Services - Asheville								
Chloride	**1.4**	mg/L	1.0	0.60	1		02/16/24 05:13	16887-00-6	

This report shall not be reproduced, except in full,
without the written consent of Pace Analytical Services, LLC.

Pace Analytical Services, LLC
9800 Kincey Ave. Suite 100
Huntersville, NC 28078
(704)875-9092

ANALYTICAL RESULTS

Project: Plant Hammond AP-2
Pace Project No.: 92713565

Sample: HAM-HGWA-6 **Lab ID: 92713565003** Collected: 02/13/24 18:19 Received: 02/14/24 14:50 Matrix: Water

Parameters	Results	Units	Report Limit	MDL	DF	Prepared	Analyzed	CAS No.	Qual
300.0 IC Anions 28 Days	Analytical Method: EPA 300.0 Rev 2.1 1993 Pace Analytical Services - Asheville								
Fluoride	**0.065J**	mg/L	0.10	0.050	1		02/16/24 05:13	16984-48-8	
Sulfate	**35.3**	mg/L	1.0	0.50	1		02/16/24 05:13	14808-79-8	

This report shall not be reproduced, except in full,
without the written consent of Pace Analytical Services, LLC.

Pace Analytical Services, LLC
9800 Kincey Ave. Suite 100
Huntersville, NC 28078
(704)875-9092

ANALYTICAL RESULTS

Project: Plant Hammond AP-2
Pace Project No.: 92713565

Sample: HAM-HGWA-42D **Lab ID: 92713565004** Collected: 02/13/24 18:20 Received: 02/14/24 14:50 Matrix: Water

Parameters	Results	Units	Report Limit	MDL	DF	Prepared	Analyzed	CAS No.	Qual
6010D ATL ICP	Analytical Method: EPA 6010D Preparation Method: EPA 3010A								
	Pace Analytical Services - Peachtree Corners, GA								
Manganese	ND	mg/L	0.20	0.056	5	02/16/24 19:24	02/28/24 09:02	7439-96-5	D3
Iron	**0.68**	mg/L	0.040	0.025	1	02/16/24 19:24	02/26/24 02:15	7439-89-6	
Potassium	**0.45J**	mg/L	0.50	0.15	1	02/16/24 19:24	02/26/24 02:15	7440-09-7	
Sodium	**8.8**	mg/L	1.0	0.58	1	02/16/24 19:24	02/26/24 02:15	7440-23-5	
Calcium	**47.7**	mg/L	1.0	0.12	1	02/16/24 19:24	02/26/24 02:15	7440-70-2	
Magnesium	**7.3**	mg/L	0.050	0.012	1	02/16/24 19:24	02/26/24 02:15	7439-95-4	
6020 MET ICPMS	Analytical Method: EPA 6020B Preparation Method: EPA 3005A								
	Pace Analytical Services - Peachtree Corners, GA								
Antimony	ND	mg/L	0.0030	0.00054	1	02/17/24 05:35	02/20/24 16:39	7440-36-0	
Arsenic	ND	mg/L	0.0050	0.00084	1	02/17/24 05:35	02/20/24 16:39	7440-38-2	
Barium	**0.23**	mg/L	0.0050	0.00047	1	02/17/24 05:35	02/20/24 16:39	7440-39-3	
Beryllium	ND	mg/L	0.00050	0.000094	1	02/17/24 05:35	02/20/24 16:39	7440-41-7	
Boron	**0.045**	mg/L	0.040	0.012	1	02/17/24 05:35	02/20/24 16:39	7440-42-8	
Cadmium	ND	mg/L	0.00050	0.00010	1	02/17/24 05:35	02/20/24 16:39	7440-43-9	
Chromium	**0.010**	mg/L	0.0050	0.0019	1	02/17/24 05:35	02/20/24 16:39	7440-47-3	
Cobalt	ND	mg/L	0.0050	0.00032	1	02/17/24 05:35	02/20/24 16:39	7440-48-4	
Lead	**0.00085J**	mg/L	0.0010	0.00016	1	02/17/24 05:35	02/20/24 16:39	7439-92-1	
Lithium	**0.011J**	mg/L	0.030	0.0016	1	02/17/24 05:35	02/20/24 16:39	7439-93-2	
Molybdenum	**0.0021J**	mg/L	0.010	0.00062	1	02/17/24 05:35	02/20/24 16:39	7439-98-7	
Selenium	ND	mg/L	0.0050	0.00096	1	02/17/24 05:35	02/20/24 16:39	7782-49-2	
Thallium	ND	mg/L	0.0010	0.00038	1	02/17/24 05:35	02/20/24 16:39	7440-28-0	
7470 Mercury	Analytical Method: EPA 7470A Preparation Method: EPA 7470A								
	Pace Analytical Services - Peachtree Corners, GA								
Mercury	ND	mg/L	0.00020	0.00013	1	02/22/24 11:30	02/22/24 15:06	7439-97-6	
2320B Alkalinity	Analytical Method: SM 2320B-2011								
	Pace Analytical Services - Asheville								
Alkalinity,Bicarbonate (CaCO3)	**152**	mg/L	5.0	5.0	1		02/19/24 17:15		
Alkalinity,Carbonate (CaCO3)	ND	mg/L	5.0	5.0	1		02/19/24 17:15		
Alkalinity, Total as CaCO3	**152**	mg/L	5.0	5.0	1		02/19/24 17:15		
2540C Total Dissolved Solids	Analytical Method: SM 2540C-2015								
	Pace Analytical Services - Asheville								
Total Dissolved Solids	**212**	mg/L	25.0	25.0	1		02/20/24 11:28		
4500S2D Sulfide Water	Analytical Method: SM 4500-S2D-2011								
	Pace Analytical Services - Asheville								
Sulfide	ND	mg/L	0.10	0.022	1		02/17/24 01:57	18496-25-8	
300.0 IC Anions 28 Days	Analytical Method: EPA 300.0 Rev 2.1 1993								
	Pace Analytical Services - Asheville								
Chloride	**4.1**	mg/L	1.0	0.60	1		02/16/24 05:28	16887-00-6	

This report shall not be reproduced, except in full,
without the written consent of Pace Analytical Services, LLC.

Pace Analytical Services, LLC
9800 Kincey Ave. Suite 100
Huntersville, NC 28078
(704)875-9092

ANALYTICAL RESULTS

Project: Plant Hammond AP-2
Pace Project No.: 92713565

Sample: HAM-HGWA-42D **Lab ID: 92713565004** Collected: 02/13/24 18:20 Received: 02/14/24 14:50 Matrix: Water

Parameters	Results	Units	Report Limit	MDL	DF	Prepared	Analyzed	CAS No.	Qual
300.0 IC Anions 28 Days	Analytical Method: EPA 300.0 Rev 2.1 1993 Pace Analytical Services - Asheville								
Fluoride	**0.087J**	mg/L	0.10	0.050	1		02/16/24 05:28	16984-48-8	
Sulfate	**17.1**	mg/L	1.0	0.50	1		02/16/24 05:28	14808-79-8	

This report shall not be reproduced, except in full,
without the written consent of Pace Analytical Services, LLC.

Pace Analytical Services, LLC
9800 Kincey Ave. Suite 100
Huntersville, NC 28078
(704)875-9092

ANALYTICAL RESULTS

Project: Plant Hammond AP-2
Pace Project No.: 92713565

Sample: HAM-HGWC-14 **Lab ID: 92713565005** Collected: 02/17/24 12:25 Received: 02/19/24 13:25 Matrix: Water

Parameters	Results	Units	Report Limit	MDL	DF	Prepared	Analyzed	CAS No.	Qual
6010D ATL ICP	Analytical Method: EPA 6010D Preparation Method: EPA 3010A Pace Analytical Services - Peachtree Corners, GA								
Calcium	**418**	mg/L	5.0	0.61	5	02/20/24 20:35	03/01/24 15:39	7440-70-2	
Iron	**1.2**	mg/L	0.040	0.025	1	02/20/24 20:35	03/01/24 15:37	7439-89-6	
Manganese	**3.3**	mg/L	0.040	0.011	1	02/20/24 20:35	03/01/24 15:37	7439-96-5	
Potassium	**10.9**	mg/L	0.50	0.15	1	02/20/24 20:35	03/01/24 15:37	7440-09-7	
Sodium	**9.4**	mg/L	1.0	0.58	1	02/20/24 20:35	03/01/24 15:37	7440-23-5	
Magnesium	**36.0**	mg/L	0.050	0.012	1	02/20/24 20:35	03/01/24 15:37	7439-95-4	
6020 MET ICPMS	Analytical Method: EPA 6020B Preparation Method: EPA 3005A Pace Analytical Services - Peachtree Corners, GA								
Antimony	ND	mg/L	0.0030	0.00054	1	02/20/24 15:49	02/26/24 17:02	7440-36-0	
Arsenic	**0.0026J**	mg/L	0.0050	0.00084	1	02/20/24 15:49	02/26/24 17:02	7440-38-2	
Barium	**0.020**	mg/L	0.0050	0.00047	1	02/20/24 15:49	02/26/24 17:02	7440-39-3	
Beryllium	**0.00044J**	mg/L	0.00050	0.000094	1	02/20/24 15:49	02/26/24 17:02	7440-41-7	
Boron	**7.3**	mg/L	0.040	0.012	1	02/20/24 15:49	02/26/24 17:02	7440-42-8	
Cadmium	ND	mg/L	0.00050	0.00010	1	02/20/24 15:49	02/26/24 17:02	7440-43-9	
Chromium	ND	mg/L	0.0050	0.0019	1	02/20/24 15:49	02/26/24 17:02	7440-47-3	
Cobalt	**0.038**	mg/L	0.0050	0.00032	1	02/20/24 15:49	02/26/24 17:02	7440-48-4	
Lead	**0.0012**	mg/L	0.0010	0.00016	1	02/20/24 15:49	02/26/24 17:02	7439-92-1	
Lithium	**0.0029J**	mg/L	0.030	0.0016	1	02/20/24 15:49	02/26/24 17:02	7439-93-2	
Molybdenum	ND	mg/L	0.010	0.00062	1	02/20/24 15:49	02/26/24 17:02	7439-98-7	
Selenium	**0.0056**	mg/L	0.0050	0.00096	1	02/20/24 15:49	02/26/24 17:02	7782-49-2	
Thallium	ND	mg/L	0.0010	0.00038	1	02/20/24 15:49	02/26/24 17:02	7440-28-0	
7470 Mercury	Analytical Method: EPA 7470A Preparation Method: EPA 7470A Pace Analytical Services - Peachtree Corners, GA								
Mercury	ND	mg/L	0.00020	0.00013	1	02/22/24 11:30	02/22/24 15:09	7439-97-6	
2540C Total Dissolved Solids	Analytical Method: SM 2540C-2015 Pace Analytical Services - Peachtree Corners, GA								
Total Dissolved Solids	**1720**	mg/L	25.0	25.0	1		02/23/24 13:34		
2320B Alkalinity	Analytical Method: SM 2320B-2011 Pace Analytical Services - Asheville								
Alkalinity,Bicarbonate (CaCO3)	ND	mg/L	5.0	5.0	1		02/22/24 14:15		
Alkalinity,Carbonate (CaCO3)	ND	mg/L	5.0	5.0	1		02/22/24 14:15		
Alkalinity, Total as CaCO3	ND	mg/L	5.0	5.0	1		02/22/24 14:15		
4500S2D Sulfide Water	Analytical Method: SM 4500-S2D-2011 Pace Analytical Services - Asheville								
Sulfide	ND	mg/L	0.10	0.022	1		02/21/24 03:42	18496-25-8	
300.0 IC Anions 28 Days	Analytical Method: EPA 300.0 Rev 2.1 1993 Pace Analytical Services - Asheville								
Chloride	**88.9**	mg/L	21.0	12.6	21		02/22/24 11:52	16887-00-6	

This report shall not be reproduced, except in full,
without the written consent of Pace Analytical Services, LLC.

Pace Analytical Services, LLC
9800 Kincey Ave. Suite 100
Huntersville, NC 28078
(704)875-9092

ANALYTICAL RESULTS

Project: Plant Hammond AP-2
Pace Project No.: 92713565

Sample: HAM-HGWC-14 **Lab ID: 92713565005** Collected: 02/17/24 12:25 Received: 02/19/24 13:25 Matrix: Water

Parameters	Results	Units	Report Limit	MDL	DF	Prepared	Analyzed	CAS No.	Qual
300.0 IC Anions 28 Days	Analytical Method: EPA 300.0 Rev 2.1 1993 Pace Analytical Services - Asheville								
Fluoride	**0.065J**	mg/L	0.10	0.050	1		02/21/24 07:51	16984-48-8	
Sulfate	**898**	mg/L	21.0	10.5	21		02/22/24 11:52	14808-79-8	

This report shall not be reproduced, except in full,
without the written consent of Pace Analytical Services, LLC.

Pace Analytical Services, LLC
9800 Kincey Ave. Suite 100
Huntersville, NC 28078
(704)875-9092

ANALYTICAL RESULTS

Project: Plant Hammond AP-2
Pace Project No.: 92713565

Sample: HAM-HGWC-15 **Lab ID: 92713565006** Collected: 02/17/24 16:15 Received: 02/19/24 13:25 Matrix: Water

Parameters	Results	Units	Report Limit	MDL	DF	Prepared	Analyzed	CAS No.	Qual
6010D ATL ICP	Analytical Method: EPA 6010D Preparation Method: EPA 3010A Pace Analytical Services - Peachtree Corners, GA								
Iron	**0.028J**	mg/L	0.040	0.025	1	02/20/24 20:35	03/01/24 15:42	7439-89-6	
Manganese	**8.8**	mg/L	0.040	0.011	1	02/20/24 20:35	03/01/24 15:42	7439-96-5	
Potassium	**1.0**	mg/L	0.50	0.15	1	02/20/24 20:35	03/01/24 15:42	7440-09-7	
Sodium	**11.3**	mg/L	1.0	0.58	1	02/20/24 20:35	03/01/24 15:42	7440-23-5	
Calcium	**175**	mg/L	1.0	0.12	1	02/20/24 20:35	03/01/24 15:42	7440-70-2	
Magnesium	**28.6**	mg/L	0.050	0.012	1	02/20/24 20:35	03/01/24 15:42	7439-95-4	
6020 MET ICPMS	Analytical Method: EPA 6020B Preparation Method: EPA 3005A Pace Analytical Services - Peachtree Corners, GA								
Antimony	**0.0014J**	mg/L	0.0030	0.00054	1	02/20/24 15:49	02/26/24 17:14	7440-36-0	
Arsenic	ND	mg/L	0.0050	0.00084	1	02/20/24 15:49	02/26/24 17:14	7440-38-2	
Barium	**0.017**	mg/L	0.0050	0.00047	1	02/20/24 15:49	02/26/24 17:14	7440-39-3	
Beryllium	ND	mg/L	0.00050	0.000094	1	02/20/24 15:49	02/26/24 17:14	7440-41-7	
Boron	**1.8**	mg/L	0.040	0.012	1	02/20/24 15:49	02/26/24 17:14	7440-42-8	
Cadmium	**0.00084**	mg/L	0.00050	0.00010	1	02/20/24 15:49	02/26/24 17:14	7440-43-9	
Chromium	ND	mg/L	0.0050	0.0019	1	02/20/24 15:49	02/26/24 17:14	7440-47-3	
Cobalt	**0.0058**	mg/L	0.0050	0.00032	1	02/20/24 15:49	02/26/24 17:14	7440-48-4	
Lead	ND	mg/L	0.0010	0.00016	1	02/20/24 15:49	02/26/24 17:14	7439-92-1	
Lithium	**0.014J**	mg/L	0.030	0.0016	1	02/20/24 15:49	02/26/24 17:14	7439-93-2	
Molybdenum	ND	mg/L	0.010	0.00062	1	02/20/24 15:49	02/26/24 17:14	7439-98-7	
Selenium	ND	mg/L	0.0050	0.00096	1	02/20/24 15:49	02/26/24 17:14	7782-49-2	
Thallium	ND	mg/L	0.0010	0.00038	1	02/20/24 15:49	02/26/24 17:14	7440-28-0	
7470 Mercury	Analytical Method: EPA 7470A Preparation Method: EPA 7470A Pace Analytical Services - Peachtree Corners, GA								
Mercury	ND	mg/L	0.00020	0.00013	1	02/22/24 11:30	02/22/24 15:12	7439-97-6	
2540C Total Dissolved Solids	Analytical Method: SM 2540C-2015 Pace Analytical Services - Peachtree Corners, GA								
Total Dissolved Solids	**830**	mg/L	25.0	25.0	1		02/23/24 13:35		
2320B Alkalinity	Analytical Method: SM 2320B-2011 Pace Analytical Services - Asheville								
Alkalinity,Bicarbonate (CaCO3)	**146**	mg/L	5.0	5.0	1		02/22/24 14:20		
Alkalinity,Carbonate (CaCO3)	ND	mg/L	5.0	5.0	1		02/22/24 14:20		
Alkalinity, Total as CaCO3	**146**	mg/L	5.0	5.0	1		02/22/24 14:20		
4500S2D Sulfide Water	Analytical Method: SM 4500-S2D-2011 Pace Analytical Services - Asheville								
Sulfide	ND	mg/L	0.10	0.022	1		02/21/24 03:42	18496-25-8	
300.0 IC Anions 28 Days	Analytical Method: EPA 300.0 Rev 2.1 1993 Pace Analytical Services - Asheville								
Chloride	**70.2**	mg/L	1.0	0.60	1		02/21/24 08:05	16887-00-6	

This report shall not be reproduced, except in full,
without the written consent of Pace Analytical Services, LLC.

Pace Analytical Services, LLC
9800 Kincey Ave. Suite 100
Huntersville, NC 28078
(704)875-9092

ANALYTICAL RESULTS

Project: Plant Hammond AP-2
Pace Project No.: 92713565

Sample: HAM-HGWC-15 **Lab ID: 92713565006** Collected: 02/17/24 16:15 Received: 02/19/24 13:25 Matrix: Water

Parameters	Results	Units	Report Limit	MDL	DF	Prepared	Analyzed	CAS No.	Qual
300.0 IC Anions 28 Days	Analytical Method: EPA 300.0 Rev 2.1 1993 Pace Analytical Services - Asheville								
Fluoride	**0.064J**	mg/L	0.10	0.050	1		02/21/24 08:05	16984-48-8	
Sulfate	**305**	mg/L	7.0	3.5	7		02/22/24 12:07	14808-79-8	

This report shall not be reproduced, except in full,
without the written consent of Pace Analytical Services, LLC.

Pace Analytical Services, LLC
9800 Kincey Ave. Suite 100
Huntersville, NC 28078
(704)875-9092

ANALYTICAL RESULTS

Project: Plant Hammond AP-2
Pace Project No.: 92713565

Sample: HAM-HGWC-17 **Lab ID: 92713565007** Collected: 02/17/24 14:50 Received: 02/19/24 13:25 Matrix: Water

Parameters	Results	Units	Report Limit	MDL	DF	Prepared	Analyzed	CAS No.	Qual
6010D ATL ICP	Analytical Method: EPA 6010D Preparation Method: EPA 3010A Pace Analytical Services - Peachtree Corners, GA								
Iron	**0.14**	mg/L	0.040	0.025	1	02/20/24 20:35	03/01/24 15:45	7439-89-6	
Manganese	**0.66**	mg/L	0.040	0.011	1	02/20/24 20:35	03/01/24 15:45	7439-96-5	
Potassium	**2.2**	mg/L	0.50	0.15	1	02/20/24 20:35	03/01/24 15:45	7440-09-7	
Sodium	**11.3**	mg/L	1.0	0.58	1	02/20/24 20:35	03/01/24 15:45	7440-23-5	
Calcium	**199**	mg/L	1.0	0.12	1	02/20/24 20:35	03/01/24 15:45	7440-70-2	
Magnesium	**22.8**	mg/L	0.050	0.012	1	02/20/24 20:35	03/01/24 15:45	7439-95-4	
6020 MET ICPMS	Analytical Method: EPA 6020B Preparation Method: EPA 3005A Pace Analytical Services - Peachtree Corners, GA								
Antimony	ND	mg/L	0.0030	0.00054	1	02/20/24 15:49	02/26/24 17:18	7440-36-0	
Arsenic	ND	mg/L	0.0050	0.00084	1	02/20/24 15:49	02/26/24 17:18	7440-38-2	
Barium	**0.023**	mg/L	0.0050	0.00047	1	02/20/24 15:49	02/26/24 17:18	7440-39-3	
Beryllium	ND	mg/L	0.00050	0.000094	1	02/20/24 15:49	02/26/24 17:18	7440-41-7	
Boron	**5.7**	mg/L	0.040	0.012	1	02/20/24 15:49	02/26/24 17:18	7440-42-8	
Cadmium	ND	mg/L	0.00050	0.00010	1	02/20/24 15:49	02/26/24 17:18	7440-43-9	
Chromium	ND	mg/L	0.0050	0.0019	1	02/20/24 15:49	02/26/24 17:18	7440-47-3	
Cobalt	**0.0036J**	mg/L	0.0050	0.00032	1	02/20/24 15:49	02/26/24 17:18	7440-48-4	
Lead	ND	mg/L	0.0010	0.00016	1	02/20/24 15:49	02/26/24 17:18	7439-92-1	
Lithium	ND	mg/L	0.030	0.0016	1	02/20/24 15:49	02/26/24 17:18	7439-93-2	
Molybdenum	ND	mg/L	0.010	0.00062	1	02/20/24 15:49	02/26/24 17:18	7439-98-7	
Selenium	ND	mg/L	0.0050	0.00096	1	02/20/24 15:49	02/26/24 17:18	7782-49-2	
Thallium	ND	mg/L	0.0010	0.00038	1	02/20/24 15:49	02/26/24 17:18	7440-28-0	
7470 Mercury	Analytical Method: EPA 7470A Preparation Method: EPA 7470A Pace Analytical Services - Peachtree Corners, GA								
Mercury	ND	mg/L	0.00020	0.00013	1	02/22/24 11:30	02/22/24 15:14	7439-97-6	
2540C Total Dissolved Solids	Analytical Method: SM 2540C-2015 Pace Analytical Services - Peachtree Corners, GA								
Total Dissolved Solids	**815**	mg/L	25.0	25.0	1		02/23/24 13:35		
2320B Alkalinity	Analytical Method: SM 2320B-2011 Pace Analytical Services - Asheville								
Alkalinity,Bicarbonate (CaCO3)	**200**	mg/L	5.0	5.0	1		02/22/24 14:42		
Alkalinity,Carbonate (CaCO3)	ND	mg/L	5.0	5.0	1		02/22/24 14:42		
Alkalinity, Total as CaCO3	**200**	mg/L	5.0	5.0	1		02/22/24 14:42		
4500S2D Sulfide Water	Analytical Method: SM 4500-S2D-2011 Pace Analytical Services - Asheville								
Sulfide	ND	mg/L	0.10	0.022	1		02/21/24 03:42	18496-25-8	
300.0 IC Anions 28 Days	Analytical Method: EPA 300.0 Rev 2.1 1993 Pace Analytical Services - Asheville								
Chloride	**81.7**	mg/L	1.0	0.60	1		02/21/24 08:20	16887-00-6	

This report shall not be reproduced, except in full,
without the written consent of Pace Analytical Services, LLC.

Pace Analytical Services, LLC
9800 Kincey Ave. Suite 100
Huntersville, NC 28078
(704)875-9092

ANALYTICAL RESULTS

Project: Plant Hammond AP-2
Pace Project No.: 92713565

Sample: HAM-HGWC-17 **Lab ID: 92713565007** Collected: 02/17/24 14:50 Received: 02/19/24 13:25 Matrix: Water

Parameters	Results	Units	Report Limit	MDL	DF	Prepared	Analyzed	CAS No.	Qual
300.0 IC Anions 28 Days	Analytical Method: EPA 300.0 Rev 2.1 1993 Pace Analytical Services - Asheville								
Fluoride	**0.057J**	mg/L	0.10	0.050	1		02/21/24 08:20	16984-48-8	
Sulfate	**260**	mg/L	6.0	3.0	6		02/22/24 12:37	14808-79-8	

This report shall not be reproduced, except in full,
without the written consent of Pace Analytical Services, LLC.

Pace Analytical Services, LLC
9800 Kincey Ave. Suite 100
Huntersville, NC 28078
(704)875-9092

ANALYTICAL RESULTS

Project: Plant Hammond AP-2
Pace Project No.: 92713565

Sample: HAM-HGWC-16 **Lab ID: 92713565008** Collected: 02/18/24 17:32 Received: 02/19/24 13:25 Matrix: Water

Parameters	Results	Units	Report Limit	MDL	DF	Prepared	Analyzed	CAS No.	Qual
6010D ATL ICP	Analytical Method: EPA 6010D Preparation Method: EPA 3010A								
	Pace Analytical Services - Peachtree Corners, GA								
Iron	**1.6**	mg/L	0.040	0.025	1	02/20/24 20:35	03/01/24 15:48	7439-89-6	
Manganese	**0.051**	mg/L	0.040	0.011	1	02/20/24 20:35	03/01/24 15:48	7439-96-5	
Potassium	**0.77**	mg/L	0.50	0.15	1	02/20/24 20:35	03/01/24 15:48	7440-09-7	
Sodium	**9.9**	mg/L	1.0	0.58	1	02/20/24 20:35	03/01/24 15:48	7440-23-5	
Calcium	**199**	mg/L	1.0	0.12	1	02/20/24 20:35	03/01/24 15:48	7440-70-2	
Magnesium	**15.4**	mg/L	0.050	0.012	1	02/20/24 20:35	03/01/24 15:48	7439-95-4	
6020 MET ICPMS	Analytical Method: EPA 6020B Preparation Method: EPA 3005A								
	Pace Analytical Services - Peachtree Corners, GA								
Antimony	ND	mg/L	0.0030	0.00054	1	02/20/24 15:49	02/26/24 17:21	7440-36-0	
Arsenic	ND	mg/L	0.0050	0.00084	1	02/20/24 15:49	02/26/24 17:21	7440-38-2	
Barium	**0.098**	mg/L	0.0050	0.00047	1	02/20/24 15:49	02/26/24 17:21	7440-39-3	
Beryllium	ND	mg/L	0.00050	0.000094	1	02/20/24 15:49	02/26/24 17:21	7440-41-7	
Boron	**2.3**	mg/L	0.040	0.012	1	02/20/24 15:49	02/26/24 17:21	7440-42-8	
Cadmium	ND	mg/L	0.00050	0.00010	1	02/20/24 15:49	02/26/24 17:21	7440-43-9	
Chromium	ND	mg/L	0.0050	0.0019	1	02/20/24 15:49	02/26/24 17:21	7440-47-3	
Cobalt	ND	mg/L	0.0050	0.00032	1	02/20/24 15:49	02/26/24 17:21	7440-48-4	
Lead	ND	mg/L	0.0010	0.00016	1	02/20/24 15:49	02/26/24 17:21	7439-92-1	
Lithium	**0.0030J**	mg/L	0.030	0.0016	1	02/20/24 15:49	02/26/24 17:21	7439-93-2	
Molybdenum	ND	mg/L	0.010	0.00062	1	02/20/24 15:49	02/26/24 17:21	7439-98-7	
Selenium	ND	mg/L	0.0050	0.00096	1	02/20/24 15:49	02/26/24 17:21	7782-49-2	
Thallium	ND	mg/L	0.0010	0.00038	1	02/20/24 15:49	02/26/24 17:21	7440-28-0	
7470 Mercury	Analytical Method: EPA 7470A Preparation Method: EPA 7470A								
	Pace Analytical Services - Peachtree Corners, GA								
Mercury	ND	mg/L	0.00020	0.00013	1	02/22/24 11:30	02/22/24 15:17	7439-97-6	
2540C Total Dissolved Solids	Analytical Method: SM 2540C-2015								
	Pace Analytical Services - Peachtree Corners, GA								
Total Dissolved Solids	**755**	mg/L	25.0	25.0	1		02/23/24 13:36		
2320B Alkalinity	Analytical Method: SM 2320B-2011								
	Pace Analytical Services - Asheville								
Alkalinity,Bicarbonate (CaCO3)	**200**	mg/L	5.0	5.0	1		02/22/24 14:57		
Alkalinity,Carbonate (CaCO3)	ND	mg/L	5.0	5.0	1		02/22/24 14:57		
Alkalinity, Total as CaCO3	**200**	mg/L	5.0	5.0	1		02/22/24 14:57		
4500S2D Sulfide Water	Analytical Method: SM 4500-S2D-2011								
	Pace Analytical Services - Asheville								
Sulfide	ND	mg/L	0.10	0.022	1		02/21/24 03:46	18496-25-8	
300.0 IC Anions 28 Days	Analytical Method: EPA 300.0 Rev 2.1 1993								
	Pace Analytical Services - Asheville								
Chloride	**87.5**	mg/L	1.0	0.60	1		02/21/24 09:07	16887-00-6	

This report shall not be reproduced, except in full,
without the written consent of Pace Analytical Services, LLC.

Pace Analytical Services, LLC
9800 Kincey Ave. Suite 100
Huntersville, NC 28078
(704)875-9092

ANALYTICAL RESULTS

Project: Plant Hammond AP-2
Pace Project No.: 92713565

Sample: HAM-HGWC-16 **Lab ID: 92713565008** Collected: 02/18/24 17:32 Received: 02/19/24 13:25 Matrix: Water

Parameters	Results	Units	Report Limit	MDL	DF	Prepared	Analyzed	CAS No.	Qual
300.0 IC Anions 28 Days	Analytical Method: EPA 300.0 Rev 2.1 1993 Pace Analytical Services - Asheville								
Fluoride	ND	mg/L	0.10	0.050	1		02/21/24 09:07	16984-48-8	
Sulfate	**220**	mg/L	5.0	2.5	5		02/22/24 12:53	14808-79-8	

This report shall not be reproduced, except in full,
without the written consent of Pace Analytical Services, LLC.

Pace Analytical Services, LLC
9800 Kincey Ave. Suite 100
Huntersville, NC 28078
(704)875-9092

ANALYTICAL RESULTS

Project: Plant Hammond AP-2
Pace Project No.: 92713565

Sample: HAM-HGWC-18 **Lab ID: 92713565009** Collected: 02/18/24 10:05 Received: 02/19/24 13:25 Matrix: Water

Parameters	Results	Units	Report Limit	MDL	DF	Prepared	Analyzed	CAS No.	Qual
6010D ATL ICP	Analytical Method: EPA 6010D Preparation Method: EPA 3010A Pace Analytical Services - Peachtree Corners, GA								
Calcium	**347**	mg/L	5.0	0.61	5	02/20/24 20:35	03/01/24 15:53	7440-70-2	
Iron	**0.20**	mg/L	0.040	0.025	1	02/20/24 20:35	02/28/24 15:42	7439-89-6	
Manganese	**4.4**	mg/L	0.040	0.011	1	02/20/24 20:35	02/28/24 15:42	7439-96-5	
Potassium	**9.5**	mg/L	0.50	0.15	1	02/20/24 20:35	02/28/24 15:42	7440-09-7	
Sodium	**10.2**	mg/L	1.0	0.58	1	02/20/24 20:35	02/28/24 15:42	7440-23-5	
Magnesium	**29.5**	mg/L	0.050	0.012	1	02/20/24 20:35	02/28/24 15:42	7439-95-4	
6020 MET ICPMS	Analytical Method: EPA 6020B Preparation Method: EPA 3005A Pace Analytical Services - Peachtree Corners, GA								
Antimony	ND	mg/L	0.0030	0.00054	1	02/20/24 15:49	02/26/24 17:25	7440-36-0	
Arsenic	**0.0027J**	mg/L	0.0050	0.00084	1	02/20/24 15:49	02/26/24 17:25	7440-38-2	
Barium	**0.020**	mg/L	0.0050	0.00047	1	02/20/24 15:49	02/26/24 17:25	7440-39-3	
Beryllium	**0.0022**	mg/L	0.00050	0.000094	1	02/20/24 15:49	02/26/24 17:25	7440-41-7	
Boron	**7.0**	mg/L	0.040	0.012	1	02/20/24 15:49	02/26/24 17:25	7440-42-8	
Cadmium	**0.0015**	mg/L	0.00050	0.00010	1	02/20/24 15:49	02/26/24 17:25	7440-43-9	
Chromium	ND	mg/L	0.0050	0.0019	1	02/20/24 15:49	02/26/24 17:25	7440-47-3	
Cobalt	**0.15**	mg/L	0.0050	0.00032	1	02/20/24 15:49	02/26/24 17:25	7440-48-4	
Lead	**0.0011**	mg/L	0.0010	0.00016	1	02/20/24 15:49	02/26/24 17:25	7439-92-1	
Lithium	**0.0098J**	mg/L	0.030	0.0016	1	02/20/24 15:49	02/26/24 17:25	7439-93-2	
Molybdenum	ND	mg/L	0.010	0.00062	1	02/20/24 15:49	02/26/24 17:25	7439-98-7	
Selenium	**0.013**	mg/L	0.0050	0.00096	1	02/20/24 15:49	02/26/24 17:25	7782-49-2	
Thallium	ND	mg/L	0.0010	0.00038	1	02/20/24 15:49	02/26/24 17:25	7440-28-0	
7470 Mercury	Analytical Method: EPA 7470A Preparation Method: EPA 7470A Pace Analytical Services - Peachtree Corners, GA								
Mercury	ND	mg/L	0.00020	0.00013	1	02/22/24 11:30	02/22/24 15:25	7439-97-6	
2540C Total Dissolved Solids	Analytical Method: SM 2540C-2015 Pace Analytical Services - Peachtree Corners, GA								
Total Dissolved Solids	**1360**	mg/L	25.0	25.0	1		02/23/24 13:37		
2320B Alkalinity	Analytical Method: SM 2320B-2011 Pace Analytical Services - Asheville								
Alkalinity,Bicarbonate (CaCO3)	ND	mg/L	5.0	5.0	1		02/22/24 15:10		
Alkalinity,Carbonate (CaCO3)	ND	mg/L	5.0	5.0	1		02/22/24 15:10		
Alkalinity, Total as CaCO3	ND	mg/L	5.0	5.0	1		02/22/24 15:10		
4500S2D Sulfide Water	Analytical Method: SM 4500-S2D-2011 Pace Analytical Services - Asheville								
Sulfide	ND	mg/L	0.10	0.022	1		02/21/24 03:46	18496-25-8	
300.0 IC Anions 28 Days	Analytical Method: EPA 300.0 Rev 2.1 1993 Pace Analytical Services - Asheville								
Chloride	**99.0**	mg/L	17.0	10.2	17		02/22/24 13:38	16887-00-6	

This report shall not be reproduced, except in full,
without the written consent of Pace Analytical Services, LLC.

Pace Analytical Services, LLC
9800 Kincey Ave. Suite 100
Huntersville, NC 28078
(704)875-9092

ANALYTICAL RESULTS

Project: Plant Hammond AP-2
Pace Project No.: 92713565

Sample: HAM-HGWC-18 **Lab ID: 92713565009** Collected: 02/18/24 10:05 Received: 02/19/24 13:25 Matrix: Water

Parameters	Results	Units	Report Limit	MDL	DF	Prepared	Analyzed	CAS No.	Qual
300.0 IC Anions 28 Days	Analytical Method: EPA 300.0 Rev 2.1 1993 Pace Analytical Services - Asheville								
Fluoride	**0.17**	mg/L	0.10	0.050	1		02/21/24 09:22	16984-48-8	
Sulfate	**755**	mg/L	17.0	8.5	17		02/22/24 13:38	14808-79-8	

This report shall not be reproduced, except in full,
without the written consent of Pace Analytical Services, LLC.

Pace Analytical Services, LLC
9800 Kincey Ave. Suite 100
Huntersville, NC 28078
(704)875-9092

ANALYTICAL RESULTS

Project: Plant Hammond AP-2
Pace Project No.: 92713565

Sample: HAM-MW-21D **Lab ID: 92713565010** Collected: 02/18/24 13:30 Received: 02/19/24 13:25 Matrix: Water

Parameters	Results	Units	Report Limit	MDL	DF	Prepared	Analyzed	CAS No.	Qual
6010D ATL ICP	Analytical Method: EPA 6010D Preparation Method: EPA 3010A								
	Pace Analytical Services - Peachtree Corners, GA								
Iron	**4.1**	mg/L	0.040	0.025	1	02/20/24 20:35	03/01/24 15:55	7439-89-6	
Manganese	**0.24**	mg/L	0.040	0.011	1	02/20/24 20:35	03/01/24 15:55	7439-96-5	
Potassium	**0.74**	mg/L	0.50	0.15	1	02/20/24 20:35	03/01/24 15:55	7440-09-7	
Sodium	**8.0**	mg/L	1.0	0.58	1	02/20/24 20:35	03/01/24 15:55	7440-23-5	
Calcium	**104**	mg/L	1.0	0.12	1	02/20/24 20:35	03/01/24 15:55	7440-70-2	
Magnesium	**17.0**	mg/L	0.050	0.012	1	02/20/24 20:35	03/01/24 15:55	7439-95-4	
6020 MET ICPMS	Analytical Method: EPA 6020B Preparation Method: EPA 3005A								
	Pace Analytical Services - Peachtree Corners, GA								
Antimony	ND	mg/L	0.0030	0.00054	1	02/20/24 15:49	02/26/24 17:29	7440-36-0	
Arsenic	ND	mg/L	0.0050	0.00084	1	02/20/24 15:49	02/26/24 17:29	7440-38-2	
Barium	**0.034**	mg/L	0.0050	0.00047	1	02/20/24 15:49	02/26/24 17:29	7440-39-3	
Beryllium	ND	mg/L	0.00050	0.000094	1	02/20/24 15:49	02/26/24 17:29	7440-41-7	
Boron	**2.3**	mg/L	0.040	0.012	1	02/20/24 15:49	02/26/24 17:29	7440-42-8	
Cadmium	ND	mg/L	0.00050	0.00010	1	02/20/24 15:49	02/26/24 17:29	7440-43-9	
Chromium	ND	mg/L	0.0050	0.0019	1	02/20/24 15:49	02/26/24 17:29	7440-47-3	
Cobalt	ND	mg/L	0.0050	0.00032	1	02/20/24 15:49	02/26/24 17:29	7440-48-4	
Lead	ND	mg/L	0.0010	0.00016	1	02/20/24 15:49	02/26/24 17:29	7439-92-1	
Lithium	**0.012J**	mg/L	0.030	0.0016	1	02/20/24 15:49	02/26/24 17:29	7439-93-2	
Molybdenum	**0.015**	mg/L	0.010	0.00062	1	02/20/24 15:49	02/26/24 17:29	7439-98-7	
Selenium	ND	mg/L	0.0050	0.00096	1	02/20/24 15:49	02/26/24 17:29	7782-49-2	
Thallium	ND	mg/L	0.0010	0.00038	1	02/20/24 15:49	02/26/24 17:29	7440-28-0	
7470 Mercury	Analytical Method: EPA 7470A Preparation Method: EPA 7470A								
	Pace Analytical Services - Peachtree Corners, GA								
Mercury	ND	mg/L	0.00020	0.00013	1	02/22/24 11:30	02/22/24 15:27	7439-97-6	
2540C Total Dissolved Solids	Analytical Method: SM 2540C-2015								
	Pace Analytical Services - Peachtree Corners, GA								
Total Dissolved Solids	**477**	mg/L	25.0	25.0	1		02/23/24 15:15		
2320B Alkalinity	Analytical Method: SM 2320B-2011								
	Pace Analytical Services - Asheville								
Alkalinity,Bicarbonate (CaCO3)	**127**	mg/L	5.0	5.0	1		02/22/24 15:16		
Alkalinity,Carbonate (CaCO3)	ND	mg/L	5.0	5.0	1		02/22/24 15:16		
Alkalinity, Total as CaCO3	**127**	mg/L	5.0	5.0	1		02/22/24 15:16		
4500S2D Sulfide Water	Analytical Method: SM 4500-S2D-2011								
	Pace Analytical Services - Asheville								
Sulfide	ND	mg/L	0.10	0.022	1		02/21/24 03:47	18496-25-8	
300.0 IC Anions 28 Days	Analytical Method: EPA 300.0 Rev 2.1 1993								
	Pace Analytical Services - Asheville								
Chloride	**29.7**	mg/L	1.0	0.60	1		02/21/24 09:38	16887-00-6	

REPORT OF LABORATORY ANALYSIS

This report shall not be reproduced, except in full,
without the written consent of Pace Analytical Services, LLC.

Pace Analytical Services, LLC
9800 Kincey Ave. Suite 100
Huntersville, NC 28078
(704)875-9092

ANALYTICAL RESULTS

Project: Plant Hammond AP-2
Pace Project No.: 92713565

Sample: HAM-MW-21D **Lab ID: 92713565010** Collected: 02/18/24 13:30 Received: 02/19/24 13:25 Matrix: Water

Parameters	Results	Units	Report Limit	MDL	DF	Prepared	Analyzed	CAS No.	Qual
300.0 IC Anions 28 Days	Analytical Method: EPA 300.0 Rev 2.1 1993 Pace Analytical Services - Asheville								
Fluoride	ND	mg/L	0.10	0.050	1		02/21/24 09:38	16984-48-8	
Sulfate	**150**	mg/L	3.0	1.5	3		02/22/24 13:54	14808-79-8	

This report shall not be reproduced, except in full,
without the written consent of Pace Analytical Services, LLC.

Pace Analytical Services, LLC
9800 Kincey Ave. Suite 100
Huntersville, NC 28078
(704)875-9092

ANALYTICAL RESULTS

Project: Plant Hammond AP-2
Pace Project No.: 92713565

Sample: HAM-MW-22 **Lab ID: 92713565011** Collected: 02/18/24 16:32 Received: 02/19/24 13:25 Matrix: Water

Parameters	Results	Units	Report Limit	MDL	DF	Prepared	Analyzed	CAS No.	Qual
6010D ATL ICP	Analytical Method: EPA 6010D Preparation Method: EPA 3010A Pace Analytical Services - Peachtree Corners, GA								
Manganese	**11.0**	mg/L	0.040	0.011	1	02/20/24 20:35	02/28/24 15:47	7439-96-5	
Iron	**0.033J**	mg/L	0.040	0.025	1	02/20/24 20:35	03/01/24 15:58	7439-89-6	
Potassium	**0.76**	mg/L	0.50	0.15	1	02/20/24 20:35	03/01/24 15:58	7440-09-7	
Sodium	**12.4**	mg/L	1.0	0.58	1	02/20/24 20:35	03/01/24 15:58	7440-23-5	
Calcium	**186**	mg/L	1.0	0.12	1	02/20/24 20:35	03/01/24 15:58	7440-70-2	
Magnesium	**37.1**	mg/L	0.050	0.012	1	02/20/24 20:35	03/01/24 15:58	7439-95-4	
6020 MET ICPMS	Analytical Method: EPA 6020B Preparation Method: EPA 3005A Pace Analytical Services - Peachtree Corners, GA								
Antimony	ND	mg/L	0.0030	0.00054	1	02/20/24 16:50	02/26/24 18:19	7440-36-0	
Arsenic	ND	mg/L	0.0050	0.00084	1	02/20/24 16:50	02/26/24 18:19	7440-38-2	
Barium	**0.012**	mg/L	0.0050	0.00047	1	02/20/24 16:50	02/26/24 18:19	7440-39-3	
Beryllium	ND	mg/L	0.00050	0.000094	1	02/20/24 16:50	02/26/24 18:19	7440-41-7	
Boron	**2.2**	mg/L	0.040	0.012	1	02/20/24 16:50	02/26/24 18:19	7440-42-8	
Cadmium	**0.0018**	mg/L	0.00050	0.00010	1	02/20/24 16:50	02/26/24 18:19	7440-43-9	
Chromium	ND	mg/L	0.0050	0.0019	1	02/20/24 16:50	02/26/24 18:19	7440-47-3	
Cobalt	**0.019**	mg/L	0.0050	0.00032	1	02/20/24 16:50	02/26/24 18:19	7440-48-4	
Lead	ND	mg/L	0.0010	0.00016	1	02/20/24 16:50	02/26/24 18:19	7439-92-1	
Lithium	ND	mg/L	0.030	0.0016	1	02/20/24 16:50	02/26/24 18:19	7439-93-2	
Molybdenum	ND	mg/L	0.010	0.00062	1	02/20/24 16:50	02/26/24 18:19	7439-98-7	
Selenium	ND	mg/L	0.0050	0.00096	1	02/20/24 16:50	02/26/24 18:19	7782-49-2	
Thallium	ND	mg/L	0.0010	0.00038	1	02/20/24 16:50	02/26/24 18:19	7440-28-0	
7470 Mercury	Analytical Method: EPA 7470A Preparation Method: EPA 7470A Pace Analytical Services - Peachtree Corners, GA								
Mercury	ND	mg/L	0.00020	0.00013	1	02/22/24 11:30	02/22/24 15:30	7439-97-6	
2540C Total Dissolved Solids	Analytical Method: SM 2540C-2015 Pace Analytical Services - Peachtree Corners, GA								
Total Dissolved Solids	**994**	mg/L	25.0	25.0	1		02/23/24 15:15		
2320B Alkalinity	Analytical Method: SM 2320B-2011 Pace Analytical Services - Asheville								
Alkalinity,Bicarbonate (CaCO3)	**32.0**	mg/L	5.0	5.0	1		02/22/24 15:26		
Alkalinity,Carbonate (CaCO3)	ND	mg/L	5.0	5.0	1		02/22/24 15:26		
Alkalinity, Total as CaCO3	**32.0**	mg/L	5.0	5.0	1		02/22/24 15:26		
4500S2D Sulfide Water	Analytical Method: SM 4500-S2D-2011 Pace Analytical Services - Asheville								
Sulfide	ND	mg/L	0.10	0.022	1		02/21/24 03:47	18496-25-8	
300.0 IC Anions 28 Days	Analytical Method: EPA 300.0 Rev 2.1 1993 Pace Analytical Services - Asheville								
Chloride	**98.8**	mg/L	2.0	1.2	2		02/22/24 14:39	16887-00-6	

This report shall not be reproduced, except in full,
without the written consent of Pace Analytical Services, LLC.

Pace Analytical Services, LLC
9800 Kincey Ave. Suite 100
Huntersville, NC 28078
(704)875-9092

ANALYTICAL RESULTS

Project: Plant Hammond AP-2
Pace Project No.: 92713565

Sample: HAM-MW-22 **Lab ID: 92713565011** Collected: 02/18/24 16:32 Received: 02/19/24 13:25 Matrix: Water

Parameters	Results	Units	Report Limit	MDL	DF	Prepared	Analyzed	CAS No.	Qual
300.0 IC Anions 28 Days	Analytical Method: EPA 300.0 Rev 2.1 1993 Pace Analytical Services - Asheville								
Fluoride	ND	mg/L	0.10	0.050	1		02/21/24 10:24	16984-48-8	
Sulfate	**427**	mg/L	10.0	5.0	10		02/22/24 19:08	14808-79-8	

This report shall not be reproduced, except in full,
without the written consent of Pace Analytical Services, LLC.

Pace Analytical Services, LLC
9800 Kincey Ave. Suite 100
Huntersville, NC 28078
(704)875-9092

ANALYTICAL RESULTS

Project: Plant Hammond AP-2
Pace Project No.: 92713565

Sample: HAM-MW-23D **Lab ID: 92713565012** Collected: 02/18/24 14:15 Received: 02/19/24 13:25 Matrix: Water

Parameters	Results	Units	Report Limit	MDL	DF	Prepared	Analyzed	CAS No.	Qual
6010D ATL ICP	Analytical Method: EPA 6010D Preparation Method: EPA 3010A								
	Pace Analytical Services - Peachtree Corners, GA								
Iron	**0.10**	mg/L	0.040	0.025	1	02/20/24 21:17	03/01/24 16:14	7439-89-6	
Manganese	**5.2**	mg/L	0.040	0.011	1	02/20/24 21:17	03/01/24 16:14	7439-96-5	
Potassium	**1.9**	mg/L	0.50	0.15	1	02/20/24 21:17	03/01/24 16:14	7440-09-7	
Sodium	**12.1**	mg/L	1.0	0.58	1	02/20/24 21:17	03/01/24 16:14	7440-23-5	M1
Calcium	**286**	mg/L	1.0	0.12	1	02/20/24 21:17	03/01/24 16:14	7440-70-2	M1
Magnesium	**28.4**	mg/L	0.050	0.012	1	02/20/24 21:17	03/01/24 16:14	7439-95-4	M1
6020 MET ICPMS	Analytical Method: EPA 6020B Preparation Method: EPA 3005A								
	Pace Analytical Services - Peachtree Corners, GA								
Antimony	**0.00057J**	mg/L	0.0030	0.00054	1	02/20/24 16:50	02/26/24 18:33	7440-36-0	
Arsenic	ND	mg/L	0.0050	0.00084	1	02/20/24 16:50	02/26/24 18:33	7440-38-2	
Barium	**0.041**	mg/L	0.0050	0.00047	1	02/20/24 16:50	02/26/24 18:33	7440-39-3	
Beryllium	ND	mg/L	0.00050	0.000094	1	02/20/24 16:50	02/26/24 18:33	7440-41-7	
Boron	**2.8**	mg/L	0.040	0.012	1	02/20/24 16:50	02/26/24 18:33	7440-42-8	
Cadmium	**0.00017J**	mg/L	0.00050	0.00010	1	02/20/24 16:50	02/26/24 18:33	7440-43-9	
Chromium	ND	mg/L	0.0050	0.0019	1	02/20/24 16:50	02/26/24 18:33	7440-47-3	
Cobalt	**0.00086J**	mg/L	0.0050	0.00032	1	02/20/24 16:50	02/26/24 18:33	7440-48-4	
Lead	ND	mg/L	0.0010	0.00016	1	02/20/24 16:50	02/26/24 18:33	7439-92-1	
Lithium	**0.0016J**	mg/L	0.030	0.0016	1	02/20/24 16:50	02/26/24 18:33	7439-93-2	
Molybdenum	**0.0047J**	mg/L	0.010	0.00062	1	02/20/24 16:50	02/26/24 18:33	7439-98-7	
Selenium	ND	mg/L	0.0050	0.00096	1	02/20/24 16:50	02/26/24 18:33	7782-49-2	
Thallium	ND	mg/L	0.0010	0.00038	1	02/20/24 16:50	02/26/24 18:33	7440-28-0	
7470 Mercury	Analytical Method: EPA 7470A Preparation Method: EPA 7470A								
	Pace Analytical Services - Peachtree Corners, GA								
Mercury	ND	mg/L	0.00020	0.00013	1	02/22/24 11:30	02/22/24 15:34	7439-97-6	
2540C Total Dissolved Solids	Analytical Method: SM 2540C-2015								
	Pace Analytical Services - Peachtree Corners, GA								
Total Dissolved Solids	**1260**	mg/L	25.0	25.0	1		02/23/24 15:16		
2320B Alkalinity	Analytical Method: SM 2320B-2011								
	Pace Analytical Services - Asheville								
Alkalinity,Bicarbonate (CaCO3)	**247**	mg/L	5.0	5.0	1		02/22/24 16:39		
Alkalinity,Carbonate (CaCO3)	ND	mg/L	5.0	5.0	1		02/22/24 16:39		
Alkalinity, Total as CaCO3	**247**	mg/L	5.0	5.0	1		02/22/24 16:39		
4500S2D Sulfide Water	Analytical Method: SM 4500-S2D-2011								
	Pace Analytical Services - Asheville								
Sulfide	ND	mg/L	0.10	0.022	1		02/21/24 03:49	18496-25-8	
300.0 IC Anions 28 Days	Analytical Method: EPA 300.0 Rev 2.1 1993								
	Pace Analytical Services - Asheville								
Chloride	**116**	mg/L	9.0	5.4	9		02/22/24 14:54	16887-00-6	

This report shall not be reproduced, except in full,
without the written consent of Pace Analytical Services, LLC.

Pace Analytical Services, LLC
9800 Kincey Ave. Suite 100
Huntersville, NC 28078
(704)875-9092

ANALYTICAL RESULTS

Project: Plant Hammond AP-2
Pace Project No.: 92713565

Sample: HAM-MW-23D **Lab ID: 92713565012** Collected: 02/18/24 14:15 Received: 02/19/24 13:25 Matrix: Water

Parameters	Results	Units	Report Limit	MDL	DF	Prepared	Analyzed	CAS No.	Qual
300.0 IC Anions 28 Days	Analytical Method: EPA 300.0 Rev 2.1 1993 Pace Analytical Services - Asheville								
Fluoride	ND	mg/L	0.10	0.050	1		02/21/24 10:39	16984-48-8	
Sulfate	**401**	mg/L	9.0	4.5	9		02/22/24 14:54	14808-79-8	

This report shall not be reproduced, except in full,
without the written consent of Pace Analytical Services, LLC.

Pace Analytical Services, LLC
9800 Kincey Ave. Suite 100
Huntersville, NC 28078
(704)875-9092

ANALYTICAL RESULTS

Project: Plant Hammond AP-2
Pace Project No.: 92713565

Sample: HAM-MW-33 **Lab ID: 92713565013** Collected: 02/18/24 11:55 Received: 02/19/24 13:25 Matrix: Water

Parameters	Results	Units	Report Limit	MDL	DF	Prepared	Analyzed	CAS No.	Qual
6010D ATL ICP	Analytical Method: EPA 6010D Preparation Method: EPA 3010A								
	Pace Analytical Services - Peachtree Corners, GA								
Iron	**0.058**	mg/L	0.040	0.025	1	02/20/24 21:17	03/01/24 16:24	7439-89-6	
Manganese	**3.6**	mg/L	0.040	0.011	1	02/20/24 21:17	03/01/24 16:24	7439-96-5	
Potassium	**9.3**	mg/L	0.50	0.15	1	02/20/24 21:17	03/01/24 16:24	7440-09-7	
Sodium	**13.5**	mg/L	1.0	0.58	1	02/20/24 21:17	03/01/24 16:24	7440-23-5	
Magnesium	**30.9**	mg/L	0.050	0.012	1	02/20/24 21:17	03/01/24 16:24	7439-95-4	
Calcium	**337**	mg/L	5.0	0.61	5	02/20/24 21:17	03/01/24 16:26	7440-70-2	
6020 MET ICPMS	Analytical Method: EPA 6020B Preparation Method: EPA 3005A								
	Pace Analytical Services - Peachtree Corners, GA								
Antimony	ND	mg/L	0.0030	0.00054	1	02/20/24 16:50	02/26/24 18:37	7440-36-0	
Arsenic	**0.0024J**	mg/L	0.0050	0.00084	1	02/20/24 16:50	02/26/24 18:37	7440-38-2	
Barium	**0.016**	mg/L	0.0050	0.00047	1	02/20/24 16:50	02/26/24 18:37	7440-39-3	
Beryllium	**0.00059**	mg/L	0.00050	0.000094	1	02/20/24 16:50	02/26/24 18:37	7440-41-7	
Boron	**5.4**	mg/L	0.040	0.012	1	02/20/24 16:50	02/26/24 18:37	7440-42-8	
Cadmium	**0.00014J**	mg/L	0.00050	0.00010	1	02/20/24 16:50	02/26/24 18:37	7440-43-9	
Chromium	ND	mg/L	0.0050	0.0019	1	02/20/24 16:50	02/26/24 18:37	7440-47-3	
Cobalt	**0.042**	mg/L	0.0050	0.00032	1	02/20/24 16:50	02/26/24 18:37	7440-48-4	
Lead	**0.00084J**	mg/L	0.0010	0.00016	1	02/20/24 16:50	02/26/24 18:37	7439-92-1	
Lithium	ND	mg/L	0.030	0.0016	1	02/20/24 16:50	02/26/24 18:37	7439-93-2	
Molybdenum	ND	mg/L	0.010	0.00062	1	02/20/24 16:50	02/26/24 18:37	7439-98-7	
Selenium	**0.011**	mg/L	0.0050	0.00096	1	02/20/24 16:50	02/26/24 18:37	7782-49-2	
Thallium	ND	mg/L	0.0010	0.00038	1	02/20/24 16:50	02/26/24 18:37	7440-28-0	
7470 Mercury	Analytical Method: EPA 7470A Preparation Method: EPA 7470A								
	Pace Analytical Services - Peachtree Corners, GA								
Mercury	ND	mg/L	0.00020	0.00013	1	02/23/24 07:00	02/23/24 09:38	7439-97-6	
2540C Total Dissolved Solids	Analytical Method: SM 2540C-2015								
	Pace Analytical Services - Peachtree Corners, GA								
Total Dissolved Solids	**2160**	mg/L	25.0	25.0	1		02/23/24 15:16		1g
2320B Alkalinity	Analytical Method: SM 2320B-2011								
	Pace Analytical Services - Asheville								
Alkalinity,Bicarbonate (CaCO3)	ND	mg/L	5.0	5.0	1		02/22/24 15:42		
Alkalinity,Carbonate (CaCO3)	ND	mg/L	5.0	5.0	1		02/22/24 15:42		
Alkalinity, Total as CaCO3	ND	mg/L	5.0	5.0	1		02/22/24 15:42		
4500S2D Sulfide Water	Analytical Method: SM 4500-S2D-2011								
	Pace Analytical Services - Asheville								
Sulfide	ND	mg/L	0.10	0.022	1		02/21/24 03:52	18496-25-8	
300.0 IC Anions 28 Days	Analytical Method: EPA 300.0 Rev 2.1 1993								
	Pace Analytical Services - Asheville								
Chloride	**65.5**	mg/L	1.0	0.60	1		02/21/24 10:55	16887-00-6	

This report shall not be reproduced, except in full,
without the written consent of Pace Analytical Services, LLC.

Pace Analytical Services, LLC
9800 Kincey Ave. Suite 100
Huntersville, NC 28078
(704)875-9092

ANALYTICAL RESULTS

Project: Plant Hammond AP-2
Pace Project No.: 92713565

Sample: HAM-MW-33 **Lab ID: 92713565013** Collected: 02/18/24 11:55 Received: 02/19/24 13:25 Matrix: Water

Parameters	Results	Units	Report Limit	MDL	DF	Prepared	Analyzed	CAS No.	Qual
300.0 IC Anions 28 Days	Analytical Method: EPA 300.0 Rev 2.1 1993 Pace Analytical Services - Asheville								
Fluoride	**0.088J**	mg/L	0.10	0.050	1		02/21/24 10:55	16984-48-8	
Sulfate	**820**	mg/L	19.0	9.5	19		02/22/24 15:09	14808-79-8	

This report shall not be reproduced, except in full,
without the written consent of Pace Analytical Services, LLC.

Pace Analytical Services, LLC
9800 Kincey Ave. Suite 100
Huntersville, NC 28078
(704)875-9092

ANALYTICAL RESULTS

Project: Plant Hammond AP-2
Pace Project No.: 92713565

Sample: HAM-MW-34D **Lab ID: 92713565014** Collected: 02/18/24 10:30 Received: 02/19/24 13:25 Matrix: Water

Parameters	Results	Units	Report Limit	MDL	DF	Prepared	Analyzed	CAS No.	Qual
6010D ATL ICP	Analytical Method: EPA 6010D Preparation Method: EPA 3010A								
	Pace Analytical Services - Peachtree Corners, GA								
Iron	**0.090**	mg/L	0.040	0.025	1	02/20/24 21:17	03/01/24 16:29	7439-89-6	
Manganese	**3.7**	mg/L	0.040	0.011	1	02/20/24 21:17	03/01/24 16:29	7439-96-5	
Potassium	**9.2**	mg/L	0.50	0.15	1	02/20/24 21:17	03/01/24 16:29	7440-09-7	
Sodium	**11.2**	mg/L	1.0	0.58	1	02/20/24 21:17	03/01/24 16:29	7440-23-5	
Magnesium	**41.6**	mg/L	0.050	0.012	1	02/20/24 21:17	03/01/24 16:29	7439-95-4	
Calcium	**458**	mg/L	5.0	0.61	5	02/20/24 21:17	03/01/24 16:32	7440-70-2	
6020 MET ICPMS	Analytical Method: EPA 6020B Preparation Method: EPA 3005A								
	Pace Analytical Services - Peachtree Corners, GA								
Antimony	ND	mg/L	0.0030	0.00054	1	02/20/24 16:50	02/26/24 18:41	7440-36-0	
Arsenic	**0.00099J**	mg/L	0.0050	0.00084	1	02/20/24 16:50	02/26/24 18:41	7440-38-2	
Barium	**0.033**	mg/L	0.0050	0.00047	1	02/20/24 16:50	02/26/24 18:41	7440-39-3	
Beryllium	ND	mg/L	0.00050	0.000094	1	02/20/24 16:50	02/26/24 18:41	7440-41-7	
Boron	**8.1**	mg/L	0.040	0.012	1	02/20/24 16:50	02/26/24 18:41	7440-42-8	
Cadmium	**0.00080**	mg/L	0.00050	0.00010	1	02/20/24 16:50	02/26/24 18:41	7440-43-9	
Chromium	ND	mg/L	0.0050	0.0019	1	02/20/24 16:50	02/26/24 18:41	7440-47-3	
Cobalt	**0.0067**	mg/L	0.0050	0.00032	1	02/20/24 16:50	02/26/24 18:41	7440-48-4	
Lead	ND	mg/L	0.0010	0.00016	1	02/20/24 16:50	02/26/24 18:41	7439-92-1	
Lithium	ND	mg/L	0.030	0.0016	1	02/20/24 16:50	02/26/24 18:41	7439-93-2	
Molybdenum	ND	mg/L	0.010	0.00062	1	02/20/24 16:50	02/26/24 18:41	7439-98-7	
Selenium	ND	mg/L	0.0050	0.00096	1	02/20/24 16:50	02/26/24 18:41	7782-49-2	
Thallium	ND	mg/L	0.0010	0.00038	1	02/20/24 16:50	02/26/24 18:41	7440-28-0	
7470 Mercury	Analytical Method: EPA 7470A Preparation Method: EPA 7470A								
	Pace Analytical Services - Peachtree Corners, GA								
Mercury	ND	mg/L	0.00020	0.00013	1	02/23/24 07:00	02/23/24 09:40	7439-97-6	
2540C Total Dissolved Solids	Analytical Method: SM 2540C-2015								
	Pace Analytical Services - Peachtree Corners, GA								
Total Dissolved Solids	**2010**	mg/L	25.0	25.0	1		02/23/24 15:16		1g
2320B Alkalinity	Analytical Method: SM 2320B-2011								
	Pace Analytical Services - Asheville								
Alkalinity,Bicarbonate (CaCO3)	**96.1**	mg/L	5.0	5.0	1		02/22/24 15:59		
Alkalinity,Carbonate (CaCO3)	ND	mg/L	5.0	5.0	1		02/22/24 15:59		
Alkalinity, Total as CaCO3	**96.1**	mg/L	5.0	5.0	1		02/22/24 15:59		
4500S2D Sulfide Water	Analytical Method: SM 4500-S2D-2011								
	Pace Analytical Services - Asheville								
Sulfide	ND	mg/L	0.10	0.022	1		02/21/24 03:52	18496-25-8	
300.0 IC Anions 28 Days	Analytical Method: EPA 300.0 Rev 2.1 1993								
	Pace Analytical Services - Asheville								
Chloride	**143**	mg/L	22.0	13.2	22		02/22/24 15:29	16887-00-6	

This report shall not be reproduced, except in full,
without the written consent of Pace Analytical Services, LLC.

Pace Analytical Services, LLC
9800 Kincey Ave. Suite 100
Huntersville, NC 28078
(704)875-9092

ANALYTICAL RESULTS

Project: Plant Hammond AP-2
Pace Project No.: 92713565

Sample: HAM-MW-34D **Lab ID: 92713565014** Collected: 02/18/24 10:30 Received: 02/19/24 13:25 Matrix: Water

Parameters	Results	Units	Report Limit	MDL	DF	Prepared	Analyzed	CAS No.	Qual
300.0 IC Anions 28 Days	Analytical Method: EPA 300.0 Rev 2.1 1993 Pace Analytical Services - Asheville								
Fluoride	ND	mg/L	0.10	0.050	1		02/21/24 11:10	16984-48-8	
Sulfate	**918**	mg/L	22.0	11.0	22		02/22/24 15:29	14808-79-8	

This report shall not be reproduced, except in full,
without the written consent of Pace Analytical Services, LLC.

Pace Analytical Services, LLC
9800 Kincey Ave. Suite 100
Huntersville, NC 28078
(704)875-9092

ANALYTICAL RESULTS

Project: Plant Hammond AP-2
Pace Project No.: 92713565

Sample: HAM-MW-37D **Lab ID: 92713565015** Collected: 02/18/24 15:52 Received: 02/19/24 13:25 Matrix: Water

Parameters	Results	Units	Report Limit	MDL	DF	Prepared	Analyzed	CAS No.	Qual
6010D ATL ICP	Analytical Method: EPA 6010D Preparation Method: EPA 3010A Pace Analytical Services - Peachtree Corners, GA								
Iron	**0.17**	mg/L	0.040	0.025	1	02/20/24 21:17	03/01/24 16:45	7439-89-6	
Manganese	**0.015J**	mg/L	0.040	0.011	1	02/20/24 21:17	03/01/24 16:45	7439-96-5	
Potassium	**0.69**	mg/L	0.50	0.15	1	02/20/24 21:17	03/01/24 16:45	7440-09-7	
Sodium	**11.3**	mg/L	1.0	0.58	1	02/20/24 21:17	03/01/24 16:45	7440-23-5	
Calcium	**52.7**	mg/L	1.0	0.12	1	02/20/24 21:17	03/01/24 16:45	7440-70-2	
Magnesium	**10.9**	mg/L	0.050	0.012	1	02/20/24 21:17	03/01/24 16:45	7439-95-4	
6020 MET ICPMS	Analytical Method: EPA 6020B Preparation Method: EPA 3005A Pace Analytical Services - Peachtree Corners, GA								
Antimony	ND	mg/L	0.0030	0.00054	1	02/20/24 16:50	02/26/24 18:45	7440-36-0	
Arsenic	ND	mg/L	0.0050	0.00084	1	02/20/24 16:50	02/26/24 18:45	7440-38-2	
Barium	**0.15**	mg/L	0.0050	0.00047	1	02/20/24 16:50	02/26/24 18:45	7440-39-3	
Beryllium	ND	mg/L	0.00050	0.000094	1	02/20/24 16:50	02/26/24 18:45	7440-41-7	
Boron	**0.12**	mg/L	0.040	0.012	1	02/20/24 16:50	02/26/24 18:45	7440-42-8	BC
Cadmium	ND	mg/L	0.00050	0.00010	1	02/20/24 16:50	02/26/24 18:45	7440-43-9	
Chromium	ND	mg/L	0.0050	0.0019	1	02/20/24 16:50	02/26/24 18:45	7440-47-3	
Cobalt	ND	mg/L	0.0050	0.00032	1	02/20/24 16:50	02/26/24 18:45	7440-48-4	
Lead	ND	mg/L	0.0010	0.00016	1	02/20/24 16:50	02/26/24 18:45	7439-92-1	
Lithium	**0.021J**	mg/L	0.030	0.0016	1	02/20/24 16:50	02/26/24 18:45	7439-93-2	
Molybdenum	**0.0016J**	mg/L	0.010	0.00062	1	02/20/24 16:50	02/26/24 18:45	7439-98-7	
Selenium	ND	mg/L	0.0050	0.00096	1	02/20/24 16:50	02/26/24 18:45	7782-49-2	
Thallium	ND	mg/L	0.0010	0.00038	1	02/20/24 16:50	02/26/24 18:45	7440-28-0	
7470 Mercury	Analytical Method: EPA 7470A Preparation Method: EPA 7470A Pace Analytical Services - Peachtree Corners, GA								
Mercury	ND	mg/L	0.00020	0.00013	1	02/23/24 07:00	02/23/24 09:48	7439-97-6	
2540C Total Dissolved Solids	Analytical Method: SM 2540C-2015 Pace Analytical Services - Peachtree Corners, GA								
Total Dissolved Solids	**269**	mg/L	25.0	25.0	1		02/23/24 15:18		
2320B Alkalinity	Analytical Method: SM 2320B-2011 Pace Analytical Services - Asheville								
Alkalinity,Bicarbonate (CaCO3)	**163**	mg/L	5.0	5.0	1		02/22/24 21:03		
Alkalinity,Carbonate (CaCO3)	ND	mg/L	5.0	5.0	1		02/22/24 21:03		
Alkalinity, Total as CaCO3	**163**	mg/L	5.0	5.0	1		02/22/24 21:03		
4500S2D Sulfide Water	Analytical Method: SM 4500-S2D-2011 Pace Analytical Services - Asheville								
Sulfide	ND	mg/L	0.10	0.022	1		02/21/24 03:53	18496-25-8	
300.0 IC Anions 28 Days	Analytical Method: EPA 300.0 Rev 2.1 1993 Pace Analytical Services - Asheville								
Chloride	**7.8**	mg/L	1.0	0.60	1		02/21/24 11:25	16887-00-6	

This report shall not be reproduced, except in full,
without the written consent of Pace Analytical Services, LLC.

Pace Analytical Services, LLC
9800 Kincey Ave. Suite 100
Huntersville, NC 28078
(704)875-9092

ANALYTICAL RESULTS

Project: Plant Hammond AP-2
Pace Project No.: 92713565

Sample: HAM-MW-37D **Lab ID: 92713565015** Collected: 02/18/24 15:52 Received: 02/19/24 13:25 Matrix: Water

Parameters	Results	Units	Report Limit	MDL	DF	Prepared	Analyzed	CAS No.	Qual
300.0 IC Anions 28 Days	Analytical Method: EPA 300.0 Rev 2.1 1993 Pace Analytical Services - Asheville								
Fluoride	**0.050J**	mg/L	0.10	0.050	1		02/21/24 11:25	16984-48-8	
Sulfate	**30.4**	mg/L	1.0	0.50	1		02/21/24 11:25	14808-79-8	

This report shall not be reproduced, except in full,
without the written consent of Pace Analytical Services, LLC.

Pace Analytical Services, LLC
9800 Kincey Ave. Suite 100
Huntersville, NC 28078
(704)875-9092

ANALYTICAL RESULTS

Project: Plant Hammond AP-2
Pace Project No.: 92713565

Sample: HAM-AP2-EB-01 **Lab ID: 92713565016** Collected: 02/18/24 17:20 Received: 02/19/24 13:25 Matrix: Water

Parameters	Results	Units	Report Limit	MDL	DF	Prepared	Analyzed	CAS No.	Qual
6010D ATL ICP	Analytical Method: EPA 6010D Preparation Method: EPA 3010A Pace Analytical Services - Peachtree Corners, GA								
Calcium	ND	mg/L	1.0	0.12	1	02/20/24 21:17	02/28/24 16:43	7440-70-2	
6020 MET ICPMS	Analytical Method: EPA 6020B Preparation Method: EPA 3005A Pace Analytical Services - Peachtree Corners, GA								
Antimony	ND	mg/L	0.0030	0.00054	1	02/20/24 16:50	02/26/24 18:56	7440-36-0	
Arsenic	ND	mg/L	0.0050	0.00084	1	02/20/24 16:50	02/26/24 18:56	7440-38-2	
Barium	ND	mg/L	0.0050	0.00047	1	02/20/24 16:50	02/26/24 18:56	7440-39-3	
Beryllium	ND	mg/L	0.00050	0.000094	1	02/20/24 16:50	02/26/24 18:56	7440-41-7	
Boron	**0.015J**	mg/L	0.040	0.012	1	02/20/24 16:50	02/26/24 18:56	7440-42-8	
Cadmium	ND	mg/L	0.00050	0.00010	1	02/20/24 16:50	02/26/24 18:56	7440-43-9	
Chromium	ND	mg/L	0.0050	0.0019	1	02/20/24 16:50	02/26/24 18:56	7440-47-3	
Cobalt	ND	mg/L	0.0050	0.00032	1	02/20/24 16:50	02/26/24 18:56	7440-48-4	
Lead	ND	mg/L	0.0010	0.00016	1	02/20/24 16:50	02/26/24 18:56	7439-92-1	
Lithium	ND	mg/L	0.030	0.0016	1	02/20/24 16:50	02/26/24 18:56	7439-93-2	
Molybdenum	**0.0016J**	mg/L	0.010	0.00062	1	02/20/24 16:50	02/26/24 18:56	7439-98-7	
Selenium	ND	mg/L	0.0050	0.00096	1	02/20/24 16:50	02/26/24 18:56	7782-49-2	
Thallium	ND	mg/L	0.0010	0.00038	1	02/20/24 16:50	02/26/24 18:56	7440-28-0	
7470 Mercury	Analytical Method: EPA 7470A Preparation Method: EPA 7470A Pace Analytical Services - Peachtree Corners, GA								
Mercury	ND	mg/L	0.00020	0.00013	1	02/23/24 07:00	02/23/24 09:51	7439-97-6	
2540C Total Dissolved Solids	Analytical Method: SM 2540C-2015 Pace Analytical Services - Peachtree Corners, GA								
Total Dissolved Solids	**64.0**	mg/L	25.0	25.0	1		02/23/24 15:18		
300.0 IC Anions 28 Days	Analytical Method: EPA 300.0 Rev 2.1 1993 Pace Analytical Services - Asheville								
Chloride	ND	mg/L	1.0	0.60	1		02/21/24 00:38	16887-00-6	
Fluoride	ND	mg/L	0.10	0.050	1		02/21/24 00:38	16984-48-8	
Sulfate	ND	mg/L	1.0	0.50	1		02/21/24 00:38	14808-79-8	

This report shall not be reproduced, except in full,
without the written consent of Pace Analytical Services, LLC.

Pace Analytical Services, LLC
9800 Kincey Ave. Suite 100
Huntersville, NC 28078
(704)875-9092

ANALYTICAL RESULTS

Project: Plant Hammond AP-2
Pace Project No.: 92713565

Sample: HAM-AP2-FB-01 **Lab ID: 92713565017** Collected: 02/18/24 17:15 Received: 02/19/24 13:25 Matrix: Water

Parameters	Results	Units	Report Limit	MDL	DF	Prepared	Analyzed	CAS No.	Qual
6010D ATL ICP	Analytical Method: EPA 6010D Preparation Method: EPA 3010A Pace Analytical Services - Peachtree Corners, GA								
Calcium	ND	mg/L	1.0	0.12	1	02/20/24 21:17	02/28/24 16:45	7440-70-2	
6020 MET ICPMS	Analytical Method: EPA 6020B Preparation Method: EPA 3005A Pace Analytical Services - Peachtree Corners, GA								
Antimony	ND	mg/L	0.0030	0.00054	1	02/20/24 16:50	02/26/24 19:00	7440-36-0	
Arsenic	ND	mg/L	0.0050	0.00084	1	02/20/24 16:50	02/26/24 19:00	7440-38-2	
Barium	ND	mg/L	0.0050	0.00047	1	02/20/24 16:50	02/26/24 19:00	7440-39-3	
Beryllium	ND	mg/L	0.00050	0.000094	1	02/20/24 16:50	02/26/24 19:00	7440-41-7	
Boron	ND	mg/L	0.040	0.012	1	02/20/24 16:50	02/26/24 19:00	7440-42-8	
Cadmium	ND	mg/L	0.00050	0.00010	1	02/20/24 16:50	02/26/24 19:00	7440-43-9	
Chromium	ND	mg/L	0.0050	0.0019	1	02/20/24 16:50	02/26/24 19:00	7440-47-3	
Cobalt	ND	mg/L	0.0050	0.00032	1	02/20/24 16:50	02/26/24 19:00	7440-48-4	
Lead	ND	mg/L	0.0010	0.00016	1	02/20/24 16:50	02/26/24 19:00	7439-92-1	
Lithium	ND	mg/L	0.030	0.0016	1	02/20/24 16:50	02/26/24 19:00	7439-93-2	
Molybdenum	**0.0016J**	mg/L	0.010	0.00062	1	02/20/24 16:50	02/26/24 19:00	7439-98-7	
Selenium	ND	mg/L	0.0050	0.00096	1	02/20/24 16:50	02/26/24 19:00	7782-49-2	
Thallium	ND	mg/L	0.0010	0.00038	1	02/20/24 16:50	02/26/24 19:00	7440-28-0	
7470 Mercury	Analytical Method: EPA 7470A Preparation Method: EPA 7470A Pace Analytical Services - Peachtree Corners, GA								
Mercury	ND	mg/L	0.00020	0.00013	1	02/23/24 07:00	02/23/24 09:53	7439-97-6	
2540C Total Dissolved Solids	Analytical Method: SM 2540C-2015 Pace Analytical Services - Peachtree Corners, GA								
Total Dissolved Solids	**387**	mg/L	25.0	25.0	1		02/23/24 15:18		
300.0 IC Anions 28 Days	Analytical Method: EPA 300.0 Rev 2.1 1993 Pace Analytical Services - Asheville								
Chloride	ND	mg/L	1.0	0.60	1		02/21/24 00:53	16887-00-6	
Fluoride	ND	mg/L	0.10	0.050	1		02/21/24 00:53	16984-48-8	
Sulfate	ND	mg/L	1.0	0.50	1		02/21/24 00:53	14808-79-8	

This report shall not be reproduced, except in full,
without the written consent of Pace Analytical Services, LLC.

Pace Analytical Services, LLC
9800 Kincey Ave. Suite 100
Huntersville, NC 28078
(704)875-9092

ANALYTICAL RESULTS

Project: Plant Hammond AP-2
Pace Project No.: 92713565

Sample: HAM-AP2-FD-01 **Lab ID: 92713565018** Collected: 02/18/24 00:00 Received: 02/19/24 13:25 Matrix: Water

Parameters	Results	Units	Report Limit	MDL	DF	Prepared	Analyzed	CAS No.	Qual
6010D ATL ICP	Analytical Method: EPA 6010D Preparation Method: EPA 3010A Pace Analytical Services - Peachtree Corners, GA								
Iron	**1.6**	mg/L	0.040	0.025	1	02/20/24 21:17	02/28/24 16:48	7439-89-6	
Manganese	**0.051**	mg/L	0.040	0.011	1	02/20/24 21:17	02/28/24 16:48	7439-96-5	
Potassium	**0.87**	mg/L	0.50	0.15	1	02/20/24 21:17	02/28/24 16:48	7440-09-7	
Sodium	**10.2**	mg/L	1.0	0.58	1	02/20/24 21:17	02/28/24 16:48	7440-23-5	
Calcium	**190**	mg/L	1.0	0.12	1	02/20/24 21:17	02/28/24 16:48	7440-70-2	
Magnesium	**15.4**	mg/L	0.050	0.012	1	02/20/24 21:17	02/28/24 16:48	7439-95-4	
6020 MET ICPMS	Analytical Method: EPA 6020B Preparation Method: EPA 3005A Pace Analytical Services - Peachtree Corners, GA								
Antimony	ND	mg/L	0.0030	0.00054	1	02/20/24 16:50	02/26/24 19:03	7440-36-0	
Arsenic	ND	mg/L	0.0050	0.00084	1	02/20/24 16:50	02/26/24 19:03	7440-38-2	
Barium	**0.089**	mg/L	0.0050	0.00047	1	02/20/24 16:50	02/26/24 19:03	7440-39-3	
Beryllium	ND	mg/L	0.00050	0.000094	1	02/20/24 16:50	02/26/24 19:03	7440-41-7	
Boron	**2.1**	mg/L	0.040	0.012	1	02/20/24 16:50	02/26/24 19:03	7440-42-8	
Cadmium	ND	mg/L	0.00050	0.00010	1	02/20/24 16:50	02/26/24 19:03	7440-43-9	
Chromium	ND	mg/L	0.0050	0.0019	1	02/20/24 16:50	02/26/24 19:03	7440-47-3	
Cobalt	ND	mg/L	0.0050	0.00032	1	02/20/24 16:50	02/26/24 19:03	7440-48-4	
Lead	ND	mg/L	0.0010	0.00016	1	02/20/24 16:50	02/26/24 19:03	7439-92-1	
Lithium	**0.0028J**	mg/L	0.030	0.0016	1	02/20/24 16:50	02/26/24 19:03	7439-93-2	
Molybdenum	ND	mg/L	0.010	0.00062	1	02/20/24 16:50	02/26/24 19:03	7439-98-7	
Selenium	ND	mg/L	0.0050	0.00096	1	02/20/24 16:50	02/26/24 19:03	7782-49-2	
Thallium	ND	mg/L	0.0010	0.00038	1	02/20/24 16:50	02/26/24 19:03	7440-28-0	
7470 Mercury	Analytical Method: EPA 7470A Preparation Method: EPA 7470A Pace Analytical Services - Peachtree Corners, GA								
Mercury	ND	mg/L	0.00020	0.00013	1	02/23/24 07:00	02/23/24 09:56	7439-97-6	
2540C Total Dissolved Solids	Analytical Method: SM 2540C-2015 Pace Analytical Services - Peachtree Corners, GA								
Total Dissolved Solids	**818**	mg/L	25.0	25.0	1		02/23/24 15:19		
2320B Alkalinity	Analytical Method: SM 2320B-2011 Pace Analytical Services - Asheville								
Alkalinity,Bicarbonate (CaCO3)	**197**	mg/L	5.0	5.0	1		02/22/24 21:28		
Alkalinity,Carbonate (CaCO3)	ND	mg/L	5.0	5.0	1		02/22/24 21:28		
Alkalinity, Total as CaCO3	**197**	mg/L	5.0	5.0	1		02/22/24 21:28		
4500S2D Sulfide Water	Analytical Method: SM 4500-S2D-2011 Pace Analytical Services - Asheville								
Sulfide	ND	mg/L	0.10	0.022	1		02/21/24 03:53	18496-25-8	
300.0 IC Anions 28 Days	Analytical Method: EPA 300.0 Rev 2.1 1993 Pace Analytical Services - Asheville								
Chloride	**86.8**	mg/L	1.0	0.60	1		02/21/24 12:12	16887-00-6	

This report shall not be reproduced, except in full,
without the written consent of Pace Analytical Services, LLC.

Pace Analytical Services, LLC
9800 Kincey Ave. Suite 100
Huntersville, NC 28078
(704)875-9092

ANALYTICAL RESULTS

Project: Plant Hammond AP-2
Pace Project No.: 92713565

Sample: HAM-AP2-FD-01 **Lab ID: 92713565018** Collected: 02/18/24 00:00 Received: 02/19/24 13:25 Matrix: Water

Parameters	Results	Units	Report Limit	MDL	DF	Prepared	Analyzed	CAS No.	Qual
300.0 IC Anions 28 Days	Analytical Method: EPA 300.0 Rev 2.1 1993 Pace Analytical Services - Asheville								
Fluoride	ND	mg/L	0.10	0.050	1		02/21/24 12:12	16984-48-8	
Sulfate	**222**	mg/L	5.0	2.5	5		02/22/24 15:44	14808-79-8	

This report shall not be reproduced, except in full,
without the written consent of Pace Analytical Services, LLC.

Pace Analytical Services, LLC
9800 Kincey Ave. Suite 100
Huntersville, NC 28078
(704)875-9092

ANALYTICAL RESULTS

Project: Plant Hammond AP-2
Pace Project No.: 92713565

Sample: HAM-AP2-FD-02 **Lab ID: 92713565019** Collected: 02/18/24 00:00 Received: 02/19/24 13:25 Matrix: Water

Parameters	Results	Units	Report Limit	MDL	DF	Prepared	Analyzed	CAS No.	Qual
6010D ATL ICP	Analytical Method: EPA 6010D Preparation Method: EPA 3010A								
	Pace Analytical Services - Peachtree Corners, GA								
Iron	**0.085**	mg/L	0.040	0.025	1	02/20/24 21:17	03/01/24 16:48	7439-89-6	
Manganese	**3.4**	mg/L	0.040	0.011	1	02/20/24 21:17	03/01/24 16:48	7439-96-5	
Potassium	**9.5**	mg/L	0.50	0.15	1	02/20/24 21:17	03/01/24 16:48	7440-09-7	
Sodium	**12.9**	mg/L	1.0	0.58	1	02/20/24 21:17	03/01/24 16:48	7440-23-5	
Magnesium	**30.8**	mg/L	0.050	0.012	1	02/20/24 21:17	03/01/24 16:48	7439-95-4	
Calcium	**329**	mg/L	5.0	0.61	5	02/20/24 21:17	03/01/24 16:51	7440-70-2	
6020 MET ICPMS	Analytical Method: EPA 6020B Preparation Method: EPA 3005A								
	Pace Analytical Services - Peachtree Corners, GA								
Antimony	ND	mg/L	0.0030	0.00054	1	02/20/24 16:50	02/26/24 19:07	7440-36-0	
Arsenic	**0.0021J**	mg/L	0.0050	0.00084	1	02/20/24 16:50	02/26/24 19:07	7440-38-2	
Barium	**0.016**	mg/L	0.0050	0.00047	1	02/20/24 16:50	02/26/24 19:07	7440-39-3	
Beryllium	**0.00053**	mg/L	0.00050	0.000094	1	02/20/24 16:50	02/26/24 19:07	7440-41-7	
Boron	**5.2**	mg/L	0.040	0.012	1	02/20/24 16:50	02/26/24 19:07	7440-42-8	
Cadmium	**0.00014J**	mg/L	0.00050	0.00010	1	02/20/24 16:50	02/26/24 19:07	7440-43-9	
Chromium	ND	mg/L	0.0050	0.0019	1	02/20/24 16:50	02/26/24 19:07	7440-47-3	
Cobalt	**0.039**	mg/L	0.0050	0.00032	1	02/20/24 16:50	02/26/24 19:07	7440-48-4	
Lead	**0.00077J**	mg/L	0.0010	0.00016	1	02/20/24 16:50	02/26/24 19:07	7439-92-1	
Lithium	ND	mg/L	0.030	0.0016	1	02/20/24 16:50	02/26/24 19:07	7439-93-2	
Molybdenum	ND	mg/L	0.010	0.00062	1	02/20/24 16:50	02/26/24 19:07	7439-98-7	
Selenium	**0.0097**	mg/L	0.0050	0.00096	1	02/20/24 16:50	02/26/24 19:07	7782-49-2	
Thallium	ND	mg/L	0.0010	0.00038	1	02/20/24 16:50	02/26/24 19:07	7440-28-0	
7470 Mercury	Analytical Method: EPA 7470A Preparation Method: EPA 7470A								
	Pace Analytical Services - Peachtree Corners, GA								
Mercury	ND	mg/L	0.00020	0.00013	1	02/23/24 07:00	02/23/24 09:59	7439-97-6	
2540C Total Dissolved Solids	Analytical Method: SM 2540C-2015								
	Pace Analytical Services - Peachtree Corners, GA								
Total Dissolved Solids	**1430**	mg/L	25.0	25.0	1		02/23/24 15:19		
2320B Alkalinity	Analytical Method: SM 2320B-2011								
	Pace Analytical Services - Asheville								
Alkalinity,Bicarbonate (CaCO3)	ND	mg/L	5.0	5.0	1		02/22/24 21:41		
Alkalinity,Carbonate (CaCO3)	ND	mg/L	5.0	5.0	1		02/22/24 21:41		
Alkalinity, Total as CaCO3	ND	mg/L	5.0	5.0	1		02/22/24 21:41		
4500S2D Sulfide Water	Analytical Method: SM 4500-S2D-2011								
	Pace Analytical Services - Asheville								
Sulfide	ND	mg/L	0.10	0.022	1		02/21/24 03:53	18496-25-8	
300.0 IC Anions 28 Days	Analytical Method: EPA 300.0 Rev 2.1 1993								
	Pace Analytical Services - Asheville								
Chloride	**60.9**	mg/L	1.0	0.60	1		02/21/24 12:27	16887-00-6	

This report shall not be reproduced, except in full,
without the written consent of Pace Analytical Services, LLC.

Pace Analytical Services, LLC
9800 Kincey Ave. Suite 100
Huntersville, NC 28078
(704)875-9092

ANALYTICAL RESULTS

Project: Plant Hammond AP-2
Pace Project No.: 92713565

Sample: HAM-AP2-FD-02 **Lab ID: 92713565019** Collected: 02/18/24 00:00 Received: 02/19/24 13:25 Matrix: Water

Parameters	Results	Units	Report Limit	MDL	DF	Prepared	Analyzed	CAS No.	Qual
300.0 IC Anions 28 Days	Analytical Method: EPA 300.0 Rev 2.1 1993 Pace Analytical Services - Asheville								
Fluoride	**0.079J**	mg/L	0.10	0.050	1		02/21/24 12:27	16984-48-8	
Sulfate	**808**	mg/L	18.0	9.0	18		02/22/24 15:59	14808-79-8	

This report shall not be reproduced, except in full,
without the written consent of Pace Analytical Services, LLC.

Pace Analytical Services, LLC
9800 Kincey Ave. Suite 100
Huntersville, NC 28078
(704)875-9092

ANALYTICAL RESULTS

Project: Plant Hammond AP-2
Pace Project No.: 92713565

Sample: HAM-MW-35 **Lab ID: 92713565020** Collected: 02/19/24 11:30 Received: 02/22/24 11:10 Matrix: Water

Parameters	Results	Units	Report Limit	MDL	DF	Prepared	Analyzed	CAS No.	Qual
6010D ATL ICP	Analytical Method: EPA 6010D Preparation Method: EPA 3010A Pace Analytical Services - Peachtree Corners, GA								
Calcium	**473**	mg/L	5.0	0.61	5	02/28/24 18:17	03/04/24 08:58	7440-70-2	
Iron	**0.040J**	mg/L	0.040	0.025	1	02/28/24 18:17	03/02/24 09:09	7439-89-6	
Manganese	**8.2**	mg/L	0.040	0.011	1	02/28/24 18:17	03/02/24 09:09	7439-96-5	
Potassium	**7.4**	mg/L	0.50	0.15	1	02/28/24 18:17	03/02/24 09:09	7440-09-7	
Sodium	**18.5**	mg/L	1.0	0.58	1	02/28/24 18:17	03/02/24 09:09	7440-23-5	
Magnesium	**54.7**	mg/L	0.050	0.012	1	02/28/24 18:17	03/02/24 09:09	7439-95-4	
6020 MET ICPMS	Analytical Method: EPA 6020B Preparation Method: EPA 3005A Pace Analytical Services - Peachtree Corners, GA								
Antimony	ND	mg/L	0.0030	0.00054	1	02/26/24 13:45	02/29/24 16:45	7440-36-0	
Arsenic	**0.0073**	mg/L	0.0050	0.00084	1	02/26/24 13:45	02/29/24 16:45	7440-38-2	
Barium	**0.021**	mg/L	0.0050	0.00047	1	02/26/24 13:45	02/29/24 16:45	7440-39-3	
Beryllium	**0.00064**	mg/L	0.00050	0.000094	1	02/26/24 13:45	02/28/24 19:15	7440-41-7	
Boron	**8.4**	mg/L	0.040	0.012	1	02/26/24 13:45	02/28/24 19:15	7440-42-8	M1
Cadmium	**0.0013**	mg/L	0.00050	0.00010	1	02/26/24 13:45	02/29/24 16:45	7440-43-9	
Chromium	ND	mg/L	0.0050	0.0019	1	02/26/24 13:45	02/28/24 19:15	7440-47-3	
Cobalt	**0.084**	mg/L	0.0050	0.00032	1	02/26/24 13:45	02/28/24 19:15	7440-48-4	
Lead	**0.00060J**	mg/L	0.0010	0.00016	1	02/26/24 13:45	02/29/24 16:45	7439-92-1	
Lithium	**0.0031J**	mg/L	0.030	0.0016	1	02/26/24 13:45	02/28/24 19:15	7439-93-2	
Molybdenum	ND	mg/L	0.010	0.00062	1	02/26/24 13:45	02/29/24 16:45	7439-98-7	
Selenium	**0.0057**	mg/L	0.0050	0.00096	1	02/26/24 13:45	02/29/24 16:45	7782-49-2	
Thallium	ND	mg/L	0.0010	0.00038	1	02/26/24 13:45	02/29/24 16:45	7440-28-0	
7470 Mercury	Analytical Method: EPA 7470A Preparation Method: EPA 7470A Pace Analytical Services - Peachtree Corners, GA								
Mercury	ND	mg/L	0.00020	0.00013	1	02/29/24 18:00	03/01/24 09:32	7439-97-6	
2540C Total Dissolved Solids	Analytical Method: SM 2540C-2015 Pace Analytical Services - Peachtree Corners, GA								
Total Dissolved Solids	**2120**	mg/L	25.0	25.0	1		02/23/24 15:20		1g
2320B Alkalinity	Analytical Method: SM 2320B-2011 Pace Analytical Services - Asheville								
Alkalinity,Bicarbonate (CaCO3)	**9.6**	mg/L	5.0	5.0	1		02/27/24 19:39		
Alkalinity,Carbonate (CaCO3)	ND	mg/L	5.0	5.0	1		02/27/24 19:39		
Alkalinity, Total as CaCO3	**9.6**	mg/L	5.0	5.0	1		02/27/24 19:39		
4500S2D Sulfide Water	Analytical Method: SM 4500-S2D-2011 Pace Analytical Services - Asheville								
Sulfide	ND	mg/L	0.10	0.022	1		02/24/24 03:25	18496-25-8	
300.0 IC Anions 28 Days	Analytical Method: EPA 300.0 Rev 2.1 1993 Pace Analytical Services - Asheville								
Chloride	**150**	mg/L	25.0	15.0	25		02/25/24 05:07	16887-00-6	M1

This report shall not be reproduced, except in full,
without the written consent of Pace Analytical Services, LLC.

Pace Analytical Services, LLC
9800 Kincey Ave. Suite 100
Huntersville, NC 28078
(704)875-9092

ANALYTICAL RESULTS

Project: Plant Hammond AP-2
Pace Project No.: 92713565

Sample: HAM-MW-35 **Lab ID: 92713565020** Collected: 02/19/24 11:30 Received: 02/22/24 11:10 Matrix: Water

Parameters	Results	Units	Report Limit	MDL	DF	Prepared	Analyzed	CAS No.	Qual
300.0 IC Anions 28 Days	Analytical Method: EPA 300.0 Rev 2.1 1993 Pace Analytical Services - Asheville								
Fluoride	**0.16**	mg/L	0.10	0.050	1		02/24/24 16:13	16984-48-8	
Sulfate	**1060**	mg/L	25.0	12.5	25		02/25/24 05:07	14808-79-8	M1

This report shall not be reproduced, except in full,
without the written consent of Pace Analytical Services, LLC.

Pace Analytical Services, LLC
9800 Kincey Ave. Suite 100
Huntersville, NC 28078
(704)875-9092

ANALYTICAL RESULTS

Project: Plant Hammond AP-2
Pace Project No.: 92713565

Sample: HAM-MW-51 **Lab ID: 92713565021** Collected: 02/19/24 13:25 Received: 02/22/24 11:10 Matrix: Water

Parameters	Results	Units	Report Limit	MDL	DF	Prepared	Analyzed	CAS No.	Qual
6010D ATL ICP	Analytical Method: EPA 6010D Preparation Method: EPA 3010A								
	Pace Analytical Services - Peachtree Corners, GA								
Iron	**1.1**	mg/L	0.040	0.025	1	02/28/24 18:17	03/02/24 09:12	7439-89-6	
Manganese	**7.2**	mg/L	0.040	0.011	1	02/28/24 18:17	03/02/24 09:12	7439-96-5	
Potassium	**8.0**	mg/L	0.50	0.15	1	02/28/24 18:17	03/02/24 09:12	7440-09-7	
Sodium	**14.3**	mg/L	1.0	0.58	1	02/28/24 18:17	03/02/24 09:12	7440-23-5	
Magnesium	**48.3**	mg/L	0.050	0.012	1	02/28/24 18:17	03/02/24 09:12	7439-95-4	
Calcium	**486**	mg/L	5.0	0.61	5	02/28/24 18:17	03/04/24 09:01	7440-70-2	
6020 MET ICPMS	Analytical Method: EPA 6020B Preparation Method: EPA 3005A								
	Pace Analytical Services - Peachtree Corners, GA								
Antimony	ND	mg/L	0.0030	0.00054	1	02/26/24 13:45	02/29/24 16:56	7440-36-0	
Arsenic	**0.0067**	mg/L	0.0050	0.00084	1	02/26/24 13:45	02/29/24 16:56	7440-38-2	
Barium	**0.028**	mg/L	0.0050	0.00047	1	02/26/24 13:45	02/29/24 16:56	7440-39-3	
Beryllium	**0.00047J**	mg/L	0.00050	0.000094	1	02/26/24 13:45	02/28/24 19:30	7440-41-7	
Boron	**7.9**	mg/L	0.040	0.012	1	02/26/24 13:45	02/28/24 19:30	7440-42-8	
Cadmium	**0.00067**	mg/L	0.00050	0.00010	1	02/26/24 13:45	02/29/24 16:56	7440-43-9	
Chromium	ND	mg/L	0.0050	0.0019	1	02/26/24 13:45	02/28/24 19:30	7440-47-3	
Cobalt	**0.046**	mg/L	0.0050	0.00032	1	02/26/24 13:45	02/28/24 19:30	7440-48-4	
Lead	ND	mg/L	0.0010	0.00016	1	02/26/24 13:45	02/29/24 16:56	7439-92-1	
Lithium	**0.0017J**	mg/L	0.030	0.0016	1	02/26/24 13:45	02/28/24 19:30	7439-93-2	
Molybdenum	ND	mg/L	0.010	0.00062	1	02/26/24 13:45	02/29/24 16:56	7439-98-7	
Selenium	**0.0019J**	mg/L	0.0050	0.00096	1	02/26/24 13:45	02/29/24 16:56	7782-49-2	
Thallium	ND	mg/L	0.0010	0.00038	1	02/26/24 13:45	02/29/24 16:56	7440-28-0	
7470 Mercury	Analytical Method: EPA 7470A Preparation Method: EPA 7470A								
	Pace Analytical Services - Peachtree Corners, GA								
Mercury	ND	mg/L	0.00020	0.00013	1	02/29/24 18:00	03/01/24 09:35	7439-97-6	
2540C Total Dissolved Solids	Analytical Method: SM 2540C-2015								
	Pace Analytical Services - Peachtree Corners, GA								
Total Dissolved Solids	**2040**	mg/L	25.0	25.0	1		02/23/24 15:21		1g
2320B Alkalinity	Analytical Method: SM 2320B-2011								
	Pace Analytical Services - Asheville								
Alkalinity,Bicarbonate (CaCO3)	**56.1**	mg/L	5.0	5.0	1		02/27/24 19:55		
Alkalinity,Carbonate (CaCO3)	ND	mg/L	5.0	5.0	1		02/27/24 19:55		
Alkalinity, Total as CaCO3	**56.1**	mg/L	5.0	5.0	1		02/27/24 19:55		
4500S2D Sulfide Water	Analytical Method: SM 4500-S2D-2011								
	Pace Analytical Services - Asheville								
Sulfide	ND	mg/L	0.10	0.022	1		02/24/24 03:28	18496-25-8	
300.0 IC Anions 28 Days	Analytical Method: EPA 300.0 Rev 2.1 1993								
	Pace Analytical Services - Asheville								
Chloride	**125**	mg/L	24.0	14.4	24		02/25/24 05:51	16887-00-6	

REPORT OF LABORATORY ANALYSIS

This report shall not be reproduced, except in full,
without the written consent of Pace Analytical Services, LLC.

Pace Analytical Services, LLC
9800 Kincey Ave. Suite 100
Huntersville, NC 28078
(704)875-9092

ANALYTICAL RESULTS

Project: Plant Hammond AP-2
Pace Project No.: 92713565

Sample: HAM-MW-51 **Lab ID: 92713565021** Collected: 02/19/24 13:25 Received: 02/22/24 11:10 Matrix: Water

Parameters	Results	Units	Report Limit	MDL	DF	Prepared	Analyzed	CAS No.	Qual
300.0 IC Anions 28 Days	Analytical Method: EPA 300.0 Rev 2.1 1993 Pace Analytical Services - Asheville								
Fluoride	**0.12**	mg/L	0.10	0.050	1		02/24/24 17:28	16984-48-8	
Sulfate	**1010**	mg/L	24.0	12.0	24		02/25/24 05:51	14808-79-8	

This report shall not be reproduced, except in full,
without the written consent of Pace Analytical Services, LLC.

Pace Analytical Services, LLC
9800 Kincey Ave. Suite 100
Huntersville, NC 28078
(704)875-9092

ANALYTICAL RESULTS

Project: Plant Hammond AP-2
Pace Project No.: 92713565

Sample: HAM-AP2-EB-02 **Lab ID: 92713565022** Collected: 02/19/24 11:50 Received: 02/22/24 11:10 Matrix: Water

Parameters	Results	Units	Report Limit	MDL	DF	Prepared	Analyzed	CAS No.	Qual
6010D ATL ICP	Analytical Method: EPA 6010D Preparation Method: EPA 3010A Pace Analytical Services - Peachtree Corners, GA								
Calcium	**15.3**	mg/L	1.0	0.12	1	02/28/24 18:17	03/02/24 09:15	7440-70-2	
6020 MET ICPMS	Analytical Method: EPA 6020B Preparation Method: EPA 3005A Pace Analytical Services - Peachtree Corners, GA								
Antimony	ND	mg/L	0.0030	0.00054	1	02/26/24 13:45	02/28/24 19:37	7440-36-0	
Arsenic	ND	mg/L	0.0050	0.00084	1	02/26/24 13:45	02/28/24 19:37	7440-38-2	
Barium	ND	mg/L	0.0050	0.00047	1	02/26/24 13:45	02/29/24 16:29	7440-39-3	
Beryllium	ND	mg/L	0.00050	0.000094	1	02/26/24 13:45	02/28/24 19:37	7440-41-7	
Boron	ND	mg/L	0.040	0.012	1	02/26/24 13:45	02/29/24 16:29	7440-42-8	
Cadmium	ND	mg/L	0.00050	0.00010	1	02/26/24 13:45	02/28/24 19:37	7440-43-9	
Chromium	ND	mg/L	0.0050	0.0019	1	02/26/24 13:45	02/28/24 19:37	7440-47-3	
Cobalt	ND	mg/L	0.0050	0.00032	1	02/26/24 13:45	02/28/24 19:37	7440-48-4	
Lead	ND	mg/L	0.0010	0.00016	1	02/26/24 13:45	02/29/24 16:29	7439-92-1	
Lithium	ND	mg/L	0.030	0.0016	1	02/26/24 13:45	02/28/24 19:37	7439-93-2	
Molybdenum	ND	mg/L	0.010	0.00062	1	02/26/24 13:45	02/28/24 19:37	7439-98-7	
Selenium	ND	mg/L	0.0050	0.00096	1	02/26/24 13:45	02/28/24 19:37	7782-49-2	
Thallium	ND	mg/L	0.0010	0.00038	1	02/26/24 13:45	02/29/24 16:29	7440-28-0	
7470 Mercury	Analytical Method: EPA 7470A Preparation Method: EPA 7470A Pace Analytical Services - Peachtree Corners, GA								
Mercury	ND	mg/L	0.00020	0.00013	1	02/29/24 18:00	03/01/24 09:38	7439-97-6	
2540C Total Dissolved Solids	Analytical Method: SM 2540C-2015 Pace Analytical Services - Peachtree Corners, GA								
Total Dissolved Solids	ND	mg/L	25.0	25.0	1		02/23/24 15:22		
300.0 IC Anions 28 Days	Analytical Method: EPA 300.0 Rev 2.1 1993 Pace Analytical Services - Asheville								
Chloride	ND	mg/L	1.0	0.60	1		02/24/24 13:59	16887-00-6	
Fluoride	ND	mg/L	0.10	0.050	1		02/24/24 13:59	16984-48-8	
Sulfate	ND	mg/L	1.0	0.50	1		02/24/24 13:59	14808-79-8	

This report shall not be reproduced, except in full,
without the written consent of Pace Analytical Services, LLC.

Pace Analytical Services, LLC
9800 Kincey Ave. Suite 100
Huntersville, NC 28078
(704)875-9092

ANALYTICAL RESULTS

Project: Plant Hammond AP-2
Pace Project No.: 92713565

Sample: HAM-AP2-FB-02 **Lab ID: 92713565023** Collected: 02/19/24 11:55 Received: 02/22/24 11:10 Matrix: Water

Parameters	Results	Units	Report Limit	MDL	DF	Prepared	Analyzed	CAS No.	Qual
6010D ATL ICP	Analytical Method: EPA 6010D Preparation Method: EPA 3010A Pace Analytical Services - Peachtree Corners, GA								
Calcium	ND	mg/L	1.0	0.12	1	02/28/24 18:17	03/02/24 09:17	7440-70-2	
6020 MET ICPMS	Analytical Method: EPA 6020B Preparation Method: EPA 3005A Pace Analytical Services - Peachtree Corners, GA								
Antimony	ND	mg/L	0.0030	0.00054	1	02/26/24 13:45	02/28/24 19:41	7440-36-0	
Arsenic	ND	mg/L	0.0050	0.00084	1	02/26/24 13:45	02/28/24 19:41	7440-38-2	
Barium	ND	mg/L	0.0050	0.00047	1	02/26/24 13:45	02/29/24 16:33	7440-39-3	
Beryllium	ND	mg/L	0.00050	0.000094	1	02/26/24 13:45	02/28/24 19:41	7440-41-7	
Boron	ND	mg/L	0.040	0.012	1	02/26/24 13:45	02/29/24 16:33	7440-42-8	
Cadmium	ND	mg/L	0.00050	0.00010	1	02/26/24 13:45	02/28/24 19:41	7440-43-9	
Chromium	ND	mg/L	0.0050	0.0019	1	02/26/24 13:45	02/28/24 19:41	7440-47-3	
Cobalt	ND	mg/L	0.0050	0.00032	1	02/26/24 13:45	02/28/24 19:41	7440-48-4	
Lead	ND	mg/L	0.0010	0.00016	1	02/26/24 13:45	02/29/24 16:33	7439-92-1	
Lithium	ND	mg/L	0.030	0.0016	1	02/26/24 13:45	02/28/24 19:41	7439-93-2	
Molybdenum	ND	mg/L	0.010	0.00062	1	02/26/24 13:45	02/28/24 19:41	7439-98-7	
Selenium	ND	mg/L	0.0050	0.00096	1	02/26/24 13:45	02/28/24 19:41	7782-49-2	
Thallium	ND	mg/L	0.0010	0.00038	1	02/26/24 13:45	02/29/24 16:33	7440-28-0	
7470 Mercury	Analytical Method: EPA 7470A Preparation Method: EPA 7470A Pace Analytical Services - Peachtree Corners, GA								
Mercury	ND	mg/L	0.00020	0.00013	1	02/29/24 18:00	03/01/24 09:40	7439-97-6	
2540C Total Dissolved Solids	Analytical Method: SM 2540C-2015 Pace Analytical Services - Peachtree Corners, GA								
Total Dissolved Solids	**32.0**	mg/L	25.0	25.0	1		02/23/24 15:23		
300.0 IC Anions 28 Days	Analytical Method: EPA 300.0 Rev 2.1 1993 Pace Analytical Services - Asheville								
Chloride	ND	mg/L	1.0	0.60	1		02/24/24 14:14	16887-00-6	
Fluoride	ND	mg/L	0.10	0.050	1		02/24/24 14:14	16984-48-8	
Sulfate	ND	mg/L	1.0	0.50	1		02/24/24 14:14	14808-79-8	

This report shall not be reproduced, except in full,
without the written consent of Pace Analytical Services, LLC.

Pace Analytical Services, LLC
9800 Kincey Ave. Suite 100
Huntersville, NC 28078
(704)875-9092

QUALITY CONTROL DATA

Project: Plant Hammond AP-2
Pace Project No.: 92713565

QC Batch: 833074
QC Batch Method: EPA 3010A
Analysis Method: EPA 6010D
Analysis Description: 6010D ATL
Laboratory: Pace Analytical Services - Peachtree Corners, GA
Associated Lab Samples: 92713565001, 92713565002, 92713565003, 92713565004

METHOD BLANK: 4305116 Matrix: Water
Associated Lab Samples: 92713565001, 92713565002, 92713565003, 92713565004

Parameter	Units	Blank Result	Reporting Limit	MDL	Analyzed	Qualifiers
Calcium	mg/L	ND	1.0	0.12	02/26/24 00:48	
Iron	mg/L	ND	0.040	0.025	02/26/24 00:48	
Magnesium	mg/L	ND	0.050	0.012	02/26/24 00:48	
Manganese	mg/L	ND	0.040	0.011	02/26/24 00:48	
Potassium	mg/L	ND	0.50	0.15	02/26/24 00:48	
Sodium	mg/L	ND	1.0	0.58	02/26/24 00:48	

LABORATORY CONTROL SAMPLE: 4305117

Parameter	Units	Spike Conc.	LCS Result	LCS % Rec	% Rec Limits	Qualifiers
Calcium	mg/L	1	0.97J	97	80-120	
Iron	mg/L	1	1.1	106	80-120	
Magnesium	mg/L	1	1.0	102	80-120	
Manganese	mg/L	1	1.0	103	80-120	
Potassium	mg/L	1	1.0	104	80-120	
Sodium	mg/L	1	1.0	105	80-120	

MATRIX SPIKE & MATRIX SPIKE DUPLICATE: 4305118 4305119

Parameter	Units	92713556001 Result	MS Spike Conc.	MSD Spike Conc.	MS Result	MSD Result	MS % Rec	MSD % Rec	% Rec Limits	RPD	Max RPD	Qual
Calcium	mg/L	116	1	1	111	111	-492	-467	75-125	0	20	M1
Iron	mg/L	0.034J	1	1	1.0	1.0	100	99	75-125	0	20	
Magnesium	mg/L	4.8	1	1	5.5	5.6	72	77	75-125	1	20	M1
Manganese	mg/L	0.12	1	1	1.1	1.1	100	99	75-125	0	20	
Potassium	mg/L	0.59	1	1	1.6	1.7	106	107	75-125	1	20	
Sodium	mg/L	21.2	1	1	21.2	21.2	-6	0	75-125	0	20	M1

Results presented on this page are in the units indicated by the "Units" column except where an alternate unit is presented to the right of the result.

This report shall not be reproduced, except in full,
without the written consent of Pace Analytical Services, LLC.

Pace Analytical Services, LLC
9800 Kincey Ave. Suite 100
Huntersville, NC 28078
(704)875-9092

QUALITY CONTROL DATA

Project: Plant Hammond AP-2
Pace Project No.: 92713565

QC Batch: 833756
QC Batch Method: EPA 3010A
Analysis Method: EPA 6010D
Analysis Description: 6010D ATL
Laboratory: Pace Analytical Services - Peachtree Corners, GA
Associated Lab Samples: 92713565005, 92713565006, 92713565007, 92713565008, 92713565009, 92713565010, 92713565011

METHOD BLANK: 4308339
Matrix: Water
Associated Lab Samples: 92713565005, 92713565006, 92713565007, 92713565008, 92713565009, 92713565010, 92713565011

Parameter	Units	Blank Result	Reporting Limit	MDL	Analyzed	Qualifiers
Calcium	mg/L	ND	1.0	0.12	02/28/24 14:34	
Iron	mg/L	ND	0.040	0.025	02/28/24 14:34	
Magnesium	mg/L	ND	0.050	0.012	02/28/24 14:34	
Manganese	mg/L	ND	0.040	0.011	02/28/24 14:34	
Potassium	mg/L	ND	0.50	0.15	02/28/24 14:34	
Sodium	mg/L	ND	1.0	0.58	02/28/24 14:34	

LABORATORY CONTROL SAMPLE: 4308340

Parameter	Units	Spike Conc.	LCS Result	LCS % Rec	% Rec Limits	Qualifiers
Calcium	mg/L	1	0.96J	96	80-120	
Iron	mg/L	1	0.98	98	80-120	
Magnesium	mg/L	1	1.0	104	80-120	
Manganese	mg/L	1	0.99	99	80-120	
Potassium	mg/L	1	1.0	104	80-120	
Sodium	mg/L	1	1.1	111	80-120	

MATRIX SPIKE & MATRIX SPIKE DUPLICATE: 4308341 4308342

Parameter	Units	92714171011 Result	MS Spike Conc.	MSD Spike Conc.	MS Result	MSD Result	MS % Rec	MSD % Rec	% Rec Limits	RPD	Max RPD	Qual
Calcium	mg/L	68.1	1	1	67.5	68.8	-63	63	75-125	2	20	M1
Iron	mg/L	ND	1	1	0.98	0.98	97	97	75-125	0	20	
Magnesium	mg/L	36.0	1	1	36.0	36.6	-1	58	75-125	2	20	M1
Manganese	mg/L	ND	1	1	1.0	1.0	101	100	75-125	1	20	
Potassium	mg/L	0.87	1	1	1.8	1.8	94	92	75-125	1	20	
Sodium	mg/L	3.4	1	1	4.3	4.3	89	92	75-125	1	20	

Results presented on this page are in the units indicated by the "Units" column except where an alternate unit is presented to the right of the result.

This report shall not be reproduced, except in full,
without the written consent of Pace Analytical Services, LLC.

Pace Analytical Services, LLC
9800 Kincey Ave. Suite 100
Huntersville, NC 28078
(704)875-9092

QUALITY CONTROL DATA

Project: Plant Hammond AP-2
Pace Project No.: 92713565

QC Batch: 833757
QC Batch Method: EPA 3010A
Analysis Method: EPA 6010D
Analysis Description: 6010D ATL
Laboratory: Pace Analytical Services - Peachtree Corners, GA
Associated Lab Samples: 92713565012, 92713565013, 92713565014, 92713565015, 92713565016, 92713565017, 92713565018, 92713565019

METHOD BLANK: 4308343
Matrix: Water
Associated Lab Samples: 92713565012, 92713565013, 92713565014, 92713565015, 92713565016, 92713565017, 92713565018, 92713565019

Parameter	Units	Blank Result	Reporting Limit	MDL	Analyzed	Qualifiers
Calcium	mg/L	ND	1.0	0.12	03/01/24 16:09	
Iron	mg/L	ND	0.040	0.025	03/01/24 16:09	
Magnesium	mg/L	ND	0.050	0.012	03/01/24 16:09	
Manganese	mg/L	ND	0.040	0.011	03/01/24 16:09	
Potassium	mg/L	ND	0.50	0.15	03/01/24 16:09	
Sodium	mg/L	ND	1.0	0.58	03/01/24 16:09	

LABORATORY CONTROL SAMPLE: 4308344

Parameter	Units	Spike Conc.	LCS Result	LCS % Rec	% Rec Limits	Qualifiers
Calcium	mg/L	1	1.1	106	80-120	
Iron	mg/L	1	1.0	104	80-120	
Magnesium	mg/L	1	1.1	106	80-120	
Manganese	mg/L	1	1.0	100	80-120	
Potassium	mg/L	1	1.0	104	80-120	
Sodium	mg/L	1	1.0	105	80-120	

MATRIX SPIKE & MATRIX SPIKE DUPLICATE: 4308345 4308346

Parameter	Units	92713565012 Result	MS Spike Conc.	MSD Spike Conc.	MS Result	MSD Result	MS % Rec	MSD % Rec	% Rec Limits	RPD	Max RPD	Qual
Calcium	mg/L	286	1	1	282	293	-458	645	75-125	4	20	M1
Iron	mg/L	0.10	1	1	1.1	1.1	101	105	75-125	3	20	
Magnesium	mg/L	28.4	1	1	28.5	29.8	16	146	75-125	4	20	M1
Manganese	mg/L	5.2	1	1	6.0	6.2	90	109	75-125	3	20	
Potassium	mg/L	1.9	1	1	2.7	2.8	81	96	75-125	5	20	
Sodium	mg/L	12.1	1	1	12.8	13.4	65	125	75-125	5	20	M1

Results presented on this page are in the units indicated by the "Units" column except where an alternate unit is presented to the right of the result.

This report shall not be reproduced, except in full,
without the written consent of Pace Analytical Services, LLC.

Pace Analytical Services, LLC
9800 Kincey Ave. Suite 100
Huntersville, NC 28078
(704)875-9092

QUALITY CONTROL DATA

Project: Plant Hammond AP-2
Pace Project No.: 92713565

QC Batch: 835638
QC Batch Method: EPA 3010A
Analysis Method: EPA 6010D
Analysis Description: 6010D ATL
Laboratory: Pace Analytical Services - Peachtree Corners, GA
Associated Lab Samples: 92713565020, 92713565021, 92713565022, 92713565023

METHOD BLANK: 4317188 Matrix: Water
Associated Lab Samples: 92713565020, 92713565021, 92713565022, 92713565023

Parameter	Units	Blank Result	Reporting Limit	MDL	Analyzed	Qualifiers
Calcium	mg/L	ND	1.0	0.12	03/02/24 08:40	
Iron	mg/L	ND	0.040	0.025	03/02/24 08:40	
Magnesium	mg/L	ND	0.050	0.012	03/02/24 08:40	
Manganese	mg/L	ND	0.040	0.011	03/02/24 08:40	
Potassium	mg/L	ND	0.50	0.15	03/02/24 08:40	
Sodium	mg/L	ND	1.0	0.58	03/02/24 08:40	

LABORATORY CONTROL SAMPLE: 4317189

Parameter	Units	Spike Conc.	LCS Result	LCS % Rec	% Rec Limits	Qualifiers
Calcium	mg/L	1	0.99J	99	80-120	
Iron	mg/L	1	0.98	98	80-120	
Magnesium	mg/L	1	1.0	100	80-120	
Manganese	mg/L	1	0.95	95	80-120	
Potassium	mg/L	1	0.91	91	80-120	
Sodium	mg/L	1	0.97J	97	80-120	

MATRIX SPIKE & MATRIX SPIKE DUPLICATE: 4317190 4317191

Parameter	Units	92714723021 Result	MS Spike Conc.	MSD Spike Conc.	MS Result	MSD Result	MS % Rec	MSD % Rec	% Rec Limits	RPD	Max RPD	Qual
Calcium	mg/L	2.2	1	1	3.2	3.2	100	101	75-125	0	20	
Iron	mg/L	0.69	1	1	1.7	1.7	101	102	75-125	1	20	
Magnesium	mg/L	1.0	1	1	2.0	2.1	100	104	75-125	2	20	
Manganese	mg/L	0.067	1	1	1.0	1.1	94	99	75-125	5	20	
Potassium	mg/L	2.2	1	1	3.1	3.2	97	106	75-125	3	20	
Sodium	mg/L	5.5	1	1	6.4	6.5	92	106	75-125	2	20	

Results presented on this page are in the units indicated by the "Units" column except where an alternate unit is presented to the right of the result.

This report shall not be reproduced, except in full,
without the written consent of Pace Analytical Services, LLC.

Pace Analytical Services, LLC
9800 Kincey Ave. Suite 100
Huntersville, NC 28078
(704)875-9092

QUALITY CONTROL DATA

Project: Plant Hammond AP-2
Pace Project No.: 92713565

QC Batch: 833075
QC Batch Method: EPA 3005A
Analysis Method: EPA 6020B
Analysis Description: 6020 MET
Laboratory: Pace Analytical Services - Peachtree Corners, GA
Associated Lab Samples: 92713565001, 92713565002, 92713565003, 92713565004

METHOD BLANK: 4305133 Matrix: Water
Associated Lab Samples: 92713565001, 92713565002, 92713565003, 92713565004

Parameter	Units	Blank Result	Reporting Limit	MDL	Analyzed	Qualifiers
Antimony	mg/L	ND	0.0030	0.00054	02/20/24 15:31	
Arsenic	mg/L	ND	0.0050	0.00084	02/20/24 15:31	
Barium	mg/L	ND	0.0050	0.00047	02/20/24 15:31	
Beryllium	mg/L	ND	0.00050	0.000094	02/20/24 15:31	
Boron	mg/L	ND	0.040	0.012	02/20/24 15:31	
Cadmium	mg/L	ND	0.00050	0.00010	02/20/24 15:31	
Chromium	mg/L	ND	0.0050	0.0019	02/20/24 15:31	
Cobalt	mg/L	ND	0.0050	0.00032	02/20/24 15:31	
Lead	mg/L	ND	0.0010	0.00016	02/20/24 15:31	
Lithium	mg/L	ND	0.030	0.0016	02/20/24 15:31	
Molybdenum	mg/L	ND	0.010	0.00062	02/20/24 15:31	
Selenium	mg/L	ND	0.0050	0.00096	02/20/24 15:31	
Thallium	mg/L	ND	0.0010	0.00038	02/20/24 15:31	

LABORATORY CONTROL SAMPLE: 4305134

Parameter	Units	Spike Conc.	LCS Result	LCS % Rec	% Rec Limits	Qualifiers
Antimony	mg/L	0.1	0.10	105	80-120	
Arsenic	mg/L	0.1	0.10	102	80-120	
Barium	mg/L	0.1	0.098	98	80-120	
Beryllium	mg/L	0.1	0.10	100	80-120	
Boron	mg/L	1	0.98	98	80-120	
Cadmium	mg/L	0.1	0.10	102	80-120	
Chromium	mg/L	0.1	0.10	100	80-120	
Cobalt	mg/L	0.1	0.10	101	80-120	
Lead	mg/L	0.1	0.10	104	80-120	
Lithium	mg/L	0.1	0.10	101	80-120	
Molybdenum	mg/L	0.1	0.10	101	80-120	
Selenium	mg/L	0.1	0.10	100	80-120	
Thallium	mg/L	0.1	0.10	102	80-120	

MATRIX SPIKE & MATRIX SPIKE DUPLICATE: 4305135 4305136

Parameter	Units	92713556005 Result	MS Spike Conc.	MSD Spike Conc.	MS Result	MSD Result	MS % Rec	MSD % Rec	% Rec Limits	RPD	Max RPD	Qual
Antimony	mg/L	ND	0.1	0.1	0.11	0.11	105	105	75-125	0	20	
Arsenic	mg/L	0.0014J	0.1	0.1	0.10	0.10	101	100	75-125	1	20	

Results presented on this page are in the units indicated by the "Units" column except where an alternate unit is presented to the right of the result.

REPORT OF LABORATORY ANALYSIS

This report shall not be reproduced, except in full,
without the written consent of Pace Analytical Services, LLC.

Pace Analytical Services, LLC
9800 Kincey Ave. Suite 100
Huntersville, NC 28078
(704)875-9092

QUALITY CONTROL DATA

Project: Plant Hammond AP-2
Pace Project No.: 92713565

MATRIX SPIKE & MATRIX SPIKE DUPLICATE: 4305135 4305136

Parameter	Units	92713556005 Result	MS Spike Conc.	MSD Spike Conc.	MS Result	MSD Result	MS % Rec	MSD % Rec	% Rec Limits	RPD	Max RPD	Qual
Barium	mg/L	0.12	0.1	0.1	0.21	0.22	94	94	75-125	0	20	
Beryllium	mg/L	ND	0.1	0.1	0.095	0.095	95	95	75-125	0	20	
Boron	mg/L	0.49	1	1	1.5	1.5	98	99	75-125	0	20	
Cadmium	mg/L	ND	0.1	0.1	0.10	0.10	100	101	75-125	0	20	
Chromium	mg/L	ND	0.1	0.1	0.10	0.10	101	100	75-125	0	20	
Cobalt	mg/L	ND	0.1	0.1	0.10	0.098	101	98	75-125	3	20	
Lead	mg/L	ND	0.1	0.1	0.097	0.098	97	98	75-125	1	20	
Lithium	mg/L	0.088	0.1	0.1	0.18	0.19	95	97	75-125	1	20	
Molybdenum	mg/L	0.0018J	0.1	0.1	0.10	0.10	102	102	75-125	1	20	
Selenium	mg/L	ND	0.1	0.1	0.098	0.099	98	99	75-125	0	20	
Thallium	mg/L	ND	0.1	0.1	0.096	0.097	96	97	75-125	1	20	

Results presented on this page are in the units indicated by the "Units" column except where an alternate unit is presented to the right of the result.

This report shall not be reproduced, except in full,
without the written consent of Pace Analytical Services, LLC.

Pace Analytical Services, LLC
9800 Kincey Ave. Suite 100
Huntersville, NC 28078
(704)875-9092

QUALITY CONTROL DATA

Project: Plant Hammond AP-2
Pace Project No.: 92713565

QC Batch: 833653
QC Batch Method: EPA 3005A
Analysis Method: EPA 6020B
Analysis Description: 6020 MET
Laboratory: Pace Analytical Services - Peachtree Corners, GA
Associated Lab Samples: 92713565005, 92713565006, 92713565007, 92713565008, 92713565009, 92713565010

METHOD BLANK: 4307698 Matrix: Water
Associated Lab Samples: 92713565005, 92713565006, 92713565007, 92713565008, 92713565009, 92713565010

Parameter	Units	Blank Result	Reporting Limit	MDL	Analyzed	Qualifiers
Antimony	mg/L	ND	0.0030	0.00054	02/26/24 15:17	
Arsenic	mg/L	ND	0.0050	0.00084	02/26/24 15:17	
Barium	mg/L	ND	0.0050	0.00047	02/26/24 15:17	
Beryllium	mg/L	ND	0.00050	0.000094	02/26/24 15:17	
Boron	mg/L	ND	0.040	0.012	02/26/24 15:17	
Cadmium	mg/L	ND	0.00050	0.00010	02/26/24 15:17	
Chromium	mg/L	ND	0.0050	0.0019	02/26/24 15:17	
Cobalt	mg/L	ND	0.0050	0.00032	02/26/24 15:17	
Lead	mg/L	ND	0.0010	0.00016	02/26/24 15:17	
Lithium	mg/L	ND	0.030	0.0016	02/26/24 15:17	
Molybdenum	mg/L	ND	0.010	0.00062	02/26/24 15:17	
Selenium	mg/L	ND	0.0050	0.00096	02/26/24 15:17	
Thallium	mg/L	ND	0.0010	0.00038	02/26/24 15:17	

LABORATORY CONTROL SAMPLE: 4307699

Parameter	Units	Spike Conc.	LCS Result	LCS % Rec	% Rec Limits	Qualifiers
Antimony	mg/L	0.1	0.10	101	80-120	
Arsenic	mg/L	0.1	0.096	96	80-120	
Barium	mg/L	0.1	0.097	97	80-120	
Beryllium	mg/L	0.1	0.10	102	80-120	
Boron	mg/L	1	1.1	105	80-120	
Cadmium	mg/L	0.1	0.098	98	80-120	
Chromium	mg/L	0.1	0.097	97	80-120	
Cobalt	mg/L	0.1	0.096	96	80-120	
Lead	mg/L	0.1	0.099	99	80-120	
Lithium	mg/L	0.1	0.10	103	80-120	
Molybdenum	mg/L	0.1	0.099	99	80-120	
Selenium	mg/L	0.1	0.094	94	80-120	
Thallium	mg/L	0.1	0.097	97	80-120	

MATRIX SPIKE & MATRIX SPIKE DUPLICATE: 4307700 4307701

Parameter	Units	92714171010 Result	MS Spike Conc.	MSD Spike Conc.	MS Result	MSD Result	MS % Rec	MSD % Rec	% Rec Limits	RPD	Max RPD	Qual
Antimony	mg/L	0.022	0.1	0.1	0.12	0.12	98	99	75-125	1	20	
Arsenic	mg/L	0.00097J	0.1	0.1	0.10	0.10	100	100	75-125	1	20	

Results presented on this page are in the units indicated by the "Units" column except where an alternate unit is presented to the right of the result.

REPORT OF LABORATORY ANALYSIS

This report shall not be reproduced, except in full,
without the written consent of Pace Analytical Services, LLC.

Pace Analytical Services, LLC
9800 Kincey Ave. Suite 100
Huntersville, NC 28078
(704)875-9092

QUALITY CONTROL DATA

Project: Plant Hammond AP-2
Pace Project No.: 92713565

MATRIX SPIKE & MATRIX SPIKE DUPLICATE: 4307700 4307701

Parameter	Units	92714171010 Result	MS Spike Conc.	MSD Spike Conc.	MS Result	MSD Result	MS % Rec	MSD % Rec	% Rec Limits	RPD	Max RPD	Qual
Barium	mg/L	0.041	0.1	0.1	0.14	0.14	95	96	75-125	1	20	
Beryllium	mg/L	ND	0.1	0.1	0.090	0.092	90	92	75-125	3	20	
Boron	mg/L	0.013J	1	1	0.96	0.98	94	96	75-125	2	20	
Cadmium	mg/L	ND	0.1	0.1	0.10	0.10	100	100	75-125	1	20	
Chromium	mg/L	ND	0.1	0.1	0.10	0.10	101	102	75-125	1	20	
Cobalt	mg/L	ND	0.1	0.1	0.10	0.10	100	101	75-125	1	20	
Lead	mg/L	ND	0.1	0.1	0.096	0.096	96	96	75-125	0	20	
Lithium	mg/L	0.0067J	0.1	0.1	0.097	0.099	90	93	75-125	3	20	
Molybdenum	mg/L	0.0022J	0.1	0.1	0.099	0.10	97	98	75-125	1	20	
Selenium	mg/L	ND	0.1	0.1	0.10	0.099	99	98	75-125	1	20	
Thallium	mg/L	ND	0.1	0.1	0.095	0.096	94	95	75-125	1	20	

Results presented on this page are in the units indicated by the "Units" column except where an alternate unit is presented to the right of the result.

This report shall not be reproduced, except in full,
without the written consent of Pace Analytical Services, LLC.

Pace Analytical Services, LLC
9800 Kincey Ave. Suite 100
Huntersville, NC 28078
(704)875-9092

QUALITY CONTROL DATA

Project: Plant Hammond AP-2
Pace Project No.: 92713565

QC Batch: 833679
QC Batch Method: EPA 3005A
Analysis Method: EPA 6020B
Analysis Description: 6020 MET
Laboratory: Pace Analytical Services - Peachtree Corners, GA
Associated Lab Samples: 92713565011, 92713565012, 92713565013, 92713565014, 92713565015, 92713565016, 92713565017, 92713565018, 92713565019

METHOD BLANK: 4307881 Matrix: Water
Associated Lab Samples: 92713565011, 92713565012, 92713565013, 92713565014, 92713565015, 92713565016, 92713565017, 92713565018, 92713565019

Parameter	Units	Blank Result	Reporting Limit	MDL	Analyzed	Qualifiers
Antimony	mg/L	ND	0.0030	0.00054	02/26/24 18:11	
Arsenic	mg/L	ND	0.0050	0.00084	02/26/24 18:11	
Barium	mg/L	ND	0.0050	0.00047	02/26/24 18:11	
Beryllium	mg/L	ND	0.00050	0.000094	02/26/24 18:11	
Boron	mg/L	ND	0.040	0.012	02/26/24 18:11	
Cadmium	mg/L	ND	0.00050	0.00010	02/26/24 18:11	
Chromium	mg/L	ND	0.0050	0.0019	02/26/24 18:11	
Cobalt	mg/L	ND	0.0050	0.00032	02/26/24 18:11	
Lead	mg/L	ND	0.0010	0.00016	02/26/24 18:11	
Lithium	mg/L	ND	0.030	0.0016	02/26/24 18:11	
Molybdenum	mg/L	ND	0.010	0.00062	02/26/24 18:11	
Selenium	mg/L	ND	0.0050	0.00096	02/26/24 18:11	
Thallium	mg/L	ND	0.0010	0.00038	02/26/24 18:11	

LABORATORY CONTROL SAMPLE: 4307882

Parameter	Units	Spike Conc.	LCS Result	LCS % Rec	% Rec Limits	Qualifiers
Antimony	mg/L	0.1	0.097	97	80-120	
Arsenic	mg/L	0.1	0.095	95	80-120	
Barium	mg/L	0.1	0.093	93	80-120	
Beryllium	mg/L	0.1	0.090	90	80-120	
Boron	mg/L	1	0.92	92	80-120	
Cadmium	mg/L	0.1	0.095	95	80-120	
Chromium	mg/L	0.1	0.096	96	80-120	
Cobalt	mg/L	0.1	0.093	93	80-120	
Lead	mg/L	0.1	0.097	97	80-120	
Lithium	mg/L	0.1	0.092	92	80-120	
Molybdenum	mg/L	0.1	0.093	93	80-120	
Selenium	mg/L	0.1	0.096	96	80-120	
Thallium	mg/L	0.1	0.096	96	80-120	

MATRIX SPIKE & MATRIX SPIKE DUPLICATE: 4307883 4307884

Parameter	Units	92713565011 Result	MS Spike Conc.	MSD Spike Conc.	MS Result	MSD Result	MS % Rec	MSD % Rec	% Rec Limits	RPD	Max RPD	Qual
Antimony	mg/L	ND	0.1	0.1	0.099	0.096	99	96	75-125	4	20	

Results presented on this page are in the units indicated by the "Units" column except where an alternate unit is presented to the right of the result.

REPORT OF LABORATORY ANALYSIS

This report shall not be reproduced, except in full,
without the written consent of Pace Analytical Services, LLC.

Pace Analytical Services, LLC
9800 Kincey Ave. Suite 100
Huntersville, NC 28078
(704)875-9092

QUALITY CONTROL DATA

Project: Plant Hammond AP-2
Pace Project No.: 92713565

MATRIX SPIKE & MATRIX SPIKE DUPLICATE: 4307883 4307884

Parameter	Units	92713565011 Result	MS Spike Conc.	MSD Spike Conc.	MS Result	MSD Result	MS % Rec	MSD % Rec	% Rec Limits	RPD	Max RPD	Qual
Arsenic	mg/L	ND	0.1	0.1	0.10	0.10	103	100	75-125	3	20	
Barium	mg/L	0.012	0.1	0.1	0.10	0.10	93	90	75-125	3	20	
Beryllium	mg/L	ND	0.1	0.1	0.087	0.084	86	84	75-125	3	20	
Boron	mg/L	2.2	1	1	3.1	3.1	90	91	75-125	0	20	
Cadmium	mg/L	0.0018	0.1	0.1	0.10	0.097	98	95	75-125	3	20	
Chromium	mg/L	ND	0.1	0.1	0.10	0.095	99	95	75-125	5	20	
Cobalt	mg/L	0.019	0.1	0.1	0.12	0.11	97	93	75-125	3	20	
Lead	mg/L	ND	0.1	0.1	0.094	0.090	94	90	75-125	4	20	
Lithium	mg/L	ND	0.1	0.1	0.090	0.088	89	87	75-125	3	20	
Molybdenum	mg/L	ND	0.1	0.1	0.095	0.091	95	91	75-125	4	20	
Selenium	mg/L	ND	0.1	0.1	0.10	0.10	104	102	75-125	2	20	
Thallium	mg/L	ND	0.1	0.1	0.093	0.090	93	90	75-125	2	20	

Results presented on this page are in the units indicated by the "Units" column except where an alternate unit is presented to the right of the result.

This report shall not be reproduced, except in full,
without the written consent of Pace Analytical Services, LLC.

Pace Analytical Services, LLC
9800 Kincey Ave. Suite 100
Huntersville, NC 28078
(704)875-9092

QUALITY CONTROL DATA

Project: Plant Hammond AP-2
Pace Project No.: 92713565

QC Batch: 834994
QC Batch Method: EPA 3005A
Analysis Method: EPA 6020B
Analysis Description: 6020 MET
Laboratory: Pace Analytical Services - Peachtree Corners, GA
Associated Lab Samples: 92713565020, 92713565021, 92713565022, 92713565023

METHOD BLANK: 4313799 Matrix: Water
Associated Lab Samples: 92713565020, 92713565021, 92713565022, 92713565023

Parameter	Units	Blank Result	Reporting Limit	MDL	Analyzed	Qualifiers
Antimony	mg/L	ND	0.0030	0.00054	02/28/24 19:07	
Arsenic	mg/L	ND	0.0050	0.00084	02/28/24 19:07	
Barium	mg/L	ND	0.0050	0.00047	02/29/24 16:22	
Beryllium	mg/L	ND	0.00050	0.000094	02/28/24 19:07	
Boron	mg/L	ND	0.040	0.012	02/28/24 19:07	
Cadmium	mg/L	ND	0.00050	0.00010	02/28/24 19:07	
Chromium	mg/L	ND	0.0050	0.0019	02/28/24 19:07	
Cobalt	mg/L	ND	0.0050	0.00032	02/28/24 19:07	
Lead	mg/L	ND	0.0010	0.00016	02/29/24 16:22	
Lithium	mg/L	ND	0.030	0.0016	02/28/24 19:07	
Molybdenum	mg/L	ND	0.010	0.00062	02/28/24 19:07	
Selenium	mg/L	ND	0.0050	0.00096	02/28/24 19:07	
Thallium	mg/L	ND	0.0010	0.00038	02/29/24 16:22	

LABORATORY CONTROL SAMPLE: 4313800

Parameter	Units	Spike Conc.	LCS Result	LCS % Rec	% Rec Limits	Qualifiers
Antimony	mg/L	0.1	0.11	106	80-120	
Arsenic	mg/L	0.1	0.10	104	80-120	
Barium	mg/L	0.1	0.11	105	80-120	
Beryllium	mg/L	0.1	0.11	105	80-120	
Boron	mg/L	1	0.98	98	80-120	
Cadmium	mg/L	0.1	0.11	106	80-120	
Chromium	mg/L	0.1	0.10	104	80-120	
Cobalt	mg/L	0.1	0.10	102	80-120	
Lead	mg/L	0.1	0.10	104	80-120	
Lithium	mg/L	0.1	0.11	107	80-120	
Molybdenum	mg/L	0.1	0.10	100	80-120	
Selenium	mg/L	0.1	0.10	103	80-120	
Thallium	mg/L	0.1	0.10	104	80-120	

MATRIX SPIKE & MATRIX SPIKE DUPLICATE: 4313801 4313802

Parameter	Units	92713565020 Result	MS Spike Conc.	MSD Spike Conc.	MS Result	MSD Result	MS % Rec	MSD % Rec	% Rec Limits	RPD	Max RPD	Qual
Antimony	mg/L	ND	0.1	0.1	0.098	0.10	98	100	75-125	2	20	
Arsenic	mg/L	0.0073	0.1	0.1	0.12	0.12	111	112	75-125	1	20	

Results presented on this page are in the units indicated by the "Units" column except where an alternate unit is presented to the right of the result.

REPORT OF LABORATORY ANALYSIS

This report shall not be reproduced, except in full,
without the written consent of Pace Analytical Services, LLC.

Pace Analytical Services, LLC
9800 Kincey Ave. Suite 100
Huntersville, NC 28078
(704)875-9092

QUALITY CONTROL DATA

Project: Plant Hammond AP-2
Pace Project No.: 92713565

MATRIX SPIKE & MATRIX SPIKE DUPLICATE: 4313801 4313802

Parameter	Units	92713565020 Result	MS Spike Conc.	MSD Spike Conc.	MS Result	MSD Result	MS % Rec	MSD % Rec	% Rec Limits	RPD	Max RPD	Qual
Barium	mg/L	0.021	0.1	0.1	0.12	0.13	102	104	75-125	2	20	
Beryllium	mg/L	0.00064	0.1	0.1	0.087	0.091	86	90	75-125	4	20	
Boron	mg/L	8.4	1	1	8.8	9.1	43	70	75-125	3	20	M1
Cadmium	mg/L	0.0013	0.1	0.1	0.099	0.099	97	98	75-125	1	20	
Chromium	mg/L	ND	0.1	0.1	0.10	0.10	102	102	75-125	0	20	
Cobalt	mg/L	0.084	0.1	0.1	0.18	0.18	96	94	75-125	1	20	
Lead	mg/L	0.00060J	0.1	0.1	0.087	0.088	86	88	75-125	2	20	
Lithium	mg/L	0.0031J	0.1	0.1	0.092	0.097	89	93	75-125	4	20	
Molybdenum	mg/L	ND	0.1	0.1	0.097	0.099	97	99	75-125	2	20	
Selenium	mg/L	0.0057	0.1	0.1	0.12	0.12	112	113	75-125	1	20	
Thallium	mg/L	ND	0.1	0.1	0.088	0.090	88	90	75-125	2	20	

Results presented on this page are in the units indicated by the "Units" column except where an alternate unit is presented to the right of the result.

This report shall not be reproduced, except in full,
without the written consent of Pace Analytical Services, LLC.

Pace Analytical Services, LLC
9800 Kincey Ave. Suite 100
Huntersville, NC 28078
(704)875-9092

QUALITY CONTROL DATA

Project: Plant Hammond AP-2
Pace Project No.: 92713565

QC Batch: 834203
QC Batch Method: EPA 7470A
Analysis Method: EPA 7470A
Analysis Description: 7470 Mercury
Laboratory: Pace Analytical Services - Peachtree Corners, GA
Associated Lab Samples: 92713565001, 92713565002, 92713565003, 92713565004, 92713565005, 92713565006, 92713565007, 92713565008, 92713565009, 92713565010, 92713565011, 92713565012

METHOD BLANK: 4310145
Matrix: Water
Associated Lab Samples: 92713565001, 92713565002, 92713565003, 92713565004, 92713565005, 92713565006, 92713565007, 92713565008, 92713565009, 92713565010, 92713565011, 92713565012

Parameter	Units	Blank Result	Reporting Limit	MDL	Analyzed	Qualifiers
Mercury	mg/L	ND	0.00020	0.00013	02/22/24 14:11	

LABORATORY CONTROL SAMPLE: 4310146

Parameter	Units	Spike Conc.	LCS Result	LCS % Rec	% Rec Limits	Qualifiers
Mercury	mg/L	0.0025	0.0024	95	80-120	

MATRIX SPIKE & MATRIX SPIKE DUPLICATE: 4310147 4310148

Parameter	Units	92713556002 Result	MS Spike Conc.	MSD Spike Conc.	MS Result	MSD Result	MS % Rec	MSD % Rec	% Rec Limits	RPD	Max RPD	Qual
Mercury	mg/L	ND	0.0025	0.0025	0.0024	0.0024	95	95	75-125	0	20	

Results presented on this page are in the units indicated by the "Units" column except where an alternate unit is presented to the right of the result.

This report shall not be reproduced, except in full,
without the written consent of Pace Analytical Services, LLC.

Pace Analytical Services, LLC
9800 Kincey Ave. Suite 100
Huntersville, NC 28078
(704)875-9092

QUALITY CONTROL DATA

Project: Plant Hammond AP-2
Pace Project No.: 92713565

QC Batch: 834252
QC Batch Method: EPA 7470A
Analysis Method: EPA 7470A
Analysis Description: 7470 Mercury
Laboratory: Pace Analytical Services - Peachtree Corners, GA
Associated Lab Samples: 92713565013, 92713565014, 92713565015, 92713565016, 92713565017, 92713565018, 92713565019

METHOD BLANK: 4310382 Matrix: Water
Associated Lab Samples: 92713565013, 92713565014, 92713565015, 92713565016, 92713565017, 92713565018, 92713565019

Parameter	Units	Blank Result	Reporting Limit	MDL	Analyzed	Qualifiers
Mercury	mg/L	ND	0.00020	0.00013	02/23/24 08:53	

LABORATORY CONTROL SAMPLE: 4310383

Parameter	Units	Spike Conc.	LCS Result	LCS % Rec	% Rec Limits	Qualifiers
Mercury	mg/L	0.0025	0.0024	98	80-120	

MATRIX SPIKE & MATRIX SPIKE DUPLICATE: 4310384 4310385

Parameter	Units	92713572001 Result	MS Spike Conc.	MSD Spike Conc.	MS Result	MSD Result	MS % Rec	MSD % Rec	% Rec Limits	RPD	Max RPD	Qual
Mercury	mg/L	ND	0.0025	0.0025	0.0024	0.0037	98	149	75-125	42	20	M1,R1

Results presented on this page are in the units indicated by the "Units" column except where an alternate unit is presented to the right of the result.

REPORT OF LABORATORY ANALYSIS

This report shall not be reproduced, except in full,
without the written consent of Pace Analytical Services, LLC.

Pace Analytical Services, LLC
9800 Kincey Ave. Suite 100
Huntersville, NC 28078
(704)875-9092

QUALITY CONTROL DATA

Project: Plant Hammond AP-2
Pace Project No.: 92713565

QC Batch: 835931
QC Batch Method: EPA 7470A
Analysis Method: EPA 7470A
Analysis Description: 7470 Mercury
Laboratory: Pace Analytical Services - Peachtree Corners, GA
Associated Lab Samples: 92713565020, 92713565021, 92713565022, 92713565023

METHOD BLANK: 4318673 Matrix: Water
Associated Lab Samples: 92713565020, 92713565021, 92713565022, 92713565023

Parameter	Units	Blank Result	Reporting Limit	MDL	Analyzed	Qualifiers
Mercury	mg/L	ND	0.00020	0.00013	03/01/24 09:01	

LABORATORY CONTROL SAMPLE: 4318674

Parameter	Units	Spike Conc.	LCS Result	LCS % Rec	% Rec Limits	Qualifiers
Mercury	mg/L	0.0025	0.0022	90	80-120	

MATRIX SPIKE & MATRIX SPIKE DUPLICATE: 4318675 4318676

Parameter	Units	92714717002 Result	MS Spike Conc.	MSD Spike Conc.	MS Result	MSD Result	MS % Rec	MSD % Rec	% Rec Limits	RPD	Max RPD	Qual
Mercury	mg/L	ND	0.0025	0.0025	0.0016	0.0023	66	94	75-125	35	20	M1,R1

Results presented on this page are in the units indicated by the "Units" column except where an alternate unit is presented to the right of the result.

REPORT OF LABORATORY ANALYSIS

This report shall not be reproduced, except in full,
without the written consent of Pace Analytical Services, LLC.

Pace Analytical Services, LLC
9800 Kincey Ave. Suite 100
Huntersville, NC 28078
(704)875-9092

QUALITY CONTROL DATA

Project: Plant Hammond AP-2
Pace Project No.: 92713565

QC Batch: 834581
QC Batch Method: SM 2540C-2015
Analysis Method: SM 2540C-2015
Analysis Description: 2540C Total Dissolved Solids
Laboratory: Pace Analytical Services - Peachtree Corners, GA
Associated Lab Samples: 92713565005, 92713565006, 92713565007, 92713565008, 92713565009

METHOD BLANK: 4311905 Matrix: Water
Associated Lab Samples: 92713565005, 92713565006, 92713565007, 92713565008, 92713565009

Parameter	Units	Blank Result	Reporting Limit	MDL	Analyzed	Qualifiers
Total Dissolved Solids	mg/L	ND	25.0	25.0	02/23/24 13:29	

LABORATORY CONTROL SAMPLE: 4311906

Parameter	Units	Spike Conc.	LCS Result	LCS % Rec	% Rec Limits	Qualifiers
Total Dissolved Solids	mg/L	400	394	98	80-120	

SAMPLE DUPLICATE: 4311908

Parameter	Units	92714158024 Result	Dup Result	RPD	Max RPD	Qualifiers
Total Dissolved Solids	mg/L	348	219	46	10	D6

SAMPLE DUPLICATE: 4311913

Parameter	Units	92713577008 Result	Dup Result	RPD	Max RPD	Qualifiers
Total Dissolved Solids	mg/L	640	693	8	10	

Results presented on this page are in the units indicated by the "Units" column except where an alternate unit is presented to the right of the result.

This report shall not be reproduced, except in full,
without the written consent of Pace Analytical Services, LLC.

Pace Analytical Services, LLC
9800 Kincey Ave. Suite 100
Huntersville, NC 28078
(704)875-9092

QUALITY CONTROL DATA

Project: Plant Hammond AP-2
Pace Project No.: 92713565

QC Batch: 834650
QC Batch Method: SM 2540C-2015
Analysis Method: SM 2540C-2015
Analysis Description: 2540C Total Dissolved Solids
Laboratory: Pace Analytical Services - Peachtree Corners, GA
Associated Lab Samples: 92713565010, 92713565011, 92713565012, 92713565013, 92713565014, 92713565015, 92713565016, 92713565017, 92713565018, 92713565019, 92713565020, 92713565021, 92713565022, 92713565023

METHOD BLANK: 4312258
Matrix: Water
Associated Lab Samples: 92713565010, 92713565011, 92713565012, 92713565013, 92713565014, 92713565015, 92713565016, 92713565017, 92713565018, 92713565019, 92713565020, 92713565021, 92713565022, 92713565023

Parameter	Units	Blank Result	Reporting Limit	MDL	Analyzed	Qualifiers
Total Dissolved Solids	mg/L	ND	25.0	25.0	02/23/24 15:05	

LABORATORY CONTROL SAMPLE: 4312259

Parameter	Units	Spike Conc.	LCS Result	LCS % Rec	% Rec Limits	Qualifiers
Total Dissolved Solids	mg/L	400	402	100	80-120	

SAMPLE DUPLICATE: 4312260

Parameter	Units	92713577014 Result	Dup Result	RPD	Max RPD	Qualifiers
Total Dissolved Solids	mg/L	265	450	52	10	D6

SAMPLE DUPLICATE: 4312261

Parameter	Units	92713565014 Result	Dup Result	RPD	Max RPD	Qualifiers
Total Dissolved Solids	mg/L	2010	1900	6	10	

Results presented on this page are in the units indicated by the "Units" column except where an alternate unit is presented to the right of the result.

REPORT OF LABORATORY ANALYSIS

This report shall not be reproduced, except in full,
without the written consent of Pace Analytical Services, LLC.

Pace Analytical Services, LLC
9800 Kincey Ave. Suite 100
Huntersville, NC 28078
(704)875-9092

QUALITY CONTROL DATA

Project: Plant Hammond AP-2
Pace Project No.: 92713565

QC Batch: 833295
QC Batch Method: SM 2320B-2011
Analysis Method: SM 2320B-2011
Analysis Description: 2320B Alkalinity
Laboratory: Pace Analytical Services - Asheville
Associated Lab Samples: 92713565001, 92713565002, 92713565003, 92713565004

METHOD BLANK: 4305949 Matrix: Water
Associated Lab Samples: 92713565001, 92713565002, 92713565003, 92713565004

Parameter	Units	Blank Result	Reporting Limit	MDL	Analyzed	Qualifiers
Alkalinity, Total as CaCO3	mg/L	ND	5.0	5.0	02/19/24 15:03	
Alkalinity,Bicarbonate (CaCO3)	mg/L	ND	5.0	5.0	02/19/24 15:03	
Alkalinity,Carbonate (CaCO3)	mg/L	ND	5.0	5.0	02/19/24 15:03	

LABORATORY CONTROL SAMPLE: 4305950

Parameter	Units	Spike Conc.	LCS Result	LCS % Rec	% Rec Limits	Qualifiers
Alkalinity, Total as CaCO3	mg/L	50	50.6	101	80-120	

LABORATORY CONTROL SAMPLE: 4305951

Parameter	Units	Spike Conc.	LCS Result	LCS % Rec	% Rec Limits	Qualifiers
Alkalinity, Total as CaCO3	mg/L	50	52.1	104	80-120	

MATRIX SPIKE & MATRIX SPIKE DUPLICATE: 4305952 4305953

Parameter	Units	92713311035 Result	MS Spike Conc.	MSD Spike Conc.	MS Result	MSD Result	MS % Rec	MSD % Rec	% Rec Limits	RPD	Max RPD	Qual
Alkalinity, Total as CaCO3	mg/L	ND	50	50	51.1	51.1	101	101	80-120	0	25	

MATRIX SPIKE & MATRIX SPIKE DUPLICATE: 4305954 4305955

Parameter	Units	92713311036 Result	MS Spike Conc.	MSD Spike Conc.	MS Result	MSD Result	MS % Rec	MSD % Rec	% Rec Limits	RPD	Max RPD	Qual
Alkalinity, Total as CaCO3	mg/L	ND	50	50	51.9	50.2	103	99	80-120	3	25	

Results presented on this page are in the units indicated by the "Units" column except where an alternate unit is presented to the right of the result.

This report shall not be reproduced, except in full,
without the written consent of Pace Analytical Services, LLC.

Pace Analytical Services, LLC
9800 Kincey Ave. Suite 100
Huntersville, NC 28078
(704)875-9092

QUALITY CONTROL DATA

Project: Plant Hammond AP-2
Pace Project No.: 92713565

QC Batch: 834004
QC Batch Method: SM 2320B-2011
Analysis Method: SM 2320B-2011
Analysis Description: 2320B Alkalinity
Laboratory: Pace Analytical Services - Asheville
Associated Lab Samples: 92713565005, 92713565006, 92713565007, 92713565008, 92713565009, 92713565010, 92713565011, 92713565012, 92713565013, 92713565014

METHOD BLANK: 4309373
Matrix: Water
Associated Lab Samples: 92713565005, 92713565006, 92713565007, 92713565008, 92713565009, 92713565010, 92713565011, 92713565012, 92713565013, 92713565014

Parameter	Units	Blank Result	Reporting Limit	MDL	Analyzed	Qualifiers
Alkalinity, Total as CaCO3	mg/L	ND	5.0	5.0	02/22/24 13:11	
Alkalinity,Bicarbonate (CaCO3)	mg/L	ND	5.0	5.0	02/22/24 13:11	
Alkalinity,Carbonate (CaCO3)	mg/L	ND	5.0	5.0	02/22/24 13:11	

LABORATORY CONTROL SAMPLE: 4309374

Parameter	Units	Spike Conc.	LCS Result	LCS % Rec	% Rec Limits	Qualifiers
Alkalinity, Total as CaCO3	mg/L	50	50.9	102	80-120	

LABORATORY CONTROL SAMPLE: 4309375

Parameter	Units	Spike Conc.	LCS Result	LCS % Rec	% Rec Limits	Qualifiers
Alkalinity, Total as CaCO3	mg/L	50	52.7	105	80-120	

MATRIX SPIKE & MATRIX SPIKE DUPLICATE: 4309376 4309377

Parameter	Units	92713565013 Result	MS Spike Conc.	MSD Spike Conc.	MS Result	MSD Result	MS % Rec	MSD % Rec	% Rec Limits	RPD	Max RPD	Qual
Alkalinity, Total as CaCO3	mg/L	ND	50	50	55.2	55.2	104	104	80-120	0	25	

MATRIX SPIKE & MATRIX SPIKE DUPLICATE: 4309378 4309379

Parameter	Units	92713565014 Result	MS Spike Conc.	MSD Spike Conc.	MS Result	MSD Result	MS % Rec	MSD % Rec	% Rec Limits	RPD	Max RPD	Qual
Alkalinity, Total as CaCO3	mg/L	96.1	50	50	148	147	103	101	80-120	1	25	

Results presented on this page are in the units indicated by the "Units" column except where an alternate unit is presented to the right of the result.

REPORT OF LABORATORY ANALYSIS

This report shall not be reproduced, except in full,
without the written consent of Pace Analytical Services, LLC.

Pace Analytical Services, LLC
9800 Kincey Ave. Suite 100
Huntersville, NC 28078
(704)875-9092

QUALITY CONTROL DATA

Project: Plant Hammond AP-2
Pace Project No.: 92713565

QC Batch: 834334
QC Batch Method: SM 2320B-2011
Analysis Method: SM 2320B-2011
Analysis Description: 2320B Alkalinity
Laboratory: Pace Analytical Services - Asheville
Associated Lab Samples: 92713565015, 92713565018, 92713565019

METHOD BLANK: 4310874 Matrix: Water
Associated Lab Samples: 92713565015, 92713565018, 92713565019

Parameter	Units	Blank Result	Reporting Limit	MDL	Analyzed	Qualifiers
Alkalinity, Total as CaCO3	mg/L	ND	5.0	5.0	02/22/24 19:23	
Alkalinity,Bicarbonate (CaCO3)	mg/L	ND	5.0	5.0	02/22/24 19:23	
Alkalinity,Carbonate (CaCO3)	mg/L	ND	5.0	5.0	02/22/24 19:23	

LABORATORY CONTROL SAMPLE: 4310875

Parameter	Units	Spike Conc.	LCS Result	LCS % Rec	% Rec Limits	Qualifiers
Alkalinity, Total as CaCO3	mg/L	50	50.2	100	80-120	

LABORATORY CONTROL SAMPLE: 4310876

Parameter	Units	Spike Conc.	LCS Result	LCS % Rec	% Rec Limits	Qualifiers
Alkalinity, Total as CaCO3	mg/L	50	51.8	104	80-120	

MATRIX SPIKE & MATRIX SPIKE DUPLICATE: 4310877 4310878

Parameter	Units	92714468009 Result	MS Spike Conc.	MSD Spike Conc.	MS Result	MSD Result	MS % Rec	MSD % Rec	% Rec Limits	RPD	Max RPD	Qual
Alkalinity, Total as CaCO3	mg/L	10.2	50	50	61.3	61.6	102	103	80-120	1	25	

MATRIX SPIKE & MATRIX SPIKE DUPLICATE: 4310879 4310880

Parameter	Units	92713565015 Result	MS Spike Conc.	MSD Spike Conc.	MS Result	MSD Result	MS % Rec	MSD % Rec	% Rec Limits	RPD	Max RPD	Qual
Alkalinity, Total as CaCO3	mg/L	163	50	50	212	211	97	97	80-120	0	25	

Results presented on this page are in the units indicated by the "Units" column except where an alternate unit is presented to the right of the result.

REPORT OF LABORATORY ANALYSIS

This report shall not be reproduced, except in full,
without the written consent of Pace Analytical Services, LLC.

Pace Analytical Services, LLC
9800 Kincey Ave. Suite 100
Huntersville, NC 28078
(704)875-9092

QUALITY CONTROL DATA

Project: Plant Hammond AP-2
Pace Project No.: 92713565

QC Batch: 835156
QC Batch Method: SM 2320B-2011
Analysis Method: SM 2320B-2011
Analysis Description: 2320B Alkalinity
Laboratory: Pace Analytical Services - Asheville
Associated Lab Samples: 92713565020, 92713565021

METHOD BLANK: 4314556 Matrix: Water
Associated Lab Samples: 92713565020, 92713565021

Parameter	Units	Blank Result	Reporting Limit	MDL	Analyzed	Qualifiers
Alkalinity, Total as CaCO3	mg/L	ND	5.0	5.0	02/27/24 19:22	
Alkalinity,Bicarbonate (CaCO3)	mg/L	ND	5.0	5.0	02/27/24 19:22	
Alkalinity,Carbonate (CaCO3)	mg/L	ND	5.0	5.0	02/27/24 19:22	

LABORATORY CONTROL SAMPLE: 4314557

Parameter	Units	Spike Conc.	LCS Result	LCS % Rec	% Rec Limits	Qualifiers
Alkalinity, Total as CaCO3	mg/L	50	51.9	104	80-120	

LABORATORY CONTROL SAMPLE: 4314558

Parameter	Units	Spike Conc.	LCS Result	LCS % Rec	% Rec Limits	Qualifiers
Alkalinity, Total as CaCO3	mg/L	50	50.4	101	80-120	

MATRIX SPIKE & MATRIX SPIKE DUPLICATE: 4314559 4314560

Parameter	Units	92713565020 Result	MS Spike Conc.	MSD Spike Conc.	MS Result	MSD Result	MS % Rec	MSD % Rec	% Rec Limits	RPD	Max RPD	Qual
Alkalinity, Total as CaCO3	mg/L	9.6	50	50	61.8	61.2	104	103	80-120	1	25	

MATRIX SPIKE & MATRIX SPIKE DUPLICATE: 4314561 4314562

Parameter	Units	92713565021 Result	MS Spike Conc.	MSD Spike Conc.	MS Result	MSD Result	MS % Rec	MSD % Rec	% Rec Limits	RPD	Max RPD	Qual
Alkalinity, Total as CaCO3	mg/L	56.1	50	50	105	108	98	105	80-120	3	25	

Results presented on this page are in the units indicated by the "Units" column except where an alternate unit is presented to the right of the result.

REPORT OF LABORATORY ANALYSIS

This report shall not be reproduced, except in full,
without the written consent of Pace Analytical Services, LLC.

Pace Analytical Services, LLC
9800 Kincey Ave. Suite 100
Huntersville, NC 28078
(704)875-9092

QUALITY CONTROL DATA

Project: Plant Hammond AP-2
Pace Project No.: 92713565

QC Batch: 833242
QC Batch Method: SM 2540C-2015
Analysis Method: SM 2540C-2015
Analysis Description: 2540C Total Dissolved Solids
Laboratory: Pace Analytical Services - Asheville
Associated Lab Samples: 92713565001, 92713565002

METHOD BLANK: 4305777
Matrix: Water
Associated Lab Samples: 92713565001, 92713565002

Parameter	Units	Blank Result	Reporting Limit	MDL	Analyzed	Qualifiers
Total Dissolved Solids	mg/L	ND	25.0	25.0	02/18/24 14:53	

LABORATORY CONTROL SAMPLE: 4305778

Parameter	Units	Spike Conc.	LCS Result	LCS % Rec	% Rec Limits	Qualifiers
Total Dissolved Solids	mg/L	250	268	107	90-110	

SAMPLE DUPLICATE: 4305779

Parameter	Units	92713311026 Result	Dup Result	RPD	Max RPD	Qualifiers
Total Dissolved Solids	mg/L	531	523	2	25	

SAMPLE DUPLICATE: 4305780

Parameter	Units	92713556001 Result	Dup Result	RPD	Max RPD	Qualifiers
Total Dissolved Solids	mg/L	402	402	0	25	

Results presented on this page are in the units indicated by the "Units" column except where an alternate unit is presented to the right of the result.

This report shall not be reproduced, except in full,
without the written consent of Pace Analytical Services, LLC.

Pace Analytical Services, LLC
9800 Kincey Ave. Suite 100
Huntersville, NC 28078
(704)875-9092

QUALITY CONTROL DATA

Project: Plant Hammond AP-2
Pace Project No.: 92713565

QC Batch: 833516
QC Batch Method: SM 2540C-2015
Analysis Method: SM 2540C-2015
Analysis Description: 2540C Total Dissolved Solids
Laboratory: Pace Analytical Services - Asheville
Associated Lab Samples: 92713565003, 92713565004

METHOD BLANK: 4306957
Matrix: Water
Associated Lab Samples: 92713565003, 92713565004

Parameter	Units	Blank Result	Reporting Limit	MDL	Analyzed	Qualifiers
Total Dissolved Solids	mg/L	ND	25.0	25.0	02/20/24 11:28	

LABORATORY CONTROL SAMPLE: 4306958

Parameter	Units	Spike Conc.	LCS Result	LCS % Rec	% Rec Limits	Qualifiers
Total Dissolved Solids	mg/L	250	268	107	90-110	

SAMPLE DUPLICATE: 4306959

Parameter	Units	92713565003 Result	Dup Result	RPD	Max RPD	Qualifiers
Total Dissolved Solids	mg/L	240	239	0	25	

SAMPLE DUPLICATE: 4306960

Parameter	Units	92713542001 Result	Dup Result	RPD	Max RPD	Qualifiers
Total Dissolved Solids	mg/L	116	117	1	25	

Results presented on this page are in the units indicated by the "Units" column except where an alternate unit is presented to the right of the result.

This report shall not be reproduced, except in full,
without the written consent of Pace Analytical Services, LLC.

Pace Analytical Services, LLC
9800 Kincey Ave. Suite 100
Huntersville, NC 28078
(704)875-9092

QUALITY CONTROL DATA

Project: Plant Hammond AP-2
Pace Project No.: 92713565

QC Batch: 833117
QC Batch Method: SM 4500-S2D-2011
Analysis Method: SM 4500-S2D-2011
Analysis Description: 4500S2D Sulfide Water
Laboratory: Pace Analytical Services - Asheville
Associated Lab Samples: 92713565001, 92713565002, 92713565003, 92713565004

METHOD BLANK: 4305491 Matrix: Water
Associated Lab Samples: 92713565001, 92713565002, 92713565003, 92713565004

Parameter	Units	Blank Result	Reporting Limit	MDL	Analyzed	Qualifiers
Sulfide	mg/L	ND	0.10	0.022	02/17/24 01:52	

LABORATORY CONTROL SAMPLE: 4305492

Parameter	Units	Spike Conc.	LCS Result	LCS % Rec	% Rec Limits	Qualifiers
Sulfide	mg/L	0.5	0.52	104	80-120	

MATRIX SPIKE & MATRIX SPIKE DUPLICATE: 4305493 4305494

Parameter	Units	92713556001 Result	MS Spike Conc.	MSD Spike Conc.	MS Result	MSD Result	MS % Rec	MSD % Rec	% Rec Limits	RPD	Max RPD	Qual
Sulfide	mg/L	ND	0.5	0.5	0.47	0.55	94	111	80-120	16	10	R1

MATRIX SPIKE & MATRIX SPIKE DUPLICATE: 4305519 4305520

Parameter	Units	92713565004 Result	MS Spike Conc.	MSD Spike Conc.	MS Result	MSD Result	MS % Rec	MSD % Rec	% Rec Limits	RPD	Max RPD	Qual
Sulfide	mg/L	ND	0.5	0.5	0.49	0.54	98	107	80-120	9	10	

Results presented on this page are in the units indicated by the "Units" column except where an alternate unit is presented to the right of the result.

REPORT OF LABORATORY ANALYSIS

This report shall not be reproduced, except in full,
without the written consent of Pace Analytical Services, LLC.

Pace Analytical Services, LLC
9800 Kincey Ave. Suite 100
Huntersville, NC 28078
(704)875-9092

QUALITY CONTROL DATA

Project: Plant Hammond AP-2
Pace Project No.: 92713565

QC Batch: 833808
QC Batch Method: SM 4500-S2D-2011
Analysis Method: SM 4500-S2D-2011
Analysis Description: 4500S2D Sulfide Water
Laboratory: Pace Analytical Services - Asheville
Associated Lab Samples: 92713565005, 92713565006, 92713565007, 92713565008, 92713565009, 92713565010, 92713565011

METHOD BLANK: 4308452
Matrix: Water
Associated Lab Samples: 92713565005, 92713565006, 92713565007, 92713565008, 92713565009, 92713565010, 92713565011

Parameter	Units	Blank Result	Reporting Limit	MDL	Analyzed	Qualifiers
Sulfide	mg/L	ND	0.10	0.022	02/21/24 03:37	

LABORATORY CONTROL SAMPLE: 4308453

Parameter	Units	Spike Conc.	LCS Result	LCS % Rec	% Rec Limits	Qualifiers
Sulfide	mg/L	0.5	0.52	103	80-120	

MATRIX SPIKE & MATRIX SPIKE DUPLICATE: 4308454 4308455

Parameter	Units	92713572008 Result	MS Spike Conc.	MSD Spike Conc.	MS Result	MSD Result	MS % Rec	MSD % Rec	% Rec Limits	RPD	Max RPD	Qual
Sulfide	mg/L	ND	0.5	0.5	0.50	0.53	100	106	80-120	6	10	

MATRIX SPIKE & MATRIX SPIKE DUPLICATE: 4308456 4308457

Parameter	Units	92713565007 Result	MS Spike Conc.	MSD Spike Conc.	MS Result	MSD Result	MS % Rec	MSD % Rec	% Rec Limits	RPD	Max RPD	Qual
Sulfide	mg/L	ND	0.5	0.5	0.45	0.49	91	98	80-120	7	10	

Results presented on this page are in the units indicated by the "Units" column except where an alternate unit is presented to the right of the result.

This report shall not be reproduced, except in full,
without the written consent of Pace Analytical Services, LLC.

Pace Analytical Services, LLC
9800 Kincey Ave. Suite 100
Huntersville, NC 28078
(704)875-9092

QUALITY CONTROL DATA

Project: Plant Hammond AP-2
Pace Project No.: 92713565

QC Batch: 833809
QC Batch Method: SM 4500-S2D-2011
Analysis Method: SM 4500-S2D-2011
Analysis Description: 4500S2D Sulfide Water
Laboratory: Pace Analytical Services - Asheville
Associated Lab Samples: 92713565012, 92713565013, 92713565014, 92713565015, 92713565018, 92713565019

METHOD BLANK: 4308458
Matrix: Water
Associated Lab Samples: 92713565012, 92713565013, 92713565014, 92713565015, 92713565018, 92713565019

Parameter	Units	Blank Result	Reporting Limit	MDL	Analyzed	Qualifiers
Sulfide	mg/L	ND	0.10	0.022	02/21/24 03:48	

LABORATORY CONTROL SAMPLE: 4308459

Parameter	Units	Spike Conc.	LCS Result	LCS % Rec	% Rec Limits	Qualifiers
Sulfide	mg/L	0.5	0.51	102	80-120	

MATRIX SPIKE & MATRIX SPIKE DUPLICATE: 4308460 4308461

Parameter	Units	92713565012 Result	MS Spike Conc.	MSD Spike Conc.	MS Result	MSD Result	MS % Rec	MSD % Rec	% Rec Limits	RPD	Max RPD	Qual
Sulfide	mg/L	ND	0.5	0.5	0.46	0.46	92	92	80-120	0	10	

Results presented on this page are in the units indicated by the "Units" column except where an alternate unit is presented to the right of the result.

REPORT OF LABORATORY ANALYSIS

This report shall not be reproduced, except in full,
without the written consent of Pace Analytical Services, LLC.

Pace Analytical Services, LLC
9800 Kincey Ave. Suite 100
Huntersville, NC 28078
(704)875-9092

QUALITY CONTROL DATA

Project: Plant Hammond AP-2
Pace Project No.: 92713565

QC Batch: 834777
QC Batch Method: SM 4500-S2D-2011
Analysis Method: SM 4500-S2D-2011
Analysis Description: 4500S2D Sulfide Water
Laboratory: Pace Analytical Services - Asheville
Associated Lab Samples: 92713565020, 92713565021

METHOD BLANK: 4313100 Matrix: Water
Associated Lab Samples: 92713565020, 92713565021

Parameter	Units	Blank Result	Reporting Limit	MDL	Analyzed	Qualifiers
Sulfide	mg/L	ND	0.10	0.022	02/24/24 03:24	

LABORATORY CONTROL SAMPLE: 4313101

Parameter	Units	Spike Conc.	LCS Result	LCS % Rec	% Rec Limits	Qualifiers
Sulfide	mg/L	0.5	0.52	105	80-120	

MATRIX SPIKE & MATRIX SPIKE DUPLICATE: 4313102 4313103

Parameter	Units	92713565020 Result	MS Spike Conc.	MSD Spike Conc.	MS Result	MSD Result	MS % Rec	MSD % Rec	% Rec Limits	RPD	Max RPD	Qual
Sulfide	mg/L	ND	0.5	0.5	0.47	0.47	93	94	80-120	1	10	

MATRIX SPIKE & MATRIX SPIKE DUPLICATE: 4313118 4313119

Parameter	Units	92714717002 Result	MS Spike Conc.	MSD Spike Conc.	MS Result	MSD Result	MS % Rec	MSD % Rec	% Rec Limits	RPD	Max RPD	Qual
Sulfide	mg/L	ND	0.5	0.5	0.50	0.52	101	105	80-120	4	10	

Results presented on this page are in the units indicated by the "Units" column except where an alternate unit is presented to the right of the result.

REPORT OF LABORATORY ANALYSIS

This report shall not be reproduced, except in full,
without the written consent of Pace Analytical Services, LLC.

Pace Analytical Services, LLC
9800 Kincey Ave. Suite 100
Huntersville, NC 28078
(704)875-9092

QUALITY CONTROL DATA

Project: Plant Hammond AP-2
Pace Project No.: 92713565

QC Batch: 832724
QC Batch Method: EPA 300.0 Rev 2.1 1993
Analysis Method: EPA 300.0 Rev 2.1 1993
Analysis Description: 300.0 IC Anions
Laboratory: Pace Analytical Services - Asheville
Associated Lab Samples: 92713565001, 92713565002, 92713565003, 92713565004

METHOD BLANK: 4303397 Matrix: Water
Associated Lab Samples: 92713565001, 92713565002, 92713565003, 92713565004

Parameter	Units	Blank Result	Reporting Limit	MDL	Analyzed	Qualifiers
Chloride	mg/L	ND	1.0	0.60	02/15/24 22:02	
Fluoride	mg/L	ND	0.10	0.050	02/15/24 22:02	
Sulfate	mg/L	ND	1.0	0.50	02/15/24 22:02	

LABORATORY CONTROL SAMPLE: 4303398

Parameter	Units	Spike Conc.	LCS Result	LCS % Rec	% Rec Limits	Qualifiers
Chloride	mg/L	50	49.8	100	90-110	
Fluoride	mg/L	2.5	2.6	103	90-110	
Sulfate	mg/L	50	50.4	101	90-110	

MATRIX SPIKE & MATRIX SPIKE DUPLICATE: 4303399 4303400

Parameter	Units	92713556001 Result	MS Spike Conc.	MSD Spike Conc.	MS Result	MSD Result	MS % Rec	MSD % Rec	% Rec Limits	RPD	Max RPD	Qual
Chloride	mg/L	10.0	50	50	59.2	60.8	98	102	90-110	3	10	
Fluoride	mg/L	0.071J	2.5	2.5	2.9	3.0	114	118	90-110	3	10	M1
Sulfate	mg/L	50.4	50	50	92.0	94.1	83	87	90-110	2	10	M1

MATRIX SPIKE & MATRIX SPIKE DUPLICATE: 4303401 4303402

Parameter	Units	92713565002 Result	MS Spike Conc.	MSD Spike Conc.	MS Result	MSD Result	MS % Rec	MSD % Rec	% Rec Limits	RPD	Max RPD	Qual
Chloride	mg/L	1.8	50	50	51.5	53.2	99	103	90-110	3	10	
Fluoride	mg/L	0.059J	2.5	2.5	2.8	2.9	111	115	90-110	4	10	M1
Sulfate	mg/L	21.8	50	50	72.4	74.0	101	104	90-110	2	10	

Results presented on this page are in the units indicated by the "Units" column except where an alternate unit is presented to the right of the result.

This report shall not be reproduced, except in full,
without the written consent of Pace Analytical Services, LLC.

Pace Analytical Services, LLC
9800 Kincey Ave. Suite 100
Huntersville, NC 28078
(704)875-9092

QUALITY CONTROL DATA

Project: Plant Hammond AP-2
Pace Project No.: 92713565

QC Batch: 833761
QC Batch Method: EPA 300.0 Rev 2.1 1993
Analysis Method: EPA 300.0 Rev 2.1 1993
Analysis Description: 300.0 IC Anions
Laboratory: Pace Analytical Services - Asheville
Associated Lab Samples: 92713565005, 92713565006, 92713565007, 92713565008, 92713565009

METHOD BLANK: 4308355 Matrix: Water
Associated Lab Samples: 92713565005, 92713565006, 92713565007, 92713565008, 92713565009

Parameter	Units	Blank Result	Reporting Limit	MDL	Analyzed	Qualifiers
Chloride	mg/L	ND	1.0	0.60	02/21/24 00:08	
Fluoride	mg/L	ND	0.10	0.050	02/21/24 00:08	
Sulfate	mg/L	ND	1.0	0.50	02/21/24 00:08	

LABORATORY CONTROL SAMPLE: 4308356

Parameter	Units	Spike Conc.	LCS Result	LCS % Rec	% Rec Limits	Qualifiers
Chloride	mg/L	50	49.9	100	90-110	
Fluoride	mg/L	2.5	2.4	98	90-110	
Sulfate	mg/L	50	50.6	101	90-110	

MATRIX SPIKE & MATRIX SPIKE DUPLICATE: 4308357 4308358

Parameter	Units	92714433002 Result	MS Spike Conc.	MSD Spike Conc.	MS Result	MSD Result	MS % Rec	MSD % Rec	% Rec Limits	RPD	Max RPD	Qual
Chloride	mg/L	37.0	50	50	84.5	87.0	95	100	90-110	3	10	
Fluoride	mg/L	1.1	2.5	2.5	3.8	3.9	106	112	90-110	4	10	M1
Sulfate	mg/L	199	50	50	242	246	87	95	90-110	2	10	M1

MATRIX SPIKE & MATRIX SPIKE DUPLICATE: 4308359 4308360

Parameter	Units	92714331001 Result	MS Spike Conc.	MSD Spike Conc.	MS Result	MSD Result	MS % Rec	MSD % Rec	% Rec Limits	RPD	Max RPD	Qual
Chloride	mg/L	377	50	50	425	427	96	101	90-110	1	10	
Fluoride	mg/L	10.7	2.5	2.5	13.2	13.3	100	104	90-110	1	10	
Sulfate	mg/L	55.4	50	50	107	109	103	106	90-110	1	10	

Results presented on this page are in the units indicated by the "Units" column except where an alternate unit is presented to the right of the result.

REPORT OF LABORATORY ANALYSIS

This report shall not be reproduced, except in full,
without the written consent of Pace Analytical Services, LLC.

Pace Analytical Services, LLC
9800 Kincey Ave. Suite 100
Huntersville, NC 28078
(704)875-9092

QUALITY CONTROL DATA

Project: Plant Hammond AP-2
Pace Project No.: 92713565

QC Batch: 833763
QC Batch Method: EPA 300.0 Rev 2.1 1993
Analysis Method: EPA 300.0 Rev 2.1 1993
Analysis Description: 300.0 IC Anions
Laboratory: Pace Analytical Services - Asheville
Associated Lab Samples: 92713565010, 92713565011, 92713565012, 92713565013, 92713565014, 92713565015, 92713565016, 92713565017, 92713565018, 92713565019

METHOD BLANK: 4308361
Matrix: Water
Associated Lab Samples: 92713565010, 92713565011, 92713565012, 92713565013, 92713565014, 92713565015, 92713565016, 92713565017, 92713565018, 92713565019

Parameter	Units	Blank Result	Reporting Limit	MDL	Analyzed	Qualifiers
Chloride	mg/L	ND	1.0	0.60	02/21/24 02:08	
Fluoride	mg/L	ND	0.10	0.050	02/21/24 02:08	
Sulfate	mg/L	ND	1.0	0.50	02/21/24 02:08	

LABORATORY CONTROL SAMPLE: 4308362

Parameter	Units	Spike Conc.	LCS Result	LCS % Rec	% Rec Limits	Qualifiers
Chloride	mg/L	50	50.4	101	90-110	
Fluoride	mg/L	2.5	2.5	99	90-110	
Sulfate	mg/L	50	51.2	102	90-110	

MATRIX SPIKE & MATRIX SPIKE DUPLICATE: 4308363 4308364

Parameter	Units	92713565010 Result	MS Spike Conc.	MSD Spike Conc.	MS Result	MSD Result	MS % Rec	MSD % Rec	% Rec Limits	RPD	Max RPD	Qual
Chloride	mg/L	29.7	50	50	79.3	80.5	99	102	90-110	2	10	
Fluoride	mg/L	ND	2.5	2.5	2.5	2.7	101	107	90-110	6	10	
Sulfate	mg/L	150	50	50	199	200	98	100	90-110	1	10	

MATRIX SPIKE & MATRIX SPIKE DUPLICATE: 4308365 4308366

Parameter	Units	92713572008 Result	MS Spike Conc.	MSD Spike Conc.	MS Result	MSD Result	MS % Rec	MSD % Rec	% Rec Limits	RPD	Max RPD	Qual
Chloride	mg/L	2.2	50	50	52.0	53.0	100	102	90-110	2	10	
Fluoride	mg/L	ND	2.5	2.5	2.6	2.8	104	109	90-110	4	10	
Sulfate	mg/L	74.5	50	50	88.6	112	28	76	90-110	24	10	M1,R1

Results presented on this page are in the units indicated by the "Units" column except where an alternate unit is presented to the right of the result.

REPORT OF LABORATORY ANALYSIS

This report shall not be reproduced, except in full,
without the written consent of Pace Analytical Services, LLC.

Pace Analytical Services, LLC
9800 Kincey Ave. Suite 100
Huntersville, NC 28078
(704)875-9092

QUALITY CONTROL DATA

Project: Plant Hammond AP-2
Pace Project No.: 92713565

QC Batch: 834798
QC Batch Method: EPA 300.0 Rev 2.1 1993
Analysis Method: EPA 300.0 Rev 2.1 1993
Analysis Description: 300.0 IC Anions
Laboratory: Pace Analytical Services - Asheville
Associated Lab Samples: 92713565020, 92713565021, 92713565022, 92713565023

METHOD BLANK: 4313142 Matrix: Water
Associated Lab Samples: 92713565020, 92713565021, 92713565022, 92713565023

Parameter	Units	Blank Result	Reporting Limit	MDL	Analyzed	Qualifiers
Chloride	mg/L	ND	1.0	0.60	02/24/24 12:59	
Fluoride	mg/L	ND	0.10	0.050	02/24/24 12:59	
Sulfate	mg/L	ND	1.0	0.50	02/24/24 12:59	

LABORATORY CONTROL SAMPLE: 4313143

Parameter	Units	Spike Conc.	LCS Result	LCS % Rec	% Rec Limits	Qualifiers
Chloride	mg/L	50	48.8	98	90-110	
Fluoride	mg/L	2.5	2.5	100	90-110	
Sulfate	mg/L	50	49.5	99	90-110	

MATRIX SPIKE & MATRIX SPIKE DUPLICATE: 4313144 4313145

Parameter	Units	92713565020 Result	MS Spike Conc.	MSD Spike Conc.	MS Result	MSD Result	MS % Rec	MSD % Rec	% Rec Limits	RPD	Max RPD	Qual
Chloride	mg/L	150	50	50	190	191	80	81	90-110	1	10	M1
Fluoride	mg/L	0.16	2.5	2.5	2.8	2.7	104	103	90-110	1	10	
Sulfate	mg/L	1060	50	50	1100	1100	85	89	90-110	0	10	M1

MATRIX SPIKE & MATRIX SPIKE DUPLICATE: 4313146 4313147

Parameter	Units	92714999003 Result	MS Spike Conc.	MSD Spike Conc.	MS Result	MSD Result	MS % Rec	MSD % Rec	% Rec Limits	RPD	Max RPD	Qual
Chloride	mg/L	96.0	50	50	136	135	79	79	90-110	0	10	M1
Fluoride	mg/L	0.57	2.5	2.5	3.1	3.2	102	105	90-110	2	10	
Sulfate	mg/L	758	50	50	787	780	58	45	90-110	1	10	M1

Results presented on this page are in the units indicated by the "Units" column except where an alternate unit is presented to the right of the result.

REPORT OF LABORATORY ANALYSIS

This report shall not be reproduced, except in full,
without the written consent of Pace Analytical Services, LLC.

Pace Analytical Services, LLC
9800 Kincey Ave. Suite 100
Huntersville, NC 28078
(704)875-9092

QUALIFIERS

Project: Plant Hammond AP-2
Pace Project No.: 92713565

DEFINITIONS

DF - Dilution Factor, if reported, represents the factor applied to the reported data due to dilution of the sample aliquot.

ND - Not Detected at or above adjusted reporting limit.

TNTC - Too Numerous To Count

J - Estimated concentration above the adjusted method detection limit and below the adjusted reporting limit.

MDL - Adjusted Method Detection Limit.

PQL - Practical Quantitation Limit.

RL - Reporting Limit - The lowest concentration value that meets project requirements for quantitative data with known precision and bias for a specific analyte in a specific matrix.

S - Surrogate

1,2-Diphenylhydrazine decomposes to and cannot be separated from Azobenzene using Method 8270. The result for each analyte is a combined concentration.

Consistent with EPA guidelines, unrounded data are displayed and have been used to calculate % recovery and RPD values.

LCS(D) - Laboratory Control Sample (Duplicate)

MS(D) - Matrix Spike (Duplicate)

DUP - Sample Duplicate

RPD - Relative Percent Difference

NC - Not Calculable.

SG - Silica Gel - Clean-Up

U - Indicates the compound was analyzed for, but not detected.

Acid preservation may not be appropriate for 2 Chloroethylvinyl ether.

A separate vial preserved to a pH of 4-5 is recommended in SW846 Chapter 4 for the analysis of Acrolein and Acrylonitrile by EPA Method 8260.

N-Nitrosodiphenylamine decomposes and cannot be separated from Diphenylamine using Method 8270. The result reported for each analyte is a combined concentration.

Reported results are not rounded until the final step prior to reporting. Therefore, calculated parameters that are typically reported as "Total" may vary slightly from the sum of the reported component parameters.

Pace Analytical is TNI accredited. Contact your Pace PM for the current list of accredited analytes.

TNI - The NELAC Institute.

ANALYTE QUALIFIERS

1g	Sample residue exceeded method SM 2540C recommended 200 mg
BC	The same analyte was detected in an associated blank at a concentration above 1/2 the reporting limit but below the laboratory reporting limit.
D3	Sample was diluted due to the presence of high levels of non-target analytes or other matrix interference.
D6	The precision between the sample and sample duplicate exceeded laboratory control limits.
M1	Matrix spike recovery exceeded QC limits. Batch accepted based on laboratory control sample (LCS) recovery.
R1	RPD value was outside control limits.

This report shall not be reproduced, except in full,
without the written consent of Pace Analytical Services, LLC.

Pace Analytical Services, LLC
9800 Kincey Ave. Suite 100
Huntersville, NC 28078
(704)875-9092

QUALITY CONTROL DATA CROSS REFERENCE TABLE

Project: Plant Hammond AP-2
Pace Project No.: 92713565

Lab ID	Sample ID	QC Batch Method	QC Batch	Analytical Method	Analytical Batch
92713565001	**HAM-HGWA-4**	EPA 3010A	833074	EPA 6010D	833112
92713565002	**HAM-HGWA-5**	EPA 3010A	833074	EPA 6010D	833112
92713565003	**HAM-HGWA-6**	EPA 3010A	833074	EPA 6010D	833112
92713565004	**HAM-HGWA-42D**	EPA 3010A	833074	EPA 6010D	833112
92713565005	**HAM-HGWC-14**	EPA 3010A	833756	EPA 6010D	833988
92713565006	**HAM-HGWC-15**	EPA 3010A	833756	EPA 6010D	833988
92713565007	**HAM-HGWC-17**	EPA 3010A	833756	EPA 6010D	833988
92713565008	**HAM-HGWC-16**	EPA 3010A	833756	EPA 6010D	833988
92713565009	**HAM-HGWC-18**	EPA 3010A	833756	EPA 6010D	833988
92713565010	**HAM-MW-21D**	EPA 3010A	833756	EPA 6010D	833988
92713565011	**HAM-MW-22**	EPA 3010A	833756	EPA 6010D	833988
92713565012	**HAM-MW-23D**	EPA 3010A	833757	EPA 6010D	833991
92713565013	**HAM-MW-33**	EPA 3010A	833757	EPA 6010D	833991
92713565014	**HAM-MW-34D**	EPA 3010A	833757	EPA 6010D	833991
92713565015	**HAM-MW-37D**	EPA 3010A	833757	EPA 6010D	833991
92713565016	**HAM-AP2-EB-01**	EPA 3010A	833757	EPA 6010D	833991
92713565017	**HAM-AP2-FB-01**	EPA 3010A	833757	EPA 6010D	833991
92713565018	**HAM-AP2-FD-01**	EPA 3010A	833757	EPA 6010D	833991
92713565019	**HAM-AP2-FD-02**	EPA 3010A	833757	EPA 6010D	833991
92713565020	**HAM-MW-35**	EPA 3010A	835638	EPA 6010D	835688
92713565021	**HAM-MW-51**	EPA 3010A	835638	EPA 6010D	835688
92713565022	**HAM-AP2-EB-02**	EPA 3010A	835638	EPA 6010D	835688
92713565023	**HAM-AP2-FB-02**	EPA 3010A	835638	EPA 6010D	835688
92713565001	**HAM-HGWA-4**	EPA 3005A	833075	EPA 6020B	833154
92713565002	**HAM-HGWA-5**	EPA 3005A	833075	EPA 6020B	833154
92713565003	**HAM-HGWA-6**	EPA 3005A	833075	EPA 6020B	833154
92713565004	**HAM-HGWA-42D**	EPA 3005A	833075	EPA 6020B	833154
92713565005	**HAM-HGWC-14**	EPA 3005A	833653	EPA 6020B	833767
92713565006	**HAM-HGWC-15**	EPA 3005A	833653	EPA 6020B	833767
92713565007	**HAM-HGWC-17**	EPA 3005A	833653	EPA 6020B	833767
92713565008	**HAM-HGWC-16**	EPA 3005A	833653	EPA 6020B	833767
92713565009	**HAM-HGWC-18**	EPA 3005A	833653	EPA 6020B	833767
92713565010	**HAM-MW-21D**	EPA 3005A	833653	EPA 6020B	833767
92713565011	**HAM-MW-22**	EPA 3005A	833679	EPA 6020B	833784
92713565012	**HAM-MW-23D**	EPA 3005A	833679	EPA 6020B	833784
92713565013	**HAM-MW-33**	EPA 3005A	833679	EPA 6020B	833784
92713565014	**HAM-MW-34D**	EPA 3005A	833679	EPA 6020B	833784
92713565015	**HAM-MW-37D**	EPA 3005A	833679	EPA 6020B	833784
92713565016	**HAM-AP2-EB-01**	EPA 3005A	833679	EPA 6020B	833784
92713565017	**HAM-AP2-FB-01**	EPA 3005A	833679	EPA 6020B	833784
92713565018	**HAM-AP2-FD-01**	EPA 3005A	833679	EPA 6020B	833784
92713565019	**HAM-AP2-FD-02**	EPA 3005A	833679	EPA 6020B	833784
92713565020	**HAM-MW-35**	EPA 3005A	834994	EPA 6020B	835069
92713565021	**HAM-MW-51**	EPA 3005A	834994	EPA 6020B	835069
92713565022	**HAM-AP2-EB-02**	EPA 3005A	834994	EPA 6020B	835069

This report shall not be reproduced, except in full,
without the written consent of Pace Analytical Services, LLC.

Pace Analytical Services, LLC
9800 Kincey Ave. Suite 100
Huntersville, NC 28078
(704)875-9092

QUALITY CONTROL DATA CROSS REFERENCE TABLE

Project: Plant Hammond AP-2
Pace Project No.: 92713565

Lab ID	Sample ID	QC Batch Method	QC Batch	Analytical Method	Analytical Batch
92713565023	**HAM-AP2-FB-02**	EPA 3005A	834994	EPA 6020B	835069
92713565001	**HAM-HGWA-4**	EPA 7470A	834203	EPA 7470A	834267
92713565002	**HAM-HGWA-5**	EPA 7470A	834203	EPA 7470A	834267
92713565003	**HAM-HGWA-6**	EPA 7470A	834203	EPA 7470A	834267
92713565004	**HAM-HGWA-42D**	EPA 7470A	834203	EPA 7470A	834267
92713565005	**HAM-HGWC-14**	EPA 7470A	834203	EPA 7470A	834267
92713565006	**HAM-HGWC-15**	EPA 7470A	834203	EPA 7470A	834267
92713565007	**HAM-HGWC-17**	EPA 7470A	834203	EPA 7470A	834267
92713565008	**HAM-HGWC-16**	EPA 7470A	834203	EPA 7470A	834267
92713565009	**HAM-HGWC-18**	EPA 7470A	834203	EPA 7470A	834267
92713565010	**HAM-MW-21D**	EPA 7470A	834203	EPA 7470A	834267
92713565011	**HAM-MW-22**	EPA 7470A	834203	EPA 7470A	834267
92713565012	**HAM-MW-23D**	EPA 7470A	834203	EPA 7470A	834267
92713565013	**HAM-MW-33**	EPA 7470A	834252	EPA 7470A	834511
92713565014	**HAM-MW-34D**	EPA 7470A	834252	EPA 7470A	834511
92713565015	**HAM-MW-37D**	EPA 7470A	834252	EPA 7470A	834511
92713565016	**HAM-AP2-EB-01**	EPA 7470A	834252	EPA 7470A	834511
92713565017	**HAM-AP2-FB-01**	EPA 7470A	834252	EPA 7470A	834511
92713565018	**HAM-AP2-FD-01**	EPA 7470A	834252	EPA 7470A	834511
92713565019	**HAM-AP2-FD-02**	EPA 7470A	834252	EPA 7470A	834511
92713565020	**HAM-MW-35**	EPA 7470A	835931	EPA 7470A	836064
92713565021	**HAM-MW-51**	EPA 7470A	835931	EPA 7470A	836064
92713565022	**HAM-AP2-EB-02**	EPA 7470A	835931	EPA 7470A	836064
92713565023	**HAM-AP2-FB-02**	EPA 7470A	835931	EPA 7470A	836064
92713565005	**HAM-HGWC-14**	SM 2540C-2015	834581		
92713565006	**HAM-HGWC-15**	SM 2540C-2015	834581		
92713565007	**HAM-HGWC-17**	SM 2540C-2015	834581		
92713565008	**HAM-HGWC-16**	SM 2540C-2015	834581		
92713565009	**HAM-HGWC-18**	SM 2540C-2015	834581		
92713565010	**HAM-MW-21D**	SM 2540C-2015	834650		
92713565011	**HAM-MW-22**	SM 2540C-2015	834650		
92713565012	**HAM-MW-23D**	SM 2540C-2015	834650		
92713565013	**HAM-MW-33**	SM 2540C-2015	834650		
92713565014	**HAM-MW-34D**	SM 2540C-2015	834650		
92713565015	**HAM-MW-37D**	SM 2540C-2015	834650		
92713565016	**HAM-AP2-EB-01**	SM 2540C-2015	834650		
92713565017	**HAM-AP2-FB-01**	SM 2540C-2015	834650		
92713565018	**HAM-AP2-FD-01**	SM 2540C-2015	834650		
92713565019	**HAM-AP2-FD-02**	SM 2540C-2015	834650		
92713565020	**HAM-MW-35**	SM 2540C-2015	834650		
92713565021	**HAM-MW-51**	SM 2540C-2015	834650		
92713565022	**HAM-AP2-EB-02**	SM 2540C-2015	834650		
92713565023	**HAM-AP2-FB-02**	SM 2540C-2015	834650		
92713565001	**HAM-HGWA-4**	SM 2320B-2011	833295		
92713565002	**HAM-HGWA-5**	SM 2320B-2011	833295		
92713565003	**HAM-HGWA-6**	SM 2320B-2011	833295		

This report shall not be reproduced, except in full,
without the written consent of Pace Analytical Services, LLC.

Pace Analytical Services, LLC
9800 Kincey Ave. Suite 100
Huntersville, NC 28078
(704)875-9092

QUALITY CONTROL DATA CROSS REFERENCE TABLE

Project: Plant Hammond AP-2
Pace Project No.: 92713565

Lab ID	Sample ID	QC Batch Method	QC Batch	Analytical Method	Analytical Batch
92713565004	**HAM-HGWA-42D**	SM 2320B-2011	833295		
92713565005	**HAM-HGWC-14**	SM 2320B-2011	834004		
92713565006	**HAM-HGWC-15**	SM 2320B-2011	834004		
92713565007	**HAM-HGWC-17**	SM 2320B-2011	834004		
92713565008	**HAM-HGWC-16**	SM 2320B-2011	834004		
92713565009	**HAM-HGWC-18**	SM 2320B-2011	834004		
92713565010	**HAM-MW-21D**	SM 2320B-2011	834004		
92713565011	**HAM-MW-22**	SM 2320B-2011	834004		
92713565012	**HAM-MW-23D**	SM 2320B-2011	834004		
92713565013	**HAM-MW-33**	SM 2320B-2011	834004		
92713565014	**HAM-MW-34D**	SM 2320B-2011	834004		
92713565015	**HAM-MW-37D**	SM 2320B-2011	834334		
92713565018	**HAM-AP2-FD-01**	SM 2320B-2011	834334		
92713565019	**HAM-AP2-FD-02**	SM 2320B-2011	834334		
92713565020	**HAM-MW-35**	SM 2320B-2011	835156		
92713565021	**HAM-MW-51**	SM 2320B-2011	835156		
92713565001	**HAM-HGWA-4**	SM 2540C-2015	833242		
92713565002	**HAM-HGWA-5**	SM 2540C-2015	833242		
92713565003	**HAM-HGWA-6**	SM 2540C-2015	833516		
92713565004	**HAM-HGWA-42D**	SM 2540C-2015	833516		
92713565001	**HAM-HGWA-4**	SM 4500-S2D-2011	833117		
92713565002	**HAM-HGWA-5**	SM 4500-S2D-2011	833117		
92713565003	**HAM-HGWA-6**	SM 4500-S2D-2011	833117		
92713565004	**HAM-HGWA-42D**	SM 4500-S2D-2011	833117		
92713565005	**HAM-HGWC-14**	SM 4500-S2D-2011	833808		
92713565006	**HAM-HGWC-15**	SM 4500-S2D-2011	833808		
92713565007	**HAM-HGWC-17**	SM 4500-S2D-2011	833808		
92713565008	**HAM-HGWC-16**	SM 4500-S2D-2011	833808		
92713565009	**HAM-HGWC-18**	SM 4500-S2D-2011	833808		
92713565010	**HAM-MW-21D**	SM 4500-S2D-2011	833808		
92713565011	**HAM-MW-22**	SM 4500-S2D-2011	833808		
92713565012	**HAM-MW-23D**	SM 4500-S2D-2011	833809		
92713565013	**HAM-MW-33**	SM 4500-S2D-2011	833809		
92713565014	**HAM-MW-34D**	SM 4500-S2D-2011	833809		
92713565015	**HAM-MW-37D**	SM 4500-S2D-2011	833809		
92713565018	**HAM-AP2-FD-01**	SM 4500-S2D-2011	833809		
92713565019	**HAM-AP2-FD-02**	SM 4500-S2D-2011	833809		
92713565020	**HAM-MW-35**	SM 4500-S2D-2011	834777		
92713565021	**HAM-MW-51**	SM 4500-S2D-2011	834777		
92713565001	**HAM-HGWA-4**	EPA 300.0 Rev 2.1 1993	832724		
92713565002	**HAM-HGWA-5**	EPA 300.0 Rev 2.1 1993	832724		
92713565003	**HAM-HGWA-6**	EPA 300.0 Rev 2.1 1993	832724		
92713565004	**HAM-HGWA-42D**	EPA 300.0 Rev 2.1 1993	832724		

This report shall not be reproduced, except in full,
without the written consent of Pace Analytical Services, LLC.

Pace Analytical Services, LLC
9800 Kincey Ave. Suite 100
Huntersville, NC 28078
(704)875-9092

QUALITY CONTROL DATA CROSS REFERENCE TABLE

Project: Plant Hammond AP-2
Pace Project No.: 92713565

Lab ID	Sample ID	QC Batch Method	QC Batch	Analytical Method	Analytical Batch
92713565005	**HAM-HGWC-14**	EPA 300.0 Rev 2.1 1993	833761		
92713565006	**HAM-HGWC-15**	EPA 300.0 Rev 2.1 1993	833761		
92713565007	**HAM-HGWC-17**	EPA 300.0 Rev 2.1 1993	833761		
92713565008	**HAM-HGWC-16**	EPA 300.0 Rev 2.1 1993	833761		
92713565009	**HAM-HGWC-18**	EPA 300.0 Rev 2.1 1993	833761		
92713565010	**HAM-MW-21D**	EPA 300.0 Rev 2.1 1993	833763		
92713565011	**HAM-MW-22**	EPA 300.0 Rev 2.1 1993	833763		
92713565012	**HAM-MW-23D**	EPA 300.0 Rev 2.1 1993	833763		
92713565013	**HAM-MW-33**	EPA 300.0 Rev 2.1 1993	833763		
92713565014	**HAM-MW-34D**	EPA 300.0 Rev 2.1 1993	833763		
92713565015	**HAM-MW-37D**	EPA 300.0 Rev 2.1 1993	833763		
92713565016	**HAM-AP2-EB-01**	EPA 300.0 Rev 2.1 1993	833763		
92713565017	**HAM-AP2-FB-01**	EPA 300.0 Rev 2.1 1993	833763		
92713565018	**HAM-AP2-FD-01**	EPA 300.0 Rev 2.1 1993	833763		
92713565019	**HAM-AP2-FD-02**	EPA 300.0 Rev 2.1 1993	833763		
92713565020	**HAM-MW-35**	EPA 300.0 Rev 2.1 1993	834798		
92713565021	**HAM-MW-51**	EPA 300.0 Rev 2.1 1993	834798		
92713565022	**HAM-AP2-EB-02**	EPA 300.0 Rev 2.1 1993	834798		
92713565023	**HAM-AP2-FB-02**	EPA 300.0 Rev 2.1 1993	834798		

This report shall not be reproduced, except in full,
without the written consent of Pace Analytical Services, LLC.

Pace

DC#_Title: ENV-FRM-HUN1-0083 v03_Sample Condition Upon Receipt

Effective Date: 12/01/2023

ıratory receiving samples:

heville ☐ Eden ☐ Greenwood ☐ Huntersville ☐ Raleigh ☐ Mechanicsville ☐ Atlanta ☑ Kernersville ☐

Sample Condition Upon Receipt

Client Name: Ga Power

Project #: WO# : 92713565

92713565

ırier: ☐ Fed Ex ☐ UPS ☐ USPS ☐ Client

Commercial ☑ Pace ☐ Other:____

tody Seal Present? ☑ Yes ☐ No **Seals Intact?** ☑ Yes ☐ No ☐ N/A

Date/Initials Person Examining Contents: 2/14/2

king Material: ☑ Bubble Wrap ☐ Bubble Bags ☐ None ☐ Other

Biological Tissue Frozen? ☐ Yes ☐ No ☑ N/A

ermometer:

☑ IR Gun ID: 730

Type of Ice: ☑ Wet ☐ Blue ☐ None

ɔler Temp: 3.3

Correction Factor: Add/Subtract (°C) +0.1

Temp should be above freezing to 6°C

☐ Samples out of temp criteria. Samples on ice, cooling proc has begun

ɔler Temp Corrected (°C): 3.4

DA Regulated Soil (☐ N/A, water sample)

Did samples originate in a quarantine zone within the United States: CA, NY, or SC (check maps)? ☐ Yes ☐ No

Did samples originate from a foreign source (internationally, including Hawaii and Puerto Rico)? ☐ Yes ☐ No

				Comments/Discrepancy:
Chain of Custody Present?	☑ Yes	☐ No	☐ N/A	1.
Samples Arrived within Hold Time?	☑ Yes	☐ No	☐ N/A	2.
Short Hold Time Analysis (<72 hr.)?	☐ Yes	☑ No	☐ N/A	3.
Rush Turn Around Time Requested?	☐ Yes	☑ No	☐ N/A	4.
Sufficient Volume?	☑ Yes	☐ No	☐ N/A	5.
Correct Containers Used?	☑ Yes	☐ No	☐ N/A	6.
-Pace Containers Used?	☑ Yes	☐ No	☐ N/A	
Containers Intact?	☑ Yes	☐ No	☐ N/A	7.
Dissolved analysis: Samples Field Filtered?	☐ Yes	☐ No	☑ N/A	8.
Sample Labels Match COC?	☑ Yes	☐ No	☐ N/A	9.
-Includes Date/Time/ID/Analysis Matrix: W				
Headspace in VOA Vials (>5-6mm)?	☐ Yes	☐ No	☑ N/A	10.
Trip Blank Present?	☐ Yes	☐ No	☑ N/A	11.
Trip Blank Custody Seals Present?	☐ Yes	☐ No	☑ N/A	

MMENTS/SAMPLE DISCREPANCY

Field Data Required? ☐ Yes ☐ No

Lot ID of split containers:

NT NOTIFICATION/RESOLUTION

rson contacted: _____ Date/Time: _____

Project Manager SCURF Review: _____ **Date:** _____

Project Manager SRF Review: _____ **Date:** _____

ıaltrax ID: 69614

eck mark top half of box if pH and/or dechlorination is verified and
thin the acceptance range for preservation samples.
ptions: VOA, Coliform, TOC, Oil and Grease, DRO/8015 (water) DOC, LLHg

ottom half of box is to list number of bottles
Check all unpreserved Nitrates for chlorine

Project # **WO# : 92713565**

PM: BV Due Date: 02/29/24
CLIENT: 92- GP-HAM

BP4U-125 mL Plastic Unpreserved (N/A) (Cl-)	BP3U-250 mL Plastic Unpreserved (N/A)	BP2U-500 mL Plastic Unpreserved (N/A)	BP1U-1 liter Plastic Unpreserved (N/A)	BP4S-125 mL Plastic H2SO4 (pH < 2) (Cl-)	BP3N-250 mL plastic HNO3 (pH < 2)	BP4Z-125 mL Plastic ZN Acetate & NaOH (>9)	BP4B-125 mL Plastic NaOH (pH > 12) (Cl-)	WGFU-Wide-mouthed Glass jar Unpreserved	AG1U-1 liter Amber Unpreserved (N/A) (Cl-)	AG1H-1 liter Amber HCl (pH < 2)	AG3U-250 mL Amber Unpreserved (N/A) (Cl-)	AG1S-1 liter Amber H2SO4 (pH < 2)	AG3S-250 mL Amber H2SO4 (pH < 2)	DG94-40 mL Amber NH4Cl (N/A)(Cl-)	DG9H-40 mL VOA HCl (N/A)	VG9T-40 mL VOA Na2S2O3 (N/A)	VG9U-40 mL VOA Unpreserved (N/A)	DG9V-40 mL VOA H3PO4 (N/A)	KP7U-50 mL Plastic Unpreserved (N/A)	V/GK (3 vials per kit)-VPH/Gas kit (N/A)	SP5T-125 mL Sterile Plastic (N/A – lab)	SP2T-250 mL Sterile Plastic (N/A – lab)	BP1R	BP3R-250 mL Plastic (NH2)2SO4 (9.3-9.7)	AG0U-100 mL Amber Unpreserved (N/A) (Cl-)	VSGU-20 mL Scintillation vials (N/A)	DG9U-40 mL Amber Unpreserved vials (N/A)
	2	1			1	1																	2				
	2	1			1	1																	2				
	2	1			1	1																	2				

pH Adjustment Log for Preserved Samples

ample ID	Type of Preservative	pH upon receipt	Date preservation adjusted	Time preservation adjusted	Amount of Preservative added	Lot #

:e: Whenever there is a discrepancy affecting North Carolina compliance samples, a copy of this form will be sent to the North Carolina DENR Certification Office (i.e. t of hold, incorrect preservative, out of temp, incorrect containers.

Pace Analytical
www.pacelabs.com

The Chain-of-Custody is a LEGAL DOCUMENT. All relevant fields must be completed accurately.

Page: 1 of 1

Section A Required Client Information:		Section B Required Project Information:		Section C Invoice Information:	
Company:	GA Power	Report To:	SCS Contacts	Attention:	Southern Co.
Address:	Atlanta, GA	Copy To:	Geosyntec Contacts	Company Name:	
				Address:	
Email To:	SCS Contacts	Purchase Order No.:		Pace Quote Reference:	
Phone:	Fax:	Project Name:	Hammond AP-2	Pace Project Manager:	Bonnie Vang
Requested Due Date/TAT:	10 Day	Project Number:		Pace Profile #:	10839

REGULATORY AGENCY

☐ NPDES ☐ GROUND WATER ☐ DRINKING WATER
☐ UST ☐ RCRA ☑ OTHER CCR

Site Location STATE: GA

Section D Required Client Information

Valid Matrix Codes

MATRIX	CODE
DRINKING WATER	DW
WATER	WT
WASTE WATER	WW
PRODUCT	P
SOIL/SOLID	SL
OIL	OL
WIPE	WP
AIR	AR
OTHER	OT
TISSUE	TS

SAMPLE ID (A-Z, 0-9 / ,-) Sample IDs MUST BE UNIQUE

Requested Analysis Filtered (Y/N)

ITEM #	SAMPLE ID	MATRIX CODE (see valid codes to left)	SAMPLE TYPE (G=GRAB C=COMP)	COLLECTED COMPOSITE DATE	COLLECTED COMPOSITE TIME	COLLECTED COMPOSITE DATE	COLLECTED COMPOSITE TIME	SAMPLE TEMP AT COLLECTION	# OF CONTAINERS	Unpreserved	H_2SO_4	HNO_3	HCl	NaOH	$Na_2S_2O_3$	Methanol	Other	Analysis Test (Y/N)	Chloride, Fluoride, Sulfate (N)	Full App. III and IV metals (N)	RAD 226/228 (N)	TDS (N)	Major Ions (Profile 10839-2) (N)	Residual Chlorine (Y/N)	Pace Project No./ Lab I.D. 92713565
1	HAM-HGWA-4	WG	G	2/13/24	1650		TK 2/13/24	15	7	3		3					1		X	X	X	X	X	N	001
2	HAM-HGWA-5	WG	G	2/13/24	1654			17	7	3		3					1		X	X	X	X	X	N	002
3	HAM-HGWA-6	WG	G	2/13/24	1819			16	7	3		3					1		X	X	X	X	X	N	003
4	HAM-HGWA-42D	WG	G	2/13/24	1820			17	7	3		3					1		X	X	X	X	X	N	004
5																									
6																									
7																									
8						TK 2/13/24																			
9																									
10																									
11																									
12																									

ADDITIONAL COMMENTS	RELINQUISHED BY / AFFILIATION	DATE	TIME	ACCEPTED BY / AFFILIATION	DATE	TIME	SAMPLE CONDITIONS
Task Code: HAM-CCR-ASSMT-2024S1	Anthony Sewert / Geosyntec	2-14-2024	1230	Ryan Williams / Pace	2/14/2024	1230	
	Ryan Williams / Pace	2/14/2024	1450	[signature]	7/14	1450	

SAMPLER NAME AND SIGNATURE

PRINT Name of SAMPLER: Anthony Sewert, Thomas Kessler, Connor Cox, Jamie Newport Geosyntec Consultants, In

SIGNATURE of SAMPLER: [signature] DATE Signed (MM/DD/YY): 02/13/24

Temp in °C | Received on Ice (Y/N) | Custody Sealed Cooler (Y/N) | Samples Intact (Y/N)

Pace

DC#_Title: ENV-FRM-HUN1-0083 v03_Sample Condition Upon Receipt

Effective Date: 12/01/2023

Laboratory receiving samples:
Asheville ☐ Eden ☐ Greenwood ☐ Huntersville ☐ Raleigh ☐ Mechanicsville ☐ Atlanta ☑ Kernersville ☐

Sample Condition Upon Receipt

Client Name: Ga Power

Project #: WO#: 92713565
PM: BV Due Date: 02/29/24
CLIENT: 92- GP-HAM

Courier: ☐ Commercial ☐ Fed Ex ☐ UPS ☐ USPS ☐ Client ☑ Pace ☐ Other:____

Custody Seal Present? ☑ Yes ☐ No **Seals Intact?** ☑ Yes ☐ No ☐ N/A

Date/Initials Person Examining Contents: 7/19/24 SM

Packing Material: ☑ Bubble Wrap ☐ Bubble Bags ☐ None ☐ Other

Biological Tissue Frozen? ☐ Yes ☐ No ☑ N/A

Thermometer:
☑ IR Gun ID: 730 **Type of Ice:** ☑ Wet ☐ Blue ☐ None

Cooler Temp: 3.2 **Correction Factor:** Add/Subtract (°C) 10.1

Temp should be above freezing to 6°C
☐ Samples out of temp criteria. Samples on ice, cooling process has begun

Cooler Temp Corrected (°C): 3.3

USDA Regulated Soil (☐ N/A, water sample)
Did samples originate in a quarantine zone within the United States: CA, NY, or SC (check maps)? ☐ Yes ☐ No

Did samples originate from a foreign source (internationally, including Hawaii and Puerto Rico)? ☐ Yes ☐ No

				Comments/Discrepancy:
Chain of Custody Present?	☑ Yes	☐ No	☐ N/A	1.
Samples Arrived within Hold Time?	☑ Yes	☐ No	☐ N/A	2.
Short Hold Time Analysis (<72 hr.)?	☐ Yes	☑ No	☐ N/A	3.
Rush Turn Around Time Requested?	☐ Yes	☑ No	☐ N/A	4.
Sufficient Volume?	☑ Yes	☐ No	☐ N/A	5.
Correct Containers Used?	☑ Yes	☐ No	☐ N/A	6.
-Pace Containers Used?	☑ Yes	☐ No	☐ N/A	
Containers Intact?	☑ Yes	☐ No	☐ N/A	7.
Dissolved analysis: Samples Field Filtered?	☐ Yes	☐ No	☑ N/A	8.
Sample Labels Match COC?	☑ Yes	☐ No	☐ N/A	9.
-Includes Date/Time/ID/Analysis Matrix: Ga				
Headspace in VOA Vials (>5-6mm)?	☐ Yes	☐ No	☑ N/A	10.
Trip Blank Present?	☐ Yes	☐ No	☑ N/A	11.
Trip Blank Custody Seals Present?	☐ Yes	☐ No	☐ N/A	

COMMENTS/SAMPLE DISCREPANCY

Field Data Required? ☐ Yes ☐ No

Lot ID of split containers:

CLIENT NOTIFICATION/RESOLUTION

Person contacted: _____ Date/Time: _____

Project Manager SCURF Review: _____ **Date:** _____

Project Manager SRF Review: _____ **Date:** _____

WO# : 92713565

PM: BV Due Date: 02/29/24

CLIENT: 92- GP-HAM

*Check mark top half of box if pH and/or dechlorination is verified and within the acceptance range for preservation samples.

Exceptions: VOA, Coliform, TOC, Oil and Grease, DRO/8015 (water) DOC, LLHg

**Bottom half of box is to list number of bottles

***Check all unpreserved Nitrates for chlorine

Project #

Item#	BP4U-125 mL Plastic Unpreserved (N/A) (Cl-)	BP3U-250 mL Plastic Unpreserved (N/A)	BP2U-500 mL Plastic Unpreserved (N/A)	BP1U-1 liter Plastic Unpreserved (N/A)	BP4S-125 mL Plastic H2SO4 (pH < 2) (Cl-)	BP3N-250 mL plastic HNO3 (pH < 2)	BP4Z-125 mL Plastic ZN Acetate & NaOH (>9)	BP4B-125 mL Plastic NaOH (pH > 12) (Cl-)	WGFU-Wide-mouthed Glass jar Unpreserved	AG1U-1 liter Amber Unpreserved (N/A) (Cl-)	AG1H-1 liter Amber HCl (pH < 2)	AG3U-250 mL Amber Unpreserved (N/A) (Cl-)	AG1S-1 liter Amber H2SO4 (pH < 2)	AG3S-250 mL Amber H2SO4 (pH < 2)	DG94-40 mL Amber NH4Cl (N/A)(Cl-)	DG9H-40 mL VOA HCl (N/A)	VG9T-40 mL VOA Na2S2O3 (N/A)	VG9U-40 mL VOA Unpreserved (N/A)	DG9V-40 mL VOA H3PO4 (N/A)	KP7U-50 mL Plastic Unpreserved (N/A)	V/GK (3 vials per kit)-VPH/Gas kit (N/A)	SP5T-125 mL Sterile Plastic (N/A – lab)	SP2T-250 mL Sterile Plastic (N/A – lab)	BPM	BP3R-250 mL Plastic (NH2)2SO4 (9.3-9.7)	AG0U-100 mL Amber Unpreserved (N/A) (Cl-)	VSGU-20 mL Scintillation vials (N/A)	DG9U-40 mL Amber Unpreserved vials (N/A)
1		2	1			1	1																	8				
2		2	1			1	1																	8				
3		2	1			1	1																	8				
4																												
5																												
6																												
7																												
8																												
9																												
10																												
11																												
12																												

pH Adjustment Log for Preserved Samples

Sample ID	Type of Preservative	pH upon receipt	Date preservation adjusted	Time preservation adjusted	Amount of Preservative added	Lot #

Note: Whenever there is a discrepancy affecting North Carolina compliance samples, a copy of this form will be sent to the North Carolina DENR Certification Office (i.e. Out of hold, incorrect preservative, out of temp, incorrect containers.

Pace Analytical
www.pacelabs.com

CHAIN-OF-CUSTODY / Analytical Request Document

The Chain-of-Custody is a LEGAL DOCUMENT. All relevant fields must be completed accurately.

Page: 1 of 1

Section A Required Client Information:

Company:	GA Power
Address:	Atlanta, GA
Email To:	SCS Contacts
Phone:	Fax:
Requested Due Date/TAT:	10 Day

Section B Required Project Information:

Report To:	SCS Contacts
Copy To:	Geosyntec Contacts
Purchase Order No.:	
Project Name:	Hammond AP-2
Project Number:	

Section C Invoice Information:

Attention:	Southern Co.
Company Name:	
Address:	
Pace Quote Reference:	
Pace Project Manager:	Bonnie Vang
Pace Profile #:	10839

REGULATORY AGENCY

☐ NPDES ☐ GROUND WATER ☐ DRINKING WATER
☐ UST ☐ RCRA ☑ OTHER ~~CCR~~

Site Location STATE: GA

Section D Required Client Information

SAMPLE ID (A-Z, 0-9 / ,-) Sample IDs MUST BE UNIQUE

Valid Matrix Codes

MATRIX	CODE
DRINKING WATER	DW
WATER	WT
WASTE WATER	WW
PRODUCT	P
SOIL/SOLID	SL
OIL	OL
WIPE	WP
AIR	AR
OTHER	OT
TISSUE	TS

Requested Analysis Filtered (Y/N)

ITEM #	SAMPLE ID	MATRIX CODE (see valid codes to left)	SAMPLE TYPE (G=GRAB C=COMP)	COLLECTED COMPOSITE DATE	COLLECTED COMPOSITE TIME	COLLECTED COMPOSITE DATE	COLLECTED COMPOSITE TIME	SAMPLE TEMP AT COLLECTION	# OF CONTAINERS	Preservatives: Unpreserved	H_2SO_4	HNO_3	HCl	NaOH	$Na_2S_2O_3$	Methanol	Other	Analysis Test Y/N	Chloride, Fluoride, Sulfate	Full App. III and IV metals	RAD 226/228	TDS	Major Ions (Profile 10839-2)	Residual Chlorine (Y/N)	Pace Project No./ Lab I.D. 92713565
1	HAM-HGWC-14	WG	G	2/17/2024	1225				18	7	3		3					1		X	X	X	X	X	N	WT
2	HAM-HGWC-15	WG	G	2/17/2024	1615	TK			17	7	3		3					1		X	X	X	X	X	N	WT
3	HAM-HGWC-17	WG	G	2/17/2024	1450	2/17/2024			18	7	3		3					1		X	X	X	X	X	N	WT
4																										
5																										
6																										
7																										
8						TK 2/17/2024																				
9																										
10																										
11																										
12																										

ADDITIONAL COMMENTS	RELINQUISHED BY / AFFILIATION	DATE	TIME	ACCEPTED BY / AFFILIATION	DATE	TIME	SAMPLE CONDITIONS
Task Code: HAM-CCR-ASSMT-2024S1	Thomas Hessler / Geosyntec	2/19/2024	1125	Ryan Williams / Pace	2/19/2024	1125	
	Ryan Williams / Pace	2/19/2024	1325	[illegible]	2/19	1325	

SAMPLER NAME AND SIGNATURE

PRINT Name of SAMPLER: C. Cain, T. Hessler / Geosyntec Consultants, Inc.

SIGNATURE of SAMPLER: [illegible] DATE Signed (MM/DD/YY): 02/17/2024

Temp in °C	Received on Ice (Y/N)	Custody Sealed Cooler (Y/N)	Samples Intact (Y/N)

*Important Note: By signing this form you are accepting Pace's NET 30 day payment terms and agreeing to late charges of 1.5% per month for any invoices not paid within 30 days.

Pace ANALYTICAL SERVICES

DC#_Title: ENV-FRM-HUN1-0083 v03_Sample Condition Upon Receipt

Effective Date: 12/01/2023

Laboratory receiving samples:
Asheville ☐ Eden ☐ Greenwood ☐ Huntersville ☐ Raleigh ☐ Mechanicsville ☐ Atlanta ☑ Kernersville ☐

Sample Condition Upon Receipt

Client Name: Ga Power

Project #: **WO#: 92713565**

PM: BV Due Date: 02/29/24
CLIENT: 92- GP-HAM

Courier: ☐ Commercial ☐ Fed Ex ☐ UPS ☐ USPS ☐ Client ☑ Pace ☐ Other:____

Custody Seal Present? ☑ Yes ☐ No **Seals Intact?** ☑ Yes ☐ No ☐ N/A

Date/Initials Person Examining Contents: 7/19/24 SLL

Packing Material: ☑ Bubble Wrap ☐ Bubble Bags ☐ None ☐ Other

Biological Tissue Frozen? ☐ Yes ☐ No ☑ N/A

Thermometer:
☑ IR Gun ID: 730

Type of Ice: ☑ Wet ☐ Blue ☐ None

Cooler Temp: 3.2 **Correction Factor:** Add/Subtract (°C) 10.1

Temp should be above freezing to 6°C
☐ Samples out of temp criteria. Samples on ice, cooling process has begun

Cooler Temp Corrected (°C): 3.3

USDA Regulated Soil (☐ N/A, water sample)
Did samples originate in a quarantine zone within the United States: CA, NY, or SC (check maps)? ☐ Yes ☐ No

Did samples originate from a foreign source (internationally, including Hawaii and Puerto Rico)? ☐ Yes ☐ No

				Comments/Discrepancy:
Chain of Custody Present?	☑ Yes	☐ No	☐ N/A	1.
Samples Arrived within Hold Time?	☑ Yes	☐ No	☐ N/A	2.
Short Hold Time Analysis (<72 hr.)?	☐ Yes	☑ No	☐ N/A	3.
Rush Turn Around Time Requested?	☐ Yes	☑ No	☐ N/A	4.
Sufficient Volume?	☑ Yes	☐ No	☐ N/A	5.
Correct Containers Used?	☑ Yes	☐ No	☐ N/A	6.
-Pace Containers Used?	☑ Yes	☐ No	☐ N/A	
Containers Intact?	☑ Yes	☐ No	☐ N/A	7.
Dissolved analysis: Samples Field Filtered?	☐ Yes	☐ No	☑ N/A	8.
Sample Labels Match COC?	☑ Yes	☐ No	☐ N/A	9.
-Includes Date/Time/ID/Analysis Matrix: Wt				
Headspace in VOA Vials (>5-6mm)?	☐ Yes	☐ No	☑ N/A	10.
Trip Blank Present?	☐ Yes	☐ No	☑ N/A	11.
Trip Blank Custody Seals Present?	☐ Yes	☐ No	☐ N/A	

COMMENTS/SAMPLE DISCREPANCY

Field Data Required? ☐ Yes ☐ No

Lot ID of split containers:

CLIENT NOTIFICATION/RESOLUTION

Person contacted: _____ Date/Time: _____

Project Manager SCURF Review: _____ **Date:** _____

Project Manager SRF Review: _____ **Date:** _____

Pace ANALYTICAL SERVICES

DC#_Title: ENV-FRM-HUN1-0083 v03_Sample Condition Upon Receipt

Effective Date: 12/01/2023

***Check mark top half of box if pH and/or dechlorination is verified and within the acceptance range for preservation samples.**

Exceptions: VOA, Coliform, TOC, Oil and Grease, DRO/8015 (water) DOC, LLHg

****Bottom half of box is to list number of bottles**

*****Check all unpreserved Nitrates for chlorine**

Project #

WO#: 92713565

PM: BV Due Date: 02/29/24

CLIENT: 92- GP-HAM

Item#	BP4U-125 mL Plastic Unpreserved (N/A) (Cl-)	BP3U-250 mL Plastic Unpreserved (N/A)	BP2U-500 mL Plastic Unpreserved (N/A)	BP1U-1 liter Plastic Unpreserved (N/A)	BP4S-125 mL Plastic H2SO4 (pH < 2) (Cl-)	BP3N-250 mL plastic HNO3 (pH < 2)	BP4Z-125 mL Plastic ZN Acetate & NaOH (>9)	BP4B-125 mL Plastic NaOH (pH > 12) (Cl-)	WGFU-Wide-mouthed Glass jar Unpreserved	AG1U-1 liter Amber Unpreserved (N/A) (Cl-)	AG1H-1 liter Amber HCl (pH < 2)	AG3U-250 mL Amber Unpreserved (N/A) (Cl-)	AG1S-1 liter Amber H2SO4 (pH < 2)	AG3S-250 mL Amber H2SO4 (pH < 2)	DG94-40 mL Amber NH4Cl (N/A)(Cl-)	DG9H-40 mL VOA HCl (N/A)	VG9T-40 mL VOA Na2S2O3 (N/A)	VG9U-40 mL VOA Unpreserved (N/A)	DG9V-40 mL VOA H3PO4 (N/A)	KP7U-50 mL Plastic Unpreserved (N/A)	V/GK (3 vials per kit)-VPH/Gas kit (N/A)	SP5T-125 mL Sterile Plastic (N/A – lab)	SP2T-250 mL Sterile Plastic (N/A – lab)	[illegible]	BP3R-250 mL Plastic (NH2)2SO4 (9.3-9.7)	AG0U-100 mL Amber Unpreserved (N/A) (Cl-)	VSGU-20 mL Scintillation vials (N/A)	DG9U-40 mL Amber Unpreserved vials (N/A)
1		1	2			1	1																	2				
2		1	2			1	1																	2				
3		1	2			1	1																	2				
4		1	2			1	1																	2				
5		1	2			1	1																	2				
6		1	2			1	1																	2				
7		1	2			1	1																	2				
8		1	2			1	1																	2				
9		1	1			1																		2				
10		1	1			1																		2				
11		1	2			1	1																	2				
12		1	2			1	1																	2				

pH Adjustment Log for Preserved Samples

Sample ID	Type of Preservative	pH upon receipt	Date preservation adjusted	Time preservation adjusted	Amount of Preservative added	Lot #

Note: Whenever there is a discrepancy affecting North Carolina compliance samples, a copy of this form will be sent to the North Carolina DENR Certification Office (i.e. Out of hold, incorrect preservative, out of temp, incorrect containers.

Page 103 of 107

Pace Analytical
www.pacelabs.com

CHAIN-OF-CUSTODY / Analytical Request Document

The Chain-of-Custody is a LEGAL DOCUMENT. All relevant fields must be completed accurately.

Page: 1 of 1

Section A Required Client Information:

Company:	GA Power
Address:	Atlanta, GA
Email To:	SCS Contacts
Phone:	Fax:
Requested Due Date/TAT:	10 Day

Section B Required Project Information:

Report To:	SCS Contacts
Copy To:	Geosyntec Contacts
Purchase Order No.:	
Project Name:	Hammond AP-2
Project Number:	

Section C Invoice Information:

Attention:	Southern Co.
Company Name:	
Address:	
Pace Quote Reference:	
Pace Project Manager:	Bonnie Vang
Pace Profile #:	10839

REGULATORY AGENCY

☐ NPDES ☐ GROUND WATER ☐ DRINKING WATER
☐ UST ☐ RCRA ☑ OTHER CCR

Site Location STATE: GA

Section D Required Client Information

Valid Matrix Codes

MATRIX	CODE
DRINKING WATER	DW
WATER	WT
WASTE WATER	WW
PRODUCT	P
SOIL/SOLID	SL
OIL	OL
WIPE	WP
AIR	AR
OTHER	OT
TISSUE	TS

SAMPLE ID (A-Z, 0-9 / ,-) Sample IDs MUST BE UNIQUE

Requested Analysis Filtered (Y/N)

ITEM #	SAMPLE ID	MATRIX CODE (see valid codes to left)	SAMPLE TYPE (G=GRAB C=COMP)	COLLECTED COMPOSITE DATE	COLLECTED COMPOSITE TIME	COLLECTED COMPOSITE DATE	COLLECTED COMPOSITE TIME	SAMPLE TEMP AT COLLECTION	# OF CONTAINERS	Preservatives: Unpreserved	H_2SO_4	HNO_3	HCl	NaOH	$Na_2S_2O_3$	Methanol	Other	Analysis Test Y/N	Chloride, Fluoride, Sulfate	Full App. III and IV metals	RAD 226/228	TDS	Major Ions (Profile 10839-2)	Residual Chlorine (Y/N)	Pace Project No./ Lab I.D. 92713565
1	HAM-HGWC-16	WG	G	2/18/2024	1732				18	7	3		3					1		X	X	X	X	X	N	008
2	HAM-HGWC-18	WG	G	2/18/2024	1005				11	7	3		3					1		X	X	X	X	X	N	009
3	HAM-MW-21D	WG	G	2/18/2024	1330				17	7	3		3					1		X	X	X	X	X	N	010
4	HAM-MW-22	WG	G	2/18/2024	1632				17	7	3		3					1		X	X	X	X	X	N	011
5	HAM-MW-23 D c.H.	WG	G	2/18/2024	1415				17	7	3		3					1		X	X	X	X	X	N	012
6	HAM-MW-33	WG	G	2/18/2024	1155		TK 2/18/2024		18	7	3		3					1		X	X	X	X	X	N	013
7	HAM-MW-34D	WG	G	2/18/2024	1030				18	7	3		3					1		X	X	X	X	X	N	014
8	HAM-MW-37D	WG	G	2/18/2024	1552				17	7	3		3					1		X	X	X	X	X	N	015
9	HAM-AP2-EB-01	WQ	G	2/18/2024	1720				17	5	2		3							X	X	X	X		N	016
10	HAM-AP2-FB-01	WQ	G	2/18/2024	1715				17	5	2		3							X	X	X	X		N	017
11	HAM-AP2-FD-01	WG	G	2/18/2024	0000				17	7	3		3					1		X	X	X	X	X	N	018
12	HAM-AP2-FD-02	WG	G	2/18/2024	0000				17	7	3		3					1		X	X	X	X	X	N	019

ADDITIONAL COMMENTS	RELINQUISHED BY / AFFILIATION	DATE	TIME	ACCEPTED BY / AFFILIATION	DATE	TIME	SAMPLE CONDITIONS
Task Code: HAM-CCR-ASSMT-2024S1	Thomas Hessler / Geosyntec	2/19/2024	1125	Kim Williams / Pace	2/19/2024	1125	
Sample ID revised for MW-23D on 4/18/2024	Kim Williams / Pace	2/19/2024	1325	SGC	2/19	1325	
C. Hay							

SAMPLER NAME AND SIGNATURE

PRINT Name of SAMPLER: T. Hessler, C. Cain / Geosyntec Consultants, Inc.

SIGNATURE of SAMPLER: [signature] DATE Signed (MM/DD/YY): 02/18/2024

Temp in °C	Received on Ice (Y/N)	Custody Sealed Cooler (Y/N)	Samples Intact (Y/N)

*Important Note: By signing this form you are accepting Pace's NET 30 day payment terms and agreeing to late charges of 1.5% per month for any invoices not paid within 30 days.

Pace Analytical
www.pacelabs.com

CHAIN-OF-CUSTODY / Analytical Request Document

The Chain-of-Custody is a LEGAL DOCUMENT. All relevant fields must be completed accurately.

Page: 1 of 1

Section A Required Client Information:

Company:	GA Power
Address:	Atlanta, GA
Email To:	SCS Contacts
Phone:	Fax:
Requested Due Date/TAT:	10 Day

Section B Required Project Information:

Report To:	SCS Contacts
Copy To:	Geosyntec Contacts
Purchase Order No.:	
Project Name:	Hammond AP-2
Project Number:	

Section C Invoice Information:

Attention:	Southern Co.
Company Name:	
Address:	
Pace Quote Reference:	
Pace Project Manager:	Bonnie Vang
Pace Profile #:	10839

REGULATORY AGENCY

☐ NPDES ☐ GROUND WATER ☐ DRINKING WATER
☐ UST ☐ RCRA ☑ OTHER ~~CCR~~

Site Location STATE: GA

Section D Required Client Information

SAMPLE ID (A-Z, 0-9 / ,-) Sample IDs MUST BE UNIQUE

Valid Matrix Codes

MATRIX	CODE
DRINKING WATER	DW
WATER	WT
WASTE WATER	WW
PRODUCT	P
SOIL/SOLID	SL
OIL	OL
WIPE	WP
AIR	AR
OTHER	OT
TISSUE	TS

Requested Analysis Filtered (Y/N)

ITEM #	SAMPLE ID	MATRIX CODE (see valid codes to left)	SAMPLE TYPE (G=GRAB C=COMP)	COLLECTED DATE	COLLECTED TIME	COMPOSITE DATE	COMPOSITE TIME	SAMPLE TEMP AT COLLECTION	# OF CONTAINERS	Unpreserved	H_2SO_4	HNO_3	HCl	NaOH	$Na_2S_2O_3$	Methanol	Other	Analysis Test Y/N	Chloride, Fluoride, Sulfate	Full App. III and IV metals	RAD 226/228	TDS	Major Ions (Profile 10839-2)	Residual Chlorine (Y/N)	Pace Project No./ Lab I.D.
										Preservatives									N	N	N	N	N		92713565
1	HAM-HGWC-16	WG	G	2/18/2024	1732				18	7	3		3					1	X	X	X	X	X	N	008
2	HAM-HGWC-18	WG	G	2/18/2024	1005				11	7	3		3					1	X	X	X	X	X	N	009
3	HAM-MW-21D	WG	G	2/18/2024	1330				17	7	3		3					1	X	X	X	X	X	N	010
4	HAM-MW-22	WG	G	2/18/2024	1632				17	7	3		3					1	X	X	X	X	X	N	011
5	HAM-MW-23	WG	G	2/18/2024	1415				17	7	3		3					1	X	X	X	X	X	N	012
6	HAM-MW-33	WG	G	2/18/2024	1155		TK 2/18/2024		18	7	3		3					1	X	X	X	X	X	N	013
7	HAM-MW-34D	WG	G	2/18/2024	1030				18	7	3		3					1	X	X	X	X	X	N	014
8	HAM-MW-37D	WG	G	2/18/2024	1552				17	7	3		3					1	X	X	X	X	X	N	015
9	HAM-AP2-EB-01	WQ	G	2/18/2024	1720				17	5	2		3						X	X	X	X		N	016
10	HAM-AP2-FB-01	WQ	G	2/18/2024	1715				17	5	2		3						X	X	X	X		N	017
11	HAM-AP2-FD-01	WG	G	2/18/2024	0000				17	7	3		3					1	X	X	X	X	X	N	018
12	HAM-AP2-FD-02	WG	G	2/18/2024	0000				17	7	3		3					1	X	X	X	X	X	N	019

ADDITIONAL COMMENTS	RELINQUISHED BY / AFFILIATION	DATE	TIME	ACCEPTED BY / AFFILIATION	DATE	TIME
Task Code: HAM-CCR-ASSMT-2024S1	Thomas Hessler / Geosyntec	2/19/2024	1125	Ryan Williams / Pace	2/19/2024	1125
	Ryan Williams / Pace	2/19/2024	1325	SEC	2/19	1325

SAMPLE CONDITIONS: Temp in °C | Received on Ice (Y/N) | Custody Sealed Cooler (Y/N) | Samples Intact (Y/N)

SAMPLER NAME AND SIGNATURE

PRINT Name of SAMPLER: T. Hessler, E. Cain / Geosyntec Consultants, Inc.

SIGNATURE of SAMPLER: [signature] DATE Signed (MM/DD/YY): 02/18/2024

*Important Note: By signing this form you are accepting Pace's NET 30 day payment terms and agreeing to late charges of 1.5% per month for any invoices not paid within 30 days.

Pace ANALYTICAL SERVICES	DC#_Title: ENV-FRM-HUN1-0083 v03_Sample Condition Upon Receipt
	Effective Date: 12/01/2023

Laboratory receiving samples:

Asheville ☐ Eden ☐ Greenwood ☐ Huntersville ☐ Raleigh ☐ Mechanicsville ☐ Atlanta ☑ Kernersville ☐

Sample Condition Upon Receipt

Client Name: Ga Power

Project #: WO#: 92713565

PM: BV Due Date: 02/29/24

CLIENT: 92- GP-HAM

Courier: ☐ Commercial ☐ Fed Ex ☑ Pace ☐ UPS ☐ USPS ☐ Other:____ ☐ Client

Custody Seal Present? ☑ Yes ☐ No **Seals Intact?** ☑ Yes ☐ No ☐ N/A

Date/Initials Person Examining Contents: 7/22/24 SM

Packing Material: ☑ Bubble Wrap ☐ Bubble Bags ☐ None ☐ Other

Biological Tissue Frozen? ☐ Yes ☐ No ☑ N/A

Thermometer: ☑ IR Gun ID: 230 **Type of Ice:** ☑ Wet ☐ Blue ☐ None

Cooler Temp: 3.1 **Correction Factor:** Add/Subtract (°C) 0.1

Temp should be above freezing to 6°C

☐ Samples out of temp criteria. Samples on ice, cooling process has begun

Cooler Temp Corrected (°C): 3.2

USDA Regulated Soil (☐ N/A, water sample)

Did samples originate in a quarantine zone within the United States: CA, NY, or SC (check maps)? ☐ Yes ☐ No

Did samples originate from a foreign source (internationally, including Hawaii and Puerto Rico)? ☐ Yes ☐ No

				Comments/Discrepancy:
Chain of Custody Present?	☑ Yes	☐ No	☐ N/A	1.
Samples Arrived within Hold Time?	☑ Yes	☐ No	☐ N/A	2.
Short Hold Time Analysis (<72 hr.)?	☐ Yes	☑ No	☐ N/A	3.
Rush Turn Around Time Requested?	☐ Yes	☑ No	☐ N/A	4.
Sufficient Volume?	☑ Yes	☐ No	☐ N/A	5.
Correct Containers Used?	☑ Yes	☐ No	☐ N/A	6.
-Pace Containers Used?	☑ Yes	☐ No	☐ N/A	
Containers Intact?	☑ Yes	☐ No	☐ N/A	7.
Dissolved analysis: Samples Field Filtered?	☐ Yes	☐ No	☑ N/A	8.
Sample Labels Match COC?	☑ Yes	☐ No	☐ N/A	9.
-Includes Date/Time/ID/Analysis Matrix: W				
Headspace in VOA Vials (>5-6mm)?	☐ Yes	☐ No	☑ N/A	10.
Trip Blank Present?	☐ Yes	☐ No	☑ N/A	11.
Trip Blank Custody Seals Present?	☐ Yes	☐ No	☑ N/A	

COMMENTS/SAMPLE DISCREPANCY

Field Data Required? ☐ Yes ☐ No

Lot ID of split containers:

CLIENT NOTIFICATION/RESOLUTION

Person contacted: _____ Date/Time: _____

Project Manager SCURF Review: _____ **Date:** _____

Project Manager SRF Review: _____ **Date:** _____

*Check mark top half of box if pH and/or dechlorination is verified and within the acceptance range for preservation samples.

Exceptions: VOA, Coliform, TOC, Oil and Grease, DRO/8015 (water) DOC, LLHg

**Bottom half of box is to list number of bottles

***Check all unpreserved Nitrates for chlorine

Project # **WO#: 92713565**

PM: BV Due Date: 02/29/24

CLIENT: 92- GP-HAM

Item#	BP4U-125 mL Plastic Unpreserved (N/A) (Cl-)	BP3U-250 mL Plastic Unpreserved (N/A)	BP2U-500 mL Plastic Unpreserved (N/A)	BP1U-1 liter Plastic Unpreserved (N/A)	BP4S-125 mL Plastic H2SO4 (pH < 2) (Cl-)	BP3N-250 mL plastic HNO3 (pH < 2)	BP4Z-125 mL Plastic ZN Acetate & NaOH (>9)	BP4B-125 mL Plastic NaOH (pH > 12) (Cl-)	WGFU-Wide-mouthed Glass jar Unpreserved	AG1U-1 liter Amber Unpreserved (N/A) (Cl-)	AG1H-1 liter Amber HCl (pH < 2)	AG3U-250 mL Amber Unpreserved (N/A) (Cl-)	AG1S-1 liter Amber H2SO4 (pH < 2)	AG3S-250 mL Amber H2SO4 (pH < 2)	DG94-40 mL Amber NH4Cl (N/A)(Cl-)	DG9H-40 mL VOA HCl (N/A)	VG9T-40 mL VOA Na2S2O3 (N/A)	VG9U-40 mL VOA Unpreserved (N/A)	DG9V-40 mL VOA H3PO4 (N/A)	KP7U-50 mL Plastic Unpreserved (N/A)	V/GK (3 vials per lot)-VPH/Gas kit (N/A)	SP5T-125 mL Sterile Plastic (N/A – lab)	SP2T-250 mL Sterile Plastic (N/A – lab)	BPIN	BP3R-250 mL Plastic (NH2)2SO4 (9.3-9.7)	AG0U-100 mL Amber Unpreserved (N/A) (Cl-)	VSGU-20 mL Scintillation vials (N/A)	DG9U-40 mL Amber Unpreserved vials (N/A)
1		2	1			1 ✓	1 ✓																	2 ✓				
2		2	1			1 ✓	1 ✓																	2 ✓				
3		1	1			1 ✓																		2 ✓				
4		1	1			1 ✓																		2 ✓				
5																												
6																												
7																												
8																												
9																												
10																												
11																												
12																												

pH Adjustment Log for Preserved Samples

Sample ID	Type of Preservative	pH upon receipt	Date preservation adjusted	Time preservation adjusted	Amount of Preservative added	Lot #

Note: Whenever there is a discrepancy affecting North Carolina compliance samples, a copy of this form will be sent to the North Carolina DENR Certification Office (i.e. Out of hold, incorrect preservative, out of temp, incorrect containers.

Pace Analytical
www.pacelabs.com

CHAIN-OF-CUSTODY / Analytical Request Document

The Chain-of-Custody is a LEGAL DOCUMENT. All relevant fields must be completed accurately.

Page: 1 of 1

Section A Required Client Information:

Company:	GA Power
Address:	Atlanta, GA
Email To:	SCS Contacts
Phone:	Fax:
Requested Due Date/TAT:	10 Day

Section B Required Project Information:

Report To:	SCS Contacts
Copy To:	Geosyntec Contacts
Purchase Order No.	
Project Name:	Hammond AP-2
Project Number:	

Section C Invoice Information:

Attention:	Southern Co.
Company Name:	
Address:	
Pace Quote Reference:	
Pace Project Manager:	Bonnie Vang
Pace Profile #:	10839

REGULATORY AGENCY

☐ NPDES ☐ GROUND WATER ☐ DRINKING WATER
☐ UST ☐ RCRA ☑ OTHER CCR

Site Location STATE: GA

Section D Required Client Information

Valid Matrix Codes

MATRIX	CODE
DRINKING WATER	DW
WATER	WT
WASTE WATER	WW
PRODUCT	P
SOIL/SOLID	SL
OIL	OL
WIPE	WP
AIR	AR
OTHER	OT
TISSUE	TS

SAMPLE ID (A-Z, 0-9 / ,-) Sample IDs MUST BE UNIQUE

Requested Analysis Filtered (Y/N)

ITEM #	SAMPLE ID	MATRIX CODE (see valid codes to left)	SAMPLE TYPE (G=GRAB C=COMP)	COLLECTED COMPOSITE DATE	COLLECTED COMPOSITE TIME	COLLECTED COMPOSITE DATE	COLLECTED COMPOSITE TIME	SAMPLE TEMP AT COLLECTION	# OF CONTAINERS	Unpreserved	H_2SO_4	HNO_3	HCl	NaOH	$Na_2S_2O_3$	Methanol	Other	Analysis Test Y/N	Chloride, Fluoride, Sulfate	Full App III and IV metals	RAD 226/228	TDS	Major Ions (Profile 10839-2)	Residual Chlorine (Y/N)	Pace Project No./ Lab I.D. 92713565
																			N	N	N	N	N		
1	HAM-MW-35	WG	G	2/19/2024	1130			16	7	3		3					1		X	X	X	X	X	N	020
2	HAM-MW-51	WG	G	2/19/2024	1325			17	7	3		3					1		X	X	X	X	X	N	021
3	HAM-AP2-EB-02	WQ	G	2/19/2024	1150	TK		17	5	2		3							X	X	X	X		N	022
4	HAM-AP2-FB-02	WQ	G	2/19/2024	1155	2/19/2024		17	5	2		3							X	X	X	X		N	023
5																									Last Sample
6																									
7																									
8																									
9						TK	2/19/2024																		
10																									
11																									
12																									

ADDITIONAL COMMENTS	RELINQUISHED BY / AFFILIATION	DATE	TIME	ACCEPTED BY / AFFILIATION	DATE	TIME	SAMPLE CONDITIONS
Task Code: HAM-CCR-ASSMT-2024S1	Thomas Viessler / Geosyntec	2/22/2024	1110	Ryan Williams / Pace	2/22/2024	1110	
	Ryan Williams / Pace	2/22/2024	1545	[signature]	2/22/24	1545	

SAMPLER NAME AND SIGNATURE

PRINT Name of SAMPLER: T. Viessler / D. Tracy / Geosyntec Consultants, Inc.

SIGNATURE of SAMPLER: [signature] DATE Signed (MM/DD/YY): 02/19/2024

Temp in °C	Received on Ice (Y/N)	Custody Sealed Cooler (Y/N)	Samples Intact (Y/N)

*Important Note: By signing this form you are accepting Pace's NET 30 day payment terms and agreeing to late charges of 1.5% per month for any invoices not paid within 30 days.

Pace Analytical Services, LLC
9800 Kincey Ave. Suite 100
Huntersville, NC 28078
(704)875-9092

March 21, 2024

Kristen Jurinko
Southern Company
241 Ralph McGill Blvd NE
Bin 10160
Atlanta, GA 30308

RE: Project: Plant Hammond AP-2- RAD
Pace Project No.: 92713567

Dear Kristen Jurinko:

Enclosed are the analytical results for sample(s) received by the laboratory between February 14, 2024 and February 22, 2024. The results relate only to the samples included in this report. Results reported herein conform to the applicable TNI/NELAC Standards and the laboratory's Quality Manual, where applicable, unless otherwise noted in the body of the report.

The test results provided in this final report were generated by each of the following laboratories within the Pace Network:

- Pace Analytical Services - Greensburg

If you have any questions concerning this report, please feel free to contact me.

Sincerely,

Bonnie Vang

Bonnie Vang
bonnie.vang@pacelabs.com
704-977-0968
Project Manager

Enclosures

cc: Kip Gray, Geosyntec
Christine Hug, Geosyntec Consultants, Inc.
Thomas Kessler, Geosyntec Consultants
Whitney Law, Geosyntec Consultants
Laura Midkiff, Southern Company
Caroline Nelson, Geosyntec Consultants, Inc
Anthony Szwast, Geosyntec Consultants

REPORT OF LABORATORY ANALYSIS

This report shall not be reproduced, except in full,
without the written consent of Pace Analytical Services, LLC.

Pace Analytical Services, LLC
9800 Kincey Ave. Suite 100
Huntersville, NC 28078
(704)875-9092

CERTIFICATIONS

Project: Plant Hammond AP-2- RAD
Pace Project No.: 92713567

Pace Analytical Services Pennsylvania
1638 Roseytown Rd Suites 2,3&4, Greensburg, PA 15601
ANAB DOD-ELAP Rad Accreditation #: L2417
ANABISO/IEC 17025:2017 Rad Cert#: L24170
Alabama Certification #: 41590
Arizona Certification #: AZ0734
Arkansas Certification
California Certification #: 2950
Colorado Certification #: PA01547
Connecticut Certification #: PH-0694
EPA Region 4 DW Rad
Florida/TNI Certification #: E87683
Georgia Certification #: C040
Guam Certification
Hawaii Certification
Idaho Certification
Illinois Certification
Indiana Certification
Iowa Certification #: 391
Kansas Certification #: E-10358
Kentucky Certification #: KY90133
KY WW Permit #: KY0098221
KY WW Permit #: KY0000221
Louisiana DHH/TNI Certification #: LA010
Louisiana DEQ/TNI Certification #: 04086
Maine Certification #: 2023021
Maryland Certification #: 308
Massachusetts Certification #: M-PA1457
Michigan/PADEP Certification #: 9991
Missouri Certification #: 235
Montana Certification #: Cert0082
Nebraska Certification #: NE-OS-29-14
Nevada Certification #: PA014572023-03
New Hampshire/TNI Certification #: 297622
New Jersey/TNI Certification #: PA051
New Mexico Certification #: PA01457
New York/TNI Certification #: 10888
North Carolina Certification #: 42706
North Dakota Certification #: R-190
Ohio EPA Rad Approval: #41249
Oregon/TNI Certification #: PA200002-015
Pennsylvania/TNI Certification #: 65-00282
Puerto Rico Certification #: PA01457
Rhode Island Certification #: 65-00282
South Dakota Certification
Tennessee Certification #: TN02867
Texas/TNI Certification #: T104704188-22-18
Utah/TNI Certification #: PA014572223-14
USDA Soil Permit #: 525-23-67-77263
Vermont Dept. of Health: ID# VT-0282
Virgin Island/PADEP Certification
Virginia/VELAP Certification #: 460198
Washington Certification #: C868
West Virginia DEP Certification #: 143
West Virginia DHHR Certification #: 9964C
Wisconsin Approve List for Rad

This report shall not be reproduced, except in full,
without the written consent of Pace Analytical Services, LLC.

Pace Analytical Services, LLC
9800 Kincey Ave. Suite 100
Huntersville, NC 28078
(704)875-9092

SAMPLE SUMMARY

Project: Plant Hammond AP-2- RAD
Pace Project No.: 92713567

Lab ID	Sample ID	Matrix	Date Collected	Date Received
92713567001	**HAM-HGWA-4**	Water	02/13/24 16:50	02/14/24 14:50
92713567002	**HAM-HGWA-5**	Water	02/13/24 16:54	02/14/24 14:50
92713567003	**HAM-HGWA-6**	Water	02/13/24 18:19	02/14/24 14:50
92713567004	**HAM-HGWA-42D**	Water	02/13/24 18:20	02/14/24 14:50
92713567005	**HAM-HGWC-14**	Water	02/17/24 12:25	02/19/24 11:25
92713567006	**HAM-HGWC-15**	Water	02/17/24 16:15	02/19/24 11:25
92713567007	**HAM-HGWC-17**	Water	02/17/24 14:50	02/19/24 11:25
92713567008	**HAM-HGWC-16**	Water	02/18/24 17:32	02/19/24 11:25
92713567009	**HAM-HGWC-18**	Water	02/18/24 10:05	02/19/24 11:25
92713567010	**HAM-MW-21D**	Water	02/18/24 13:30	02/19/24 11:25
92713567011	**HAM-MW-22**	Water	02/18/24 16:32	02/19/24 11:25
92713567012	**HAM-MW-23**	Water	02/18/24 14:15	02/19/24 11:25
92713567013	**HAM-MW-33**	Water	02/18/24 11:55	02/19/24 11:25
92713567014	**HAM-MW-34D**	Water	02/18/24 10:30	02/19/24 11:25
92713567015	**HAM-MW-37D**	Water	02/18/24 15:52	02/19/24 11:25
92713567016	**HAM-AP2-EB-01**	Water	02/18/24 17:20	02/19/24 11:25
92713567017	**HAM-AP2-FB-01**	Water	02/18/24 17:15	02/19/24 11:25
92713567018	**HAM-AP2-FD-01**	Water	02/18/24 00:00	02/19/24 11:25
92713567019	**HAM-AP2-FD-02**	Water	02/18/24 00:00	02/19/24 11:25
92713567020	**HAM-MW-35**	Water	02/19/24 11:30	02/22/24 11:10
92713567021	**HAM-MW-51**	Water	02/19/24 13:25	02/22/24 11:10
92713567022	**HAM-AP2-EB-02**	Water	02/19/24 11:50	02/22/24 11:10
92713567023	**HAM-AP2-FB-02**	Water	02/19/24 11:55	02/22/24 11:10

This report shall not be reproduced, except in full,
without the written consent of Pace Analytical Services, LLC.

Pace Analytical Services, LLC
9800 Kincey Ave. Suite 100
Huntersville, NC 28078
(704)875-9092

SAMPLE ANALYTE COUNT

Project: Plant Hammond AP-2- RAD
Pace Project No.: 92713567

Lab ID	Sample ID	Method	Analysts	Analytes Reported	Laboratory
92713567001	**HAM-HGWA-4**	EPA 9315	SLC	1	PASI-PA
		EPA 9320	ZPC	1	PASI-PA
		Total Radium Calculation	JAL	1	PASI-PA
92713567002	**HAM-HGWA-5**	EPA 9315	SLC	1	PASI-PA
		EPA 9320	ZPC	1	PASI-PA
		Total Radium Calculation	JAL	1	PASI-PA
92713567003	**HAM-HGWA-6**	EPA 9315	SLC	1	PASI-PA
		EPA 9320	ZPC	1	PASI-PA
		Total Radium Calculation	JAL	1	PASI-PA
92713567004	**HAM-HGWA-42D**	EPA 9315	SLC	1	PASI-PA
		EPA 9320	ZPC	1	PASI-PA
		Total Radium Calculation	JAL	1	PASI-PA
92713567005	**HAM-HGWC-14**	EPA 9315	SLC	1	PASI-PA
		EPA 9320	ZPC	1	PASI-PA
		Total Radium Calculation	LAL	1	PASI-PA
92713567006	**HAM-HGWC-15**	EPA 9315	SLC	1	PASI-PA
		EPA 9320	ZPC	1	PASI-PA
		Total Radium Calculation	LAL	1	PASI-PA
92713567007	**HAM-HGWC-17**	EPA 9315	SLC	1	PASI-PA
		EPA 9320	ZPC	1	PASI-PA
		Total Radium Calculation	LAL	1	PASI-PA
92713567008	**HAM-HGWC-16**	EPA 9315	SLC	1	PASI-PA
		EPA 9320	ZPC	1	PASI-PA
		Total Radium Calculation	LAL	1	PASI-PA
92713567009	**HAM-HGWC-18**	EPA 9315	SLC	1	PASI-PA
		EPA 9320	ZPC	1	PASI-PA
		Total Radium Calculation	LAL	1	PASI-PA
92713567010	**HAM-MW-21D**	EPA 9315	SLC	1	PASI-PA
		EPA 9320	ZPC	1	PASI-PA
		Total Radium Calculation	LAL	1	PASI-PA
92713567011	**HAM-MW-22**	EPA 9315	SLC	1	PASI-PA
		EPA 9320	ZPC	1	PASI-PA
		Total Radium Calculation	LAL	1	PASI-PA
92713567012	**HAM-MW-23**	EPA 9315	SLC	1	PASI-PA
		EPA 9320	ZPC	1	PASI-PA
		Total Radium Calculation	LAL	1	PASI-PA
92713567013	**HAM-MW-33**	EPA 9315	SLC	1	PASI-PA

This report shall not be reproduced, except in full,
without the written consent of Pace Analytical Services, LLC.

Pace Analytical Services, LLC
9800 Kincey Ave. Suite 100
Huntersville, NC 28078
(704)875-9092

SAMPLE ANALYTE COUNT

Project: Plant Hammond AP-2- RAD
Pace Project No.: 92713567

Lab ID	Sample ID	Method	Analysts	Analytes Reported	Laboratory
		EPA 9320	ZPC	1	PASI-PA
		Total Radium Calculation	LAL	1	PASI-PA
92713567014	**HAM-MW-34D**	EPA 9315	SLC	1	PASI-PA
		EPA 9320	ZPC	1	PASI-PA
		Total Radium Calculation	LAL	1	PASI-PA
92713567015	**HAM-MW-37D**	EPA 9315	SLC	1	PASI-PA
		EPA 9320	ZPC	1	PASI-PA
		Total Radium Calculation	LAL	1	PASI-PA
92713567016	**HAM-AP2-EB-01**	EPA 9315	SLC	1	PASI-PA
		EPA 9320	ZPC	1	PASI-PA
		Total Radium Calculation	LAL	1	PASI-PA
92713567017	**HAM-AP2-FB-01**	EPA 9315	SLC	1	PASI-PA
		EPA 9320	ZPC	1	PASI-PA
		Total Radium Calculation	LAL	1	PASI-PA
92713567018	**HAM-AP2-FD-01**	EPA 9315	SLC	1	PASI-PA
		EPA 9320	ZPC	1	PASI-PA
		Total Radium Calculation	LAL	1	PASI-PA
92713567019	**HAM-AP2-FD-02**	EPA 9315	SLC	1	PASI-PA
		EPA 9320	ZPC	1	PASI-PA
		Total Radium Calculation	LAL	1	PASI-PA
92713567020	**HAM-MW-35**	EPA 9315	SLC	1	PASI-PA
		EPA 9320	JJS1	1	PASI-PA
		Total Radium Calculation	JAL	1	PASI-PA
92713567021	**HAM-MW-51**	EPA 9315	SLC	1	PASI-PA
		EPA 9320	JJS1	1	PASI-PA
		Total Radium Calculation	JAL	1	PASI-PA
92713567022	**HAM-AP2-EB-02**	EPA 9315	SLC	1	PASI-PA
		EPA 9320	ZPC	1	PASI-PA
		Total Radium Calculation	JAL	1	PASI-PA
92713567023	**HAM-AP2-FB-02**	EPA 9315	SLC	1	PASI-PA
		EPA 9320	ZPC	1	PASI-PA
		Total Radium Calculation	JAL	1	PASI-PA

PASI-PA = Pace Analytical Services - Greensburg

This report shall not be reproduced, except in full,
without the written consent of Pace Analytical Services, LLC.

Pace Analytical Services, LLC
9800 Kincey Ave. Suite 100
Huntersville, NC 28078
(704)875-9092

SUMMARY OF DETECTION

Project: Plant Hammond AP-2- RAD
Pace Project No.: 92713567

Lab Sample ID Method	Client Sample ID Parameters	Result	Units	Report Limit	Analyzed	Qualifiers
92713567001	**HAM-HGWA-4**					
EPA 9315	Radium-226	0.161U ± 0.135 (0.248) C:92% T:NA	pCi/L		02/28/24 09:35	
EPA 9320	Radium-228	0.560U ± 0.418 (0.813) C:74% T:82%	pCi/L		03/04/24 16:36	
Total Radium Calculation	Total Radium	0.721U ± 0.553 (1.06)	pCi/L		03/05/24 14:33	
92713567002	**HAM-HGWA-5**					
EPA 9315	Radium-226	0.0243U ± 0.0772 (0.193) C:92% T:NA	pCi/L		02/28/24 09:35	
EPA 9320	Radium-228	-0.277U ± 0.334 (0.853) C:69% T:84%	pCi/L		03/04/24 16:36	
Total Radium Calculation	Total Radium	0.0243U ± 0.411 (1.05)	pCi/L		03/05/24 14:33	
92713567003	**HAM-HGWA-6**					
EPA 9315	Radium-226	0.153U ± 0.145 (0.277) C:77% T:NA	pCi/L		02/28/24 09:47	
EPA 9320	Radium-228	-0.00735U ± 0.316 (0.750) C:74% T:86%	pCi/L		03/04/24 16:36	
Total Radium Calculation	Total Radium	0.153U ± 0.461 (1.03)	pCi/L		03/05/24 14:33	
92713567004	**HAM-HGWA-42D**					
EPA 9315	Radium-226	0.168U ± 0.130 (0.228) C:91% T:NA	pCi/L		02/29/24 08:29	
EPA 9320	Radium-228	-0.0252U ± 0.328 (0.776) C:76% T:85%	pCi/L		03/04/24 16:36	
Total Radium Calculation	Total Radium	0.168U ± 0.458 (1.00)	pCi/L		03/05/24 14:33	

This report shall not be reproduced, except in full,
without the written consent of Pace Analytical Services, LLC.

Pace Analytical Services, LLC
9800 Kincey Ave. Suite 100
Huntersville, NC 28078
(704)875-9092

SUMMARY OF DETECTION

Project: Plant Hammond AP-2- RAD
Pace Project No.: 92713567

Lab Sample ID Method	Client Sample ID Parameters	Result	Units	Report Limit	Analyzed	Qualifiers
92713567005	**HAM-HGWC-14**					
EPA 9315	Radium-226	0.330 ± 0.168 (0.234) C:97% T:NA	pCi/L		03/04/24 08:37	
EPA 9320	Radium-228	0.109U ± 0.383 (0.867) C:76% T:83%	pCi/L		03/04/24 16:36	
Total Radium Calculation	Total Radium	0.439U ± 0.551 (1.10)	pCi/L		03/13/24 09:27	
92713567006	**HAM-HGWC-15**					
EPA 9315	Radium-226	-0.0658U ± 0.0736 (0.260) C:94% T:NA	pCi/L		03/04/24 10:04	
EPA 9320	Radium-228	0.576U ± 0.450 (0.883) C:76% T:81%	pCi/L		03/04/24 16:36	
Total Radium Calculation	Total Radium	0.576U ± 0.524 (1.14)	pCi/L		03/13/24 09:27	
92713567007	**HAM-HGWC-17**					
EPA 9315	Radium-226	0.0860U ± 0.114 (0.242) C:98% T:NA	pCi/L		03/04/24 08:37	
EPA 9320	Radium-228	0.547U ± 0.408 (0.787) C:75% T:84%	pCi/L		03/04/24 16:36	
Total Radium Calculation	Total Radium	0.633U ± 0.522 (1.03)	pCi/L		03/13/24 09:27	
92713567008	**HAM-HGWC-16**					
EPA 9315	Radium-226	0.0790U ± 0.128 (0.287) C:93% T:NA	pCi/L		03/04/24 08:37	
EPA 9320	Radium-228	0.169U ± 0.354 (0.784) C:76% T:84%	pCi/L		03/04/24 16:36	
Total Radium Calculation	Total Radium	0.248U ± 0.482 (1.07)	pCi/L		03/13/24 09:27	

This report shall not be reproduced, except in full,
without the written consent of Pace Analytical Services, LLC.

Pace Analytical Services, LLC
9800 Kincey Ave. Suite 100
Huntersville, NC 28078
(704)875-9092

SUMMARY OF DETECTION

Project: Plant Hammond AP-2- RAD
Pace Project No.: 92713567

Lab Sample ID Method	Client Sample ID Parameters	Result	Units	Report Limit	Analyzed	Qualifiers
92713567009	**HAM-HGWC-18**					
EPA 9315	Radium-226	0.512 ± 0.201 (0.235) C:102% T:NA	pCi/L		03/04/24 08:38	
EPA 9320	Radium-228	0.245U ± 0.351 (0.752) C:78% T:83%	pCi/L		03/04/24 16:37	
Total Radium Calculation	Total Radium	0.757U ± 0.552 (0.987)	pCi/L		03/13/24 09:27	
92713567010	**HAM-MW-21D**					
EPA 9315	Radium-226	0.127U ± 0.120 (0.225) C:91% T:NA	pCi/L		03/04/24 08:39	
EPA 9320	Radium-228	-0.192U ± 0.346 (0.861) C:72% T:81%	pCi/L		03/04/24 16:37	
Total Radium Calculation	Total Radium	0.127U ± 0.466 (1.09)	pCi/L		03/13/24 09:27	
92713567011	**HAM-MW-22**					
EPA 9315	Radium-226	0.110U ± 0.133 (0.281) C:97% T:NA	pCi/L		03/04/24 08:38	
EPA 9320	Radium-228	0.361U ± 0.372 (0.768) C:77% T:84%	pCi/L		03/04/24 16:37	
Total Radium Calculation	Total Radium	0.471U ± 0.505 (1.05)	pCi/L		03/13/24 09:27	
92713567012	**HAM-MW-23**					
EPA 9315	Radium-226	0.0259U ± 0.0791 (0.196) C:96% T:NA	pCi/L		03/04/24 08:38	
EPA 9320	Radium-228	0.313U ± 0.361 (0.756) C:77% T:84%	pCi/L		03/04/24 16:37	
Total Radium Calculation	Total Radium	0.339U ± 0.440 (0.952)	pCi/L		03/13/24 09:27	

This report shall not be reproduced, except in full,
without the written consent of Pace Analytical Services, LLC.

Pace Analytical Services, LLC
9800 Kincey Ave. Suite 100
Huntersville, NC 28078
(704)875-9092

SUMMARY OF DETECTION

Project: Plant Hammond AP-2- RAD
Pace Project No.: 92713567

Lab Sample ID Method	Client Sample ID Parameters	Result	Units	Report Limit	Analyzed	Qualifiers
92713567013	**HAM-MW-33**					
EPA 9315	Radium-226	0.405 ± 0.175 (0.203) C:101% T:NA	pCi/L		03/04/24 08:38	
EPA 9320	Radium-228	0.147U ± 0.364 (0.815) C:72% T:82%	pCi/L		03/04/24 16:37	
Total Radium Calculation	Total Radium	0.552U ± 0.539 (1.02)	pCi/L		03/13/24 09:27	
92713567014	**HAM-MW-34D**					
EPA 9315	Radium-226	0.163U ± 0.139 (0.261) C:97% T:NA	pCi/L		03/04/24 08:33	
EPA 9320	Radium-228	0.352U ± 0.433 (0.912) C:76% T:69%	pCi/L		03/04/24 16:37	
Total Radium Calculation	Total Radium	0.515U ± 0.572 (1.17)	pCi/L		03/13/24 09:27	
92713567015	**HAM-MW-37D**					
EPA 9315	Radium-226	0.219U ± 0.144 (0.232) C:95% T:NA	pCi/L		03/04/24 08:33	
EPA 9320	Radium-228	0.316U ± 0.376 (0.790) C:77% T:80%	pCi/L		03/04/24 16:37	
Total Radium Calculation	Total Radium	0.535U ± 0.520 (1.02)	pCi/L		03/13/24 09:27	
92713567016	**HAM-AP2-EB-01**					
EPA 9315	Radium-226	-0.0253U ± 0.0845 (0.253) C:89% T:NA	pCi/L		03/04/24 08:33	
EPA 9320	Radium-228	0.349U ± 0.456 (0.973) C:79% T:77%	pCi/L		03/04/24 16:37	
Total Radium Calculation	Total Radium	0.349U ± 0.541 (1.23)	pCi/L		03/13/24 09:27	

This report shall not be reproduced, except in full,
without the written consent of Pace Analytical Services, LLC.

Pace Analytical Services, LLC
9800 Kincey Ave. Suite 100
Huntersville, NC 28078
(704)875-9092

SUMMARY OF DETECTION

Project: Plant Hammond AP-2- RAD
Pace Project No.: 92713567

Lab Sample ID Method	Client Sample ID Parameters	Result	Units	Report Limit	Analyzed	Qualifiers
92713567017	**HAM-AP2-FB-01**					
EPA 9315	Radium-226	-0.000155U ± 0.0898 (0.246) C:92% T:NA	pCi/L		03/04/24 08:33	
EPA 9320	Radium-228	0.313U ± 0.337 (0.698) C:82% T:84%	pCi/L		03/04/24 16:37	
Total Radium Calculation	Total Radium	0.313U ± 0.427 (0.944)	pCi/L		03/13/24 09:27	
92713567018	**HAM-AP2-FD-01**					
EPA 9315	Radium-226	0.190U ± 0.132 (0.215) C:92% T:NA	pCi/L		03/04/24 08:34	
EPA 9320	Radium-228	0.644U ± 0.432 (0.819) C:79% T:78%	pCi/L		03/04/24 16:37	
Total Radium Calculation	Total Radium	0.834U ± 0.564 (1.03)	pCi/L		03/13/24 09:27	
92713567019	**HAM-AP2-FD-02**					
EPA 9315	Radium-226	0.151U ± 0.129 (0.231) C:88% T:NA	pCi/L		03/04/24 08:34	
EPA 9320	Radium-228	0.452U ± 0.398 (0.802) C:79% T:82%	pCi/L		03/04/24 16:38	
Total Radium Calculation	Total Radium	0.603U ± 0.527 (1.03)	pCi/L		03/13/24 09:27	
92713567020	**HAM-MW-35**					
EPA 9315	Radium-226	0.394U ± 0.257 (0.404) C:72% T:NA	pCi/L		03/11/24 08:28	
EPA 9320	Radium-228	1.04 ± 0.494 (0.826) C:70% T:81%	pCi/L		03/11/24 16:44	
Total Radium Calculation	Total Radium	1.43 ± 0.751 (1.23)	pCi/L		03/14/24 16:49	

This report shall not be reproduced, except in full,
without the written consent of Pace Analytical Services, LLC.

Pace Analytical Services, LLC
9800 Kincey Ave. Suite 100
Huntersville, NC 28078
(704)875-9092

SUMMARY OF DETECTION

Project: Plant Hammond AP-2- RAD
Pace Project No.: 92713567

Lab Sample ID Method	Client Sample ID Parameters	Result	Units	Report Limit	Analyzed	Qualifiers
92713567021	**HAM-MW-51**					
EPA 9315	Radium-226	0.145U ± 0.203 (0.444) C:92% T:NA	pCi/L		03/11/24 08:29	
EPA 9320	Radium-228	0.850U ± 0.562 (1.10) C:70% T:88%	pCi/L		03/11/24 16:44	
Total Radium Calculation	Total Radium	0.995U ± 0.765 (1.54)	pCi/L		03/14/24 16:49	
92713567022	**HAM-AP2-EB-02**					
EPA 9315	Radium-226	0.260U ± 0.200 (0.348) C:82% T:NA	pCi/L		03/11/24 08:29	
EPA 9320	Radium-228	0.338U ± 0.340 (0.698) C:73% T:86%	pCi/L		03/12/24 12:54	
Total Radium Calculation	Total Radium	0.598U ± 0.540 (1.05)	pCi/L		03/13/24 15:11	
92713567023	**HAM-AP2-FB-02**					
EPA 9315	Radium-226	0.299U ± 0.226 (0.404) C:80% T:NA	pCi/L		03/11/24 08:29	
EPA 9320	Radium-228	0.185U ± 0.452 (1.00) C:72% T:87%	pCi/L		03/12/24 12:54	
Total Radium Calculation	Total Radium	0.484U ± 0.678 (1.40)	pCi/L		03/13/24 15:11	

This report shall not be reproduced, except in full,
without the written consent of Pace Analytical Services, LLC.

Pace Analytical Services, LLC
9800 Kincey Ave. Suite 100
Huntersville, NC 28078
(704)875-9092

ANALYTICAL RESULTS - RADIOCHEMISTRY

Project: Plant Hammond AP-2- RAD
Pace Project No.: 92713567

Sample: HAM-HGWA-4 **Lab ID: 92713567001** Collected: 02/13/24 16:50 Received: 02/14/24 14:50 Matrix: Water
PWS: Site ID: Sample Type:

Parameters	Method	Act ± Unc (MDC) Carr Trac	Units	Analyzed	CAS No.	Qual
	Pace Analytical Services - Greensburg					
Radium-226	EPA 9315	**0.161U ± 0.135 (0.248) C:92% T:NA**	pCi/L	02/28/24 09:35	13982-63-3	
	Pace Analytical Services - Greensburg					
Radium-228	EPA 9320	**0.560U ± 0.418 (0.813) C:74% T:82%**	pCi/L	03/04/24 16:36	15262-20-1	
	Pace Analytical Services - Greensburg					
Total Radium	Total Radium Calculation	**0.721U ± 0.553 (1.06)**	pCi/L	03/05/24 14:33	7440-14-4	

This report shall not be reproduced, except in full,
without the written consent of Pace Analytical Services, LLC.

Pace Analytical Services, LLC
9800 Kincey Ave. Suite 100
Huntersville, NC 28078
(704)875-9092

ANALYTICAL RESULTS - RADIOCHEMISTRY

Project: Plant Hammond AP-2- RAD
Pace Project No.: 92713567

Sample: HAM-HGWA-5 **Lab ID: 92713567002** Collected: 02/13/24 16:54 Received: 02/14/24 14:50 Matrix: Water
PWS: Site ID: Sample Type:

Parameters	Method	Act ± Unc (MDC) Carr Trac	Units	Analyzed	CAS No.	Qual
	Pace Analytical Services - Greensburg					
Radium-226	EPA 9315	**0.0243U ± 0.0772 (0.193) C:92% T:NA**	pCi/L	02/28/24 09:35	13982-63-3	
	Pace Analytical Services - Greensburg					
Radium-228	EPA 9320	**-0.277U ± 0.334 (0.853) C:69% T:84%**	pCi/L	03/04/24 16:36	15262-20-1	
	Pace Analytical Services - Greensburg					
Total Radium	Total Radium Calculation	**0.0243U ± 0.411 (1.05)**	pCi/L	03/05/24 14:33	7440-14-4	

This report shall not be reproduced, except in full,
without the written consent of Pace Analytical Services, LLC.

Pace Analytical Services, LLC
9800 Kincey Ave. Suite 100
Huntersville, NC 28078
(704)875-9092

ANALYTICAL RESULTS - RADIOCHEMISTRY

Project: Plant Hammond AP-2- RAD
Pace Project No.: 92713567

Sample: HAM-HGWA-6 **Lab ID: 92713567003** Collected: 02/13/24 18:19 Received: 02/14/24 14:50 Matrix: Water
PWS: Site ID: Sample Type:

Parameters	Method	Act ± Unc (MDC) Carr Trac	Units	Analyzed	CAS No.	Qual
	Pace Analytical Services - Greensburg					
Radium-226	EPA 9315	**0.153U ± 0.145 (0.277) C:77% T:NA**	pCi/L	02/28/24 09:47	13982-63-3	
	Pace Analytical Services - Greensburg					
Radium-228	EPA 9320	**-0.00735U ± 0.316 (0.750) C:74% T:86%**	pCi/L	03/04/24 16:36	15262-20-1	
	Pace Analytical Services - Greensburg					
Total Radium	Total Radium Calculation	**0.153U ± 0.461 (1.03)**	pCi/L	03/05/24 14:33	7440-14-4	

This report shall not be reproduced, except in full,
without the written consent of Pace Analytical Services, LLC.

Pace Analytical Services, LLC
9800 Kincey Ave. Suite 100
Huntersville, NC 28078
(704)875-9092

ANALYTICAL RESULTS - RADIOCHEMISTRY

Project: Plant Hammond AP-2- RAD
Pace Project No.: 92713567

Sample: HAM-HGWA-42D **Lab ID: 92713567004** Collected: 02/13/24 18:20 Received: 02/14/24 14:50 Matrix: Water
PWS: Site ID: Sample Type:

Parameters	Method	Act ± Unc (MDC) Carr Trac	Units	Analyzed	CAS No.	Qual
	Pace Analytical Services - Greensburg					
Radium-226	EPA 9315	**0.168U ± 0.130 (0.228) C:91% T:NA**	pCi/L	02/29/24 08:29	13982-63-3	
	Pace Analytical Services - Greensburg					
Radium-228	EPA 9320	**-0.0252U ± 0.328 (0.776) C:76% T:85%**	pCi/L	03/04/24 16:36	15262-20-1	
	Pace Analytical Services - Greensburg					
Total Radium	Total Radium Calculation	**0.168U ± 0.458 (1.00)**	pCi/L	03/05/24 14:33	7440-14-4	

This report shall not be reproduced, except in full,
without the written consent of Pace Analytical Services, LLC.

Pace Analytical Services, LLC
9800 Kincey Ave. Suite 100
Huntersville, NC 28078
(704)875-9092

ANALYTICAL RESULTS - RADIOCHEMISTRY

Project: Plant Hammond AP-2- RAD
Pace Project No.: 92713567

Sample: HAM-HGWC-14 **Lab ID: 92713567005** Collected: 02/17/24 12:25 Received: 02/19/24 11:25 Matrix: Water
PWS: Site ID: Sample Type:

Parameters	Method	Act ± Unc (MDC) Carr Trac	Units	Analyzed	CAS No.	Qual
	Pace Analytical Services - Greensburg					
Radium-226	EPA 9315	**0.330 ± 0.168 (0.234) C:97% T:NA**	pCi/L	03/04/24 08:37	13982-63-3	
	Pace Analytical Services - Greensburg					
Radium-228	EPA 9320	**0.109U ± 0.383 (0.867) C:76% T:83%**	pCi/L	03/04/24 16:36	15262-20-1	
	Pace Analytical Services - Greensburg					
Total Radium	Total Radium Calculation	**0.439U ± 0.551 (1.10)**	pCi/L	03/13/24 09:27	7440-14-4	

This report shall not be reproduced, except in full,
without the written consent of Pace Analytical Services, LLC.

Pace Analytical Services, LLC
9800 Kincey Ave. Suite 100
Huntersville, NC 28078
(704)875-9092

ANALYTICAL RESULTS - RADIOCHEMISTRY

Project: Plant Hammond AP-2- RAD
Pace Project No.: 92713567

Sample: HAM-HGWC-15 **Lab ID: 92713567006** Collected: 02/17/24 16:15 Received: 02/19/24 11:25 Matrix: Water
PWS: Site ID: Sample Type:

Parameters	Method	Act ± Unc (MDC) Carr Trac	Units	Analyzed	CAS No.	Qual
	Pace Analytical Services - Greensburg					
Radium-226	EPA 9315	**-0.0658U ± 0.0736 (0.260) C:94% T:NA**	pCi/L	03/04/24 10:04	13982-63-3	
	Pace Analytical Services - Greensburg					
Radium-228	EPA 9320	**0.576U ± 0.450 (0.883) C:76% T:81%**	pCi/L	03/04/24 16:36	15262-20-1	
	Pace Analytical Services - Greensburg					
Total Radium	Total Radium Calculation	**0.576U ± 0.524 (1.14)**	pCi/L	03/13/24 09:27	7440-14-4	

This report shall not be reproduced, except in full,
without the written consent of Pace Analytical Services, LLC.

Pace Analytical Services, LLC
9800 Kincey Ave. Suite 100
Huntersville, NC 28078
(704)875-9092

ANALYTICAL RESULTS - RADIOCHEMISTRY

Project: Plant Hammond AP-2- RAD
Pace Project No.: 92713567

Sample: HAM-HGWC-17 **Lab ID: 92713567007** Collected: 02/17/24 14:50 Received: 02/19/24 11:25 Matrix: Water
PWS: Site ID: Sample Type:

Parameters	Method	Act ± Unc (MDC) Carr Trac	Units	Analyzed	CAS No.	Qual
	Pace Analytical Services - Greensburg					
Radium-226	EPA 9315	**0.0860U ± 0.114 (0.242) C:98% T:NA**	pCi/L	03/04/24 08:37	13982-63-3	
	Pace Analytical Services - Greensburg					
Radium-228	EPA 9320	**0.547U ± 0.408 (0.787) C:75% T:84%**	pCi/L	03/04/24 16:36	15262-20-1	
	Pace Analytical Services - Greensburg					
Total Radium	Total Radium Calculation	**0.633U ± 0.522 (1.03)**	pCi/L	03/13/24 09:27	7440-14-4	

This report shall not be reproduced, except in full,
without the written consent of Pace Analytical Services, LLC.

Pace Analytical Services, LLC
9800 Kincey Ave. Suite 100
Huntersville, NC 28078
(704)875-9092

ANALYTICAL RESULTS - RADIOCHEMISTRY

Project: Plant Hammond AP-2- RAD
Pace Project No.: 92713567

Sample: HAM-HGWC-16 **Lab ID: 92713567008** Collected: 02/18/24 17:32 Received: 02/19/24 11:25 Matrix: Water
PWS: Site ID: Sample Type:

Parameters	Method	Act ± Unc (MDC) Carr Trac	Units	Analyzed	CAS No.	Qual
	Pace Analytical Services - Greensburg					
Radium-226	EPA 9315	**0.0790U ± 0.128 (0.287) C:93% T:NA**	pCi/L	03/04/24 08:37	13982-63-3	
	Pace Analytical Services - Greensburg					
Radium-228	EPA 9320	**0.169U ± 0.354 (0.784) C:76% T:84%**	pCi/L	03/04/24 16:36	15262-20-1	
	Pace Analytical Services - Greensburg					
Total Radium	Total Radium Calculation	**0.248U ± 0.482 (1.07)**	pCi/L	03/13/24 09:27	7440-14-4	

This report shall not be reproduced, except in full,
without the written consent of Pace Analytical Services, LLC.

Pace Analytical Services, LLC
9800 Kincey Ave. Suite 100
Huntersville, NC 28078
(704)875-9092

ANALYTICAL RESULTS - RADIOCHEMISTRY

Project: Plant Hammond AP-2- RAD
Pace Project No.: 92713567

Sample: HAM-HGWC-18 **Lab ID: 92713567009** Collected: 02/18/24 10:05 Received: 02/19/24 11:25 Matrix: Water
PWS: Site ID: Sample Type:

Parameters	Method	Act ± Unc (MDC) Carr Trac	Units	Analyzed	CAS No.	Qual
	Pace Analytical Services - Greensburg					
Radium-226	EPA 9315	**0.512 ± 0.201 (0.235) C:102% T:NA**	pCi/L	03/04/24 08:38	13982-63-3	
	Pace Analytical Services - Greensburg					
Radium-228	EPA 9320	**0.245U ± 0.351 (0.752) C:78% T:83%**	pCi/L	03/04/24 16:37	15262-20-1	
	Pace Analytical Services - Greensburg					
Total Radium	Total Radium Calculation	**0.757U ± 0.552 (0.987)**	pCi/L	03/13/24 09:27	7440-14-4	

This report shall not be reproduced, except in full,
without the written consent of Pace Analytical Services, LLC.

Pace Analytical Services, LLC
9800 Kincey Ave. Suite 100
Huntersville, NC 28078
(704)875-9092

ANALYTICAL RESULTS - RADIOCHEMISTRY

Project: Plant Hammond AP-2- RAD
Pace Project No.: 92713567

Sample: HAM-MW-21D **Lab ID: 92713567010** Collected: 02/18/24 13:30 Received: 02/19/24 11:25 Matrix: Water
PWS: Site ID: Sample Type:

Parameters	Method	Act ± Unc (MDC) Carr Trac	Units	Analyzed	CAS No.	Qual
	Pace Analytical Services - Greensburg					
Radium-226	EPA 9315	**0.127U ± 0.120 (0.225) C:91% T:NA**	pCi/L	03/04/24 08:39	13982-63-3	
	Pace Analytical Services - Greensburg					
Radium-228	EPA 9320	**-0.192U ± 0.346 (0.861) C:72% T:81%**	pCi/L	03/04/24 16:37	15262-20-1	
	Pace Analytical Services - Greensburg					
Total Radium	Total Radium Calculation	**0.127U ± 0.466 (1.09)**	pCi/L	03/13/24 09:27	7440-14-4	

This report shall not be reproduced, except in full,
without the written consent of Pace Analytical Services, LLC.

Pace Analytical Services, LLC
9800 Kincey Ave. Suite 100
Huntersville, NC 28078
(704)875-9092

ANALYTICAL RESULTS - RADIOCHEMISTRY

Project: Plant Hammond AP-2- RAD
Pace Project No.: 92713567

Sample: HAM-MW-22 **Lab ID: 92713567011** Collected: 02/18/24 16:32 Received: 02/19/24 11:25 Matrix: Water
PWS: Site ID: Sample Type:

Parameters	Method	Act ± Unc (MDC) Carr Trac	Units	Analyzed	CAS No.	Qual
	Pace Analytical Services - Greensburg					
Radium-226	EPA 9315	**0.110U ± 0.133 (0.281) C:97% T:NA**	pCi/L	03/04/24 08:38	13982-63-3	
	Pace Analytical Services - Greensburg					
Radium-228	EPA 9320	**0.361U ± 0.372 (0.768) C:77% T:84%**	pCi/L	03/04/24 16:37	15262-20-1	
	Pace Analytical Services - Greensburg					
Total Radium	Total Radium Calculation	**0.471U ± 0.505 (1.05)**	pCi/L	03/13/24 09:27	7440-14-4	

This report shall not be reproduced, except in full,
without the written consent of Pace Analytical Services, LLC.

Pace Analytical Services, LLC
9800 Kincey Ave. Suite 100
Huntersville, NC 28078
(704)875-9092

ANALYTICAL RESULTS - RADIOCHEMISTRY

Project: Plant Hammond AP-2- RAD
Pace Project No.: 92713567

Sample: HAM-MW-23 **Lab ID: 92713567012** Collected: 02/18/24 14:15 Received: 02/19/24 11:25 Matrix: Water
PWS: Site ID: Sample Type:

Parameters	Method	Act ± Unc (MDC) Carr Trac	Units	Analyzed	CAS No.	Qual
	Pace Analytical Services - Greensburg					
Radium-226	EPA 9315	**0.0259U ± 0.0791 (0.196) C:96% T:NA**	pCi/L	03/04/24 08:38	13982-63-3	
	Pace Analytical Services - Greensburg					
Radium-228	EPA 9320	**0.313U ± 0.361 (0.756) C:77% T:84%**	pCi/L	03/04/24 16:37	15262-20-1	
	Pace Analytical Services - Greensburg					
Total Radium	Total Radium Calculation	**0.339U ± 0.440 (0.952)**	pCi/L	03/13/24 09:27	7440-14-4	

This report shall not be reproduced, except in full,
without the written consent of Pace Analytical Services, LLC.

Pace Analytical Services, LLC
9800 Kincey Ave. Suite 100
Huntersville, NC 28078
(704)875-9092

ANALYTICAL RESULTS - RADIOCHEMISTRY

Project: Plant Hammond AP-2- RAD
Pace Project No.: 92713567

Sample: HAM-MW-33 **Lab ID: 92713567013** Collected: 02/18/24 11:55 Received: 02/19/24 11:25 Matrix: Water
PWS: Site ID: Sample Type:

Parameters	Method	Act ± Unc (MDC) Carr Trac	Units	Analyzed	CAS No.	Qual
	Pace Analytical Services - Greensburg					
Radium-226	EPA 9315	**0.405 ± 0.175 (0.203) C:101% T:NA**	pCi/L	03/04/24 08:38	13982-63-3	
	Pace Analytical Services - Greensburg					
Radium-228	EPA 9320	**0.147U ± 0.364 (0.815) C:72% T:82%**	pCi/L	03/04/24 16:37	15262-20-1	
	Pace Analytical Services - Greensburg					
Total Radium	Total Radium Calculation	**0.552U ± 0.539 (1.02)**	pCi/L	03/13/24 09:27	7440-14-4	

This report shall not be reproduced, except in full,
without the written consent of Pace Analytical Services, LLC.

Pace Analytical Services, LLC
9800 Kincey Ave. Suite 100
Huntersville, NC 28078
(704)875-9092

ANALYTICAL RESULTS - RADIOCHEMISTRY

Project: Plant Hammond AP-2- RAD
Pace Project No.: 92713567

Sample: HAM-MW-34D **Lab ID: 92713567014** Collected: 02/18/24 10:30 Received: 02/19/24 11:25 Matrix: Water
PWS: Site ID: Sample Type:

Parameters	Method	Act ± Unc (MDC) Carr Trac	Units	Analyzed	CAS No.	Qual
	Pace Analytical Services - Greensburg					
Radium-226	EPA 9315	**0.163U ± 0.139 (0.261)** **C:97% T:NA**	pCi/L	03/04/24 08:33	13982-63-3	
	Pace Analytical Services - Greensburg					
Radium-228	EPA 9320	**0.352U ± 0.433 (0.912)** **C:76% T:69%**	pCi/L	03/04/24 16:37	15262-20-1	
	Pace Analytical Services - Greensburg					
Total Radium	Total Radium Calculation	**0.515U ± 0.572 (1.17)**	pCi/L	03/13/24 09:27	7440-14-4	

This report shall not be reproduced, except in full,
without the written consent of Pace Analytical Services, LLC.

Pace Analytical Services, LLC
9800 Kincey Ave. Suite 100
Huntersville, NC 28078
(704)875-9092

ANALYTICAL RESULTS - RADIOCHEMISTRY

Project: Plant Hammond AP-2- RAD
Pace Project No.: 92713567

Sample: HAM-MW-37D **Lab ID: 92713567015** Collected: 02/18/24 15:52 Received: 02/19/24 11:25 Matrix: Water
PWS: Site ID: Sample Type:

Parameters	Method	Act ± Unc (MDC) Carr Trac	Units	Analyzed	CAS No.	Qual
	Pace Analytical Services - Greensburg					
Radium-226	EPA 9315	**0.219U ± 0.144 (0.232) C:95% T:NA**	pCi/L	03/04/24 08:33	13982-63-3	
	Pace Analytical Services - Greensburg					
Radium-228	EPA 9320	**0.316U ± 0.376 (0.790) C:77% T:80%**	pCi/L	03/04/24 16:37	15262-20-1	
	Pace Analytical Services - Greensburg					
Total Radium	Total Radium Calculation	**0.535U ± 0.520 (1.02)**	pCi/L	03/13/24 09:27	7440-14-4	

This report shall not be reproduced, except in full,
without the written consent of Pace Analytical Services, LLC.

Pace Analytical Services, LLC
9800 Kincey Ave. Suite 100
Huntersville, NC 28078
(704)875-9092

ANALYTICAL RESULTS - RADIOCHEMISTRY

Project: Plant Hammond AP-2- RAD
Pace Project No.: 92713567

Sample: HAM-AP2-EB-01 **Lab ID: 92713567016** Collected: 02/18/24 17:20 Received: 02/19/24 11:25 Matrix: Water
PWS: Site ID: Sample Type:

Parameters	Method	Act ± Unc (MDC) Carr Trac	Units	Analyzed	CAS No.	Qual
	Pace Analytical Services - Greensburg					
Radium-226	EPA 9315	**-0.0253U ± 0.0845 (0.253) C:89% T:NA**	pCi/L	03/04/24 08:33	13982-63-3	
	Pace Analytical Services - Greensburg					
Radium-228	EPA 9320	**0.349U ± 0.456 (0.973) C:79% T:77%**	pCi/L	03/04/24 16:37	15262-20-1	
	Pace Analytical Services - Greensburg					
Total Radium	Total Radium Calculation	**0.349U ± 0.541 (1.23)**	pCi/L	03/13/24 09:27	7440-14-4	

This report shall not be reproduced, except in full,
without the written consent of Pace Analytical Services, LLC.

Pace Analytical Services, LLC
9800 Kincey Ave. Suite 100
Huntersville, NC 28078
(704)875-9092

ANALYTICAL RESULTS - RADIOCHEMISTRY

Project: Plant Hammond AP-2- RAD
Pace Project No.: 92713567

Sample: HAM-AP2-FB-01 **Lab ID: 92713567017** Collected: 02/18/24 17:15 Received: 02/19/24 11:25 Matrix: Water
PWS: Site ID: Sample Type:

Parameters	Method	Act ± Unc (MDC) Carr Trac	Units	Analyzed	CAS No.	Qual
	Pace Analytical Services - Greensburg					
Radium-226	EPA 9315	**-0.000155U ± 0.0898 (0.246) C:92% T:NA**	pCi/L	03/04/24 08:33	13982-63-3	
	Pace Analytical Services - Greensburg					
Radium-228	EPA 9320	**0.313U ± 0.337 (0.698) C:82% T:84%**	pCi/L	03/04/24 16:37	15262-20-1	
	Pace Analytical Services - Greensburg					
Total Radium	Total Radium Calculation	**0.313U ± 0.427 (0.944)**	pCi/L	03/13/24 09:27	7440-14-4	

This report shall not be reproduced, except in full,
without the written consent of Pace Analytical Services, LLC.

Pace Analytical Services, LLC
9800 Kincey Ave. Suite 100
Huntersville, NC 28078
(704)875-9092

ANALYTICAL RESULTS - RADIOCHEMISTRY

Project: Plant Hammond AP-2- RAD
Pace Project No.: 92713567

Sample: HAM-AP2-FD-01 **Lab ID: 92713567018** Collected: 02/18/24 00:00 Received: 02/19/24 11:25 Matrix: Water
PWS: Site ID: Sample Type:

Parameters	Method	Act ± Unc (MDC) Carr Trac	Units	Analyzed	CAS No.	Qual
	Pace Analytical Services - Greensburg					
Radium-226	EPA 9315	**0.190U ± 0.132 (0.215)** **C:92% T:NA**	pCi/L	03/04/24 08:34	13982-63-3	
	Pace Analytical Services - Greensburg					
Radium-228	EPA 9320	**0.644U ± 0.432 (0.819)** **C:79% T:78%**	pCi/L	03/04/24 16:37	15262-20-1	
	Pace Analytical Services - Greensburg					
Total Radium	Total Radium Calculation	**0.834U ± 0.564 (1.03)**	pCi/L	03/13/24 09:27	7440-14-4	

This report shall not be reproduced, except in full,
without the written consent of Pace Analytical Services, LLC.

Pace Analytical Services, LLC
9800 Kincey Ave. Suite 100
Huntersville, NC 28078
(704)875-9092

ANALYTICAL RESULTS - RADIOCHEMISTRY

Project: Plant Hammond AP-2- RAD
Pace Project No.: 92713567

Sample: HAM-AP2-FD-02 **Lab ID: 92713567019** Collected: 02/18/24 00:00 Received: 02/19/24 11:25 Matrix: Water
PWS: Site ID: Sample Type:

Parameters	Method	Act ± Unc (MDC) Carr Trac	Units	Analyzed	CAS No.	Qual
	Pace Analytical Services - Greensburg					
Radium-226	EPA 9315	**0.151U ± 0.129 (0.231)** **C:88% T:NA**	pCi/L	03/04/24 08:34	13982-63-3	
	Pace Analytical Services - Greensburg					
Radium-228	EPA 9320	**0.452U ± 0.398 (0.802)** **C:79% T:82%**	pCi/L	03/04/24 16:38	15262-20-1	
	Pace Analytical Services - Greensburg					
Total Radium	Total Radium Calculation	**0.603U ± 0.527 (1.03)**	pCi/L	03/13/24 09:27	7440-14-4	

This report shall not be reproduced, except in full,
without the written consent of Pace Analytical Services, LLC.

Pace Analytical Services, LLC
9800 Kincey Ave. Suite 100
Huntersville, NC 28078
(704)875-9092

ANALYTICAL RESULTS - RADIOCHEMISTRY

Project: Plant Hammond AP-2- RAD
Pace Project No.: 92713567

Sample: HAM-MW-35 **Lab ID: 92713567020** Collected: 02/19/24 11:30 Received: 02/22/24 11:10 Matrix: Water
PWS: Site ID: Sample Type:

Parameters	Method	Act ± Unc (MDC) Carr Trac	Units	Analyzed	CAS No.	Qual
	Pace Analytical Services - Greensburg					
Radium-226	EPA 9315	**0.394U ± 0.257 (0.404) C:72% T:NA**	pCi/L	03/11/24 08:28	13982-63-3	
	Pace Analytical Services - Greensburg					
Radium-228	EPA 9320	**1.04 ± 0.494 (0.826) C:70% T:81%**	pCi/L	03/11/24 16:44	15262-20-1	
	Pace Analytical Services - Greensburg					
Total Radium	Total Radium Calculation	**1.43 ± 0.751 (1.23)**	pCi/L	03/14/24 16:49	7440-14-4	

This report shall not be reproduced, except in full,
without the written consent of Pace Analytical Services, LLC.

Pace Analytical Services, LLC
9800 Kincey Ave. Suite 100
Huntersville, NC 28078
(704)875-9092

ANALYTICAL RESULTS - RADIOCHEMISTRY

Project: Plant Hammond AP-2- RAD
Pace Project No.: 92713567

Sample: HAM-MW-51 **Lab ID: 92713567021** Collected: 02/19/24 13:25 Received: 02/22/24 11:10 Matrix: Water
PWS: Site ID: Sample Type:

Parameters	Method	Act ± Unc (MDC) Carr Trac	Units	Analyzed	CAS No.	Qual
	Pace Analytical Services - Greensburg					
Radium-226	EPA 9315	**0.145U ± 0.203 (0.444)** **C:92% T:NA**	pCi/L	03/11/24 08:29	13982-63-3	
	Pace Analytical Services - Greensburg					
Radium-228	EPA 9320	**0.850U ± 0.562 (1.10)** **C:70% T:88%**	pCi/L	03/11/24 16:44	15262-20-1	
	Pace Analytical Services - Greensburg					
Total Radium	Total Radium Calculation	**0.995U ± 0.765 (1.54)**	pCi/L	03/14/24 16:49	7440-14-4	

This report shall not be reproduced, except in full,
without the written consent of Pace Analytical Services, LLC.

Pace Analytical Services, LLC
9800 Kincey Ave. Suite 100
Huntersville, NC 28078
(704)875-9092

ANALYTICAL RESULTS - RADIOCHEMISTRY

Project: Plant Hammond AP-2- RAD
Pace Project No.: 92713567

Sample: HAM-AP2-EB-02 **Lab ID: 92713567022** Collected: 02/19/24 11:50 Received: 02/22/24 11:10 Matrix: Water
PWS: Site ID: Sample Type:

Parameters	Method	Act ± Unc (MDC) Carr Trac	Units	Analyzed	CAS No.	Qual
	Pace Analytical Services - Greensburg					
Radium-226	EPA 9315	**0.260U ± 0.200 (0.348)** **C:82% T:NA**	pCi/L	03/11/24 08:29	13982-63-3	
	Pace Analytical Services - Greensburg					
Radium-228	EPA 9320	**0.338U ± 0.340 (0.698)** **C:73% T:86%**	pCi/L	03/12/24 12:54	15262-20-1	
	Pace Analytical Services - Greensburg					
Total Radium	Total Radium Calculation	**0.598U ± 0.540 (1.05)**	pCi/L	03/13/24 15:11	7440-14-4	

This report shall not be reproduced, except in full,
without the written consent of Pace Analytical Services, LLC.

Pace Analytical Services, LLC
9800 Kincey Ave. Suite 100
Huntersville, NC 28078
(704)875-9092

ANALYTICAL RESULTS - RADIOCHEMISTRY

Project: Plant Hammond AP-2- RAD
Pace Project No.: 92713567

Sample: HAM-AP2-FB-02 **Lab ID: 92713567023** Collected: 02/19/24 11:55 Received: 02/22/24 11:10 Matrix: Water
PWS: Site ID: Sample Type:

Parameters	Method	Act ± Unc (MDC) Carr Trac	Units	Analyzed	CAS No.	Qual
	Pace Analytical Services - Greensburg					
Radium-226	EPA 9315	**0.299U ± 0.226 (0.404)** **C:80% T:NA**	pCi/L	03/11/24 08:29	13982-63-3	
	Pace Analytical Services - Greensburg					
Radium-228	EPA 9320	**0.185U ± 0.452 (1.00)** **C:72% T:87%**	pCi/L	03/12/24 12:54	15262-20-1	
	Pace Analytical Services - Greensburg					
Total Radium	Total Radium Calculation	**0.484U ± 0.678 (1.40)**	pCi/L	03/13/24 15:11	7440-14-4	

This report shall not be reproduced, except in full,
without the written consent of Pace Analytical Services, LLC.

Pace Analytical Services, LLC
9800 Kincey Ave. Suite 100
Huntersville, NC 28078
(704)875-9092

QUALITY CONTROL - RADIOCHEMISTRY

Project: Plant Hammond AP-2- RAD
Pace Project No.: 92713567

QC Batch: 651836
QC Batch Method: EPA 9320
Analysis Method: EPA 9320
Analysis Description: 9320 Radium 228
Laboratory: Pace Analytical Services - Greensburg
Associated Lab Samples: 92713567022, 92713567023

METHOD BLANK: 3175611
Matrix: Water
Associated Lab Samples: 92713567022, 92713567023

Parameter	Act ± Unc (MDC) Carr Trac	Units	Analyzed	Qualifiers
Radium-228	0.173 ± 0.373 (0.826) C:73% T:85%	pCi/L	03/12/24 12:53	

Results presented on this page are in the units indicated by the "Units" column except where an alternate unit is presented to the right of the result.

This report shall not be reproduced, except in full,
without the written consent of Pace Analytical Services, LLC.

Pace Analytical Services, LLC
9800 Kincey Ave. Suite 100
Huntersville, NC 28078
(704)875-9092

QUALITY CONTROL - RADIOCHEMISTRY

Project: Plant Hammond AP-2- RAD
Pace Project No.: 92713567

QC Batch: 650487
QC Batch Method: EPA 9315
Analysis Method: EPA 9315
Analysis Description: 9315 Total Radium
Laboratory: Pace Analytical Services - Greensburg

Associated Lab Samples: 92713567005, 92713567006, 92713567007, 92713567008, 92713567009, 92713567010, 92713567011, 92713567012, 92713567013, 92713567014, 92713567015, 92713567016, 92713567017, 92713567018, 92713567019

METHOD BLANK: 3169758
Matrix: Water

Associated Lab Samples: 92713567005, 92713567006, 92713567007, 92713567008, 92713567009, 92713567010, 92713567011, 92713567012, 92713567013, 92713567014, 92713567015, 92713567016, 92713567017, 92713567018, 92713567019

Parameter	Act ± Unc (MDC) Carr Trac	Units	Analyzed	Qualifiers
Radium-226	0.0267 ± 0.104 (0.260) C:93% T:NA	pCi/L	03/04/24 08:31	

Results presented on this page are in the units indicated by the "Units" column except where an alternate unit is presented to the right of the result.

This report shall not be reproduced, except in full,
without the written consent of Pace Analytical Services, LLC.

Pace Analytical Services, LLC
9800 Kincey Ave. Suite 100
Huntersville, NC 28078
(704)875-9092

QUALITY CONTROL - RADIOCHEMISTRY

Project: Plant Hammond AP-2- RAD
Pace Project No.: 92713567

QC Batch: 650435
QC Batch Method: EPA 9320
Analysis Method: EPA 9320
Analysis Description: 9320 Radium 228
Laboratory: Pace Analytical Services - Greensburg

Associated Lab Samples: 92713567001, 92713567002, 92713567003, 92713567004, 92713567005, 92713567006, 92713567007, 92713567008, 92713567009, 92713567010, 92713567011, 92713567012, 92713567013, 92713567014, 92713567015, 92713567016, 92713567017, 92713567018, 92713567019

METHOD BLANK: 3169514
Matrix: Water

Associated Lab Samples: 92713567001, 92713567002, 92713567003, 92713567004, 92713567005, 92713567006, 92713567007, 92713567008, 92713567009, 92713567010, 92713567011, 92713567012, 92713567013, 92713567014, 92713567015, 92713567016, 92713567017, 92713567018, 92713567019

Parameter	Act ± Unc (MDC) Carr Trac	Units	Analyzed	Qualifiers
Radium-228	0.0285 ± 0.329 (0.768) C:71% T:85%	pCi/L	03/04/24 16:38	

Results presented on this page are in the units indicated by the "Units" column except where an alternate unit is presented to the right of the result.

This report shall not be reproduced, except in full,
without the written consent of Pace Analytical Services, LLC.

Pace Analytical Services, LLC
9800 Kincey Ave. Suite 100
Huntersville, NC 28078
(704)875-9092

QUALITY CONTROL - RADIOCHEMISTRY

Project: Plant Hammond AP-2- RAD
Pace Project No.: 92713567

QC Batch: 649569
QC Batch Method: EPA 9315
Analysis Method: EPA 9315
Analysis Description: 9315 Total Radium
Laboratory: Pace Analytical Services - Greensburg
Associated Lab Samples: 92713567001, 92713567002, 92713567003, 92713567004

METHOD BLANK: 3165288
Matrix: Water
Associated Lab Samples: 92713567001, 92713567002, 92713567003, 92713567004

Parameter	Act ± Unc (MDC) Carr Trac	Units	Analyzed	Qualifiers
Radium-226	0.0147 ± 0.129 (0.325) C:96% T:NA	pCi/L	02/28/24 07:38	

Results presented on this page are in the units indicated by the "Units" column except where an alternate unit is presented to the right of the result.

This report shall not be reproduced, except in full,
without the written consent of Pace Analytical Services, LLC.

Pace Analytical Services, LLC
9800 Kincey Ave. Suite 100
Huntersville, NC 28078
(704)875-9092

QUALITY CONTROL - RADIOCHEMISTRY

Project: Plant Hammond AP-2- RAD
Pace Project No.: 92713567

QC Batch: 651197
QC Batch Method: EPA 9315
Analysis Method: EPA 9315
Analysis Description: 9315 Total Radium
Laboratory: Pace Analytical Services - Greensburg
Associated Lab Samples: 92713567020, 92713567021, 92713567022, 92713567023

METHOD BLANK: 3172766
Matrix: Water
Associated Lab Samples: 92713567020, 92713567021, 92713567022, 92713567023

Parameter	Act ± Unc (MDC) Carr Trac	Units	Analyzed	Qualifiers
Radium-226	0.0136 ± 0.137 (0.359) C:89% T:NA	pCi/L	03/11/24 10:01	

Results presented on this page are in the units indicated by the "Units" column except where an alternate unit is presented to the right of the result.

This report shall not be reproduced, except in full,
without the written consent of Pace Analytical Services, LLC.

Pace Analytical Services, LLC
9800 Kincey Ave. Suite 100
Huntersville, NC 28078
(704)875-9092

QUALITY CONTROL - RADIOCHEMISTRY

Project: Plant Hammond AP-2- RAD
Pace Project No.: 92713567

QC Batch: 651359
QC Batch Method: EPA 9320
Analysis Method: EPA 9320
Analysis Description: 9320 Radium 228
Laboratory: Pace Analytical Services - Greensburg
Associated Lab Samples: 92713567020, 92713567021

METHOD BLANK: 3173423
Matrix: Water
Associated Lab Samples: 92713567020, 92713567021

Parameter	Act ± Unc (MDC) Carr Trac	Units	Analyzed	Qualifiers
Radium-228	0.310 ± 0.405 (0.865) C:73% T:92%	pCi/L	03/11/24 16:47	

Results presented on this page are in the units indicated by the "Units" column except where an alternate unit is presented to the right of the result.

This report shall not be reproduced, except in full,
without the written consent of Pace Analytical Services, LLC.

Pace Analytical Services, LLC
9800 Kincey Ave. Suite 100
Huntersville, NC 28078
(704)875-9092

QUALIFIERS

Project: Plant Hammond AP-2- RAD
Pace Project No.: 92713567

DEFINITIONS

DF - Dilution Factor, if reported, represents the factor applied to the reported data due to dilution of the sample aliquot.

ND - Not Detected at or above adjusted reporting limit.

TNTC - Too Numerous To Count

J - Estimated concentration above the adjusted method detection limit and below the adjusted reporting limit.

MDL - Adjusted Method Detection Limit.

PQL - Practical Quantitation Limit.

RL - Reporting Limit - The lowest concentration value that meets project requirements for quantitative data with known precision and bias for a specific analyte in a specific matrix.

S - Surrogate

1,2-Diphenylhydrazine decomposes to and cannot be separated from Azobenzene using Method 8270. The result for each analyte is a combined concentration.

Consistent with EPA guidelines, unrounded data are displayed and have been used to calculate % recovery and RPD values.

LCS(D) - Laboratory Control Sample (Duplicate)

MS(D) - Matrix Spike (Duplicate)

DUP - Sample Duplicate

RPD - Relative Percent Difference

NC - Not Calculable.

SG - Silica Gel - Clean-Up

U - Indicates the compound was analyzed for, but not detected.

Acid preservation may not be appropriate for 2 Chloroethylvinyl ether.

A separate vial preserved to a pH of 4-5 is recommended in SW846 Chapter 4 for the analysis of Acrolein and Acrylonitrile by EPA Method 8260.

N-Nitrosodiphenylamine decomposes and cannot be separated from Diphenylamine using Method 8270. The result reported for each analyte is a combined concentration.

Reported results are not rounded until the final step prior to reporting. Therefore, calculated parameters that are typically reported as "Total" may vary slightly from the sum of the reported component parameters.

Act - Activity

Unc - Uncertainty: SDWA = 1.96 sigma count uncertainty, all other matrices = Expanded Uncertainty (95% confidence interval). Gamma Spec = Expanded Uncertainty (95.4% Confidence Interval)

(MDC) - Minimum Detectable Concentration

Trac - Tracer Recovery (%)

Carr - Carrier Recovery (%)

Pace Analytical is TNI accredited. Contact your Pace PM for the current list of accredited analytes.

TNI - The NELAC Institute.

This report shall not be reproduced, except in full,
without the written consent of Pace Analytical Services, LLC.

Pace Analytical Services, LLC
9800 Kincey Ave. Suite 100
Huntersville, NC 28078
(704)875-9092

QUALITY CONTROL DATA CROSS REFERENCE TABLE

Project: Plant Hammond AP-2- RAD
Pace Project No.: 92713567

Lab ID	Sample ID	QC Batch Method	QC Batch	Analytical Method	Analytical Batch
92713567001	**HAM-HGWA-4**	EPA 9315	649569		
92713567002	**HAM-HGWA-5**	EPA 9315	649569		
92713567003	**HAM-HGWA-6**	EPA 9315	649569		
92713567004	**HAM-HGWA-42D**	EPA 9315	649569		
92713567005	**HAM-HGWC-14**	EPA 9315	650487		
92713567006	**HAM-HGWC-15**	EPA 9315	650487		
92713567007	**HAM-HGWC-17**	EPA 9315	650487		
92713567008	**HAM-HGWC-16**	EPA 9315	650487		
92713567009	**HAM-HGWC-18**	EPA 9315	650487		
92713567010	**HAM-MW-21D**	EPA 9315	650487		
92713567011	**HAM-MW-22**	EPA 9315	650487		
92713567012	**HAM-MW-23**	EPA 9315	650487		
92713567013	**HAM-MW-33**	EPA 9315	650487		
92713567014	**HAM-MW-34D**	EPA 9315	650487		
92713567015	**HAM-MW-37D**	EPA 9315	650487		
92713567016	**HAM-AP2-EB-01**	EPA 9315	650487		
92713567017	**HAM-AP2-FB-01**	EPA 9315	650487		
92713567018	**HAM-AP2-FD-01**	EPA 9315	650487		
92713567019	**HAM-AP2-FD-02**	EPA 9315	650487		
92713567020	**HAM-MW-35**	EPA 9315	651197		
92713567021	**HAM-MW-51**	EPA 9315	651197		
92713567022	**HAM-AP2-EB-02**	EPA 9315	651197		
92713567023	**HAM-AP2-FB-02**	EPA 9315	651197		
92713567001	**HAM-HGWA-4**	EPA 9320	650435		
92713567002	**HAM-HGWA-5**	EPA 9320	650435		
92713567003	**HAM-HGWA-6**	EPA 9320	650435		
92713567004	**HAM-HGWA-42D**	EPA 9320	650435		
92713567005	**HAM-HGWC-14**	EPA 9320	650435		
92713567006	**HAM-HGWC-15**	EPA 9320	650435		
92713567007	**HAM-HGWC-17**	EPA 9320	650435		
92713567008	**HAM-HGWC-16**	EPA 9320	650435		
92713567009	**HAM-HGWC-18**	EPA 9320	650435		
92713567010	**HAM-MW-21D**	EPA 9320	650435		
92713567011	**HAM-MW-22**	EPA 9320	650435		
92713567012	**HAM-MW-23**	EPA 9320	650435		
92713567013	**HAM-MW-33**	EPA 9320	650435		
92713567014	**HAM-MW-34D**	EPA 9320	650435		
92713567015	**HAM-MW-37D**	EPA 9320	650435		
92713567016	**HAM-AP2-EB-01**	EPA 9320	650435		
92713567017	**HAM-AP2-FB-01**	EPA 9320	650435		
92713567018	**HAM-AP2-FD-01**	EPA 9320	650435		
92713567019	**HAM-AP2-FD-02**	EPA 9320	650435		
92713567020	**HAM-MW-35**	EPA 9320	651359		
92713567021	**HAM-MW-51**	EPA 9320	651359		
92713567022	**HAM-AP2-EB-02**	EPA 9320	651836		
92713567023	**HAM-AP2-FB-02**	EPA 9320	651836		

This report shall not be reproduced, except in full,
without the written consent of Pace Analytical Services, LLC.

Pace Analytical Services, LLC
9800 Kincey Ave. Suite 100
Huntersville, NC 28078
(704)875-9092

QUALITY CONTROL DATA CROSS REFERENCE TABLE

Project: Plant Hammond AP-2- RAD
Pace Project No.: 92713567

Lab ID	Sample ID	QC Batch Method	QC Batch	Analytical Method	Analytical Batch
92713567001	**HAM-HGWA-4**	Total Radium Calculation	652896		
92713567002	**HAM-HGWA-5**	Total Radium Calculation	652896		
92713567003	**HAM-HGWA-6**	Total Radium Calculation	652896		
92713567004	**HAM-HGWA-42D**	Total Radium Calculation	652896		
92713567005	**HAM-HGWC-14**	Total Radium Calculation	654749		
92713567006	**HAM-HGWC-15**	Total Radium Calculation	654749		
92713567007	**HAM-HGWC-17**	Total Radium Calculation	654749		
92713567008	**HAM-HGWC-16**	Total Radium Calculation	654749		
92713567009	**HAM-HGWC-18**	Total Radium Calculation	654749		
92713567010	**HAM-MW-21D**	Total Radium Calculation	654749		
92713567011	**HAM-MW-22**	Total Radium Calculation	654749		
92713567012	**HAM-MW-23**	Total Radium Calculation	654749		
92713567013	**HAM-MW-33**	Total Radium Calculation	654749		
92713567014	**HAM-MW-34D**	Total Radium Calculation	654749		
92713567015	**HAM-MW-37D**	Total Radium Calculation	654749		
92713567016	**HAM-AP2-EB-01**	Total Radium Calculation	654749		
92713567017	**HAM-AP2-FB-01**	Total Radium Calculation	654749		
92713567018	**HAM-AP2-FD-01**	Total Radium Calculation	654749		
92713567019	**HAM-AP2-FD-02**	Total Radium Calculation	654749		
92713567020	**HAM-MW-35**	Total Radium Calculation	655250		
92713567021	**HAM-MW-51**	Total Radium Calculation	655250		
92713567022	**HAM-AP2-EB-02**	Total Radium Calculation	654918		
92713567023	**HAM-AP2-FB-02**	Total Radium Calculation	654918		

This report shall not be reproduced, except in full,
without the written consent of Pace Analytical Services, LLC.

Pace

DC#_Title: ENV-FRM-HUN1-0083 v03_Sample Condition Upon Receipt

Effective Date: 12/01/2023

ıratory receiving samples:

heville ☐ **Eden** ☐ **Greenwood** ☐ **Huntersville** ☐ **Raleigh** ☐ **Mechanicsville** ☐ **Atlanta** ☑ **Kern...** ☐

Sample Condition Upon Receipt

Client Name: Ga Power

Project #: WO#: 92713567

92713567

ırier: ☐ Fed Ex ☐ UPS ☐ USPS ☐ Client

Commercial ☑ Pace ☐ Other:____

tody Seal Present? ☑ Yes ☐ No **Seals Intact?** ☑ Yes ☐ No ☐ N/A

Date/Initials Person Examining Contents: 2/14/2

king Material: ☑ Bubble Wrap ☐ Bubble Bags ☐ None ☐ Other

Biological Tissue Frozen? ☐ Yes ☐ No ☑ N/A

ermometer: ☑ IR Gun ID: 730

Type of Ice: ☑ Wet ☐ Blue ☐ None

ıler Temp: 33

Correction Factor: Add/Subtract (°C) +0.1

Temp should be above freezing to 6°C

☐ Samples out of temp criteria. Samples on ice, cooling proc has begun

ıler Temp Corrected (°C): 3.4

DA Regulated Soil (☐ N/A, water sample)

Did samples originate in a quarantine zone within the United States: CA, NY, or SC (check maps)? ☐ Yes ☐ No

Did samples originate from a foreign source (internationally, including Hawaii and Puerto Rico)? ☐ Yes ☐ No

				Comments/Discrepancy:
Chain of Custody Present?	☑ Yes	☐ No	☐ N/A	1.
Samples Arrived within Hold Time?	☑ Yes	☐ No	☐ N/A	2.
Short Hold Time Analysis (<72 hr.)?	☐ Yes	☑ No	☐ N/A	3.
Rush Turn Around Time Requested?	☐ Yes	☑ No	☐ N/A	4.
Sufficient Volume?	☑ Yes	☐ No	☐ N/A	5.
Correct Containers Used?	☑ Yes	☐ No	☐ N/A	6.
-Pace Containers Used?	☑ Yes	☐ No	☐ N/A	
Containers Intact?	☑ Yes	☐ No	☐ N/A	7.
Dissolved analysis: Samples Field Filtered?	☐ Yes	☐ No	☑ N/A	8.
Sample Labels Match COC?	☑ Yes	☐ No	☐ N/A	9.
-Includes Date/Time/ID/Analysis Matrix: W				
Headspace in VOA Vials (>5-6mm)?	☐ Yes	☐ No	☑ N/A	10.
Trip Blank Present?	☐ Yes	☐ No	☑ N/A	11.
Trip Blank Custody Seals Present?	☐ Yes	☐ No	☑ N/A	

MMENTS/SAMPLE DISCREPANCY

Field Data Required? ☐ Yes ☐ No

Lot ID of split containers:

NT NOTIFICATION/RESOLUTION

rson contacted: _____ Date/Time: _____

Project Manager SCURF Review: _____ **Date:** _____

Project Manager SRF Review: _____ **Date:** _____

ıaltrax ID: 69614

eck mark top half of box if pH and/or dechlorination is verified and thin the acceptance range for preservation samples.
ptions: VOA, Coliform, TOC, Oil and Grease, DRO/8015 (water) DOC, LLHg

ottom half of box is to list number of bottles
Check all unpreserved Nitrates for chlorine

Project #

WO#: 92713567
PM: BV Due Date: 03/07/24
CLIENT: 92- GP-HAM

BP4U-125 mL Plastic Unpreserved (N/A) (Cl-)	BP3U-250 mL Plastic Unpreserved (N/A)	BP2U-500 mL Plastic Unpreserved (N/A)	BP1U-1 liter Plastic Unpreserved (N/A)	BP4S-125 mL Plastic H2SO4 (pH < 2) (Cl-)	BP3N-250 mL plastic HNO3 (pH < 2)	BP4Z-125 mL Plastic ZN Acetate & NaOH (>9)	BP4B-125 mL Plastic NaOH (pH > 12) (Cl-)	WGFU-Wide-mouthed Glass jar Unpreserved	AG1U-1 liter Amber Unpreserved (N/A) (Cl-)	AG1H-1 liter Amber HCl (pH < 2)	AG3U-250 mL Amber Unpreserved (N/A) (Cl-)	AG1S-1 liter Amber H2SO4 (pH < 2)	AG3S-250 mL Amber H2SO4 (pH < 2)	DG94-40 mL Amber NH4Cl (N/A)(Cl-)	DG9H-40 mL VOA HCl (N/A)	VG9T-40 mL VOA Na2S2O3 (N/A)	VG9U-40 mL VOA Unpreserved (N/A)	DG9V-40 mL VOA H3PO4 (N/A)	KP7U-50 mL Plastic Unpreserved (N/A)	V/GK (3 vials per kit)-VPH/Gas kit (N/A)	SP5T-125 mL Sterile Plastic (N/A – lab)	SP2T-250 mL Sterile Plastic (N/A – lab)	BP1N	BP3R-250 mL Plastic (NH2)2SO4 (9.3-9.7)	AG0U-100 mL Amber Unpreserved (N/A) (Cl-)	VSGU-20 mL Scintillation vials (N/A)	DG9U-40 mL Amber Unpreserved vials (N/A)
	2	1			1	1																	2				
	2	1			1	1																	2				
	2	1			1	1																	2				

pH Adjustment Log for Preserved Samples

ample ID	Type of Preservative	pH upon receipt	Date preservation adjusted	Time preservation adjusted	Amount of Preservative added	Lot #

:e: Whenever there is a discrepancy affecting North Carolina compliance samples, a copy of this form will be sent to the North Carolina DENR Certification Office (i.e. t of hold, incorrect preservative, out of temp, incorrect containers.

Pace Analytical
www.pacelabs.com

The Chain-of-Custody is a LEGAL DOCUMENT. All relevant fields must be completed accurately.

Page: 1 of 1

Section A Required Client Information:		Section B Required Project Information:		Section C Invoice Information:	
Company:	GA Power	Report To:	SCS Contacts	Attention:	Southern Co.
Address:	Atlanta, GA	Copy To:	Geosyntec Contacts	Company Name:	
				Address:	
Email To:	SCS Contacts	Purchase Order No.:		Pace Quote Reference:	
Phone:	Fax:	Project Name:	Hammond AP-2	Pace Project Manager:	Bonnie Vang
Requested Due Date/TAT:	10 Day	Project Number:		Pace Profile #:	10839

REGULATORY AGENCY

☐ NPDES ☐ GROUND WATER ☐ DRINKING WATER
☐ UST ☐ RCRA ☑ OTHER CCR

Site Location STATE: GA

Section D Required Client Information

Valid Matrix Codes

MATRIX	CODE
DRINKING WATER	DW
WATER	WT
WASTE WATER	WW
PRODUCT	P
SOIL/SOLID	SL
OIL	OL
WIPE	WP
AIR	AR
OTHER	OT
TISSUE	TS

Requested Analysis Filtered (Y/N)

ITEM #	SAMPLE ID (A-Z, 0-9 / ,-) Sample IDs MUST BE UNIQUE	MATRIX CODE (see valid codes to left)	SAMPLE TYPE (G=GRAB C=COMP)	COLLECTED COMPOSITE DATE	COLLECTED COMPOSITE TIME	COLLECTED COMPOSITE DATE	COLLECTED COMPOSITE TIME	SAMPLE TEMP AT COLLECTION	# OF CONTAINERS	Preservatives: Unpreserved	H_2SO_4	HNO_3	HCl	NaOH	$Na_2S_2O_3$	Methanol	Other	Analysis Test (Y/N)	Chloride, Fluoride, Sulfate (N)	Full App. III and IV metals (N)	RAD 226/228 (N)	TDS (N)	Major Ions (Profile 10839-2) (N)	Residual Chlorine (Y/N)	Pace Project No./ Lab I.D. 92713567
1	HAM-HGWA-4	WG	G	2/13/24	1650		TK 2/13/24	15	7	3		3					1		X	X	X	X	X	N	001
2	HAM-HGWA-5	WG	G	2/13/24	1654			17	7	3		3					1		X	X	X	X	X	N	002
3	HAM-HGWA-6	WG	G	2/13/24	1819			16	7	3		3					1		X	X	X	X	X	N	003
4	HAM-HGWA-42D	WG	G	2/13/24	1820			17	7	3		3					1		X	X	X	X	X	N	004
5																									
6																									
7																									
8						TK 2/13/24																			
9																									
10																									
11																									
12																									

ADDITIONAL COMMENTS	RELINQUISHED BY / AFFILIATION	DATE	TIME	ACCEPTED BY / AFFILIATION	DATE	TIME	SAMPLE CONDITIONS
Task Code: HAM-CCR-ASSMT-2024S1	Anthony Sewell / Geosyntec	2-14-2024	1230	Ryna Williams / Pace	2/14/2024	1230	
	Ryna Williams / Pace	2/14/2024	1450	[signature]	7/14	1450	

SAMPLER NAME AND SIGNATURE

PRINT Name of SAMPLER: Anthony Sewell, Thomas Kesler, Connor Cox, Jamie Newport Geosyntec Consultants, In

SIGNATURE of SAMPLER: [signature] DATE Signed (MM/DD/YY): 02/13/24

Temp in °C | Received on Ice (Y/N) | Custody Sealed Cooler (Y/N) | Samples Intact (Y/N)

DC#_Title: ENV-FRM-HUN1-0083 v03_Sample Condition Upon Receipt

Effective Date: 12/01/2023

Laboratory receiving samples:
Asheville ☐ Eden ☐ Greenwood ☐ Huntersville ☐ Raleigh ☐ Mechanicsville ☐ Atlanta ☑ Kernersville ☐

Sample Condition Upon Receipt

Client Name: Ga Power

Project #: **WO#: 92713567**

PM: BV Due Date: 03/07/24
CLIENT: 92- GP-HAM

Courier: ☐ Commercial ☐ Fed Ex ☐ UPS ☐ USPS ☐ Client ☑ Pace ☐ Other:____

Custody Seal Present? ☑ Yes ☐ No Seals Intact? ☑ Yes ☐ No ☐ N/A

Date/Initials Person Examining Contents: 2/19/24 SM

Packing Material: ☑ Bubble Wrap ☐ Bubble Bags ☐ None ☐ Other

Biological Tissue Frozen? ☐ Yes ☐ No ☑ N/A

Thermometer: ☑ IR Gun ID: 730 Type of Ice: ☑ Wet ☐ Blue ☐ None

Cooler Temp: 3.2 Correction Factor: Add/Subtract (°C) 10.1

Temp should be above freezing to 6°C
☐ Samples out of temp criteria. Samples on ice, cooling process has begun

Cooler Temp Corrected (°C): 3.3

USDA Regulated Soil (☐ N/A, water sample)
Did samples originate in a quarantine zone within the United States: CA, NY, or SC (check maps)? ☐ Yes ☐ No

Did samples originate from a foreign source (internationally, including Hawaii and Puerto Rico)? ☐ Yes ☐ No

				Comments/Discrepancy:
Chain of Custody Present?	☑ Yes	☐ No	☐ N/A	1.
Samples Arrived within Hold Time?	☑ Yes	☐ No	☐ N/A	2.
Short Hold Time Analysis (<72 hr.)?	☐ Yes	☑ No	☐ N/A	3.
Rush Turn Around Time Requested?	☐ Yes	☑ No	☐ N/A	4.
Sufficient Volume?	☑ Yes	☐ No	☐ N/A	5.
Correct Containers Used?	☑ Yes	☐ No	☐ N/A	6.
-Pace Containers Used?	☑ Yes	☐ No	☐ N/A	
Containers Intact?	☑ Yes	☐ No	☐ N/A	7.
Dissolved analysis: Samples Field Filtered?	☐ Yes	☐ No	☑ N/A	8.
Sample Labels Match COC? -Includes Date/Time/ID/Analysis Matrix: WW	☑ Yes	☐ No	☐ N/A	9.
Headspace in VOA Vials (>5-6mm)?	☐ Yes	☐ No	☑ N/A	10.
Trip Blank Present?	☐ Yes	☐ No	☑ N/A	11.
Trip Blank Custody Seals Present?	☐ Yes	☐ No	☐ N/A	

Field Data Required? ☐ Yes ☐ No

COMMENTS/SAMPLE DISCREPANCY

Lot ID of split containers:

CLIENT NOTIFICATION/RESOLUTION

Person contacted: _____ Date/Time: _____

Project Manager SCURF Review: _____ Date: _____

Project Manager SRF Review: _____ Date: _____

*Check mark top half of box if pH and/or dechlorination is verified and within the acceptance range for preservation samples.

Exceptions: VOA, Coliform, TOC, Oil and Grease, DRO/8015 (water) DOC, LLHg

**Bottom half of box is to list number of bottles

***Check all unpreserved Nitrates for chlorine

Project # **WO#: 92713567**

PM: BV Due Date: 03/07/24

CLIENT: 92- GP-HAM

Item#	BP4U-125 mL Plastic Unpreserved (N/A) (Cl-)	BP3U-250 mL Plastic Unpreserved (N/A)	BP2U-500 mL Plastic Unpreserved (N/A)	BP1U-1 liter Plastic Unpreserved (N/A)	BP4S-125 mL Plastic H2SO4 (pH < 2) (Cl-)	BP3N-250 mL plastic HNO3 (pH < 2)	BP4Z-125 mL Plastic ZN Acetate & NaOH (>9)	BP4B-125 mL Plastic NaOH (pH > 12) (Cl-)	WGFU-Wide-mouthed Glass jar Unpreserved	AG1U-1 liter Amber Unpreserved (N/A) (Cl-)	AG1H-1 liter Amber HCl (pH < 2)	AG3U-250 mL Amber Unpreserved (N/A) (Cl-)	AG1S-1 liter Amber H2SO4 (pH < 2)	AG3S-250 mL Amber H2SO4 (pH < 2)	DG94-40 mL Amber NH4Cl (N/A)(Cl-)	DG9H-40 mL VOA HCl (N/A)	VG9T-40 mL VOA Na2S2O3 (N/A)	VG9U-40 mL VOA Unpreserved (N/A)	DG9V-40 mL VOA H3PO4 (N/A)	KP7U-50 mL Plastic Unpreserved (N/A)	V/GK (3 vials per kit)-VPH/Gas kit (N/A)	SP5T-125 mL Sterile Plastic (N/A – lab)	SP2T-250 mL Sterile Plastic (N/A – lab)	BPM	BP3R-250 mL Plastic (NH2)2SO4 (9.3-9.7)	AG0U-100 mL Amber Unpreserved (N/A) (Cl-)	VSGU-20 mL Scintillation vials (N/A)	DG9U-40 mL Amber Unpreserved vials (N/A)
1		2	1			1/1	1/1																	8				
2		2	1			1/1	1/1																	8				
3		2	1			1/1	1/1																	8				
4																												
5																												
6																												
7																												
8																												
9																												
10																												
11																												
12																												

pH Adjustment Log for Preserved Samples

Sample ID	Type of Preservative	pH upon receipt	Date preservation adjusted	Time preservation adjusted	Amount of Preservative added	Lot #

Note: Whenever there is a discrepancy affecting North Carolina compliance samples, a copy of this form will be sent to the North Carolina DENR Certification Office (i.e. Out of hold, incorrect preservative, out of temp, incorrect containers.

Pace Analytical
www.pacelabs.com

CHAIN-OF-CUSTODY / Analytical Request Document

The Chain-of-Custody is a LEGAL DOCUMENT. All relevant fields must be completed accurately.

Page: 1 of 1

Section A Required Client Information:

Company:	GA Power
Address:	Atlanta, GA
Email To:	SCS Contacts
Phone:	Fax:
Requested Due Date/TAT:	10 Day

Section B Required Project Information:

Report To:	SCS Contacts
Copy To:	Geosyntec Contacts
Purchase Order No.:	
Project Name:	Hammond AP-2
Project Number:	

Section C Invoice Information:

Attention:	Southern Co.
Company Name:	
Address:	
Pace Quote Reference:	
Pace Project Manager:	Bonnie Vang
Pace Profile #:	10839

REGULATORY AGENCY

☐ NPDES ☐ GROUND WATER ☐ DRINKING WATER
☐ UST ☐ RCRA ☑ OTHER CCR

Site Location STATE: GA

Section D Required Client Information

SAMPLE ID (A-Z, 0-9 / ,-) Sample IDs MUST BE UNIQUE

Valid Matrix Codes

MATRIX	CODE
DRINKING WATER	DW
WATER	WT
WASTE WATER	WW
PRODUCT	P
SOIL/SOLID	SL
OIL	OL
WIPE	WP
AIR	AR
OTHER	OT
TISSUE	TS

Requested Analysis Filtered (Y/N)

ITEM #	SAMPLE ID	MATRIX CODE (see valid codes to left)	SAMPLE TYPE (G=GRAB C=COMP)	COLLECTED DATE	COLLECTED TIME	COMPOSITE DATE	COMPOSITE TIME	SAMPLE TEMP AT COLLECTION	# OF CONTAINERS	Unpreserved	H_2SO_4	HNO_3	HCl	NaOH	$Na_2S_2O_3$	Methanol	Other	Analysis Test Y/N	Chloride, Fluoride, Sulfate	Full App. III and IV metals	RAD 226/228	TDS	Major Ions (Profile 10839-2)	Residual Chlorine (Y/N)	Pace Project No./ Lab I.D. 92713567
1	HAM-HGWC-14	WG	G	2/17/2024	1225				18	7	3		3					1	X	X	X	X	X	N	005
2	HAM-HGWC-15	WG	G	2/17/2024	1615	TK 2/17/2024			17	7	3		3					1	X	X	X	X	X	N	006
3	HAM-HGWC-17	WG	G	2/17/2024	1450				18	7	3		3					1	X	X	X	X	X	N	007
4																									
5																									
6																									
7																									
8						TK 2/17/2024																			
9																									
10																									
11																									
12																									

ADDITIONAL COMMENTS	RELINQUISHED BY / AFFILIATION	DATE	TIME	ACCEPTED BY / AFFILIATION	DATE	TIME
Task Code: HAM-CCR-ASSMT-2024S1	Thomas Hessler / Geosyntec	2/19/2024	1125	Ryan Williams / Pace	2/19/2024	1125
	Ryan Williams / Pace	2/19/2024	1325	[illegible]	2/19	1325

SAMPLE CONDITIONS: Temp in °C | Received on Ice (Y/N) | Custody Sealed Cooler (Y/N) | Samples Intact (Y/N)

SAMPLER NAME AND SIGNATURE

PRINT Name of SAMPLER: C. Cam Hessler / Geosyntec Consultants, Inc.

SIGNATURE of SAMPLER: [signature] DATE Signed (MM/DD/YY): 02/17/2024

*Important Note: By signing this form you are accepting Pace's NET 30 day payment terms and agreeing to late charges of 1.5% per month for any invoices not paid within 30 days.

Pace ANALYTICAL SERVICES

DC#_Title: ENV-FRM-HUN1-0083 v03_Sample Condition Upon Receipt

Effective Date: 12/01/2023

Laboratory receiving samples:
Asheville ☐ Eden ☐ Greenwood ☐ Huntersville ☐ Raleigh ☐ Mechanicsville ☐ Atlanta ☑ Kernersville ☐

Sample Condition Upon Receipt

Client Name: Ga Power

Project #: **WO#: 92713567**

PM: BV Due Date: 03/07/24
CLIENT: 92- GP-HAM

Courier: ☐ Commercial ☐ Fed Ex ☐ UPS ☐ USPS ☑ Pace ☐ Other:____ ☐ Client

Custody Seal Present? ☑ Yes ☐ No **Seals Intact?** ☑ Yes ☐ No ☐ N/A

Date/Initials Person Examining Contents: 7/19/24 SM

Packing Material: ☑ Bubble Wrap ☐ Bubble Bags ☐ None ☐ Other

Biological Tissue Frozen? ☐ Yes ☐ No ☑ N/A

Thermometer:
☑ IR Gun ID: 730

Type of Ice: ☑ Wet ☐ Blue ☐ None

Cooler Temp: 3.2 **Correction Factor:** Add/Subtract (°C) 10.1

Temp should be above freezing to 6°C
☐ Samples out of temp criteria. Samples on ice, cooling process has begun

Cooler Temp Corrected (°C): 3.3

USDA Regulated Soil (☐ N/A, water sample)
Did samples originate in a quarantine zone within the United States: CA, NY, or SC (check maps)? ☐ Yes ☐ No

Did samples originate from a foreign source (internationally, including Hawaii and Puerto Rico)? ☐ Yes ☐ No

				Comments/Discrepancy:
Chain of Custody Present?	☑ Yes	☐ No	☐ N/A	1.
Samples Arrived within Hold Time?	☑ Yes	☐ No	☐ N/A	2.
Short Hold Time Analysis (<72 hr.)?	☐ Yes	☑ No	☐ N/A	3.
Rush Turn Around Time Requested?	☐ Yes	☑ No	☐ N/A	4.
Sufficient Volume?	☑ Yes	☐ No	☐ N/A	5.
Correct Containers Used?	☑ Yes	☐ No	☐ N/A	6.
-Pace Containers Used?	☑ Yes	☐ No	☐ N/A	
Containers Intact?	☑ Yes	☐ No	☐ N/A	7.
Dissolved analysis: Samples Field Filtered?	☐ Yes	☐ No	☑ N/A	8.
Sample Labels Match COC?	☑ Yes	☐ No	☐ N/A	9.
-Includes Date/Time/ID/Analysis Matrix: WW				
Headspace in VOA Vials (>5-6mm)?	☐ Yes	☐ No	☑ N/A	10.
Trip Blank Present?	☐ Yes	☐ No	☑ N/A	11.
Trip Blank Custody Seals Present?	☐ Yes	☐ No	☐ N/A	

COMMENTS/SAMPLE DISCREPANCY

Field Data Required? ☐ Yes ☐ No

Lot ID of split containers:

CLIENT NOTIFICATION/RESOLUTION

Person contacted: _____ Date/Time: _____

Project Manager SCURF Review: _____ **Date:** _____

Project Manager SRF Review: _____ **Date:** _____

*Check mark top half of box if pH and/or dechlorination is verified and within the acceptance range for preservation samples.

Exceptions: VOA, Coliform, TOC, Oil and Grease, DRO/8015 (water) DOC, LLHg

**Bottom half of box is to list number of bottles

***Check all unpreserved Nitrates for chlorine

Project # **WO# : 92713567**

PM: BV Due Date: 03/07/24

CLIENT: 92- GP-HAM

Item#	BP4U-125 mL Plastic Unpreserved (N/A) (Cl-)	BP3U-250 mL Plastic Unpreserved (N/A)	BP2U-500 mL Plastic Unpreserved (N/A)	BP1U-1 liter Plastic Unpreserved (N/A)	BP4S-125 mL Plastic H2SO4 (pH < 2) (Cl-)	BP3N-250 mL plastic HNO3 (pH < 2)	BP4Z-125 mL Plastic ZN Acetate & NaOH (>9)	BP4B-125 mL Plastic NaOH (pH > 12) (Cl-)	WGFU-Wide-mouthed Glass jar Unpreserved	AG1U-1 liter Amber Unpreserved (N/A) (Cl-)	AG1H-1 liter Amber HCl (pH < 2)	AG3U-250 mL Amber Unpreserved (N/A) (Cl-)	AG1S-1 liter Amber H2SO4 (pH < 2)	AG3S-250 mL Amber H2SO4 (pH < 2)	DG94-40 mL Amber NH4Cl (N/A)(Cl-)	DG9H-40 mL VOA HCl (N/A)	VG9T-40 mL VOA Na2S2O3 (N/A)	VG9U-40 mL VOA Unpreserved (N/A)	DG9V-40 mL VOA H3PO4 (N/A)	KP7U-50 mL Plastic Unpreserved (N/A)	V/GK (3 vials per kit)-VPH/Gas kit (N/A)	SP5T-125 mL Sterile Plastic (N/A – lab)	SP2T-250 mL Sterile Plastic (N/A – lab)	[illegible]	BP3R-250 mL Plastic (NH2)2SO4 (9.3-9.7)	AGDU-100 mL Amber Unpreserved (N/A) (Cl-)	VSGU-20 mL Scintillation vials (N/A)	DG9U-40 mL Amber Unpreserved vials (N/A)
1		1	2			1	1																	2				
2		1	2			1	1																	2				
3		1	2			1	1																	2				
4		1	2			1	1																	2				
5		1	2			1	1																	2				
6		1	2			1	1																	2				
7		1	2			1	1																	2				
8		1	2			1	1																	2				
9		1	1			1																		2				
10		1	1			1																		2				
11		1	2			1	1																	2				
12		1	2			1	1																	2				

pH Adjustment Log for Preserved Samples

Sample ID	Type of Preservative	pH upon receipt	Date preservation adjusted	Time preservation adjusted	Amount of Preservative added	Lot #

Note: Whenever there is a discrepancy affecting North Carolina compliance samples, a copy of this form will be sent to the North Carolina DENR Certification Office (i.e. Out of hold, incorrect preservative, out of temp, incorrect containers.

Pace Analytical
www.pacelabs.com

CHAIN-OF-CUSTODY / Analytical Request Document

The Chain-of-Custody is a LEGAL DOCUMENT. All relevant fields must be completed accurately.

Page: 1 of 1

Section A Required Client Information:

Company:	GA Power
Address:	Atlanta, GA
Email To:	SCS Contacts
Phone:	Fax:
Requested Due Date/TAT:	10 Day

Section B Required Project Information:

Report To:	SCS Contacts
Copy To:	Geosyntec Contacts
Purchase Order No.:	
Project Name:	Hammond AP-2
Project Number:	

Section C Invoice Information:

Attention:	Southern Co.
Company Name:	
Address:	
Pace Quote Reference:	
Pace Project Manager:	Bonnie Vang
Pace Profile #:	10839

REGULATORY AGENCY

☐ NPDES ☐ GROUND WATER ☐ DRINKING WATER
☐ UST ☐ RCRA ☑ OTHER ~~CCR~~

Site Location STATE: GA

Section D Required Client Information

SAMPLE ID (A-Z, 0-9 / ,-) Sample IDs MUST BE UNIQUE

Valid Matrix Codes

MATRIX	CODE
DRINKING WATER	DW
WATER	WT
WASTE WATER	WW
PRODUCT	P
SOIL/SOLID	SL
OIL	OL
WIPE	WP
AIR	AR
OTHER	OT
TISSUE	TS

Requested Analysis Filtered (Y/N)

ITEM #	SAMPLE ID	MATRIX CODE (see valid codes to left)	SAMPLE TYPE (G=GRAB C=COMP)	COLLECTED DATE	COLLECTED TIME	COMPOSITE DATE	COMPOSITE TIME	SAMPLE TEMP AT COLLECTION	# OF CONTAINERS	Unpreserved	H_2SO_4	HNO_3	HCl	NaOH	$Na_2S_2O_3$	Methanol	Other	Analysis Test Y/N	Chloride, Fluoride, Sulfate	Full App. III and IV metals	RAD 226/228	TDS	Major Ions (Profile 10839-2)	Residual Chlorine (Y/N)	Pace Project No./ Lab I.D. 92713567
1	HAM-HGWC-16	WG	G	2/18/2024	1732			18	7	3		3					1		X	X	X	X	X	N	008
2	HAM-HGWC-18	WG	G	2/18/2024	1005			11	7	3		3					1		X	X	X	X	X	N	009
3	HAM-MW-21D	WG	G	2/18/2024	1330			17	7	3		3					1		X	X	X	X	X	N	010
4	HAM-MW-22	WG	G	2/18/2024	1632			17	7	3		3					1		X	X	X	X	X	N	011
5	HAM-MW-23	WG	G	2/18/2024	1415			17	7	3		3					1		X	X	X	X	X	N	012
6	HAM-MW-33	WG	G	2/18/2024	1155		TK 2/18/2024	18	7	3		3					1		X	X	X	X	X	N	013
7	HAM-MW-34D	WG	G	2/18/2024	1030			18	7	3		3					1		X	X	X	X	X	N	014
8	HAM-MW-37D	WG	G	2/18/2024	1552			17	7	3		3					1		X	X	X	X	X	N	015
9	HAM-AP2-EB-01	WQ	G	2/18/2024	1720			17	5	2		3							X	X	X	X		N	016
10	HAM-AP2-FB-01	WQ	G	2/18/2024	1715			17	5	2		3							X	X	X	X		N	017
11	HAM-AP2-FD-01	WG	G	2/18/2024	0000			17	7	3		3					1		X	X	X	X	X	N	018
12	HAM-AP2-FD-02	WG	G	2/18/2024	0000			17	7	3		3					1		X	X	X	X	X	N	019

ADDITIONAL COMMENTS	RELINQUISHED BY / AFFILIATION	DATE	TIME	ACCEPTED BY / AFFILIATION	DATE	TIME	SAMPLE CONDITIONS
Task Code: HAM-CCR-ASSMT-2024S1	Thomas Hessler / Geosyntec	2/19/2024	1125	Ryan Williams / Pace	2/19/2024	1125	
	Ryan Williams / Pace	2/19/2024	1325	SGC	2/19	132	

SAMPLER NAME AND SIGNATURE

PRINT Name of SAMPLER: T. Hessler, G. Cain / Geosyntec Consultants, Inc.

SIGNATURE of SAMPLER: [signature] DATE Signed (MM/DD/YY): 02/18/2024

Temp in °C	Received on Ice (Y/N)	Custody Sealed Cooler (Y/N)	Samples Intact (Y/N)

*Important Note: By signing this form you are accepting Pace's NET 30 day payment terms and agreeing to late charges of 1.5% per month for any invoices not paid within 30 days.

Pace ANALYTICAL SERVICES	DC#_Title: ENV-FRM-HUN1-0083 v03_Sample Condition Upon Receipt
	Effective Date: 12/01/2023

Laboratory receiving samples:

Asheville ☐ Eden ☐ Greenwood ☐ Huntersville ☐ Raleigh ☐ Mechanicsville ☐ Atlanta ☑ Kernersville ☐

Sample Condition Upon Receipt

Client Name: Ga Power

Project #: **WO#: 92713567**

PM: BV Due Date: 03/07/24

CLIENT: 92- GP-HAM

Courier: ☐ Commercial ☐ Fed Ex ☐ UPS ☐ USPS ☐ Client ☑ Pace ☐ Other:____

Custody Seal Present? ☑ Yes ☐ No Seals Intact? ☑ Yes ☐ No ☐ N/A

Date/Initials Person Examining Contents: 7/22/24 SM

Packing Material: ☑ Bubble Wrap ☐ Bubble Bags ☐ None ☐ Other

Biological Tissue Frozen? ☐ Yes ☐ No ☑ N/A

Thermometer: ☑ IR Gun ID: 230

Type of Ice: ☑ Wet ☐ Blue ☐ None

Cooler Temp: 3.1 Correction Factor: Add/Subtract (°C) 0.1

Temp should be above freezing to 6°C

☐ Samples out of temp criteria. Samples on ice, cooling process has begun

Cooler Temp Corrected (°C): 3.2

USDA Regulated Soil (☐ N/A, water sample)

Did samples originate in a quarantine zone within the United States: CA, NY, or SC (check maps)? ☐ Yes ☐ No

Did samples originate from a foreign source (internationally, including Hawaii and Puerto Rico)? ☐ Yes ☐ No

				Comments/Discrepancy:
Chain of Custody Present?	☑ Yes	☐ No	☐ N/A	1.
Samples Arrived within Hold Time?	☑ Yes	☐ No	☐ N/A	2.
Short Hold Time Analysis (<72 hr.)?	☐ Yes	☑ No	☐ N/A	3.
Rush Turn Around Time Requested?	☐ Yes	☑ No	☐ N/A	4.
Sufficient Volume?	☑ Yes	☐ No	☐ N/A	5.
Correct Containers Used?	☑ Yes	☐ No	☐ N/A	6.
-Pace Containers Used?	☑ Yes	☐ No	☐ N/A	
Containers Intact?	☑ Yes	☐ No	☐ N/A	7.
Dissolved analysis: Samples Field Filtered?	☐ Yes	☐ No	☑ N/A	8.
Sample Labels Match COC? -Includes Date/Time/ID/Analysis Matrix: WW	☑ Yes	☐ No	☐ N/A	9.
Headspace in VOA Vials (>5-6mm)?	☐ Yes	☐ No	☑ N/A	10.
Trip Blank Present?	☐ Yes	☐ No	☑ N/A	11.
Trip Blank Custody Seals Present?	☐ Yes	☐ No	☑ N/A	

COMMENTS/SAMPLE DISCREPANCY

Field Data Required? ☐ Yes ☐ No

Lot ID of split containers:

CLIENT NOTIFICATION/RESOLUTION

Person contacted: _____ Date/Time: _____

Project Manager SCURF Review: _____ Date: _____

Project Manager SRF Review: _____ Date: _____

DC#_Title: ENV-FRM-HUN1-0083 v03_Sample Condition Upon Receipt

Effective Date: 12/01/2023

*Check mark top half of box if pH and/or dechlorination is verified and within the acceptance range for preservation samples.

Exceptions: VOA, Coliform, TOC, Oil and Grease, DRO/8015 (water) DOC, LLHg

**Bottom half of box is to list number of bottles

***Check all unpreserved Nitrates for chlorine

Project # **WO#: 92713567**

PM: BV Due Date: 03/07/24

CLIENT: 92- GP-HAM

Item#	BP4U-125 mL Plastic Unpreserved (N/A) (Cl-)	BP3U-250 mL Plastic Unpreserved (N/A)	BP2U-500 mL Plastic Unpreserved (N/A)	BP1U-1 liter Plastic Unpreserved (N/A)	BP4S-125 mL Plastic H2SO4 (pH < 2) (Cl-)	BP3N-250 mL plastic HNO3 (pH < 2)	BP4Z-125 mL Plastic ZN Acetate & NaOH (>9)	BP4B-125 mL Plastic NaOH (pH > 12) (Cl-)	WGFU-Wide-mouthed Glass jar Unpreserved	AG1U-1 liter Amber Unpreserved (N/A) (Cl-)	AG1H-1 liter Amber HCl (pH < 2)	AG3U-250 mL Amber Unpreserved (N/A) (Cl-)	AG1S-1 liter Amber H2SO4 (pH < 2)	AG3S-250 mL Amber H2SO4 (pH < 2)	DG94-40 mL Amber NH4Cl (N/A)(Cl-)	DG9H-40 mL VOA HCl (N/A)	VG9T-40 mL VOA Na2S2O3 (N/A)	VG9U-40 mL VOA Unpreserved (N/A)	DG9V-40 mL VOA H3PO4 (N/A)	KP7U-50 mL Plastic Unpreserved (N/A)	V/GK (3 vials per kit)-VPH/Gas kit (N/A)	SP5T-125 mL Sterile Plastic (N/A – lab)	SP2T-250 mL Sterile Plastic (N/A – lab)	BPIN	BP3R-250 mL Plastic (NH2)2SO4 (9.3-9.7)	AG0U-100 mL Amber Unpreserved (N/A) (Cl-)	VSGU-20 mL Scintillation vials (N/A)	DG9U-40 mL Amber Unpreserved vials (N/A)
1		2	1			1 ✓	1 ✓																	2 ✓				
2		2	1			1 ✓	1 ✓																	2 ✓				
3		1	1			1 ✓																		2 ✓				
4		1	1			1 ✓																		2 ✓				
5						1																						
6																												
7																												
8																												
9																												
10																												
11																												
12																												

pH Adjustment Log for Preserved Samples

Sample ID	Type of Preservative	pH upon receipt	Date preservation adjusted	Time preservation adjusted	Amount of Preservative added	Lot #

Note: Whenever there is a discrepancy affecting North Carolina compliance samples, a copy of this form will be sent to the North Carolina DENR Certification Office (i.e. Out of hold, incorrect preservative, out of temp, incorrect containers.

Pace Analytical
www.pacelabs.com

CHAIN-OF-CUSTODY / Analytical Request Document

The Chain-of-Custody is a LEGAL DOCUMENT. All relevant fields must be completed accurately.

Page: 1 of 1

Section A
Required Client Information:

Company:	GA Power
Address:	Atlanta, GA
Email To:	SCS Contacts
Phone:	Fax:
Requested Due Date/TAT:	10 Day

Section B
Required Project Information:

Report To:	SCS Contacts
Copy To:	Geosyntec Contacts
Purchase Order No.	
Project Name:	Hammond AP-2
Project Number:	

Section C
Invoice Information:

Attention:	Southern Co.
Company Name:	
Address:	
Pace Quote Reference:	
Pace Project Manager:	Bonnie Vang
Pace Profile #:	10839

REGULATORY AGENCY
☐ NPDES ☐ GROUND WATER ☐ DRINKING WATER
☐ UST ☐ RCRA ☑ OTHER CCR

Site Location STATE: GA

Section D
Required Client Information

SAMPLE ID
(A-Z, 0-9 / ,-)
Sample IDs MUST BE UNIQUE

Valid Matrix Codes

MATRIX	CODE
DRINKING WATER	DW
WATER	WT
WASTE WATER	WW
PRODUCT	P
SOIL/SOLID	SL
OIL	OL
WIPE	WP
AIR	AR
OTHER	OT
TISSUE	TS

Requested Analysis Filtered (Y/N)

ITEM #	SAMPLE ID	MATRIX CODE (see valid codes to left)	SAMPLE TYPE (G=GRAB C=COMP)	COLLECTED DATE	COLLECTED TIME	COMPOSITE DATE	COMPOSITE TIME	SAMPLE TEMP AT COLLECTION	# OF CONTAINERS	Unpreserved	H_2SO_4	HNO_3	HCl	NaOH	$Na_2S_2O_3$	Methanol	Other	Analysis Test Y/N	Chloride, Fluoride, Sulfate	Full App. III and IV metals	RAD 226/228	TDS	Major Ions (Profile 10839-2)	Residual Chlorine (Y/N)	Pace Project No./ Lab I.D.
										Preservatives															92713567
1	HAM-MW-35	WG	G	2/19/2024	1130				16	7	3		3					1	X	X	X	X	X	N	020
2	HAM-MW-51	WG	G	2/19/2024	1325				17	7	3		3					1	X	X	X	X	X	N	021
3	HAM-AP2-EB-02	WQ	G	2/19/2024	1150	TK			17	5	2		3						X	X	X	X		N	022
4	HAM-AP2-FB-02	WQ	G	2/19/2024	1155	2/19/2024			17	5	2		3						X	X	X	X		N	023
5																									Last Sample
6																									
7																									
8																									
9						TK	2/19/2024																		
10																									
11																									
12																									

ADDITIONAL COMMENTS	RELINQUISHED BY / AFFILIATION	DATE	TIME	ACCEPTED BY / AFFILIATION	DATE	TIME
Task Code: HAM-CCR-ASSMT-2024S1	Thomas Vlessler / Geosyntec	2/22/2024	1110	Ryan Williams / Pace	2/22/2024	1110
	Ryan Williams / Pace	2/22/2024	1545	[illegible]	2/22/24	1545

SAMPLE CONDITIONS: Temp in °C | Received on Ice (Y/N) | Custody Sealed Cooler (Y/N) | Samples Intact (Y/N)

SAMPLER NAME AND SIGNATURE

PRINT Name of SAMPLER: T. Vlessler / D. Strong / Geosyntec Consultants, Inc.

SIGNATURE of SAMPLER: [signature]

DATE Signed (MM/DD/YY): 02/19/2024

*Important Note: By signing this form you are accepting Pace's NET 30 day payment terms and agreeing to late charges of 1.5% per month for any invoices not paid within 30 days.

Quality Control Sample Performance Assessment

Pace Analytical
www.pacelabs.com

Test:	Ra-228
Analyst:	ZPC
Date:	2/26/2024
Worklist:	77790
Matrix:	WT

Analyst Must Manually Enter All Fields Highlighted in Yellow.

Method Blank Assessment	
MB Sample ID	3169514
MB concentration:	0.028
M/B 2 Sigma CSU:	0.329
MB MDC:	0.768
MB Numerical Performance Indicator:	0.17
MB Status vs Numerical Indicator:	Pass
MB Status vs. MDC:	Pass

Laboratory Control Sample Assessment	LCSD (Y or N)?	Y
	LCS77790	LCSD77790
Count Date:	3/4/2024	3/4/2024
Spike I.D.:	23-043	23-043
Decay Corrected Spike Concentration (pCi/mL):	37.627	37.627
Volume Used (mL):	0.10	0.10
Aliquot Volume (L, g, F):	0.816	0.818
Target Conc. (pCi/L, g, F):	4.613	4.599
Uncertainty (Calculated):	0.226	0.225
Result (pCi/L, g, F):	3.378	2.769
LCS/LCSD 2 Sigma CSU (pCi/L, g, F):	0.857	0.733
Numerical Performance Indicator:	-2.73	-4.68
Percent Recovery:	73.22%	60.22%
Status vs Numerical Indicator:	N/A	N/A
Status vs Recovery:	Pass	Pass
Upper % Recovery Limits:	135%	135%
Lower % Recovery Limits:	60%	60%

Sample Matrix Spike Control Assessment	MS/MSD 1	MS/MSD 2
Sample Collection Date:		
Sample I.D.		
Sample MS I.D.		
Sample MSD I.D.		
Spike I.D.:		
MS/MSD Decay Corrected Spike Concentration (pCi/mL):		
Spike Volume Used in MS (mL):		
Spike Volume Used in MSD (mL):		
MS Aliquot (L, g, F):		
MS Target Conc.(pCi/L, g, F):		
MSD Aliquot (L, g, F):		
MSD Target Conc. (pCi/L, g, F):		
MS Spike Uncertainty (calculated):		
MSD Spike Uncertainty (calculated):		
Sample Result:		
Sample Result 2 Sigma CSU (pCi/L, g, F):		
Sample Matrix Spike Result:		
Matrix Spike Result 2 Sigma CSU (pCi/L, g, F):		
Sample Matrix Spike Duplicate Result:		
Matrix Spike Duplicate Result 2 Sigma CSU (pCi/L, g, F):		
MS Numerical Performance Indicator:		
MSD Numerical Performance Indicator:		
MS Percent Recovery:		
MSD Percent Recovery:		
MS Status vs Numerical Indicator:		
MSD Status vs Numerical Indicator:		
MS Status vs Recovery:		
MSD Status vs Recovery:		
MS/MSD Upper % Recovery Limits:		
MS/MSD Lower % Recovery Limits:		

Duplicate Sample Assessment		
Sample I.D.:	LCS77790	Enter Duplicate sample IDs if other than LCS/LCSD in the space below.
Duplicate Sample I.D.	LCSD77790	
Sample Result (pCi/L, g, F):	3.378	
Sample Result 2 Sigma CSU (pCi/L, g, F):	0.857	
Sample Duplicate Result (pCi/L, g, F):	2.769	
Sample Duplicate Result 2 Sigma CSU (pCi/L, g, F):	0.733	
Are sample and/or duplicate results below RL?	NO	
Duplicate Numerical Performance Indicator:	1.057	
(Based on the LCS/LCSD Percent Recoveries) Duplicate RPD:	19.49%	
Duplicate Status vs Numerical Indicator:	Pass	
Duplicate Status vs RPD:	Pass	
% RPD Limit:	36%	

Matrix Spike/Matrix Spike Duplicate Sample Assessment		
Sample I.D.		
Sample MS I.D.		
Sample MSD I.D.		
Sample Matrix Spike Result:		
Matrix Spike Result 2 Sigma CSU (pCi/L, g, F):		
Sample Matrix Spike Duplicate Result:		
Matrix Spike Duplicate Result 2 Sigma CSU (pCi/L, g, F):		
Duplicate Numerical Performance Indicator:		
(Based on the Percent Recoveries) MS/ MSD Duplicate RPD:		
MS/ MSD Duplicate Status vs Numerical Indicator:		
MS/ MSD Duplicate Status vs RPD:		
% RPD Limit:		

Evaluation of duplicate precision is not applicable if either the sample or duplicate results are below the MDC.

Comments:

VAL
3/5/24
3-5-24

Quality Control Sample Performance Assessment

Pace Analytical™ www.pacelabs.com

Test:	Ra-228
Analyst:	JJS1
Date:	3/5/2024
Worklist:	77864
Matrix:	WT

Analyst Must Manually Enter All Fields Highlighted in Yellow.

Method Blank Assessment	
MB Sample ID	3173423
MB concentration:	0.310
M/B 2 Sigma CSU:	0.405
MB MDC:	0.865
MB Numerical Performance Indicator:	1.50
MB Status vs Numerical Indicator:	Pass
MB Status vs. MDC:	Pass

Laboratory Control Sample Assessment	LCSD (Y or N)?	Y
	LCS77864	LCSD77864
Count Date:	3/11/2024	1/0/1900
Spike I.D.:	23-043	23-043
Decay Corrected Spike Concentration (pCi/mL):	37.540	119275490.841
Volume Used (mL):	0.10	0.10
Aliquot Volume (L, g, F):	0.820	0.822
Target Conc. (pCi/L, g, F):	4.575	14511106.482
Uncertainty (Calculated):	0.224	711044.218
Result (pCi/L, g, F):	4.580	#NUM!
LCS/LCSD 2 Sigma CSU (pCi/L, g, F):	1.069	#NUM!
Numerical Performance Indicator:	0.01	#NUM!
Percent Recovery:	100.11%	#NUM!
Status vs Numerical Indicator:	N/A	#NUM!
Status vs Recovery:	Pass	#NUM!
Upper % Recovery Limits:	135%	#NUM!
Lower % Recovery Limits:	60%	#NUM!

Sample Matrix Spike Control Assessment	MS/MSD 1	MS/MSD 2
Sample Collection Date:		
Sample I.D.		
Sample MS I.D.		
Sample MSD I.D.		
Spike I.D.:		
MS/MSD Decay Corrected Spike Concentration (pCi/mL):		
Spike Volume Used in MS (mL):		
Spike Volume Used in MSD (mL):		
MS Aliquot (L, g, F):		
MS Target Conc.(pCi/L, g, F):		
MSD Aliquot (L, g, F):		
MSD Target Conc. (pCi/L, g, F):		
MS Spike Uncertainty (calculated):		
MSD Spike Uncertainty (calculated):		
Sample Result:		
Sample Result 2 Sigma CSU (pCi/L, g, F):		
Sample Matrix Spike Result:		
Matrix Spike Result 2 Sigma CSU (pCi/L, g, F):		
Sample Matrix Spike Duplicate Result:		
Matrix Spike Duplicate Result 2 Sigma CSU (pCi/L, g, F):		
MS Numerical Performance Indicator:		
MSD Numerical Performance Indicator:		
MS Percent Recovery:		
MSD Percent Recovery:		
MS Status vs Numerical Indicator:		
MSD Status vs Numerical Indicator:		
MS Status vs Recovery:		
MSD Status vs Recovery:		
MS/MSD Upper % Recovery Limits:		
MS/MSD Lower % Recovery Limits:		

Duplicate Sample Assessment		
Sample I.D.:	LCS77864	Enter Duplicate sample IDs if other than LCS/LCSD in the space below.
Duplicate Sample I.D.	LCSD77864	
Sample Result (pCi/L, g, F):	4.580	
Sample Result 2 Sigma CSU (pCi/L, g, F):	1.069	
Sample Duplicate Result (pCi/L, g, F):	#NUM!	
Sample Duplicate Result 2 Sigma CSU (pCi/L, g, F):	#NUM!	
Are sample and/or duplicate results below RL?	NO	
Duplicate Numerical Performance Indicator:	#NUM!	
(Based on the LCS/LCSD Percent Recoveries) Duplicate RPD:	#NUM!	
Duplicate Status vs Numerical Indicator:	#NUM!	
Duplicate Status vs RPD:	#NUM!	
% RPD Limit:	#NUM!	

Matrix Spike/Matrix Spike Duplicate Sample Assessment		
Sample I.D.		
Sample MS I.D.		
Sample MSD I.D.		
Sample Matrix Spike Result:		
Matrix Spike Result 2 Sigma CSU (pCi/L, g, F):		
Sample Matrix Spike Duplicate Result:		
Matrix Spike Duplicate Result 2 Sigma CSU (pCi/L, g, F):		
Duplicate Numerical Performance Indicator:		
(Based on the Percent Recoveries) MS/ MSD Duplicate RPD:		
MS/ MSD Duplicate Status vs Numerical Indicator:		
MS/ MSD Duplicate Status vs RPD:		
% RPD Limit:		

Evaluation of duplicate precision is not applicable if either the sample or duplicate results are below the MDC.

Comments:

#NUM!
#NUM!

VAL
3/12/24

AL 3/14/24
RE LCSD - pellet lost

Quality Control Sample Performance Assessment

Pace Analytical™
www.pacelabs.com

Test:	Ra-228
Analyst:	ZPC
Date:	3/6/2024
Worklist:	77912
Matrix:	WT

Analyst Must Manually Enter All Fields Highlighted in Yellow.

Method Blank Assessment	
MB Sample ID	3175611
MB concentration:	0.173
M/B 2 Sigma CSU:	0.373
MB MDC:	0.826
MB Numerical Performance Indicator:	0.91
MB Status vs Numerical Indicator:	Pass
MB Status vs. MDC:	Pass

Laboratory Control Sample Assessment	LCSD (Y or N)?	Y
	LCS77912	LCSD77912
Count Date:	3/12/2024	3/12/2024
Spike I.D.:	23-043	23-043
Decay Corrected Spike Concentration (pCi/mL):	37.530	37.530
Volume Used (mL):	0.10	0.10
Aliquot Volume (L, g, F):	0.817	0.816
Target Conc. (pCi/L, g, F):	4.596	4.601
Uncertainty (Calculated):	0.225	0.225
Result (pCi/L, g, F):	3.126	3.675
LCS/LCSD 2 Sigma CSU (pCi/L, g, F):	0.801	0.884
Numerical Performance Indicator:	-3.46	-1.99
Percent Recovery:	68.02%	79.86%
Status vs Numerical Indicator:	N/A	N/A
Status vs Recovery:	Pass	Pass
Upper % Recovery Limits:	135%	135%
Lower % Recovery Limits:	60%	60%

Sample Matrix Spike Control Assessment	MS/MSD 1	MS/MSD 2
Sample Collection Date:		
Sample I.D.		
Sample MS I.D.		
Sample MSD I.D.		
Spike I.D.:		
MS/MSD Decay Corrected Spike Concentration (pCi/mL):		
Spike Volume Used in MS (mL):		
Spike Volume Used in MSD (mL):		
MS Aliquot (L, g, F):		
MS Target Conc.(pCi/L, g, F):		
MSD Aliquot (L, g, F):		
MSD Target Conc. (pCi/L, g, F):		
MS Spike Uncertainty (calculated):		
MSD Spike Uncertainty (calculated):		
Sample Result:		
Sample Result 2 Sigma CSU (pCi/L, g, F):		
Sample Matrix Spike Result:		
Matrix Spike Result 2 Sigma CSU (pCi/L, g, F):		
Sample Matrix Spike Duplicate Result:		
Matrix Spike Duplicate Result 2 Sigma CSU (pCi/L, g, F):		
MS Numerical Performance Indicator:		
MSD Numerical Performance Indicator:		
MS Percent Recovery:		
MSD Percent Recovery:		
MS Status vs Numerical Indicator:		
MSD Status vs Numerical Indicator:		
MS Status vs Recovery:		
MSD Status vs Recovery:		
MS/MSD Upper % Recovery Limits:		
MS/MSD Lower % Recovery Limits:		

Duplicate Sample Assessment		
Sample I.D.:	LCS77912	Enter Duplicate sample IDs if other than LCS/LCSD in the space below.
Duplicate Sample I.D.	LCSD77912	
Sample Result (pCi/L, g, F):	3.126	
Sample Result 2 Sigma CSU (pCi/L, g, F):	0.801	
Sample Duplicate Result (pCi/L, g, F):	3.675	
Sample Duplicate Result 2 Sigma CSU (pCi/L, g, F):	0.884	
Are sample and/or duplicate results below RL?	NO	
Duplicate Numerical Performance Indicator:	-0.902	
(Based on the LCS/LCSD Percent Recoveries) Duplicate RPD:	16.01%	
Duplicate Status vs Numerical Indicator:	Pass	
Duplicate Status vs RPD:	Pass	
% RPD Limit:	36%	

Matrix Spike/Matrix Spike Duplicate Sample Assessment		
Sample I.D.		
Sample MS I.D.		
Sample MSD I.D.		
Sample Matrix Spike Result:		
Matrix Spike Result 2 Sigma CSU (pCi/L, g, F):		
Sample Matrix Spike Duplicate Result:		
Matrix Spike Duplicate Result 2 Sigma CSU (pCi/L, g, F):		
Duplicate Numerical Performance Indicator:		
(Based on the Percent Recoveries) MS/ MSD Duplicate RPD:		
MS/ MSD Duplicate Status vs Numerical Indicator:		
MS/ MSD Duplicate Status vs RPD:		
% RPD Limit:		

Evaluation of duplicate precision is not applicable if either the sample or duplicate results are below the MDC.

Comments:

VAL
3/13/24

VAM 3/15/24

Quality Control Sample Performance Assessment

Pace Analytical
www.pacelabs.com

Test:	Ra-226
Analyst:	SLC
Date:	2/22/2024
Worklist:	77730
Matrix:	WT

Analyst Must Manually Enter All Fields Highlighted in Yellow.

Method Blank Assessment	
MB Sample ID	3165288
MB concentration:	0.015
M/B 2 Sigma CSU:	0.129
MB MDC:	0.325
MB Numerical Performance Indicator:	0.22
MB Status vs Numerical Indicator:	Pass
MB Status vs. MDC:	N/A

Laboratory Control Sample Assessment	LCSD (Y or N)?	Y
	LCS77730	LCSD77730
Count Date:	2/28/2024	2/28/2024
Spike I.D.:	23-014	23-014
Decay Corrected Spike Concentration (pCi/mL):	25.026	25.026
Volume Used (mL):	0.10	0.10
Aliquot Volume (L, g, F):	0.501	0.502
Target Conc. (pCi/L, g, F):	4.999	4.984
Uncertainty (Calculated):	0.235	0.234
Result (pCi/L, g, F):	5.396	4.938
LCS/LCSD 2 Sigma CSU (pCi/L, g, F):	0.973	0.894
Numerical Performance Indicator:	0.78	-0.10
Percent Recovery:	107.93%	99.07%
Status vs Numerical Indicator:	Pass	Pass
Status vs Recovery:	N/A	N/A
Upper % Recovery Limits:	125%	125%
Lower % Recovery Limits:	75%	75%

Sample Matrix Spike Control Assessment	MS/MSD 1	MS/MSD 2
Sample Collection Date:		
Sample I.D.		
Sample MS I.D.		
Sample MSD I.D.		
Spike I.D.:		
MS/MSD Decay Corrected Spike Concentration (pCi/mL):		
Spike Volume Used in MS (mL):		
Spike Volume Used in MSD (mL):		
MS Aliquot (L, g, F):		
MS Target Conc.(pCi/L, g, F):		
MSD Aliquot (L, g, F):		
MSD Target Conc. (pCi/L, g, F):		
MS Spike Uncertainty (calculated):		
MSD Spike Uncertainty (calculated):		
Sample Result:		
Sample Result 2 Sigma CSU (pCi/L, g, F):		
Sample Matrix Spike Result:		
Matrix Spike Result 2 Sigma CSU (pCi/L, g, F):		
Sample Matrix Spike Duplicate Result:		
Matrix Spike Duplicate Result 2 Sigma CSU (pCi/L, g, F):		
MS Numerical Performance Indicator:		
MSD Numerical Performance Indicator:		
MS Percent Recovery:		
MSD Percent Recovery:		
MS Status vs Numerical Indicator:		
MSD Status vs Numerical Indicator:		
MS Status vs Recovery:		
MSD Status vs Recovery:		
MS/MSD Upper % Recovery Limits:		
MS/MSD Lower % Recovery Limits:		

Duplicate Sample Assessment		
Sample I.D.:	LCS77730	92713558008
Duplicate Sample I.D.	LCSD77730	92713558008DUP
Sample Result (pCi/L, g, F):	5.396	-0.015
Sample Result 2 Sigma CSU (pCi/L, g, F):	0.973	0.100
Sample Duplicate Result (pCi/L, g, F):	4.938	-0.027
Sample Duplicate Result 2 Sigma CSU (pCi/L, g, F):	0.894	0.090
Are sample and/or duplicate results below RL?	NO	See Below ##
Duplicate Numerical Performance Indicator:	0.679	0.180
(Based on the LCS/LCSD Percent Recoveries) Duplicate RPD:	8.56%	-59.07%
Duplicate Status vs Numerical Indicator:	Pass	Pass
Duplicate Status vs RPD:	N/A	N/A
% RPD Limit:	25%	25%

Matrix Spike/Matrix Spike Duplicate Sample Assessment		
Sample I.D.		
Sample MS I.D.		
Sample MSD I.D.		
Sample Matrix Spike Result:		
Matrix Spike Result 2 Sigma CSU (pCi/L, g, F):		
Sample Matrix Spike Duplicate Result:		
Matrix Spike Duplicate Result 2 Sigma CSU (pCi/L, g, F):		
Duplicate Numerical Performance Indicator:		
(Based on the Percent Recoveries) MS/ MSD Duplicate RPD:		
MS/ MSD Duplicate Status vs Numerical Indicator:		
MS/ MSD Duplicate Status vs RPD:		
% RPD Limit:		

Evaluation of duplicate precision is not applicable if either the sample or duplicate results are below the MDC.

Comments:

UM 3/5/24

CT 3-5-24

Quality Control Sample Performance Assessment

Pace Analytical
www.pacelabs.com

Test:	Ra-226
Analyst:	SLC
Date:	2/27/2024
Worklist:	77798
Matrix:	WT

Analyst Must Manually Enter All Fields Highlighted in Yellow.

Method Blank Assessment	
MB Sample ID	3169758
MB concentration:	0.027
M/B 2 Sigma CSU:	0.104
MB MDC:	0.260
MB Numerical Performance Indicator:	0.50
MB Status vs Numerical Indicator:	Pass
MB Status vs. MDC:	N/A

Laboratory Control Sample Assessment	LCSD (Y or N)?	Y
	LCS77798	LCSD77798
Count Date:	3/4/2024	3/4/2024
Spike I.D.:	23-014	23-014
Decay Corrected Spike Concentration (pCi/mL):	25.026	25.026
Volume Used (mL):	0.10	0.10
Aliquot Volume (L, g, F):	0.506	0.500
Target Conc. (pCi/L, g, F):	4.948	5.003
Uncertainty (Calculated):	0.233	0.235
Result (pCi/L, g, F):	4.751	5.629
LCS/LCSD 2 Sigma CSU (pCi/L, g, F):	0.865	1.013
Numerical Performance Indicator:	-0.43	1.18
Percent Recovery:	96.02%	112.50%
Status vs Numerical Indicator:	Pass	Pass
Status vs Recovery:	N/A	N/A
Upper % Recovery Limits:	125%	125%
Lower % Recovery Limits:	75%	75%

Sample Matrix Spike Control Assessment	MS/MSD 1	MS/MSD 2
Sample Collection Date:		
Sample I.D.		
Sample MS I.D.		
Sample MSD I.D.		
Spike I.D.:		
MS/MSD Decay Corrected Spike Concentration (pCi/mL):		
Spike Volume Used in MS (mL):		
Spike Volume Used in MSD (mL):		
MS Aliquot (L, g, F):		
MS Target Conc.(pCi/L, g, F):		
MSD Aliquot (L, g, F):		
MSD Target Conc. (pCi/L, g, F):		
MS Spike Uncertainty (calculated):		
MSD Spike Uncertainty (calculated):		
Sample Result:		
Sample Result 2 Sigma CSU (pCi/L, g, F):		
Sample Matrix Spike Result:		
Matrix Spike Result 2 Sigma CSU (pCi/L, g, F):		
Sample Matrix Spike Duplicate Result:		
Matrix Spike Duplicate Result 2 Sigma CSU (pCi/L, g, F):		
MS Numerical Performance Indicator:		
MSD Numerical Performance Indicator:		
MS Percent Recovery:		
MSD Percent Recovery:		
MS Status vs Numerical Indicator:		
MSD Status vs Numerical Indicator:		
MS Status vs Recovery:		
MSD Status vs Recovery:		
MS/MSD Upper % Recovery Limits:		
MS/MSD Lower % Recovery Limits:		

Duplicate Sample Assessment		
Sample I.D.:	LCS77798	92713567019
Duplicate Sample I.D.	LCSD77798	92713567019DUP
Sample Result (pCi/L, g, F):	4.751	0.151
Sample Result 2 Sigma CSU (pCi/L, g, F):	0.865	0.129
Sample Duplicate Result (pCi/L, g, F):	5.629	0.004
Sample Duplicate Result 2 Sigma CSU (pCi/L, g, F):	1.013	0.093
Are sample and/or duplicate results below RL?	NO	See Below ##
Duplicate Numerical Performance Indicator:	-1.291	1.813
(Based on the LCS/LCSD Percent Recoveries) Duplicate RPD:	15.81%	189.19%
Duplicate Status vs Numerical Indicator:	Pass	Pass
Duplicate Status vs RPD:	N/A	N/A
% RPD Limit:	25%	25%

Matrix Spike/Matrix Spike Duplicate Sample Assessment		
Sample I.D.		
Sample MS I.D.		
Sample MSD I.D.		
Sample Matrix Spike Result:		
Matrix Spike Result 2 Sigma CSU (pCi/L, g, F):		
Sample Matrix Spike Duplicate Result:		
Matrix Spike Duplicate Result 2 Sigma CSU (pCi/L, g, F):		
Duplicate Numerical Performance Indicator:		
(Based on the Percent Recoveries) MS/ MSD Duplicate RPD:		
MS/ MSD Duplicate Status vs Numerical Indicator:		
MS/ MSD Duplicate Status vs RPD:		
% RPD Limit:		

Evaluation of duplicate precision is not applicable if either the sample or duplicate results are below the MDC.

Comments:

SLT 3-5-24

LAM 3/5/24

Quality Control Sample Performance Assessment

Pace Analytical™
www.pacelabs.com

Test:	Ra-226
Analyst:	SLC
Date:	3/8/2024
Worklist:	77855
Matrix:	WT

Analyst Must Manually Enter All Fields Highlighted in Yellow.

Method Blank Assessment	
MB Sample ID	3172766
MB concentration:	0.014
M/B 2 Sigma CSU:	0.137
MB MDC:	0.359
MB Numerical Performance Indicator:	0.19
MB Status vs Numerical Indicator:	Pass
MB Status vs. MDC:	N/A

Laboratory Control Sample Assessment	LCSD (Y or N)?	Y
	LCS77855	LCSD77855
Count Date:	3/11/2024	3/11/2024
Spike I.D.:	23-014	23-014
Decay Corrected Spike Concentration (pCi/mL):	25.025	25.025
Volume Used (mL):	0.10	0.10
Aliquot Volume (L, g, F):	0.503	0.503
Target Conc. (pCi/L, g, F):	4.974	4.978
Uncertainty (Calculated):	0.234	0.234
Result (pCi/L, g, F):	4.446	4.338
LCS/LCSD 2 Sigma CSU (pCi/L, g, F):	0.883	0.869
Numerical Performance Indicator:	-1.13	-1.39
Percent Recovery:	89.38%	87.15%
Status vs Numerical Indicator:	Pass	Pass
Status vs Recovery:	N/A	N/A
Upper % Recovery Limits:	125%	125%
Lower % Recovery Limits:	75%	75%

Sample Matrix Spike Control Assessment	MS/MSD 1	MS/MSD 2
Sample Collection Date:		
Sample I.D.		
Sample MS I.D.		
Sample MSD I.D.		
Spike I.D.:		
MS/MSD Decay Corrected Spike Concentration (pCi/mL):		
Spike Volume Used in MS (mL):		
Spike Volume Used in MSD (mL):		
MS Aliquot (L, g, F):		
MS Target Conc.(pCi/L, g, F):		
MSD Aliquot (L, g, F):		
MSD Target Conc. (pCi/L, g, F):		
MS Spike Uncertainty (calculated):		
MSD Spike Uncertainty (calculated):		
Sample Result:		
Sample Result 2 Sigma CSU (pCi/L, g, F):		
Sample Matrix Spike Result:		
Matrix Spike Result 2 Sigma CSU (pCi/L, g, F):		
Sample Matrix Spike Duplicate Result:		
Matrix Spike Duplicate Result 2 Sigma CSU (pCi/L, g, F):		
MS Numerical Performance Indicator:		
MSD Numerical Performance Indicator:		
MS Percent Recovery:		
MSD Percent Recovery:		
MS Status vs Numerical Indicator:		
MSD Status vs Numerical Indicator:		
MS Status vs Recovery:		
MSD Status vs Recovery:		
MS/MSD Upper % Recovery Limits:		
MS/MSD Lower % Recovery Limits:		

Duplicate Sample Assessment		
Sample I.D.:	LCS77855	92714725002
Duplicate Sample I.D.	LCSD77855	92714725002DUP
Sample Result (pCi/L, g, F):	4.446	0.039
Sample Result 2 Sigma CSU (pCi/L, g, F):	0.883	0.133
Sample Duplicate Result (pCi/L, g, F):	4.338	0.033
Sample Duplicate Result 2 Sigma CSU (pCi/L, g, F):	0.869	0.130
Are sample and/or duplicate results below RL?	NO	See Below ##
Duplicate Numerical Performance Indicator:	0.170	0.069
(Based on the LCS/LCSD Percent Recoveries) Duplicate RPD:	2.52%	18.09%
Duplicate Status vs Numerical Indicator:	Pass	Pass
Duplicate Status vs RPD:	N/A	N/A
% RPD Limit:	25%	25%

Matrix Spike/Matrix Spike Duplicate Sample Assessment		
Sample I.D.		
Sample MS I.D.		
Sample MSD I.D.		
Sample Matrix Spike Result:		
Matrix Spike Result 2 Sigma CSU (pCi/L, g, F):		
Sample Matrix Spike Duplicate Result:		
Matrix Spike Duplicate Result 2 Sigma CSU (pCi/L, g, F):		
Duplicate Numerical Performance Indicator:		
(Based on the Percent Recoveries) MS/ MSD Duplicate RPD:		
MS/ MSD Duplicate Status vs Numerical Indicator:		
MS/ MSD Duplicate Status vs RPD:		
% RPD Limit:		

Evaluation of duplicate precision is not applicable if either the sample or duplicate results are below the MDC.

Comments:

CT 3-12-24

VAM 3/11/24

Pace Analytical Services, LLC
110 Technology Parkway
Peachtree Corners, GA 30092
(770)734-4200

February 26, 2024

Kelley Sharpe
ARCADIS - Atlanta
2839 Paces Ferry Rd
STE 900
Atlanta, GA 30339

RE: Project: Plant Hammond-CCR Ash Pond
Pace Project No.: 92714026

Dear Kelley Sharpe:

Enclosed are the analytical results for sample(s) received by the laboratory on February 16, 2024. The results relate only to the samples included in this report. Results reported herein conform to the applicable TNI/NELAC Standards and the laboratory's Quality Manual, where applicable, unless otherwise noted in the body of the report.

The test results provided in this final report were generated by each of the following laboratories within the Pace Network:

- Pace Analytical Services - Asheville
- Pace Analytical Services - Peachtree Corners, GA

If you have any questions concerning this report, please feel free to contact me.

Sincerely,

Maiya Parks

Maiya Parks
maiya.parks@pacelabs.com
770-734-4205
Project Manager

Enclosures

cc: Jordan Gamble, ARCADIS - Atlanta
Ben Hodges, Georgia Power-CCR
Christine Hug, Geosyntec Consultants, Inc.
Warren Johnson, ARCADIS - Atlanta
Allison Keefer, Southern Company
Laura Midkiff, Southern Company
Caroline Nelson, Geosyntec Consultants, Inc
Noelia Muskus Ruiz, Georgia Power
Tina Sullivan, ERM

REPORT OF LABORATORY ANALYSIS

This report shall not be reproduced, except in full,
without the written consent of Pace Analytical Services, LLC.

Pace Analytical Services, LLC
110 Technology Parkway
Peachtree Corners, GA 30092
(770)734-4200

CERTIFICATIONS

Project: Plant Hammond-CCR Ash Pond
Pace Project No.: 92714026

Pace Analytical Services Asheville
2225 Riverside Drive, Asheville, NC 28804
Florida/NELAP Certification #: E87648
North Carolina Drinking Water Certification #: 37712
North Carolina Wastewater Certification #: 40
South Carolina Laboratory ID: 99030
South Carolina Certification #: 99030001
Virginia/VELAP Certification #: 460222

Pace Analytical Services Peachtree Corners
110 Technology Pkwy, Peachtree Corners, GA 30092
Florida DOH Certification #: E87315
Georgia DW Inorganics Certification #: 812
North Carolina Certification #: 381
South Carolina Certification #: 98011001
Virginia Certification #: 460204

This report shall not be reproduced, except in full,
without the written consent of Pace Analytical Services, LLC.

Pace Analytical Services, LLC
110 Technology Parkway
Peachtree Corners, GA 30092
(770)734-4200

SAMPLE SUMMARY

Project: Plant Hammond-CCR Ash Pond
Pace Project No.: 92714026

Lab ID	Sample ID	Matrix	Date Collected	Date Received
92714026001	**HAM-H+0.25**	Water	02/16/24 12:12	02/16/24 15:55

This report shall not be reproduced, except in full,
without the written consent of Pace Analytical Services, LLC.

Pace Analytical Services, LLC
110 Technology Parkway
Peachtree Corners, GA 30092
(770)734-4200

SAMPLE ANALYTE COUNT

Project: Plant Hammond-CCR Ash Pond
Pace Project No.: 92714026

Lab ID	Sample ID	Method	Analysts	Analytes Reported	Laboratory
92714026001	**HAM-H+0.25**	EPA 6010D	AJM	5	PASI-GA
		EPA 6020B	CW1	2	PASI-GA
		SM 2540C-2015	DL1	1	PASI-GA
		SM 2320B-2011	YEG	3	PASI-A
		EPA 9056A	JCM	3	PASI-A

PASI-A = Pace Analytical Services - Asheville
PASI-GA = Pace Analytical Services - Peachtree Corners, GA

This report shall not be reproduced, except in full,
without the written consent of Pace Analytical Services, LLC.

Pace Analytical Services, LLC
110 Technology Parkway
Peachtree Corners, GA 30092
(770)734-4200

ANALYTICAL RESULTS

Project: Plant Hammond-CCR Ash Pond
Pace Project No.: 92714026

Sample: HAM-H+0.25 **Lab ID: 92714026001** Collected: 02/16/24 12:12 Received: 02/16/24 15:55 Matrix: Water

Parameters	Results	Units	Report Limit	DF	Prepared	Analyzed	CAS No.	Qual
6010D ATL ICP	Analytical Method: EPA 6010D Preparation Method: EPA 3010A							
	Pace Analytical Services - Peachtree Corners, GA							
Boron	ND	mg/L	0.040	1	02/17/24 08:52	02/25/24 23:50	7440-42-8	
Potassium	**1.9**	mg/L	0.50	1	02/17/24 08:52	02/25/24 23:50	7440-09-7	
Sodium	**3.3**	mg/L	1.0	1	02/17/24 08:52	02/25/24 23:50	7440-23-5	
Calcium	**9.7**	mg/L	1.0	1	02/17/24 08:52	02/25/24 23:50	7440-70-2	
Magnesium	**2.5**	mg/L	0.050	1	02/17/24 08:52	02/25/24 23:50	7439-95-4	
6020 MET ICPMS	Analytical Method: EPA 6020B Preparation Method: EPA 3005A							
	Pace Analytical Services - Peachtree Corners, GA							
Cobalt	ND	mg/L	0.0050	1	02/17/24 06:56	02/20/24 13:05	7440-48-4	
Molybdenum	ND	mg/L	0.010	1	02/17/24 06:56	02/20/24 13:05	7439-98-7	
2540C Total Dissolved Solids	Analytical Method: SM 2540C-2015							
	Pace Analytical Services - Peachtree Corners, GA							
Total Dissolved Solids	**75.0**	mg/L	25.0	1		02/19/24 15:47		
2320B Alkalinity	Analytical Method: SM 2320B-2011							
	Pace Analytical Services - Asheville							
Alkalinity,Bicarbonate (CaCO3)	**29.9**	mg/L	5.0	1		02/19/24 12:56		
Alkalinity,Carbonate (CaCO3)	ND	mg/L	5.0	1		02/19/24 12:56		
Alkalinity, Total as CaCO3	**29.9**	mg/L	5.0	1		02/19/24 12:56		
9056 IC anions 28 Days	Analytical Method: EPA 9056A							
	Pace Analytical Services - Asheville							
Chloride	**3.8**	mg/L	1.0	1		02/18/24 21:52	16887-00-6	
Fluoride	ND	mg/L	0.10	1		02/18/24 21:52	16984-48-8	
Sulfate	**5.4**	mg/L	1.0	1		02/18/24 21:52	14808-79-8	

This report shall not be reproduced, except in full,
without the written consent of Pace Analytical Services, LLC.

Pace Analytical Services, LLC
110 Technology Parkway
Peachtree Corners, GA 30092
(770)734-4200

QUALITY CONTROL DATA

Project: Plant Hammond-CCR Ash Pond
Pace Project No.: 92714026

QC Batch: 833152
QC Batch Method: EPA 3010A
Analysis Method: EPA 6010D
Analysis Description: 6010D ATL
Laboratory: Pace Analytical Services - Peachtree Corners, GA
Associated Lab Samples: 92714026001

METHOD BLANK: 4305559
Matrix: Water
Associated Lab Samples: 92714026001

Parameter	Units	Blank Result	Reporting Limit	Analyzed	Qualifiers
Boron	mg/L	ND	0.040	02/25/24 23:16	
Calcium	mg/L	ND	1.0	02/25/24 23:16	
Magnesium	mg/L	ND	0.050	02/25/24 23:16	
Potassium	mg/L	ND	0.50	02/25/24 23:16	
Sodium	mg/L	ND	1.0	02/25/24 23:16	

LABORATORY CONTROL SAMPLE: 4305560

Parameter	Units	Spike Conc.	LCS Result	LCS % Rec	% Rec Limits	Qualifiers
Boron	mg/L	1	1.0	100	80-120	
Calcium	mg/L	1	.95J	95	80-120	
Magnesium	mg/L	1	1.0	100	80-120	
Potassium	mg/L	1	0.93	93	80-120	
Sodium	mg/L	1	.94J	94	80-120	

MATRIX SPIKE & MATRIX SPIKE DUPLICATE: 4305561 4305562

Parameter	Units	92714025001 Result	MS Spike Conc.	MSD Spike Conc.	MS Result	MSD Result	MS % Rec	MSD % Rec	% Rec Limits	RPD	Max RPD	Qual
Boron	mg/L	ND	1	1	1.1	1.1	103	104	75-125	1	20	
Calcium	mg/L	11.1	1	1	12.1	12.3	106	127	75-125	2	20	M1
Magnesium	mg/L	2.2	1	1	3.3	3.3	106	110	75-125	1	20	
Potassium	mg/L	0.95	1	1	1.9	1.9	94	96	75-125	1	20	
Sodium	mg/L	1.5	1	1	2.5	2.5	104	106	75-125	1	20	

Results presented on this page are in the units indicated by the "Units" column except where an alternate unit is presented to the right of the result.

This report shall not be reproduced, except in full,
without the written consent of Pace Analytical Services, LLC.

Pace Analytical Services, LLC
110 Technology Parkway
Peachtree Corners, GA 30092
(770)734-4200

QUALITY CONTROL DATA

Project: Plant Hammond-CCR Ash Pond
Pace Project No.: 92714026

QC Batch: 833135
QC Batch Method: EPA 3005A
Analysis Method: EPA 6020B
Analysis Description: 6020 MET
Laboratory: Pace Analytical Services - Peachtree Corners, GA
Associated Lab Samples: 92714026001

METHOD BLANK: 4305529 Matrix: Water
Associated Lab Samples: 92714026001

Parameter	Units	Blank Result	Reporting Limit	Analyzed	Qualifiers
Cobalt	mg/L	ND	0.0050	02/20/24 12:48	
Molybdenum	mg/L	ND	0.010	02/20/24 12:48	

LABORATORY CONTROL SAMPLE: 4305530

Parameter	Units	Spike Conc.	LCS Result	LCS % Rec	% Rec Limits	Qualifiers
Cobalt	mg/L	0.1	0.098	98	80-120	
Molybdenum	mg/L	0.1	0.098	98	80-120	

MATRIX SPIKE & MATRIX SPIKE DUPLICATE: 4305531 4305532

Parameter	Units	92713838027 Result	MS Spike Conc.	MSD Spike Conc.	MS Result	MSD Result	MS % Rec	MSD % Rec	% Rec Limits	RPD	Max RPD	Qual
Cobalt	mg/L	ND	0.1	0.1	0.096	0.097	96	97	75-125	1	20	
Molybdenum	mg/L	ND	0.1	0.1	0.098	0.099	98	99	75-125	1	20	

Results presented on this page are in the units indicated by the "Units" column except where an alternate unit is presented to the right of the result.

This report shall not be reproduced, except in full,
without the written consent of Pace Analytical Services, LLC.

Pace Analytical Services, LLC
110 Technology Parkway
Peachtree Corners, GA 30092
(770)734-4200

QUALITY CONTROL DATA

Project: Plant Hammond-CCR Ash Pond
Pace Project No.: 92714026

QC Batch: 833306
QC Batch Method: SM 2540C-2015
Analysis Method: SM 2540C-2015
Analysis Description: 2540C Total Dissolved Solids
Laboratory: Pace Analytical Services - Peachtree Corners, GA
Associated Lab Samples: 92714026001

METHOD BLANK: 4306003
Matrix: Water
Associated Lab Samples: 92714026001

Parameter	Units	Blank Result	Reporting Limit	Analyzed	Qualifiers
Total Dissolved Solids	mg/L	ND	25.0	02/19/24 15:42	

LABORATORY CONTROL SAMPLE: 4306004

Parameter	Units	Spike Conc.	LCS Result	LCS % Rec	% Rec Limits	Qualifiers
Total Dissolved Solids	mg/L	400	390	98	80-120	

SAMPLE DUPLICATE: 4306005

Parameter	Units	92713562001 Result	Dup Result	RPD	Max RPD	Qualifiers
Total Dissolved Solids	mg/L	66.0	70.0	6	10	

SAMPLE DUPLICATE: 4306006

Parameter	Units	92714026001 Result	Dup Result	RPD	Max RPD	Qualifiers
Total Dissolved Solids	mg/L	75.0	82.0	9	10	

Results presented on this page are in the units indicated by the "Units" column except where an alternate unit is presented to the right of the result.

REPORT OF LABORATORY ANALYSIS

This report shall not be reproduced, except in full,
without the written consent of Pace Analytical Services, LLC.

Pace Analytical Services, LLC
110 Technology Parkway
Peachtree Corners, GA 30092
(770)734-4200

QUALITY CONTROL DATA

Project: Plant Hammond-CCR Ash Pond
Pace Project No.: 92714026

QC Batch: 833280
QC Batch Method: SM 2320B-2011
Analysis Method: SM 2320B-2011
Analysis Description: 2320B Alkalinity
Laboratory: Pace Analytical Services - Asheville
Associated Lab Samples: 92714026001

METHOD BLANK: 4305898 Matrix: Water
Associated Lab Samples: 92714026001

Parameter	Units	Blank Result	Reporting Limit	Analyzed	Qualifiers
Alkalinity, Total as CaCO3	mg/L	ND	5.0	02/19/24 11:38	
Alkalinity,Bicarbonate (CaCO3)	mg/L	ND	5.0	02/19/24 11:38	
Alkalinity,Carbonate (CaCO3)	mg/L	ND	5.0	02/19/24 11:38	

LABORATORY CONTROL SAMPLE: 4305899

Parameter	Units	Spike Conc.	LCS Result	LCS % Rec	% Rec Limits	Qualifiers
Alkalinity, Total as CaCO3	mg/L	50	50.9	102	80-120	

LABORATORY CONTROL SAMPLE: 4305900

Parameter	Units	Spike Conc.	LCS Result	LCS % Rec	% Rec Limits	Qualifiers
Alkalinity, Total as CaCO3	mg/L	50	51.5	103	80-120	

MATRIX SPIKE & MATRIX SPIKE DUPLICATE: 4305901 4305902

Parameter	Units	92714030002 Result	MS Spike Conc.	MSD Spike Conc.	MS Result	MSD Result	MS % Rec	MSD % Rec	% Rec Limits	RPD	Max RPD	Qual
Alkalinity, Total as CaCO3	mg/L	74.6	50	50	123	123	97	96	80-120	0	25	

MATRIX SPIKE & MATRIX SPIKE DUPLICATE: 4305903 4305904

Parameter	Units	92714030003 Result	MS Spike Conc.	MSD Spike Conc.	MS Result	MSD Result	MS % Rec	MSD % Rec	% Rec Limits	RPD	Max RPD	Qual
Alkalinity, Total as CaCO3	mg/L	68.8	50	50	116	117	95	96	80-120	0	25	

Results presented on this page are in the units indicated by the "Units" column except where an alternate unit is presented to the right of the result.

This report shall not be reproduced, except in full,
without the written consent of Pace Analytical Services, LLC.

Pace Analytical Services, LLC
110 Technology Parkway
Peachtree Corners, GA 30092
(770)734-4200

QUALITY CONTROL DATA

Project: Plant Hammond-CCR Ash Pond
Pace Project No.: 92714026

QC Batch: 833254
QC Batch Method: EPA 9056A
Analysis Method: EPA 9056A
Analysis Description: 9056 IC anions 28 Days
Laboratory: Pace Analytical Services - Asheville
Associated Lab Samples: 92714026001

METHOD BLANK: 4305830 Matrix: Water
Associated Lab Samples: 92714026001

Parameter	Units	Blank Result	Reporting Limit	Analyzed	Qualifiers
Chloride	mg/L	ND	1.0	02/19/24 17:36	
Fluoride	mg/L	ND	0.10	02/19/24 17:36	
Sulfate	mg/L	ND	1.0	02/19/24 17:36	

LABORATORY CONTROL SAMPLE: 4305831

Parameter	Units	Spike Conc.	LCS Result	LCS % Rec	% Rec Limits	Qualifiers
Chloride	mg/L	50	50.2	100	90-110	
Fluoride	mg/L	2.5	2.4	96	90-110	
Sulfate	mg/L	50	50.1	100	90-110	

MATRIX SPIKE & MATRIX SPIKE DUPLICATE: 4305832 4305833

Parameter	Units	92714025002 Result	MS Spike Conc.	MSD Spike Conc.	MS Result	MSD Result	MS % Rec	MSD % Rec	% Rec Limits	RPD	Max RPD	Qual
Chloride	mg/L	1.3	50	50	53.7	54.4	105	106	90-110	1	10	
Fluoride	mg/L	ND	2.5	2.5	2.5	2.6	98	100	90-110	2	10	
Sulfate	mg/L	9.2	50	50	62.0	62.7	106	107	90-110	1	10	

MATRIX SPIKE & MATRIX SPIKE DUPLICATE: 4305834 4305835

Parameter	Units	92713850001 Result	MS Spike Conc.	MSD Spike Conc.	MS Result	MSD Result	MS % Rec	MSD % Rec	% Rec Limits	RPD	Max RPD	Qual
Chloride	mg/L	42.4	50	50	94.1	95.9	103	107	90-110	2	10	
Fluoride	mg/L	0.29	2.5	2.5	2.8	2.9	100	104	90-110	3	10	
Sulfate	mg/L	26.6	50	50	78.9	80.4	105	108	90-110	2	10	

Results presented on this page are in the units indicated by the "Units" column except where an alternate unit is presented to the right of the result.

REPORT OF LABORATORY ANALYSIS

This report shall not be reproduced, except in full,
without the written consent of Pace Analytical Services, LLC.

Pace Analytical Services, LLC
110 Technology Parkway
Peachtree Corners, GA 30092
(770)734-4200

QUALIFIERS

Project: Plant Hammond-CCR Ash Pond
Pace Project No.: 92714026

DEFINITIONS

DF - Dilution Factor, if reported, represents the factor applied to the reported data due to dilution of the sample aliquot.

ND - Not Detected at or above adjusted reporting limit.

TNTC - Too Numerous To Count

J - Estimated concentration above the adjusted method detection limit and below the adjusted reporting limit.

MDL - Adjusted Method Detection Limit.

PQL - Practical Quantitation Limit.

RL - Reporting Limit - The lowest concentration value that meets project requirements for quantitative data with known precision and bias for a specific analyte in a specific matrix.

S - Surrogate

1,2-Diphenylhydrazine decomposes to and cannot be separated from Azobenzene using Method 8270. The result for each analyte is a combined concentration.

Consistent with EPA guidelines, unrounded data are displayed and have been used to calculate % recovery and RPD values.

LCS(D) - Laboratory Control Sample (Duplicate)

MS(D) - Matrix Spike (Duplicate)

DUP - Sample Duplicate

RPD - Relative Percent Difference

NC - Not Calculable.

SG - Silica Gel - Clean-Up

U - Indicates the compound was analyzed for, but not detected.

Acid preservation may not be appropriate for 2 Chloroethylvinyl ether.

A separate vial preserved to a pH of 4-5 is recommended in SW846 Chapter 4 for the analysis of Acrolein and Acrylonitrile by EPA Method 8260.

N-Nitrosodiphenylamine decomposes and cannot be separated from Diphenylamine using Method 8270. The result reported for each analyte is a combined concentration.

Reported results are not rounded until the final step prior to reporting. Therefore, calculated parameters that are typically reported as "Total" may vary slightly from the sum of the reported component parameters.

Pace Analytical is TNI accredited. Contact your Pace PM for the current list of accredited analytes.

TNI - The NELAC Institute.

ANALYTE QUALIFIERS

M1 Matrix spike recovery exceeded QC limits. Batch accepted based on laboratory control sample (LCS) recovery.

This report shall not be reproduced, except in full,
without the written consent of Pace Analytical Services, LLC.

Pace Analytical Services, LLC
110 Technology Parkway
Peachtree Corners, GA 30092
(770)734-4200

QUALITY CONTROL DATA CROSS REFERENCE TABLE

Project: Plant Hammond-CCR Ash Pond
Pace Project No.: 92714026

Lab ID	Sample ID	QC Batch Method	QC Batch	Analytical Method	Analytical Batch
92714026001	**HAM-H+0.25**	EPA 3010A	833152	EPA 6010D	833185
92714026001	**HAM-H+0.25**	EPA 3005A	833135	EPA 6020B	833184
92714026001	**HAM-H+0.25**	SM 2540C-2015	833306		
92714026001	**HAM-H+0.25**	SM 2320B-2011	833280		
92714026001	**HAM-H+0.25**	EPA 9056A	833254		

This report shall not be reproduced, except in full,
without the written consent of Pace Analytical Services, LLC.

Pace Analytical

CHAIN-OF-CUSTODY / Analytical

The Chain-of-Custody is a LEGAL DOCUMENT. All r

WO# : 92714026

92714026

f 1

Section A Required Client Information:		Section B Required Project Information:		Section C Invoice Information:	
Company:	ARCADIS - Atlanta	Report To:	Kristen Jurinko, Noelia Gangi, Ben Hodges	Attention:	Kristen Jurinko
Address:	2839 Paces Ferry Rd	Copy To:	Warren Johnson	Company Name:	GPC
	Atlanta, GA 30339			Address:	
Email:	warren.johnson@arcadis.com	Purchase Order #:	GPC11066180	Pace Quote:	
Phone:	678.485.5298 Fax:	Project Name:	Plant Hammond/CCR Ash Pond Closure	Pace Project Manager:	Mayia Parks@pacelabs.com,
Requested Due Date:	5 day TAT	Project #:		Pace Profile #:	12500

Regulatory Agency	
State / Location	
	GA

Requested Analysis Filtered (Y/N)

ITEM #	SAMPLE ID (One Character per box. (A-Z, 0-9 / , -) Sample Ids must be unique)	MATRIX CODE (see valid codes to left)	SAMPLE TYPE (G=GRAB C=COMP)	COLLECTED START DATE	COLLECTED START TIME	COLLECTED END DATE	COLLECTED END TIME	SAMPLE TEMP AT COLLECTION	# OF CONTAINERS	Preservatives: Unpreserved	H2SO4	HNO3	HCl	NaOH	Na2S2O3	Methanol	Other	Analyses Test (Y/N): Alkalinity (Total /B/Carb)	CL, F, SO4	TDS	App III Metals - B, Ca	App IV Metals - Co only	App IV Metals - Mo only	App IV Metals - Co, Mo	Metals - Mg, Na, K					Residual Chlorine (Y/N)	
1	HAM-H+0.25	WS	G	2/16/24	1212				3	X		X						X	X	X	X			X	X						
2																															
3																															
4																															
5																															
6																															
7																															
8																															
9																															
10																															
11																															

MATRIX CODE: Drinking Water DW; Water WT; Waste Water WW; Product P; Soil/Solid SL; Oil OL; Wipe WP; Air AR; Other OT; Tissue TS

ADDITIONAL COMMENTS	RELINQUISHED BY / AFFILIATION	DATE	TIME	ACCEPTED BY / AFFILIATION	DATE	TIME	SAMPLE CONDITIONS
CCR App III[1] - Boron, Calcium, Chloride, Floride, Sulfate, TDS	/ Arcadis	2/16/24	1555	/ Pace	2/16/24	1555	
Major Ions - Mg, Na, K, total alkalinity, bicarbonate alkalinity							
HAM-CSURF-ASSMT-2024S1							

SAMPLER NAME AND SIGNATURE			
PRINT Name of SAMPLER:	Garrett G		
SIGNATURE of SAMPLER:		DATE Signed: 2-16-24	

TEMP in C	Received on Ice (Y/N)	Custody Sealed Cooler (Y/N)	Samples Intact (Y/N)

DC#_Title: ENV-FRM-HUN1-0083 v03_Sample Condition Upon Receipt

Effective Date: 12/01/2023

Laboratory receiving samples:
Asheville ☐ Eden ☐ Greenwood ☐ Huntersville ☐ Raleigh ☐ Mechan

WO#: 92714026
PM: MP Due Date: 02/26/24
CLIENT: GA-ArcadAtl

Sample Condition Upon Receipt

Client Name: Arcadis

Project #:

Courier: ☐ Fed Ex ☐ UPS ☐ USPS ☑ Client ☐ Commercial ☑ Pace 2/16/24 SM ☐ Other:____

Custody Seal Present? ☑ Yes ☐ No **Seals Intact?** ☑ Yes ☐ No ☐ N/A

Date/Initials Person Examining Contents: 2/16/24 SM

Packing Material: ☑ Bubble Wrap ☐ Bubble Bags ☐ None ☐ Other

Biological Tissue Frozen? ☐ Yes ☐ No ☐ N/A

Thermometer: ☑ IR Gun ID: 230 **Type of Ice:** ☑ Wet ☐ Blue ☐ None

Cooler Temp: 3.0 **Correction Factor:** Add/Subtract (°C) +0.1

Temp should be above freezing to 6°C
☐ Samples out of temp criteria. Samples on ice, cooling process has begun

Cooler Temp Corrected (°C): 3.1

USDA Regulated Soil (☐ N/A, water sample)
Did samples originate in a quarantine zone within the United States: CA, NY, or SC (check maps)? ☐ Yes ☐ No

Did samples originate from a foreign source (internationally, including Hawaii and Puerto Rico)? ☐ Yes ☐ No

				Comments/Discrepancy:
Chain of Custody Present?	☑ Yes	☐ No	☐ N/A	1.
Samples Arrived within Hold Time?	☑ Yes	☐ No	☐ N/A	2.
Short Hold Time Analysis (<72 hr.)?	☑ Yes	☐ No	☐ N/A	3.
Rush Turn Around Time Requested?	☐ Yes	☑ No	☐ N/A	4.
Sufficient Volume?	☑ Yes	☐ No	☐ N/A	5.
Correct Containers Used?	☑ Yes	☐ No	☐ N/A	6.
-Pace Containers Used?	☑ Yes	☐ No	☐ N/A	
Containers Intact?	☑ Yes	☐ No	☐ N/A	7.
Dissolved analysis: Samples Field Filtered?	☑ Yes	☐ No	☐ N/A	8.
Sample Labels Match COC? -Includes Date/Time/ID/Analysis Matrix: W	☑ Yes	☐ No	☐ N/A	9.
Headspace in VOA Vials (>5-6mm)?	☐ Yes	☐ No	☑ N/A	10.
Trip Blank Present?	☐ Yes	☐ No	☑ N/A	11.
Trip Blank Custody Seals Present?	☐ Yes	☐ No	☑ N/A	

Field Data Required? ☐ Yes ☐ No

COMMENTS/SAMPLE DISCREPANCY

Lot ID of split containers:

CLIENT NOTIFICATION/RESOLUTION

Person contacted: Date/Time:

Project Manager SCURF Review: **Date:**

Project Manager SRF Review: **Date:**

***Check mark top half of box if pH and/or dechlorination is verified and within the acceptance range for preservation samples.**

Exceptions: VOA, Coliform, TOC, Oil and Grease, DRO/8015 (water) DOC, LLHg

****Bottom half of box is to list number of bottles**

*****Check all unpreserved Nitrates for chlorine**

Project # WO#: 92714026

Due Date: 02/26/24

PM: MP

CLIENT: GA-ArcadAtl

Item#	BP4U-125 mL Plastic Unpreserved (N/A) (Cl-)	BP3U-250 mL Plastic Unpreserved (N/A)	BP2U-500 mL Plastic Unpreserved (N/A)	BP1U-1 liter Plastic Unpreserved (N/A)	BP4S-125 mL Plastic H2SO4 (pH < 2) (Cl-)	BP3N-250 mL plastic HNO3 (pH < 2)	BP4Z-125 mL Plastic ZN Acetate & NaOH (>9)	BP4B-125 mL Plastic NaOH (pH > 12) (Cl-)	WGFU-Wide-mouthed Glass jar Unpreserved	AG1U-1 liter Amber Unpreserved (N/A) (Cl-)	AG1H-1 liter Amber HCl (pH < 2)	AG3U-250 mL Amber Unpreserved (N/A) (Cl-)	AG1S-1 liter Amber H2SO4 (pH < 2)	AG3S-250 mL Amber H2SO4 (pH < 2)	DG94-40 mL Amber NH4Cl (N/A)(Cl-)	DG9H-40 mL VOA HCl (N/A)	VG9T-40 mL VOA Na2S2O3 (N/A)	VG9U-40 mL VOA Unpreserved (N/A)	DG9V-40 mL VOA H3PO4 (N/A)	KP7U-50 mL Plastic Unpreserved (N/A)	V/GK (3 vials per kit)-VPH/Gas kit (N/A)	SP5T-125 mL Sterile Plastic (N/A – lab)	SP2T-250 mL Sterile Plastic (N/A – lab)		BP3R-250 mL Plastic (NH2)2SO4 (9.3-9.7)	AG0U-100 mL Amber Unpreserved (N/A) (Cl-)	VSGU-20 mL Scintillation vials (N/A)	DG9U-40 mL Amber Unpreserved vials (N/A)
1			2			/																						
2																												
3																												
4																												
5																												
6																												
7																												
8																												
9																												
10																												
11																												
12																												

pH Adjustment Log for Preserved Samples

Sample ID	Type of Preservative	pH upon receipt	Date preservation adjusted	Time preservation adjusted	Amount of Preservative added	Lot #

Note: Whenever there is a discrepancy affecting North Carolina compliance samples, a copy of this form will be sent to the North Carolina DENR Certification Office (i.e. Out of hold, incorrect preservative, out of temp, incorrect containers.

Pace Analytical Services, LLC
110 Technology Parkway
Peachtree Corners, GA 30092
(770)734-4200

February 27, 2024

Kelley Sharpe
ARCADIS - Atlanta
2839 Paces Ferry Rd
STE 900
Atlanta, GA 30339

RE: Project: Plant Hammond-CCR Ash Pond-Revised Report
Pace Project No.: 92714030

Dear Kelley Sharpe:

Enclosed are the analytical results for sample(s) received by the laboratory on February 16, 2024. The results relate only to the samples included in this report. Results reported herein conform to the applicable TNI/NELAC Standards and the laboratory's Quality Manual, where applicable, unless otherwise noted in the body of the report.

The test results provided in this final report were generated by each of the following laboratories within the Pace Network:

- Pace Analytical Services - Asheville
- Pace Analytical Services - Peachtree Corners, GA

Rev. 1 - Updated sample ID's for GA Power EQuIS uploading.

If you have any questions concerning this report, please feel free to contact me.

Sincerely,

Maiya Parks

Maiya Parks
maiya.parks@pacelabs.com
770-734-4205
Project Manager

Enclosures

cc: Jordan Gamble, ARCADIS - Atlanta
Ben Hodges, Georgia Power-CCR
Christine Hug, Geosyntec Consultants, Inc.
Warren Johnson, ARCADIS - Atlanta
Allison Keefer, Southern Company
Laura Midkiff, Southern Company
Caroline Nelson, Geosyntec Consultants, Inc
Noelia Muskus Ruiz, Georgia Power
Tina Sullivan, ERM

REPORT OF LABORATORY ANALYSIS

This report shall not be reproduced, except in full,
without the written consent of Pace Analytical Services, LLC.

Pace Analytical Services, LLC
110 Technology Parkway
Peachtree Corners, GA 30092
(770)734-4200

CERTIFICATIONS

Project:	Plant Hammond-CCR Ash Pond-Revised Report
Pace Project No.:	92714030

Pace Analytical Services Asheville

2225 Riverside Drive, Asheville, NC 28804
Florida/NELAP Certification #: E87648
North Carolina Drinking Water Certification #: 37712
North Carolina Wastewater Certification #: 40
South Carolina Laboratory ID: 99030
South Carolina Certification #: 99030001
Virginia/VELAP Certification #: 460222

Pace Analytical Services Peachtree Corners

110 Technology Pkwy, Peachtree Corners, GA 30092
Florida DOH Certification #: E87315
Georgia DW Inorganics Certification #: 812
North Carolina Certification #: 381
South Carolina Certification #: 98011001
Virginia Certification #: 460204

This report shall not be reproduced, except in full,
without the written consent of Pace Analytical Services, LLC.

Pace Analytical Services, LLC
110 Technology Parkway
Peachtree Corners, GA 30092
(770)734-4200

SAMPLE SUMMARY

Project: Plant Hammond-CCR Ash Pond-Revised Report
Pace Project No.: 92714030

Lab ID	Sample ID	Matrix	Date Collected	Date Received
92714030001	**HAM-AP2-Up**	Water	02/16/24 09:45	02/16/24 15:55
92714030002	**HAM-AP2-Mid**	Water	02/16/24 09:15	02/16/24 15:55
92714030003	**HAM-AP2-Down**	Water	02/16/24 11:55	02/16/24 15:55
92714030004	**HAM-H+0.35**	Water	02/16/24 12:10	02/16/24 15:55
92714030005	**HAM-H+0.75**	Water	02/16/24 12:00	02/16/24 15:55

This report shall not be reproduced, except in full,
without the written consent of Pace Analytical Services, LLC.

Pace Analytical Services, LLC
110 Technology Parkway
Peachtree Corners, GA 30092
(770)734-4200

SAMPLE ANALYTE COUNT

Project: Plant Hammond-CCR Ash Pond-Revised Report
Pace Project No.: 92714030

Lab ID	Sample ID	Method	Analysts	Analytes Reported	Laboratory
92714030001	**HAM-AP2-Up**	EPA 6010D	AJM	5	PASI-GA
		EPA 6020B	CW1	1	PASI-GA
		SM 2540C-2015	DL1	1	PASI-GA
		SM 2320B-2011	YEG	3	PASI-A
		EPA 9056A	JCM	3	PASI-A
92714030002	**HAM-AP2-Mid**	EPA 6010D	AJM	5	PASI-GA
		EPA 6020B	CW1	1	PASI-GA
		SM 2540C-2015	DL1	1	PASI-GA
		SM 2320B-2011	YEG	3	PASI-A
		EPA 9056A	JCM	3	PASI-A
92714030003	**HAM-AP2-Down**	EPA 6010D	AJM	5	PASI-GA
		EPA 6020B	CW1	1	PASI-GA
		SM 2540C-2015	DL1	1	PASI-GA
		SM 2320B-2011	YEG	3	PASI-A
		EPA 9056A	JCM	3	PASI-A
92714030004	**HAM-H+0.35**	EPA 6010D	AJM	5	PASI-GA
		EPA 6020B	CW1	1	PASI-GA
		SM 2540C-2015	DL1	1	PASI-GA
		SM 2320B-2011	YEG	3	PASI-A
		EPA 9056A	JCM	3	PASI-A
92714030005	**HAM-H+0.75**	EPA 6010D	AJM	5	PASI-GA
		EPA 6020B	CW1	1	PASI-GA
		SM 2540C-2015	DL1	1	PASI-GA
		SM 2320B-2011	YEG	3	PASI-A
		EPA 9056A	JCM	3	PASI-A

PASI-A = Pace Analytical Services - Asheville
PASI-GA = Pace Analytical Services - Peachtree Corners, GA

This report shall not be reproduced, except in full,
without the written consent of Pace Analytical Services, LLC.

Pace Analytical Services, LLC
110 Technology Parkway
Peachtree Corners, GA 30092
(770)734-4200

ANALYTICAL RESULTS

Project: Plant Hammond-CCR Ash Pond-Revised Report
Pace Project No.: 92714030

Sample: HAM-AP2-Up **Lab ID: 92714030001** Collected: 02/16/24 09:45 Received: 02/16/24 15:55 Matrix: Water

Parameters	Results	Units	Report Limit	DF	Prepared	Analyzed	CAS No.	Qual
6010D ATL ICP	Analytical Method: EPA 6010D Preparation Method: EPA 3010A							
	Pace Analytical Services - Peachtree Corners, GA							
Boron	ND	mg/L	0.040	1	02/17/24 08:52	02/25/24 23:55	7440-42-8	
Potassium	**0.68**	mg/L	0.50	1	02/17/24 08:52	02/25/24 23:55	7440-09-7	
Sodium	**1.6**	mg/L	1.0	1	02/17/24 08:52	02/25/24 23:55	7440-23-5	
Calcium	**26.1**	mg/L	1.0	1	02/17/24 08:52	02/25/24 23:55	7440-70-2	
Magnesium	**2.9**	mg/L	0.050	1	02/17/24 08:52	02/25/24 23:55	7439-95-4	
6020 MET ICPMS	Analytical Method: EPA 6020B Preparation Method: EPA 3005A							
	Pace Analytical Services - Peachtree Corners, GA							
Cobalt	ND	mg/L	0.0050	1	02/17/24 06:56	02/20/24 13:09	7440-48-4	
2540C Total Dissolved Solids	Analytical Method: SM 2540C-2015							
	Pace Analytical Services - Peachtree Corners, GA							
Total Dissolved Solids	**196**	mg/L	25.0	1		02/19/24 15:47		
2320B Alkalinity	Analytical Method: SM 2320B-2011							
	Pace Analytical Services - Asheville							
Alkalinity,Bicarbonate (CaCO3)	**74.8**	mg/L	5.0	1		02/19/24 13:03		
Alkalinity,Carbonate (CaCO3)	ND	mg/L	5.0	1		02/19/24 13:03		
Alkalinity, Total as CaCO3	**74.8**	mg/L	5.0	1		02/19/24 13:03		
9056 IC anions 28 Days	Analytical Method: EPA 9056A							
	Pace Analytical Services - Asheville							
Chloride	**1.2**	mg/L	1.0	1		02/18/24 22:08	16887-00-6	
Fluoride	ND	mg/L	0.10	1		02/18/24 22:08	16984-48-8	
Sulfate	**6.3**	mg/L	1.0	1		02/18/24 22:08	14808-79-8	

This report shall not be reproduced, except in full,
without the written consent of Pace Analytical Services, LLC.

Pace Analytical Services, LLC
110 Technology Parkway
Peachtree Corners, GA 30092
(770)734-4200

ANALYTICAL RESULTS

Project: Plant Hammond-CCR Ash Pond-Revised Report
Pace Project No.: 92714030

Sample: HAM-AP2-Mid **Lab ID: 92714030002** Collected: 02/16/24 09:15 Received: 02/16/24 15:55 Matrix: Water

Parameters	Results	Units	Report Limit	DF	Prepared	Analyzed	CAS No.	Qual
6010D ATL ICP	Analytical Method: EPA 6010D Preparation Method: EPA 3010A							
	Pace Analytical Services - Peachtree Corners, GA							
Boron	ND	mg/L	0.040	1	02/17/24 08:52	02/26/24 00:00	7440-42-8	
Potassium	**0.75**	mg/L	0.50	1	02/17/24 08:52	02/26/24 00:00	7440-09-7	
Sodium	**1.6**	mg/L	1.0	1	02/17/24 08:52	02/26/24 00:00	7440-23-5	
Calcium	**26.5**	mg/L	1.0	1	02/17/24 08:52	02/26/24 00:00	7440-70-2	
Magnesium	**2.9**	mg/L	0.050	1	02/17/24 08:52	02/26/24 00:00	7439-95-4	
6020 MET ICPMS	Analytical Method: EPA 6020B Preparation Method: EPA 3005A							
	Pace Analytical Services - Peachtree Corners, GA							
Cobalt	ND	mg/L	0.0050	1	02/17/24 06:56	02/20/24 13:13	7440-48-4	
2540C Total Dissolved Solids	Analytical Method: SM 2540C-2015							
	Pace Analytical Services - Peachtree Corners, GA							
Total Dissolved Solids	**107**	mg/L	25.0	1		02/19/24 15:48		
2320B Alkalinity	Analytical Method: SM 2320B-2011							
	Pace Analytical Services - Asheville							
Alkalinity,Bicarbonate (CaCO3)	**74.6**	mg/L	5.0	1		02/19/24 13:11		
Alkalinity,Carbonate (CaCO3)	ND	mg/L	5.0	1		02/19/24 13:11		
Alkalinity, Total as CaCO3	**74.6**	mg/L	5.0	1		02/19/24 13:11		
9056 IC anions 28 Days	Analytical Method: EPA 9056A							
	Pace Analytical Services - Asheville							
Chloride	**1.3**	mg/L	1.0	1		02/18/24 22:23	16887-00-6	
Fluoride	ND	mg/L	0.10	1		02/18/24 22:23	16984-48-8	
Sulfate	**8.1**	mg/L	1.0	1		02/18/24 22:23	14808-79-8	

This report shall not be reproduced, except in full,
without the written consent of Pace Analytical Services, LLC.

Pace Analytical Services, LLC
110 Technology Parkway
Peachtree Corners, GA 30092
(770)734-4200

ANALYTICAL RESULTS

Project: Plant Hammond-CCR Ash Pond-Revised Report
Pace Project No.: 92714030

Sample: HAM-AP2-Down **Lab ID: 92714030003** Collected: 02/16/24 11:55 Received: 02/16/24 15:55 Matrix: Water

Parameters	Results	Units	Report Limit	DF	Prepared	Analyzed	CAS No.	Qual
6010D ATL ICP	Analytical Method: EPA 6010D Preparation Method: EPA 3010A							
	Pace Analytical Services - Peachtree Corners, GA							
Boron	ND	mg/L	0.040	1	02/17/24 08:52	02/26/24 00:14	7440-42-8	
Potassium	**0.99**	mg/L	0.50	1	02/17/24 08:52	02/26/24 00:14	7440-09-7	
Sodium	**1.9**	mg/L	1.0	1	02/17/24 08:52	02/26/24 00:14	7440-23-5	
Calcium	**23.4**	mg/L	1.0	1	02/17/24 08:52	02/26/24 00:14	7440-70-2	
Magnesium	**2.9**	mg/L	0.050	1	02/17/24 08:52	02/26/24 00:14	7439-95-4	
6020 MET ICPMS	Analytical Method: EPA 6020B Preparation Method: EPA 3005A							
	Pace Analytical Services - Peachtree Corners, GA							
Cobalt	ND	mg/L	0.0050	1	02/17/24 06:56	02/20/24 13:17	7440-48-4	
2540C Total Dissolved Solids	Analytical Method: SM 2540C-2015							
	Pace Analytical Services - Peachtree Corners, GA							
Total Dissolved Solids	**116**	mg/L	25.0	1		02/19/24 15:48		
2320B Alkalinity	Analytical Method: SM 2320B-2011							
	Pace Analytical Services - Asheville							
Alkalinity,Bicarbonate (CaCO3)	**68.8**	mg/L	5.0	1		02/19/24 13:33		
Alkalinity,Carbonate (CaCO3)	ND	mg/L	5.0	1		02/19/24 13:33		
Alkalinity, Total as CaCO3	**68.8**	mg/L	5.0	1		02/19/24 13:33		
9056 IC anions 28 Days	Analytical Method: EPA 9056A							
	Pace Analytical Services - Asheville							
Chloride	**1.6**	mg/L	1.0	1		02/18/24 23:29	16887-00-6	
Fluoride	ND	mg/L	0.10	1		02/18/24 23:29	16984-48-8	
Sulfate	**7.9**	mg/L	1.0	1		02/18/24 23:29	14808-79-8	

This report shall not be reproduced, except in full,
without the written consent of Pace Analytical Services, LLC.

Pace Analytical Services, LLC
110 Technology Parkway
Peachtree Corners, GA 30092
(770)734-4200

ANALYTICAL RESULTS

Project: Plant Hammond-CCR Ash Pond-Revised Report
Pace Project No.: 92714030

Sample: HAM-H+0.35 **Lab ID: 92714030004** Collected: 02/16/24 12:10 Received: 02/16/24 15:55 Matrix: Water

Parameters	Results	Units	Report Limit	DF	Prepared	Analyzed	CAS No.	Qual
6010D ATL ICP	Analytical Method: EPA 6010D Preparation Method: EPA 3010A							
	Pace Analytical Services - Peachtree Corners, GA							
Boron	ND	mg/L	0.040	1	02/17/24 08:52	02/26/24 00:19	7440-42-8	
Potassium	**1.9**	mg/L	0.50	1	02/17/24 08:52	02/26/24 00:19	7440-09-7	
Sodium	**3.5**	mg/L	1.0	1	02/17/24 08:52	02/26/24 00:19	7440-23-5	
Calcium	**10.1**	mg/L	1.0	1	02/17/24 08:52	02/26/24 00:19	7440-70-2	
Magnesium	**2.6**	mg/L	0.050	1	02/17/24 08:52	02/26/24 00:19	7439-95-4	
6020 MET ICPMS	Analytical Method: EPA 6020B Preparation Method: EPA 3005A							
	Pace Analytical Services - Peachtree Corners, GA							
Cobalt	ND	mg/L	0.0050	1	02/17/24 06:56	02/20/24 13:21	7440-48-4	
2540C Total Dissolved Solids	Analytical Method: SM 2540C-2015							
	Pace Analytical Services - Peachtree Corners, GA							
Total Dissolved Solids	**75.0**	mg/L	25.0	1		02/19/24 15:48		
2320B Alkalinity	Analytical Method: SM 2320B-2011							
	Pace Analytical Services - Asheville							
Alkalinity,Bicarbonate (CaCO3)	**30.0**	mg/L	5.0	1		02/19/24 13:54		
Alkalinity,Carbonate (CaCO3)	ND	mg/L	5.0	1		02/19/24 13:54		
Alkalinity, Total as CaCO3	**30.0**	mg/L	5.0	1		02/19/24 13:54		
9056 IC anions 28 Days	Analytical Method: EPA 9056A							
	Pace Analytical Services - Asheville							
Chloride	**3.7**	mg/L	1.0	1		02/18/24 23:44	16887-00-6	
Fluoride	ND	mg/L	0.10	1		02/18/24 23:44	16984-48-8	
Sulfate	**5.5**	mg/L	1.0	1		02/18/24 23:44	14808-79-8	

This report shall not be reproduced, except in full,
without the written consent of Pace Analytical Services, LLC.

Pace Analytical Services, LLC
110 Technology Parkway
Peachtree Corners, GA 30092
(770)734-4200

ANALYTICAL RESULTS

Project: Plant Hammond-CCR Ash Pond-Revised Report
Pace Project No.: 92714030

Sample: HAM-H+0.75 **Lab ID: 92714030005** Collected: 02/16/24 12:00 Received: 02/16/24 15:55 Matrix: Water

Parameters	Results	Units	Report Limit	DF	Prepared	Analyzed	CAS No.	Qual
6010D ATL ICP	Analytical Method: EPA 6010D Preparation Method: EPA 3010A							
	Pace Analytical Services - Peachtree Corners, GA							
Boron	ND	mg/L	0.040	1	02/17/24 08:52	02/26/24 00:24	7440-42-8	
Potassium	**1.9**	mg/L	0.50	1	02/17/24 08:52	02/26/24 00:24	7440-09-7	
Sodium	**3.9**	mg/L	1.0	1	02/17/24 08:52	02/26/24 00:24	7440-23-5	
Calcium	**10.3**	mg/L	1.0	1	02/17/24 08:52	02/26/24 00:24	7440-70-2	
Magnesium	**2.6**	mg/L	0.050	1	02/17/24 08:52	02/26/24 00:24	7439-95-4	
6020 MET ICPMS	Analytical Method: EPA 6020B Preparation Method: EPA 3005A							
	Pace Analytical Services - Peachtree Corners, GA							
Cobalt	ND	mg/L	0.0050	1	02/17/24 06:56	02/20/24 13:26	7440-48-4	
2540C Total Dissolved Solids	Analytical Method: SM 2540C-2015							
	Pace Analytical Services - Peachtree Corners, GA							
Total Dissolved Solids	**79.0**	mg/L	25.0	1		02/19/24 15:48		
2320B Alkalinity	Analytical Method: SM 2320B-2011							
	Pace Analytical Services - Asheville							
Alkalinity,Bicarbonate (CaCO3)	**30.4**	mg/L	5.0	1		02/19/24 14:10		
Alkalinity,Carbonate (CaCO3)	ND	mg/L	5.0	1		02/19/24 14:10		
Alkalinity, Total as CaCO3	**30.4**	mg/L	5.0	1		02/19/24 14:10		
9056 IC anions 28 Days	Analytical Method: EPA 9056A							
	Pace Analytical Services - Asheville							
Chloride	**3.8**	mg/L	1.0	1		02/19/24 00:00	16887-00-6	
Fluoride	ND	mg/L	0.10	1		02/19/24 00:00	16984-48-8	
Sulfate	**6.2**	mg/L	1.0	1		02/19/24 00:00	14808-79-8	

This report shall not be reproduced, except in full,
without the written consent of Pace Analytical Services, LLC.

Pace Analytical Services, LLC
110 Technology Parkway
Peachtree Corners, GA 30092
(770)734-4200

QUALITY CONTROL DATA

Project: Plant Hammond-CCR Ash Pond-Revised Report
Pace Project No.: 92714030

QC Batch: 833152
QC Batch Method: EPA 3010A
Analysis Method: EPA 6010D
Analysis Description: 6010D ATL
Laboratory: Pace Analytical Services - Peachtree Corners, GA
Associated Lab Samples: 92714030001, 92714030002, 92714030003, 92714030004, 92714030005

METHOD BLANK: 4305559 Matrix: Water
Associated Lab Samples: 92714030001, 92714030002, 92714030003, 92714030004, 92714030005

Parameter	Units	Blank Result	Reporting Limit	Analyzed	Qualifiers
Boron	mg/L	ND	0.040	02/25/24 23:16	
Calcium	mg/L	ND	1.0	02/25/24 23:16	
Magnesium	mg/L	ND	0.050	02/25/24 23:16	
Potassium	mg/L	ND	0.50	02/25/24 23:16	
Sodium	mg/L	ND	1.0	02/25/24 23:16	

LABORATORY CONTROL SAMPLE: 4305560

Parameter	Units	Spike Conc.	LCS Result	LCS % Rec	% Rec Limits	Qualifiers
Boron	mg/L	1	1.0	100	80-120	
Calcium	mg/L	1	.95J	95	80-120	
Magnesium	mg/L	1	1.0	100	80-120	
Potassium	mg/L	1	0.93	93	80-120	
Sodium	mg/L	1	.94J	94	80-120	

MATRIX SPIKE & MATRIX SPIKE DUPLICATE: 4305561 4305562

Parameter	Units	92714025001 Result	MS Spike Conc.	MSD Spike Conc.	MS Result	MSD Result	MS % Rec	MSD % Rec	% Rec Limits	RPD	Max RPD	Qual
Boron	mg/L	ND	1	1	1.1	1.1	103	104	75-125	1	20	
Calcium	mg/L	11.1	1	1	12.1	12.3	106	127	75-125	2	20	M1
Magnesium	mg/L	2.2	1	1	3.3	3.3	106	110	75-125	1	20	
Potassium	mg/L	0.95	1	1	1.9	1.9	94	96	75-125	1	20	
Sodium	mg/L	1.5	1	1	2.5	2.5	104	106	75-125	1	20	

Results presented on this page are in the units indicated by the "Units" column except where an alternate unit is presented to the right of the result.

This report shall not be reproduced, except in full,
without the written consent of Pace Analytical Services, LLC.

Pace Analytical Services, LLC
110 Technology Parkway
Peachtree Corners, GA 30092
(770)734-4200

QUALITY CONTROL DATA

Project: Plant Hammond-CCR Ash Pond-Revised Report
Pace Project No.: 92714030

QC Batch: 833135
QC Batch Method: EPA 3005A
Analysis Method: EPA 6020B
Analysis Description: 6020 MET
Laboratory: Pace Analytical Services - Peachtree Corners, GA
Associated Lab Samples: 92714030001, 92714030002, 92714030003, 92714030004, 92714030005

METHOD BLANK: 4305529
Matrix: Water
Associated Lab Samples: 92714030001, 92714030002, 92714030003, 92714030004, 92714030005

Parameter	Units	Blank Result	Reporting Limit	Analyzed	Qualifiers
Cobalt	mg/L	ND	0.0050	02/20/24 12:48	

LABORATORY CONTROL SAMPLE: 4305530

Parameter	Units	Spike Conc.	LCS Result	LCS % Rec	% Rec Limits	Qualifiers
Cobalt	mg/L	0.1	0.098	98	80-120	

MATRIX SPIKE & MATRIX SPIKE DUPLICATE: 4305531 4305532

Parameter	Units	92713838027 Result	MS Spike Conc.	MSD Spike Conc.	MS Result	MSD Result	MS % Rec	MSD % Rec	% Rec Limits	RPD	Max RPD	Qual
Cobalt	mg/L	ND	0.1	0.1	0.096	0.097	96	97	75-125	1	20	

Results presented on this page are in the units indicated by the "Units" column except where an alternate unit is presented to the right of the result.

REPORT OF LABORATORY ANALYSIS

This report shall not be reproduced, except in full,
without the written consent of Pace Analytical Services, LLC.

Pace Analytical Services, LLC
110 Technology Parkway
Peachtree Corners, GA 30092
(770)734-4200

QUALITY CONTROL DATA

Project: Plant Hammond-CCR Ash Pond-Revised Report
Pace Project No.: 92714030

QC Batch: 833306
QC Batch Method: SM 2540C-2015
Analysis Method: SM 2540C-2015
Analysis Description: 2540C Total Dissolved Solids
Laboratory: Pace Analytical Services - Peachtree Corners, GA
Associated Lab Samples: 92714030001, 92714030002, 92714030003, 92714030004, 92714030005

METHOD BLANK: 4306003
Matrix: Water
Associated Lab Samples: 92714030001, 92714030002, 92714030003, 92714030004, 92714030005

Parameter	Units	Blank Result	Reporting Limit	Analyzed	Qualifiers
Total Dissolved Solids	mg/L	ND	25.0	02/19/24 15:42	

LABORATORY CONTROL SAMPLE: 4306004

Parameter	Units	Spike Conc.	LCS Result	LCS % Rec	% Rec Limits	Qualifiers
Total Dissolved Solids	mg/L	400	390	98	80-120	

SAMPLE DUPLICATE: 4306005

Parameter	Units	92713562001 Result	Dup Result	RPD	Max RPD	Qualifiers
Total Dissolved Solids	mg/L	66.0	70.0	6	10	

SAMPLE DUPLICATE: 4306006

Parameter	Units	92714026001 Result	Dup Result	RPD	Max RPD	Qualifiers
Total Dissolved Solids	mg/L	75.0	82.0	9	10	

Results presented on this page are in the units indicated by the "Units" column except where an alternate unit is presented to the right of the result.

REPORT OF LABORATORY ANALYSIS

This report shall not be reproduced, except in full,
without the written consent of Pace Analytical Services, LLC.

Pace Analytical Services, LLC
110 Technology Parkway
Peachtree Corners, GA 30092
(770)734-4200

QUALITY CONTROL DATA

Project: Plant Hammond-CCR Ash Pond-Revised Report
Pace Project No.: 92714030

QC Batch: 833280 | Analysis Method: SM 2320B-2011
QC Batch Method: SM 2320B-2011 | Analysis Description: 2320B Alkalinity
Laboratory: Pace Analytical Services - Asheville
Associated Lab Samples: 92714030001, 92714030002, 92714030003, 92714030004, 92714030005

METHOD BLANK: 4305898 | Matrix: Water
Associated Lab Samples: 92714030001, 92714030002, 92714030003, 92714030004, 92714030005

Parameter	Units	Blank Result	Reporting Limit	Analyzed	Qualifiers
Alkalinity, Total as CaCO3	mg/L	ND	5.0	02/19/24 11:38	
Alkalinity,Bicarbonate (CaCO3)	mg/L	ND	5.0	02/19/24 11:38	
Alkalinity,Carbonate (CaCO3)	mg/L	ND	5.0	02/19/24 11:38	

LABORATORY CONTROL SAMPLE: 4305899

Parameter	Units	Spike Conc.	LCS Result	LCS % Rec	% Rec Limits	Qualifiers
Alkalinity, Total as CaCO3	mg/L	50	50.9	102	80-120	

LABORATORY CONTROL SAMPLE: 4305900

Parameter	Units	Spike Conc.	LCS Result	LCS % Rec	% Rec Limits	Qualifiers
Alkalinity, Total as CaCO3	mg/L	50	51.5	103	80-120	

MATRIX SPIKE & MATRIX SPIKE DUPLICATE: 4305901 4305902

Parameter	Units	92714030002 Result	MS Spike Conc.	MSD Spike Conc.	MS Result	MSD Result	MS % Rec	MSD % Rec	% Rec Limits	RPD	Max RPD	Qual
Alkalinity, Total as CaCO3	mg/L	74.6	50	50	123	123	97	96	80-120	0	25	

MATRIX SPIKE & MATRIX SPIKE DUPLICATE: 4305903 4305904

Parameter	Units	92714030003 Result	MS Spike Conc.	MSD Spike Conc.	MS Result	MSD Result	MS % Rec	MSD % Rec	% Rec Limits	RPD	Max RPD	Qual
Alkalinity, Total as CaCO3	mg/L	68.8	50	50	116	117	95	96	80-120	0	25	

Results presented on this page are in the units indicated by the "Units" column except where an alternate unit is presented to the right of the result.

REPORT OF LABORATORY ANALYSIS

This report shall not be reproduced, except in full,
without the written consent of Pace Analytical Services, LLC.

Pace Analytical Services, LLC
110 Technology Parkway
Peachtree Corners, GA 30092
(770)734-4200

QUALITY CONTROL DATA

Project: Plant Hammond-CCR Ash Pond-Revised Report
Pace Project No.: 92714030

QC Batch: 833254
QC Batch Method: EPA 9056A
Analysis Method: EPA 9056A
Analysis Description: 9056 IC anions 28 Days
Laboratory: Pace Analytical Services - Asheville
Associated Lab Samples: 92714030001, 92714030002, 92714030003, 92714030004, 92714030005

METHOD BLANK: 4305830
Matrix: Water
Associated Lab Samples: 92714030001, 92714030002, 92714030003, 92714030004, 92714030005

Parameter	Units	Blank Result	Reporting Limit	Analyzed	Qualifiers
Chloride	mg/L	ND	1.0	02/19/24 17:36	
Fluoride	mg/L	ND	0.10	02/19/24 17:36	
Sulfate	mg/L	ND	1.0	02/19/24 17:36	

LABORATORY CONTROL SAMPLE: 4305831

Parameter	Units	Spike Conc.	LCS Result	LCS % Rec	% Rec Limits	Qualifiers
Chloride	mg/L	50	50.2	100	90-110	
Fluoride	mg/L	2.5	2.4	96	90-110	
Sulfate	mg/L	50	50.1	100	90-110	

MATRIX SPIKE & MATRIX SPIKE DUPLICATE: 4305832 4305833

Parameter	Units	92714025002 Result	MS Spike Conc.	MSD Spike Conc.	MS Result	MSD Result	MS % Rec	MSD % Rec	% Rec Limits	RPD	Max RPD	Qual
Chloride	mg/L	1.3	50	50	53.7	54.4	105	106	90-110	1	10	
Fluoride	mg/L	ND	2.5	2.5	2.5	2.6	98	100	90-110	2	10	
Sulfate	mg/L	9.2	50	50	62.0	62.7	106	107	90-110	1	10	

MATRIX SPIKE & MATRIX SPIKE DUPLICATE: 4305834 4305835

Parameter	Units	92713850001 Result	MS Spike Conc.	MSD Spike Conc.	MS Result	MSD Result	MS % Rec	MSD % Rec	% Rec Limits	RPD	Max RPD	Qual
Chloride	mg/L	42.4	50	50	94.1	95.9	103	107	90-110	2	10	
Fluoride	mg/L	0.29	2.5	2.5	2.8	2.9	100	104	90-110	3	10	
Sulfate	mg/L	26.6	50	50	78.9	80.4	105	108	90-110	2	10	

Results presented on this page are in the units indicated by the "Units" column except where an alternate unit is presented to the right of the result.

This report shall not be reproduced, except in full,
without the written consent of Pace Analytical Services, LLC.

Pace Analytical Services, LLC
110 Technology Parkway
Peachtree Corners, GA 30092
(770)734-4200

QUALIFIERS

Project: Plant Hammond-CCR Ash Pond-Revised Report
Pace Project No.: 92714030

DEFINITIONS

DF - Dilution Factor, if reported, represents the factor applied to the reported data due to dilution of the sample aliquot.

ND - Not Detected at or above adjusted reporting limit.

TNTC - Too Numerous To Count

J - Estimated concentration above the adjusted method detection limit and below the adjusted reporting limit.

MDL - Adjusted Method Detection Limit.

PQL - Practical Quantitation Limit.

RL - Reporting Limit - The lowest concentration value that meets project requirements for quantitative data with known precision and bias for a specific analyte in a specific matrix.

S - Surrogate

1,2-Diphenylhydrazine decomposes to and cannot be separated from Azobenzene using Method 8270. The result for each analyte is a combined concentration.

Consistent with EPA guidelines, unrounded data are displayed and have been used to calculate % recovery and RPD values.

LCS(D) - Laboratory Control Sample (Duplicate)

MS(D) - Matrix Spike (Duplicate)

DUP - Sample Duplicate

RPD - Relative Percent Difference

NC - Not Calculable.

SG - Silica Gel - Clean-Up

U - Indicates the compound was analyzed for, but not detected.

Acid preservation may not be appropriate for 2 Chloroethylvinyl ether.

A separate vial preserved to a pH of 4-5 is recommended in SW846 Chapter 4 for the analysis of Acrolein and Acrylonitrile by EPA Method 8260.

N-Nitrosodiphenylamine decomposes and cannot be separated from Diphenylamine using Method 8270. The result reported for each analyte is a combined concentration.

Reported results are not rounded until the final step prior to reporting. Therefore, calculated parameters that are typically reported as "Total" may vary slightly from the sum of the reported component parameters.

Pace Analytical is TNI accredited. Contact your Pace PM for the current list of accredited analytes.

TNI - The NELAC Institute.

ANALYTE QUALIFIERS

M1 Matrix spike recovery exceeded QC limits. Batch accepted based on laboratory control sample (LCS) recovery.

This report shall not be reproduced, except in full,
without the written consent of Pace Analytical Services, LLC.

Pace Analytical Services, LLC
110 Technology Parkway
Peachtree Corners, GA 30092
(770)734-4200

QUALITY CONTROL DATA CROSS REFERENCE TABLE

Project: Plant Hammond-CCR Ash Pond-Revised Report
Pace Project No.: 92714030

Lab ID	Sample ID	QC Batch Method	QC Batch	Analytical Method	Analytical Batch
92714030001	**HAM-AP2-Up**	EPA 3010A	833152	EPA 6010D	833185
92714030002	**HAM-AP2-Mid**	EPA 3010A	833152	EPA 6010D	833185
92714030003	**HAM-AP2-Down**	EPA 3010A	833152	EPA 6010D	833185
92714030004	**HAM-H+0.35**	EPA 3010A	833152	EPA 6010D	833185
92714030005	**HAM-H+0.75**	EPA 3010A	833152	EPA 6010D	833185
92714030001	**HAM-AP2-Up**	EPA 3005A	833135	EPA 6020B	833184
92714030002	**HAM-AP2-Mid**	EPA 3005A	833135	EPA 6020B	833184
92714030003	**HAM-AP2-Down**	EPA 3005A	833135	EPA 6020B	833184
92714030004	**HAM-H+0.35**	EPA 3005A	833135	EPA 6020B	833184
92714030005	**HAM-H+0.75**	EPA 3005A	833135	EPA 6020B	833184
92714030001	**HAM-AP2-Up**	SM 2540C-2015	833306		
92714030002	**HAM-AP2-Mid**	SM 2540C-2015	833306		
92714030003	**HAM-AP2-Down**	SM 2540C-2015	833306		
92714030004	**HAM-H+0.35**	SM 2540C-2015	833306		
92714030005	**HAM-H+0.75**	SM 2540C-2015	833306		
92714030001	**HAM-AP2-Up**	SM 2320B-2011	833280		
92714030002	**HAM-AP2-Mid**	SM 2320B-2011	833280		
92714030003	**HAM-AP2-Down**	SM 2320B-2011	833280		
92714030004	**HAM-H+0.35**	SM 2320B-2011	833280		
92714030005	**HAM-H+0.75**	SM 2320B-2011	833280		
92714030001	**HAM-AP2-Up**	EPA 9056A	833254		
92714030002	**HAM-AP2-Mid**	EPA 9056A	833254		
92714030003	**HAM-AP2-Down**	EPA 9056A	833254		
92714030004	**HAM-H+0.35**	EPA 9056A	833254		
92714030005	**HAM-H+0.75**	EPA 9056A	833254		

This report shall not be reproduced, except in full,
without the written consent of Pace Analytical Services, LLC.

WO# : 92714030

92714030

Pace Analytical

CHAIN-OF-CUSTODY / Analytical Request D

The Chain-of-Custody is a LEGAL DOCUMENT. All relevant fields mu

Page :

Section A
Required Client Information:

Company:	ARCADIS - Atlanta
Address:	2839 Paces Ferry Rd
	Atlanta, GA 30339
Email:	warren.johnson@arcadis.com
Phone:	678.485.5298 Fax:
Requested Due Date:	5 day TAT

Section B
Required Project Information:

Report To:	Kristen Jurinko, Noelia Gangi, Ben Hodges
Copy To:	Warren Johnson
Purchase Order #:	GPC11066180
Project Name:	Plant Hammond/CCR Ash Pond Closure
Project #:	

Section C
Invoice Information:

Attention:	Kristen Jurinko
Company Name:	GPC
Address:	
Pace Quote:	
Pace Project Manager:	Mayia.Parks@pacelabs.com,
Pace Profile #:	12500

Regulatory Agency	
State / Location	
	GA

Requested Analysis Filtered (Y/N)

ITEM #	SAMPLE ID (One Character per box. (A-Z, 0-9 / , -) Sample Ids must be unique)	MATRIX CODE (see valid codes to left)	SAMPLE TYPE (G=GRAB C=COMP)	COLLECTED START DATE	COLLECTED START TIME	COLLECTED END DATE	COLLECTED END TIME	SAMPLE TEMP AT COLLECTION	# OF CONTAINERS	Preservatives: Unpreserved	H2SO4	HNO3	HCl	NaOH	Na2S2O3	Methanol	Other	Analyses Test (Y/N)	Alkalinity (Total /B/Carb)	CL, F, SO4	TDS	App III Metals - B, Ca	App IV Metals - Co only	App IV Metals - Mo only	App IV Metals - Co, Mo	Metals - Mg, Na, K					Residual Chlorine (Y/N)	
1	HAM-AP2-Up	WS	G	2/16/24	0945				3	X		X							X	X	X	X	X			X						
2	HAM-AP2-Mid	WS	G	2/16/24	0915				3	X		X							X	X	X	X	X			X						
3	HAM-AP2-Down	WS	G	2/16/24	1155				3	X		X							X	X	X	X	X			X						
4	~~HAM-H+0.25~~	WS	G	~~2/16/24~~	~~1210~~				3	X		X							X	X	X	X	X			X						
5	~~HAM-H+0.75~~	WS	G	~~2/16/24~~	~~1200~~				3	X		X							X	X	X	X	X			X						
6																																
7																																
8																																
9																																
10																																
11																																

ADDITIONAL COMMENTS	RELINQUISHED BY / AFFILIATION	DATE	TIME	ACCEPTED BY / AFFILIATION	DATE	TIME	SAMPLE CONDITIONS
CCR App III[1] - Boron, Calcium, Chloride, Floride, Sulfate, TDS	Arcadis	2/16/24	1555	Pace	2/16/24	1555	
Major Ions - Mg, Na, K, total alkalinity, bicarbonate alkalinity							
HAM-CSURF-ASSMT-2024S1							

SAMPLER NAME AND SIGNATURE			
PRINT Name of SAMPLER:	GARRETT G		
SIGNATURE of SAMPLER:		DATE Signed:	2/16/24

TEMP in C	Received on Ice (Y/N)	Custody Sealed Cooler (Y/N)	Samples Intact (Y/N)

WO# : 92714030

92714030

Pace Analytical

CHAIN-OF-CUSTODY / Analytical Request D

The Chain-of-Custody is a LEGAL DOCUMENT. All relevant fields mu

Page : 1 Of 1

Section A
Required Client Information:

Company:	ARCADIS - Atlanta
Address:	2839 Paces Ferry Rd
	Atlanta, GA 30339
Email:	warren.johnson@arcadis.com
Phone:	678.485.5298 Fax:
Requested Due Date:	5 day TAT

Section B
Required Project Information:

Report To:	Kristen Jurinko, Noelia Gangi, Ben Hodges
Copy To:	Warren Johnson
Purchase Order #:	GPC11066180
Project Name:	Plant Hammond/CCR Ash Pond Closure
Project #:	

Section C
Invoice Information:

Attention:	Kristen Jurinko
Company Name:	GPC
Address:	
Pace Quote:	
Pace Project Manager:	Mayla.Parks@pacelabs.com,
Pace Profile #:	12500

Regulatory Agency
State / Location
GA

Requested Analysis Filtered (Y/N)

ITEM #	SAMPLE ID (One Character per box. (A-Z, 0-9 / , -) Sample Ids must be unique)	MATRIX CODE (see valid codes to left)	SAMPLE TYPE (G=GRAB C=COMP)	COLLECTED START DATE	COLLECTED START TIME	COLLECTED END DATE	COLLECTED END TIME	SAMPLE TEMP AT COLLECTION	# OF CONTAINERS	Preservatives: Unpreserved	H2SO4	HNO3	HCl	NaOH	Na2S2O3	Methanol	Other	Analyses Test Y/N	Alkalinity (Total /B/Carb)	CL, F, SO4	TDS	App III Metals - B, Ca	App IV Metals - Co only	App IV Metals - Mo only	App IV Metals - Co, Mo	Metals - Mg, Na, K	Residual Chlorine (Y/N)	
1	~~HAM-AP2-Up~~	WS	G	2/16/24	0945				3	X		X							X	X	X	X	X			X		RIP
2	~~HAM-AP2-Mid~~	WS	G	2/16/24	0915				3	X		X							X	X	X	X	X			X		
3	~~HAM-AP2-Down~~	WS	G	2/16/24	1155				3	X		X							X	X	X	X	X			X		
4	HAM-H+0.35	WS	G	2/16/24	1216				3	X		X							X	X	X	X	X			X		
5	HAM-H+0.75	WS	G	2/16/24	1200				3	X		X							X	X	X	X	X			X		
6																												
7																												
8																												
9																												
10																												
11																												

MATRIX CODE: Drinking Water DW; Water WT; Waste Water WW; Product P; Soil/Solid SL; Oil OL; Wipe WP; Air AR; Other OT; Tissue TS

ADDITIONAL COMMENTS	RELINQUISHED BY / AFFILIATION	DATE	TIME	ACCEPTED BY / AFFILIATION	DATE	TIME	SAMPLE CONDITIONS
CCR App III[1] - Boron, Calcium, Chloride, Floride, Sulfate, TDS	[signature] /Arcadis	2/16/24	1555	[signature] /Pace	2/16/24	1555	
Major Ions - Mg, Na, K, total alkalinity, bicarbonate alkalinity							
HAM-CSURF-ASSMT-2024S1							

SAMPLER NAME AND SIGNATURE

PRINT Name of SAMPLER: GARRETT G

SIGNATURE of SAMPLER: [signature] DATE Signed: 2/16/24

TEMP in C	Received on Ice (Y/N)	Custody Sealed Cooler (Y/N)	Samples Intact (Y/N)

Pace Analytical Services	DC#_Title: ENV-FRM-HUN1-0083 v03_Sample Condition Upon Receipt
	Effective Date: 12/01/2023

Laboratory receiving samples:
Asheville ☐ Eden ☐ Greenwood ☐ Huntersville ☐ Raleigh ☐ Mechanicsville ☐ Atlanta ☑ Kernersville ☐

Sample Condition Upon Receipt

Client Name: Arcadis

Project # WO#: 92714030
PM: MP
Due Date: 02/26/24
CLIENT: GA-ArcadAtl

Courier: ☐ Fed Ex ☐ UPS ☐ USPS ☑ Client ☐ Commercial ☑ Pace 2/16/24 SM ☐ Other:____

Custody Seal Present? ☑ Yes ☐ No **Seals Intact?** ☑ Yes ☐ No ☐ N/A

Date/Initials Person Examining Contents: 2/16/24 SM

Packing Material: ☑ Bubble Wrap ☐ Bubble Bags ☐ None ☐ Other

Biological Tissue Frozen? ☐ Yes ☐ No ☐ N/A

Thermometer:
☑ IR Gun ID: 230 **Type of Ice:** ☑ Wet ☐ Blue ☐ None

Cooler Temp: 3.0 **Correction Factor:** Add/Subtract (°C) +0.1

Temp should be above freezing to 6°C
☐ Samples out of temp criteria. Samples on ice, cooling process has begun

Cooler Temp Corrected (°C): 3.1

USDA Regulated Soil (☐ N/A, water sample)
Did samples originate in a quarantine zone within the United States: CA, NY, or SC (check maps)? ☐ Yes ☐ No

Did samples originate from a foreign source (internationally, including Hawaii and Puerto Rico)? ☐ Yes ☐ No

				Comments/Discrepancy:
Chain of Custody Present?	☑ Yes	☐ No	☐ N/A	1.
Samples Arrived within Hold Time?	☑ Yes	☐ No	☐ N/A	2.
Short Hold Time Analysis (<72 hr.)?	☑ Yes	☐ No	☐ N/A	3.
Rush Turn Around Time Requested?	☐ Yes	☑ No	☐ N/A	4.
Sufficient Volume?	☑ Yes	☐ No	☐ N/A	5.
Correct Containers Used?	☑ Yes	☐ No	☐ N/A	6.
-Pace Containers Used?	☑ Yes	☐ No	☐ N/A	
Containers Intact?	☑ Yes	☐ No	☐ N/A	7.
Dissolved analysis: Samples Field Filtered?	☑ Yes	☐ No	☐ N/A	8.
Sample Labels Match COC? -Includes Date/Time/ID/Analysis Matrix: W	☑ Yes	☐ No	☐ N/A	9.
Headspace in VOA Vials (>5-6mm)?	☐ Yes	☐ No	☑ N/A	10.
Trip Blank Present?	☐ Yes	☐ No	☑ N/A	11.
Trip Blank Custody Seals Present?	☐ Yes	☐ No	☑ N/A	

Field Data Required? ☐ Yes ☐ No

COMMENTS/SAMPLE DISCREPANCY

Lot ID of split containers:

CLIENT NOTIFICATION/RESOLUTION

Person contacted: _____ Date/Time: _____

Project Manager SCURF Review: _____ **Date:** _____

Project Manager SRF Review: _____ **Date:** _____

*Check mark top half of box if pH and/or dechlorination is verified and within the acceptance range for preservation samples.

Exceptions: VOA, Coliform, TOC, Oil and Grease, DRO/8015 (water) DOC, LLHg

**Bottom half of box is to list number of bottles

***Check all unpreserved Nitrates for chlorine

Project # WO#: 92714030

PM: MP Due Date: 02/26/24

CLIENT: GA-ArcadAtl

Item#	BP4U-125 mL Plastic Unpreserved (N/A) (Cl-)	BP3U-250 mL Plastic Unpreserved (N/A)	BP2U-500 mL Plastic Unpreserved (N/A)	BP1U-1 liter Plastic Unpreserved (N/A)	BP4S-125 mL Plastic H2SO4 (pH < 2) (Cl-)	BP3N-250 mL plastic HNO3 (pH < 2)	BP4Z-125 mL Plastic ZN Acetate & NaOH (>9)	BP4B-125 mL Plastic NaOH (pH > 12) (Cl-)	WGFU-Wide-mouthed Glass jar Unpreserved	AG1U-1 liter Amber Unpreserved (N/A) (Cl-)	AG1H-1 liter Amber HCl (pH < 2)	AG3U-250 mL Amber Unpreserved (N/A) (Cl-)	AG1S-1 liter Amber H2SO4 (pH < 2)	AG3S-250 mL Amber H2SO4 (pH < 2)	DG94-40 mL Amber NH4Cl (N/A)(Cl-)	DG9H-40 mL VOA HCl (N/A)	VG9T-40 mL VOA Na2S2O3 (N/A)	VG9U-40 mL VOA Unpreserved (N/A)	DG9V-40 mL VOA H3PO4 (N/A)	KP7U-50 mL Plastic Unpreserved (N/A)	V/GK (3 vials per kit)-VPH/Gas kit (N/A)	SP5T-125 mL Sterile Plastic (N/A – lab)	SP2T-250 mL Sterile Plastic (N/A – lab)		BP3R-250 mL Plastic (NH2)2SO4 (9.3-9.7)	AG0U-100 mL Amber Unpreserved (N/A) (Cl-)	VSGU-20 mL Scintillation vials (N/A)	DG9U-40 mL Amber Unpreserved vials (N/A)
1			2			1																						
2			2			1																						
3			2			1																						
4			2			1																						
5			2			1																						
6																												
7																												
8																												
9																												
10																												
11																												
12																												

pH Adjustment Log for Preserved Samples

Sample ID	Type of Preservative	pH upon receipt	Date preservation adjusted	Time preservation adjusted	Amount of Preservative added	Lot #

Note: Whenever there is a discrepancy affecting North Carolina compliance samples, a copy of this form will be sent to the North Carolina DENR Certification Office (i.e. Out of hold, incorrect preservative, out of temp, incorrect containers.

August 2024

Pace Analytical Services, LLC
9800 Kincey Ave. Suite 100
Huntersville, NC 28078
(704)875-9092

August 20, 2024

Kristen Jurinko
Southern Company
241 Ralph McGill Blvd NE
Bin 10160
Atlanta, GA 30308

RE: Project: Hammond AP-2
Pace Project No.: 92746285

Dear Kristen Jurinko:

Enclosed are the analytical results for sample(s) received by the laboratory between August 07, 2024 and August 12, 2024. The results relate only to the samples included in this report. Results reported herein conform to the applicable TNI/NELAC Standards and the laboratory's Quality Manual, where applicable, unless otherwise noted in the body of the report.

The test results provided in this final report were generated by each of the following laboratories within the Pace Network:

- Pace Analytical Services - Asheville
- Pace Analytical Services - Peachtree Corners, GA

If you have any questions concerning this report, please feel free to contact me.

Sincerely,

Bonnie Vang

Bonnie Vang
bonnie.vang@pacelabs.com
704-977-0968
Project Manager

Enclosures

cc: Kip Gray, Geosyntec
Christine Hug, Geosyntec Consultants, Inc.
Thomas Kessler, Geosyntec Consultants
Whitney Law, Geosyntec Consultants
Laura Midkiff, Southern Company
Caroline Nelson, Geosyntec Consultants, Inc
Jamie Newsome, Geosyntec Consultants
Zain Webb, Geosyntec Consultants

REPORT OF LABORATORY ANALYSIS

This report shall not be reproduced, except in full,
without the written consent of Pace Analytical Services, LLC.

Pace Analytical Services, LLC
9800 Kincey Ave. Suite 100
Huntersville, NC 28078
(704)875-9092

CERTIFICATIONS

Project:	Hammond AP-2
Pace Project No.:	92746285

Pace Analytical Services Asheville
2225 Riverside Drive, Asheville, NC 28804
Florida/NELAP Certification #: E87648
North Carolina Drinking Water Certification #: 37712
North Carolina Wastewater Certification #: 40
South Carolina Laboratory ID: 99030
South Carolina Certification #: 99030001
Virginia/VELAP Certification #: 460222

Pace Analytical Services Peachtree Corners
110 Technology Pkwy, Peachtree Corners, GA 30092
Florida DOH Certification #: E87315
Georgia DW Inorganics Certification #: 812
North Carolina Certification #: 381
South Carolina Certification #: 98011001
Virginia Certification #: 460204

This report shall not be reproduced, except in full,
without the written consent of Pace Analytical Services, LLC.

Pace Analytical Services, LLC
9800 Kincey Ave. Suite 100
Huntersville, NC 28078
(704)875-9092

SAMPLE SUMMARY

Project: Hammond AP-2
Pace Project No.: 92746285

Lab ID	Sample ID	Matrix	Date Collected	Date Received
92746285001	**HAM-HGWA-4**	Water	08/06/24 10:02	08/07/24 12:25
92746285002	**HAM-HGWA-5**	Water	08/06/24 13:26	08/07/24 12:25
92746285003	**HAM-HGWA-6**	Water	08/06/24 12:13	08/07/24 12:25
92746285004	**HAM-HGWA-42D**	Water	08/06/24 15:32	08/07/24 12:25
92746285005	**HAM-HGWC-15**	Water	08/08/24 16:36	08/09/24 14:15
92746285006	**HAM-HGWC-17**	Water	08/08/24 17:20	08/09/24 14:15
92746285007	**HAM-HGWC-16**	Water	08/09/24 14:20	08/12/24 12:10
92746285008	**HAM-HGWC-18**	Water	08/09/24 12:23	08/12/24 12:10
92746285009	**HAM-MW-21D**	Water	08/09/24 11:01	08/12/24 12:10
92746285010	**HAM-MW-23D**	Water	08/09/24 09:34	08/12/24 12:10
92746285011	**HAM-MW-33**	Water	08/09/24 16:20	08/12/24 12:10
92746285012	**HAM-MW-35**	Water	08/09/24 13:07	08/12/24 12:10
92746285013	**HAM-MW-51**	Water	08/09/24 15:41	08/12/24 12:10
92746285014	**HAM-AP2-FD-01**	Water	08/09/24 00:00	08/12/24 12:10
92746285015	**HAM-AP2-EB-01**	Water	08/09/24 16:35	08/12/24 12:10
92746285016	**HAM-AP2-FB-01**	Water	08/09/24 16:30	08/12/24 12:10
92746285017	**HAM-HGWC-14**	Water	08/10/24 10:26	08/12/24 12:10
92746285018	**HAM-MW-22**	Water	08/10/24 17:27	08/12/24 12:10
92746285019	**HAM-MW-34D**	Water	08/10/24 15:55	08/12/24 12:10
92746285020	**HAM-MW-37D**	Water	08/10/24 12:32	08/12/24 12:10
92746285021	**HAM-AP2-FD-02**	Water	08/10/24 00:00	08/12/24 12:10
92746285022	**HAM-AP2-EB-02**	Water	08/10/24 18:25	08/12/24 12:10
92746285023	**HAM-AP2-FB-02**	Water	08/10/24 18:20	08/12/24 12:10

This report shall not be reproduced, except in full,
without the written consent of Pace Analytical Services, LLC.

Pace Analytical Services, LLC
9800 Kincey Ave. Suite 100
Huntersville, NC 28078
(704)875-9092

SAMPLE ANALYTE COUNT

Project: Hammond AP-2
Pace Project No.: 92746285

Lab ID	Sample ID	Method	Analysts	Analytes Reported
92746285001	**HAM-HGWA-4**	EPA 6010D	MJS2	1
		EPA 6020B	CW1	13
		EPA 7470A	VB	1
		SM 2540C-2015	DL1	1
		EPA 300.0 Rev 2.1 1993	CDC	3
92746285002	**HAM-HGWA-5**	EPA 6010D	MJS2	1
		EPA 6020B	CW1	13
		EPA 7470A	VB	1
		SM 2540C-2015	DL1	1
		EPA 300.0 Rev 2.1 1993	CDC	3
92746285003	**HAM-HGWA-6**	EPA 6010D	MJS2	1
		EPA 6020B	CW1	13
		EPA 7470A	VB	1
		SM 2540C-2015	DL1	1
		EPA 300.0 Rev 2.1 1993	CDC	3
92746285004	**HAM-HGWA-42D**	EPA 6010D	MJS2	1
		EPA 6020B	CW1	13
		EPA 7470A	VB	1
		SM 2540C-2015	DL1	1
		EPA 300.0 Rev 2.1 1993	CDC	3
92746285005	**HAM-HGWC-15**	EPA 6010D	AJM	1
		EPA 6020B	CW1	13
		EPA 7470A	VB	1
		SM 2540C-2015	DL1	1
		EPA 300.0 Rev 2.1 1993	CDC	3
92746285006	**HAM-HGWC-17**	EPA 6010D	AJM	1
		EPA 6020B	CW1	13
		EPA 7470A	VB	1
		SM 2540C-2015	DL1	1
		EPA 300.0 Rev 2.1 1993	CDC	3
92746285007	**HAM-HGWC-16**	EPA 6010D	AJM	1
		EPA 6020B	CW1	13
		EPA 7470A	VB	1
		SM 2540C-2015	DL1	1
		EPA 300.0 Rev 2.1 1993	JCM	3
92746285008	**HAM-HGWC-18**	EPA 6010D	AJM	1
		EPA 6020B	CW1	13

This report shall not be reproduced, except in full,
without the written consent of Pace Analytical Services, LLC.

Pace Analytical Services, LLC
9800 Kincey Ave. Suite 100
Huntersville, NC 28078
(704)875-9092

SAMPLE ANALYTE COUNT

Project: Hammond AP-2
Pace Project No.: 92746285

Lab ID	Sample ID	Method	Analysts	Analytes Reported
		EPA 7470A	VB	1
		SM 2540C-2015	DL1	1
		EPA 300.0 Rev 2.1 1993	JCM	3
92746285009	**HAM-MW-21D**	EPA 6010D	AJM	1
		EPA 6020B	CW1	13
		EPA 7470A	VB	1
		SM 2540C-2015	DL1	1
		EPA 300.0 Rev 2.1 1993	JCM	3
92746285010	**HAM-MW-23D**	EPA 6010D	AJM	1
		EPA 6020B	CW1	13
		EPA 7470A	VB	1
		SM 2540C-2015	DL1	1
		EPA 300.0 Rev 2.1 1993	JCM	3
92746285011	**HAM-MW-33**	EPA 6010D	AJM	1
		EPA 6020B	CW1	13
		EPA 7470A	VB	1
		SM 2540C-2015	DL1	1
		EPA 300.0 Rev 2.1 1993	JCM	3
92746285012	**HAM-MW-35**	EPA 6010D	AJM	1
		EPA 6020B	CW1	13
		EPA 7470A	VB	1
		SM 2540C-2015	DL1	1
		EPA 300.0 Rev 2.1 1993	JCM	3
92746285013	**HAM-MW-51**	EPA 6010D	AJM	1
		EPA 6020B	CW1	13
		EPA 7470A	VB	1
		SM 2540C-2015	DL1	1
		EPA 300.0 Rev 2.1 1993	JCM	3
92746285014	**HAM-AP2-FD-01**	EPA 6010D	AJM	1
		EPA 6020B	CW1	13
		EPA 7470A	VB	1
		SM 2540C-2015	DL1	1
		EPA 300.0 Rev 2.1 1993	JCM	3
92746285015	**HAM-AP2-EB-01**	EPA 6010D	AJM	1
		EPA 6020B	CW1	13
		EPA 7470A	VB	1
		SM 2540C-2015	DL1	1

This report shall not be reproduced, except in full,
without the written consent of Pace Analytical Services, LLC.

Pace Analytical Services, LLC
9800 Kincey Ave. Suite 100
Huntersville, NC 28078
(704)875-9092

SAMPLE ANALYTE COUNT

Project: Hammond AP-2
Pace Project No.: 92746285

Lab ID	Sample ID	Method	Analysts	Analytes Reported
		EPA 300.0 Rev 2.1 1993	JCM	3
92746285016	**HAM-AP2-FB-01**	EPA 6010D	AJM	1
		EPA 6020B	CW1	13
		EPA 7470A	VB	1
		SM 2540C-2015	DL1	1
		EPA 300.0 Rev 2.1 1993	JCM	3
92746285017	**HAM-HGWC-14**	EPA 6010D	AJM	1
		EPA 6020B	CW1	13
		EPA 7470A	VB	1
		SM 2540C-2015	DL1	1
		EPA 300.0 Rev 2.1 1993	JCM	3
92746285018	**HAM-MW-22**	EPA 6010D	AJM	1
		EPA 6020B	CW1	13
		EPA 7470A	VB	1
		SM 2540C-2015	DL1	1
		EPA 300.0 Rev 2.1 1993	JCM	3
92746285019	**HAM-MW-34D**	EPA 6010D	AJM	1
		EPA 6020B	CW1	13
		EPA 7470A	VB	1
		SM 2540C-2015	DL1	1
		EPA 300.0 Rev 2.1 1993	JCM	3
92746285020	**HAM-MW-37D**	EPA 6010D	AJM	1
		EPA 6020B	CW1	13
		EPA 7470A	VB	1
		SM 2540C-2015	DL1	1
		EPA 300.0 Rev 2.1 1993	JCM	3
92746285021	**HAM-AP2-FD-02**	EPA 6010D	AJM	1
		EPA 6020B	CW1	13
		EPA 7470A	VB	1
		SM 2540C-2015	DL1	1
		EPA 300.0 Rev 2.1 1993	JCM	3
92746285022	**HAM-AP2-EB-02**	EPA 6010D	AJM	1
		EPA 6020B	CW1	13
		EPA 7470A	VB	1
		SM 2540C-2015	DL1	1
		EPA 300.0 Rev 2.1 1993	JCM	3
92746285023	**HAM-AP2-FB-02**	EPA 6010D	AJM	1

This report shall not be reproduced, except in full,
without the written consent of Pace Analytical Services, LLC.

Pace Analytical Services, LLC
9800 Kincey Ave. Suite 100
Huntersville, NC 28078
(704)875-9092

SAMPLE ANALYTE COUNT

Project: Hammond AP-2
Pace Project No.: 92746285

Lab ID	Sample ID	Method	Analysts	Analytes Reported
		EPA 6020B	CW1	13
		EPA 7470A	VB	1
		SM 2540C-2015	DL1	1
		EPA 300.0 Rev 2.1 1993	JCM	3

PASI-A = Pace Analytical Services - Asheville
PASI-GA = Pace Analytical Services - Peachtree Corners, GA

This report shall not be reproduced, except in full,
without the written consent of Pace Analytical Services, LLC.

Pace Analytical Services, LLC
9800 Kincey Ave. Suite 100
Huntersville, NC 28078
(704)875-9092

SUMMARY OF DETECTION

Project: Hammond AP-2
Pace Project No.: 92746285

Lab Sample ID Method	Client Sample ID Parameters	Result	Units	Report Limit	Analyzed	Qualifiers
92746285001	**HAM-HGWA-4**					
EPA 6010D	Calcium	32.6	mg/L	1.0	08/15/24 22:51	
EPA 6020B	Barium	0.044	mg/L	0.0050	08/13/24 19:24	
EPA 6020B	Boron	0.015J	mg/L	0.040	08/13/24 19:24	
EPA 6020B	Lithium	0.0029J	mg/L	0.030	08/13/24 19:24	
SM 2540C-2015	Total Dissolved Solids	159	mg/L	25.0	08/08/24 12:21	
EPA 300.0 Rev 2.1 1993	Chloride	2.3	mg/L	1.0	08/09/24 01:25	
EPA 300.0 Rev 2.1 1993	Fluoride	0.19	mg/L	0.10	08/09/24 01:25	
EPA 300.0 Rev 2.1 1993	Sulfate	28.1	mg/L	1.0	08/09/24 01:25	
92746285002	**HAM-HGWA-5**					
EPA 6010D	Calcium	27.0	mg/L	1.0	08/15/24 22:55	
EPA 6020B	Barium	0.046	mg/L	0.0050	08/13/24 19:27	
EPA 6020B	Boron	0.024J	mg/L	0.040	08/13/24 19:27	
EPA 6020B	Cobalt	0.00040J	mg/L	0.0050	08/13/24 19:27	
SM 2540C-2015	Total Dissolved Solids	141	mg/L	25.0	08/08/24 12:22	
EPA 300.0 Rev 2.1 1993	Chloride	2.1	mg/L	1.0	08/09/24 01:40	
EPA 300.0 Rev 2.1 1993	Fluoride	0.098J	mg/L	0.10	08/09/24 01:40	
EPA 300.0 Rev 2.1 1993	Sulfate	17.4	mg/L	1.0	08/09/24 01:40	
92746285003	**HAM-HGWA-6**					
EPA 6010D	Calcium	57.2	mg/L	1.0	08/15/24 22:59	
EPA 6020B	Barium	0.046	mg/L	0.0050	08/13/24 19:31	
EPA 6020B	Boron	1.6	mg/L	0.040	08/13/24 19:31	
EPA 6020B	Cobalt	0.0014J	mg/L	0.0050	08/13/24 19:31	
EPA 6020B	Molybdenum	0.14	mg/L	0.010	08/13/24 19:31	
SM 2540C-2015	Total Dissolved Solids	247	mg/L	25.0	08/08/24 12:22	
EPA 300.0 Rev 2.1 1993	Chloride	1.3	mg/L	1.0	08/09/24 01:54	
EPA 300.0 Rev 2.1 1993	Fluoride	0.080J	mg/L	0.10	08/09/24 01:54	
EPA 300.0 Rev 2.1 1993	Sulfate	33.5	mg/L	1.0	08/09/24 01:54	
92746285004	**HAM-HGWA-42D**					
EPA 6010D	Calcium	44.8	mg/L	1.0	08/15/24 23:03	
EPA 6020B	Barium	0.065	mg/L	0.0050	08/13/24 19:35	
EPA 6020B	Boron	1.0	mg/L	0.040	08/13/24 19:35	
EPA 6020B	Cadmium	0.00024J	mg/L	0.00050	08/13/24 19:35	
EPA 6020B	Cobalt	0.0024J	mg/L	0.0050	08/13/24 19:35	
EPA 6020B	Lithium	0.0021J	mg/L	0.030	08/13/24 19:35	
EPA 6020B	Molybdenum	0.20	mg/L	0.010	08/13/24 19:35	
SM 2540C-2015	Total Dissolved Solids	191	mg/L	25.0	08/09/24 11:41	
EPA 300.0 Rev 2.1 1993	Chloride	3.3	mg/L	1.0	08/09/24 02:08	
EPA 300.0 Rev 2.1 1993	Fluoride	0.12	mg/L	0.10	08/09/24 02:08	
EPA 300.0 Rev 2.1 1993	Sulfate	11.5	mg/L	1.0	08/09/24 02:08	
92746285005	**HAM-HGWC-15**					
EPA 6010D	Calcium	182	mg/L	1.0	08/19/24 16:11	M1
EPA 6020B	Antimony	0.0010J	mg/L	0.0030	08/15/24 15:18	
EPA 6020B	Barium	0.0094	mg/L	0.0050	08/15/24 15:18	
EPA 6020B	Boron	1.5	mg/L	0.040	08/15/24 15:18	
EPA 6020B	Cadmium	0.00037J	mg/L	0.00050	08/15/24 15:18	

This report shall not be reproduced, except in full,
without the written consent of Pace Analytical Services, LLC.

Pace Analytical Services, LLC
9800 Kincey Ave. Suite 100
Huntersville, NC 28078
(704)875-9092

SUMMARY OF DETECTION

Project: Hammond AP-2
Pace Project No.: 92746285

Lab Sample ID Method	Client Sample ID Parameters	Result	Units	Report Limit	Analyzed	Qualifiers
92746285005	**HAM-HGWC-15**					
EPA 6020B	Cobalt	0.0024J	mg/L	0.0050	08/15/24 15:18	
EPA 6020B	Lithium	0.0042J	mg/L	0.030	08/15/24 15:18	
SM 2540C-2015	Total Dissolved Solids	890	mg/L	25.0	08/13/24 12:05	
EPA 300.0 Rev 2.1 1993	Chloride	80.2	mg/L	1.0	08/13/24 10:53	M1
EPA 300.0 Rev 2.1 1993	Fluoride	0.080J	mg/L	0.10	08/13/24 10:53	
EPA 300.0 Rev 2.1 1993	Sulfate	286	mg/L	7.0	08/13/24 21:53	M1
92746285006	**HAM-HGWC-17**					
EPA 6010D	Calcium	189	mg/L	1.0	08/19/24 16:24	
EPA 6020B	Barium	0.023	mg/L	0.0050	08/15/24 15:22	
EPA 6020B	Boron	5.7	mg/L	0.040	08/15/24 15:22	
EPA 6020B	Cobalt	0.0045J	mg/L	0.0050	08/15/24 15:22	
EPA 6020B	Lead	0.00032J	mg/L	0.0010	08/15/24 15:22	
EPA 6020B	Lithium	0.0017J	mg/L	0.030	08/15/24 15:22	
SM 2540C-2015	Total Dissolved Solids	768	mg/L	25.0	08/14/24 12:00	
EPA 300.0 Rev 2.1 1993	Chloride	70.2	mg/L	1.0	08/13/24 11:35	
EPA 300.0 Rev 2.1 1993	Fluoride	0.066J	mg/L	0.10	08/13/24 11:35	
EPA 300.0 Rev 2.1 1993	Sulfate	238	mg/L	6.0	08/13/24 22:34	
92746285007	**HAM-HGWC-16**					
EPA 6010D	Calcium	183	mg/L	1.0	08/19/24 18:19	
EPA 6020B	Barium	0.086	mg/L	0.0050	08/15/24 19:17	
EPA 6020B	Boron	1.9	mg/L	0.040	08/15/24 19:17	
EPA 6020B	Lithium	0.0028J	mg/L	0.030	08/15/24 19:17	
SM 2540C-2015	Total Dissolved Solids	766	mg/L	25.0	08/14/24 12:08	
EPA 300.0 Rev 2.1 1993	Chloride	74.8	mg/L	1.0	08/14/24 02:30	M1
EPA 300.0 Rev 2.1 1993	Fluoride	0.052J	mg/L	0.10	08/14/24 02:30	
EPA 300.0 Rev 2.1 1993	Sulfate	190	mg/L	4.0	08/14/24 15:06	M1
92746285008	**HAM-HGWC-18**					
EPA 6010D	Calcium	182	mg/L	1.0	08/19/24 18:22	
EPA 6020B	Arsenic	0.00092J	mg/L	0.0050	08/16/24 18:07	
EPA 6020B	Barium	0.021	mg/L	0.0050	08/16/24 18:07	
EPA 6020B	Beryllium	0.0021	mg/L	0.00050	08/16/24 18:07	
EPA 6020B	Boron	4.2	mg/L	0.040	08/16/24 18:07	
EPA 6020B	Cadmium	0.00096	mg/L	0.00050	08/16/24 18:07	
EPA 6020B	Cobalt	0.091	mg/L	0.0050	08/16/24 18:07	
EPA 6020B	Lead	0.00070J	mg/L	0.0010	08/16/24 18:07	
EPA 6020B	Lithium	0.011J	mg/L	0.030	08/16/24 18:07	
EPA 6020B	Selenium	0.0022J	mg/L	0.0050	08/16/24 18:07	
SM 2540C-2015	Total Dissolved Solids	864	mg/L	25.0	08/14/24 12:08	
EPA 300.0 Rev 2.1 1993	Chloride	53.7	mg/L	1.0	08/14/24 03:13	
EPA 300.0 Rev 2.1 1993	Fluoride	0.28	mg/L	0.10	08/14/24 03:13	
EPA 300.0 Rev 2.1 1993	Sulfate	413	mg/L	10.0	08/14/24 15:48	
92746285009	**HAM-MW-21D**					
EPA 6010D	Calcium	86.4	mg/L	1.0	08/19/24 18:26	
EPA 6020B	Barium	0.035	mg/L	0.0050	08/16/24 18:22	
EPA 6020B	Boron	2.0	mg/L	0.040	08/16/24 18:22	

This report shall not be reproduced, except in full,
without the written consent of Pace Analytical Services, LLC.

Pace Analytical Services, LLC
9800 Kincey Ave. Suite 100
Huntersville, NC 28078
(704)875-9092

SUMMARY OF DETECTION

Project: Hammond AP-2
Pace Project No.: 92746285

Lab Sample ID Method	Client Sample ID Parameters	Result	Units	Report Limit	Analyzed	Qualifiers
92746285009	**HAM-MW-21D**					
EPA 6020B	Lithium	0.011J	mg/L	0.030	08/16/24 18:22	
EPA 6020B	Molybdenum	0.013	mg/L	0.010	08/16/24 18:22	
SM 2540C-2015	Total Dissolved Solids	397	mg/L	25.0	08/14/24 12:08	
EPA 300.0 Rev 2.1 1993	Chloride	20.3	mg/L	1.0	08/14/24 04:29	
EPA 300.0 Rev 2.1 1993	Fluoride	0.078J	mg/L	0.10	08/14/24 04:29	
EPA 300.0 Rev 2.1 1993	Sulfate	103	mg/L	2.0	08/14/24 16:03	
92746285010	**HAM-MW-23D**					
EPA 6010D	Calcium	280	mg/L	1.0	08/19/24 18:30	
EPA 6020B	Arsenic	0.00096J	mg/L	0.0050	08/16/24 18:26	
EPA 6020B	Barium	0.036	mg/L	0.0050	08/16/24 18:26	
EPA 6020B	Boron	2.6	mg/L	0.040	08/16/24 18:26	
EPA 6020B	Cadmium	0.00014J	mg/L	0.00050	08/16/24 18:26	
EPA 6020B	Cobalt	0.00068J	mg/L	0.0050	08/16/24 18:26	
EPA 6020B	Molybdenum	0.0044J	mg/L	0.010	08/16/24 18:26	
SM 2540C-2015	Total Dissolved Solids	1240	mg/L	25.0	08/14/24 12:08	
EPA 300.0 Rev 2.1 1993	Chloride	108	mg/L	5.0	08/14/24 17:00	
EPA 300.0 Rev 2.1 1993	Fluoride	0.075J	mg/L	0.10	08/14/24 04:44	
EPA 300.0 Rev 2.1 1993	Sulfate	353	mg/L	5.0	08/14/24 17:00	
92746285011	**HAM-MW-33**					
EPA 6010D	Calcium	381	mg/L	5.0	08/19/24 20:13	
EPA 6020B	Arsenic	0.0041J	mg/L	0.0050	08/16/24 18:30	
EPA 6020B	Barium	0.027	mg/L	0.0050	08/16/24 18:30	
EPA 6020B	Beryllium	0.00084	mg/L	0.00050	08/16/24 18:30	
EPA 6020B	Boron	6.1	mg/L	0.040	08/16/24 18:30	
EPA 6020B	Cadmium	0.00024J	mg/L	0.00050	08/16/24 18:30	
EPA 6020B	Chromium	0.0028J	mg/L	0.0050	08/16/24 18:30	
EPA 6020B	Cobalt	0.068	mg/L	0.0050	08/16/24 18:30	
EPA 6020B	Lead	0.0023	mg/L	0.0010	08/16/24 18:30	
EPA 6020B	Lithium	0.0022J	mg/L	0.030	08/16/24 18:30	
EPA 6020B	Selenium	0.0056	mg/L	0.0050	08/16/24 18:30	
SM 2540C-2015	Total Dissolved Solids	1670	mg/L	25.0	08/14/24 11:33	
EPA 300.0 Rev 2.1 1993	Chloride	83.2	mg/L	1.0	08/14/24 04:58	
EPA 300.0 Rev 2.1 1993	Fluoride	0.39	mg/L	0.10	08/14/24 04:58	
EPA 300.0 Rev 2.1 1993	Sulfate	848	mg/L	20.0	08/14/24 17:14	
92746285012	**HAM-MW-35**					
EPA 6010D	Calcium	471	mg/L	10.0	08/19/24 20:17	
EPA 6020B	Arsenic	0.0059	mg/L	0.0050	08/16/24 18:33	
EPA 6020B	Barium	0.021	mg/L	0.0050	08/16/24 18:33	
EPA 6020B	Beryllium	0.00053	mg/L	0.00050	08/16/24 18:33	
EPA 6020B	Boron	9.5	mg/L	0.40	08/19/24 13:15	
EPA 6020B	Cadmium	0.0012	mg/L	0.00050	08/16/24 18:33	
EPA 6020B	Cobalt	0.084	mg/L	0.0050	08/16/24 18:33	
EPA 6020B	Lead	0.00068J	mg/L	0.0010	08/16/24 18:33	
EPA 6020B	Lithium	0.0034J	mg/L	0.030	08/16/24 18:33	
EPA 6020B	Selenium	0.0053	mg/L	0.0050	08/16/24 18:33	
SM 2540C-2015	Total Dissolved Solids	2220	mg/L	50.0	08/14/24 11:35	

This report shall not be reproduced, except in full,
without the written consent of Pace Analytical Services, LLC.

Pace Analytical Services, LLC
9800 Kincey Ave. Suite 100
Huntersville, NC 28078
(704)875-9092

SUMMARY OF DETECTION

Project: Hammond AP-2
Pace Project No.: 92746285

Lab Sample ID Method	Client Sample ID Parameters	Result	Units	Report Limit	Analyzed	Qualifiers
92746285012	**HAM-MW-35**					
EPA 300.0 Rev 2.1 1993	Chloride	159	mg/L	23.0	08/14/24 17:28	
EPA 300.0 Rev 2.1 1993	Fluoride	0.13	mg/L	0.10	08/14/24 05:13	
EPA 300.0 Rev 2.1 1993	Sulfate	1030	mg/L	23.0	08/14/24 17:28	
92746285013	**HAM-MW-51**					
EPA 6010D	Calcium	483	mg/L	10.0	08/19/24 20:21	
EPA 6020B	Arsenic	0.0042J	mg/L	0.0050	08/16/24 18:44	
EPA 6020B	Barium	0.026	mg/L	0.0050	08/16/24 18:44	
EPA 6020B	Beryllium	0.00028J	mg/L	0.00050	08/16/24 18:44	
EPA 6020B	Boron	8.1	mg/L	0.040	08/16/24 18:44	
EPA 6020B	Cadmium	0.00038J	mg/L	0.00050	08/16/24 18:44	
EPA 6020B	Cobalt	0.027	mg/L	0.0050	08/16/24 18:44	
EPA 6020B	Selenium	0.0014J	mg/L	0.0050	08/16/24 18:44	
SM 2540C-2015	Total Dissolved Solids	2130	mg/L	25.0	08/14/24 11:36	1g
EPA 300.0 Rev 2.1 1993	Chloride	116	mg/L	21.0	08/14/24 17:42	
EPA 300.0 Rev 2.1 1993	Fluoride	0.15	mg/L	0.10	08/14/24 05:27	
EPA 300.0 Rev 2.1 1993	Sulfate	934	mg/L	21.0	08/14/24 17:42	
92746285014	**HAM-AP2-FD-01**					
EPA 6010D	Calcium	180	mg/L	1.0	08/19/24 18:44	
EPA 6020B	Arsenic	0.0013J	mg/L	0.0050	08/16/24 18:48	
EPA 6020B	Barium	0.021	mg/L	0.0050	08/16/24 18:48	
EPA 6020B	Beryllium	0.0021	mg/L	0.00050	08/16/24 18:48	
EPA 6020B	Boron	4.3	mg/L	0.040	08/16/24 18:48	
EPA 6020B	Cadmium	0.00091	mg/L	0.00050	08/16/24 18:48	
EPA 6020B	Cobalt	0.093	mg/L	0.0050	08/16/24 18:48	
EPA 6020B	Lead	0.00072J	mg/L	0.0010	08/16/24 18:48	
EPA 6020B	Lithium	0.011J	mg/L	0.030	08/16/24 18:48	
EPA 6020B	Selenium	0.0025J	mg/L	0.0050	08/16/24 18:48	
SM 2540C-2015	Total Dissolved Solids	848	mg/L	25.0	08/14/24 11:36	
EPA 300.0 Rev 2.1 1993	Chloride	53.9	mg/L	1.0	08/14/24 05:41	M1
EPA 300.0 Rev 2.1 1993	Fluoride	0.26	mg/L	0.10	08/14/24 05:41	M1,R1
EPA 300.0 Rev 2.1 1993	Sulfate	411	mg/L	10.0	08/14/24 17:56	M1
92746285015	**HAM-AP2-EB-01**					
EPA 6020B	Boron	0.035J	mg/L	0.040	08/16/24 18:52	
SM 2540C-2015	Total Dissolved Solids	30.0	mg/L	25.0	08/14/24 11:36	
92746285016	**HAM-AP2-FB-01**					
EPA 6020B	Boron	0.021J	mg/L	0.040	08/16/24 18:55	
SM 2540C-2015	Total Dissolved Solids	96.0	mg/L	25.0	08/14/24 11:36	
92746285017	**HAM-HGWC-14**					
EPA 6010D	Calcium	375	mg/L	5.0	08/19/24 20:25	
EPA 6020B	Arsenic	0.0050J	mg/L	0.0050	08/16/24 18:59	
EPA 6020B	Barium	0.015	mg/L	0.0050	08/16/24 18:59	
EPA 6020B	Beryllium	0.00047J	mg/L	0.00050	08/16/24 18:59	
EPA 6020B	Boron	6.7	mg/L	0.040	08/16/24 18:59	
EPA 6020B	Cadmium	0.00011J	mg/L	0.00050	08/16/24 18:59	

This report shall not be reproduced, except in full,
without the written consent of Pace Analytical Services, LLC.

Pace Analytical Services, LLC
9800 Kincey Ave. Suite 100
Huntersville, NC 28078
(704)875-9092

SUMMARY OF DETECTION

Project: Hammond AP-2
Pace Project No.: 92746285

Lab Sample ID / Method	Client Sample ID / Parameters	Result	Units	Report Limit	Analyzed	Qualifiers
92746285017	**HAM-HGWC-14**					
EPA 6020B	Cobalt	0.037	mg/L	0.0050	08/16/24 18:59	
EPA 6020B	Lead	0.0012	mg/L	0.0010	08/16/24 18:59	
EPA 6020B	Selenium	0.0030J	mg/L	0.0050	08/16/24 18:59	
SM 2540C-2015	Total Dissolved Solids	1780	mg/L	25.0	08/14/24 11:38	
EPA 300.0 Rev 2.1 1993	Chloride	84.9	mg/L	20.0	08/14/24 18:38	
EPA 300.0 Rev 2.1 1993	Fluoride	0.19	mg/L	0.10	08/14/24 06:24	
EPA 300.0 Rev 2.1 1993	Sulfate	854	mg/L	20.0	08/14/24 18:38	
92746285018	**HAM-MW-22**					
EPA 6010D	Calcium	184	mg/L	1.0	08/19/24 19:06	
EPA 6020B	Barium	0.014	mg/L	0.0050	08/16/24 19:03	
EPA 6020B	Boron	2.2	mg/L	0.040	08/16/24 19:03	
EPA 6020B	Cadmium	0.0017	mg/L	0.00050	08/16/24 19:03	
EPA 6020B	Cobalt	0.015	mg/L	0.0050	08/16/24 19:03	
SM 2540C-2015	Total Dissolved Solids	1030	mg/L	25.0	08/14/24 11:39	
EPA 300.0 Rev 2.1 1993	Chloride	94.2	mg/L	8.0	08/14/24 18:52	
EPA 300.0 Rev 2.1 1993	Fluoride	0.078J	mg/L	0.10	08/14/24 07:41	
EPA 300.0 Rev 2.1 1993	Sulfate	389	mg/L	8.0	08/14/24 18:52	
92746285019	**HAM-MW-34D**					
EPA 6010D	Calcium	451	mg/L	10.0	08/19/24 20:29	
EPA 6020B	Arsenic	0.0045J	mg/L	0.0050	08/16/24 19:06	
EPA 6020B	Barium	0.032	mg/L	0.0050	08/16/24 19:06	
EPA 6020B	Boron	7.8	mg/L	0.040	08/16/24 19:06	
EPA 6020B	Cadmium	0.0015	mg/L	0.00050	08/16/24 19:06	
EPA 6020B	Cobalt	0.0064	mg/L	0.0050	08/16/24 19:06	
EPA 6020B	Selenium	0.0010J	mg/L	0.0050	08/16/24 19:06	
SM 2540C-2015	Total Dissolved Solids	1980	mg/L	25.0	08/14/24 11:39	
EPA 300.0 Rev 2.1 1993	Chloride	129	mg/L	19.0	08/14/24 19:07	
EPA 300.0 Rev 2.1 1993	Fluoride	0.10	mg/L	0.10	08/14/24 07:55	
EPA 300.0 Rev 2.1 1993	Sulfate	825	mg/L	19.0	08/14/24 19:07	
92746285020	**HAM-MW-37D**					
EPA 6010D	Calcium	49.4	mg/L	1.0	08/19/24 19:14	
EPA 6020B	Barium	0.17	mg/L	0.0050	08/16/24 19:10	
EPA 6020B	Boron	0.099	mg/L	0.040	08/16/24 19:10	
EPA 6020B	Lithium	0.021J	mg/L	0.030	08/16/24 19:10	
EPA 6020B	Molybdenum	0.0011J	mg/L	0.010	08/16/24 19:10	
SM 2540C-2015	Total Dissolved Solids	221	mg/L	25.0	08/14/24 11:39	
EPA 300.0 Rev 2.1 1993	Chloride	4.4	mg/L	1.0	08/14/24 08:09	
EPA 300.0 Rev 2.1 1993	Fluoride	0.094J	mg/L	0.10	08/14/24 08:09	
EPA 300.0 Rev 2.1 1993	Sulfate	21.6	mg/L	1.0	08/14/24 08:09	
92746285021	**HAM-AP2-FD-02**					
EPA 6010D	Calcium	49.0	mg/L	1.0	08/19/24 19:18	
EPA 6020B	Barium	0.17	mg/L	0.0050	08/16/24 19:14	
EPA 6020B	Boron	0.077	mg/L	0.040	08/16/24 19:14	
EPA 6020B	Lithium	0.021J	mg/L	0.030	08/16/24 19:14	
EPA 6020B	Molybdenum	0.0011J	mg/L	0.010	08/16/24 19:14	

This report shall not be reproduced, except in full,
without the written consent of Pace Analytical Services, LLC.

Pace Analytical Services, LLC
9800 Kincey Ave. Suite 100
Huntersville, NC 28078
(704)875-9092

SUMMARY OF DETECTION

Project: Hammond AP-2
Pace Project No.: 92746285

Lab Sample ID Method	Client Sample ID Parameters	Result	Units	Report Limit	Analyzed	Qualifiers
92746285021	**HAM-AP2-FD-02**					
SM 2540C-2015	Total Dissolved Solids	211	mg/L	25.0	08/14/24 11:40	
EPA 300.0 Rev 2.1 1993	Chloride	4.3	mg/L	1.0	08/14/24 08:24	
EPA 300.0 Rev 2.1 1993	Fluoride	0.093J	mg/L	0.10	08/14/24 08:24	
EPA 300.0 Rev 2.1 1993	Sulfate	21.4	mg/L	1.0	08/14/24 08:24	
92746285022	**HAM-AP2-EB-02**					
EPA 6020B	Boron	0.020J	mg/L	0.040	08/16/24 19:17	
SM 2540C-2015	Total Dissolved Solids	53.0	mg/L	25.0	08/14/24 11:40	

This report shall not be reproduced, except in full,
without the written consent of Pace Analytical Services, LLC.

Pace Analytical Services, LLC
9800 Kincey Ave. Suite 100
Huntersville, NC 28078
(704)875-9092

ANALYTICAL RESULTS

Project: Hammond AP-2
Pace Project No.: 92746285

Sample: HAM-HGWA-4 **Lab ID: 92746285001** Collected: 08/06/24 10:02 Received: 08/07/24 12:25 Matrix: Water

Parameters	Results	Units	Report Limit	MDL	DF	Prepared	Analyzed	CAS No.	Qual
6010D ATL ICP	Analytical Method: EPA 6010D Preparation Method: EPA 3010A Pace Analytical Services - Peachtree Corners, GA								
Calcium	**32.6**	mg/L	1.0	0.12	1	08/09/24 11:23	08/15/24 22:51	7440-70-2	
6020 MET ICPMS	Analytical Method: EPA 6020B Preparation Method: EPA 3005A Pace Analytical Services - Peachtree Corners, GA								
Antimony	ND	mg/L	0.0030	0.00054	1	08/08/24 10:02	08/13/24 19:24	7440-36-0	
Arsenic	ND	mg/L	0.0050	0.00084	1	08/08/24 10:02	08/13/24 19:24	7440-38-2	
Barium	**0.044**	mg/L	0.0050	0.00047	1	08/08/24 10:02	08/13/24 19:24	7440-39-3	
Beryllium	ND	mg/L	0.00050	0.000094	1	08/08/24 10:02	08/13/24 19:24	7440-41-7	
Boron	**0.015J**	mg/L	0.040	0.012	1	08/08/24 10:02	08/13/24 19:24	7440-42-8	
Cadmium	ND	mg/L	0.00050	0.00010	1	08/08/24 10:02	08/13/24 19:24	7440-43-9	
Chromium	ND	mg/L	0.0050	0.0019	1	08/08/24 10:02	08/13/24 19:24	7440-47-3	
Cobalt	ND	mg/L	0.0050	0.00032	1	08/08/24 10:02	08/13/24 19:24	7440-48-4	
Lead	ND	mg/L	0.0010	0.00016	1	08/08/24 10:02	08/13/24 19:24	7439-92-1	
Lithium	**0.0029J**	mg/L	0.030	0.0016	1	08/08/24 10:02	08/13/24 19:24	7439-93-2	
Molybdenum	ND	mg/L	0.010	0.00062	1	08/08/24 10:02	08/13/24 19:24	7439-98-7	
Selenium	ND	mg/L	0.0050	0.00096	1	08/08/24 10:02	08/13/24 19:24	7782-49-2	
Thallium	ND	mg/L	0.0010	0.00038	1	08/08/24 10:02	08/13/24 19:24	7440-28-0	
7470 Mercury	Analytical Method: EPA 7470A Preparation Method: EPA 7470A Pace Analytical Services - Peachtree Corners, GA								
Mercury	ND	mg/L	0.00020	0.00013	1	08/19/24 10:00	08/19/24 13:41	7439-97-6	
2540C Total Dissolved Solids	Analytical Method: SM 2540C-2015 Pace Analytical Services - Peachtree Corners, GA								
Total Dissolved Solids	**159**	mg/L	25.0	25.0	1		08/08/24 12:21		
300.0 IC Anions 28 Days	Analytical Method: EPA 300.0 Rev 2.1 1993 Pace Analytical Services - Asheville								
Chloride	**2.3**	mg/L	1.0	0.60	1		08/09/24 01:25	16887-00-6	
Fluoride	**0.19**	mg/L	0.10	0.050	1		08/09/24 01:25	16984-48-8	
Sulfate	**28.1**	mg/L	1.0	0.50	1		08/09/24 01:25	14808-79-8	

This report shall not be reproduced, except in full,
without the written consent of Pace Analytical Services, LLC.

Pace Analytical Services, LLC
9800 Kincey Ave. Suite 100
Huntersville, NC 28078
(704)875-9092

ANALYTICAL RESULTS

Project: Hammond AP-2
Pace Project No.: 92746285

Sample: HAM-HGWA-5 **Lab ID: 92746285002** Collected: 08/06/24 13:26 Received: 08/07/24 12:25 Matrix: Water

Parameters	Results	Units	Report Limit	MDL	DF	Prepared	Analyzed	CAS No.	Qual
6010D ATL ICP	Analytical Method: EPA 6010D Preparation Method: EPA 3010A Pace Analytical Services - Peachtree Corners, GA								
Calcium	**27.0**	mg/L	1.0	0.12	1	08/09/24 11:23	08/15/24 22:55	7440-70-2	
6020 MET ICPMS	Analytical Method: EPA 6020B Preparation Method: EPA 3005A Pace Analytical Services - Peachtree Corners, GA								
Antimony	ND	mg/L	0.0030	0.00054	1	08/08/24 10:02	08/13/24 19:27	7440-36-0	
Arsenic	ND	mg/L	0.0050	0.00084	1	08/08/24 10:02	08/13/24 19:27	7440-38-2	
Barium	**0.046**	mg/L	0.0050	0.00047	1	08/08/24 10:02	08/13/24 19:27	7440-39-3	
Beryllium	ND	mg/L	0.00050	0.000094	1	08/08/24 10:02	08/13/24 19:27	7440-41-7	
Boron	**0.024J**	mg/L	0.040	0.012	1	08/08/24 10:02	08/13/24 19:27	7440-42-8	
Cadmium	ND	mg/L	0.00050	0.00010	1	08/08/24 10:02	08/13/24 19:27	7440-43-9	
Chromium	ND	mg/L	0.0050	0.0019	1	08/08/24 10:02	08/13/24 19:27	7440-47-3	
Cobalt	**0.00040J**	mg/L	0.0050	0.00032	1	08/08/24 10:02	08/13/24 19:27	7440-48-4	
Lead	ND	mg/L	0.0010	0.00016	1	08/08/24 10:02	08/13/24 19:27	7439-92-1	
Lithium	ND	mg/L	0.030	0.0016	1	08/08/24 10:02	08/13/24 19:27	7439-93-2	
Molybdenum	ND	mg/L	0.010	0.00062	1	08/08/24 10:02	08/13/24 19:27	7439-98-7	
Selenium	ND	mg/L	0.0050	0.00096	1	08/08/24 10:02	08/13/24 19:27	7782-49-2	
Thallium	ND	mg/L	0.0010	0.00038	1	08/08/24 10:02	08/13/24 19:27	7440-28-0	
7470 Mercury	Analytical Method: EPA 7470A Preparation Method: EPA 7470A Pace Analytical Services - Peachtree Corners, GA								
Mercury	ND	mg/L	0.00020	0.00013	1	08/19/24 10:00	08/19/24 13:52	7439-97-6	
2540C Total Dissolved Solids	Analytical Method: SM 2540C-2015 Pace Analytical Services - Peachtree Corners, GA								
Total Dissolved Solids	**141**	mg/L	25.0	25.0	1		08/08/24 12:22		
300.0 IC Anions 28 Days	Analytical Method: EPA 300.0 Rev 2.1 1993 Pace Analytical Services - Asheville								
Chloride	**2.1**	mg/L	1.0	0.60	1		08/09/24 01:40	16887-00-6	
Fluoride	**0.098J**	mg/L	0.10	0.050	1		08/09/24 01:40	16984-48-8	
Sulfate	**17.4**	mg/L	1.0	0.50	1		08/09/24 01:40	14808-79-8	

This report shall not be reproduced, except in full,
without the written consent of Pace Analytical Services, LLC.

Pace Analytical Services, LLC
9800 Kincey Ave. Suite 100
Huntersville, NC 28078
(704)875-9092

ANALYTICAL RESULTS

Project: Hammond AP-2
Pace Project No.: 92746285

Sample: HAM-HGWA-6 **Lab ID: 92746285003** Collected: 08/06/24 12:13 Received: 08/07/24 12:25 Matrix: Water

Parameters	Results	Units	Report Limit	MDL	DF	Prepared	Analyzed	CAS No.	Qual
6010D ATL ICP	Analytical Method: EPA 6010D Preparation Method: EPA 3010A Pace Analytical Services - Peachtree Corners, GA								
Calcium	**57.2**	mg/L	1.0	0.12	1	08/09/24 11:23	08/15/24 22:59	7440-70-2	
6020 MET ICPMS	Analytical Method: EPA 6020B Preparation Method: EPA 3005A Pace Analytical Services - Peachtree Corners, GA								
Antimony	ND	mg/L	0.0030	0.00054	1	08/08/24 10:02	08/13/24 19:31	7440-36-0	
Arsenic	ND	mg/L	0.0050	0.00084	1	08/08/24 10:02	08/13/24 19:31	7440-38-2	
Barium	**0.046**	mg/L	0.0050	0.00047	1	08/08/24 10:02	08/13/24 19:31	7440-39-3	
Beryllium	ND	mg/L	0.00050	0.000094	1	08/08/24 10:02	08/13/24 19:31	7440-41-7	
Boron	**1.6**	mg/L	0.040	0.012	1	08/08/24 10:02	08/13/24 19:31	7440-42-8	
Cadmium	ND	mg/L	0.00050	0.00010	1	08/08/24 10:02	08/13/24 19:31	7440-43-9	
Chromium	ND	mg/L	0.0050	0.0019	1	08/08/24 10:02	08/13/24 19:31	7440-47-3	
Cobalt	**0.0014J**	mg/L	0.0050	0.00032	1	08/08/24 10:02	08/13/24 19:31	7440-48-4	
Lead	ND	mg/L	0.0010	0.00016	1	08/08/24 10:02	08/13/24 19:31	7439-92-1	
Lithium	ND	mg/L	0.030	0.0016	1	08/08/24 10:02	08/13/24 19:31	7439-93-2	
Molybdenum	**0.14**	mg/L	0.010	0.00062	1	08/08/24 10:02	08/13/24 19:31	7439-98-7	
Selenium	ND	mg/L	0.0050	0.00096	1	08/08/24 10:02	08/13/24 19:31	7782-49-2	
Thallium	ND	mg/L	0.0010	0.00038	1	08/08/24 10:02	08/13/24 19:31	7440-28-0	
7470 Mercury	Analytical Method: EPA 7470A Preparation Method: EPA 7470A Pace Analytical Services - Peachtree Corners, GA								
Mercury	ND	mg/L	0.00020	0.00013	1	08/19/24 10:00	08/19/24 13:55	7439-97-6	
2540C Total Dissolved Solids	Analytical Method: SM 2540C-2015 Pace Analytical Services - Peachtree Corners, GA								
Total Dissolved Solids	**247**	mg/L	25.0	25.0	1		08/08/24 12:22		
300.0 IC Anions 28 Days	Analytical Method: EPA 300.0 Rev 2.1 1993 Pace Analytical Services - Asheville								
Chloride	**1.3**	mg/L	1.0	0.60	1		08/09/24 01:54	16887-00-6	
Fluoride	**0.080J**	mg/L	0.10	0.050	1		08/09/24 01:54	16984-48-8	
Sulfate	**33.5**	mg/L	1.0	0.50	1		08/09/24 01:54	14808-79-8	

This report shall not be reproduced, except in full,
without the written consent of Pace Analytical Services, LLC.

Pace Analytical Services, LLC
9800 Kincey Ave. Suite 100
Huntersville, NC 28078
(704)875-9092

ANALYTICAL RESULTS

Project: Hammond AP-2
Pace Project No.: 92746285

Sample: HAM-HGWA-42D **Lab ID: 92746285004** Collected: 08/06/24 15:32 Received: 08/07/24 12:25 Matrix: Water

Parameters	Results	Units	Report Limit	MDL	DF	Prepared	Analyzed	CAS No.	Qual
6010D ATL ICP	Analytical Method: EPA 6010D Preparation Method: EPA 3010A Pace Analytical Services - Peachtree Corners, GA								
Calcium	**44.8**	mg/L	1.0	0.12	1	08/09/24 11:23	08/15/24 23:03	7440-70-2	
6020 MET ICPMS	Analytical Method: EPA 6020B Preparation Method: EPA 3005A Pace Analytical Services - Peachtree Corners, GA								
Antimony	ND	mg/L	0.0030	0.00054	1	08/08/24 10:02	08/13/24 19:35	7440-36-0	
Arsenic	ND	mg/L	0.0050	0.00084	1	08/08/24 10:02	08/13/24 19:35	7440-38-2	
Barium	**0.065**	mg/L	0.0050	0.00047	1	08/08/24 10:02	08/13/24 19:35	7440-39-3	
Beryllium	ND	mg/L	0.00050	0.000094	1	08/08/24 10:02	08/13/24 19:35	7440-41-7	
Boron	**1.0**	mg/L	0.040	0.012	1	08/08/24 10:02	08/13/24 19:35	7440-42-8	
Cadmium	**0.00024J**	mg/L	0.00050	0.00010	1	08/08/24 10:02	08/13/24 19:35	7440-43-9	
Chromium	ND	mg/L	0.0050	0.0019	1	08/08/24 10:02	08/13/24 19:35	7440-47-3	
Cobalt	**0.0024J**	mg/L	0.0050	0.00032	1	08/08/24 10:02	08/13/24 19:35	7440-48-4	
Lead	ND	mg/L	0.0010	0.00016	1	08/08/24 10:02	08/13/24 19:35	7439-92-1	
Lithium	**0.0021J**	mg/L	0.030	0.0016	1	08/08/24 10:02	08/13/24 19:35	7439-93-2	
Molybdenum	**0.20**	mg/L	0.010	0.00062	1	08/08/24 10:02	08/13/24 19:35	7439-98-7	
Selenium	ND	mg/L	0.0050	0.00096	1	08/08/24 10:02	08/13/24 19:35	7782-49-2	
Thallium	ND	mg/L	0.0010	0.00038	1	08/08/24 10:02	08/13/24 19:35	7440-28-0	
7470 Mercury	Analytical Method: EPA 7470A Preparation Method: EPA 7470A Pace Analytical Services - Peachtree Corners, GA								
Mercury	ND	mg/L	0.00020	0.00013	1	08/19/24 10:00	08/19/24 13:57	7439-97-6	
2540C Total Dissolved Solids	Analytical Method: SM 2540C-2015 Pace Analytical Services - Peachtree Corners, GA								
Total Dissolved Solids	**191**	mg/L	25.0	25.0	1		08/09/24 11:41		
300.0 IC Anions 28 Days	Analytical Method: EPA 300.0 Rev 2.1 1993 Pace Analytical Services - Asheville								
Chloride	**3.3**	mg/L	1.0	0.60	1		08/09/24 02:08	16887-00-6	
Fluoride	**0.12**	mg/L	0.10	0.050	1		08/09/24 02:08	16984-48-8	
Sulfate	**11.5**	mg/L	1.0	0.50	1		08/09/24 02:08	14808-79-8	

This report shall not be reproduced, except in full,
without the written consent of Pace Analytical Services, LLC.

Pace Analytical Services, LLC
9800 Kincey Ave. Suite 100
Huntersville, NC 28078
(704)875-9092

ANALYTICAL RESULTS

Project: Hammond AP-2
Pace Project No.: 92746285

Sample: HAM-HGWC-15 **Lab ID: 92746285005** Collected: 08/08/24 16:36 Received: 08/09/24 14:15 Matrix: Water

Parameters	Results	Units	Report Limit	MDL	DF	Prepared	Analyzed	CAS No.	Qual
6010D ATL ICP	Analytical Method: EPA 6010D Preparation Method: EPA 3010A Pace Analytical Services - Peachtree Corners, GA								
Calcium	**182**	mg/L	1.0	0.12	1	08/15/24 16:46	08/19/24 16:11	7440-70-2	M1
6020 MET ICPMS	Analytical Method: EPA 6020B Preparation Method: EPA 3005A Pace Analytical Services - Peachtree Corners, GA								
Antimony	**0.0010J**	mg/L	0.0030	0.00054	1	08/14/24 10:26	08/15/24 15:18	7440-36-0	
Arsenic	ND	mg/L	0.0050	0.00084	1	08/14/24 10:26	08/15/24 15:18	7440-38-2	
Barium	**0.0094**	mg/L	0.0050	0.00047	1	08/14/24 10:26	08/15/24 15:18	7440-39-3	
Beryllium	ND	mg/L	0.00050	0.000094	1	08/14/24 10:26	08/15/24 15:18	7440-41-7	
Boron	**1.5**	mg/L	0.040	0.012	1	08/14/24 10:26	08/15/24 15:18	7440-42-8	
Cadmium	**0.00037J**	mg/L	0.00050	0.00010	1	08/14/24 10:26	08/15/24 15:18	7440-43-9	
Chromium	ND	mg/L	0.0050	0.0019	1	08/14/24 10:26	08/15/24 15:18	7440-47-3	
Cobalt	**0.0024J**	mg/L	0.0050	0.00032	1	08/14/24 10:26	08/15/24 15:18	7440-48-4	
Lead	ND	mg/L	0.0010	0.00016	1	08/14/24 10:26	08/15/24 15:18	7439-92-1	
Lithium	**0.0042J**	mg/L	0.030	0.0016	1	08/14/24 10:26	08/15/24 15:18	7439-93-2	
Molybdenum	ND	mg/L	0.010	0.00062	1	08/14/24 10:26	08/15/24 15:18	7439-98-7	
Selenium	ND	mg/L	0.0050	0.00096	1	08/14/24 10:26	08/15/24 15:18	7782-49-2	
Thallium	ND	mg/L	0.0010	0.00038	1	08/14/24 10:26	08/15/24 15:18	7440-28-0	
7470 Mercury	Analytical Method: EPA 7470A Preparation Method: EPA 7470A Pace Analytical Services - Peachtree Corners, GA								
Mercury	ND	mg/L	0.00020	0.00013	1	08/19/24 10:00	08/19/24 14:00	7439-97-6	
2540C Total Dissolved Solids	Analytical Method: SM 2540C-2015 Pace Analytical Services - Peachtree Corners, GA								
Total Dissolved Solids	**890**	mg/L	25.0	25.0	1		08/13/24 12:05		
300.0 IC Anions 28 Days	Analytical Method: EPA 300.0 Rev 2.1 1993 Pace Analytical Services - Asheville								
Chloride	**80.2**	mg/L	1.0	0.60	1		08/13/24 10:53	16887-00-6	M1
Fluoride	**0.080J**	mg/L	0.10	0.050	1		08/13/24 10:53	16984-48-8	
Sulfate	**286**	mg/L	7.0	3.5	7		08/13/24 21:53	14808-79-8	M1

This report shall not be reproduced, except in full,
without the written consent of Pace Analytical Services, LLC.

Pace Analytical Services, LLC
9800 Kincey Ave. Suite 100
Huntersville, NC 28078
(704)875-9092

ANALYTICAL RESULTS

Project: Hammond AP-2
Pace Project No.: 92746285

Sample: HAM-HGWC-17 **Lab ID: 92746285006** Collected: 08/08/24 17:20 Received: 08/09/24 14:15 Matrix: Water

Parameters	Results	Units	Report Limit	MDL	DF	Prepared	Analyzed	CAS No.	Qual
6010D ATL ICP	Analytical Method: EPA 6010D Preparation Method: EPA 3010A Pace Analytical Services - Peachtree Corners, GA								
Calcium	**189**	mg/L	1.0	0.12	1	08/15/24 16:46	08/19/24 16:24	7440-70-2	
6020 MET ICPMS	Analytical Method: EPA 6020B Preparation Method: EPA 3005A Pace Analytical Services - Peachtree Corners, GA								
Antimony	ND	mg/L	0.0030	0.00054	1	08/14/24 10:26	08/15/24 15:22	7440-36-0	
Arsenic	ND	mg/L	0.0050	0.00084	1	08/14/24 10:26	08/15/24 15:22	7440-38-2	
Barium	**0.023**	mg/L	0.0050	0.00047	1	08/14/24 10:26	08/15/24 15:22	7440-39-3	
Beryllium	ND	mg/L	0.00050	0.000094	1	08/14/24 10:26	08/15/24 15:22	7440-41-7	
Boron	**5.7**	mg/L	0.040	0.012	1	08/14/24 10:26	08/15/24 15:22	7440-42-8	
Cadmium	ND	mg/L	0.00050	0.00010	1	08/14/24 10:26	08/15/24 15:22	7440-43-9	
Chromium	ND	mg/L	0.0050	0.0019	1	08/14/24 10:26	08/15/24 15:22	7440-47-3	
Cobalt	**0.0045J**	mg/L	0.0050	0.00032	1	08/14/24 10:26	08/15/24 15:22	7440-48-4	
Lead	**0.00032J**	mg/L	0.0010	0.00016	1	08/14/24 10:26	08/15/24 15:22	7439-92-1	
Lithium	**0.0017J**	mg/L	0.030	0.0016	1	08/14/24 10:26	08/15/24 15:22	7439-93-2	
Molybdenum	ND	mg/L	0.010	0.00062	1	08/14/24 10:26	08/15/24 15:22	7439-98-7	
Selenium	ND	mg/L	0.0050	0.00096	1	08/14/24 10:26	08/15/24 15:22	7782-49-2	
Thallium	ND	mg/L	0.0010	0.00038	1	08/14/24 10:26	08/15/24 15:22	7440-28-0	
7470 Mercury	Analytical Method: EPA 7470A Preparation Method: EPA 7470A Pace Analytical Services - Peachtree Corners, GA								
Mercury	ND	mg/L	0.00020	0.00013	1	08/19/24 10:00	08/19/24 14:08	7439-97-6	
2540C Total Dissolved Solids	Analytical Method: SM 2540C-2015 Pace Analytical Services - Peachtree Corners, GA								
Total Dissolved Solids	**768**	mg/L	25.0	25.0	1		08/14/24 12:00		
300.0 IC Anions 28 Days	Analytical Method: EPA 300.0 Rev 2.1 1993 Pace Analytical Services - Asheville								
Chloride	**70.2**	mg/L	1.0	0.60	1		08/13/24 11:35	16887-00-6	
Fluoride	**0.066J**	mg/L	0.10	0.050	1		08/13/24 11:35	16984-48-8	
Sulfate	**238**	mg/L	6.0	3.0	6		08/13/24 22:34	14808-79-8	

This report shall not be reproduced, except in full,
without the written consent of Pace Analytical Services, LLC.

Pace Analytical Services, LLC
9800 Kincey Ave. Suite 100
Huntersville, NC 28078
(704)875-9092

ANALYTICAL RESULTS

Project: Hammond AP-2
Pace Project No.: 92746285

Sample: HAM-HGWC-16 **Lab ID: 92746285007** Collected: 08/09/24 14:20 Received: 08/12/24 12:10 Matrix: Water

Parameters	Results	Units	Report Limit	MDL	DF	Prepared	Analyzed	CAS No.	Qual
6010D ATL ICP	Analytical Method: EPA 6010D Preparation Method: EPA 3010A Pace Analytical Services - Peachtree Corners, GA								
Calcium	**183**	mg/L	1.0	0.12	1	08/15/24 17:37	08/19/24 18:19	7440-70-2	
6020 MET ICPMS	Analytical Method: EPA 6020B Preparation Method: EPA 3005A Pace Analytical Services - Peachtree Corners, GA								
Antimony	ND	mg/L	0.0030	0.00054	1	08/15/24 12:41	08/15/24 19:17	7440-36-0	
Arsenic	ND	mg/L	0.0050	0.00084	1	08/15/24 12:41	08/15/24 19:17	7440-38-2	
Barium	**0.086**	mg/L	0.0050	0.00047	1	08/15/24 12:41	08/15/24 19:17	7440-39-3	
Beryllium	ND	mg/L	0.00050	0.000094	1	08/15/24 12:41	08/15/24 19:17	7440-41-7	
Boron	**1.9**	mg/L	0.040	0.012	1	08/15/24 12:41	08/15/24 19:17	7440-42-8	
Cadmium	ND	mg/L	0.00050	0.00010	1	08/15/24 12:41	08/15/24 19:17	7440-43-9	
Chromium	ND	mg/L	0.0050	0.0019	1	08/15/24 12:41	08/15/24 19:17	7440-47-3	
Cobalt	ND	mg/L	0.0050	0.00032	1	08/15/24 12:41	08/15/24 19:17	7440-48-4	
Lead	ND	mg/L	0.0010	0.00016	1	08/15/24 12:41	08/15/24 19:17	7439-92-1	
Lithium	**0.0028J**	mg/L	0.030	0.0016	1	08/15/24 12:41	08/15/24 19:17	7439-93-2	
Molybdenum	ND	mg/L	0.010	0.00062	1	08/15/24 12:41	08/15/24 19:17	7439-98-7	
Selenium	ND	mg/L	0.0050	0.00096	1	08/15/24 12:41	08/15/24 19:17	7782-49-2	
Thallium	ND	mg/L	0.0010	0.00038	1	08/15/24 12:41	08/15/24 19:17	7440-28-0	
7470 Mercury	Analytical Method: EPA 7470A Preparation Method: EPA 7470A Pace Analytical Services - Peachtree Corners, GA								
Mercury	ND	mg/L	0.00020	0.00013	1	08/19/24 10:00	08/19/24 14:11	7439-97-6	
2540C Total Dissolved Solids	Analytical Method: SM 2540C-2015 Pace Analytical Services - Peachtree Corners, GA								
Total Dissolved Solids	**766**	mg/L	25.0	25.0	1		08/14/24 12:08		
300.0 IC Anions 28 Days	Analytical Method: EPA 300.0 Rev 2.1 1993 Pace Analytical Services - Asheville								
Chloride	**74.8**	mg/L	1.0	0.60	1		08/14/24 02:30	16887-00-6	M1
Fluoride	**0.052J**	mg/L	0.10	0.050	1		08/14/24 02:30	16984-48-8	
Sulfate	**190**	mg/L	4.0	2.0	4		08/14/24 15:06	14808-79-8	M1

This report shall not be reproduced, except in full,
without the written consent of Pace Analytical Services, LLC.

Pace Analytical Services, LLC
9800 Kincey Ave. Suite 100
Huntersville, NC 28078
(704)875-9092

ANALYTICAL RESULTS

Project: Hammond AP-2
Pace Project No.: 92746285

Sample: HAM-HGWC-18 **Lab ID: 92746285008** Collected: 08/09/24 12:23 Received: 08/12/24 12:10 Matrix: Water

Parameters	Results	Units	Report Limit	MDL	DF	Prepared	Analyzed	CAS No.	Qual
6010D ATL ICP	Analytical Method: EPA 6010D Preparation Method: EPA 3010A Pace Analytical Services - Peachtree Corners, GA								
Calcium	**182**	mg/L	1.0	0.12	1	08/15/24 17:37	08/19/24 18:22	7440-70-2	
6020 MET ICPMS	Analytical Method: EPA 6020B Preparation Method: EPA 3005A Pace Analytical Services - Peachtree Corners, GA								
Antimony	ND	mg/L	0.0030	0.00054	1	08/15/24 13:11	08/16/24 18:07	7440-36-0	
Arsenic	**0.00092J**	mg/L	0.0050	0.00084	1	08/15/24 13:11	08/16/24 18:07	7440-38-2	
Barium	**0.021**	mg/L	0.0050	0.00047	1	08/15/24 13:11	08/16/24 18:07	7440-39-3	
Beryllium	**0.0021**	mg/L	0.00050	0.000094	1	08/15/24 13:11	08/16/24 18:07	7440-41-7	
Boron	**4.2**	mg/L	0.040	0.012	1	08/15/24 13:11	08/16/24 18:07	7440-42-8	
Cadmium	**0.00096**	mg/L	0.00050	0.00010	1	08/15/24 13:11	08/16/24 18:07	7440-43-9	
Chromium	ND	mg/L	0.0050	0.0019	1	08/15/24 13:11	08/16/24 18:07	7440-47-3	
Cobalt	**0.091**	mg/L	0.0050	0.00032	1	08/15/24 13:11	08/16/24 18:07	7440-48-4	
Lead	**0.00070J**	mg/L	0.0010	0.00016	1	08/15/24 13:11	08/16/24 18:07	7439-92-1	
Lithium	**0.011J**	mg/L	0.030	0.0016	1	08/15/24 13:11	08/16/24 18:07	7439-93-2	
Molybdenum	ND	mg/L	0.010	0.00062	1	08/15/24 13:11	08/16/24 18:07	7439-98-7	
Selenium	**0.0022J**	mg/L	0.0050	0.00096	1	08/15/24 13:11	08/16/24 18:07	7782-49-2	
Thallium	ND	mg/L	0.0010	0.00038	1	08/15/24 13:11	08/16/24 18:07	7440-28-0	
7470 Mercury	Analytical Method: EPA 7470A Preparation Method: EPA 7470A Pace Analytical Services - Peachtree Corners, GA								
Mercury	ND	mg/L	0.00020	0.00013	1	08/19/24 10:00	08/19/24 14:13	7439-97-6	
2540C Total Dissolved Solids	Analytical Method: SM 2540C-2015 Pace Analytical Services - Peachtree Corners, GA								
Total Dissolved Solids	**864**	mg/L	25.0	25.0	1		08/14/24 12:08		
300.0 IC Anions 28 Days	Analytical Method: EPA 300.0 Rev 2.1 1993 Pace Analytical Services - Asheville								
Chloride	**53.7**	mg/L	1.0	0.60	1		08/14/24 03:13	16887-00-6	
Fluoride	**0.28**	mg/L	0.10	0.050	1		08/14/24 03:13	16984-48-8	
Sulfate	**413**	mg/L	10.0	5.0	10		08/14/24 15:48	14808-79-8	

This report shall not be reproduced, except in full,
without the written consent of Pace Analytical Services, LLC.

Pace Analytical Services, LLC
9800 Kincey Ave. Suite 100
Huntersville, NC 28078
(704)875-9092

ANALYTICAL RESULTS

Project: Hammond AP-2
Pace Project No.: 92746285

Sample: HAM-MW-21D **Lab ID: 92746285009** Collected: 08/09/24 11:01 Received: 08/12/24 12:10 Matrix: Water

Parameters	Results	Units	Report Limit	MDL	DF	Prepared	Analyzed	CAS No.	Qual
6010D ATL ICP	Analytical Method: EPA 6010D Preparation Method: EPA 3010A Pace Analytical Services - Peachtree Corners, GA								
Calcium	**86.4**	mg/L	1.0	0.12	1	08/15/24 17:37	08/19/24 18:26	7440-70-2	
6020 MET ICPMS	Analytical Method: EPA 6020B Preparation Method: EPA 3005A Pace Analytical Services - Peachtree Corners, GA								
Antimony	ND	mg/L	0.0030	0.00054	1	08/15/24 13:11	08/16/24 18:22	7440-36-0	
Arsenic	ND	mg/L	0.0050	0.00084	1	08/15/24 13:11	08/16/24 18:22	7440-38-2	
Barium	**0.035**	mg/L	0.0050	0.00047	1	08/15/24 13:11	08/16/24 18:22	7440-39-3	
Beryllium	ND	mg/L	0.00050	0.000094	1	08/15/24 13:11	08/16/24 18:22	7440-41-7	
Boron	**2.0**	mg/L	0.040	0.012	1	08/15/24 13:11	08/16/24 18:22	7440-42-8	
Cadmium	ND	mg/L	0.00050	0.00010	1	08/15/24 13:11	08/16/24 18:22	7440-43-9	
Chromium	ND	mg/L	0.0050	0.0019	1	08/15/24 13:11	08/16/24 18:22	7440-47-3	
Cobalt	ND	mg/L	0.0050	0.00032	1	08/15/24 13:11	08/16/24 18:22	7440-48-4	
Lead	ND	mg/L	0.0010	0.00016	1	08/15/24 13:11	08/16/24 18:22	7439-92-1	
Lithium	**0.011J**	mg/L	0.030	0.0016	1	08/15/24 13:11	08/16/24 18:22	7439-93-2	
Molybdenum	**0.013**	mg/L	0.010	0.00062	1	08/15/24 13:11	08/16/24 18:22	7439-98-7	
Selenium	ND	mg/L	0.0050	0.00096	1	08/15/24 13:11	08/16/24 18:22	7782-49-2	
Thallium	ND	mg/L	0.0010	0.00038	1	08/15/24 13:11	08/16/24 18:22	7440-28-0	
7470 Mercury	Analytical Method: EPA 7470A Preparation Method: EPA 7470A Pace Analytical Services - Peachtree Corners, GA								
Mercury	ND	mg/L	0.00020	0.00013	1	08/19/24 10:00	08/19/24 14:16	7439-97-6	
2540C Total Dissolved Solids	Analytical Method: SM 2540C-2015 Pace Analytical Services - Peachtree Corners, GA								
Total Dissolved Solids	**397**	mg/L	25.0	25.0	1		08/14/24 12:08		
300.0 IC Anions 28 Days	Analytical Method: EPA 300.0 Rev 2.1 1993 Pace Analytical Services - Asheville								
Chloride	**20.3**	mg/L	1.0	0.60	1		08/14/24 04:29	16887-00-6	
Fluoride	**0.078J**	mg/L	0.10	0.050	1		08/14/24 04:29	16984-48-8	
Sulfate	**103**	mg/L	2.0	1.0	2		08/14/24 16:03	14808-79-8	

This report shall not be reproduced, except in full,
without the written consent of Pace Analytical Services, LLC.

Pace Analytical Services, LLC
9800 Kincey Ave. Suite 100
Huntersville, NC 28078
(704)875-9092

ANALYTICAL RESULTS

Project: Hammond AP-2
Pace Project No.: 92746285

Sample: HAM-MW-23D **Lab ID: 92746285010** Collected: 08/09/24 09:34 Received: 08/12/24 12:10 Matrix: Water

Parameters	Results	Units	Report Limit	MDL	DF	Prepared	Analyzed	CAS No.	Qual
6010D ATL ICP	Analytical Method: EPA 6010D Preparation Method: EPA 3010A Pace Analytical Services - Peachtree Corners, GA								
Calcium	**280**	mg/L	1.0	0.12	1	08/15/24 17:37	08/19/24 18:30	7440-70-2	
6020 MET ICPMS	Analytical Method: EPA 6020B Preparation Method: EPA 3005A Pace Analytical Services - Peachtree Corners, GA								
Antimony	ND	mg/L	0.0030	0.00054	1	08/15/24 13:11	08/16/24 18:26	7440-36-0	
Arsenic	**0.00096J**	mg/L	0.0050	0.00084	1	08/15/24 13:11	08/16/24 18:26	7440-38-2	
Barium	**0.036**	mg/L	0.0050	0.00047	1	08/15/24 13:11	08/16/24 18:26	7440-39-3	
Beryllium	ND	mg/L	0.00050	0.000094	1	08/15/24 13:11	08/16/24 18:26	7440-41-7	
Boron	**2.6**	mg/L	0.040	0.012	1	08/15/24 13:11	08/16/24 18:26	7440-42-8	
Cadmium	**0.00014J**	mg/L	0.00050	0.00010	1	08/15/24 13:11	08/16/24 18:26	7440-43-9	
Chromium	ND	mg/L	0.0050	0.0019	1	08/15/24 13:11	08/16/24 18:26	7440-47-3	
Cobalt	**0.00068J**	mg/L	0.0050	0.00032	1	08/15/24 13:11	08/16/24 18:26	7440-48-4	
Lead	ND	mg/L	0.0010	0.00016	1	08/15/24 13:11	08/16/24 18:26	7439-92-1	
Lithium	ND	mg/L	0.030	0.0016	1	08/15/24 13:11	08/16/24 18:26	7439-93-2	
Molybdenum	**0.0044J**	mg/L	0.010	0.00062	1	08/15/24 13:11	08/16/24 18:26	7439-98-7	
Selenium	ND	mg/L	0.0050	0.00096	1	08/15/24 13:11	08/16/24 18:26	7782-49-2	
Thallium	ND	mg/L	0.0010	0.00038	1	08/15/24 13:11	08/16/24 18:26	7440-28-0	
7470 Mercury	Analytical Method: EPA 7470A Preparation Method: EPA 7470A Pace Analytical Services - Peachtree Corners, GA								
Mercury	ND	mg/L	0.00020	0.00013	1	08/19/24 10:00	08/19/24 14:18	7439-97-6	
2540C Total Dissolved Solids	Analytical Method: SM 2540C-2015 Pace Analytical Services - Peachtree Corners, GA								
Total Dissolved Solids	**1240**	mg/L	25.0	25.0	1		08/14/24 12:08		
300.0 IC Anions 28 Days	Analytical Method: EPA 300.0 Rev 2.1 1993 Pace Analytical Services - Asheville								
Chloride	**108**	mg/L	5.0	3.0	5		08/14/24 17:00	16887-00-6	
Fluoride	**0.075J**	mg/L	0.10	0.050	1		08/14/24 04:44	16984-48-8	
Sulfate	**353**	mg/L	5.0	2.5	5		08/14/24 17:00	14808-79-8	

This report shall not be reproduced, except in full,
without the written consent of Pace Analytical Services, LLC.

Pace Analytical Services, LLC
9800 Kincey Ave. Suite 100
Huntersville, NC 28078
(704)875-9092

ANALYTICAL RESULTS

Project: Hammond AP-2
Pace Project No.: 92746285

Sample: HAM-MW-33 **Lab ID: 92746285011** Collected: 08/09/24 16:20 Received: 08/12/24 12:10 Matrix: Water

Parameters	Results	Units	Report Limit	MDL	DF	Prepared	Analyzed	CAS No.	Qual
6010D ATL ICP	Analytical Method: EPA 6010D Preparation Method: EPA 3010A Pace Analytical Services - Peachtree Corners, GA								
Calcium	**381**	mg/L	5.0	0.61	5	08/15/24 17:37	08/19/24 20:13	7440-70-2	
6020 MET ICPMS	Analytical Method: EPA 6020B Preparation Method: EPA 3005A Pace Analytical Services - Peachtree Corners, GA								
Antimony	ND	mg/L	0.0030	0.00054	1	08/15/24 13:11	08/16/24 18:30	7440-36-0	
Arsenic	**0.0041J**	mg/L	0.0050	0.00084	1	08/15/24 13:11	08/16/24 18:30	7440-38-2	
Barium	**0.027**	mg/L	0.0050	0.00047	1	08/15/24 13:11	08/16/24 18:30	7440-39-3	
Beryllium	**0.00084**	mg/L	0.00050	0.000094	1	08/15/24 13:11	08/16/24 18:30	7440-41-7	
Boron	**6.1**	mg/L	0.040	0.012	1	08/15/24 13:11	08/16/24 18:30	7440-42-8	
Cadmium	**0.00024J**	mg/L	0.00050	0.00010	1	08/15/24 13:11	08/16/24 18:30	7440-43-9	
Chromium	**0.0028J**	mg/L	0.0050	0.0019	1	08/15/24 13:11	08/16/24 18:30	7440-47-3	
Cobalt	**0.068**	mg/L	0.0050	0.00032	1	08/15/24 13:11	08/16/24 18:30	7440-48-4	
Lead	**0.0023**	mg/L	0.0010	0.00016	1	08/15/24 13:11	08/16/24 18:30	7439-92-1	
Lithium	**0.0022J**	mg/L	0.030	0.0016	1	08/15/24 13:11	08/16/24 18:30	7439-93-2	
Molybdenum	ND	mg/L	0.010	0.00062	1	08/15/24 13:11	08/16/24 18:30	7439-98-7	
Selenium	**0.0056**	mg/L	0.0050	0.00096	1	08/15/24 13:11	08/16/24 18:30	7782-49-2	
Thallium	ND	mg/L	0.0010	0.00038	1	08/15/24 13:11	08/16/24 18:30	7440-28-0	
7470 Mercury	Analytical Method: EPA 7470A Preparation Method: EPA 7470A Pace Analytical Services - Peachtree Corners, GA								
Mercury	ND	mg/L	0.00020	0.00013	1	08/19/24 10:00	08/19/24 14:21	7439-97-6	
2540C Total Dissolved Solids	Analytical Method: SM 2540C-2015 Pace Analytical Services - Peachtree Corners, GA								
Total Dissolved Solids	**1670**	mg/L	25.0	25.0	1		08/14/24 11:33		
300.0 IC Anions 28 Days	Analytical Method: EPA 300.0 Rev 2.1 1993 Pace Analytical Services - Asheville								
Chloride	**83.2**	mg/L	1.0	0.60	1		08/14/24 04:58	16887-00-6	
Fluoride	**0.39**	mg/L	0.10	0.050	1		08/14/24 04:58	16984-48-8	
Sulfate	**848**	mg/L	20.0	10.0	20		08/14/24 17:14	14808-79-8	

This report shall not be reproduced, except in full,
without the written consent of Pace Analytical Services, LLC.

Pace Analytical Services, LLC
9800 Kincey Ave. Suite 100
Huntersville, NC 28078
(704)875-9092

ANALYTICAL RESULTS

Project: Hammond AP-2
Pace Project No.: 92746285

Sample: HAM-MW-35 **Lab ID: 92746285012** Collected: 08/09/24 13:07 Received: 08/12/24 12:10 Matrix: Water

Parameters	Results	Units	Report Limit	MDL	DF	Prepared	Analyzed	CAS No.	Qual
6010D ATL ICP	Analytical Method: EPA 6010D Preparation Method: EPA 3010A Pace Analytical Services - Peachtree Corners, GA								
Calcium	**471**	mg/L	10.0	1.2	10	08/15/24 17:37	08/19/24 20:17	7440-70-2	
6020 MET ICPMS	Analytical Method: EPA 6020B Preparation Method: EPA 3005A Pace Analytical Services - Peachtree Corners, GA								
Antimony	ND	mg/L	0.0030	0.00054	1	08/15/24 13:11	08/16/24 18:33	7440-36-0	
Arsenic	**0.0059**	mg/L	0.0050	0.00084	1	08/15/24 13:11	08/16/24 18:33	7440-38-2	
Barium	**0.021**	mg/L	0.0050	0.00047	1	08/15/24 13:11	08/16/24 18:33	7440-39-3	
Beryllium	**0.00053**	mg/L	0.00050	0.000094	1	08/15/24 13:11	08/16/24 18:33	7440-41-7	
Boron	**9.5**	mg/L	0.40	0.12	10	08/15/24 13:11	08/19/24 13:15	7440-42-8	
Cadmium	**0.0012**	mg/L	0.00050	0.00010	1	08/15/24 13:11	08/16/24 18:33	7440-43-9	
Chromium	ND	mg/L	0.0050	0.0019	1	08/15/24 13:11	08/16/24 18:33	7440-47-3	
Cobalt	**0.084**	mg/L	0.0050	0.00032	1	08/15/24 13:11	08/16/24 18:33	7440-48-4	
Lead	**0.00068J**	mg/L	0.0010	0.00016	1	08/15/24 13:11	08/16/24 18:33	7439-92-1	
Lithium	**0.0034J**	mg/L	0.030	0.0016	1	08/15/24 13:11	08/16/24 18:33	7439-93-2	
Molybdenum	ND	mg/L	0.010	0.00062	1	08/15/24 13:11	08/16/24 18:33	7439-98-7	
Selenium	**0.0053**	mg/L	0.0050	0.00096	1	08/15/24 13:11	08/16/24 18:33	7782-49-2	
Thallium	ND	mg/L	0.0010	0.00038	1	08/15/24 13:11	08/16/24 18:33	7440-28-0	
7470 Mercury	Analytical Method: EPA 7470A Preparation Method: EPA 7470A Pace Analytical Services - Peachtree Corners, GA								
Mercury	ND	mg/L	0.00020	0.00013	1	08/19/24 10:00	08/19/24 14:24	7439-97-6	
2540C Total Dissolved Solids	Analytical Method: SM 2540C-2015 Pace Analytical Services - Peachtree Corners, GA								
Total Dissolved Solids	**2220**	mg/L	50.0	50.0	1		08/14/24 11:35		
300.0 IC Anions 28 Days	Analytical Method: EPA 300.0 Rev 2.1 1993 Pace Analytical Services - Asheville								
Chloride	**159**	mg/L	23.0	13.8	23		08/14/24 17:28	16887-00-6	
Fluoride	**0.13**	mg/L	0.10	0.050	1		08/14/24 05:13	16984-48-8	
Sulfate	**1030**	mg/L	23.0	11.5	23		08/14/24 17:28	14808-79-8	

This report shall not be reproduced, except in full,
without the written consent of Pace Analytical Services, LLC.

Pace Analytical Services, LLC
9800 Kincey Ave. Suite 100
Huntersville, NC 28078
(704)875-9092

ANALYTICAL RESULTS

Project: Hammond AP-2
Pace Project No.: 92746285

Sample: HAM-MW-51 **Lab ID: 92746285013** Collected: 08/09/24 15:41 Received: 08/12/24 12:10 Matrix: Water

Parameters	Results	Units	Report Limit	MDL	DF	Prepared	Analyzed	CAS No.	Qual
6010D ATL ICP	Analytical Method: EPA 6010D Preparation Method: EPA 3010A Pace Analytical Services - Peachtree Corners, GA								
Calcium	**483**	mg/L	10.0	1.2	10	08/15/24 17:37	08/19/24 20:21	7440-70-2	
6020 MET ICPMS	Analytical Method: EPA 6020B Preparation Method: EPA 3005A Pace Analytical Services - Peachtree Corners, GA								
Antimony	ND	mg/L	0.0030	0.00054	1	08/15/24 13:11	08/16/24 18:44	7440-36-0	
Arsenic	**0.0042J**	mg/L	0.0050	0.00084	1	08/15/24 13:11	08/16/24 18:44	7440-38-2	
Barium	**0.026**	mg/L	0.0050	0.00047	1	08/15/24 13:11	08/16/24 18:44	7440-39-3	
Beryllium	**0.00028J**	mg/L	0.00050	0.000094	1	08/15/24 13:11	08/16/24 18:44	7440-41-7	
Boron	**8.1**	mg/L	0.040	0.012	1	08/15/24 13:11	08/16/24 18:44	7440-42-8	
Cadmium	**0.00038J**	mg/L	0.00050	0.00010	1	08/15/24 13:11	08/16/24 18:44	7440-43-9	
Chromium	ND	mg/L	0.0050	0.0019	1	08/15/24 13:11	08/16/24 18:44	7440-47-3	
Cobalt	**0.027**	mg/L	0.0050	0.00032	1	08/15/24 13:11	08/16/24 18:44	7440-48-4	
Lead	ND	mg/L	0.0010	0.00016	1	08/15/24 13:11	08/16/24 18:44	7439-92-1	
Lithium	ND	mg/L	0.030	0.0016	1	08/15/24 13:11	08/16/24 18:44	7439-93-2	
Molybdenum	ND	mg/L	0.010	0.00062	1	08/15/24 13:11	08/16/24 18:44	7439-98-7	
Selenium	**0.0014J**	mg/L	0.0050	0.00096	1	08/15/24 13:11	08/16/24 18:44	7782-49-2	
Thallium	ND	mg/L	0.0010	0.00038	1	08/15/24 13:11	08/16/24 18:44	7440-28-0	
7470 Mercury	Analytical Method: EPA 7470A Preparation Method: EPA 7470A Pace Analytical Services - Peachtree Corners, GA								
Mercury	ND	mg/L	0.00020	0.00013	1	08/19/24 10:00	08/19/24 14:26	7439-97-6	
2540C Total Dissolved Solids	Analytical Method: SM 2540C-2015 Pace Analytical Services - Peachtree Corners, GA								
Total Dissolved Solids	**2130**	mg/L	25.0	25.0	1		08/14/24 11:36		1g
300.0 IC Anions 28 Days	Analytical Method: EPA 300.0 Rev 2.1 1993 Pace Analytical Services - Asheville								
Chloride	**116**	mg/L	21.0	12.6	21		08/14/24 17:42	16887-00-6	
Fluoride	**0.15**	mg/L	0.10	0.050	1		08/14/24 05:27	16984-48-8	
Sulfate	**934**	mg/L	21.0	10.5	21		08/14/24 17:42	14808-79-8	

This report shall not be reproduced, except in full,
without the written consent of Pace Analytical Services, LLC.

Pace Analytical Services, LLC
9800 Kincey Ave. Suite 100
Huntersville, NC 28078
(704)875-9092

ANALYTICAL RESULTS

Project: Hammond AP-2
Pace Project No.: 92746285

Sample: HAM-AP2-FD-01 **Lab ID: 92746285014** Collected: 08/09/24 00:00 Received: 08/12/24 12:10 Matrix: Water

Parameters	Results	Units	Report Limit	MDL	DF	Prepared	Analyzed	CAS No.	Qual
6010D ATL ICP	Analytical Method: EPA 6010D Preparation Method: EPA 3010A Pace Analytical Services - Peachtree Corners, GA								
Calcium	**180**	mg/L	1.0	0.12	1	08/15/24 17:37	08/19/24 18:44	7440-70-2	
6020 MET ICPMS	Analytical Method: EPA 6020B Preparation Method: EPA 3005A Pace Analytical Services - Peachtree Corners, GA								
Antimony	ND	mg/L	0.0030	0.00054	1	08/15/24 13:11	08/16/24 18:48	7440-36-0	
Arsenic	**0.0013J**	mg/L	0.0050	0.00084	1	08/15/24 13:11	08/16/24 18:48	7440-38-2	
Barium	**0.021**	mg/L	0.0050	0.00047	1	08/15/24 13:11	08/16/24 18:48	7440-39-3	
Beryllium	**0.0021**	mg/L	0.00050	0.000094	1	08/15/24 13:11	08/16/24 18:48	7440-41-7	
Boron	**4.3**	mg/L	0.040	0.012	1	08/15/24 13:11	08/16/24 18:48	7440-42-8	
Cadmium	**0.00091**	mg/L	0.00050	0.00010	1	08/15/24 13:11	08/16/24 18:48	7440-43-9	
Chromium	ND	mg/L	0.0050	0.0019	1	08/15/24 13:11	08/16/24 18:48	7440-47-3	
Cobalt	**0.093**	mg/L	0.0050	0.00032	1	08/15/24 13:11	08/16/24 18:48	7440-48-4	
Lead	**0.00072J**	mg/L	0.0010	0.00016	1	08/15/24 13:11	08/16/24 18:48	7439-92-1	
Lithium	**0.011J**	mg/L	0.030	0.0016	1	08/15/24 13:11	08/16/24 18:48	7439-93-2	
Molybdenum	ND	mg/L	0.010	0.00062	1	08/15/24 13:11	08/16/24 18:48	7439-98-7	
Selenium	**0.0025J**	mg/L	0.0050	0.00096	1	08/15/24 13:11	08/16/24 18:48	7782-49-2	
Thallium	ND	mg/L	0.0010	0.00038	1	08/15/24 13:11	08/16/24 18:48	7440-28-0	
7470 Mercury	Analytical Method: EPA 7470A Preparation Method: EPA 7470A Pace Analytical Services - Peachtree Corners, GA								
Mercury	ND	mg/L	0.00020	0.00013	1	08/19/24 10:00	08/19/24 14:29	7439-97-6	
2540C Total Dissolved Solids	Analytical Method: SM 2540C-2015 Pace Analytical Services - Peachtree Corners, GA								
Total Dissolved Solids	**848**	mg/L	25.0	25.0	1		08/14/24 11:36		
300.0 IC Anions 28 Days	Analytical Method: EPA 300.0 Rev 2.1 1993 Pace Analytical Services - Asheville								
Chloride	**53.9**	mg/L	1.0	0.60	1		08/14/24 05:41	16887-00-6	M1
Fluoride	**0.26**	mg/L	0.10	0.050	1		08/14/24 05:41	16984-48-8	M1,R1
Sulfate	**411**	mg/L	10.0	5.0	10		08/14/24 17:56	14808-79-8	M1

This report shall not be reproduced, except in full,
without the written consent of Pace Analytical Services, LLC.

Pace Analytical Services, LLC
9800 Kincey Ave. Suite 100
Huntersville, NC 28078
(704)875-9092

ANALYTICAL RESULTS

Project: Hammond AP-2
Pace Project No.: 92746285

Sample: HAM-AP2-EB-01 **Lab ID: 92746285015** Collected: 08/09/24 16:35 Received: 08/12/24 12:10 Matrix: Water

Parameters	Results	Units	Report Limit	MDL	DF	Prepared	Analyzed	CAS No.	Qual
6010D ATL ICP	Analytical Method: EPA 6010D Preparation Method: EPA 3010A Pace Analytical Services - Peachtree Corners, GA								
Calcium	ND	mg/L	1.0	0.12	1	08/15/24 17:37	08/19/24 18:55	7440-70-2	
6020 MET ICPMS	Analytical Method: EPA 6020B Preparation Method: EPA 3005A Pace Analytical Services - Peachtree Corners, GA								
Antimony	ND	mg/L	0.0030	0.00054	1	08/15/24 13:11	08/16/24 18:52	7440-36-0	
Arsenic	ND	mg/L	0.0050	0.00084	1	08/15/24 13:11	08/16/24 18:52	7440-38-2	
Barium	ND	mg/L	0.0050	0.00047	1	08/15/24 13:11	08/16/24 18:52	7440-39-3	
Beryllium	ND	mg/L	0.00050	0.000094	1	08/15/24 13:11	08/16/24 18:52	7440-41-7	
Boron	**0.035J**	mg/L	0.040	0.012	1	08/15/24 13:11	08/16/24 18:52	7440-42-8	
Cadmium	ND	mg/L	0.00050	0.00010	1	08/15/24 13:11	08/16/24 18:52	7440-43-9	
Chromium	ND	mg/L	0.0050	0.0019	1	08/15/24 13:11	08/16/24 18:52	7440-47-3	
Cobalt	ND	mg/L	0.0050	0.00032	1	08/15/24 13:11	08/16/24 18:52	7440-48-4	
Lead	ND	mg/L	0.0010	0.00016	1	08/15/24 13:11	08/16/24 18:52	7439-92-1	
Lithium	ND	mg/L	0.030	0.0016	1	08/15/24 13:11	08/16/24 18:52	7439-93-2	
Molybdenum	ND	mg/L	0.010	0.00062	1	08/15/24 13:11	08/16/24 18:52	7439-98-7	
Selenium	ND	mg/L	0.0050	0.00096	1	08/15/24 13:11	08/16/24 18:52	7782-49-2	
Thallium	ND	mg/L	0.0010	0.00038	1	08/15/24 13:11	08/16/24 18:52	7440-28-0	
7470 Mercury	Analytical Method: EPA 7470A Preparation Method: EPA 7470A Pace Analytical Services - Peachtree Corners, GA								
Mercury	ND	mg/L	0.00020	0.00013	1	08/19/24 10:00	08/19/24 14:32	7439-97-6	
2540C Total Dissolved Solids	Analytical Method: SM 2540C-2015 Pace Analytical Services - Peachtree Corners, GA								
Total Dissolved Solids	**30.0**	mg/L	25.0	25.0	1		08/14/24 11:36		
300.0 IC Anions 28 Days	Analytical Method: EPA 300.0 Rev 2.1 1993 Pace Analytical Services - Asheville								
Chloride	ND	mg/L	1.0	0.60	1		08/13/24 23:09	16887-00-6	
Fluoride	ND	mg/L	0.10	0.050	1		08/13/24 23:09	16984-48-8	
Sulfate	ND	mg/L	1.0	0.50	1		08/13/24 23:09	14808-79-8	

This report shall not be reproduced, except in full,
without the written consent of Pace Analytical Services, LLC.

Pace Analytical Services, LLC
9800 Kincey Ave. Suite 100
Huntersville, NC 28078
(704)875-9092

ANALYTICAL RESULTS

Project: Hammond AP-2
Pace Project No.: 92746285

Sample: HAM-AP2-FB-01 **Lab ID: 92746285016** Collected: 08/09/24 16:30 Received: 08/12/24 12:10 Matrix: Water

Parameters	Results	Units	Report Limit	MDL	DF	Prepared	Analyzed	CAS No.	Qual
6010D ATL ICP	Analytical Method: EPA 6010D Preparation Method: EPA 3010A Pace Analytical Services - Peachtree Corners, GA								
Calcium	ND	mg/L	1.0	0.12	1	08/15/24 17:37	08/19/24 18:59	7440-70-2	
6020 MET ICPMS	Analytical Method: EPA 6020B Preparation Method: EPA 3005A Pace Analytical Services - Peachtree Corners, GA								
Antimony	ND	mg/L	0.0030	0.00054	1	08/15/24 13:11	08/16/24 18:55	7440-36-0	
Arsenic	ND	mg/L	0.0050	0.00084	1	08/15/24 13:11	08/16/24 18:55	7440-38-2	
Barium	ND	mg/L	0.0050	0.00047	1	08/15/24 13:11	08/16/24 18:55	7440-39-3	
Beryllium	ND	mg/L	0.00050	0.000094	1	08/15/24 13:11	08/16/24 18:55	7440-41-7	
Boron	**0.021J**	mg/L	0.040	0.012	1	08/15/24 13:11	08/16/24 18:55	7440-42-8	
Cadmium	ND	mg/L	0.00050	0.00010	1	08/15/24 13:11	08/16/24 18:55	7440-43-9	
Chromium	ND	mg/L	0.0050	0.0019	1	08/15/24 13:11	08/16/24 18:55	7440-47-3	
Cobalt	ND	mg/L	0.0050	0.00032	1	08/15/24 13:11	08/16/24 18:55	7440-48-4	
Lead	ND	mg/L	0.0010	0.00016	1	08/15/24 13:11	08/16/24 18:55	7439-92-1	
Lithium	ND	mg/L	0.030	0.0016	1	08/15/24 13:11	08/16/24 18:55	7439-93-2	
Molybdenum	ND	mg/L	0.010	0.00062	1	08/15/24 13:11	08/16/24 18:55	7439-98-7	
Selenium	ND	mg/L	0.0050	0.00096	1	08/15/24 13:11	08/16/24 18:55	7782-49-2	
Thallium	ND	mg/L	0.0010	0.00038	1	08/15/24 13:11	08/16/24 18:55	7440-28-0	
7470 Mercury	Analytical Method: EPA 7470A Preparation Method: EPA 7470A Pace Analytical Services - Peachtree Corners, GA								
Mercury	ND	mg/L	0.00020	0.00013	1	08/19/24 10:00	08/19/24 15:01	7439-97-6	
2540C Total Dissolved Solids	Analytical Method: SM 2540C-2015 Pace Analytical Services - Peachtree Corners, GA								
Total Dissolved Solids	**96.0**	mg/L	25.0	25.0	1		08/14/24 11:36		
300.0 IC Anions 28 Days	Analytical Method: EPA 300.0 Rev 2.1 1993 Pace Analytical Services - Asheville								
Chloride	ND	mg/L	1.0	0.60	1		08/13/24 23:24	16887-00-6	
Fluoride	ND	mg/L	0.10	0.050	1		08/13/24 23:24	16984-48-8	
Sulfate	ND	mg/L	1.0	0.50	1		08/13/24 23:24	14808-79-8	

This report shall not be reproduced, except in full,
without the written consent of Pace Analytical Services, LLC.

Pace Analytical Services, LLC
9800 Kincey Ave. Suite 100
Huntersville, NC 28078
(704)875-9092

ANALYTICAL RESULTS

Project: Hammond AP-2
Pace Project No.: 92746285

Sample: HAM-HGWC-14 **Lab ID: 92746285017** Collected: 08/10/24 10:26 Received: 08/12/24 12:10 Matrix: Water

Parameters	Results	Units	Report Limit	MDL	DF	Prepared	Analyzed	CAS No.	Qual
6010D ATL ICP	Analytical Method: EPA 6010D Preparation Method: EPA 3010A Pace Analytical Services - Peachtree Corners, GA								
Calcium	**375**	mg/L	5.0	0.61	5	08/15/24 17:37	08/19/24 20:25	7440-70-2	
6020 MET ICPMS	Analytical Method: EPA 6020B Preparation Method: EPA 3005A Pace Analytical Services - Peachtree Corners, GA								
Antimony	ND	mg/L	0.0030	0.00054	1	08/15/24 13:11	08/16/24 18:59	7440-36-0	
Arsenic	**0.0050J**	mg/L	0.0050	0.00084	1	08/15/24 13:11	08/16/24 18:59	7440-38-2	
Barium	**0.015**	mg/L	0.0050	0.00047	1	08/15/24 13:11	08/16/24 18:59	7440-39-3	
Beryllium	**0.00047J**	mg/L	0.00050	0.000094	1	08/15/24 13:11	08/16/24 18:59	7440-41-7	
Boron	**6.7**	mg/L	0.040	0.012	1	08/15/24 13:11	08/16/24 18:59	7440-42-8	
Cadmium	**0.00011J**	mg/L	0.00050	0.00010	1	08/15/24 13:11	08/16/24 18:59	7440-43-9	
Chromium	ND	mg/L	0.0050	0.0019	1	08/15/24 13:11	08/16/24 18:59	7440-47-3	
Cobalt	**0.037**	mg/L	0.0050	0.00032	1	08/15/24 13:11	08/16/24 18:59	7440-48-4	
Lead	**0.0012**	mg/L	0.0010	0.00016	1	08/15/24 13:11	08/16/24 18:59	7439-92-1	
Lithium	ND	mg/L	0.030	0.0016	1	08/15/24 13:11	08/16/24 18:59	7439-93-2	
Molybdenum	ND	mg/L	0.010	0.00062	1	08/15/24 13:11	08/16/24 18:59	7439-98-7	
Selenium	**0.0030J**	mg/L	0.0050	0.00096	1	08/15/24 13:11	08/16/24 18:59	7782-49-2	
Thallium	ND	mg/L	0.0010	0.00038	1	08/15/24 13:11	08/16/24 18:59	7440-28-0	
7470 Mercury	Analytical Method: EPA 7470A Preparation Method: EPA 7470A Pace Analytical Services - Peachtree Corners, GA								
Mercury	ND	mg/L	0.00020	0.00013	1	08/19/24 10:00	08/19/24 15:04	7439-97-6	
2540C Total Dissolved Solids	Analytical Method: SM 2540C-2015 Pace Analytical Services - Peachtree Corners, GA								
Total Dissolved Solids	**1780**	mg/L	25.0	25.0	1		08/14/24 11:38		
300.0 IC Anions 28 Days	Analytical Method: EPA 300.0 Rev 2.1 1993 Pace Analytical Services - Asheville								
Chloride	**84.9**	mg/L	20.0	12.0	20		08/14/24 18:38	16887-00-6	
Fluoride	**0.19**	mg/L	0.10	0.050	1		08/14/24 06:24	16984-48-8	
Sulfate	**854**	mg/L	20.0	10.0	20		08/14/24 18:38	14808-79-8	

This report shall not be reproduced, except in full,
without the written consent of Pace Analytical Services, LLC.

Pace Analytical Services, LLC
9800 Kincey Ave. Suite 100
Huntersville, NC 28078
(704)875-9092

ANALYTICAL RESULTS

Project: Hammond AP-2
Pace Project No.: 92746285

Sample: HAM-MW-22 **Lab ID: 92746285018** Collected: 08/10/24 17:27 Received: 08/12/24 12:10 Matrix: Water

Parameters	Results	Units	Report Limit	MDL	DF	Prepared	Analyzed	CAS No.	Qual
6010D ATL ICP	Analytical Method: EPA 6010D Preparation Method: EPA 3010A Pace Analytical Services - Peachtree Corners, GA								
Calcium	**184**	mg/L	1.0	0.12	1	08/15/24 17:37	08/19/24 19:06	7440-70-2	
6020 MET ICPMS	Analytical Method: EPA 6020B Preparation Method: EPA 3005A Pace Analytical Services - Peachtree Corners, GA								
Antimony	ND	mg/L	0.0030	0.00054	1	08/15/24 13:11	08/16/24 19:03	7440-36-0	
Arsenic	ND	mg/L	0.0050	0.00084	1	08/15/24 13:11	08/16/24 19:03	7440-38-2	
Barium	**0.014**	mg/L	0.0050	0.00047	1	08/15/24 13:11	08/16/24 19:03	7440-39-3	
Beryllium	ND	mg/L	0.00050	0.000094	1	08/15/24 13:11	08/16/24 19:03	7440-41-7	
Boron	**2.2**	mg/L	0.040	0.012	1	08/15/24 13:11	08/16/24 19:03	7440-42-8	
Cadmium	**0.0017**	mg/L	0.00050	0.00010	1	08/15/24 13:11	08/16/24 19:03	7440-43-9	
Chromium	ND	mg/L	0.0050	0.0019	1	08/15/24 13:11	08/16/24 19:03	7440-47-3	
Cobalt	**0.015**	mg/L	0.0050	0.00032	1	08/15/24 13:11	08/16/24 19:03	7440-48-4	
Lead	ND	mg/L	0.0010	0.00016	1	08/15/24 13:11	08/16/24 19:03	7439-92-1	
Lithium	ND	mg/L	0.030	0.0016	1	08/15/24 13:11	08/16/24 19:03	7439-93-2	
Molybdenum	ND	mg/L	0.010	0.00062	1	08/15/24 13:11	08/16/24 19:03	7439-98-7	
Selenium	ND	mg/L	0.0050	0.00096	1	08/15/24 13:11	08/16/24 19:03	7782-49-2	
Thallium	ND	mg/L	0.0010	0.00038	1	08/15/24 13:11	08/16/24 19:03	7440-28-0	
7470 Mercury	Analytical Method: EPA 7470A Preparation Method: EPA 7470A Pace Analytical Services - Peachtree Corners, GA								
Mercury	ND	mg/L	0.00020	0.00013	1	08/19/24 10:00	08/19/24 15:06	7439-97-6	
2540C Total Dissolved Solids	Analytical Method: SM 2540C-2015 Pace Analytical Services - Peachtree Corners, GA								
Total Dissolved Solids	**1030**	mg/L	25.0	25.0	1		08/14/24 11:39		
300.0 IC Anions 28 Days	Analytical Method: EPA 300.0 Rev 2.1 1993 Pace Analytical Services - Asheville								
Chloride	**94.2**	mg/L	8.0	4.8	8		08/14/24 18:52	16887-00-6	
Fluoride	**0.078J**	mg/L	0.10	0.050	1		08/14/24 07:41	16984-48-8	
Sulfate	**389**	mg/L	8.0	4.0	8		08/14/24 18:52	14808-79-8	

This report shall not be reproduced, except in full,
without the written consent of Pace Analytical Services, LLC.

Pace Analytical Services, LLC
9800 Kincey Ave. Suite 100
Huntersville, NC 28078
(704)875-9092

ANALYTICAL RESULTS

Project: Hammond AP-2
Pace Project No.: 92746285

Sample: HAM-MW-34D **Lab ID: 92746285019** Collected: 08/10/24 15:55 Received: 08/12/24 12:10 Matrix: Water

Parameters	Results	Units	Report Limit	MDL	DF	Prepared	Analyzed	CAS No.	Qual
6010D ATL ICP	Analytical Method: EPA 6010D Preparation Method: EPA 3010A Pace Analytical Services - Peachtree Corners, GA								
Calcium	**451**	mg/L	10.0	1.2	10	08/15/24 17:37	08/19/24 20:29	7440-70-2	
6020 MET ICPMS	Analytical Method: EPA 6020B Preparation Method: EPA 3005A Pace Analytical Services - Peachtree Corners, GA								
Antimony	ND	mg/L	0.0030	0.00054	1	08/15/24 13:11	08/16/24 19:06	7440-36-0	
Arsenic	**0.0045J**	mg/L	0.0050	0.00084	1	08/15/24 13:11	08/16/24 19:06	7440-38-2	
Barium	**0.032**	mg/L	0.0050	0.00047	1	08/15/24 13:11	08/16/24 19:06	7440-39-3	
Beryllium	ND	mg/L	0.00050	0.000094	1	08/15/24 13:11	08/16/24 19:06	7440-41-7	
Boron	**7.8**	mg/L	0.040	0.012	1	08/15/24 13:11	08/16/24 19:06	7440-42-8	
Cadmium	**0.0015**	mg/L	0.00050	0.00010	1	08/15/24 13:11	08/16/24 19:06	7440-43-9	
Chromium	ND	mg/L	0.0050	0.0019	1	08/15/24 13:11	08/16/24 19:06	7440-47-3	
Cobalt	**0.0064**	mg/L	0.0050	0.00032	1	08/15/24 13:11	08/16/24 19:06	7440-48-4	
Lead	ND	mg/L	0.0010	0.00016	1	08/15/24 13:11	08/16/24 19:06	7439-92-1	
Lithium	ND	mg/L	0.030	0.0016	1	08/15/24 13:11	08/16/24 19:06	7439-93-2	
Molybdenum	ND	mg/L	0.010	0.00062	1	08/15/24 13:11	08/16/24 19:06	7439-98-7	
Selenium	**0.0010J**	mg/L	0.0050	0.00096	1	08/15/24 13:11	08/16/24 19:06	7782-49-2	
Thallium	ND	mg/L	0.0010	0.00038	1	08/15/24 13:11	08/16/24 19:06	7440-28-0	
7470 Mercury	Analytical Method: EPA 7470A Preparation Method: EPA 7470A Pace Analytical Services - Peachtree Corners, GA								
Mercury	ND	mg/L	0.00020	0.00013	1	08/19/24 10:00	08/19/24 15:09	7439-97-6	
2540C Total Dissolved Solids	Analytical Method: SM 2540C-2015 Pace Analytical Services - Peachtree Corners, GA								
Total Dissolved Solids	**1980**	mg/L	25.0	25.0	1		08/14/24 11:39		
300.0 IC Anions 28 Days	Analytical Method: EPA 300.0 Rev 2.1 1993 Pace Analytical Services - Asheville								
Chloride	**129**	mg/L	19.0	11.4	19		08/14/24 19:07	16887-00-6	
Fluoride	**0.10**	mg/L	0.10	0.050	1		08/14/24 07:55	16984-48-8	
Sulfate	**825**	mg/L	19.0	9.5	19		08/14/24 19:07	14808-79-8	

This report shall not be reproduced, except in full,
without the written consent of Pace Analytical Services, LLC.

Pace Analytical Services, LLC
9800 Kincey Ave. Suite 100
Huntersville, NC 28078
(704)875-9092

ANALYTICAL RESULTS

Project: Hammond AP-2
Pace Project No.: 92746285

Sample: HAM-MW-37D **Lab ID: 92746285020** Collected: 08/10/24 12:32 Received: 08/12/24 12:10 Matrix: Water

Parameters	Results	Units	Report Limit	MDL	DF	Prepared	Analyzed	CAS No.	Qual
6010D ATL ICP	Analytical Method: EPA 6010D Preparation Method: EPA 3010A Pace Analytical Services - Peachtree Corners, GA								
Calcium	**49.4**	mg/L	1.0	0.12	1	08/15/24 17:37	08/19/24 19:14	7440-70-2	
6020 MET ICPMS	Analytical Method: EPA 6020B Preparation Method: EPA 3005A Pace Analytical Services - Peachtree Corners, GA								
Antimony	ND	mg/L	0.0030	0.00054	1	08/15/24 13:11	08/16/24 19:10	7440-36-0	
Arsenic	ND	mg/L	0.0050	0.00084	1	08/15/24 13:11	08/16/24 19:10	7440-38-2	
Barium	**0.17**	mg/L	0.0050	0.00047	1	08/15/24 13:11	08/16/24 19:10	7440-39-3	
Beryllium	ND	mg/L	0.00050	0.000094	1	08/15/24 13:11	08/16/24 19:10	7440-41-7	
Boron	**0.099**	mg/L	0.040	0.012	1	08/15/24 13:11	08/16/24 19:10	7440-42-8	
Cadmium	ND	mg/L	0.00050	0.00010	1	08/15/24 13:11	08/16/24 19:10	7440-43-9	
Chromium	ND	mg/L	0.0050	0.0019	1	08/15/24 13:11	08/16/24 19:10	7440-47-3	
Cobalt	ND	mg/L	0.0050	0.00032	1	08/15/24 13:11	08/16/24 19:10	7440-48-4	
Lead	ND	mg/L	0.0010	0.00016	1	08/15/24 13:11	08/16/24 19:10	7439-92-1	
Lithium	**0.021J**	mg/L	0.030	0.0016	1	08/15/24 13:11	08/16/24 19:10	7439-93-2	
Molybdenum	**0.0011J**	mg/L	0.010	0.00062	1	08/15/24 13:11	08/16/24 19:10	7439-98-7	
Selenium	ND	mg/L	0.0050	0.00096	1	08/15/24 13:11	08/16/24 19:10	7782-49-2	
Thallium	ND	mg/L	0.0010	0.00038	1	08/15/24 13:11	08/16/24 19:10	7440-28-0	
7470 Mercury	Analytical Method: EPA 7470A Preparation Method: EPA 7470A Pace Analytical Services - Peachtree Corners, GA								
Mercury	ND	mg/L	0.00020	0.00013	1	08/19/24 10:00	08/19/24 15:12	7439-97-6	
2540C Total Dissolved Solids	Analytical Method: SM 2540C-2015 Pace Analytical Services - Peachtree Corners, GA								
Total Dissolved Solids	**221**	mg/L	25.0	25.0	1		08/14/24 11:39		
300.0 IC Anions 28 Days	Analytical Method: EPA 300.0 Rev 2.1 1993 Pace Analytical Services - Asheville								
Chloride	**4.4**	mg/L	1.0	0.60	1		08/14/24 08:09	16887-00-6	
Fluoride	**0.094J**	mg/L	0.10	0.050	1		08/14/24 08:09	16984-48-8	
Sulfate	**21.6**	mg/L	1.0	0.50	1		08/14/24 08:09	14808-79-8	

This report shall not be reproduced, except in full,
without the written consent of Pace Analytical Services, LLC.

Pace Analytical Services, LLC
9800 Kincey Ave. Suite 100
Huntersville, NC 28078
(704)875-9092

ANALYTICAL RESULTS

Project: Hammond AP-2
Pace Project No.: 92746285

Sample: HAM-AP2-FD-02 **Lab ID: 92746285021** Collected: 08/10/24 00:00 Received: 08/12/24 12:10 Matrix: Water

Parameters	Results	Units	Report Limit	MDL	DF	Prepared	Analyzed	CAS No.	Qual
6010D ATL ICP	Analytical Method: EPA 6010D Preparation Method: EPA 3010A Pace Analytical Services - Peachtree Corners, GA								
Calcium	**49.0**	mg/L	1.0	0.12	1	08/15/24 17:37	08/19/24 19:18	7440-70-2	
6020 MET ICPMS	Analytical Method: EPA 6020B Preparation Method: EPA 3005A Pace Analytical Services - Peachtree Corners, GA								
Antimony	ND	mg/L	0.0030	0.00054	1	08/15/24 13:11	08/16/24 19:14	7440-36-0	
Arsenic	ND	mg/L	0.0050	0.00084	1	08/15/24 13:11	08/16/24 19:14	7440-38-2	
Barium	**0.17**	mg/L	0.0050	0.00047	1	08/15/24 13:11	08/16/24 19:14	7440-39-3	
Beryllium	ND	mg/L	0.00050	0.000094	1	08/15/24 13:11	08/16/24 19:14	7440-41-7	
Boron	**0.077**	mg/L	0.040	0.012	1	08/15/24 13:11	08/16/24 19:14	7440-42-8	
Cadmium	ND	mg/L	0.00050	0.00010	1	08/15/24 13:11	08/16/24 19:14	7440-43-9	
Chromium	ND	mg/L	0.0050	0.0019	1	08/15/24 13:11	08/16/24 19:14	7440-47-3	
Cobalt	ND	mg/L	0.0050	0.00032	1	08/15/24 13:11	08/16/24 19:14	7440-48-4	
Lead	ND	mg/L	0.0010	0.00016	1	08/15/24 13:11	08/16/24 19:14	7439-92-1	
Lithium	**0.021J**	mg/L	0.030	0.0016	1	08/15/24 13:11	08/16/24 19:14	7439-93-2	
Molybdenum	**0.0011J**	mg/L	0.010	0.00062	1	08/15/24 13:11	08/16/24 19:14	7439-98-7	
Selenium	ND	mg/L	0.0050	0.00096	1	08/15/24 13:11	08/16/24 19:14	7782-49-2	
Thallium	ND	mg/L	0.0010	0.00038	1	08/15/24 13:11	08/16/24 19:14	7440-28-0	
7470 Mercury	Analytical Method: EPA 7470A Preparation Method: EPA 7470A Pace Analytical Services - Peachtree Corners, GA								
Mercury	ND	mg/L	0.00020	0.00013	1	08/19/24 16:00	08/20/24 10:04	7439-97-6	
2540C Total Dissolved Solids	Analytical Method: SM 2540C-2015 Pace Analytical Services - Peachtree Corners, GA								
Total Dissolved Solids	**211**	mg/L	25.0	25.0	1		08/14/24 11:40		
300.0 IC Anions 28 Days	Analytical Method: EPA 300.0 Rev 2.1 1993 Pace Analytical Services - Asheville								
Chloride	**4.3**	mg/L	1.0	0.60	1		08/14/24 08:24	16887-00-6	
Fluoride	**0.093J**	mg/L	0.10	0.050	1		08/14/24 08:24	16984-48-8	
Sulfate	**21.4**	mg/L	1.0	0.50	1		08/14/24 08:24	14808-79-8	

This report shall not be reproduced, except in full,
without the written consent of Pace Analytical Services, LLC.

Pace Analytical Services, LLC
9800 Kincey Ave. Suite 100
Huntersville, NC 28078
(704)875-9092

ANALYTICAL RESULTS

Project: Hammond AP-2
Pace Project No.: 92746285

Sample: HAM-AP2-EB-02 **Lab ID: 92746285022** Collected: 08/10/24 18:25 Received: 08/12/24 12:10 Matrix: Water

Parameters	Results	Units	Report Limit	MDL	DF	Prepared	Analyzed	CAS No.	Qual
6010D ATL ICP	Analytical Method: EPA 6010D Preparation Method: EPA 3010A Pace Analytical Services - Peachtree Corners, GA								
Calcium	ND	mg/L	1.0	0.12	1	08/15/24 17:37	08/19/24 19:23	7440-70-2	
6020 MET ICPMS	Analytical Method: EPA 6020B Preparation Method: EPA 3005A Pace Analytical Services - Peachtree Corners, GA								
Antimony	ND	mg/L	0.0030	0.00054	1	08/15/24 13:11	08/16/24 19:17	7440-36-0	
Arsenic	ND	mg/L	0.0050	0.00084	1	08/15/24 13:11	08/16/24 19:17	7440-38-2	
Barium	ND	mg/L	0.0050	0.00047	1	08/15/24 13:11	08/16/24 19:17	7440-39-3	
Beryllium	ND	mg/L	0.00050	0.000094	1	08/15/24 13:11	08/16/24 19:17	7440-41-7	
Boron	**0.020J**	mg/L	0.040	0.012	1	08/15/24 13:11	08/16/24 19:17	7440-42-8	
Cadmium	ND	mg/L	0.00050	0.00010	1	08/15/24 13:11	08/16/24 19:17	7440-43-9	
Chromium	ND	mg/L	0.0050	0.0019	1	08/15/24 13:11	08/16/24 19:17	7440-47-3	
Cobalt	ND	mg/L	0.0050	0.00032	1	08/15/24 13:11	08/16/24 19:17	7440-48-4	
Lead	ND	mg/L	0.0010	0.00016	1	08/15/24 13:11	08/16/24 19:17	7439-92-1	
Lithium	ND	mg/L	0.030	0.0016	1	08/15/24 13:11	08/16/24 19:17	7439-93-2	
Molybdenum	ND	mg/L	0.010	0.00062	1	08/15/24 13:11	08/16/24 19:17	7439-98-7	
Selenium	ND	mg/L	0.0050	0.00096	1	08/15/24 13:11	08/16/24 19:17	7782-49-2	
Thallium	ND	mg/L	0.0010	0.00038	1	08/15/24 13:11	08/16/24 19:17	7440-28-0	
7470 Mercury	Analytical Method: EPA 7470A Preparation Method: EPA 7470A Pace Analytical Services - Peachtree Corners, GA								
Mercury	ND	mg/L	0.00020	0.00013	1	08/19/24 16:00	08/20/24 10:06	7439-97-6	
2540C Total Dissolved Solids	Analytical Method: SM 2540C-2015 Pace Analytical Services - Peachtree Corners, GA								
Total Dissolved Solids	**53.0**	mg/L	25.0	25.0	1		08/14/24 11:40		
300.0 IC Anions 28 Days	Analytical Method: EPA 300.0 Rev 2.1 1993 Pace Analytical Services - Asheville								
Chloride	ND	mg/L	1.0	0.60	1		08/13/24 23:38	16887-00-6	
Fluoride	ND	mg/L	0.10	0.050	1		08/13/24 23:38	16984-48-8	
Sulfate	ND	mg/L	1.0	0.50	1		08/13/24 23:38	14808-79-8	

This report shall not be reproduced, except in full,
without the written consent of Pace Analytical Services, LLC.

Pace Analytical Services, LLC
9800 Kincey Ave. Suite 100
Huntersville, NC 28078
(704)875-9092

ANALYTICAL RESULTS

Project: Hammond AP-2
Pace Project No.: 92746285

Sample: HAM-AP2-FB-02 **Lab ID: 92746285023** Collected: 08/10/24 18:20 Received: 08/12/24 12:10 Matrix: Water

Parameters	Results	Units	Report Limit	MDL	DF	Prepared	Analyzed	CAS No.	Qual
6010D ATL ICP	Analytical Method: EPA 6010D Preparation Method: EPA 3010A Pace Analytical Services - Peachtree Corners, GA								
Calcium	ND	mg/L	1.0	0.12	1	08/16/24 15:57	08/18/24 18:37	7440-70-2	
6020 MET ICPMS	Analytical Method: EPA 6020B Preparation Method: EPA 3005A Pace Analytical Services - Peachtree Corners, GA								
Antimony	ND	mg/L	0.0030	0.00054	1	08/15/24 13:11	08/16/24 19:28	7440-36-0	
Arsenic	ND	mg/L	0.0050	0.00084	1	08/15/24 13:11	08/16/24 19:28	7440-38-2	
Barium	ND	mg/L	0.0050	0.00047	1	08/15/24 13:11	08/16/24 19:28	7440-39-3	
Beryllium	ND	mg/L	0.00050	0.000094	1	08/15/24 13:11	08/16/24 19:28	7440-41-7	
Boron	ND	mg/L	0.040	0.012	1	08/15/24 13:11	08/16/24 19:28	7440-42-8	
Cadmium	ND	mg/L	0.00050	0.00010	1	08/15/24 13:11	08/16/24 19:28	7440-43-9	
Chromium	ND	mg/L	0.0050	0.0019	1	08/15/24 13:11	08/16/24 19:28	7440-47-3	
Cobalt	ND	mg/L	0.0050	0.00032	1	08/15/24 13:11	08/16/24 19:28	7440-48-4	
Lead	ND	mg/L	0.0010	0.00016	1	08/15/24 13:11	08/16/24 19:28	7439-92-1	
Lithium	ND	mg/L	0.030	0.0016	1	08/15/24 13:11	08/16/24 19:28	7439-93-2	
Molybdenum	ND	mg/L	0.010	0.00062	1	08/15/24 13:11	08/16/24 19:28	7439-98-7	
Selenium	ND	mg/L	0.0050	0.00096	1	08/15/24 13:11	08/16/24 19:28	7782-49-2	
Thallium	ND	mg/L	0.0010	0.00038	1	08/15/24 13:11	08/16/24 19:28	7440-28-0	
7470 Mercury	Analytical Method: EPA 7470A Preparation Method: EPA 7470A Pace Analytical Services - Peachtree Corners, GA								
Mercury	ND	mg/L	0.00020	0.00013	1	08/19/24 16:00	08/20/24 10:09	7439-97-6	
2540C Total Dissolved Solids	Analytical Method: SM 2540C-2015 Pace Analytical Services - Peachtree Corners, GA								
Total Dissolved Solids	ND	mg/L	25.0	25.0	1		08/14/24 11:40		
300.0 IC Anions 28 Days	Analytical Method: EPA 300.0 Rev 2.1 1993 Pace Analytical Services - Asheville								
Chloride	ND	mg/L	1.0	0.60	1		08/13/24 23:52	16887-00-6	
Fluoride	ND	mg/L	0.10	0.050	1		08/13/24 23:52	16984-48-8	
Sulfate	ND	mg/L	1.0	0.50	1		08/13/24 23:52	14808-79-8	

This report shall not be reproduced, except in full,
without the written consent of Pace Analytical Services, LLC.

Pace Analytical Services, LLC
9800 Kincey Ave. Suite 100
Huntersville, NC 28078
(704)875-9092

QUALITY CONTROL DATA

Project: Hammond AP-2
Pace Project No.: 92746285

QC Batch: 874538
QC Batch Method: EPA 3010A
Analysis Method: EPA 6010D
Analysis Description: 6010D ATL
Laboratory: Pace Analytical Services - Peachtree Corners, GA
Associated Lab Samples: 92746285001, 92746285002, 92746285003, 92746285004

METHOD BLANK: 4505177 Matrix: Water
Associated Lab Samples: 92746285001, 92746285002, 92746285003, 92746285004

Parameter	Units	Blank Result	Reporting Limit	MDL	Analyzed	Qualifiers
Calcium	mg/L	ND	1.0	0.12	08/15/24 21:56	

LABORATORY CONTROL SAMPLE: 4505178

Parameter	Units	Spike Conc.	LCS Result	LCS % Rec	% Rec Limits	Qualifiers
Calcium	mg/L	1	1.1	106	80-120	

MATRIX SPIKE & MATRIX SPIKE DUPLICATE: 4505179 4505180

Parameter	Units	92746435001 Result	MS Spike Conc.	MSD Spike Conc.	MS Result	MSD Result	MS % Rec	MSD % Rec	% Rec Limits	RPD	Max RPD	Qual
Calcium	mg/L	211000 ug/L	1	1	207	205	-381	-564	75-125	1	20	M1

Results presented on this page are in the units indicated by the "Units" column except where an alternate unit is presented to the right of the result.

REPORT OF LABORATORY ANALYSIS

This report shall not be reproduced, except in full,
without the written consent of Pace Analytical Services, LLC.

Pace Analytical Services, LLC
9800 Kincey Ave. Suite 100
Huntersville, NC 28078
(704)875-9092

QUALITY CONTROL DATA

Project: Hammond AP-2
Pace Project No.: 92746285

QC Batch: 875957
QC Batch Method: EPA 3010A
Analysis Method: EPA 6010D
Analysis Description: 6010D ATL
Laboratory: Pace Analytical Services - Peachtree Corners, GA
Associated Lab Samples: 92746285005, 92746285006

METHOD BLANK: 4512098
Matrix: Water
Associated Lab Samples: 92746285005, 92746285006

Parameter	Units	Blank Result	Reporting Limit	MDL	Analyzed	Qualifiers
Calcium	mg/L	ND	1.0	0.12	08/19/24 15:46	

LABORATORY CONTROL SAMPLE: 4512099

Parameter	Units	Spike Conc.	LCS Result	LCS % Rec	% Rec Limits	Qualifiers
Calcium	mg/L	1	1.0	100	80-120	

MATRIX SPIKE & MATRIX SPIKE DUPLICATE: 4512100 4512101

Parameter	Units	92746285005 Result	MS Spike Conc.	MSD Spike Conc.	MS Result	MSD Result	MS % Rec	MSD % Rec	% Rec Limits	RPD	Max RPD	Qual
Calcium	mg/L	182	1	1	187	186	444	443	75-125	0	20	M1

Results presented on this page are in the units indicated by the "Units" column except where an alternate unit is presented to the right of the result.

This report shall not be reproduced, except in full,
without the written consent of Pace Analytical Services, LLC.

Pace Analytical Services, LLC
9800 Kincey Ave. Suite 100
Huntersville, NC 28078
(704)875-9092

QUALITY CONTROL DATA

Project: Hammond AP-2
Pace Project No.: 92746285

QC Batch: 875959
QC Batch Method: EPA 3010A
Analysis Method: EPA 6010D
Analysis Description: 6010D ATL
Laboratory: Pace Analytical Services - Peachtree Corners, GA

Associated Lab Samples: 92746285007, 92746285008, 92746285009, 92746285010, 92746285011, 92746285012, 92746285013, 92746285014, 92746285015, 92746285016, 92746285017, 92746285018, 92746285019, 92746285020, 92746285021, 92746285022

METHOD BLANK: 4512119
Matrix: Water

Associated Lab Samples: 92746285007, 92746285008, 92746285009, 92746285010, 92746285011, 92746285012, 92746285013, 92746285014, 92746285015, 92746285016, 92746285017, 92746285018, 92746285019, 92746285020, 92746285021, 92746285022

Parameter	Units	Blank Result	Reporting Limit	MDL	Analyzed	Qualifiers
Calcium	mg/L	ND	1.0	0.12	08/19/24 17:40	

LABORATORY CONTROL SAMPLE: 4512120

Parameter	Units	Spike Conc.	LCS Result	LCS % Rec	% Rec Limits	Qualifiers
Calcium	mg/L	1	1.0	101	80-120	

MATRIX SPIKE & MATRIX SPIKE DUPLICATE: 4512121 4512122

Parameter	Units	92746897001 Result	MS Spike Conc.	MSD Spike Conc.	MS Result	MSD Result	MS % Rec	MSD % Rec	% Rec Limits	RPD	Max RPD	Qual
Calcium	mg/L		1	1	288	291	551	781	75-125	1	20	M1

Results presented on this page are in the units indicated by the "Units" column except where an alternate unit is presented to the right of the result.

REPORT OF LABORATORY ANALYSIS

This report shall not be reproduced, except in full,
without the written consent of Pace Analytical Services, LLC.

Pace Analytical Services, LLC
9800 Kincey Ave. Suite 100
Huntersville, NC 28078
(704)875-9092

QUALITY CONTROL DATA

Project: Hammond AP-2
Pace Project No.: 92746285

QC Batch: 876300
QC Batch Method: EPA 3010A
Analysis Method: EPA 6010D
Analysis Description: 6010D ATL
Laboratory: Pace Analytical Services - Peachtree Corners, GA
Associated Lab Samples: 92746285023

METHOD BLANK: 4514148 Matrix: Water
Associated Lab Samples: 92746285023

Parameter	Units	Blank Result	Reporting Limit	MDL	Analyzed	Qualifiers
Calcium	mg/L	ND	1.0	0.12	08/18/24 18:19	

LABORATORY CONTROL SAMPLE: 4514149

Parameter	Units	Spike Conc.	LCS Result	LCS % Rec	% Rec Limits	Qualifiers
Calcium	mg/L	1	1.0	105	80-120	

MATRIX SPIKE & MATRIX SPIKE DUPLICATE: 4514150 4514151

Parameter	Units	92746288005 Result	MS Spike Conc.	MSD Spike Conc.	MS Result	MSD Result	MS % Rec	MSD % Rec	% Rec Limits	RPD	Max RPD	Qual
Calcium	mg/L	142	1	1	140	148	-213	560	75-125	5	20	M1

Results presented on this page are in the units indicated by the "Units" column except where an alternate unit is presented to the right of the result.

REPORT OF LABORATORY ANALYSIS

This report shall not be reproduced, except in full,
without the written consent of Pace Analytical Services, LLC.

Pace Analytical Services, LLC
9800 Kincey Ave. Suite 100
Huntersville, NC 28078
(704)875-9092

QUALITY CONTROL DATA

Project: Hammond AP-2
Pace Project No.: 92746285

QC Batch: 874191
QC Batch Method: EPA 3005A
Analysis Method: EPA 6020B
Analysis Description: 6020 MET
Laboratory: Pace Analytical Services - Peachtree Corners, GA
Associated Lab Samples: 92746285001, 92746285002, 92746285003, 92746285004

METHOD BLANK: 4503331 Matrix: Water
Associated Lab Samples: 92746285001, 92746285002, 92746285003, 92746285004

Parameter	Units	Blank Result	Reporting Limit	MDL	Analyzed	Qualifiers
Antimony	mg/L	ND	0.0030	0.00054	08/13/24 17:51	
Arsenic	mg/L	ND	0.0050	0.00084	08/13/24 17:51	
Barium	mg/L	ND	0.0050	0.00047	08/13/24 17:51	
Beryllium	mg/L	ND	0.00050	0.000094	08/13/24 17:51	
Boron	mg/L	ND	0.040	0.012	08/13/24 17:51	
Cadmium	mg/L	ND	0.00050	0.00010	08/13/24 17:51	
Chromium	mg/L	ND	0.0050	0.0019	08/13/24 17:51	
Cobalt	mg/L	ND	0.0050	0.00032	08/13/24 17:51	
Lead	mg/L	ND	0.0010	0.00016	08/13/24 17:51	
Lithium	mg/L	ND	0.030	0.0016	08/13/24 17:51	
Molybdenum	mg/L	ND	0.010	0.00062	08/13/24 17:51	
Selenium	mg/L	ND	0.0050	0.00096	08/13/24 17:51	
Thallium	mg/L	ND	0.0010	0.00038	08/13/24 17:51	

LABORATORY CONTROL SAMPLE: 4503332

Parameter	Units	Spike Conc.	LCS Result	LCS % Rec	% Rec Limits	Qualifiers
Antimony	mg/L	0.1	0.098	98	80-120	
Arsenic	mg/L	0.1	0.095	95	80-120	
Barium	mg/L	0.1	0.094	94	80-120	
Beryllium	mg/L	0.1	0.097	97	80-120	
Boron	mg/L	1	0.92	92	80-120	
Cadmium	mg/L	0.1	0.097	97	80-120	
Chromium	mg/L	0.1	0.097	97	80-120	
Cobalt	mg/L	0.1	0.097	97	80-120	
Lead	mg/L	0.1	0.095	95	80-120	
Lithium	mg/L	0.1	0.098	98	80-120	
Molybdenum	mg/L	0.1	0.099	99	80-120	
Selenium	mg/L	0.1	0.098	98	80-120	
Thallium	mg/L	0.1	0.095	95	80-120	

MATRIX SPIKE & MATRIX SPIKE DUPLICATE: 4503333 4503334

Parameter	Units	92745465009 Result	MS Spike Conc.	MSD Spike Conc.	MS Result	MSD Result	MS % Rec	MSD % Rec	% Rec Limits	RPD	Max RPD	Qual
Antimony	mg/L	ND	0.1	0.1	0.10	0.10	100	101	75-125	1	20	
Arsenic	mg/L	ND	0.1	0.1	0.098	0.097	98	97	75-125	1	20	

Results presented on this page are in the units indicated by the "Units" column except where an alternate unit is presented to the right of the result.

REPORT OF LABORATORY ANALYSIS

This report shall not be reproduced, except in full,
without the written consent of Pace Analytical Services, LLC.

Pace Analytical Services, LLC
9800 Kincey Ave. Suite 100
Huntersville, NC 28078
(704)875-9092

QUALITY CONTROL DATA

Project: Hammond AP-2
Pace Project No.: 92746285

MATRIX SPIKE & MATRIX SPIKE DUPLICATE: 4503333 4503334

Parameter	Units	92745465009 Result	MS Spike Conc.	MSD Spike Conc.	MS Result	MSD Result	MS % Rec	MSD % Rec	% Rec Limits	RPD	Max RPD	Qual
Barium	mg/L	0.0099	0.1	0.1	0.11	0.11	95	96	75-125	1	20	
Beryllium	mg/L	ND	0.1	0.1	0.098	0.098	98	98	75-125	0	20	
Boron	mg/L	ND	1	1	0.95	0.96	95	96	75-125	1	20	
Cadmium	mg/L	ND	0.1	0.1	0.10	0.10	101	100	75-125	1	20	
Chromium	mg/L	ND	0.1	0.1	0.099	0.097	99	97	75-125	2	20	
Cobalt	mg/L	ND	0.1	0.1	0.097	0.096	97	96	75-125	1	20	
Lead	mg/L	ND	0.1	0.1	0.097	0.097	97	97	75-125	0	20	
Lithium	mg/L	ND	0.1	0.1	0.099	0.10	98	100	75-125	2	20	
Molybdenum	mg/L	ND	0.1	0.1	0.099	0.10	99	99	75-125	1	20	
Selenium	mg/L	ND	0.1	0.1	0.098	0.097	98	97	75-125	1	20	
Thallium	mg/L	ND	0.1	0.1	0.097	0.097	97	97	75-125	1	20	

Results presented on this page are in the units indicated by the "Units" column except where an alternate unit is presented to the right of the result.

This report shall not be reproduced, except in full,
without the written consent of Pace Analytical Services, LLC.

Pace Analytical Services, LLC
9800 Kincey Ave. Suite 100
Huntersville, NC 28078
(704)875-9092

QUALITY CONTROL DATA

Project: Hammond AP-2
Pace Project No.: 92746285

QC Batch: 875534
QC Batch Method: EPA 3005A
Analysis Method: EPA 6020B
Analysis Description: 6020 MET
Laboratory: Pace Analytical Services - Peachtree Corners, GA
Associated Lab Samples: 92746285005, 92746285006

METHOD BLANK: 4509804 Matrix: Water
Associated Lab Samples: 92746285005, 92746285006

Parameter	Units	Blank Result	Reporting Limit	MDL	Analyzed	Qualifiers
Antimony	mg/L	ND	0.0030	0.00054	08/15/24 13:33	
Arsenic	mg/L	ND	0.0050	0.00084	08/15/24 13:33	
Barium	mg/L	ND	0.0050	0.00047	08/15/24 13:33	
Beryllium	mg/L	ND	0.00050	0.000094	08/15/24 13:33	
Boron	mg/L	ND	0.040	0.012	08/15/24 13:33	
Cadmium	mg/L	ND	0.00050	0.00010	08/15/24 13:33	
Chromium	mg/L	ND	0.0050	0.0019	08/15/24 13:33	
Cobalt	mg/L	ND	0.0050	0.00032	08/15/24 13:33	
Lead	mg/L	ND	0.0010	0.00016	08/15/24 13:33	
Lithium	mg/L	ND	0.030	0.0016	08/15/24 13:33	
Molybdenum	mg/L	ND	0.010	0.00062	08/15/24 13:33	
Selenium	mg/L	ND	0.0050	0.00096	08/15/24 13:33	
Thallium	mg/L	ND	0.0010	0.00038	08/15/24 13:33	

LABORATORY CONTROL SAMPLE: 4509805

Parameter	Units	Spike Conc.	LCS Result	LCS % Rec	% Rec Limits	Qualifiers
Antimony	mg/L	0.1	0.10	102	80-120	
Arsenic	mg/L	0.1	0.098	98	80-120	
Barium	mg/L	0.1	0.098	98	80-120	
Beryllium	mg/L	0.1	0.10	100	80-120	
Boron	mg/L	1	0.95	95	80-120	
Cadmium	mg/L	0.1	0.10	100	80-120	
Chromium	mg/L	0.1	0.10	101	80-120	
Cobalt	mg/L	0.1	0.10	102	80-120	
Lead	mg/L	0.1	0.099	99	80-120	
Lithium	mg/L	0.1	0.10	101	80-120	
Molybdenum	mg/L	0.1	0.10	102	80-120	
Selenium	mg/L	0.1	0.099	99	80-120	
Thallium	mg/L	0.1	0.10	100	80-120	

MATRIX SPIKE & MATRIX SPIKE DUPLICATE: 4509806 4509807

Parameter	Units	92746876004 Result	MS Spike Conc.	MSD Spike Conc.	MS Result	MSD Result	MS % Rec	MSD % Rec	% Rec Limits	RPD	Max RPD	Qual
Antimony	mg/L	ND	0.1	0.1	0.10	0.10	102	101	75-125	1	20	
Arsenic	mg/L	ND	0.1	0.1	0.10	0.10	102	101	75-125	1	20	

Results presented on this page are in the units indicated by the "Units" column except where an alternate unit is presented to the right of the result.

REPORT OF LABORATORY ANALYSIS

This report shall not be reproduced, except in full,
without the written consent of Pace Analytical Services, LLC.

Pace Analytical Services, LLC
9800 Kincey Ave. Suite 100
Huntersville, NC 28078
(704)875-9092

QUALITY CONTROL DATA

Project: Hammond AP-2
Pace Project No.: 92746285

MATRIX SPIKE & MATRIX SPIKE DUPLICATE: 4509806 4509807

Parameter	Units	92746876004 Result	MS Spike Conc.	MSD Spike Conc.	MS Result	MSD Result	MS % Rec	MSD % Rec	% Rec Limits	RPD	Max RPD	Qual
Barium	mg/L	22.4 ug/L	0.1	0.1	0.13	0.12	103	102	75-125	1	20	
Beryllium	mg/L	ND	0.1	0.1	0.099	0.098	99	98	75-125	0	20	
Boron	mg/L	ND	1	1	0.96	0.96	93	93	75-125	0	20	
Cadmium	mg/L	ND	0.1	0.1	0.10	0.099	102	99	75-125	3	20	
Chromium	mg/L	ND	0.1	0.1	0.10	0.099	101	99	75-125	2	20	
Cobalt	mg/L	ND	0.1	0.1	0.10	0.099	101	99	75-125	2	20	
Lead	mg/L	ND	0.1	0.1	0.098	0.095	98	95	75-125	3	20	
Lithium	mg/L	ND	0.1	0.1	0.11	0.11	100	99	75-125	1	20	
Molybdenum	mg/L	ND	0.1	0.1	0.11	0.11	103	100	75-125	2	20	
Selenium	mg/L	ND	0.1	0.1	0.10	0.099	100	99	75-125	1	20	
Thallium	mg/L	ND	0.1	0.1	0.098	0.097	98	97	75-125	1	20	

Results presented on this page are in the units indicated by the "Units" column except where an alternate unit is presented to the right of the result.

This report shall not be reproduced, except in full,
without the written consent of Pace Analytical Services, LLC.

Pace Analytical Services, LLC
9800 Kincey Ave. Suite 100
Huntersville, NC 28078
(704)875-9092

QUALITY CONTROL DATA

Project: Hammond AP-2
Pace Project No.: 92746285

QC Batch: 875890
QC Batch Method: EPA 3005A
Analysis Method: EPA 6020B
Analysis Description: 6020 MET
Laboratory: Pace Analytical Services - Peachtree Corners, GA
Associated Lab Samples: 92746285007

METHOD BLANK: 4511665 Matrix: Water
Associated Lab Samples: 92746285007

Parameter	Units	Blank Result	Reporting Limit	MDL	Analyzed	Qualifiers
Antimony	mg/L	ND	0.0030	0.00054	08/15/24 17:33	
Arsenic	mg/L	ND	0.0050	0.00084	08/15/24 17:33	
Barium	mg/L	ND	0.0050	0.00047	08/15/24 17:33	
Beryllium	mg/L	ND	0.00050	0.000094	08/15/24 17:33	
Boron	mg/L	ND	0.040	0.012	08/15/24 17:33	
Cadmium	mg/L	ND	0.00050	0.00010	08/15/24 17:33	
Chromium	mg/L	ND	0.0050	0.0019	08/15/24 17:33	
Cobalt	mg/L	ND	0.0050	0.00032	08/15/24 17:33	
Lead	mg/L	ND	0.0010	0.00016	08/15/24 17:33	
Lithium	mg/L	ND	0.030	0.0016	08/15/24 17:33	
Molybdenum	mg/L	ND	0.010	0.00062	08/15/24 17:33	
Selenium	mg/L	ND	0.0050	0.00096	08/15/24 17:33	
Thallium	mg/L	ND	0.0010	0.00038	08/15/24 17:33	

LABORATORY CONTROL SAMPLE: 4511666

Parameter	Units	Spike Conc.	LCS Result	LCS % Rec	% Rec Limits	Qualifiers
Antimony	mg/L	0.1	0.10	102	80-120	
Arsenic	mg/L	0.1	0.098	98	80-120	
Barium	mg/L	0.1	0.095	95	80-120	
Beryllium	mg/L	0.1	0.10	100	80-120	
Boron	mg/L	1	0.95	95	80-120	
Cadmium	mg/L	0.1	0.10	100	80-120	
Chromium	mg/L	0.1	0.099	99	80-120	
Cobalt	mg/L	0.1	0.099	99	80-120	
Lead	mg/L	0.1	0.10	102	80-120	
Lithium	mg/L	0.1	0.10	103	80-120	
Molybdenum	mg/L	0.1	0.10	100	80-120	
Selenium	mg/L	0.1	0.099	99	80-120	
Thallium	mg/L	0.1	0.10	102	80-120	

MATRIX SPIKE & MATRIX SPIKE DUPLICATE: 4511667 4511668

Parameter	Units	92746891014 Result	MS Spike Conc.	MSD Spike Conc.	MS Result	MSD Result	MS % Rec	MSD % Rec	% Rec Limits	RPD	Max RPD	Qual
Antimony	mg/L	ND	0.1	0.1	0.10	0.10	100	100	75-125	0	20	
Arsenic	mg/L	ND	0.1	0.1	0.098	0.10	98	100	75-125	2	20	

Results presented on this page are in the units indicated by the "Units" column except where an alternate unit is presented to the right of the result.

REPORT OF LABORATORY ANALYSIS

This report shall not be reproduced, except in full,
without the written consent of Pace Analytical Services, LLC.

Pace Analytical Services, LLC
9800 Kincey Ave. Suite 100
Huntersville, NC 28078
(704)875-9092

QUALITY CONTROL DATA

Project: Hammond AP-2
Pace Project No.: 92746285

MATRIX SPIKE & MATRIX SPIKE DUPLICATE: 4511667 4511668

Parameter	Units	92746891014 Result	MS Spike Conc.	MSD Spike Conc.	MS Result	MSD Result	MS % Rec	MSD % Rec	% Rec Limits	RPD	Max RPD	Qual
Barium	mg/L	0.031	0.1	0.1	0.13	0.13	97	100	75-125	2	20	
Beryllium	mg/L	ND	0.1	0.1	0.094	0.096	94	96	75-125	2	20	
Boron	mg/L	0.61	1	1	1.6	1.6	99	100	75-125	1	20	
Cadmium	mg/L	0.00017J	0.1	0.1	0.098	0.10	98	100	75-125	2	20	
Chromium	mg/L	ND	0.1	0.1	0.096	0.097	96	97	75-125	1	20	
Cobalt	mg/L	0.020	0.1	0.1	0.11	0.12	95	98	75-125	2	20	
Lead	mg/L	ND	0.1	0.1	0.094	0.095	94	95	75-125	1	20	
Lithium	mg/L	0.011J	0.1	0.1	0.11	0.11	96	98	75-125	2	20	
Molybdenum	mg/L	0.046	0.1	0.1	0.14	0.14	99	99	75-125	0	20	
Selenium	mg/L	0.0034J	0.1	0.1	0.10	0.10	99	101	75-125	2	20	
Thallium	mg/L	0.00043J	0.1	0.1	0.097	0.098	97	98	75-125	1	20	

Results presented on this page are in the units indicated by the "Units" column except where an alternate unit is presented to the right of the result.

This report shall not be reproduced, except in full,
without the written consent of Pace Analytical Services, LLC.

Pace Analytical Services, LLC
9800 Kincey Ave. Suite 100
Huntersville, NC 28078
(704)875-9092

QUALITY CONTROL DATA

Project: Hammond AP-2
Pace Project No.: 92746285

QC Batch: 875891
QC Batch Method: EPA 3005A
Analysis Method: EPA 6020B
Analysis Description: 6020 MET
Laboratory: Pace Analytical Services - Peachtree Corners, GA

Associated Lab Samples: 92746285008, 92746285009, 92746285010, 92746285011, 92746285012, 92746285013, 92746285014, 92746285015, 92746285016, 92746285017, 92746285018, 92746285019, 92746285020, 92746285021, 92746285022, 92746285023

METHOD BLANK: 4511669
Matrix: Water

Associated Lab Samples: 92746285008, 92746285009, 92746285010, 92746285011, 92746285012, 92746285013, 92746285014, 92746285015, 92746285016, 92746285017, 92746285018, 92746285019, 92746285020, 92746285021, 92746285022, 92746285023

Parameter	Units	Blank Result	Reporting Limit	MDL	Analyzed	Qualifiers
Antimony	mg/L	ND	0.0030	0.00054	08/16/24 18:00	
Arsenic	mg/L	ND	0.0050	0.00084	08/16/24 18:00	
Barium	mg/L	ND	0.0050	0.00047	08/16/24 18:00	
Beryllium	mg/L	ND	0.00050	0.000094	08/16/24 18:00	
Boron	mg/L	ND	0.040	0.012	08/16/24 18:00	
Cadmium	mg/L	ND	0.00050	0.00010	08/16/24 18:00	
Chromium	mg/L	ND	0.0050	0.0019	08/16/24 18:00	
Cobalt	mg/L	ND	0.0050	0.00032	08/16/24 18:00	
Lead	mg/L	ND	0.0010	0.00016	08/16/24 18:00	
Lithium	mg/L	ND	0.030	0.0016	08/16/24 18:00	
Molybdenum	mg/L	ND	0.010	0.00062	08/16/24 18:00	
Selenium	mg/L	ND	0.0050	0.00096	08/16/24 18:00	
Thallium	mg/L	ND	0.0010	0.00038	08/16/24 18:00	

LABORATORY CONTROL SAMPLE: 4511670

Parameter	Units	Spike Conc.	LCS Result	LCS % Rec	% Rec Limits	Qualifiers
Antimony	mg/L	0.1	0.099	99	80-120	
Arsenic	mg/L	0.1	0.096	96	80-120	
Barium	mg/L	0.1	0.095	95	80-120	
Beryllium	mg/L	0.1	0.099	99	80-120	
Boron	mg/L	1	0.94	94	80-120	
Cadmium	mg/L	0.1	0.098	98	80-120	
Chromium	mg/L	0.1	0.099	99	80-120	
Cobalt	mg/L	0.1	0.099	99	80-120	
Lead	mg/L	0.1	0.097	97	80-120	
Lithium	mg/L	0.1	0.10	100	80-120	
Molybdenum	mg/L	0.1	0.10	100	80-120	
Selenium	mg/L	0.1	0.097	97	80-120	
Thallium	mg/L	0.1	0.098	98	80-120	

Results presented on this page are in the units indicated by the "Units" column except where an alternate unit is presented to the right of the result.

This report shall not be reproduced, except in full,
without the written consent of Pace Analytical Services, LLC.

Pace Analytical Services, LLC
9800 Kincey Ave. Suite 100
Huntersville, NC 28078
(704)875-9092

QUALITY CONTROL DATA

Project: Hammond AP-2
Pace Project No.: 92746285

MATRIX SPIKE & MATRIX SPIKE DUPLICATE: 4511671 4511672

Parameter	Units	92746285008 Result	MS Spike Conc.	MSD Spike Conc.	MS Result	MSD Result	MS % Rec	MSD % Rec	% Rec Limits	RPD	Max RPD	Qual
Antimony	mg/L	ND	0.1	0.1	0.099	0.097	99	97	75-125	2	20	
Arsenic	mg/L	0.00092J	0.1	0.1	0.10	0.10	104	101	75-125	3	20	
Barium	mg/L	0.021	0.1	0.1	0.12	0.12	95	94	75-125	1	20	
Beryllium	mg/L	0.0021	0.1	0.1	0.10	0.096	97	94	75-125	3	20	
Boron	mg/L	4.2	1	1	5.2	5.2	95	94	75-125	0	20	
Cadmium	mg/L	0.00096	0.1	0.1	0.10	0.099	100	98	75-125	2	20	
Chromium	mg/L	ND	0.1	0.1	0.10	0.098	102	98	75-125	4	20	
Cobalt	mg/L	0.091	0.1	0.1	0.19	0.19	104	98	75-125	3	20	
Lead	mg/L	0.00070J	0.1	0.1	0.093	0.092	92	91	75-125	1	20	
Lithium	mg/L	0.011J	0.1	0.1	0.11	0.11	97	97	75-125	1	20	
Molybdenum	mg/L	ND	0.1	0.1	0.10	0.10	102	100	75-125	2	20	
Selenium	mg/L	0.0022J	0.1	0.1	0.10	0.10	103	102	75-125	1	20	
Thallium	mg/L	ND	0.1	0.1	0.094	0.093	93	93	75-125	0	20	

Results presented on this page are in the units indicated by the "Units" column except where an alternate unit is presented to the right of the result.

This report shall not be reproduced, except in full,
without the written consent of Pace Analytical Services, LLC.

Pace Analytical Services, LLC
9800 Kincey Ave. Suite 100
Huntersville, NC 28078
(704)875-9092

QUALITY CONTROL DATA

Project: Hammond AP-2
Pace Project No.: 92746285

QC Batch: 876529
QC Batch Method: EPA 7470A
Analysis Method: EPA 7470A
Analysis Description: 7470 Mercury
Laboratory: Pace Analytical Services - Peachtree Corners, GA

Associated Lab Samples: 92746285001, 92746285002, 92746285003, 92746285004, 92746285005, 92746285006, 92746285007, 92746285008, 92746285009, 92746285010, 92746285011, 92746285012, 92746285013, 92746285014, 92746285015, 92746285016, 92746285017, 92746285018, 92746285019, 92746285020

METHOD BLANK: 4515062
Matrix: Water

Associated Lab Samples: 92746285001, 92746285002, 92746285003, 92746285004, 92746285005, 92746285006, 92746285007, 92746285008, 92746285009, 92746285010, 92746285011, 92746285012, 92746285013, 92746285014, 92746285015, 92746285016, 92746285017, 92746285018, 92746285019, 92746285020

Parameter	Units	Blank Result	Reporting Limit	MDL	Analyzed	Qualifiers
Mercury	mg/L	ND	0.00020	0.00013	08/19/24 13:36	

LABORATORY CONTROL SAMPLE: 4515063

Parameter	Units	Spike Conc.	LCS Result	LCS % Rec	% Rec Limits	Qualifiers
Mercury	mg/L	0.0025	0.0023	93	80-120	

MATRIX SPIKE & MATRIX SPIKE DUPLICATE: 4515064 4515065

Parameter	Units	92746285001 Result	MS Spike Conc.	MSD Spike Conc.	MS Result	MSD Result	MS % Rec	MSD % Rec	% Rec Limits	RPD	Max RPD	Qual
Mercury	mg/L	ND	0.0025	0.0025	0.0024	0.0024	95	97	75-125	2	20	

Results presented on this page are in the units indicated by the "Units" column except where an alternate unit is presented to the right of the result.

This report shall not be reproduced, except in full,
without the written consent of Pace Analytical Services, LLC.

Pace Analytical Services, LLC
9800 Kincey Ave. Suite 100
Huntersville, NC 28078
(704)875-9092

QUALITY CONTROL DATA

Project: Hammond AP-2
Pace Project No.: 92746285

QC Batch: 876620
QC Batch Method: EPA 7470A
Analysis Method: EPA 7470A
Analysis Description: 7470 Mercury
Laboratory: Pace Analytical Services - Peachtree Corners, GA
Associated Lab Samples: 92746285021, 92746285022, 92746285023

METHOD BLANK: 4515362 Matrix: Water
Associated Lab Samples: 92746285021, 92746285022, 92746285023

Parameter	Units	Blank Result	Reporting Limit	MDL	Analyzed	Qualifiers
Mercury	mg/L	ND	0.00020	0.00013	08/20/24 09:05	

LABORATORY CONTROL SAMPLE: 4515363

Parameter	Units	Spike Conc.	LCS Result	LCS % Rec	% Rec Limits	Qualifiers
Mercury	mg/L	0.0025	0.0025	101	80-120	

MATRIX SPIKE & MATRIX SPIKE DUPLICATE: 4515364 4515365

Parameter	Units	92746286001 Result	MS Spike Conc.	MSD Spike Conc.	MS Result	MSD Result	MS % Rec	MSD % Rec	% Rec Limits	RPD	Max RPD	Qual
Mercury	mg/L	ND	0.0025	0.0025	0.0026	0.0026	106	104	75-125	2	20	

Results presented on this page are in the units indicated by the "Units" column except where an alternate unit is presented to the right of the result.

This report shall not be reproduced, except in full,
without the written consent of Pace Analytical Services, LLC.

Pace Analytical Services, LLC
9800 Kincey Ave. Suite 100
Huntersville, NC 28078
(704)875-9092

QUALITY CONTROL DATA

Project: Hammond AP-2
Pace Project No.: 92746285

QC Batch: 874221
QC Batch Method: SM 2540C-2015
Analysis Method: SM 2540C-2015
Analysis Description: 2540C Total Dissolved Solids
Laboratory: Pace Analytical Services - Peachtree Corners, GA
Associated Lab Samples: 92746285001, 92746285002, 92746285003

METHOD BLANK: 4503508
Matrix: Water
Associated Lab Samples: 92746285001, 92746285002, 92746285003

Parameter	Units	Blank Result	Reporting Limit	MDL	Analyzed	Qualifiers
Total Dissolved Solids	mg/L	ND	25.0	25.0	08/08/24 12:15	

LABORATORY CONTROL SAMPLE: 4503509

Parameter	Units	Spike Conc.	LCS Result	LCS % Rec	% Rec Limits	Qualifiers
Total Dissolved Solids	mg/L	400	405	101	80-120	

SAMPLE DUPLICATE: 4503510

Parameter	Units	92745465014 Result	Dup Result	RPD	Max RPD	Qualifiers
Total Dissolved Solids	mg/L	226	219	3	10	

SAMPLE DUPLICATE: 4503511

Parameter	Units	92745784003 Result	Dup Result	RPD	Max RPD	Qualifiers
Total Dissolved Solids	mg/L	102	107	5	10	

Results presented on this page are in the units indicated by the "Units" column except where an alternate unit is presented to the right of the result.

This report shall not be reproduced, except in full,
without the written consent of Pace Analytical Services, LLC.

Pace Analytical Services, LLC
9800 Kincey Ave. Suite 100
Huntersville, NC 28078
(704)875-9092

QUALITY CONTROL DATA

Project: Hammond AP-2
Pace Project No.: 92746285

QC Batch: 874243
QC Batch Method: SM 2540C-2015
Analysis Method: SM 2540C-2015
Analysis Description: 2540C Total Dissolved Solids
Laboratory: Pace Analytical Services - Peachtree Corners, GA
Associated Lab Samples: 92746285004

METHOD BLANK: 4503653
Matrix: Water
Associated Lab Samples: 92746285004

Parameter	Units	Blank Result	Reporting Limit	MDL	Analyzed	Qualifiers
Total Dissolved Solids	mg/L	ND	25.0	25.0	08/09/24 11:40	

LABORATORY CONTROL SAMPLE: 4503654

Parameter	Units	Spike Conc.	LCS Result	LCS % Rec	% Rec Limits	Qualifiers
Total Dissolved Solids	mg/L	400	418	104	80-120	

SAMPLE DUPLICATE: 4503655

Parameter	Units	92746285004 Result	Dup Result	RPD	Max RPD	Qualifiers
Total Dissolved Solids	mg/L	191	191	0	10	

SAMPLE DUPLICATE: 4503656

Parameter	Units	92746292004 Result	Dup Result	RPD	Max RPD	Qualifiers
Total Dissolved Solids	mg/L	41.0	36.0	13	10	D6

Results presented on this page are in the units indicated by the "Units" column except where an alternate unit is presented to the right of the result.

This report shall not be reproduced, except in full,
without the written consent of Pace Analytical Services, LLC.

Pace Analytical Services, LLC
9800 Kincey Ave. Suite 100
Huntersville, NC 28078
(704)875-9092

QUALITY CONTROL DATA

Project: Hammond AP-2
Pace Project No.: 92746285

QC Batch: 875193
QC Batch Method: SM 2540C-2015
Analysis Method: SM 2540C-2015
Analysis Description: 2540C Total Dissolved Solids
Laboratory: Pace Analytical Services - Peachtree Corners, GA
Associated Lab Samples: 92746285005

METHOD BLANK: 4508100
Matrix: Water
Associated Lab Samples: 92746285005

Parameter	Units	Blank Result	Reporting Limit	MDL	Analyzed	Qualifiers
Total Dissolved Solids	mg/L	ND	25.0	25.0	08/13/24 11:58	

LABORATORY CONTROL SAMPLE: 4508101

Parameter	Units	Spike Conc.	LCS Result	LCS % Rec	% Rec Limits	Qualifiers
Total Dissolved Solids	mg/L	400	392	98	80-120	

SAMPLE DUPLICATE: 4508102

Parameter	Units	92746891004 Result	Dup Result	RPD	Max RPD	Qualifiers
Total Dissolved Solids	mg/L	501	489	2	10	

SAMPLE DUPLICATE: 4508103

Parameter	Units	92746783002 Result	Dup Result	RPD	Max RPD	Qualifiers
Total Dissolved Solids	mg/L	258	254	2	10	

Results presented on this page are in the units indicated by the "Units" column except where an alternate unit is presented to the right of the result.

This report shall not be reproduced, except in full,
without the written consent of Pace Analytical Services, LLC.

Pace Analytical Services, LLC
9800 Kincey Ave. Suite 100
Huntersville, NC 28078
(704)875-9092

QUALITY CONTROL DATA

Project: Hammond AP-2
Pace Project No.: 92746285

QC Batch: 875540
QC Batch Method: SM 2540C-2015
Analysis Method: SM 2540C-2015
Analysis Description: 2540C Total Dissolved Solids
Laboratory: Pace Analytical Services - Peachtree Corners, GA
Associated Lab Samples: 92746285006, 92746285007, 92746285008, 92746285009, 92746285010

METHOD BLANK: 4509816
Matrix: Water
Associated Lab Samples: 92746285006, 92746285007, 92746285008, 92746285009, 92746285010

Parameter	Units	Blank Result	Reporting Limit	MDL	Analyzed	Qualifiers
Total Dissolved Solids	mg/L	ND	25.0	25.0	08/14/24 12:00	

LABORATORY CONTROL SAMPLE: 4509817

Parameter	Units	Spike Conc.	LCS Result	LCS % Rec	% Rec Limits	Qualifiers
Total Dissolved Solids	mg/L	400	395	99	80-120	

SAMPLE DUPLICATE: 4509818

Parameter	Units	92746285006 Result	Dup Result	RPD	Max RPD	Qualifiers
Total Dissolved Solids	mg/L	768	769	0	10	

SAMPLE DUPLICATE: 4509819

Parameter	Units	92746891021 Result	Dup Result	RPD	Max RPD	Qualifiers
Total Dissolved Solids	mg/L	52.0	102	65	10	D6

Results presented on this page are in the units indicated by the "Units" column except where an alternate unit is presented to the right of the result.

REPORT OF LABORATORY ANALYSIS

This report shall not be reproduced, except in full,
without the written consent of Pace Analytical Services, LLC.

Pace Analytical Services, LLC
9800 Kincey Ave. Suite 100
Huntersville, NC 28078
(704)875-9092

QUALITY CONTROL DATA

Project: Hammond AP-2
Pace Project No.: 92746285

QC Batch: 875545
QC Batch Method: SM 2540C-2015
Analysis Method: SM 2540C-2015
Analysis Description: 2540C Total Dissolved Solids
Laboratory: Pace Analytical Services - Peachtree Corners, GA
Associated Lab Samples: 92746285011, 92746285012, 92746285013, 92746285014, 92746285015, 92746285016, 92746285017, 92746285018, 92746285019, 92746285020, 92746285021, 92746285022, 92746285023

METHOD BLANK: 4509836
Matrix: Water
Associated Lab Samples: 92746285011, 92746285012, 92746285013, 92746285014, 92746285015, 92746285016, 92746285017, 92746285018, 92746285019, 92746285020, 92746285021, 92746285022, 92746285023

Parameter	Units	Blank Result	Reporting Limit	MDL	Analyzed	Qualifiers
Total Dissolved Solids	mg/L	ND	25.0	25.0	08/14/24 11:33	

LABORATORY CONTROL SAMPLE: 4509837

Parameter	Units	Spike Conc.	LCS Result	LCS % Rec	% Rec Limits	Qualifiers
Total Dissolved Solids	mg/L	400	412	103	80-120	

SAMPLE DUPLICATE: 4509838

Parameter	Units	92746285011 Result	Dup Result	RPD	Max RPD	Qualifiers
Total Dissolved Solids	mg/L	1670	1680	1	10	

SAMPLE DUPLICATE: 4509839

Parameter	Units	92746288009 Result	Dup Result	RPD	Max RPD	Qualifiers
Total Dissolved Solids	mg/L	330	337	2	10	

Results presented on this page are in the units indicated by the "Units" column except where an alternate unit is presented to the right of the result.

This report shall not be reproduced, except in full,
without the written consent of Pace Analytical Services, LLC.

Pace Analytical Services, LLC
9800 Kincey Ave. Suite 100
Huntersville, NC 28078
(704)875-9092

QUALITY CONTROL DATA

Project: Hammond AP-2
Pace Project No.: 92746285

QC Batch: 874380
QC Batch Method: EPA 300.0 Rev 2.1 1993
Analysis Method: EPA 300.0 Rev 2.1 1993
Analysis Description: 300.0 IC Anions
Laboratory: Pace Analytical Services - Asheville
Associated Lab Samples: 92746285001, 92746285002, 92746285003, 92746285004

METHOD BLANK: 4504473 Matrix: Water
Associated Lab Samples: 92746285001, 92746285002, 92746285003, 92746285004

Parameter	Units	Blank Result	Reporting Limit	MDL	Analyzed	Qualifiers
Chloride	mg/L	ND	1.0	0.60	08/08/24 21:45	
Fluoride	mg/L	ND	0.10	0.050	08/08/24 21:45	
Sulfate	mg/L	ND	1.0	0.50	08/08/24 21:45	

LABORATORY CONTROL SAMPLE: 4504474

Parameter	Units	Spike Conc.	LCS Result	LCS % Rec	% Rec Limits	Qualifiers
Chloride	mg/L	50	51.4	103	90-110	
Fluoride	mg/L	2.5	2.7	106	90-110	
Sulfate	mg/L	50	51.3	103	90-110	

MATRIX SPIKE & MATRIX SPIKE DUPLICATE: 4504475 4504476

Parameter	Units	92746012001 Result	MS Spike Conc.	MSD Spike Conc.	MS Result	MSD Result	MS % Rec	MSD % Rec	% Rec Limits	RPD	Max RPD	Qual
Chloride	mg/L	5.1	50	50	55.2	56.8	100	103	90-110	3	10	
Fluoride	mg/L	0.54	2.5	2.5	3.6	3.7	123	125	90-110	2	10	M1
Sulfate	mg/L	4.5	50	50	54.6	56.4	100	104	90-110	3	10	

MATRIX SPIKE & MATRIX SPIKE DUPLICATE: 4504477 4504478

Parameter	Units	92746286002 Result	MS Spike Conc.	MSD Spike Conc.	MS Result	MSD Result	MS % Rec	MSD % Rec	% Rec Limits	RPD	Max RPD	Qual
Chloride	mg/L	11.6	50	50	61.5	62.9	100	103	90-110	2	10	
Fluoride	mg/L	0.20	2.5	2.5	2.7	2.8	102	105	90-110	3	10	
Sulfate	mg/L	127	50	50	170	173	87	93	90-110	2	10	M1

Results presented on this page are in the units indicated by the "Units" column except where an alternate unit is presented to the right of the result.

REPORT OF LABORATORY ANALYSIS

This report shall not be reproduced, except in full,
without the written consent of Pace Analytical Services, LLC.

Pace Analytical Services, LLC
9800 Kincey Ave. Suite 100
Huntersville, NC 28078
(704)875-9092

QUALITY CONTROL DATA

Project: Hammond AP-2
Pace Project No.: 92746285

QC Batch: 875040
QC Batch Method: EPA 300.0 Rev 2.1 1993
Analysis Method: EPA 300.0 Rev 2.1 1993
Analysis Description: 300.0 IC Anions
Laboratory: Pace Analytical Services - Asheville
Associated Lab Samples: 92746285005, 92746285006

METHOD BLANK: 4507379
Matrix: Water
Associated Lab Samples: 92746285005, 92746285006

Parameter	Units	Blank Result	Reporting Limit	MDL	Analyzed	Qualifiers
Chloride	mg/L	ND	1.0	0.60	08/12/24 22:41	
Fluoride	mg/L	ND	0.10	0.050	08/12/24 22:41	
Sulfate	mg/L	ND	1.0	0.50	08/12/24 22:41	

LABORATORY CONTROL SAMPLE: 4507380

Parameter	Units	Spike Conc.	LCS Result	LCS % Rec	% Rec Limits	Qualifiers
Chloride	mg/L	50	52.0	104	90-110	
Fluoride	mg/L	2.5	2.6	103	90-110	
Sulfate	mg/L	50	52.2	104	90-110	

MATRIX SPIKE & MATRIX SPIKE DUPLICATE: 4507381 4507382

Parameter	Units	92746285005 Result	MS Spike Conc.	MSD Spike Conc.	MS Result	MSD Result	MS % Rec	MSD % Rec	% Rec Limits	RPD	Max RPD	Qual
Chloride	mg/L	80.2	50	50	104	105	48	50	90-110	1	10	M1
Fluoride	mg/L	0.080J	2.5	2.5	2.4	2.4	92	94	90-110	3	10	
Sulfate	mg/L	286	50	50	319	321	65	69	90-110	0	10	M1

MATRIX SPIKE & MATRIX SPIKE DUPLICATE: 4507383 4507384

Parameter	Units	92746891001 Result	MS Spike Conc.	MSD Spike Conc.	MS Result	MSD Result	MS % Rec	MSD % Rec	% Rec Limits	RPD	Max RPD	Qual
Chloride	mg/L	28.6	50	50	78.9	79.3	101	101	90-110	0	10	
Fluoride	mg/L	0.074J	2.5	2.5	2.6	2.6	99	100	90-110	0	10	
Sulfate	mg/L	86.5	50	50	116	116	60	58	90-110	1	10	M1

Results presented on this page are in the units indicated by the "Units" column except where an alternate unit is presented to the right of the result.

REPORT OF LABORATORY ANALYSIS

This report shall not be reproduced, except in full,
without the written consent of Pace Analytical Services, LLC.

Pace Analytical Services, LLC
9800 Kincey Ave. Suite 100
Huntersville, NC 28078
(704)875-9092

QUALITY CONTROL DATA

Project: Hammond AP-2
Pace Project No.: 92746285

QC Batch: 875380
QC Batch Method: EPA 300.0 Rev 2.1 1993
Analysis Method: EPA 300.0 Rev 2.1 1993
Analysis Description: 300.0 IC Anions
Laboratory: Pace Analytical Services - Asheville

Associated Lab Samples: 92746285007, 92746285008, 92746285009, 92746285010, 92746285011, 92746285012, 92746285013, 92746285014, 92746285015, 92746285016, 92746285017, 92746285018, 92746285019, 92746285020, 92746285021, 92746285022, 92746285023

METHOD BLANK: 4509349
Matrix: Water

Associated Lab Samples: 92746285007, 92746285008, 92746285009, 92746285010, 92746285011, 92746285012, 92746285013, 92746285014, 92746285015, 92746285016, 92746285017, 92746285018, 92746285019, 92746285020, 92746285021, 92746285022, 92746285023

Parameter	Units	Blank Result	Reporting Limit	MDL	Analyzed	Qualifiers
Chloride	mg/L	ND	1.0	0.60	08/13/24 22:12	
Fluoride	mg/L	ND	0.10	0.050	08/13/24 22:12	
Sulfate	mg/L	ND	1.0	0.50	08/13/24 22:12	

LABORATORY CONTROL SAMPLE: 4509350

Parameter	Units	Spike Conc.	LCS Result	LCS % Rec	% Rec Limits	Qualifiers
Chloride	mg/L	50	51.1	102	90-110	
Fluoride	mg/L	2.5	2.7	106	90-110	
Sulfate	mg/L	50	51.1	102	90-110	

MATRIX SPIKE & MATRIX SPIKE DUPLICATE: 4509351 4509352

Parameter	Units	92746285007 Result	MS Spike Conc.	MSD Spike Conc.	MS Result	MSD Result	MS % Rec	MSD % Rec	% Rec Limits	RPD	Max RPD	Qual
Chloride	mg/L	74.8	50	50	108	108	66	66	90-110	0	10	M1
Fluoride	mg/L	0.052J	2.5	2.5	2.5	2.6	100	102	90-110	2	10	
Sulfate	mg/L	190	50	50	234	233	87	86	90-110	0	10	M1

MATRIX SPIKE & MATRIX SPIKE DUPLICATE: 4509353 4509354

Parameter	Units	92746285014 Result	MS Spike Conc.	MSD Spike Conc.	MS Result	MSD Result	MS % Rec	MSD % Rec	% Rec Limits	RPD	Max RPD	Qual
Chloride	mg/L	53.9	50	50	87.2	85.6	67	63	90-110	2	10	M1
Fluoride	mg/L	0.26	2.5	2.5	1.7	4.9	58	186	90-110	97	10	M1,R1
Sulfate	mg/L	411	50	50	452	449	83	75	90-110	1	10	M1

Results presented on this page are in the units indicated by the "Units" column except where an alternate unit is presented to the right of the result.

REPORT OF LABORATORY ANALYSIS

This report shall not be reproduced, except in full,
without the written consent of Pace Analytical Services, LLC.

Pace Analytical Services, LLC
9800 Kincey Ave. Suite 100
Huntersville, NC 28078
(704)875-9092

QUALIFIERS

Project: Hammond AP-2
Pace Project No.: 92746285

DEFINITIONS

DF - Dilution Factor, if reported, represents the factor applied to the reported data due to dilution of the sample aliquot.

ND - Not Detected at or above adjusted reporting limit.

TNTC - Too Numerous To Count

J - Estimated concentration above the adjusted method detection limit and below the adjusted reporting limit.

MDL - Adjusted Method Detection Limit.

PQL - Practical Quantitation Limit.

RL - Reporting Limit - The lowest concentration value that meets project requirements for quantitative data with known precision and bias for a specific analyte in a specific matrix.

S - Surrogate

1,2-Diphenylhydrazine decomposes to and cannot be separated from Azobenzene using Method 8270. The result for each analyte is a combined concentration.

Consistent with EPA guidelines, unrounded data are displayed and have been used to calculate % recovery and RPD values.

LCS(D) - Laboratory Control Sample (Duplicate)

MS(D) - Matrix Spike (Duplicate)

DUP - Sample Duplicate

RPD - Relative Percent Difference

NC - Not Calculable.

SG - Silica Gel - Clean-Up

U - Indicates the compound was analyzed for, but not detected.

Acid preservation may not be appropriate for 2 Chloroethylvinyl ether.

A separate vial preserved to a pH of 4-5 is recommended in SW846 Chapter 4 for the analysis of Acrolein and Acrylonitrile by EPA Method 8260.

N-Nitrosodiphenylamine decomposes and cannot be separated from Diphenylamine using Method 8270. The result reported for each analyte is a combined concentration.

Reported results are not rounded until the final step prior to reporting. Therefore, calculated parameters that are typically reported as "Total" may vary slightly from the sum of the reported component parameters.

Pace Analytical is TNI accredited. Contact your Pace PM for the current list of accredited analytes.

TNI - The NELAC Institute.

ANALYTE QUALIFIERS

1g	Sample residue exceeded method SM 2540C reccomended 200mg
D6	The precision between the sample and sample duplicate exceeded laboratory control limits.
M1	Matrix spike recovery exceeded QC limits. Batch accepted based on laboratory control sample (LCS) recovery.
R1	RPD value was outside control limits.

This report shall not be reproduced, except in full,
without the written consent of Pace Analytical Services, LLC.

Pace Analytical Services, LLC
9800 Kincey Ave. Suite 100
Huntersville, NC 28078
(704)875-9092

QUALITY CONTROL DATA CROSS REFERENCE TABLE

Project: Hammond AP-2
Pace Project No.: 92746285

Lab ID	Sample ID	QC Batch Method	QC Batch	Analytical Method	Analytical Batch
92746285001	**HAM-HGWA-4**	EPA 3010A	874538	EPA 6010D	874645
92746285002	**HAM-HGWA-5**	EPA 3010A	874538	EPA 6010D	874645
92746285003	**HAM-HGWA-6**	EPA 3010A	874538	EPA 6010D	874645
92746285004	**HAM-HGWA-42D**	EPA 3010A	874538	EPA 6010D	874645
92746285005	**HAM-HGWC-15**	EPA 3010A	875957	EPA 6010D	876038
92746285006	**HAM-HGWC-17**	EPA 3010A	875957	EPA 6010D	876038
92746285007	**HAM-HGWC-16**	EPA 3010A	875959	EPA 6010D	876035
92746285008	**HAM-HGWC-18**	EPA 3010A	875959	EPA 6010D	876035
92746285009	**HAM-MW-21D**	EPA 3010A	875959	EPA 6010D	876035
92746285010	**HAM-MW-23D**	EPA 3010A	875959	EPA 6010D	876035
92746285011	**HAM-MW-33**	EPA 3010A	875959	EPA 6010D	876035
92746285012	**HAM-MW-35**	EPA 3010A	875959	EPA 6010D	876035
92746285013	**HAM-MW-51**	EPA 3010A	875959	EPA 6010D	876035
92746285014	**HAM-AP2-FD-01**	EPA 3010A	875959	EPA 6010D	876035
92746285015	**HAM-AP2-EB-01**	EPA 3010A	875959	EPA 6010D	876035
92746285016	**HAM-AP2-FB-01**	EPA 3010A	875959	EPA 6010D	876035
92746285017	**HAM-HGWC-14**	EPA 3010A	875959	EPA 6010D	876035
92746285018	**HAM-MW-22**	EPA 3010A	875959	EPA 6010D	876035
92746285019	**HAM-MW-34D**	EPA 3010A	875959	EPA 6010D	876035
92746285020	**HAM-MW-37D**	EPA 3010A	875959	EPA 6010D	876035
92746285021	**HAM-AP2-FD-02**	EPA 3010A	875959	EPA 6010D	876035
92746285022	**HAM-AP2-EB-02**	EPA 3010A	875959	EPA 6010D	876035
92746285023	**HAM-AP2-FB-02**	EPA 3010A	876300	EPA 6010D	876355
92746285001	**HAM-HGWA-4**	EPA 3005A	874191	EPA 6020B	874323
92746285002	**HAM-HGWA-5**	EPA 3005A	874191	EPA 6020B	874323
92746285003	**HAM-HGWA-6**	EPA 3005A	874191	EPA 6020B	874323
92746285004	**HAM-HGWA-42D**	EPA 3005A	874191	EPA 6020B	874323
92746285005	**HAM-HGWC-15**	EPA 3005A	875534	EPA 6020B	875648
92746285006	**HAM-HGWC-17**	EPA 3005A	875534	EPA 6020B	875648
92746285007	**HAM-HGWC-16**	EPA 3005A	875890	EPA 6020B	876009
92746285008	**HAM-HGWC-18**	EPA 3005A	875891	EPA 6020B	876018
92746285009	**HAM-MW-21D**	EPA 3005A	875891	EPA 6020B	876018
92746285010	**HAM-MW-23D**	EPA 3005A	875891	EPA 6020B	876018
92746285011	**HAM-MW-33**	EPA 3005A	875891	EPA 6020B	876018
92746285012	**HAM-MW-35**	EPA 3005A	875891	EPA 6020B	876018
92746285013	**HAM-MW-51**	EPA 3005A	875891	EPA 6020B	876018
92746285014	**HAM-AP2-FD-01**	EPA 3005A	875891	EPA 6020B	876018
92746285015	**HAM-AP2-EB-01**	EPA 3005A	875891	EPA 6020B	876018
92746285016	**HAM-AP2-FB-01**	EPA 3005A	875891	EPA 6020B	876018
92746285017	**HAM-HGWC-14**	EPA 3005A	875891	EPA 6020B	876018
92746285018	**HAM-MW-22**	EPA 3005A	875891	EPA 6020B	876018
92746285019	**HAM-MW-34D**	EPA 3005A	875891	EPA 6020B	876018
92746285020	**HAM-MW-37D**	EPA 3005A	875891	EPA 6020B	876018
92746285021	**HAM-AP2-FD-02**	EPA 3005A	875891	EPA 6020B	876018
92746285022	**HAM-AP2-EB-02**	EPA 3005A	875891	EPA 6020B	876018

This report shall not be reproduced, except in full,
without the written consent of Pace Analytical Services, LLC.

Pace Analytical Services, LLC
9800 Kincey Ave. Suite 100
Huntersville, NC 28078
(704)875-9092

QUALITY CONTROL DATA CROSS REFERENCE TABLE

Project: Hammond AP-2
Pace Project No.: 92746285

Lab ID	Sample ID	QC Batch Method	QC Batch	Analytical Method	Analytical Batch
92746285023	**HAM-AP2-FB-02**	EPA 3005A	875891	EPA 6020B	876018
92746285001	**HAM-HGWA-4**	EPA 7470A	876529	EPA 7470A	876577
92746285002	**HAM-HGWA-5**	EPA 7470A	876529	EPA 7470A	876577
92746285003	**HAM-HGWA-6**	EPA 7470A	876529	EPA 7470A	876577
92746285004	**HAM-HGWA-42D**	EPA 7470A	876529	EPA 7470A	876577
92746285005	**HAM-HGWC-15**	EPA 7470A	876529	EPA 7470A	876577
92746285006	**HAM-HGWC-17**	EPA 7470A	876529	EPA 7470A	876577
92746285007	**HAM-HGWC-16**	EPA 7470A	876529	EPA 7470A	876577
92746285008	**HAM-HGWC-18**	EPA 7470A	876529	EPA 7470A	876577
92746285009	**HAM-MW-21D**	EPA 7470A	876529	EPA 7470A	876577
92746285010	**HAM-MW-23D**	EPA 7470A	876529	EPA 7470A	876577
92746285011	**HAM-MW-33**	EPA 7470A	876529	EPA 7470A	876577
92746285012	**HAM-MW-35**	EPA 7470A	876529	EPA 7470A	876577
92746285013	**HAM-MW-51**	EPA 7470A	876529	EPA 7470A	876577
92746285014	**HAM-AP2-FD-01**	EPA 7470A	876529	EPA 7470A	876577
92746285015	**HAM-AP2-EB-01**	EPA 7470A	876529	EPA 7470A	876577
92746285016	**HAM-AP2-FB-01**	EPA 7470A	876529	EPA 7470A	876577
92746285017	**HAM-HGWC-14**	EPA 7470A	876529	EPA 7470A	876577
92746285018	**HAM-MW-22**	EPA 7470A	876529	EPA 7470A	876577
92746285019	**HAM-MW-34D**	EPA 7470A	876529	EPA 7470A	876577
92746285020	**HAM-MW-37D**	EPA 7470A	876529	EPA 7470A	876577
92746285021	**HAM-AP2-FD-02**	EPA 7470A	876620	EPA 7470A	876670
92746285022	**HAM-AP2-EB-02**	EPA 7470A	876620	EPA 7470A	876670
92746285023	**HAM-AP2-FB-02**	EPA 7470A	876620	EPA 7470A	876670
92746285001	**HAM-HGWA-4**	SM 2540C-2015	874221		
92746285002	**HAM-HGWA-5**	SM 2540C-2015	874221		
92746285003	**HAM-HGWA-6**	SM 2540C-2015	874221		
92746285004	**HAM-HGWA-42D**	SM 2540C-2015	874243		
92746285005	**HAM-HGWC-15**	SM 2540C-2015	875193		
92746285006	**HAM-HGWC-17**	SM 2540C-2015	875540		
92746285007	**HAM-HGWC-16**	SM 2540C-2015	875540		
92746285008	**HAM-HGWC-18**	SM 2540C-2015	875540		
92746285009	**HAM-MW-21D**	SM 2540C-2015	875540		
92746285010	**HAM-MW-23D**	SM 2540C-2015	875540		
92746285011	**HAM-MW-33**	SM 2540C-2015	875545		
92746285012	**HAM-MW-35**	SM 2540C-2015	875545		
92746285013	**HAM-MW-51**	SM 2540C-2015	875545		
92746285014	**HAM-AP2-FD-01**	SM 2540C-2015	875545		
92746285015	**HAM-AP2-EB-01**	SM 2540C-2015	875545		
92746285016	**HAM-AP2-FB-01**	SM 2540C-2015	875545		
92746285017	**HAM-HGWC-14**	SM 2540C-2015	875545		
92746285018	**HAM-MW-22**	SM 2540C-2015	875545		
92746285019	**HAM-MW-34D**	SM 2540C-2015	875545		
92746285020	**HAM-MW-37D**	SM 2540C-2015	875545		
92746285021	**HAM-AP2-FD-02**	SM 2540C-2015	875545		

This report shall not be reproduced, except in full,
without the written consent of Pace Analytical Services, LLC.

Pace Analytical Services, LLC
9800 Kincey Ave. Suite 100
Huntersville, NC 28078
(704)875-9092

QUALITY CONTROL DATA CROSS REFERENCE TABLE

Project: Hammond AP-2
Pace Project No.: 92746285

Lab ID	Sample ID	QC Batch Method	QC Batch	Analytical Method	Analytical Batch
92746285022	**HAM-AP2-EB-02**	SM 2540C-2015	875545		
92746285023	**HAM-AP2-FB-02**	SM 2540C-2015	875545		
92746285001	**HAM-HGWA-4**	EPA 300.0 Rev 2.1 1993	874380		
92746285002	**HAM-HGWA-5**	EPA 300.0 Rev 2.1 1993	874380		
92746285003	**HAM-HGWA-6**	EPA 300.0 Rev 2.1 1993	874380		
92746285004	**HAM-HGWA-42D**	EPA 300.0 Rev 2.1 1993	874380		
92746285005	**HAM-HGWC-15**	EPA 300.0 Rev 2.1 1993	875040		
92746285006	**HAM-HGWC-17**	EPA 300.0 Rev 2.1 1993	875040		
92746285007	**HAM-HGWC-16**	EPA 300.0 Rev 2.1 1993	875380		
92746285008	**HAM-HGWC-18**	EPA 300.0 Rev 2.1 1993	875380		
92746285009	**HAM-MW-21D**	EPA 300.0 Rev 2.1 1993	875380		
92746285010	**HAM-MW-23D**	EPA 300.0 Rev 2.1 1993	875380		
92746285011	**HAM-MW-33**	EPA 300.0 Rev 2.1 1993	875380		
92746285012	**HAM-MW-35**	EPA 300.0 Rev 2.1 1993	875380		
92746285013	**HAM-MW-51**	EPA 300.0 Rev 2.1 1993	875380		
92746285014	**HAM-AP2-FD-01**	EPA 300.0 Rev 2.1 1993	875380		
92746285015	**HAM-AP2-EB-01**	EPA 300.0 Rev 2.1 1993	875380		
92746285016	**HAM-AP2-FB-01**	EPA 300.0 Rev 2.1 1993	875380		
92746285017	**HAM-HGWC-14**	EPA 300.0 Rev 2.1 1993	875380		
92746285018	**HAM-MW-22**	EPA 300.0 Rev 2.1 1993	875380		
92746285019	**HAM-MW-34D**	EPA 300.0 Rev 2.1 1993	875380		
92746285020	**HAM-MW-37D**	EPA 300.0 Rev 2.1 1993	875380		
92746285021	**HAM-AP2-FD-02**	EPA 300.0 Rev 2.1 1993	875380		
92746285022	**HAM-AP2-EB-02**	EPA 300.0 Rev 2.1 1993	875380		
92746285023	**HAM-AP2-FB-02**	EPA 300.0 Rev 2.1 1993	875380		

This report shall not be reproduced, except in full,
without the written consent of Pace Analytical Services, LLC.

Pace Analytical Services	DC#_Title: ENV-FRM-HUNT-0083 v05_Sample Condition Upon Receipt
	Effective Date: 05/24/2024

Laboratory receiving samples:
Asheville ☐ Eden ☐ Greenwood ☐ Huntersville ☐ Raleigh ☐ Mechanicsville ☐ Atlanta ☑ Kernersville ☐

Sample Condition Upon Receipt

Client Name: GA Power

Project #: **WO# : 92746285**

92746285

Courier: ☐ Commercial ☐ Fed Ex ☐ UPS ☐ USPS ☐ Client ☑ Pace ☐ Other:____

Custody Seal Present? ☐ Yes ☑ No Seals Intact? ☐ Yes ☐ No ☑ N/A

Date/Initials Person Examining Contents: 8/17/24 CSY

Packing Material: ☐ Bubble Wrap ☐ Bubble Bags ☑ None ☐ Other

Biological Tissue Frozen? ☐ Yes ☐ No ☑ N/A

Thermometer: ☐ IR Gun ID: 230

Type of Ice: ☑ Wet ☐ Blue ☐ None

Cooler Temp: 2.3 Correction Factor: Add/Subtract (°C) 2.3

Cooler Temp Corrected (°C): 2.3

Temp should be above freezing to 6°C
☐ Samples out of temp criteria. Samples on ice, cooling process has begun

USDA Regulated Soil (☐ N/A, water sample)
Did samples originate in a quarantine zone within the United States: CA, NY, or SC (check maps)? ☐ Yes ☐ No

Did samples originate from a foreign source (internationally, including Hawaii and Puerto Rico)? ☐ Yes ☐ No

				Comments/Discrepancy:
Chain of Custody Present?	☑ Yes	☐ No	☐ N/A	1.
Samples Arrived within Hold Time?	☑ Yes	☐ No	☐ N/A	2.
Short Hold Time Analysis (<72 hr.)?	☐ Yes	☑ No	☐ N/A	3.
Rush Turn Around Time Requested?	☐ Yes	☑ No	☐ N/A	4.
Sufficient Volume?	☑ Yes	☐ No	☐ N/A	5.
Correct Containers Used?	☑ Yes	☐ No	☐ N/A	6.
-Pace Containers Used?	☑ Yes	☐ No	☐ N/A	
Containers Intact?	☑ Yes	☐ No	☐ N/A	7.
Dissolved analysis: Samples Field Filtered?	☐ Yes	☐ No	☑ N/A	8.
Sample Labels Match COC?	☑ Yes	☐ No	☐ N/A	9.
-Includes Date/Time/ID/Analysis Matrix: W				
Headspace in VOA Vials (>5-6mm)?	☐ Yes	☐ No	☑ N/A	10.
Trip Blank Present?	☐ Yes	☐ No	☑ N/A	11.
Trip Blank Custody Seals Present?	☐ Yes	☐ No	☑ N/A	

COMMENTS/SAMPLE DISCREPANCY

Field Data Required? ☐ Yes ☐ No

Lot ID of split containers:

CLIENT NOTIFICATION/RESOLUTION

Person contacted: _____ Date/Time: _____

Project Manager SCURF Review: _____ Date: _____

Project Manager SRF Review: _____ Date: _____

Pace ANALYTICAL SERVICES

DC#_Title: ENV-FRM-HUN1-0083 v05_Sample Condition Upon Receipt

Effective Date: 05/24/2024

WO#: 92746285

Project #

PM: BV Due Date: 08/21/24

CLIENT: 92- GP-HAM

*Check mark top half of box if pH and/or dechlorination is verified and within the acceptance range for preservation samples.

Exceptions: VOA, Coliform, TOC, Oil and Grease, DRO/8015 (water) DOC, LLHg

**Bottom half of box is to list number of bottles

***Check all unpreserved Nitrates for chlorine

Laboratory Receiving Location: Asheville ☐ Eden ☐ Greenwood ☐ Huntersville ☐ Raleigh ☐ Mechanicsville ☐ Atlanta ☐ Kernersville ☐

Client_____ Profile/EZ (Circle one)_____ Notes_____

Item#	BP4U-125 mL Plastic Unpreserved (N/A) (Cl-)	BP3U-250 mL Plastic Unpreserved (N/A)	BP2U-500 mL Plastic Unpreserved (N/A)	BP1U-1 liter Plastic Unpreserved (N/A)	BP/N	BP4S-125 mL Plastic H2SO4 (pH < 2) (Cl-)	BP3N-250 mL plastic HNO3 (pH < 2)	BP4Z-125 mL Plastic ZN Acetate & NaOH (>9)	BP4B-125 mL Plastic NaOH (pH > 12) (Cl-)	WGFU-Wide-mouthed Glass jar Unpreserved	AG1U-1 liter Amber Unpreserved (N/A) (Cl-)	AG1H-1 liter Amber HCl (pH < 2)	AG3U-250 mL Amber Unpreserved (N/A) (Cl-)	AG1S-1 liter Amber H2SO4 (pH < 2)	AG3S-250 mL Amber H2SO4 (pH < 2)	DG9A-40 mL Amber NH4Cl (N/A)(Cl-)	DG9H-40 mL VOA HCl (N/A)	VG9T-40 mL VOA Na2S2O3 (N/A)	VG9U-40 mL VOA Unpreserved (N/A)	DG9V-40 mL VOA H3PO4 (N/A)	KP7U-50 mL Plastic Unpreserved (N/A)	V/GK (3 vials per kit)-VPH/Gas kit (N/A)	SP5T-125 mL Sterile Plastic (N/A – lab)	SP2T-250 mL Sterile Plastic (N/A – lab)		BP3R-250 mL Plastic (NH2)2SO4 (9.3-9.7)	AG0U-100 mL Amber Unpreserved (N/A) (Cl-)	VSGU-20 mL Scintillation vials (N/A)	DG9U-40 mL Amber Unpreserved vials (N/A)
CC																													
1		1	1		2		1																						
2		1	1		2		1																						
3		1	1		2		1																						
4		1	1		2		1																						
5																													
6																													
7																													
8																													
9																													
10																													
11																													
12																													

pH Adjustment Log for Preserved Samples

Sample ID	Type of Preservative	pH upon receipt	Date preservation adjusted	Time preservation adjusted	Amount of Preservative added	Lot #

Note: Whenever there is a discrepancy affecting North Carolina compliance samples, a copy of this form will be sent to the North Carolina DENR Certification Office (i.e. Out of hold, incorrect preservative, out of temp, incorrect containers.

Pace Analytical
www.pacelabs.com

CHAIN-OF-CUSTODY / Analytical Request Document

The Chain-of-Custody is a LEGAL DOCUMENT. All relevant fields must be completed accurately.

Page: 1 of 1

Section A Required Client Information:

Company:	GA Power
Address:	Atlanta, GA
Email To:	SCS Contacts
Phone:	Fax:
Requested Due Date/TAT:	10 Day

Section B Required Project Information:

Report To:	SCS Contacts
Copy To:	Geosyntec Contacts
Purchase Order No.:	
Project Name:	Plant Hammond AP-2
Project Number:	GW6581E

Section C Invoice Information:

Attention:	Southern Co.
Company Name:	
Address:	
Pace Quote Reference:	
Pace Project Manager:	Bonnie Vang
Pace Profile #:	10839

REGULATORY AGENCY

☐ NPDES ☐ GROUND WATER ☐ DRINKING WATER
☐ UST ☐ RCRA ☑ OTHER CCR

Site Location STATE: GA

Requested Analysis Filtered (Y/N)

Valid Matrix Codes: DRINKING WATER, WATER, WASTE WATER, PRODUCT, SOIL/SOLID, OIL, WIPE, AIR, OTHER, TISSUE

ITEM #	Section D Required Client Information — SAMPLE ID (A-Z, 0-9 / ,-) Sample IDs MUST BE UNIQUE	MATRIX CODE (see valid codes to left)	SAMPLE TYPE (G=GRAB C=COMP)	COLLECTED Composite Date	Composite Time	Composite Date	Composite Time	SAMPLE TEMP AT COLLECTION	# OF CONTAINERS	Preservatives: Unpreserved	H_2SO_4	HNO_3	HCl	NaOH	$Na_2S_2O_3$	Methanol	Other	Analysis Test Y/N	Chloride, Fluoride, Sulfate	Full App. III and IV metals	RAD 226/228	TDS	Residual Chlorine (Y/N)	Pace Project No./ Lab I.D. 92746285
																		Y/N	N	N	N	N		
1	HAM-HGWA-4	WG	G	8/6/24	10:02			21	5	2		3							X	X	X	X	N	001
2	HAM-HGWA-5	WG	G	8/6/24	13:26			22	5	2		3							X	X	X	X	N	002
3	HAM-HGWA-6	WG	G	8/6/24	12:13			21	5	2		3							X	X	X	X	N	003
4	HAM-HGWA-42D	WG	G	08/06/24	15:32			23	5	2		3							X	X	X	X	N	004
5																								
6																								
7																								
8																								
9																								
10																								
11																								
12																								

TK 8/6/24

ADDITIONAL COMMENTS	RELINQUISHED BY / AFFILIATION	DATE	TIME	ACCEPTED BY / AFFILIATION	DATE	TIME
Task Code: HAM-CCR-ASSMT-2024S2	Thomas Kressler / Geosyntec	08/07/2024	1225	Ryan Williams / Pace	8/7/2024	1225
	Ryan Williams / Pace	8/7/2024	1505	Charles Hurd	8/7/24	1505

SAMPLE CONDITIONS: Temp in °C | Received on Ice (Y/N) | Custody Sealed Cooler (Y/N) | Samples Intact (Y/N)

SAMPLER NAME AND SIGNATURE

PRINT Name of SAMPLER: T. Kressler Jacob Trilly / Geosyntec Consultants, Inc.

SIGNATURE of SAMPLER: [signature]

DATE Signed (MM/DD/YY): 08/06/24

Pace ANALYTICAL SERVICES	DC#_Title: ENV-FRM-HUN1-0083 v05_Sample Condition Upon Receipt
	Effective Date: 05/24/2024

Laboratory receiving samples:
Asheville ☐ Eden ☐ Greenwood ☐ Huntersville ☐ Raleigh ☐ Mechanicsville ☐ Atlanta ☑ Kernersville ☐

Sample Condition Upon Receipt

Client Name: GA Power

Project #:

WO# : 92746285
PM: BV Due Date: 08/21/24
CLIENT: 92- GP-HAM

Courier: ☐ Commercial ☐ Fed Ex ☑ Pace ☐ UPS ☐ USPS ☐ Other:____ ☐ Client

Custody Seal Present? ☐ Yes ☑ No Seals Intact? ☐ Yes ☐ No ☑ N/A

Date/Initials Person Examining Contents: 8/9/24 CM

Packing Material: ☐ Bubble Wrap ☐ Bubble Bags ☑ None ☐ Other

Biological Tissue Frozen? ☐ Yes ☐ No ☐ N/A

Thermometer: ☑ IR Gun ID: 230

Type of Ice: ☑ Wet ☐ Blue ☐ None

Cooler Temp: 2.1 Correction Factor: Add/Subtract (°C) 0.0

Temp should be above freezing to 6°C
☐ Samples out of temp criteria. Samples on ice, cooling process has begun

Cooler Temp Corrected (°C): 2.1

USDA Regulated Soil (☐ N/A, water sample)
Did samples originate in a quarantine zone within the United States: CA, NY, or SC (check maps)? ☐ Yes ☐ No

Did samples originate from a foreign source (internationally, including Hawaii and Puerto Rico)? ☐ Yes ☐ No

				Comments/Discrepancy:
Chain of Custody Present?	☑ Yes	☐ No	☐ N/A	1.
Samples Arrived within Hold Time?	☑ Yes	☐ No	☐ N/A	2.
Short Hold Time Analysis (<72 hr.)?	☐ Yes	☑ No	☐ N/A	3.
Rush Turn Around Time Requested?	☐ Yes	☑ No	☐ N/A	4.
Sufficient Volume?	☑ Yes	☐ No	☐ N/A	5.
Correct Containers Used?	☑ Yes	☐ No	☐ N/A	6.
-Pace Containers Used?	☑ Yes	☐ No	☐ N/A	
Containers Intact?	☑ Yes	☐ No	☐ N/A	7.
Dissolved analysis: Samples Field Filtered?	☐ Yes	☐ No	☑ N/A	8.
Sample Labels Match COC? -Includes Date/Time/ID/Analysis Matrix: W	☑ Yes	☐ No	☐ N/A	9.
Headspace in VOA Vials (>5-6mm)?	☐ Yes	☐ No	☑ N/A	10.
Trip Blank Present?	☐ Yes	☐ No	☑ N/A	11.
Trip Blank Custody Seals Present?	☐ Yes	☐ No	☑ N/A	

Field Data Required? ☐ Yes ☐ No

COMMENTS/SAMPLE DISCREPANCY

Lot ID of split containers:

CLIENT NOTIFICATION/RESOLUTION

Person contacted: Date/Time:

Project Manager SCURF Review: Date:

Project Manager SRF Review: Date:

Qualtrax ID: 69614

DC#_Title: ENV-FRM-HUN1-0083 v05_Sample Condition Upon Receipt

Effective Date: 05/24/2024

WO#: 92746285

*Check mark top half of box if pH and/or dechlorination is verified and within the acceptance range for preservation samples.
Exceptions: VOA, Coliform, TOC, Oil and Grease, DRO/8015 (water) DOC, LLHg
**Bottom half of box is to list number of bottles
***Check all unpreserved Nitrates for chlorine

Project # PM: BV Due Date: 08/21/24
CLIENT: 92- GP-HAM

Laboratory Receiving Location: Asheville ☐ Eden☐ Greenwood ☐ Huntersville ☐ Raleigh☐ Mechanicsville☐ Atlanta☐ Kernersville☐

Client_____ Profile/EZ (Circle one)_____ Notes_____

Item#	BP4U-125 mL Plastic Unpreserved (N/A) (Cl-)	BP3U-250 mL Plastic Unpreserved (N/A)	BP2U-500 mL Plastic Unpreserved (N/A)	BP1U-1 liter Plastic Unpreserved (N/A)		BP4S-125 mL Plastic H2SO4 (pH < 2) (Cl-)	BP3N-250 mL Plastic HNO3 (pH < 2)	BP4Z-125 mL Plastic ZN Acetate & NaOH (>9)	BP4B-125 mL Plastic NaOH (pH > 12) (Cl-)	WGFU-Wide-mouthed Glass Jar Unpreserved	AG1U-1 liter Amber Unpreserved (N/A) (Cl-)	AG1H-1 liter Amber HCl (pH < 2)	AG3U-250 mL Amber Unpreserved (N/A) (Cl-)	AG1S-1 liter Amber H2SO4 (pH < 2)	AG3S-250 mL Amber H2SO4 (pH < 2)	DG94-40 mL Amber NH4Cl (N/A)(Cl-)	DG9H-40 mL VOA HCl (N/A)	VG9T-40 mL VOA Na2S2O3 (N/A)	VG9U-40 mL VOA Unpreserved (N/A)	DG9V-40 mL VOA H3PO4 (N/A)	KP7U-50 mL Plastic Unpreserved (N/A)	V/GK (3 vials per kit)-VPH/Gas kit (N/A)	SP5T-125 mL Sterile Plastic (N/A – lab)	SP2T-250 mL Sterile Plastic (N/A – lab)		BP3R-250 mL Plastic (NH2)2SO4 (9.3-9.7)	AG0U-100 mL Amber Unpreserved (N/A) (Cl-)	VSGU-20 mL Scintillation vials (N/A)	DG9U-40 mL Amber Unpreserved vials (N/A)
CC																													
1																													
2																													
3																													
4																													
5																													
6																													
7																													
8																													
9																													
10																													
11																													
12																													

pH Adjustment Log for Preserved Samples

Sample ID	Type of Preservative	pH upon receipt	Date preservation adjusted	Time preservation adjusted	Amount of Preservative added	Lot #

Note: Whenever there is a discrepancy affecting North Carolina compliance samples, a copy of this form will be sent to the North Carolina DENR Certification Office (i.e. Out of hold, incorrect preservative, out of temp, incorrect containers.

Qualtrax ID: 69614

Pace Analytical

CHAIN-OF-CUSTODY / Analytical Request Document

The Chain-of-Custody is a LEGAL DOCUMENT. All relevant fields must be completed accurately.

Page: 1 of 1

Section A Required Client Information

Company:	GA Power
Address:	Atlanta, GA
Email To:	SCS Contacts
Phone:	Fax:
Requested Due Date/TAT:	10 Day

Section B Required Project Information

Report To:	SCS Contacts
Copy To:	Geosyntec Contacts
Purchase Order No.:	
Project Name:	Plant Hammond AP-2
Project Number:	GW6581E

Section C Invoice Information

Attention:	Southern Co.
Company Name:	
Address:	
Pace Quote Reference:	
Pace Project Manager:	Bonnie Vang
Pace Profile #:	10830

REGULATORY AGENCY

☐ NPDES ☐ UST ☐ RCRA ☐ OTHER

Site Location STATE: GA

Section D Required Client Information

Valid Matrix Codes: MATRIX CODE — WATER (WT), WASTE WATER (WW), PRODUCT (P), SOIL/SOLID (SL), OIL (OL), WIPE (WP), AIR (AIR), TISSUE (TS), OTHER (OT)

SAMPLE ID (A-Z, 0-9 / ,-) Sample IDs MUST BE UNIQUE

ITEM #	SAMPLE ID	MATRIX CODE (see valid codes above)	SAMPLE TYPE (G=GRAB C=COMP)	COLLECTED DATE	COLLECTED TIME	COLLECTED DATE	COLLECTED TIME	SAMPLE TEMP AT COLLECTION	# OF CONTAINERS	Unpreserved	H_2SO_4	HNO_3	HCl	NaOH	$Na_2S_2O_3$	Methanol	Other	Analysis Test Y/N	Chloride, Fluoride, Sulfate	Total Alk, Bicarb, Carbonate	TKN 351.2/E	TDS	Residual Chlorine (Y/N)	Pace Project No. / Lab I.D.
										Preservatives								Requested Analysis Filtered (Y/N)						
1	HAM-HGWC-15	WG	G	08/08/2024	1636			21	5	2		3							X	X	X	X	N	005
2	HAM-HGWC-17	WG	G	08/08/2024	1720			21	5	2		3							X	X	X	X	N	006
3																								
4																								
5																								
6																								
7																								
8																								
9																								
10																								
11																								
12																								

ADDITIONAL COMMENTS	RELINQUISHED BY / AFFILIATION	DATE	TIME	ACCEPTED BY / AFFILIATION	DATE	TIME	SAMPLE CONDITIONS
Task Code: HAM-GCR-ASSMT-20242	Cameron / Geosyntec	08/08/24	[illegible]	[illegible]	[illegible]	[illegible]	
	Thomas Kessler / Geosyntec	08/09/24	1415	Ryan Williams / Pace	8/9/2024	1415	
	Ryan Williams / Pace	8/9/2024	1655	Charles Hicks	8/9/24	1655	

SAMPLER NAME AND SIGNATURE

PRINT Name of SAMPLER: [illegible] Geosyntec Consultants, Inc

SIGNATURE of SAMPLER: [illegible] DATE Signed (MM/DD/YY): 08/08/24

Temp in C | Received on Ice (Y/N) | Custody Sealed Cooler (Y/N) | Samples Intact (Y/N)

Pace Analytical Services	DC#_Title: ENV-FRM-HUN1-0083 v05_Sample Condition Upon Receipt
	Effective Date: 05/24/2024

Laboratory receiving samples:
Asheville ☐ Eden ☐ Greenwood ☐ Huntersville ☐ Raleigh ☐ Mechanicsville ☐ Atlanta ☑ Kernersville ☐

Sample Condition Upon Receipt

Client Name: Georgia Power

Project #: WO#: 92746285
PM: BV Due Date: 08/21/24
CLIENT: 92- GP-HAM

Courier: ☐ Fed Ex ☑ UPS ☐ USPS ☐ Client ☐ Commercial ☑ Pace ☐ Other:____

Custody Seal Present? ☐ Yes ☑ No **Seals Intact?** ☐ Yes ☐ No ☑ N/A

Date/Initials Person Examining Contents: 8/13/24 CJ

Packing Material: ☐ Bubble Wrap ☐ Bubble Bags ☑ None ☐ Other

Biological Tissue Frozen? ☐ Yes ☐ No ☐ N/A

Thermometer: ☐ IR Gun ID: 230

Type of Ice: ☑ Wet ☐ Blue ☐ None

Cooler Temp: 2.1 **Correction Factor:** Add/Subtract (°C) 0.0

Temp should be above freezing to 6°C
☐ Samples out of temp criteria. Samples on ice, cooling process has begun

Cooler Temp Corrected (°C): 2.1

USDA Regulated Soil (☐ N/A, water sample)
Did samples originate in a quarantine zone within the United States: CA, NY, or SC (check maps)? ☐ Yes ☐ No

Did samples originate from a foreign source (internationally, including Hawaii and Puerto Rico)? ☐ Yes ☐ No

				Comments/Discrepancy:
Chain of Custody Present?	☑ Yes	☐ No	☐ N/A	1.
Samples Arrived within Hold Time?	☑ Yes	☐ No	☐ N/A	2.
Short Hold Time Analysis (<72 hr.)?	☐ Yes	☑ No	☐ N/A	3.
Rush Turn Around Time Requested?	☐ Yes	☑ No	☐ N/A	4.
Sufficient Volume?	☑ Yes	☐ No	☐ N/A	5.
Correct Containers Used?	☑ Yes	☐ No	☐ N/A	6.
-Pace Containers Used?	☑ Yes	☐ No	☐ N/A	
Containers Intact?	☑ Yes	☐ No	☐ N/A	7.
Dissolved analysis: Samples Field Filtered?	☐ Yes	☐ No	☑ N/A	8.
Sample Labels Match COC?	☑ Yes	☐ No	☐ N/A	9.
-Includes Date/Time/ID/Analysis Matrix: W				
Headspace in VOA Vials (>5-6mm)?	☐ Yes	☐ No	☑ N/A	10.
Trip Blank Present?	☐ Yes	☐ No	☑ N/A	11.
Trip Blank Custody Seals Present?	☐ Yes	☐ No	☑ N/A	

COMMENTS/SAMPLE DISCREPANCY

Field Data Required? ☐ Yes ☐ No

Lot ID of split containers:

CLIENT NOTIFICATION/RESOLUTION

Person contacted: _____ Date/Time: _____

Project Manager SCURF Review: _____ **Date:** _____

Project Manager SRF Review: _____ **Date:** _____

Pace ANALYTICAL SERVICES

Effective Date: 05/24/2024

WO#: 92746285

PM: BV Due Date: 08/21/24

CLIENT: 92- GP-HAM

*Check mark top half of box if pH and/or dechlorination is verified and within the acceptance range for preservation samples.

Exceptions: VOA, Coliform, TOC, Oil and Grease, DRO/8015 (water) DOC, LLHg

**Bottom half of box is to list number of bottles

***Check all unpreserved Nitrates for chlorine

Project #

Laboratory Receiving Location: Asheville ☐ Eden☐ Greenwood ☐ Huntersville ☐ Raleigh☐ Mechanicsville☐ Atlanta☐ Kernersville☐

Client_____ Profile/EZ (Circle one)_____ Notes_____

Item#	BP4U-125 mL Plastic Unpreserved (N/A) (Cl-)	BP3U-250 mL Plastic Unpreserved (N/A)	BP2U-500 mL Plastic Unpreserved (N/A)	BP1U-1 liter Plastic Unpreserved (N/A)		BP4S-125 mL Plastic H2SO4 (pH < 2) (Cl-)	BP3N-250 mL plastic HNO3 (pH < 2)	BP4Z-125 mL Plastic ZN Acetate & NaOH (>9)	BP4B-125 mL Plastic NaOH (pH > 12) (Cl-)	WGFU-Wide-mouthed Glass Jar Unpreserved	AG1U-1 liter Amber Unpreserved (N/A) (Cl-)	AG1H-1 liter Amber HCl (pH < 2)	AG3U-250 mL Amber Unpreserved (N/A) (Cl-)	AG1S-1 liter Amber H2SO4 (pH < 2)	AG3S-250 mL Amber H2SO4 (pH < 2)	DG94-40 mL Amber NH4Cl (N/A)(Cl-)	DG9H-40 mL VOA HCl (N/A)	VG9T-40 mL VOA Na2S2O3 (N/A)	VG9U-40 mL VOA Unpreserved (N/A)	DG9V-40 mL VOA H3PO4 (N/A)	KP7U-50 mL Plastic Unpreserved (N/A)	V/GK (3 vials per kit)-VPH/Gas kit (N/A)	SP5T-125 mL Sterile Plastic (N/A – lab)	SP2T-250 mL Sterile Plastic (N/A – lab)	B PIN	BP3R-250 mL Plastic (NH2)2SO4 (9.3-9.7)	AG0U-100 mL Amber Unpreserved (N/A) (Cl-)	VSGU-20 mL Scintillation vials (N/A)
CC																													
1		1	1			1																			2				
2		1	1			1																			2				
3		1	1			1																			2				
4		1	1			1																			2				
5		1	1			1																			2				
6		1	1			1																			2				
7		1	1			1																			2				
8		1	1			1																			2				
9		1	1			1																			2				
10		1	1			1																			2				
11																													
12																													

pH Adjustment Log for Preserved Samples

Sample ID	Type of Preservative	pH upon receipt	Date preservation adjusted	Time preservation adjusted	Amount of Preservative added	Lot #

Note: Whenever there is a discrepancy affecting North Carolina compliance samples, a copy of this form will be sent to the North Carolina DENR Certification Office (i.e. Out of hold, incorrect preservative, out of temp, incorrect containers.

Pace Analytical
www.pacelabs.com

CHAIN-OF-CUSTODY / Analytical Request Document

The Chain-of-Custody is a LEGAL DOCUMENT. All relevant fields must be completed accurately.

Page: 1 of 1

Section A Required Client Information:

Company:	GA Power
Address:	Atlanta, GA
Email To:	SCS Contacts
Phone:	Fax:
Requested Due Date/TAT:	10 Day

Section B Required Project Information:

Report To:	SCS Contacts
Copy To:	Geosyntec Contacts
Purchase Order No.:	
Project Name:	Plant Hammond AP-2
Project Number:	GW6581E

Section C Invoice Information:

Attention:	Southern Co.
Company Name:	
Address:	
Pace Quote Reference:	
Pace Project Manager:	Bonnie Vang
Pace Profile #:	10839

REGULATORY AGENCY

☐ NPDES ☐ GROUND WATER ☐ DRINKING WATER
☐ UST ☐ RCRA ☑ OTHER CCR

Site Location STATE: GA

Section D Required Client Information

Valid Matrix Codes: MATRIX / CODE — DRINKING WATER, WATER, WASTE WATER, PRODUCT, SOIL/SOLID, OIL, WIPE, AIR, OTHER, TISSUE

SAMPLE ID (A-Z, 0-9 / ,-) Sample IDs MUST BE UNIQUE

Requested Analysis Filtered (Y/N): Analysis Test Y/N — Chloride, Fluoride, Sulfate: N; Full App. III and IV metals: N; RAD 226/228: N; TDS: N

ITEM #	SAMPLE ID	MATRIX CODE (see valid codes to left)	SAMPLE TYPE (G=GRAB C=COMP)	COLLECTED COMPOSITE START DATE	COLLECTED COMPOSITE START TIME	COLLECTED COMPOSITE END/GRAB DATE	COLLECTED COMPOSITE END/GRAB TIME	SAMPLE TEMP AT COLLECTION	# OF CONTAINERS	Unpreserved	H_2SO_4	HNO_3	HCl	NaOH	$Na_2S_2O_3$	Methanol	Other	Chloride, Fluoride, Sulfate	Full App. III and IV metals	RAD 226/228	TDS	Residual Chlorine (Y/N)	Pace Project No./ Lab I.D.
1	HAM-HGWC-16	WG	G	08/09/2024	1420			22	5	2		3						X	X	X	X	N	007
2	HAM-HGWC-18	WG	G	08/09/2024	1223			23	5	2		3						X	X	X	X	N	008
3	HAM-MW-21D	WG	G	08/09/2024	1101			21	5	2		3						X	X	X	X	N	009
4	HAM-MW-23D	WG	G	08/09/2024	0934			20	5	2		3						X	X	X	X	N	010
5	HAM-MW-33	WG	G	08/09/2024	1620			23	5	2		3						X	X	X	X	N	011
6	HAM-MW-35	WG	G	08/09/2024	1307			20	5	2		3						X	X	X	X	N	012
7	HAM-MW-51	WG	G	08/09/2024	1541			20	5	2		3						X	X	X	X	N	013
8	HAM-AP2-FD-01	WG	G	08/09/2024	0000			23	5	2		3						X	X	X	X	N	014
9	HAM-AP2-EB-01	WQ	G	08/09/2024	1635			23	5	2		3						X	X	X	X	N	015
10	HAM-AP2-FB-01	WQ	G	08/09/2024	1630			23	5	2		3						X	X	X	X	N	016
11																							
12																							

TK 08/09/2024

TK 08/09/2024

ADDITIONAL COMMENTS	RELINQUISHED BY / AFFILIATION	DATE	TIME	ACCEPTED BY / AFFILIATION	DATE	TIME
Task Code: HAM-CCR-ASSMT-2024S2	Thomas Westler/Geosyntec	08/12/2024	1245	Jacob Tracy/Geosyntec	08/12/2024	0945
	Jacob Tracy	08/12/2024	12:10	Ryan Williams/Pace	08/12/24	12:10
	Ryan Williams/Pace	8/12/2024	1352	Charles Parks	8/12/24	1352

SAMPLE CONDITIONS: Temp in °C | Received on Ice (Y/N) | Custody Sealed Cooler (Y/N) | Samples Intact (Y/N)

SAMPLER NAME AND SIGNATURE

PRINT Name of SAMPLER: Thomas Westler, Connor Cavin, Jacob Tracy / Geosyntec Consultants, Inc.

SIGNATURE of SAMPLER: [signature] DATE Signed (MM/DD/YY): 08/09/24

Pace Analytical Services	DC#_Title: ENV-FRM-HUN1-0083 v05_Sample Condition Upon Receipt
	Effective Date: 05/24/2024

Laboratory receiving samples:
Asheville ☐ Eden ☐ Greenwood ☐ Huntersville ☐ Raleigh ☐ Mechanicsville ☐

Sample Condition Upon Receipt

Client Name: Georgia Power

Project #: WO#: 92746285
PM: BV Due Date: 08/21/24
CLIENT: 92- GP-HAM

Courier: ☐ Commercial ☐ Fed Ex ☑ UPS ☐ USPS ☐ Client ☑ Pace ☐ Other:____

Custody Seal Present? ☐ Yes ☑ No **Seals Intact?** ☐ Yes ☐ No ☑ N/A

Date/Initials Person Examining Contents: 8/13/24 CDB

Packing Material: ☐ Bubble Wrap ☐ Bubble Bags ☑ None ☐ Other

Biological Tissue Frozen? ☐ Yes ☐ No ☐ N/A

Thermometer: ☐ IR Gun ID: 230

Type of Ice: ☑ Wet ☐ Blue ☐ None

Cooler Temp: 2.1 **Correction Factor:** Add/Subtract (°C) 0.0

Temp should be above freezing to 6°C
☐ Samples out of temp criteria. Samples on ice, cooling process has begun

Cooler Temp Corrected (°C): 2.1

USDA Regulated Soil (☐ N/A, water sample)
Did samples originate in a quarantine zone within the United States: CA, NY, or SC (check maps)? ☐ Yes ☐ No

Did samples originate from a foreign source (internationally, including Hawaii and Puerto Rico)? ☐ Yes ☐ No

				Comments/Discrepancy:
Chain of Custody Present?	☑ Yes	☐ No	☐ N/A	1.
Samples Arrived within Hold Time?	☑ Yes	☐ No	☐ N/A	2.
Short Hold Time Analysis (<72 hr.)?	☐ Yes	☑ No	☐ N/A	3.
Rush Turn Around Time Requested?	☐ Yes	☑ No	☐ N/A	4.
Sufficient Volume?	☑ Yes	☐ No	☐ N/A	5.
Correct Containers Used?	☑ Yes	☐ No	☐ N/A	6.
-Pace Containers Used?	☑ Yes	☐ No	☐ N/A	
Containers Intact?	☑ Yes	☐ No	☐ N/A	7.
Dissolved analysis: Samples Field Filtered?	☐ Yes	☐ No	☑ N/A	8.
Sample Labels Match COC?	☑ Yes	☐ No	☐ N/A	9.
-Includes Date/Time/ID/Analysis Matrix: W				
Headspace in VOA Vials (>5-6mm)?	☐ Yes	☐ No	☑ N/A	10.
Trip Blank Present?	☐ Yes	☐ No	☑ N/A	11.
Trip Blank Custody Seals Present?	☐ Yes	☐ No	☑ N/A	

COMMENTS/SAMPLE DISCREPANCY

Field Data Required? ☐ Yes ☐ No

Lot ID of split containers:

CLIENT NOTIFICATION/RESOLUTION

Person contacted: _____ Date/Time: _____

Project Manager SCURF Review: _____ **Date:** _____

Project Manager SRF Review: _____ **Date:** _____

Pace

Effective Date: 05/24/2024

WO#: 92746285

Project #

PM: BV Due Date: 08/21/24

CLIENT: 92- GP-HAM

*Check mark top half of box if pH and/or dechlorination is verified and within the acceptance range for preservation samples.

Exceptions: VOA, Coliform, TOC, Oil and Grease, DRO/8015 (water) DOC, LLHg

**Bottom half of box is to list number of bottles

***Check all unpreserved Nitrates for chlorine

Laboratory Receiving Location: Asheville ☐ Eden ☐ Greenwood ☐ Huntersville ☐ Raleigh ☐ Mechanicsville ☐ Atlanta ☐ Kernersville ☐

Client_____ Profile/EZ (Circle one)_____ Notes_____

Item#	BP4U-125 mL Plastic Unpreserved (N/A) (Cl-)	BP3U-250 mL Plastic Unpreserved (N/A)	BP2U-500 mL Plastic Unpreserved (N/A)	BP1U-1 liter Plastic Unpreserved (N/A)		BP4S-125 mL Plastic H2SO4 (pH < 2) (Cl-)	BP3N-250 mL plastic HNO3 (pH < 2)	BP4Z-125 mL Plastic ZN Acetate & NaOH (>9)	BP4B-125 mL Plastic NaOH (pH > 12) (Cl-)	WGFU-Wide-mouthed Glass Jar Unpreserved	AG1U-1 liter Amber Unpreserved (N/A) (Cl-)	AG1H-1 liter Amber HCl (pH < 2)	AG3U-250 mL Amber Unpreserved (N/A) (Cl-)	AG1S-1 liter Amber H2SO4 (pH < 2)	AG3S-250 mL Amber H2SO4 (pH < 2)	DG94-40 mL Amber NH4Cl (N/A)(Cl-)	DG9H-40 mL VOA HCl (N/A)	VG9T-40 mL VOA Na2S2O3 (N/A)	VG9U-40 mL VOA Unpreserved (N/A)	DG9V-40 mL VOA H3PO4 (N/A)	KP7U-50 mL Plastic Unpreserved (N/A)	V/GK (3 vials per kit)-VPH/Gas kit (N/A)	SP5T-125 mL Sterile Plastic (N/A – lab)	SP2T-250 mL Sterile Plastic (N/A – lab)	BP1N	BP3R-250 mL Plastic (NH2)2SO4 (9.3-9.7)	AG0U-100 mL Amber Unpreserved (N/A) (Cl-)	VSGU-20 mL Scintillation vials (N/A)
CC																													
1		1	1				1																		2				
2		1	1				1																		2				
3		1	1				1																		2				
4		1	1				1																		2				
5		1	1				1																		2				
6		1	1				1																		2				
7		1	1				1																		2				
8																													
9																													
10																													
11																													
12																													

pH Adjustment Log for Preserved Samples

Sample ID	Type of Preservative	pH upon receipt	Date preservation adjusted	Time preservation adjusted	Amount of Preservative added	Lot #

Note: Whenever there is a discrepancy affecting North Carolina compliance samples, a copy of this form will be sent to the North Carolina DENR Certification Office (i.e. Out of hold, incorrect preservative, out of temp, incorrect containers.

Pace Analytical
www.pacelabs.com

CHAIN-OF-CUSTODY / Analytical Request Document

The Chain-of-Custody is a LEGAL DOCUMENT. All relevant fields must be completed accurately.

Page: 1 of 1

Section A Required Client Information:

Company:	GA Power
Address:	Atlanta, GA
Email To:	SCS Contacts
Phone:	Fax:
Requested Due Date/TAT:	10 Day

Section B Required Project Information:

Report To:	SCS Contacts
Copy To:	Geosyntec Contacts
Purchase Order No.:	
Project Name:	Plant Hammond AP-2
Project Number:	GW6581E

Section C Invoice Information:

Attention:	Southern Co.
Company Name:	
Address:	
Pace Quote Reference:	
Pace Project Manager:	Bonnie Vang
Pace Profile #:	10839

REGULATORY AGENCY

☐ NPDES ☐ GROUND WATER ☐ DRINKING WATER
☐ UST ☐ RCRA ☑ OTHER CCR

Site Location STATE: GA

Section D Required Client Information

Valid Matrix Codes: MATRIX / CODE — DRINKING WATER, WATER, WASTE WATER, PRODUCT, SOIL/SOLID, OIL, WIPE, AIR, OTHER, TISSUE

SAMPLE ID (A-Z, 0-9 / ,-) Sample IDs MUST BE UNIQUE

Requested Analysis Filtered (Y/N)

ITEM #	SAMPLE ID	MATRIX CODE (see valid codes to left)	SAMPLE TYPE (G=GRAB C=COMP)	COLLECTED Composite Start Date	Composite Start Time	Composite End/Grab Date	Composite End/Grab Time	SAMPLE TEMP AT COLLECTION	# OF CONTAINERS	Unpreserved	H_2SO_4	HNO_3	HCl	NaOH	$Na_2S_2O_3$	Methanol	Other	Analysis Test Y/N	Chloride, Fluoride, Sulfate	Full App. III and IV metals	RAD 226/228	TDS	Residual Chlorine (Y/N)	Pace Project No./ Lab I.D.
										Preservatives									N	N	N	N		
1	HAM-HGWC-14	WG	G	08/10/2024	1026			21	5	2		3							X	X	X	X	N	017
2	HAM-MW-22	WG	G	08/10/2024	1727	TK 08/10/2024		21	5	2		3							X	X	X	X	N	018
3	HAM-MW-34D	WG	G	08/10/2024	1555			22	5	2		3							X	X	X	X	N	019
4	HAM-MW-37D	WG	G	08/10/2024	1232			23	5	2		3							X	X	X	X	N	020
5	HAM-AP2-FD-02	WG	G	08/10/2024	0000			23	5	2		3							X	X	X	X	N	021
6	HAM-AP2-EB-02	WQ	G	08/10/2024	1825			23	5	2		3							X	X	X	X	N	022
7	HAM-AP2-FB-02	WQ	G	08/10/2024	1820			23	5	2		3							X	X	X	X	N	023 last sample
8																								
9						TK 08/10/2024																		
10																								
11																								
12																								

ADDITIONAL COMMENTS	RELINQUISHED BY / AFFILIATION	DATE	TIME	ACCEPTED BY / AFFILIATION	DATE	TIME	SAMPLE CONDITIONS
Task Code: HAM-CCR-ASSMT-2024S2	Thomas Hessler / Geosyntec	08/12/2024	0745	Jacob Tracy / Geosyntec	08/12/2024	0745	
	Jacob Tracy / Geosyntec	08/12/2024	12:10		08/12/24	12:10	
	Ryan Williams / Pace	8/12/2024	1352	[illegible] / [illegible]	8/12/24	1352	

SAMPLER NAME AND SIGNATURE

PRINT Name of SAMPLER: [illegible] / Geosyntec Consultants, Inc.

SIGNATURE of SAMPLER: [illegible] DATE Signed (MM/DD/YY): 08/12/2024

Temp in °C | Received on Ice (Y/N) | Custody Sealed Cooler (Y/N) | Samples Intact (Y/N)

Pace Analytical Services, LLC
9800 Kincey Ave. Suite 100
Huntersville, NC 28078
(704)875-9092

August 19, 2024

Kristen Jurinko
Southern Company
241 Ralph McGill Blvd NE
Bin 10160
Atlanta, GA 30308

RE: Project: Plant Hammond Pooled Upgradien
Pace Project No.: 92746292

Dear Kristen Jurinko:

Enclosed are the analytical results for sample(s) received by the laboratory on August 07, 2024. The results relate only to the samples included in this report. Results reported herein conform to the applicable TNI/NELAC Standards and the laboratory's Quality Manual, where applicable, unless otherwise noted in the body of the report.

The test results provided in this final report were generated by each of the following laboratories within the Pace Network:

- Pace Analytical Services - Asheville
- Pace Analytical Services - Peachtree Corners, GA

If you have any questions concerning this report, please feel free to contact me.

Sincerely,

Bonnie Vang

Bonnie Vang
bonnie.vang@pacelabs.com
704-977-0968
Project Manager

Enclosures

cc: Kip Gray, Geosyntec
Christine Hug, Geosyntec Consultants, Inc.
Thomas Kessler, Geosyntec Consultants
Whitney Law, Geosyntec Consultants
Laura Midkiff, Southern Company
Caroline Nelson, Geosyntec Consultants, Inc
Jamie Newsome, Geosyntec Consultants
Zain Webb, Geosyntec Consultants

REPORT OF LABORATORY ANALYSIS

This report shall not be reproduced, except in full,
without the written consent of Pace Analytical Services, LLC.

Pace Analytical Services, LLC
9800 Kincey Ave. Suite 100
Huntersville, NC 28078
(704)875-9092

CERTIFICATIONS

Project:	Plant Hammond Pooled Upgradien
Pace Project No.:	92746292

Pace Analytical Services Asheville

2225 Riverside Drive, Asheville, NC 28804
Florida/NELAP Certification #: E87648
North Carolina Drinking Water Certification #: 37712
North Carolina Wastewater Certification #: 40
South Carolina Laboratory ID: 99030
South Carolina Certification #: 99030001
Virginia/VELAP Certification #: 460222

Pace Analytical Services Peachtree Corners

110 Technology Pkwy, Peachtree Corners, GA 30092
Florida DOH Certification #: E87315
Georgia DW Inorganics Certification #: 812
North Carolina Certification #: 381
South Carolina Certification #: 98011001
Virginia Certification #: 460204

This report shall not be reproduced, except in full,
without the written consent of Pace Analytical Services, LLC.

Pace Analytical Services, LLC
9800 Kincey Ave. Suite 100
Huntersville, NC 28078
(704)875-9092

SAMPLE SUMMARY

Project: Plant Hammond Pooled Upgradien
Pace Project No.: 92746292

Lab ID	Sample ID	Matrix	Date Collected	Date Received
92746292001	**HAM-HGWA-43D**	Water	08/06/24 10:07	08/07/24 12:25
92746292002	**HAM-HGWA-44D**	Water	08/06/24 10:03	08/07/24 12:25
92746292003	**HAM-UGRD-FD-01**	Water	08/06/24 00:00	08/07/24 12:25
92746292004	**HAM-UGRD-EB-01**	Water	08/06/24 17:15	08/07/24 12:25
92746292005	**HAM-UGRD-FB-01**	Water	08/06/24 17:10	08/07/24 12:25
92746292006	**HAM-HGWA-1**	Water	08/05/24 16:37	08/07/24 12:25
92746292007	**HAM-HGWA-2**	Water	08/05/24 16:30	08/07/24 12:25
92746292008	**HAM-HGWA-3**	Water	08/05/24 16:33	08/07/24 12:25

This report shall not be reproduced, except in full,
without the written consent of Pace Analytical Services, LLC.

Pace Analytical Services, LLC
9800 Kincey Ave. Suite 100
Huntersville, NC 28078
(704)875-9092

SAMPLE ANALYTE COUNT

Project: Plant Hammond Pooled Upgradien
Pace Project No.: 92746292

Lab ID	Sample ID	Method	Analysts	Analytes Reported
92746292001	**HAM-HGWA-43D**	EPA 6010D	MJS2	1
		EPA 6020B	CW1	13
		EPA 7470A	VB	1
		SM 2540C-2015	DL1	1
		EPA 300.0 Rev 2.1 1993	CDC	3
92746292002	**HAM-HGWA-44D**	EPA 6010D	MJS2	1
		EPA 6020B	CW1	13
		EPA 7470A	VB	1
		SM 2540C-2015	DL1	1
		EPA 300.0 Rev 2.1 1993	CDC	3
92746292003	**HAM-UGRD-FD-01**	EPA 6010D	MJS2	1
		EPA 6020B	CW1	13
		EPA 7470A	VB	1
		SM 2540C-2015	DL1	1
		EPA 300.0 Rev 2.1 1993	CDC	3
92746292004	**HAM-UGRD-EB-01**	EPA 6010D	MJS2	1
		EPA 6020B	CW1	13
		EPA 7470A	VB	1
		SM 2540C-2015	DL1	1
		EPA 300.0 Rev 2.1 1993	CDC	3
92746292005	**HAM-UGRD-FB-01**	EPA 6010D	MJS2	1
		EPA 6020B	CW1	13
		EPA 7470A	VB	1
		SM 2540C-2015	DL1	1
		EPA 300.0 Rev 2.1 1993	CDC	3
92746292006	**HAM-HGWA-1**	EPA 6010D	MJS2	1
		EPA 6020B	CW1	13
		EPA 7470A	VB	1
		SM 2540C-2015	DL1	1
		EPA 300.0 Rev 2.1 1993	CDC	3
92746292007	**HAM-HGWA-2**	EPA 6010D	MJS2	1
		EPA 6020B	CW1	13
		EPA 7470A	VB	1
		SM 2540C-2015	DL1	1
		EPA 300.0 Rev 2.1 1993	CDC	3
92746292008	**HAM-HGWA-3**	EPA 6010D	MJS2	1
		EPA 6020B	CW1	13

This report shall not be reproduced, except in full,
without the written consent of Pace Analytical Services, LLC.

Pace Analytical Services, LLC
9800 Kincey Ave. Suite 100
Huntersville, NC 28078
(704)875-9092

SAMPLE ANALYTE COUNT

Project: Plant Hammond Pooled Upgradien
Pace Project No.: 92746292

Lab ID	Sample ID	Method	Analysts	Analytes Reported
		EPA 7470A	VB	1
		SM 2540C-2015	DL1	1
		EPA 300.0 Rev 2.1 1993	CDC	3

PASI-A = Pace Analytical Services - Asheville
PASI-GA = Pace Analytical Services - Peachtree Corners, GA

This report shall not be reproduced, except in full,
without the written consent of Pace Analytical Services, LLC.

Pace Analytical Services, LLC
9800 Kincey Ave. Suite 100
Huntersville, NC 28078
(704)875-9092

SUMMARY OF DETECTION

Project: Plant Hammond Pooled Upgradien
Pace Project No.: 92746292

Lab Sample ID Method	Client Sample ID Parameters	Result	Units	Report Limit	Analyzed	Qualifiers
92746292001	**HAM-HGWA-43D**					
EPA 6010D	Calcium	57.2	mg/L	1.0	08/15/24 23:37	
EPA 6020B	Barium	0.28	mg/L	0.0050	08/13/24 12:43	
EPA 6020B	Boron	0.043	mg/L	0.040	08/13/24 12:43	
EPA 6020B	Lithium	0.0025J	mg/L	0.030	08/13/24 12:43	
EPA 6020B	Molybdenum	0.0010J	mg/L	0.010	08/09/24 19:18	
SM 2540C-2015	Total Dissolved Solids	283	mg/L	25.0	08/09/24 11:43	
EPA 300.0 Rev 2.1 1993	Chloride	4.0	mg/L	1.0	08/09/24 05:05	
EPA 300.0 Rev 2.1 1993	Fluoride	0.21	mg/L	0.10	08/09/24 05:05	
EPA 300.0 Rev 2.1 1993	Sulfate	25.5	mg/L	1.0	08/09/24 05:05	
92746292002	**HAM-HGWA-44D**					
EPA 6010D	Calcium	7.1	mg/L	1.0	08/15/24 23:41	
EPA 6020B	Barium	0.11	mg/L	0.0050	08/13/24 12:46	
EPA 6020B	Boron	0.52	mg/L	0.040	08/13/24 12:46	
EPA 6020B	Lithium	0.10	mg/L	0.030	08/13/24 12:46	
EPA 6020B	Molybdenum	0.00079J	mg/L	0.010	08/09/24 19:22	
SM 2540C-2015	Total Dissolved Solids	380	mg/L	25.0	08/09/24 11:43	
EPA 300.0 Rev 2.1 1993	Chloride	30.2	mg/L	1.0	08/09/24 05:19	
EPA 300.0 Rev 2.1 1993	Fluoride	1.3	mg/L	0.10	08/09/24 05:19	
EPA 300.0 Rev 2.1 1993	Sulfate	0.86J	mg/L	1.0	08/09/24 05:19	
92746292003	**HAM-UGRD-FD-01**					
EPA 6010D	Calcium	56.9	mg/L	1.0	08/15/24 20:07	
EPA 6020B	Barium	0.28	mg/L	0.0050	08/13/24 12:50	
EPA 6020B	Boron	0.043	mg/L	0.040	08/13/24 12:50	
EPA 6020B	Lithium	0.0027J	mg/L	0.030	08/13/24 12:50	
EPA 6020B	Molybdenum	0.00096J	mg/L	0.010	08/09/24 19:26	
SM 2540C-2015	Total Dissolved Solids	295	mg/L	25.0	08/09/24 11:44	
EPA 300.0 Rev 2.1 1993	Chloride	4.1	mg/L	1.0	08/09/24 05:34	
EPA 300.0 Rev 2.1 1993	Fluoride	0.21	mg/L	0.10	08/09/24 05:34	
EPA 300.0 Rev 2.1 1993	Sulfate	25.0	mg/L	1.0	08/09/24 05:34	
92746292004	**HAM-UGRD-EB-01**					
SM 2540C-2015	Total Dissolved Solids	41.0	mg/L	25.0	08/09/24 11:44	D6
92746292005	**HAM-UGRD-FB-01**					
SM 2540C-2015	Total Dissolved Solids	135	mg/L	25.0	08/09/24 11:45	
92746292006	**HAM-HGWA-1**					
EPA 6010D	Calcium	113	mg/L	1.0	08/15/24 20:25	M1
EPA 6020B	Barium	0.032	mg/L	0.0050	08/13/24 13:01	
EPA 6020B	Boron	0.020J	mg/L	0.040	08/13/24 13:01	
EPA 6020B	Cobalt	0.00055J	mg/L	0.0050	08/09/24 19:39	
SM 2540C-2015	Total Dissolved Solids	444	mg/L	25.0	08/08/24 12:18	
EPA 300.0 Rev 2.1 1993	Chloride	8.7	mg/L	1.0	08/09/24 06:36	
EPA 300.0 Rev 2.1 1993	Fluoride	0.11	mg/L	0.10	08/09/24 06:36	
EPA 300.0 Rev 2.1 1993	Sulfate	49.4	mg/L	1.0	08/09/24 06:36	M1
92746292007	**HAM-HGWA-2**					
EPA 6010D	Calcium	34.7	mg/L	1.0	08/15/24 20:38	

This report shall not be reproduced, except in full,
without the written consent of Pace Analytical Services, LLC.

Pace Analytical Services, LLC
9800 Kincey Ave. Suite 100
Huntersville, NC 28078
(704)875-9092

SUMMARY OF DETECTION

Project: Plant Hammond Pooled Upgradien
Pace Project No.: 92746292

Lab Sample ID Method	Client Sample ID Parameters	Result	Units	Report Limit	Analyzed	Qualifiers
92746292007	**HAM-HGWA-2**					
EPA 6020B	Barium	0.062	mg/L	0.0050	08/13/24 13:05	
EPA 6020B	Beryllium	0.00026J	mg/L	0.00050	08/13/24 13:05	
EPA 6020B	Boron	0.057	mg/L	0.040	08/13/24 13:05	
EPA 6020B	Cadmium	0.00026J	mg/L	0.00050	08/09/24 19:43	
EPA 6020B	Cobalt	0.032	mg/L	0.0050	08/09/24 19:43	
EPA 6020B	Lithium	0.0019J	mg/L	0.030	08/13/24 13:05	
EPA 6020B	Selenium	0.0013J	mg/L	0.0050	08/09/24 19:43	
SM 2540C-2015	Total Dissolved Solids	217	mg/L	25.0	08/08/24 12:18	
EPA 300.0 Rev 2.1 1993	Chloride	7.9	mg/L	1.0	08/09/24 07:19	
EPA 300.0 Rev 2.1 1993	Fluoride	0.12	mg/L	0.10	08/09/24 07:19	
EPA 300.0 Rev 2.1 1993	Sulfate	87.2	mg/L	2.0	08/09/24 15:44	
92746292008	**HAM-HGWA-3**					
EPA 6010D	Calcium	83.3	mg/L	1.0	08/15/24 20:42	
EPA 6020B	Barium	0.13	mg/L	0.0050	08/13/24 13:08	
EPA 6020B	Lithium	0.0034J	mg/L	0.030	08/13/24 13:08	
SM 2540C-2015	Total Dissolved Solids	304	mg/L	25.0	08/08/24 12:18	
EPA 300.0 Rev 2.1 1993	Chloride	5.2	mg/L	1.0	08/09/24 07:33	
EPA 300.0 Rev 2.1 1993	Fluoride	0.077J	mg/L	0.10	08/09/24 07:33	
EPA 300.0 Rev 2.1 1993	Sulfate	31.1	mg/L	1.0	08/09/24 07:33	

This report shall not be reproduced, except in full,
without the written consent of Pace Analytical Services, LLC.

Pace Analytical Services, LLC
9800 Kincey Ave. Suite 100
Huntersville, NC 28078
(704)875-9092

ANALYTICAL RESULTS

Project: Plant Hammond Pooled Upgradien
Pace Project No.: 92746292

Sample: HAM-HGWA-43D **Lab ID: 92746292001** Collected: 08/06/24 10:07 Received: 08/07/24 12:25 Matrix: Water

Parameters	Results	Units	Report Limit	MDL	DF	Prepared	Analyzed	CAS No.	Qual
6010D ATL ICP	Analytical Method: EPA 6010D Preparation Method: EPA 3010A Pace Analytical Services - Peachtree Corners, GA								
Calcium	**57.2**	mg/L	1.0	0.12	1	08/09/24 11:23	08/15/24 23:37	7440-70-2	
6020 MET ICPMS	Analytical Method: EPA 6020B Preparation Method: EPA 3005A Pace Analytical Services - Peachtree Corners, GA								
Antimony	ND	mg/L	0.0030	0.00054	1	08/08/24 10:21	08/09/24 19:18	7440-36-0	
Arsenic	ND	mg/L	0.0050	0.00084	1	08/08/24 10:21	08/09/24 19:18	7440-38-2	
Barium	**0.28**	mg/L	0.0050	0.00047	1	08/08/24 10:21	08/13/24 12:43	7440-39-3	
Beryllium	ND	mg/L	0.00050	0.000094	1	08/08/24 10:21	08/13/24 12:43	7440-41-7	
Boron	**0.043**	mg/L	0.040	0.012	1	08/08/24 10:21	08/13/24 12:43	7440-42-8	
Cadmium	ND	mg/L	0.00050	0.00010	1	08/08/24 10:21	08/09/24 19:18	7440-43-9	
Chromium	ND	mg/L	0.0050	0.0019	1	08/08/24 10:21	08/09/24 19:18	7440-47-3	
Cobalt	ND	mg/L	0.0050	0.00032	1	08/08/24 10:21	08/09/24 19:18	7440-48-4	
Lead	ND	mg/L	0.0010	0.00016	1	08/08/24 10:21	08/09/24 19:18	7439-92-1	
Lithium	**0.0025J**	mg/L	0.030	0.0016	1	08/08/24 10:21	08/13/24 12:43	7439-93-2	
Molybdenum	**0.0010J**	mg/L	0.010	0.00062	1	08/08/24 10:21	08/09/24 19:18	7439-98-7	
Selenium	ND	mg/L	0.0050	0.00096	1	08/08/24 10:21	08/09/24 19:18	7782-49-2	
Thallium	ND	mg/L	0.0010	0.00038	1	08/08/24 10:21	08/13/24 12:43	7440-28-0	
7470 Mercury	Analytical Method: EPA 7470A Preparation Method: EPA 7470A Pace Analytical Services - Peachtree Corners, GA								
Mercury	ND	mg/L	0.00020	0.00013	1	08/12/24 13:00	08/12/24 16:29	7439-97-6	
2540C Total Dissolved Solids	Analytical Method: SM 2540C-2015 Pace Analytical Services - Peachtree Corners, GA								
Total Dissolved Solids	**283**	mg/L	25.0	25.0	1		08/09/24 11:43		
300.0 IC Anions 28 Days	Analytical Method: EPA 300.0 Rev 2.1 1993 Pace Analytical Services - Asheville								
Chloride	**4.0**	mg/L	1.0	0.60	1		08/09/24 05:05	16887-00-6	
Fluoride	**0.21**	mg/L	0.10	0.050	1		08/09/24 05:05	16984-48-8	
Sulfate	**25.5**	mg/L	1.0	0.50	1		08/09/24 05:05	14808-79-8	

This report shall not be reproduced, except in full,
without the written consent of Pace Analytical Services, LLC.

Pace Analytical Services, LLC
9800 Kincey Ave. Suite 100
Huntersville, NC 28078
(704)875-9092

ANALYTICAL RESULTS

Project: Plant Hammond Pooled Upgradien
Pace Project No.: 92746292

Sample: HAM-HGWA-44D **Lab ID: 92746292002** Collected: 08/06/24 10:03 Received: 08/07/24 12:25 Matrix: Water

Parameters	Results	Units	Report Limit	MDL	DF	Prepared	Analyzed	CAS No.	Qual
6010D ATL ICP	Analytical Method: EPA 6010D Preparation Method: EPA 3010A Pace Analytical Services - Peachtree Corners, GA								
Calcium	**7.1**	mg/L	1.0	0.12	1	08/09/24 11:23	08/15/24 23:41	7440-70-2	
6020 MET ICPMS	Analytical Method: EPA 6020B Preparation Method: EPA 3005A Pace Analytical Services - Peachtree Corners, GA								
Antimony	ND	mg/L	0.0030	0.00054	1	08/08/24 10:21	08/09/24 19:22	7440-36-0	
Arsenic	ND	mg/L	0.0050	0.00084	1	08/08/24 10:21	08/09/24 19:22	7440-38-2	
Barium	**0.11**	mg/L	0.0050	0.00047	1	08/08/24 10:21	08/13/24 12:46	7440-39-3	
Beryllium	ND	mg/L	0.00050	0.000094	1	08/08/24 10:21	08/13/24 12:46	7440-41-7	
Boron	**0.52**	mg/L	0.040	0.012	1	08/08/24 10:21	08/13/24 12:46	7440-42-8	
Cadmium	ND	mg/L	0.00050	0.00010	1	08/08/24 10:21	08/09/24 19:22	7440-43-9	
Chromium	ND	mg/L	0.0050	0.0019	1	08/08/24 10:21	08/09/24 19:22	7440-47-3	
Cobalt	ND	mg/L	0.0050	0.00032	1	08/08/24 10:21	08/09/24 19:22	7440-48-4	
Lead	ND	mg/L	0.0010	0.00016	1	08/08/24 10:21	08/09/24 19:22	7439-92-1	
Lithium	**0.10**	mg/L	0.030	0.0016	1	08/08/24 10:21	08/13/24 12:46	7439-93-2	
Molybdenum	**0.00079J**	mg/L	0.010	0.00062	1	08/08/24 10:21	08/09/24 19:22	7439-98-7	
Selenium	ND	mg/L	0.0050	0.00096	1	08/08/24 10:21	08/09/24 19:22	7782-49-2	
Thallium	ND	mg/L	0.0010	0.00038	1	08/08/24 10:21	08/13/24 12:46	7440-28-0	
7470 Mercury	Analytical Method: EPA 7470A Preparation Method: EPA 7470A Pace Analytical Services - Peachtree Corners, GA								
Mercury	ND	mg/L	0.00020	0.00013	1	08/12/24 13:00	08/12/24 16:32	7439-97-6	
2540C Total Dissolved Solids	Analytical Method: SM 2540C-2015 Pace Analytical Services - Peachtree Corners, GA								
Total Dissolved Solids	**380**	mg/L	25.0	25.0	1		08/09/24 11:43		
300.0 IC Anions 28 Days	Analytical Method: EPA 300.0 Rev 2.1 1993 Pace Analytical Services - Asheville								
Chloride	**30.2**	mg/L	1.0	0.60	1		08/09/24 05:19	16887-00-6	
Fluoride	**1.3**	mg/L	0.10	0.050	1		08/09/24 05:19	16984-48-8	
Sulfate	**0.86J**	mg/L	1.0	0.50	1		08/09/24 05:19	14808-79-8	

This report shall not be reproduced, except in full,
without the written consent of Pace Analytical Services, LLC.

Pace Analytical Services, LLC
9800 Kincey Ave. Suite 100
Huntersville, NC 28078
(704)875-9092

ANALYTICAL RESULTS

Project: Plant Hammond Pooled Upgradien
Pace Project No.: 92746292

Sample: HAM-UGRD-FD-01 **Lab ID: 92746292003** Collected: 08/06/24 00:00 Received: 08/07/24 12:25 Matrix: Water

Parameters	Results	Units	Report Limit	MDL	DF	Prepared	Analyzed	CAS No.	Qual
6010D ATL ICP	Analytical Method: EPA 6010D Preparation Method: EPA 3010A Pace Analytical Services - Peachtree Corners, GA								
Calcium	**56.9**	mg/L	1.0	0.12	1	08/10/24 14:24	08/15/24 20:07	7440-70-2	
6020 MET ICPMS	Analytical Method: EPA 6020B Preparation Method: EPA 3005A Pace Analytical Services - Peachtree Corners, GA								
Antimony	ND	mg/L	0.0030	0.00054	1	08/08/24 10:21	08/09/24 19:26	7440-36-0	
Arsenic	ND	mg/L	0.0050	0.00084	1	08/08/24 10:21	08/09/24 19:26	7440-38-2	
Barium	**0.28**	mg/L	0.0050	0.00047	1	08/08/24 10:21	08/13/24 12:50	7440-39-3	
Beryllium	ND	mg/L	0.00050	0.000094	1	08/08/24 10:21	08/13/24 12:50	7440-41-7	
Boron	**0.043**	mg/L	0.040	0.012	1	08/08/24 10:21	08/13/24 12:50	7440-42-8	
Cadmium	ND	mg/L	0.00050	0.00010	1	08/08/24 10:21	08/09/24 19:26	7440-43-9	
Chromium	ND	mg/L	0.0050	0.0019	1	08/08/24 10:21	08/09/24 19:26	7440-47-3	
Cobalt	ND	mg/L	0.0050	0.00032	1	08/08/24 10:21	08/09/24 19:26	7440-48-4	
Lead	ND	mg/L	0.0010	0.00016	1	08/08/24 10:21	08/09/24 19:26	7439-92-1	
Lithium	**0.0027J**	mg/L	0.030	0.0016	1	08/08/24 10:21	08/13/24 12:50	7439-93-2	
Molybdenum	**0.00096J**	mg/L	0.010	0.00062	1	08/08/24 10:21	08/09/24 19:26	7439-98-7	
Selenium	ND	mg/L	0.0050	0.00096	1	08/08/24 10:21	08/09/24 19:26	7782-49-2	
Thallium	ND	mg/L	0.0010	0.00038	1	08/08/24 10:21	08/13/24 12:50	7440-28-0	
7470 Mercury	Analytical Method: EPA 7470A Preparation Method: EPA 7470A Pace Analytical Services - Peachtree Corners, GA								
Mercury	ND	mg/L	0.00020	0.00013	1	08/12/24 13:00	08/12/24 16:34	7439-97-6	
2540C Total Dissolved Solids	Analytical Method: SM 2540C-2015 Pace Analytical Services - Peachtree Corners, GA								
Total Dissolved Solids	**295**	mg/L	25.0	25.0	1		08/09/24 11:44		
300.0 IC Anions 28 Days	Analytical Method: EPA 300.0 Rev 2.1 1993 Pace Analytical Services - Asheville								
Chloride	**4.1**	mg/L	1.0	0.60	1		08/09/24 05:34	16887-00-6	
Fluoride	**0.21**	mg/L	0.10	0.050	1		08/09/24 05:34	16984-48-8	
Sulfate	**25.0**	mg/L	1.0	0.50	1		08/09/24 05:34	14808-79-8	

This report shall not be reproduced, except in full,
without the written consent of Pace Analytical Services, LLC.

Pace Analytical Services, LLC
9800 Kincey Ave. Suite 100
Huntersville, NC 28078
(704)875-9092

ANALYTICAL RESULTS

Project: Plant Hammond Pooled Upgradien
Pace Project No.: 92746292

Sample: HAM-UGRD-EB-01 **Lab ID: 92746292004** Collected: 08/06/24 17:15 Received: 08/07/24 12:25 Matrix: Water

Parameters	Results	Units	Report Limit	MDL	DF	Prepared	Analyzed	CAS No.	Qual
6010D ATL ICP	Analytical Method: EPA 6010D Preparation Method: EPA 3010A Pace Analytical Services - Peachtree Corners, GA								
Calcium	ND	mg/L	1.0	0.12	1	08/10/24 14:24	08/15/24 20:17	7440-70-2	
6020 MET ICPMS	Analytical Method: EPA 6020B Preparation Method: EPA 3005A Pace Analytical Services - Peachtree Corners, GA								
Antimony	ND	mg/L	0.0030	0.00054	1	08/08/24 10:21	08/09/24 19:30	7440-36-0	
Arsenic	ND	mg/L	0.0050	0.00084	1	08/08/24 10:21	08/09/24 19:30	7440-38-2	
Barium	ND	mg/L	0.0050	0.00047	1	08/08/24 10:21	08/13/24 12:54	7440-39-3	
Beryllium	ND	mg/L	0.00050	0.000094	1	08/08/24 10:21	08/13/24 12:54	7440-41-7	
Boron	ND	mg/L	0.040	0.012	1	08/08/24 10:21	08/13/24 12:54	7440-42-8	
Cadmium	ND	mg/L	0.00050	0.00010	1	08/08/24 10:21	08/09/24 19:30	7440-43-9	
Chromium	ND	mg/L	0.0050	0.0019	1	08/08/24 10:21	08/09/24 19:30	7440-47-3	
Cobalt	ND	mg/L	0.0050	0.00032	1	08/08/24 10:21	08/09/24 19:30	7440-48-4	
Lead	ND	mg/L	0.0010	0.00016	1	08/08/24 10:21	08/09/24 19:30	7439-92-1	
Lithium	ND	mg/L	0.030	0.0016	1	08/08/24 10:21	08/13/24 12:54	7439-93-2	
Molybdenum	ND	mg/L	0.010	0.00062	1	08/08/24 10:21	08/09/24 19:30	7439-98-7	
Selenium	ND	mg/L	0.0050	0.00096	1	08/08/24 10:21	08/09/24 19:30	7782-49-2	
Thallium	ND	mg/L	0.0010	0.00038	1	08/08/24 10:21	08/13/24 12:54	7440-28-0	
7470 Mercury	Analytical Method: EPA 7470A Preparation Method: EPA 7470A Pace Analytical Services - Peachtree Corners, GA								
Mercury	ND	mg/L	0.00020	0.00013	1	08/12/24 13:00	08/12/24 16:37	7439-97-6	
2540C Total Dissolved Solids	Analytical Method: SM 2540C-2015 Pace Analytical Services - Peachtree Corners, GA								
Total Dissolved Solids	**41.0**	mg/L	25.0	25.0	1		08/09/24 11:44		D6
300.0 IC Anions 28 Days	Analytical Method: EPA 300.0 Rev 2.1 1993 Pace Analytical Services - Asheville								
Chloride	ND	mg/L	1.0	0.60	1		08/08/24 22:43	16887-00-6	
Fluoride	ND	mg/L	0.10	0.050	1		08/08/24 22:43	16984-48-8	
Sulfate	ND	mg/L	1.0	0.50	1		08/08/24 22:43	14808-79-8	

This report shall not be reproduced, except in full,
without the written consent of Pace Analytical Services, LLC.

Pace Analytical Services, LLC
9800 Kincey Ave. Suite 100
Huntersville, NC 28078
(704)875-9092

ANALYTICAL RESULTS

Project: Plant Hammond Pooled Upgradien
Pace Project No.: 92746292

Sample: HAM-UGRD-FB-01 **Lab ID: 92746292005** Collected: 08/06/24 17:10 Received: 08/07/24 12:25 Matrix: Water

Parameters	Results	Units	Report Limit	MDL	DF	Prepared	Analyzed	CAS No.	Qual
6010D ATL ICP	Analytical Method: EPA 6010D Preparation Method: EPA 3010A Pace Analytical Services - Peachtree Corners, GA								
Calcium	ND	mg/L	1.0	0.12	1	08/10/24 14:24	08/15/24 20:21	7440-70-2	
6020 MET ICPMS	Analytical Method: EPA 6020B Preparation Method: EPA 3005A Pace Analytical Services - Peachtree Corners, GA								
Antimony	ND	mg/L	0.0030	0.00054	1	08/08/24 10:21	08/09/24 19:34	7440-36-0	
Arsenic	ND	mg/L	0.0050	0.00084	1	08/08/24 10:21	08/09/24 19:34	7440-38-2	
Barium	ND	mg/L	0.0050	0.00047	1	08/08/24 10:21	08/13/24 12:57	7440-39-3	
Beryllium	ND	mg/L	0.00050	0.000094	1	08/08/24 10:21	08/13/24 12:57	7440-41-7	
Boron	ND	mg/L	0.040	0.012	1	08/08/24 10:21	08/13/24 12:57	7440-42-8	
Cadmium	ND	mg/L	0.00050	0.00010	1	08/08/24 10:21	08/09/24 19:34	7440-43-9	
Chromium	ND	mg/L	0.0050	0.0019	1	08/08/24 10:21	08/09/24 19:34	7440-47-3	
Cobalt	ND	mg/L	0.0050	0.00032	1	08/08/24 10:21	08/09/24 19:34	7440-48-4	
Lead	ND	mg/L	0.0010	0.00016	1	08/08/24 10:21	08/09/24 19:34	7439-92-1	
Lithium	ND	mg/L	0.030	0.0016	1	08/08/24 10:21	08/13/24 12:57	7439-93-2	
Molybdenum	ND	mg/L	0.010	0.00062	1	08/08/24 10:21	08/09/24 19:34	7439-98-7	
Selenium	ND	mg/L	0.0050	0.00096	1	08/08/24 10:21	08/09/24 19:34	7782-49-2	
Thallium	ND	mg/L	0.0010	0.00038	1	08/08/24 10:21	08/13/24 12:57	7440-28-0	
7470 Mercury	Analytical Method: EPA 7470A Preparation Method: EPA 7470A Pace Analytical Services - Peachtree Corners, GA								
Mercury	ND	mg/L	0.00020	0.00013	1	08/12/24 13:00	08/12/24 16:39	7439-97-6	
2540C Total Dissolved Solids	Analytical Method: SM 2540C-2015 Pace Analytical Services - Peachtree Corners, GA								
Total Dissolved Solids	**135**	mg/L	25.0	25.0	1		08/09/24 11:45		
300.0 IC Anions 28 Days	Analytical Method: EPA 300.0 Rev 2.1 1993 Pace Analytical Services - Asheville								
Chloride	ND	mg/L	1.0	0.60	1		08/08/24 22:57	16887-00-6	
Fluoride	ND	mg/L	0.10	0.050	1		08/08/24 22:57	16984-48-8	
Sulfate	ND	mg/L	1.0	0.50	1		08/08/24 22:57	14808-79-8	

This report shall not be reproduced, except in full,
without the written consent of Pace Analytical Services, LLC.

Pace Analytical Services, LLC
9800 Kincey Ave. Suite 100
Huntersville, NC 28078
(704)875-9092

ANALYTICAL RESULTS

Project: Plant Hammond Pooled Upgradien
Pace Project No.: 92746292

Sample: HAM-HGWA-1 **Lab ID: 92746292006** Collected: 08/05/24 16:37 Received: 08/07/24 12:25 Matrix: Water

Parameters	Results	Units	Report Limit	MDL	DF	Prepared	Analyzed	CAS No.	Qual
6010D ATL ICP	Analytical Method: EPA 6010D Preparation Method: EPA 3010A Pace Analytical Services - Peachtree Corners, GA								
Calcium	**113**	mg/L	1.0	0.12	1	08/10/24 14:24	08/15/24 20:25	7440-70-2	M1
6020 MET ICPMS	Analytical Method: EPA 6020B Preparation Method: EPA 3005A Pace Analytical Services - Peachtree Corners, GA								
Antimony	ND	mg/L	0.0030	0.00054	1	08/08/24 10:21	08/09/24 19:39	7440-36-0	
Arsenic	ND	mg/L	0.0050	0.00084	1	08/08/24 10:21	08/09/24 19:39	7440-38-2	
Barium	**0.032**	mg/L	0.0050	0.00047	1	08/08/24 10:21	08/13/24 13:01	7440-39-3	
Beryllium	ND	mg/L	0.00050	0.000094	1	08/08/24 10:21	08/13/24 13:01	7440-41-7	
Boron	**0.020J**	mg/L	0.040	0.012	1	08/08/24 10:21	08/13/24 13:01	7440-42-8	
Cadmium	ND	mg/L	0.00050	0.00010	1	08/08/24 10:21	08/09/24 19:39	7440-43-9	
Chromium	ND	mg/L	0.0050	0.0019	1	08/08/24 10:21	08/09/24 19:39	7440-47-3	
Cobalt	**0.00055J**	mg/L	0.0050	0.00032	1	08/08/24 10:21	08/09/24 19:39	7440-48-4	
Lead	ND	mg/L	0.0010	0.00016	1	08/08/24 10:21	08/09/24 19:39	7439-92-1	
Lithium	ND	mg/L	0.030	0.0016	1	08/08/24 10:21	08/13/24 13:01	7439-93-2	
Molybdenum	ND	mg/L	0.010	0.00062	1	08/08/24 10:21	08/09/24 19:39	7439-98-7	
Selenium	ND	mg/L	0.0050	0.00096	1	08/08/24 10:21	08/09/24 19:39	7782-49-2	
Thallium	ND	mg/L	0.0010	0.00038	1	08/08/24 10:21	08/13/24 13:01	7440-28-0	
7470 Mercury	Analytical Method: EPA 7470A Preparation Method: EPA 7470A Pace Analytical Services - Peachtree Corners, GA								
Mercury	ND	mg/L	0.00020	0.00013	1	08/12/24 13:00	08/12/24 16:42	7439-97-6	
2540C Total Dissolved Solids	Analytical Method: SM 2540C-2015 Pace Analytical Services - Peachtree Corners, GA								
Total Dissolved Solids	**444**	mg/L	25.0	25.0	1		08/08/24 12:18		
300.0 IC Anions 28 Days	Analytical Method: EPA 300.0 Rev 2.1 1993 Pace Analytical Services - Asheville								
Chloride	**8.7**	mg/L	1.0	0.60	1		08/09/24 06:36	16887-00-6	
Fluoride	**0.11**	mg/L	0.10	0.050	1		08/09/24 06:36	16984-48-8	
Sulfate	**49.4**	mg/L	1.0	0.50	1		08/09/24 06:36	14808-79-8	M1

This report shall not be reproduced, except in full,
without the written consent of Pace Analytical Services, LLC.

Pace Analytical Services, LLC
9800 Kincey Ave. Suite 100
Huntersville, NC 28078
(704)875-9092

ANALYTICAL RESULTS

Project: Plant Hammond Pooled Upgradien
Pace Project No.: 92746292

Sample: HAM-HGWA-2 **Lab ID: 92746292007** Collected: 08/05/24 16:30 Received: 08/07/24 12:25 Matrix: Water

Parameters	Results	Units	Report Limit	MDL	DF	Prepared	Analyzed	CAS No.	Qual
6010D ATL ICP	Analytical Method: EPA 6010D Preparation Method: EPA 3010A Pace Analytical Services - Peachtree Corners, GA								
Calcium	**34.7**	mg/L	1.0	0.12	1	08/10/24 14:24	08/15/24 20:38	7440-70-2	
6020 MET ICPMS	Analytical Method: EPA 6020B Preparation Method: EPA 3005A Pace Analytical Services - Peachtree Corners, GA								
Antimony	ND	mg/L	0.0030	0.00054	1	08/08/24 10:21	08/09/24 19:43	7440-36-0	
Arsenic	ND	mg/L	0.0050	0.00084	1	08/08/24 10:21	08/09/24 19:43	7440-38-2	
Barium	**0.062**	mg/L	0.0050	0.00047	1	08/08/24 10:21	08/13/24 13:05	7440-39-3	
Beryllium	**0.00026J**	mg/L	0.00050	0.000094	1	08/08/24 10:21	08/13/24 13:05	7440-41-7	
Boron	**0.057**	mg/L	0.040	0.012	1	08/08/24 10:21	08/13/24 13:05	7440-42-8	
Cadmium	**0.00026J**	mg/L	0.00050	0.00010	1	08/08/24 10:21	08/09/24 19:43	7440-43-9	
Chromium	ND	mg/L	0.0050	0.0019	1	08/08/24 10:21	08/09/24 19:43	7440-47-3	
Cobalt	**0.032**	mg/L	0.0050	0.00032	1	08/08/24 10:21	08/09/24 19:43	7440-48-4	
Lead	ND	mg/L	0.0010	0.00016	1	08/08/24 10:21	08/09/24 19:43	7439-92-1	
Lithium	**0.0019J**	mg/L	0.030	0.0016	1	08/08/24 10:21	08/13/24 13:05	7439-93-2	
Molybdenum	ND	mg/L	0.010	0.00062	1	08/08/24 10:21	08/09/24 19:43	7439-98-7	
Selenium	**0.0013J**	mg/L	0.0050	0.00096	1	08/08/24 10:21	08/09/24 19:43	7782-49-2	
Thallium	ND	mg/L	0.0010	0.00038	1	08/08/24 10:21	08/13/24 13:05	7440-28-0	
7470 Mercury	Analytical Method: EPA 7470A Preparation Method: EPA 7470A Pace Analytical Services - Peachtree Corners, GA								
Mercury	ND	mg/L	0.00020	0.00013	1	08/12/24 13:00	08/12/24 16:45	7439-97-6	
2540C Total Dissolved Solids	Analytical Method: SM 2540C-2015 Pace Analytical Services - Peachtree Corners, GA								
Total Dissolved Solids	**217**	mg/L	25.0	25.0	1		08/08/24 12:18		
300.0 IC Anions 28 Days	Analytical Method: EPA 300.0 Rev 2.1 1993 Pace Analytical Services - Asheville								
Chloride	**7.9**	mg/L	1.0	0.60	1		08/09/24 07:19	16887-00-6	
Fluoride	**0.12**	mg/L	0.10	0.050	1		08/09/24 07:19	16984-48-8	
Sulfate	**87.2**	mg/L	2.0	1.0	2		08/09/24 15:44	14808-79-8	

This report shall not be reproduced, except in full,
without the written consent of Pace Analytical Services, LLC.

Pace Analytical Services, LLC
9800 Kincey Ave. Suite 100
Huntersville, NC 28078
(704)875-9092

ANALYTICAL RESULTS

Project: Plant Hammond Pooled Upgradien
Pace Project No.: 92746292

Sample: HAM-HGWA-3 **Lab ID: 92746292008** Collected: 08/05/24 16:33 Received: 08/07/24 12:25 Matrix: Water

Parameters	Results	Units	Report Limit	MDL	DF	Prepared	Analyzed	CAS No.	Qual
6010D ATL ICP	Analytical Method: EPA 6010D Preparation Method: EPA 3010A Pace Analytical Services - Peachtree Corners, GA								
Calcium	**83.3**	mg/L	1.0	0.12	1	08/10/24 14:24	08/15/24 20:42	7440-70-2	
6020 MET ICPMS	Analytical Method: EPA 6020B Preparation Method: EPA 3005A Pace Analytical Services - Peachtree Corners, GA								
Antimony	ND	mg/L	0.0030	0.00054	1	08/08/24 10:21	08/09/24 19:47	7440-36-0	
Arsenic	ND	mg/L	0.0050	0.00084	1	08/08/24 10:21	08/09/24 19:47	7440-38-2	
Barium	**0.13**	mg/L	0.0050	0.00047	1	08/08/24 10:21	08/13/24 13:08	7440-39-3	
Beryllium	ND	mg/L	0.00050	0.000094	1	08/08/24 10:21	08/13/24 13:08	7440-41-7	
Boron	ND	mg/L	0.040	0.012	1	08/08/24 10:21	08/13/24 13:08	7440-42-8	
Cadmium	ND	mg/L	0.00050	0.00010	1	08/08/24 10:21	08/09/24 19:47	7440-43-9	
Chromium	ND	mg/L	0.0050	0.0019	1	08/08/24 10:21	08/09/24 19:47	7440-47-3	
Cobalt	ND	mg/L	0.0050	0.00032	1	08/08/24 10:21	08/09/24 19:47	7440-48-4	
Lead	ND	mg/L	0.0010	0.00016	1	08/08/24 10:21	08/09/24 19:47	7439-92-1	
Lithium	**0.0034J**	mg/L	0.030	0.0016	1	08/08/24 10:21	08/13/24 13:08	7439-93-2	
Molybdenum	ND	mg/L	0.010	0.00062	1	08/08/24 10:21	08/09/24 19:47	7439-98-7	
Selenium	ND	mg/L	0.0050	0.00096	1	08/08/24 10:21	08/09/24 19:47	7782-49-2	
Thallium	ND	mg/L	0.0010	0.00038	1	08/08/24 10:21	08/13/24 13:08	7440-28-0	
7470 Mercury	Analytical Method: EPA 7470A Preparation Method: EPA 7470A Pace Analytical Services - Peachtree Corners, GA								
Mercury	ND	mg/L	0.00020	0.00013	1	08/12/24 13:00	08/12/24 16:47	7439-97-6	
2540C Total Dissolved Solids	Analytical Method: SM 2540C-2015 Pace Analytical Services - Peachtree Corners, GA								
Total Dissolved Solids	**304**	mg/L	25.0	25.0	1		08/08/24 12:18		
300.0 IC Anions 28 Days	Analytical Method: EPA 300.0 Rev 2.1 1993 Pace Analytical Services - Asheville								
Chloride	**5.2**	mg/L	1.0	0.60	1		08/09/24 07:33	16887-00-6	
Fluoride	**0.077J**	mg/L	0.10	0.050	1		08/09/24 07:33	16984-48-8	
Sulfate	**31.1**	mg/L	1.0	0.50	1		08/09/24 07:33	14808-79-8	

This report shall not be reproduced, except in full,
without the written consent of Pace Analytical Services, LLC.

Pace Analytical Services, LLC
9800 Kincey Ave. Suite 100
Huntersville, NC 28078
(704)875-9092

QUALITY CONTROL DATA

Project: Plant Hammond Pooled Upgradien
Pace Project No.: 92746292

QC Batch: 874538
QC Batch Method: EPA 3010A
Analysis Method: EPA 6010D
Analysis Description: 6010D ATL
Laboratory: Pace Analytical Services - Peachtree Corners, GA
Associated Lab Samples: 92746292001, 92746292002

METHOD BLANK: 4505177 Matrix: Water
Associated Lab Samples: 92746292001, 92746292002

Parameter	Units	Blank Result	Reporting Limit	MDL	Analyzed	Qualifiers
Calcium	mg/L	ND	1.0	0.12	08/15/24 21:56	

LABORATORY CONTROL SAMPLE: 4505178

Parameter	Units	Spike Conc.	LCS Result	LCS % Rec	% Rec Limits	Qualifiers
Calcium	mg/L	1	1.1	106	80-120	

MATRIX SPIKE & MATRIX SPIKE DUPLICATE: 4505179 4505180

Parameter	Units	92746435001 Result	MS Spike Conc.	MSD Spike Conc.	MS Result	MSD Result	MS % Rec	MSD % Rec	% Rec Limits	RPD	Max RPD	Qual
Calcium	mg/L	211000 ug/L	1	1	207	205	-381	-564	75-125	1	20	M1

Results presented on this page are in the units indicated by the "Units" column except where an alternate unit is presented to the right of the result.

REPORT OF LABORATORY ANALYSIS

This report shall not be reproduced, except in full,
without the written consent of Pace Analytical Services, LLC.

Pace Analytical Services, LLC
9800 Kincey Ave. Suite 100
Huntersville, NC 28078
(704)875-9092

QUALITY CONTROL DATA

Project: Plant Hammond Pooled Upgradien
Pace Project No.: 92746292

QC Batch: 874768
QC Batch Method: EPA 3010A
Analysis Method: EPA 6010D
Analysis Description: 6010D ATL
Laboratory: Pace Analytical Services - Peachtree Corners, GA
Associated Lab Samples: 92746292003, 92746292004, 92746292005, 92746292006, 92746292007, 92746292008

METHOD BLANK: 4506473
Matrix: Water
Associated Lab Samples: 92746292003, 92746292004, 92746292005, 92746292006, 92746292007, 92746292008

Parameter	Units	Blank Result	Reporting Limit	MDL	Analyzed	Qualifiers
Calcium	mg/L	ND	1.0	0.12	08/15/24 20:00	

LABORATORY CONTROL SAMPLE: 4506474

Parameter	Units	Spike Conc.	LCS Result	LCS % Rec	% Rec Limits	Qualifiers
Calcium	mg/L	1	1.0	104	80-120	

MATRIX SPIKE & MATRIX SPIKE DUPLICATE: 4506475 4506476

Parameter	Units	92746292006 Result	MS Spike Conc.	MSD Spike Conc.	MS Result	MSD Result	MS % Rec	MSD % Rec	% Rec Limits	RPD	Max RPD	Qual
Calcium	mg/L	113	1	1	112	114	-137	107	75-125	2	20	M1

Results presented on this page are in the units indicated by the "Units" column except where an alternate unit is presented to the right of the result.

REPORT OF LABORATORY ANALYSIS

This report shall not be reproduced, except in full,
without the written consent of Pace Analytical Services, LLC.

Pace Analytical Services, LLC
9800 Kincey Ave. Suite 100
Huntersville, NC 28078
(704)875-9092

QUALITY CONTROL DATA

Project: Plant Hammond Pooled Upgradien
Pace Project No.: 92746292

QC Batch: 874205
QC Batch Method: EPA 3005A
Analysis Method: EPA 6020B
Analysis Description: 6020 MET
Laboratory: Pace Analytical Services - Peachtree Corners, GA
Associated Lab Samples: 92746292001, 92746292002, 92746292003, 92746292004, 92746292005, 92746292006, 92746292007, 92746292008

METHOD BLANK: 4503459
Matrix: Water
Associated Lab Samples: 92746292001, 92746292002, 92746292003, 92746292004, 92746292005, 92746292006, 92746292007, 92746292008

Parameter	Units	Blank Result	Reporting Limit	MDL	Analyzed	Qualifiers
Antimony	mg/L	ND	0.0030	0.00054	08/09/24 18:24	
Arsenic	mg/L	ND	0.0050	0.00084	08/09/24 18:24	
Barium	mg/L	ND	0.0050	0.00047	08/09/24 18:24	
Beryllium	mg/L	ND	0.00050	0.000094	08/09/24 18:24	
Boron	mg/L	ND	0.040	0.012	08/09/24 18:24	
Cadmium	mg/L	ND	0.00050	0.00010	08/09/24 18:24	
Chromium	mg/L	ND	0.0050	0.0019	08/09/24 18:24	
Cobalt	mg/L	ND	0.0050	0.00032	08/09/24 18:24	
Lead	mg/L	ND	0.0010	0.00016	08/09/24 18:24	
Lithium	mg/L	ND	0.030	0.0016	08/09/24 18:24	
Molybdenum	mg/L	ND	0.010	0.00062	08/09/24 18:24	
Selenium	mg/L	ND	0.0050	0.00096	08/09/24 18:24	
Thallium	mg/L	ND	0.0010	0.00038	08/09/24 18:24	

LABORATORY CONTROL SAMPLE: 4503460

Parameter	Units	Spike Conc.	LCS Result	LCS % Rec	% Rec Limits	Qualifiers
Antimony	mg/L	0.1	0.094	94	80-120	
Arsenic	mg/L	0.1	0.10	104	80-120	
Barium	mg/L	0.1	0.093	93	80-120	
Beryllium	mg/L	0.1	0.11	106	80-120	
Boron	mg/L	1	1.1	105	80-120	
Cadmium	mg/L	0.1	0.10	100	80-120	
Chromium	mg/L	0.1	0.096	96	80-120	
Cobalt	mg/L	0.1	0.099	99	80-120	
Lead	mg/L	0.1	0.096	96	80-120	
Lithium	mg/L	0.1	0.10	104	80-120	
Molybdenum	mg/L	0.1	0.093	93	80-120	
Selenium	mg/L	0.1	0.10	103	80-120	
Thallium	mg/L	0.1	0.087	87	80-120	

MATRIX SPIKE & MATRIX SPIKE DUPLICATE: 4503461 4503462

Parameter	Units	92746286001 Result	MS Spike Conc.	MSD Spike Conc.	MS Result	MSD Result	MS % Rec	MSD % Rec	% Rec Limits	RPD	Max RPD	Qual
Antimony	mg/L	ND	0.1	0.1	0.099	0.096	99	96	75-125	2	20	

Results presented on this page are in the units indicated by the "Units" column except where an alternate unit is presented to the right of the result.

REPORT OF LABORATORY ANALYSIS

This report shall not be reproduced, except in full,
without the written consent of Pace Analytical Services, LLC.

Pace Analytical Services, LLC
9800 Kincey Ave. Suite 100
Huntersville, NC 28078
(704)875-9092

QUALITY CONTROL DATA

Project: Plant Hammond Pooled Upgradien
Pace Project No.: 92746292

MATRIX SPIKE & MATRIX SPIKE DUPLICATE: 4503461 4503462

Parameter	Units	92746286001 Result	MS Spike Conc.	MSD Spike Conc.	MS Result	MSD Result	MS % Rec	MSD % Rec	% Rec Limits	RPD	Max RPD	Qual
Arsenic	mg/L	ND	0.1	0.1	0.10	0.10	102	103	75-125	1	20	
Barium	mg/L	0.50	0.1	0.1	0.62	0.63	120	128	75-125	1	20	M1
Beryllium	mg/L	ND	0.1	0.1	0.099	0.096	99	96	75-125	3	20	
Boron	mg/L	0.16	1	1	1.2	1.1	100	99	75-125	1	20	
Cadmium	mg/L	ND	0.1	0.1	0.10	0.10	100	100	75-125	0	20	
Chromium	mg/L	ND	0.1	0.1	0.10	0.099	100	99	75-125	1	20	
Cobalt	mg/L	ND	0.1	0.1	0.10	0.10	101	101	75-125	0	20	
Lead	mg/L	ND	0.1	0.1	0.093	0.093	93	93	75-125	0	20	
Lithium	mg/L	0.0048J	0.1	0.1	0.10	0.11	98	100	75-125	2	20	
Molybdenum	mg/L	ND	0.1	0.1	0.10	0.098	99	97	75-125	2	20	
Selenium	mg/L	ND	0.1	0.1	0.099	0.099	99	99	75-125	0	20	
Thallium	mg/L	ND	0.1	0.1	0.088	0.086	88	86	75-125	2	20	

Results presented on this page are in the units indicated by the "Units" column except where an alternate unit is presented to the right of the result.

This report shall not be reproduced, except in full,
without the written consent of Pace Analytical Services, LLC.

Pace Analytical Services, LLC
9800 Kincey Ave. Suite 100
Huntersville, NC 28078
(704)875-9092

QUALITY CONTROL DATA

Project: Plant Hammond Pooled Upgradien
Pace Project No.: 92746292

QC Batch: 874947
QC Batch Method: EPA 7470A
Analysis Method: EPA 7470A
Analysis Description: 7470 Mercury
Laboratory: Pace Analytical Services - Peachtree Corners, GA
Associated Lab Samples: 92746292001, 92746292002, 92746292003, 92746292004, 92746292005, 92746292006, 92746292007, 92746292008

METHOD BLANK: 4506909
Matrix: Water
Associated Lab Samples: 92746292001, 92746292002, 92746292003, 92746292004, 92746292005, 92746292006, 92746292007, 92746292008

Parameter	Units	Blank Result	Reporting Limit	MDL	Analyzed	Qualifiers
Mercury	mg/L	ND	0.00020	0.00013	08/12/24 15:59	

LABORATORY CONTROL SAMPLE: 4506910

Parameter	Units	Spike Conc.	LCS Result	LCS % Rec	% Rec Limits	Qualifiers
Mercury	mg/L	0.0025	0.0024	96	80-120	

MATRIX SPIKE & MATRIX SPIKE DUPLICATE: 4506911 4506912

Parameter	Units	92746435001 Result	MS Spike Conc.	MSD Spike Conc.	MS Result	MSD Result	MS % Rec	MSD % Rec	% Rec Limits	RPD	Max RPD	Qual
Mercury	mg/L	ND	0.0025	0.0025	0.0025	0.0017	101	67	75-125	41	20	M1,R1

Results presented on this page are in the units indicated by the "Units" column except where an alternate unit is presented to the right of the result.

REPORT OF LABORATORY ANALYSIS

This report shall not be reproduced, except in full,
without the written consent of Pace Analytical Services, LLC.

Pace Analytical Services, LLC
9800 Kincey Ave. Suite 100
Huntersville, NC 28078
(704)875-9092

QUALITY CONTROL DATA

Project: Plant Hammond Pooled Upgradien
Pace Project No.: 92746292

QC Batch: 874221
QC Batch Method: SM 2540C-2015
Analysis Method: SM 2540C-2015
Analysis Description: 2540C Total Dissolved Solids
Laboratory: Pace Analytical Services - Peachtree Corners, GA
Associated Lab Samples: 92746292006, 92746292007, 92746292008

METHOD BLANK: 4503508
Matrix: Water
Associated Lab Samples: 92746292006, 92746292007, 92746292008

Parameter	Units	Blank Result	Reporting Limit	MDL	Analyzed	Qualifiers
Total Dissolved Solids	mg/L	ND	25.0	25.0	08/08/24 12:15	

LABORATORY CONTROL SAMPLE: 4503509

Parameter	Units	Spike Conc.	LCS Result	LCS % Rec	% Rec Limits	Qualifiers
Total Dissolved Solids	mg/L	400	405	101	80-120	

SAMPLE DUPLICATE: 4503510

Parameter	Units	92745465014 Result	Dup Result	RPD	Max RPD	Qualifiers
Total Dissolved Solids	mg/L	226	219	3	10	

SAMPLE DUPLICATE: 4503511

Parameter	Units	92745784003 Result	Dup Result	RPD	Max RPD	Qualifiers
Total Dissolved Solids	mg/L	102	107	5	10	

Results presented on this page are in the units indicated by the "Units" column except where an alternate unit is presented to the right of the result.

This report shall not be reproduced, except in full,
without the written consent of Pace Analytical Services, LLC.

Pace Analytical Services, LLC
9800 Kincey Ave. Suite 100
Huntersville, NC 28078
(704)875-9092

QUALITY CONTROL DATA

Project: Plant Hammond Pooled Upgradien
Pace Project No.: 92746292

QC Batch: 874243
QC Batch Method: SM 2540C-2015
Analysis Method: SM 2540C-2015
Analysis Description: 2540C Total Dissolved Solids
Laboratory: Pace Analytical Services - Peachtree Corners, GA
Associated Lab Samples: 92746292001, 92746292002, 92746292003, 92746292004, 92746292005

METHOD BLANK: 4503653
Matrix: Water
Associated Lab Samples: 92746292001, 92746292002, 92746292003, 92746292004, 92746292005

Parameter	Units	Blank Result	Reporting Limit	MDL	Analyzed	Qualifiers
Total Dissolved Solids	mg/L	ND	25.0	25.0	08/09/24 11:40	

LABORATORY CONTROL SAMPLE: 4503654

Parameter	Units	Spike Conc.	LCS Result	LCS % Rec	% Rec Limits	Qualifiers
Total Dissolved Solids	mg/L	400	418	104	80-120	

SAMPLE DUPLICATE: 4503655

Parameter	Units	92746285004 Result	Dup Result	RPD	Max RPD	Qualifiers
Total Dissolved Solids	mg/L	191	191	0	10	

SAMPLE DUPLICATE: 4503656

Parameter	Units	92746292004 Result	Dup Result	RPD	Max RPD	Qualifiers
Total Dissolved Solids	mg/L	41.0	36.0	13	10	D6

Results presented on this page are in the units indicated by the "Units" column except where an alternate unit is presented to the right of the result.

This report shall not be reproduced, except in full,
without the written consent of Pace Analytical Services, LLC.

Pace Analytical Services, LLC
9800 Kincey Ave. Suite 100
Huntersville, NC 28078
(704)875-9092

QUALITY CONTROL DATA

Project: Plant Hammond Pooled Upgradien
Pace Project No.: 92746292

QC Batch: 874380
QC Batch Method: EPA 300.0 Rev 2.1 1993
Analysis Method: EPA 300.0 Rev 2.1 1993
Analysis Description: 300.0 IC Anions
Laboratory: Pace Analytical Services - Asheville
Associated Lab Samples: 92746292001, 92746292002, 92746292003, 92746292004, 92746292005

METHOD BLANK: 4504473 Matrix: Water
Associated Lab Samples: 92746292001, 92746292002, 92746292003, 92746292004, 92746292005

Parameter	Units	Blank Result	Reporting Limit	MDL	Analyzed	Qualifiers
Chloride	mg/L	ND	1.0	0.60	08/08/24 21:45	
Fluoride	mg/L	ND	0.10	0.050	08/08/24 21:45	
Sulfate	mg/L	ND	1.0	0.50	08/08/24 21:45	

LABORATORY CONTROL SAMPLE: 4504474

Parameter	Units	Spike Conc.	LCS Result	LCS % Rec	% Rec Limits	Qualifiers
Chloride	mg/L	50	51.4	103	90-110	
Fluoride	mg/L	2.5	2.7	106	90-110	
Sulfate	mg/L	50	51.3	103	90-110	

MATRIX SPIKE & MATRIX SPIKE DUPLICATE: 4504475 4504476

Parameter	Units	92746012001 Result	MS Spike Conc.	MSD Spike Conc.	MS Result	MSD Result	MS % Rec	MSD % Rec	% Rec Limits	RPD	Max RPD	Qual
Chloride	mg/L	5.1	50	50	55.2	56.8	100	103	90-110	3	10	
Fluoride	mg/L	0.54	2.5	2.5	3.6	3.7	123	125	90-110	2	10	M1
Sulfate	mg/L	4.5	50	50	54.6	56.4	100	104	90-110	3	10	

MATRIX SPIKE & MATRIX SPIKE DUPLICATE: 4504477 4504478

Parameter	Units	92746286002 Result	MS Spike Conc.	MSD Spike Conc.	MS Result	MSD Result	MS % Rec	MSD % Rec	% Rec Limits	RPD	Max RPD	Qual
Chloride	mg/L	11.6	50	50	61.5	62.9	100	103	90-110	2	10	
Fluoride	mg/L	0.20	2.5	2.5	2.7	2.8	102	105	90-110	3	10	
Sulfate	mg/L	127	50	50	170	173	87	93	90-110	2	10	M1

Results presented on this page are in the units indicated by the "Units" column except where an alternate unit is presented to the right of the result.

This report shall not be reproduced, except in full,
without the written consent of Pace Analytical Services, LLC.

Pace Analytical Services, LLC
9800 Kincey Ave. Suite 100
Huntersville, NC 28078
(704)875-9092

QUALITY CONTROL DATA

Project: Plant Hammond Pooled Upgradien
Pace Project No.: 92746292

QC Batch: 874382
QC Batch Method: EPA 300.0 Rev 2.1 1993
Analysis Method: EPA 300.0 Rev 2.1 1993
Analysis Description: 300.0 IC Anions
Laboratory: Pace Analytical Services - Asheville
Associated Lab Samples: 92746292006, 92746292007, 92746292008

METHOD BLANK: 4504498 Matrix: Water
Associated Lab Samples: 92746292006, 92746292007, 92746292008

Parameter	Units	Blank Result	Reporting Limit	MDL	Analyzed	Qualifiers
Chloride	mg/L	ND	1.0	0.60	08/08/24 22:14	
Fluoride	mg/L	ND	0.10	0.050	08/08/24 22:14	
Sulfate	mg/L	ND	1.0	0.50	08/08/24 22:14	

LABORATORY CONTROL SAMPLE: 4504499

Parameter	Units	Spike Conc.	LCS Result	LCS % Rec	% Rec Limits	Qualifiers
Chloride	mg/L	50	51.3	103	90-110	
Fluoride	mg/L	2.5	2.6	104	90-110	
Sulfate	mg/L	50	51.2	102	90-110	

MATRIX SPIKE & MATRIX SPIKE DUPLICATE: 4504500 4504501

Parameter	Units	92746292006 Result	MS Spike Conc.	MSD Spike Conc.	MS Result	MSD Result	MS % Rec	MSD % Rec	% Rec Limits	RPD	Max RPD	Qual
Chloride	mg/L	8.7	50	50	59.5	60.3	102	103	90-110	1	10	
Fluoride	mg/L	0.11	2.5	2.5	2.6	2.7	101	103	90-110	2	10	
Sulfate	mg/L	49.4	50	50	87.3	85.9	76	73	90-110	2	10	M1

MATRIX SPIKE & MATRIX SPIKE DUPLICATE: 4504502 4504503

Parameter	Units	92746434001 Result	MS Spike Conc.	MSD Spike Conc.	MS Result	MSD Result	MS % Rec	MSD % Rec	% Rec Limits	RPD	Max RPD	Qual
Chloride	mg/L	5.7	50	50	56.6	57.6	102	104	90-110	2	10	
Fluoride	mg/L	0.053J	2.5	2.5	2.7	2.8	105	109	90-110	3	10	
Sulfate	mg/L	ND	50	50	50.5	51.6	100	102	90-110	2	10	

Results presented on this page are in the units indicated by the "Units" column except where an alternate unit is presented to the right of the result.

This report shall not be reproduced, except in full,
without the written consent of Pace Analytical Services, LLC.

Pace Analytical Services, LLC
9800 Kincey Ave. Suite 100
Huntersville, NC 28078
(704)875-9092

QUALIFIERS

Project: Plant Hammond Pooled Upgradien
Pace Project No.: 92746292

DEFINITIONS

DF - Dilution Factor, if reported, represents the factor applied to the reported data due to dilution of the sample aliquot.

ND - Not Detected at or above adjusted reporting limit.

TNTC - Too Numerous To Count

J - Estimated concentration above the adjusted method detection limit and below the adjusted reporting limit.

MDL - Adjusted Method Detection Limit.

PQL - Practical Quantitation Limit.

RL - Reporting Limit - The lowest concentration value that meets project requirements for quantitative data with known precision and bias for a specific analyte in a specific matrix.

S - Surrogate

1,2-Diphenylhydrazine decomposes to and cannot be separated from Azobenzene using Method 8270. The result for each analyte is a combined concentration.

Consistent with EPA guidelines, unrounded data are displayed and have been used to calculate % recovery and RPD values.

LCS(D) - Laboratory Control Sample (Duplicate)

MS(D) - Matrix Spike (Duplicate)

DUP - Sample Duplicate

RPD - Relative Percent Difference

NC - Not Calculable.

SG - Silica Gel - Clean-Up

U - Indicates the compound was analyzed for, but not detected.

Acid preservation may not be appropriate for 2 Chloroethylvinyl ether.

A separate vial preserved to a pH of 4-5 is recommended in SW846 Chapter 4 for the analysis of Acrolein and Acrylonitrile by EPA Method 8260.

N-Nitrosodiphenylamine decomposes and cannot be separated from Diphenylamine using Method 8270. The result reported for each analyte is a combined concentration.

Reported results are not rounded until the final step prior to reporting. Therefore, calculated parameters that are typically reported as "Total" may vary slightly from the sum of the reported component parameters.

Pace Analytical is TNI accredited. Contact your Pace PM for the current list of accredited analytes.

TNI - The NELAC Institute.

ANALYTE QUALIFIERS

D6	The precision between the sample and sample duplicate exceeded laboratory control limits.
M1	Matrix spike recovery exceeded QC limits. Batch accepted based on laboratory control sample (LCS) recovery.
R1	RPD value was outside control limits.

This report shall not be reproduced, except in full,
without the written consent of Pace Analytical Services, LLC.

Pace Analytical Services, LLC
9800 Kincey Ave. Suite 100
Huntersville, NC 28078
(704)875-9092

QUALITY CONTROL DATA CROSS REFERENCE TABLE

Project: Plant Hammond Pooled Upgradien
Pace Project No.: 92746292

Lab ID	Sample ID	QC Batch Method	QC Batch	Analytical Method	Analytical Batch
92746292001	**HAM-HGWA-43D**	EPA 3010A	874538	EPA 6010D	874645
92746292002	**HAM-HGWA-44D**	EPA 3010A	874538	EPA 6010D	874645
92746292003	**HAM-UGRD-FD-01**	EPA 3010A	874768	EPA 6010D	874814
92746292004	**HAM-UGRD-EB-01**	EPA 3010A	874768	EPA 6010D	874814
92746292005	**HAM-UGRD-FB-01**	EPA 3010A	874768	EPA 6010D	874814
92746292006	**HAM-HGWA-1**	EPA 3010A	874768	EPA 6010D	874814
92746292007	**HAM-HGWA-2**	EPA 3010A	874768	EPA 6010D	874814
92746292008	**HAM-HGWA-3**	EPA 3010A	874768	EPA 6010D	874814
92746292001	**HAM-HGWA-43D**	EPA 3005A	874205	EPA 6020B	874325
92746292002	**HAM-HGWA-44D**	EPA 3005A	874205	EPA 6020B	874325
92746292003	**HAM-UGRD-FD-01**	EPA 3005A	874205	EPA 6020B	874325
92746292004	**HAM-UGRD-EB-01**	EPA 3005A	874205	EPA 6020B	874325
92746292005	**HAM-UGRD-FB-01**	EPA 3005A	874205	EPA 6020B	874325
92746292006	**HAM-HGWA-1**	EPA 3005A	874205	EPA 6020B	874325
92746292007	**HAM-HGWA-2**	EPA 3005A	874205	EPA 6020B	874325
92746292008	**HAM-HGWA-3**	EPA 3005A	874205	EPA 6020B	874325
92746292001	**HAM-HGWA-43D**	EPA 7470A	874947	EPA 7470A	875009
92746292002	**HAM-HGWA-44D**	EPA 7470A	874947	EPA 7470A	875009
92746292003	**HAM-UGRD-FD-01**	EPA 7470A	874947	EPA 7470A	875009
92746292004	**HAM-UGRD-EB-01**	EPA 7470A	874947	EPA 7470A	875009
92746292005	**HAM-UGRD-FB-01**	EPA 7470A	874947	EPA 7470A	875009
92746292006	**HAM-HGWA-1**	EPA 7470A	874947	EPA 7470A	875009
92746292007	**HAM-HGWA-2**	EPA 7470A	874947	EPA 7470A	875009
92746292008	**HAM-HGWA-3**	EPA 7470A	874947	EPA 7470A	875009
92746292001	**HAM-HGWA-43D**	SM 2540C-2015	874243		
92746292002	**HAM-HGWA-44D**	SM 2540C-2015	874243		
92746292003	**HAM-UGRD-FD-01**	SM 2540C-2015	874243		
92746292004	**HAM-UGRD-EB-01**	SM 2540C-2015	874243		
92746292005	**HAM-UGRD-FB-01**	SM 2540C-2015	874243		
92746292006	**HAM-HGWA-1**	SM 2540C-2015	874221		
92746292007	**HAM-HGWA-2**	SM 2540C-2015	874221		
92746292008	**HAM-HGWA-3**	SM 2540C-2015	874221		
92746292001	**HAM-HGWA-43D**	EPA 300.0 Rev 2.1 1993	874380		
92746292002	**HAM-HGWA-44D**	EPA 300.0 Rev 2.1 1993	874380		
92746292003	**HAM-UGRD-FD-01**	EPA 300.0 Rev 2.1 1993	874380		
92746292004	**HAM-UGRD-EB-01**	EPA 300.0 Rev 2.1 1993	874380		
92746292005	**HAM-UGRD-FB-01**	EPA 300.0 Rev 2.1 1993	874380		
92746292006	**HAM-HGWA-1**	EPA 300.0 Rev 2.1 1993	874382		
92746292007	**HAM-HGWA-2**	EPA 300.0 Rev 2.1 1993	874382		
92746292008	**HAM-HGWA-3**	EPA 300.0 Rev 2.1 1993	874382		

This report shall not be reproduced, except in full,
without the written consent of Pace Analytical Services, LLC.

Pace	DC#_Title: ENV-FRM-HUN1-0083 v05_Sample Condition Upon Receipt
	Effective Date: 05/24/2024

Laboratory receiving samples:
Asheville ☐ Eden ☐ Greenwood ☐ Huntersville ☐ Raleigh ☐ Mechanicsville ☐ Atlanta ☑ Kernersville ☐

Sample Condition Upon Receipt

WO# : 92746292
92746292

Client Name: GA Power

Project #:

Courier: ☐ Commercial ☐ Fed Ex ☑ Pace ☐ UPS ☐ USPS ☐ Other:____ ☐ Client

Custody Seal Present? ☐ Yes ☑ No Seals Intact? ☐ Yes ☐ No ☑ N/A

Date/Initials Person Examining Contents: 8/17/24 CSY

Packing Material: ☐ Bubble Wrap ☐ Bubble Bags ☑ None ☐ Other

Biological Tissue Frozen? ☐ Yes ☐ No ☑ N/A

Thermometer: ☐ IR Gun ID: 230

Type of Ice: ☑ Wet ☐ Blue ☐ None

Cooler Temp: 2.3 Correction Factor: Add/Subtract (°C) 2.3

Cooler Temp Corrected (°C): 2.3

Temp should be above freezing to 6°C
☐ Samples out of temp criteria. Samples on ice, cooling process has begun

USDA Regulated Soil (☐ N/A, water sample)
Did samples originate in a quarantine zone within the United States: CA, NY, or SC (check maps)? ☐ Yes ☐ No

Did samples originate from a foreign source (internationally, including Hawaii and Puerto Rico)? ☐ Yes ☐ No

				Comments/Discrepancy:
Chain of Custody Present?	☑ Yes	☐ No	☐ N/A	1.
Samples Arrived within Hold Time?	☑ Yes	☐ No	☐ N/A	2.
Short Hold Time Analysis (<72 hr.)?	☐ Yes	☑ No	☐ N/A	3.
Rush Turn Around Time Requested?	☐ Yes	☑ No	☐ N/A	4.
Sufficient Volume?	☑ Yes	☐ No	☐ N/A	5.
Correct Containers Used?	☑ Yes	☐ No	☐ N/A	6.
-Pace Containers Used?	☑ Yes	☐ No	☐ N/A	
Containers Intact?	☑ Yes	☐ No	☐ N/A	7.
Dissolved analysis: Samples Field Filtered?	☐ Yes	☐ No	☑ N/A	8.
Sample Labels Match COC? -Includes Date/Time/ID/Analysis Matrix: W	☑ Yes	☐ No	☐ N/A	9.
Headspace in VOA Vials (>5-6mm)?	☐ Yes	☐ No	☑ N/A	10.
Trip Blank Present?	☐ Yes	☐ No	☑ N/A	11.
Trip Blank Custody Seals Present?	☐ Yes	☐ No	☑ N/A	

COMMENTS/SAMPLE DISCREPANCY

Field Data Required? ☐ Yes ☐ No

Lot ID of split containers:

CLIENT NOTIFICATION/RESOLUTION

Person contacted: Date/Time:

Project Manager SCURF Review: Date:

Project Manager SRF Review: Date:

Pace

DC#_Title: ENV-FRM-HUN1-0083 v05_Sample Condition Upon Receipt

Effective Date: 05/24/2024

WO# : 92746292

Project #

PM: BV Due Date: 08/21/24

CLIENT: 92- GP-HAM

*Check mark top half of box if pH and/or dechlorination is verified and within the acceptance range for preservation samples.

Exceptions: VOA, Coliform, TOC, Oil and Grease, DRO/8015 (water) DOC, LLHg

**Bottom half of box is to list number of bottles

***Check all unpreserved Nitrates for chlorine

Laboratory Receiving Location: Asheville ☐ Eden ☐ Greenwood ☐ Huntersville ☐ Raleigh ☐ Mechanicsville ☐ Atlanta ☐ Kernersville ☐

Client_____ Profile/EZ (Circle one)_____ Notes_____

Item#	BP4U-125 mL Plastic Unpreserved (N/A) (Cl-)	BP3U-250 mL Plastic Unpreserved (N/A)	BP2U-500 mL Plastic Unpreserved (N/A)	BP1U-1 liter Plastic Unpreserved (N/A)	RPM	BP4S-125 mL Plastic H2SO4 (pH < 2) (Cl-)	BP3N-250 mL plastic HNO3 (pH < 2)	BP4Z-125 mL Plastic ZN Acetate & NaOH (>9)	BP4B-125 mL Plastic NaOH (pH > 12) (Cl-)	WGFU-Wide-mouthed Glass Jar Unpreserved	AG1U-1 liter Amber Unpreserved (N/A) (Cl-)	AG1H-1 liter Amber HCl (pH < 2)	AG3U-250 mL Amber Unpreserved (N/A) (Cl-)	AG1S-1 liter Amber H2SO4 (pH < 2)	AG3S-250 mL Amber H2SO4 (pH < 2)	DG94-40 mL Amber NH4Cl (N/A)(Cl-)	DG9H-40 mL VOA HCl (N/A)	VG9T-40 mL VOA Na2S2O3 (N/A)	VG9U-40 mL VOA Unpreserved (N/A)	DG9V-40 mL VQA H3PO4 (N/A)	KP7U-50 mL Plastic Unpreserved (N/A)	V/GK (3 vials per kit)-VPH/Gas kit (N/A)	SPST-125 mL Sterile Plastic (N/A – lab)	SP2T-250 mL Sterile Plastic (N/A – lab)		BP3R-250 mL Plastic (NH2)2SO4 (9.3-9.7)	AG0U-100 mL Amber Unpreserved (N/A) (Cl-)	VSGU-20 mL Scintillation vials (N/A)	DG9U-40 mL Amber Unpreserved vials (N/A)
CC																													
1		1	1		2✓		1✓																						
2		1	1		2✓		1✓																						
3		1	1		2✓		1✓																						
4		1	1		2✓		1✓																						
5		1	1		2✓		1✓																						
6		1	1		2✓		1✓																						
7		1	1		2✓		1✓																						
8		1	1		2✓		1✓																						
9																													
10																													
11																													
12																													

pH Adjustment Log for Preserved Samples

Sample ID	Type of Preservative	pH upon receipt	Date preservation adjusted	Time preservation adjusted	Amount of Preservative added	Lot #

Note: Whenever there is a discrepancy affecting North Carolina compliance samples, a copy of this form will be sent to the North Carolina DENR Certification Office (i.e. Out of hold, incorrect preservative, out of temp, incorrect containers.

Pace Analytical
www.pacelabs.com

CHAIN-OF-CUSTODY / Analytical Request Document

The Chain-of-Custody is a LEGAL DOCUMENT. All relevant fields must be completed accurately.

Page: 1 of 1

Section A Required Client Information:

Company:	GA Power
Address:	Atlanta, GA
Email To:	SCS Contacts
Phone:	Fax:
Requested Due Date/TAT:	10 Day

Section B Required Project Information:

Report To:	SCS Contacts
Copy To:	Geosyntec Contacts
Purchase Order No.:	
Project Name:	Plant Hammond Pooled Upgradient
Project Number:	GW6581E

Section C Invoice Information:

Attention:	Southern Co.
Company Name:	
Address:	
Pace Quote Reference:	
Pace Project Manager:	Bonnie Vang
Pace Profile #:	10839

REGULATORY AGENCY

☐ NPDES ☐ GROUND WATER ☐ DRINKING WATER
☐ UST ☐ RCRA ☑ OTHER CCR

Site Location STATE: GA

Section D Required Client Information

Valid Matrix Codes: MATRIX / CODE — DRINKING WATER, WATER, WASTE WATER, PRODUCT, SOIL/SOLID, OIL, WIPE, AIR, OTHER, TISSUE

SAMPLE ID (A-Z, 0-9 / ,-) Sample IDs MUST BE UNIQUE

Requested Analysis Filtered (Y/N)

ITEM #	SAMPLE ID	MATRIX CODE (see valid codes to left)	SAMPLE TYPE (G=GRAB C=COMP)	COLLECTED COMPOSITE START DATE	COLLECTED COMPOSITE START TIME	COLLECTED COMPOSITE END/GRAB DATE	COLLECTED COMPOSITE END/GRAB TIME	SAMPLE TEMP AT COLLECTION	# OF CONTAINERS	Preservatives: Unpreserved	H_2SO_4	HNO_3	HCl	NaOH	$Na_2S_2O_3$	Methanol	Other	Analysis Test Y/N	Chloride, Fluoride, Sulfate (N)	Full App. III and IV metals (N)	RAD 226/228 (N)	TDS (N)	Residual Chlorine (Y/N)	Pace Project No./ Lab I.D. 92746292
1	HAM-HGWA-43D	WG	G	8/6/24	10:07			19	5	2		3							X	X	X	X	N	001
2	HAM-HGWA-44D	WG	G	8/6/24	10:03			19	5	2		3							X	X	X	X	N	002
3	HAM-UGRD-FD-01	WG	G	8/6/24	0:00			19	5	2		3							X	X	X	X	N	003
4	HAM-UGRD-EB-01	WG	G	08/06/24	17:15				5	2		3							X	X	X	X	N	004
5	HAM-UGRD-FB-01	WG	G	8/6/24	17:10	TK 8.6.24			5	2		3							X	X	X	X	N	005 last sample
6																								
7																								
8																								
9					TK 8.6.24																			
10																								
11																								
12																								

ADDITIONAL COMMENTS	RELINQUISHED BY / AFFILIATION	DATE	TIME	ACCEPTED BY / AFFILIATION	DATE	TIME	SAMPLE CONDITIONS
Task Code: HAM-CCR-ASSMT-2024S2	Thomas Kessler / Geosyntec	08/07/2024	1225	Ryan Williams / Pace	8/7/2024	1225	
	Ryan Williams / Pace	9/7/2024	1505	Charles / Hurtz	8/7/24	1505	

SAMPLER NAME AND SIGNATURE

PRINT Name of SAMPLER: T. Kessler, 210666 / Geosyntec Consultants, Inc.

SIGNATURE of SAMPLER: [signature]

DATE Signed (MM/DD/YY): 08/06/2024

Temp in °C | Received on Ice (Y/N) | Custody Sealed Cooler (Y/N) | Samples Intact (Y/N)

Important Note: By signing this form you are accepting [illegible] payment is needed agreeing to [illegible] 1.5% per month [illegible] not paid within 30 days.

F-ALL-Q-020rev.07, 15-Feb-2007

Pace Analytical
www.pacelabs.com

CHAIN-OF-CUSTODY / Analytical Request Document

The Chain-of-Custody is a LEGAL DOCUMENT. All relevant fields must be completed accurately.

Page: 1 of 1

Section A
Required Client Information:

Company:	GA Power
Address:	Atlanta, GA
Email To:	SCS Contacts
Phone:	Fax:
Requested Due Date/TAT:	10 Day

Section B
Required Project Information:

Report To:	SCS Contacts
Copy To:	Geosyntec Contacts
Purchase Order No.:	
Project Name:	Plant Hammond Pooled Upgradient
Project Number:	GW6581E

Section C
Invoice Information:

Attention:	Southern Co.
Company Name:	
Address:	
Pace Quote Reference:	
Pace Project Manager:	Bonnie Vang
Pace Profile #:	10839

REGULATORY AGENCY

☐ NPDES ☐ GROUND WATER ☐ DRINKING WATER
☐ UST ☐ RCRA ☑ OTHER CCR

Site Location STATE: GA

Section D
Required Client Information

Valid Matrix Codes

MATRIX	CODE
DRINKING WATER	DW
WATER	WT
WASTE WATER	WW
PRODUCT	P
SOIL/SOLID	SL
OIL	OL
WIPE	WP
AIR	AIR
OTHER	OT
TISSUE	TS

SAMPLE ID
(A-Z, 0-9 / ,-)
Sample IDs MUST BE UNIQUE

Requested Analysis Filtered (Y/N)

ITEM #	SAMPLE ID	MATRIX CODE (see valid codes to left)	SAMPLE TYPE (G=GRAB C=COMP)	COLLECTED COMPOSITE DATE	COLLECTED COMPOSITE TIME	COLLECTED COMPOSITE DATE	COLLECTED COMPOSITE TIME	SAMPLE TEMP AT COLLECTION	# OF CONTAINERS	Unpreserved	H_2SO_4	HNO_3	HCl	NaOH	$Na_2S_2O_3$	Methanol	Other	Analysis Test Y/N	Chloride, Fluoride, Sulfate	Full App. III and IV metals	RAD 226/228	TDS	Residual Chlorine (Y/N)	Pace Project No./ Lab I.D.
1	HAM-HGWA-1	WG	G	8/5/24	16:37			19	5	2		3							X	X	X	X	N	WG
2	HAM-HGWA-2	WG	G	8/5/24	16:30			21	5	2		3							X	X	X	X	N	WG
3	HAM-HGWA-3	WG	G	8/5/24	16:33			20	5	2		3							X	X	X	X	N	WG
4																								
5																								
6																								
7																								
8	TK 8/5/24					TK 8/5/24															TK 8/5/24			
9																								
10																								
11																								
12																								

ADDITIONAL COMMENTS	RELINQUISHED BY / AFFILIATION	DATE	TIME	ACCEPTED BY / AFFILIATION	DATE	TIME
Task Code: HAM-CCR-ASSMT-2024S2	Thomas Kessler	08/07/2024	1225	Ryan Williams / Pace	8/7/2024	1225
	Ryan Williams / Pace	8/7/2024	1505	[signature]	8/7/24	1505

SAMPLE CONDITIONS: Temp in °C | Received on Ice (Y/N) | Custody Sealed Cooler (Y/N) | Samples Intact (Y/N)

SAMPLER NAME AND SIGNATURE

PRINT Name of SAMPLER: T. Kessler, Z. Webb / Geosyntec Consultants, Inc.

SIGNATURE of SAMPLER: [signature] DATE Signed (MM/DD/YY): 08/08/24

Pace Analytical Services, LLC
9800 Kincey Ave. Suite 100
Huntersville, NC 28078
(704)875-9092

September 03, 2024

Kristen Jurinko
Southern Company
241 Ralph McGill Blvd NE
Bin 10160
Atlanta, GA 30308

RE: Project: Plant Hammond Pooled Upgr-RADs
Pace Project No.: 92746297

Dear Kristen Jurinko:

Enclosed are the analytical results for sample(s) received by the laboratory on August 07, 2024. The results relate only to the samples included in this report. Results reported herein conform to the applicable TNI/NELAC Standards and the laboratory's Quality Manual, where applicable, unless otherwise noted in the body of the report.

The test results provided in this final report were generated by each of the following laboratories within the Pace Network:

- Pace Analytical Services - Greensburg

If you have any questions concerning this report, please feel free to contact me.

Sincerely,

Bonnie Vang

Bonnie Vang
bonnie.vang@pacelabs.com
704-977-0968
Project Manager

Enclosures

cc: Kip Gray, Geosyntec
Christine Hug, Geosyntec Consultants, Inc.
Thomas Kessler, Geosyntec Consultants
Whitney Law, Geosyntec Consultants
Laura Midkiff, Southern Company
Caroline Nelson, Geosyntec Consultants, Inc
Jamie Newsome, Geosyntec Consultants
Zain Webb, Geosyntec Consultants

REPORT OF LABORATORY ANALYSIS

This report shall not be reproduced, except in full,
without the written consent of Pace Analytical Services, LLC.

Pace Analytical Services, LLC
9800 Kincey Ave. Suite 100
Huntersville, NC 28078
(704)875-9092

CERTIFICATIONS

Project: Plant Hammond Pooled Upgr-RADs
Pace Project No.: 92746297

Pace Analytical Services Pennsylvania
1638 Roseytown Rd Suites 2,3&4, Greensburg, PA 15601
ANAB DOD-ELAP Rad Accreditation #: L2417
ANABISO/IEC 17025:2017 Rad Cert#: L24170
Alabama Certification #: 41590
Arizona Certification #: AZ0734
Arkansas Certification
California Certification #: 2950
Colorado Certification #: PA01547
Connecticut Certification #: PH-0694
EPA Region 4 DW Rad
Florida/TNI Certification #: E87683
Georgia Certification #: C040
Guam Certification
Hawaii Certification
Idaho Certification
Illinois Certification
Indiana Certification
Iowa Certification #: 391
Kansas Certification #: E-10358
Kentucky Certification #: KY90133
KY WW Permit #: KY0098221
KY WW Permit #: KY0000221
Louisiana DHH/TNI Certification #: LA010
Louisiana DEQ/TNI Certification #: 04086
Maine Certification #: 2023021
Maryland Certification #: 308
Massachusetts Certification #: M-PA1457
Michigan/PADEP Certification #: 9991
Missouri Certification #: 235
Montana Certification #: Cert0082
Nebraska Certification #: NE-OS-29-14
Nevada Certification #: PA014572023-03
New Hampshire/TNI Certification #: 297622
New Jersey/TNI Certification #: PA051
New Mexico Certification #: PA01457
New York/TNI Certification #: 10888
North Carolina Certification #: 42706
North Dakota Certification #: R-190
Ohio EPA Rad Approval: #41249
Oregon/TNI Certification #: PA200002-015
Pennsylvania/TNI Certification #: 65-00282
Puerto Rico Certification #: PA01457
Rhode Island Certification #: 65-00282
South Dakota Certification
Tennessee Certification #: TN02867
Texas/TNI Certification #: T104704188-22-18
Utah/TNI Certification #: PA014572223-14
USDA Soil Permit #: 525-23-67-77263
Vermont Dept. of Health: ID# VT-0282
Virgin Island/PADEP Certification
Virginia/VELAP Certification #: 460198
Washington Certification #: C868
West Virginia DEP Certification #: 143
West Virginia DHHR Certification #: 9964C
Wisconsin Approve List for Rad

This report shall not be reproduced, except in full,
without the written consent of Pace Analytical Services, LLC.

Pace Analytical Services, LLC
9800 Kincey Ave. Suite 100
Huntersville, NC 28078
(704)875-9092

SAMPLE SUMMARY

Project: Plant Hammond Pooled Upgr-RADs
Pace Project No.: 92746297

Lab ID	Sample ID	Matrix	Date Collected	Date Received
92746297001	**HAM-HGWA-43D**	Water	08/06/24 10:07	08/07/24 12:25
92746297002	**HAM-HGWA-44D**	Water	08/06/24 10:03	08/07/24 12:25
92746297003	**HAM-UGRD-FD-01**	Water	08/06/24 00:00	08/07/24 12:25
92746297004	**HAM-UGRD-EB-01**	Water	08/06/24 17:15	08/07/24 12:25
92746297005	**HAM-UGRD-FB-01**	Water	08/06/24 17:10	08/07/24 12:25
92746297006	**HAM-HGWA-1**	Water	08/05/24 16:37	08/07/24 12:25
92746297007	**HAM-HGWA-2**	Water	08/05/24 16:30	08/07/24 12:25
92746297008	**HAM-HGWA-3**	Water	08/05/24 16:33	08/07/24 12:25

This report shall not be reproduced, except in full,
without the written consent of Pace Analytical Services, LLC.

Pace Analytical Services, LLC
9800 Kincey Ave. Suite 100
Huntersville, NC 28078
(704)875-9092

SAMPLE ANALYTE COUNT

Project: Plant Hammond Pooled Upgr-RADs
Pace Project No.: 92746297

Lab ID	Sample ID	Method	Analysts	Analytes Reported	Laboratory
92746297001	**HAM-HGWA-43D**	EPA 9315	SLC	1	PASI-PA
		EPA 9320	JJS1	1	PASI-PA
		Total Radium Calculation	JAL	1	PASI-PA
92746297002	**HAM-HGWA-44D**	EPA 9315	SLC	1	PASI-PA
		EPA 9320	JJS1	1	PASI-PA
		Total Radium Calculation	JAL	1	PASI-PA
92746297003	**HAM-UGRD-FD-01**	EPA 9315	SLC	1	PASI-PA
		EPA 9320	JJS1	1	PASI-PA
		Total Radium Calculation	JAL	1	PASI-PA
92746297004	**HAM-UGRD-EB-01**	EPA 9315	SLC	1	PASI-PA
		EPA 9320	JJS1	1	PASI-PA
		Total Radium Calculation	JAL	1	PASI-PA
92746297005	**HAM-UGRD-FB-01**	EPA 9315	SLC	1	PASI-PA
		EPA 9320	JJS1	1	PASI-PA
		Total Radium Calculation	JAL	1	PASI-PA
92746297006	**HAM-HGWA-1**	EPA 9315	SLC	1	PASI-PA
		EPA 9320	JJS1	1	PASI-PA
		Total Radium Calculation	JAL	1	PASI-PA
92746297007	**HAM-HGWA-2**	EPA 9315	SLC	1	PASI-PA
		EPA 9320	JJS1	1	PASI-PA
		Total Radium Calculation	JAL	1	PASI-PA
92746297008	**HAM-HGWA-3**	EPA 9315	SLC	1	PASI-PA
		EPA 9320	JJS1	1	PASI-PA
		Total Radium Calculation	JAL	1	PASI-PA

PASI-PA = Pace Analytical Services - Greensburg

This report shall not be reproduced, except in full,
without the written consent of Pace Analytical Services, LLC.

Pace Analytical Services, LLC
9800 Kincey Ave. Suite 100
Huntersville, NC 28078
(704)875-9092

SUMMARY OF DETECTION

Project: Plant Hammond Pooled Upgr-RADs
Pace Project No.: 92746297

Lab Sample ID Method	Client Sample ID Parameters	Result	Units	Report Limit	Analyzed	Qualifiers
92746297001	**HAM-HGWA-43D**					
EPA 9315	Radium-226	0.144U ± 0.222 (0.494) C:94% T:NA	pCi/L		08/29/24 08:40	
EPA 9320	Radium-228	0.530U ± 0.342 (0.643) C:79% T:92%	pCi/L		08/26/24 11:33	
Total Radium Calculation	Total Radium	0.674U ± 0.564 (1.14)	pCi/L		08/30/24 12:31	
92746297002	**HAM-HGWA-44D**					
EPA 9315	Radium-226	0.449 ± 0.235 (0.321) C:97% T:NA	pCi/L		08/29/24 08:39	
EPA 9320	Radium-228	0.0799U ± 0.269 (0.609) C:85% T:91%	pCi/L		08/26/24 11:34	
Total Radium Calculation	Total Radium	0.529U ± 0.504 (0.930)	pCi/L		08/30/24 12:31	
92746297003	**HAM-UGRD-FD-01**					
EPA 9315	Radium-226	0.339U ± 0.235 (0.400) C:94% T:NA	pCi/L		08/29/24 08:40	
EPA 9320	Radium-228	0.746 ± 0.389 (0.669) C:77% T:88%	pCi/L		08/26/24 11:34	
Total Radium Calculation	Total Radium	1.09 ± 0.624 (1.07)	pCi/L		08/30/24 12:31	
92746297004	**HAM-UGRD-EB-01**					
EPA 9315	Radium-226	0.129U ± 0.176 (0.378) C:97% T:NA	pCi/L		08/29/24 08:40	
EPA 9320	Radium-228	0.709 ± 0.342 (0.572) C:82% T:92%	pCi/L		08/26/24 11:34	
Total Radium Calculation	Total Radium	0.838U ± 0.518 (0.950)	pCi/L		08/30/24 12:32	

This report shall not be reproduced, except in full,
without the written consent of Pace Analytical Services, LLC.

Pace Analytical Services, LLC
9800 Kincey Ave. Suite 100
Huntersville, NC 28078
(704)875-9092

SUMMARY OF DETECTION

Project: Plant Hammond Pooled Upgr-RADs
Pace Project No.: 92746297

Lab Sample ID Method	Client Sample ID Parameters	Result	Units	Report Limit	Analyzed	Qualifiers
92746297005	**HAM-UGRD-FB-01**					
EPA 9315	Radium-226	0.223U ± 0.215 (0.424) C:93% T:NA	pCi/L		08/29/24 08:40	
EPA 9320	Radium-228	0.0533U ± 0.296 (0.680) C:83% T:88%	pCi/L		08/26/24 11:34	
Total Radium Calculation	Total Radium	0.276U ± 0.511 (1.10)	pCi/L		08/30/24 12:32	
92746297006	**HAM-HGWA-1**					
EPA 9315	Radium-226	0.161U ± 0.191 (0.397) C:93% T:NA	pCi/L		08/29/24 08:40	
EPA 9320	Radium-228	0.479U ± 0.354 (0.682) C:80% T:84%	pCi/L		08/26/24 11:34	
Total Radium Calculation	Total Radium	0.640U ± 0.545 (1.08)	pCi/L		08/30/24 12:32	
92746297007	**HAM-HGWA-2**					
EPA 9315	Radium-226	0.174U ± 0.194 (0.394) C:92% T:NA	pCi/L		08/29/24 08:40	
EPA 9320	Radium-228	1.10 ± 0.429 (0.641) C:81% T:87%	pCi/L		08/26/24 11:34	
Total Radium Calculation	Total Radium	1.27 ± 0.623 (1.04)	pCi/L		08/30/24 12:32	
92746297008	**HAM-HGWA-3**					
EPA 9315	Radium-226	0.000251U ± 0.162 (0.437) C:91% T:NA	pCi/L		08/29/24 08:41	
EPA 9320	Radium-228	0.371U ± 0.327 (0.657) C:80% T:85%	pCi/L		08/26/24 11:34	
Total Radium Calculation	Total Radium	0.371U ± 0.489 (1.09)	pCi/L		08/30/24 12:32	

This report shall not be reproduced, except in full,
without the written consent of Pace Analytical Services, LLC.

Pace Analytical Services, LLC
9800 Kincey Ave. Suite 100
Huntersville, NC 28078
(704)875-9092

ANALYTICAL RESULTS - RADIOCHEMISTRY

Project: Plant Hammond Pooled Upgr-RADs
Pace Project No.: 92746297

Sample: HAM-HGWA-43D **Lab ID: 92746297001** Collected: 08/06/24 10:07 Received: 08/07/24 12:25 Matrix: Water
PWS: Site ID: Sample Type:

Comments: • The sampler's name and signature were not listed on the COC.
• Upon receipt at the laboratory, 5.0 mls of nitric acid were added to sample 006 (2/2)to meet the sample preservation requirement of pH <2 for radiochemistry analysis, where the method requires preservation, in wastewater. The samples were not preserved pH < 2 within 15 minutes of collection (40CFR136).

Parameters	Method	Act ± Unc (MDC) Carr Trac	Units	Analyzed	CAS No.	Qual
	Pace Analytical Services - Greensburg					
Radium-226	EPA 9315	**0.144U ± 0.222 (0.494) C:94% T:NA**	pCi/L	08/29/24 08:40	13982-63-3	
	Pace Analytical Services - Greensburg					
Radium-228	EPA 9320	**0.530U ± 0.342 (0.643) C:79% T:92%**	pCi/L	08/26/24 11:33	15262-20-1	
	Pace Analytical Services - Greensburg					
Total Radium	Total Radium Calculation	**0.674U ± 0.564 (1.14)**	pCi/L	08/30/24 12:31	7440-14-4	

This report shall not be reproduced, except in full,
without the written consent of Pace Analytical Services, LLC.

Pace Analytical Services, LLC
9800 Kincey Ave. Suite 100
Huntersville, NC 28078
(704)875-9092

ANALYTICAL RESULTS - RADIOCHEMISTRY

Project: Plant Hammond Pooled Upgr-RADs
Pace Project No.: 92746297

Sample: HAM-HGWA-44D **Lab ID: 92746297002** Collected: 08/06/24 10:03 Received: 08/07/24 12:25 Matrix: Water
PWS: Site ID: Sample Type:

Parameters	Method	Act ± Unc (MDC) Carr Trac	Units	Analyzed	CAS No.	Qual
	Pace Analytical Services - Greensburg					
Radium-226	EPA 9315	**0.449 ± 0.235 (0.321) C:97% T:NA**	pCi/L	08/29/24 08:39	13982-63-3	
	Pace Analytical Services - Greensburg					
Radium-228	EPA 9320	**0.0799U ± 0.269 (0.609) C:85% T:91%**	pCi/L	08/26/24 11:34	15262-20-1	
	Pace Analytical Services - Greensburg					
Total Radium	Total Radium Calculation	**0.529U ± 0.504 (0.930)**	pCi/L	08/30/24 12:31	7440-14-4	

This report shall not be reproduced, except in full,
without the written consent of Pace Analytical Services, LLC.

Pace Analytical Services, LLC
9800 Kincey Ave. Suite 100
Huntersville, NC 28078
(704)875-9092

ANALYTICAL RESULTS - RADIOCHEMISTRY

Project: Plant Hammond Pooled Upgr-RADs
Pace Project No.: 92746297

Sample: HAM-UGRD-FD-01 **Lab ID: 92746297003** Collected: 08/06/24 00:00 Received: 08/07/24 12:25 Matrix: Water
PWS: Site ID: Sample Type:

Parameters	Method	Act ± Unc (MDC) Carr Trac	Units	Analyzed	CAS No.	Qual
	Pace Analytical Services - Greensburg					
Radium-226	EPA 9315	**0.339U ± 0.235 (0.400) C:94% T:NA**	pCi/L	08/29/24 08:40	13982-63-3	
	Pace Analytical Services - Greensburg					
Radium-228	EPA 9320	**0.746 ± 0.389 (0.669) C:77% T:88%**	pCi/L	08/26/24 11:34	15262-20-1	
	Pace Analytical Services - Greensburg					
Total Radium	Total Radium Calculation	**1.09 ± 0.624 (1.07)**	pCi/L	08/30/24 12:31	7440-14-4	

This report shall not be reproduced, except in full,
without the written consent of Pace Analytical Services, LLC.

Pace Analytical Services, LLC
9800 Kincey Ave. Suite 100
Huntersville, NC 28078
(704)875-9092

ANALYTICAL RESULTS - RADIOCHEMISTRY

Project: Plant Hammond Pooled Upgr-RADs
Pace Project No.: 92746297

Sample: HAM-UGRD-EB-01 **Lab ID: 92746297004** Collected: 08/06/24 17:15 Received: 08/07/24 12:25 Matrix: Water
PWS: Site ID: Sample Type:

Parameters	Method	Act ± Unc (MDC) Carr Trac	Units	Analyzed	CAS No.	Qual
	Pace Analytical Services - Greensburg					
Radium-226	EPA 9315	**0.129U ± 0.176 (0.378) C:97% T:NA**	pCi/L	08/29/24 08:40	13982-63-3	
	Pace Analytical Services - Greensburg					
Radium-228	EPA 9320	**0.709 ± 0.342 (0.572) C:82% T:92%**	pCi/L	08/26/24 11:34	15262-20-1	
	Pace Analytical Services - Greensburg					
Total Radium	Total Radium Calculation	**0.838U ± 0.518 (0.950)**	pCi/L	08/30/24 12:32	7440-14-4	

REPORT OF LABORATORY ANALYSIS

This report shall not be reproduced, except in full,
without the written consent of Pace Analytical Services, LLC.

Pace Analytical Services, LLC
9800 Kincey Ave. Suite 100
Huntersville, NC 28078
(704)875-9092

ANALYTICAL RESULTS - RADIOCHEMISTRY

Project: Plant Hammond Pooled Upgr-RADs
Pace Project No.: 92746297

Sample: HAM-UGRD-FB-01 **Lab ID: 92746297005** Collected: 08/06/24 17:10 Received: 08/07/24 12:25 Matrix: Water
PWS: Site ID: Sample Type:

Parameters	Method	Act ± Unc (MDC) Carr Trac	Units	Analyzed	CAS No.	Qual
	Pace Analytical Services - Greensburg					
Radium-226	EPA 9315	**0.223U ± 0.215 (0.424) C:93% T:NA**	pCi/L	08/29/24 08:40	13982-63-3	
	Pace Analytical Services - Greensburg					
Radium-228	EPA 9320	**0.0533U ± 0.296 (0.680) C:83% T:88%**	pCi/L	08/26/24 11:34	15262-20-1	
	Pace Analytical Services - Greensburg					
Total Radium	Total Radium Calculation	**0.276U ± 0.511 (1.10)**	pCi/L	08/30/24 12:32	7440-14-4	

This report shall not be reproduced, except in full,
without the written consent of Pace Analytical Services, LLC.

Pace Analytical Services, LLC
9800 Kincey Ave. Suite 100
Huntersville, NC 28078
(704)875-9092

ANALYTICAL RESULTS - RADIOCHEMISTRY

Project: Plant Hammond Pooled Upgr-RADs
Pace Project No.: 92746297

Sample: HAM-HGWA-1 **Lab ID: 92746297006** Collected: 08/05/24 16:37 Received: 08/07/24 12:25 Matrix: Water
PWS: Site ID: Sample Type:

Parameters	Method	Act ± Unc (MDC) Carr Trac	Units	Analyzed	CAS No.	Qual
	Pace Analytical Services - Greensburg					
Radium-226	EPA 9315	**0.161U ± 0.191 (0.397) C:93% T:NA**	pCi/L	08/29/24 08:40	13982-63-3	
	Pace Analytical Services - Greensburg					
Radium-228	EPA 9320	**0.479U ± 0.354 (0.682) C:80% T:84%**	pCi/L	08/26/24 11:34	15262-20-1	
	Pace Analytical Services - Greensburg					
Total Radium	Total Radium Calculation	**0.640U ± 0.545 (1.08)**	pCi/L	08/30/24 12:32	7440-14-4	

This report shall not be reproduced, except in full,
without the written consent of Pace Analytical Services, LLC.

Pace Analytical Services, LLC
9800 Kincey Ave. Suite 100
Huntersville, NC 28078
(704)875-9092

ANALYTICAL RESULTS - RADIOCHEMISTRY

Project: Plant Hammond Pooled Upgr-RADs
Pace Project No.: 92746297

Sample: HAM-HGWA-2 **Lab ID: 92746297007** Collected: 08/05/24 16:30 Received: 08/07/24 12:25 Matrix: Water
PWS: Site ID: Sample Type:

Parameters	Method	Act ± Unc (MDC) Carr Trac	Units	Analyzed	CAS No.	Qual
	Pace Analytical Services - Greensburg					
Radium-226	EPA 9315	**0.174U ± 0.194 (0.394)** **C:92% T:NA**	pCi/L	08/29/24 08:40	13982-63-3	
	Pace Analytical Services - Greensburg					
Radium-228	EPA 9320	**1.10 ± 0.429 (0.641)** **C:81% T:87%**	pCi/L	08/26/24 11:34	15262-20-1	
	Pace Analytical Services - Greensburg					
Total Radium	Total Radium Calculation	**1.27 ± 0.623 (1.04)**	pCi/L	08/30/24 12:32	7440-14-4	

REPORT OF LABORATORY ANALYSIS

This report shall not be reproduced, except in full,
without the written consent of Pace Analytical Services, LLC.

Pace Analytical Services, LLC
9800 Kincey Ave. Suite 100
Huntersville, NC 28078
(704)875-9092

ANALYTICAL RESULTS - RADIOCHEMISTRY

Project: Plant Hammond Pooled Upgr-RADs
Pace Project No.: 92746297

Sample: HAM-HGWA-3 **Lab ID: 92746297008** Collected: 08/05/24 16:33 Received: 08/07/24 12:25 Matrix: Water
PWS: Site ID: Sample Type:

Parameters	Method	Act ± Unc (MDC) Carr Trac	Units	Analyzed	CAS No.	Qual
	Pace Analytical Services - Greensburg					
Radium-226	EPA 9315	**0.000251U ± 0.162 (0.437) C:91% T:NA**	pCi/L	08/29/24 08:41	13982-63-3	
	Pace Analytical Services - Greensburg					
Radium-228	EPA 9320	**0.371U ± 0.327 (0.657) C:80% T:85%**	pCi/L	08/26/24 11:34	15262-20-1	
	Pace Analytical Services - Greensburg					
Total Radium	Total Radium Calculation	**0.371U ± 0.489 (1.09)**	pCi/L	08/30/24 12:32	7440-14-4	

This report shall not be reproduced, except in full,
without the written consent of Pace Analytical Services, LLC.

Pace Analytical Services, LLC
9800 Kincey Ave. Suite 100
Huntersville, NC 28078
(704)875-9092

QUALITY CONTROL - RADIOCHEMISTRY

Project: Plant Hammond Pooled Upgr-RADs
Pace Project No.: 92746297

QC Batch: 690237 | Analysis Method: EPA 9315
QC Batch Method: EPA 9315 | Analysis Description: 9315 Total Radium
Laboratory: Pace Analytical Services - Greensburg
Associated Lab Samples: 92746297001, 92746297002, 92746297003, 92746297004, 92746297005, 92746297006, 92746297007, 92746297008

METHOD BLANK: 3361203 | Matrix: Water
Associated Lab Samples: 92746297001, 92746297002, 92746297003, 92746297004, 92746297005, 92746297006, 92746297007, 92746297008

Parameter	Act ± Unc (MDC) Carr Trac	Units	Analyzed	Qualifiers
Radium-226	-0.0537 ± 0.120 (0.379) C:96% T:NA	pCi/L	08/29/24 08:40	

Results presented on this page are in the units indicated by the "Units" column except where an alternate unit is presented to the right of the result.

This report shall not be reproduced, except in full,
without the written consent of Pace Analytical Services, LLC.

Pace Analytical Services, LLC
9800 Kincey Ave. Suite 100
Huntersville, NC 28078
(704)875-9092

QUALITY CONTROL - RADIOCHEMISTRY

Project: Plant Hammond Pooled Upgr-RADs
Pace Project No.: 92746297

QC Batch: 689870 | Analysis Method: EPA 9320
QC Batch Method: EPA 9320 | Analysis Description: 9320 Radium 228
Laboratory: Pace Analytical Services - Greensburg

Associated Lab Samples: 92746297001, 92746297002, 92746297003, 92746297004, 92746297005, 92746297006, 92746297007, 92746297008

METHOD BLANK: 3359338 | Matrix: Water

Associated Lab Samples: 92746297001, 92746297002, 92746297003, 92746297004, 92746297005, 92746297006, 92746297007, 92746297008

Parameter	Act ± Unc (MDC) Carr Trac	Units	Analyzed	Qualifiers
Radium-228	0.622 ± 0.413 (0.764) C:58% T:84%	pCi/L	08/26/24 11:33	

Results presented on this page are in the units indicated by the "Units" column except where an alternate unit is presented to the right of the result.

This report shall not be reproduced, except in full,
without the written consent of Pace Analytical Services, LLC.

Pace Analytical Services, LLC
9800 Kincey Ave. Suite 100
Huntersville, NC 28078
(704)875-9092

QUALIFIERS

Project: Plant Hammond Pooled Upgr-RADs
Pace Project No.: 92746297

DEFINITIONS

DF - Dilution Factor, if reported, represents the factor applied to the reported data due to dilution of the sample aliquot.

ND - Not Detected at or above adjusted reporting limit.

TNTC - Too Numerous To Count

J - Estimated concentration above the adjusted method detection limit and below the adjusted reporting limit.

MDL - Adjusted Method Detection Limit.

PQL - Practical Quantitation Limit.

RL - Reporting Limit - The lowest concentration value that meets project requirements for quantitative data with known precision and bias for a specific analyte in a specific matrix.

S - Surrogate

1,2-Diphenylhydrazine decomposes to and cannot be separated from Azobenzene using Method 8270. The result for each analyte is a combined concentration.

Consistent with EPA guidelines, unrounded data are displayed and have been used to calculate % recovery and RPD values.

LCS(D) - Laboratory Control Sample (Duplicate)

MS(D) - Matrix Spike (Duplicate)

DUP - Sample Duplicate

RPD - Relative Percent Difference

NC - Not Calculable.

SG - Silica Gel - Clean-Up

U - Indicates the compound was analyzed for, but not detected.

Acid preservation may not be appropriate for 2 Chloroethylvinyl ether.

A separate vial preserved to a pH of 4-5 is recommended in SW846 Chapter 4 for the analysis of Acrolein and Acrylonitrile by EPA Method 8260.

N-Nitrosodiphenylamine decomposes and cannot be separated from Diphenylamine using Method 8270. The result reported for each analyte is a combined concentration.

Reported results are not rounded until the final step prior to reporting. Therefore, calculated parameters that are typically reported as "Total" may vary slightly from the sum of the reported component parameters.

Act - Activity

Unc - Uncertainty: SDWA = 1.96 sigma count uncertainty, all other matrices = Expanded Uncertainty (95% confidence interval). Gamma Spec = Expanded Uncertainty (95.4% Confidence Interval)

(MDC) - Minimum Detectable Concentration

Trac - Tracer Recovery (%)

Carr - Carrier Recovery (%)

Pace Analytical is TNI accredited. Contact your Pace PM for the current list of accredited analytes.

TNI - The NELAC Institute.

This report shall not be reproduced, except in full,
without the written consent of Pace Analytical Services, LLC.

Pace Analytical Services, LLC
9800 Kincey Ave. Suite 100
Huntersville, NC 28078
(704)875-9092

QUALITY CONTROL DATA CROSS REFERENCE TABLE

Project: Plant Hammond Pooled Upgr-RADs
Pace Project No.: 92746297

Lab ID	Sample ID	QC Batch Method	QC Batch	Analytical Method	Analytical Batch
92746297001	**HAM-HGWA-43D**	EPA 9315	690237		
92746297002	**HAM-HGWA-44D**	EPA 9315	690237		
92746297003	**HAM-UGRD-FD-01**	EPA 9315	690237		
92746297004	**HAM-UGRD-EB-01**	EPA 9315	690237		
92746297005	**HAM-UGRD-FB-01**	EPA 9315	690237		
92746297006	**HAM-HGWA-1**	EPA 9315	690237		
92746297007	**HAM-HGWA-2**	EPA 9315	690237		
92746297008	**HAM-HGWA-3**	EPA 9315	690237		
92746297001	**HAM-HGWA-43D**	EPA 9320	689870		
92746297002	**HAM-HGWA-44D**	EPA 9320	689870		
92746297003	**HAM-UGRD-FD-01**	EPA 9320	689870		
92746297004	**HAM-UGRD-EB-01**	EPA 9320	689870		
92746297005	**HAM-UGRD-FB-01**	EPA 9320	689870		
92746297006	**HAM-HGWA-1**	EPA 9320	689870		
92746297007	**HAM-HGWA-2**	EPA 9320	689870		
92746297008	**HAM-HGWA-3**	EPA 9320	689870		
92746297001	**HAM-HGWA-43D**	Total Radium Calculation	693014		
92746297002	**HAM-HGWA-44D**	Total Radium Calculation	693014		
92746297003	**HAM-UGRD-FD-01**	Total Radium Calculation	693014		
92746297004	**HAM-UGRD-EB-01**	Total Radium Calculation	693014		
92746297005	**HAM-UGRD-FB-01**	Total Radium Calculation	693014		
92746297006	**HAM-HGWA-1**	Total Radium Calculation	693014		
92746297007	**HAM-HGWA-2**	Total Radium Calculation	693014		
92746297008	**HAM-HGWA-3**	Total Radium Calculation	693014		

This report shall not be reproduced, except in full,
without the written consent of Pace Analytical Services, LLC.

Pace	DC#_Title: ENV-FRM-HUN1-0083 v05_Sample Condition Upon Receipt
	Effective Date: 05/24/2024

Laboratory receiving samples:
Asheville ☐ Eden ☐ Greenwood ☐ Huntersville ☐ Raleigh ☐ Mechanicsville ☐ Atlanta ☑ Kernersville ☐

Sample Condition Upon Receipt

Client Name: GA Power

Project #: **WO# : 92746297**

92746297

Courier: ☐ Commercial ☐ Fed Ex ☐ UPS ☐ USPS ☐ Client ☑ Pace ☐ Other:____

Custody Seal Present? ☐ Yes ☑ No Seals Intact? ☐ Yes ☐ No ☑ N/A

Date/Initials Person Examining Contents: 8/17/24 CSY

Packing Material: ☐ Bubble Wrap ☐ Bubble Bags ☑ None ☐ Other

Biological Tissue Frozen? ☐ Yes ☐ No ☑ N/A

Thermometer: ☐ IR Gun ID: 230

Type of Ice: ☑ Wet ☐ Blue ☐ None

Cooler Temp: 2.3 Correction Factor: Add/Subtract (°C) 2.3

Temp should be above freezing to 6°C
☐ Samples out of temp criteria. Samples on ice, cooling process has begun

Cooler Temp Corrected (°C): 2.3

USDA Regulated Soil (☐ N/A, water sample)
Did samples originate in a quarantine zone within the United States: CA, NY, or SC (check maps)? ☐ Yes ☐ No

Did samples originate from a foreign source (internationally, including Hawaii and Puerto Rico)? ☐ Yes ☐ No

				Comments/Discrepancy:
Chain of Custody Present?	☑ Yes	☐ No	☐ N/A	1.
Samples Arrived within Hold Time?	☑ Yes	☐ No	☐ N/A	2.
Short Hold Time Analysis (<72 hr.)?	☐ Yes	☑ No	☐ N/A	3.
Rush Turn Around Time Requested?	☐ Yes	☑ No	☐ N/A	4.
Sufficient Volume?	☑ Yes	☐ No	☐ N/A	5.
Correct Containers Used?	☑ Yes	☐ No	☐ N/A	6.
-Pace Containers Used?	☑ Yes	☐ No	☐ N/A	
Containers Intact?	☑ Yes	☐ No	☐ N/A	7.
Dissolved analysis: Samples Field Filtered?	☐ Yes	☐ No	☑ N/A	8.
Sample Labels Match COC? -Includes Date/Time/ID/Analysis Matrix: W	☑ Yes	☐ No	☐ N/A	9.
Headspace in VOA Vials (>5-6mm)?	☐ Yes	☐ No	☑ N/A	10.
Trip Blank Present?	☐ Yes	☐ No	☑ N/A	11.
Trip Blank Custody Seals Present?	☐ Yes	☐ No	☑ N/A	

COMMENTS/SAMPLE DISCREPANCY

Field Data Required? ☐ Yes ☐ No

Lot ID of split containers:

CLIENT NOTIFICATION/RESOLUTION

Person contacted: Date/Time:

Project Manager SCURF Review: Date:

Project Manager SRF Review: Date:

Pace ANALYTICAL SERVICES

DC#_Title: ENV-FRM-HUN1-0083 v05_Sample Condition Upon Receipt

Effective Date: 05/24/2024

WO#: 92746297

PM: BV Due Date: 08/28/24

CLIENT: 92- GP-HAM

*Check mark top half of box if pH and/or dechlorination is verified and within the acceptance range for preservation samples.

Exceptions: VOA, Coliform, TOC, Oil and Grease, DRO/8015 (water) DOC, LLHg

**Bottom half of box is to list number of bottles

***Check all unpreserved Nitrates for chlorine

Project #

Laboratory Receiving Location: Asheville ☐ Eden ☐ Greenwood ☐ Huntersville ☐ Raleigh ☐ Mechanicsville ☐ Atlanta ☐ Kernersville ☐

Client_____ Profile/EZ (Circle one)_____ Notes_____

Item#	BP4U-125 mL Plastic Unpreserved (N/A) (Cl-)	BP3U-250 mL Plastic Unpreserved (N/A)	BP2U-500 mL Plastic Unpreserved (N/A)	BP1U-1 liter Plastic Unpreserved (N/A)	RPM	BP4S-125 mL Plastic H2SO4 (pH < 2) (Cl-)	BP3N-250 mL plastic HNO3 (pH < 2)	BP4Z-125 mL Plastic ZN Acetate & NaOH (>9)	BP4B-125 mL Plastic NaOH (pH > 12) (Cl-)	WGFU-Wide-mouthed Glass Jar Unpreserved	AG1U-1 liter Amber Unpreserved (N/A) (Cl-)	AG1H-1 liter Amber HCl (pH < 2)	AG3U-250 mL Amber Unpreserved (N/A) (Cl-)	AG1S-1 liter Amber H2SO4 (pH < 2)	AG3S-250 mL Amber H2SO4 (pH < 2)	DG94-40 mL Amber NH4Cl (N/A)(Cl-)	DG9H-40 mL VOA HCl (N/A)	VG9T-40 mL VOA Na2S2O3 (N/A)	VG9U-40 mL VOA Unpreserved (N/A)	DG9V-40 mL VQA H3PO4 (N/A)	KP7U-50 mL Plastic Unpreserved (N/A)	V/GK (3 vials per kit)-VPH/Gas kit (N/A)	SPST-125 mL Sterile Plastic (N/A – lab)	SP2T-250 mL Sterile Plastic (N/A – lab)		BP3R-250 mL Plastic (NH2)2SO4 (9.3-9.7)	AG0U-100 mL Amber Unpreserved (N/A) (Cl-)	VSGU-20 mL Scintillation vials (N/A)	DG9U-40 mL Amber Unpreserved vials (N/A)
CC																													
1		1	1		2✓		1✓																						
2		1	1		2✓		1✓																						
3		1	1		2✓		1✓																						
4		1	1		2✓		1✓																						
5		1	1		2✓		1✓																						
6		1	1		2✓		1✓																						
7		1	1		2✓		1✓																						
8		1	1		2✓		1✓																						
9																													
10																													
11																													
12																													

pH Adjustment Log for Preserved Samples

Sample ID	Type of Preservative	pH upon receipt	Date preservation adjusted	Time preservation adjusted	Amount of Preservative added	Lot #

Note: Whenever there is a discrepancy affecting North Carolina compliance samples, a copy of this form will be sent to the North Carolina DENR Certification Office (i.e. Out of hold, incorrect preservative, out of temp, incorrect containers.

Pace Analytical
www.pacelabs.com

CHAIN-OF-CUSTODY / Analytical Request Document

The Chain-of-Custody is a LEGAL DOCUMENT. All relevant fields must be completed accurately.

Page: 1 of 1

Section A Required Client Information:

Company:	GA Power
Address:	Atlanta, GA
Email To:	SCS Contacts
Phone:	Fax:
Requested Due Date/TAT:	10 Day

Section B Required Project Information:

Report To:	SCS Contacts
Copy To:	Geosyntec Contacts
Purchase Order No.:	
Project Name:	Plant Hammond Pooled Upgradient
Project Number:	GW6581E

Section C Invoice Information:

Attention:	Southern Co.
Company Name:	
Address:	
Pace Quote Reference:	
Pace Project Manager:	Bonnie Vang
Pace Profile #:	10839

REGULATORY AGENCY

☐ NPDES ☐ GROUND WATER ☐ DRINKING WATER
☐ UST ☐ RCRA ☑ OTHER CCR

Site Location STATE: GA

Section D Required Client Information

Valid Matrix Codes

MATRIX	CODE
DRINKING WATER	DW
WATER	WT
WASTE WATER	WW
PRODUCT	P
SOIL/SOLID	SL
OIL	OL
WIPE	WP
AIR	AR
OTHER	OT
TISSUE	TS

SAMPLE ID (A-Z, 0-9 / ,-) Sample IDs MUST BE UNIQUE

Requested Analysis Filtered (Y/N)

ITEM #	SAMPLE ID	MATRIX CODE (see valid codes to left)	SAMPLE TYPE (G=GRAB C=COMP)	COLLECTED Composite Start Date	Composite Start Time	Composite End/Grab Date	Composite End/Grab Time	SAMPLE TEMP AT COLLECTION	# OF CONTAINERS	Unpreserved	H_2SO_4	HNO_3	HCl	NaOH	$Na_2S_2O_3$	Methanol	Other	Analysis Test Y/N	Chloride, Fluoride, Sulfate	Full App. III and IV metals	RAD 226/228	TDS	Residual Chlorine (Y/N)	Pace Project No./ Lab I.D.
1	HAM-HGWA-43D	WG	G	8/6/24	10:07			19	5	2		3							X	X	X	X	N	001
2	HAM-HGWA-44D	WG	G	8/6/24	10:03			19	5	2		3							X	X	X	X	N	002
3	HAM-UGRD-FD-01	WG	G	8/6/24	0:00			19	5	2		3							X	X	X	X	N	003
4	HAM-UGRD-EB-01	WG	G	08/06/24	17:15				5	2		3							X	X	X	X	N	004
5	HAM-UGRD-FB-01	WG	G	8/6/24	17:10	TK 8.6.24			5	2		3							X	X	X	X	N	005 last sample
6																								
7																								
8																								
9					TK 8.6.24																			
10																								
11																								
12																								

92746297

ADDITIONAL COMMENTS	RELINQUISHED BY / AFFILIATION	DATE	TIME	ACCEPTED BY / AFFILIATION	DATE	TIME	SAMPLE CONDITIONS
Task Code: HAM-CCR-ASSMT-2024S2	Thomas Hessler / Geosyntec	08/07/2024	1700	Ryan William / Pace	8/7/2024	1225	
	Ryan William / Pace	8/7/2024	1505	Charles / Pace	8/7/24	1505	

SAMPLER NAME AND SIGNATURE

PRINT Name of SAMPLER: T. Hessler 210266 / Geosyntec Consultants, Inc.

SIGNATURE of SAMPLER: [signature] DATE Signed (MM/DD/YY): 08/06/2024

Temp in °C | Received on Ice (Y/N) | Custody Sealed Cooler (Y/N) | Samples Intact (Y/N)

Important Note: By signing this form you are accepting Pace's NET 30 day payment terms and agreeing to late charges of 1.5% per month on any invoices not paid within 30 days.

Pace Analytical
www.pacelabs.com

CHAIN-OF-CUSTODY / Analytical Request Document

The Chain-of-Custody is a LEGAL DOCUMENT. All relevant fields must be completed accurately.

Page: 1 of 1

Section A Required Client Information:		Section B Required Project Information:		Section C Invoice Information:	
Company:	GA Power	Report To:	SCS Contacts	Attention:	Southern Co.
Address:	Atlanta, GA	Copy To:	Geosyntec Contacts	Company Name:	
				Address:	
Email To:	SCS Contacts	Purchase Order No.:		Pace Quote Reference:	
Phone: / Fax:		Project Name:	Plant Hammond Pooled Upgradient	Pace Project Manager:	Bonnie Vang
Requested Due Date/TAT:	10 Day	Project Number:	GW6581E	Pace Profile #:	10839

REGULATORY AGENCY

☐ NPDES ☐ GROUND WATER ☐ DRINKING WATER
☐ UST ☐ RCRA ☑ OTHER CCR

Site Location STATE: GA

Requested Analysis Filtered (Y/N)

ITEM #	Section D Required Client Information: SAMPLE ID (A-Z, 0-9 / ,-) Sample IDs MUST BE UNIQUE	MATRIX CODE (see valid codes to left)	SAMPLE TYPE (G=GRAB C=COMP)	COLLECTED Composite Date	Composite Time	Composite Date	Composite Time	SAMPLE TEMP AT COLLECTION	# OF CONTAINERS	Unpreserved	H_2SO_4	HNO_3	HCl	NaOH	$Na_2S_2O_3$	Methanol	Other	Analysis Test Y/N	Chloride, Fluoride, Sulfate	Full App. III and IV metals	RAD 226/228	TDS	Residual Chlorine (Y/N)	Pace Project No./ Lab I.D.
	Valid Matrix Codes: MATRIX / CODE — DRINKING WATER DW, WATER WT, WASTE WATER WW, PRODUCT P, SOIL/SOLID SL, OIL OL, WIPE WP, AIR AIR, OTHER OT, TISSUE TS																	N	N	N	N			
1	HAM-HGWA-1	WG	G	8/5/24	16:37			19	5	2		3							X	X	X	X	N	006
2	HAM-HGWA-2	WG	G	8/5/24	16:30			21	5	2		3							X	X	X	X	N	007
3	HAM-HGWA-3	WG	G	8/5/24	16:33			20	5	2		3							X	X	X	X	N	008
4																								
5																								
6																								
7																								
8	TK 8/5/24					TK 8/5/24															TK 8/5/24			
9																								
10																								
11																								
12																								

ADDITIONAL COMMENTS	RELINQUISHED BY / AFFILIATION	DATE	TIME	ACCEPTED BY / AFFILIATION	DATE	TIME	SAMPLE CONDITIONS
Task Code: HAM-CCR-ASSMT-2024S2	Thomas Kessler	08/07/2024	1225	Ryan Williams / Pace	8/7/2024	1225	
	Ryan Williams / Pace	8/7/2024	1505	[illegible]	8/7/24	1505	

SAMPLER NAME AND SIGNATURE

PRINT Name of SAMPLER: T. Kessler, Z. Webb [illegible] / Geosyntec Consultants, Inc.

SIGNATURE of SAMPLER: [illegible] DATE Signed (MM/DD/YY): 08/08/24

Temp in °C	Received on Ice (Y/N)	Custody Sealed Cooler (Y/N)	Samples Intact (Y/N)

Quality Control Sample Performance Assessment

Pace Analytical™
www.pacelabs.com

Test:	Ra-228
Analyst:	JJS1
Date:	8/21/2024
Worklist:	80819
Matrix:	WT

Analyst Must Manually Enter All Fields Highlighted in Yellow.

Method Blank Assessment	
MB Sample ID	3359338
MB concentration:	0.622
M/B 2 Sigma CSU:	0.413
MB MDC:	0.764
MB Numerical Performance Indicator:	2.95
MB Status vs Numerical Indicator:	Warning
MB Status vs. MDC:	Pass

Laboratory Control Sample Assessment	LCSD (Y or N)?	Y
	LCS80819	LCSD80819
Count Date:	8/26/2024	8/26/2024
Spike I.D.:	23-043	23-043
Decay Corrected Spike Concentration (pCi/mL):	35.518	35.518
Volume Used (mL):	0.10	0.10
Aliquot Volume (L, g, F):	0.822	0.817
Target Conc. (pCi/L, g, F):	4.321	4.350
Uncertainty (Calculated):	0.212	0.213
Result (pCi/L, g, F):	3.208	3.585
LCS/LCSD 2 Sigma CSU (pCi/L, g, F):	0.810	0.863
Numerical Performance Indicator:	-2.61	-1.69
Percent Recovery:	74.25%	82.41%
Status vs Numerical Indicator:	N/A	N/A
Status vs Recovery:	Pass	Pass
Upper % Recovery Limits:	135%	135%
Lower % Recovery Limits:	60%	60%

Sample Matrix Spike Control Assessment	MS/MSD 1	MS/MSD 2
Sample Collection Date:		
Sample I.D.		
Sample MS I.D.		
Sample MSD I.D.		
Spike I.D.:		
MS/MSD Decay Corrected Spike Concentration (pCi/mL):		
Spike Volume Used in MS (mL):		
Spike Volume Used in MSD (mL):		
MS Aliquot (L, g, F):		
MS Target Conc.(pCi/L, g, F):		
MSD Aliquot (L, g, F):		
MSD Target Conc. (pCi/L, g, F):		
MS Spike Uncertainty (calculated):		
MSD Spike Uncertainty (calculated):		
Sample Result:		
Sample Result 2 Sigma CSU (pCi/L, g, F):		
Sample Matrix Spike Result:		
Matrix Spike Result 2 Sigma CSU (pCi/L, g, F):		
Sample Matrix Spike Duplicate Result:		
Matrix Spike Duplicate Result 2 Sigma CSU (pCi/L, g, F):		
MS Numerical Performance Indicator:		
MSD Numerical Performance Indicator:		
MS Percent Recovery:		
MSD Percent Recovery:		
MS Status vs Numerical Indicator:		
MSD Status vs Numerical Indicator:		
MS Status vs Recovery:		
MSD Status vs Recovery:		
MS/MSD Upper % Recovery Limits:		
MS/MSD Lower % Recovery Limits:		

Duplicate Sample Assessment		
Sample I.D.:	LCS80819	Enter Duplicate sample IDs if other than LCS/LCSD in the space below.
Duplicate Sample I.D.	LCSD80819	
Sample Result (pCi/L, g, F):	3.208	
Sample Result 2 Sigma CSU (pCi/L, g, F):	0.810	
Sample Duplicate Result (pCi/L, g, F):	3.585	
Sample Duplicate Result 2 Sigma CSU (pCi/L, g, F):	0.863	
Are sample and/or duplicate results below RL?	NO	
Duplicate Numerical Performance Indicator:	-0.624	
(Based on the LCS/LCSD Percent Recoveries) Duplicate RPD:	10.43%	
Duplicate Status vs Numerical Indicator:	Pass	
Duplicate Status vs RPD:	Pass	
% RPD Limit:	36%	

Matrix Spike/Matrix Spike Duplicate Sample Assessment		
Sample I.D.		
Sample MS I.D.		
Sample MSD I.D.		
Sample Matrix Spike Result:		
Matrix Spike Result 2 Sigma CSU (pCi/L, g, F):		
Sample Matrix Spike Duplicate Result:		
Matrix Spike Duplicate Result 2 Sigma CSU (pCi/L, g, F):		
Duplicate Numerical Performance Indicator:		
(Based on the Percent Recoveries) MS/ MSD Duplicate RPD:		
MS/ MSD Duplicate Status vs Numerical Indicator:		
MS/ MSD Duplicate Status vs RPD:		
% RPD Limit:		

Evaluation of duplicate precision is not applicable if either the sample or duplicate results are below the MDC.

Comments:

VAL
8/27/24

Quality Control Sample Performance Assessment

Pace Analytical™
www.pacelabs.com

Test:	Ra-226
Analyst:	SLC
Date:	1/7/1900
Worklist:	80838
Matrix:	W

Analyst Must Manually Enter All Fields Highlighted in Yellow.

Method Blank Assessment	
MB Sample ID	3361203
MB concentration:	-0.054
M/B 2 Sigma CSU:	0.120
MB MDC:	0.379
MB Numerical Performance Indicator:	-0.88
MB Status vs Numerical Indicator:	Pass
MB Status vs. MDC:	N/A

Laboratory Control Sample Assessment	LCSD (Y or N)?	Y
	LCS80838	LCSD80838
Count Date:	8/29/2024	8/29/2024
Spike I.D.:	23-014	23-014
Decay Corrected Spike Concentration (pCi/mL):	25.020	25.020
Volume Used (mL):	0.10	0.10
Aliquot Volume (L, g, F):	0.508	0.510
Target Conc. (pCi/L, g, F):	4.923	4.910
Uncertainty (Calculated):	0.231	0.231
Result (pCi/L, g, F):	4.245	3.953
LCS/LCSD 2 Sigma CSU (pCi/L, g, F):	0.897	0.854
Numerical Performance Indicator:	-1.44	-2.12
Percent Recovery:	86.22%	80.50%
Status vs Numerical Indicator:	Pass	Warning
Status vs Recovery:	N/A	N/A
Upper % Recovery Limits:	125%	125%
Lower % Recovery Limits:	75%	75%

Sample Matrix Spike Control Assessment	MS/MSD 1	MS/MSD 2
Sample Collection Date:		
Sample I.D.		
Sample MS I.D.		
Sample MSD I.D.		
Spike I.D.:		
MS/MSD Decay Corrected Spike Concentration (pCi/mL):		
Spike Volume Used in MS (mL):		
Spike Volume Used in MSD (mL):		
MS Aliquot (L, g, F):		
MS Target Conc.(pCi/L, g, F):		
MSD Aliquot (L, g, F):		
MSD Target Conc. (pCi/L, g, F):		
MS Spike Uncertainty (calculated):		
MSD Spike Uncertainty (calculated):		
Sample Result:		
Sample Result 2 Sigma CSU (pCi/L, g, F):		
Sample Matrix Spike Result:		
Matrix Spike Result 2 Sigma CSU (pCi/L, g, F):		
Sample Matrix Spike Duplicate Result:		
Matrix Spike Duplicate Result 2 Sigma CSU (pCi/L, g, F):		
MS Numerical Performance Indicator:		
MSD Numerical Performance Indicator:		
MS Percent Recovery:		
MSD Percent Recovery:		
MS Status vs Numerical Indicator:		
MSD Status vs Numerical Indicator:		
MS Status vs Recovery:		
MSD Status vs Recovery:		
MS/MSD Upper % Recovery Limits:		
MS/MSD Lower % Recovery Limits:		

Duplicate Sample Assessment		
Sample I.D.:	LCS80838	92746901002
Duplicate Sample I.D.	LCSD80838	92746901002DUP
Sample Result (pCi/L, g, F):	4.245	0.164
Sample Result 2 Sigma CSU (pCi/L, g, F):	0.897	0.200
Sample Duplicate Result (pCi/L, g, F):	3.953	0.244
Sample Duplicate Result 2 Sigma CSU (pCi/L, g, F):	0.854	0.199
Are sample and/or duplicate results below RL?	NO	See Below ##
Duplicate Numerical Performance Indicator:	0.462	-0.556
(Based on the LCS/LCSD Percent Recoveries) Duplicate RPD:	6.86%	39.19%
Duplicate Status vs Numerical Indicator:	Pass	Pass
Duplicate Status vs RPD:	N/A	N/A
% RPD Limit:	25%	25%

Matrix Spike/Matrix Spike Duplicate Sample Assessment		
Sample I.D.		
Sample MS I.D.		
Sample MSD I.D.		
Sample Matrix Spike Result:		
Matrix Spike Result 2 Sigma CSU (pCi/L, g, F):		
Sample Matrix Spike Duplicate Result:		
Matrix Spike Duplicate Result 2 Sigma CSU (pCi/L, g, F):		
Duplicate Numerical Performance Indicator:		
(Based on the Percent Recoveries) MS/ MSD Duplicate RPD:		
MS/ MSD Duplicate Status vs Numerical Indicator:		
MS/ MSD Duplicate Status vs RPD:		
% RPD Limit:		

Evaluation of duplicate precision is not applicable if either the sample or duplicate results are below the MDC.

Comments:

CJ 8-30-24

LAM 8/30/24

Pace Analytical Services, LLC
9800 Kincey Ave. Suite 100
Huntersville, NC 28078
(704)875-9092

September 10, 2024

Kristen Jurinko
Southern Company
241 Ralph McGill Blvd NE
Bin 10160
Atlanta, GA 30308

RE: Project: Hammond AP-2- RADs
Pace Project No.: 92746293

Dear Kristen Jurinko:

Enclosed are the analytical results for sample(s) received by the laboratory between August 07, 2024 and August 12, 2024. The results relate only to the samples included in this report. Results reported herein conform to the applicable TNI/NELAC Standards and the laboratory's Quality Manual, where applicable, unless otherwise noted in the body of the report.

The test results provided in this final report were generated by each of the following laboratories within the Pace Network:

- Pace Analytical Services - Greensburg

If you have any questions concerning this report, please feel free to contact me.

Sincerely,

Bonnie Vang

Bonnie Vang
bonnie.vang@pacelabs.com
704-977-0968
Project Manager

Enclosures

cc: Kip Gray, Geosyntec
Christine Hug, Geosyntec Consultants, Inc.
Thomas Kessler, Geosyntec Consultants
Whitney Law, Geosyntec Consultants
Laura Midkiff, Southern Company
Caroline Nelson, Geosyntec Consultants, Inc
Jamie Newsome, Geosyntec Consultants
Zain Webb, Geosyntec Consultants

REPORT OF LABORATORY ANALYSIS

This report shall not be reproduced, except in full,
without the written consent of Pace Analytical Services, LLC.

Pace Analytical Services, LLC
9800 Kincey Ave. Suite 100
Huntersville, NC 28078
(704)875-9092

CERTIFICATIONS

Project: Hammond AP-2- RADs
Pace Project No.: 92746293

Pace Analytical Services Pennsylvania
1638 Roseytown Rd Suites 2,3&4, Greensburg, PA 15601
ANAB DOD-ELAP Rad Accreditation #: L2417
ANABISO/IEC 17025:2017 Rad Cert#: L24170
Alabama Certification #: 41590
Arizona Certification #: AZ0734
Arkansas Certification
California Certification #: 2950
Colorado Certification #: PA01547
Connecticut Certification #: PH-0694
EPA Region 4 DW Rad
Florida/TNI Certification #: E87683
Georgia Certification #: C040
Guam Certification
Hawaii Certification
Idaho Certification
Illinois Certification
Indiana Certification
Iowa Certification #: 391
Kansas Certification #: E-10358
Kentucky Certification #: KY90133
KY WW Permit #: KY0098221
KY WW Permit #: KY0000221
Louisiana DHH/TNI Certification #: LA010
Louisiana DEQ/TNI Certification #: 04086
Maine Certification #: 2023021
Maryland Certification #: 308
Massachusetts Certification #: M-PA1457
Michigan/PADEP Certification #: 9991
Missouri Certification #: 235
Montana Certification #: Cert0082
Nebraska Certification #: NE-OS-29-14
Nevada Certification #: PA014572023-03
New Hampshire/TNI Certification #: 297622
New Jersey/TNI Certification #: PA051
New Mexico Certification #: PA01457
New York/TNI Certification #: 10888
North Carolina Certification #: 42706
North Dakota Certification #: R-190
Ohio EPA Rad Approval: #41249
Oregon/TNI Certification #: PA200002-015
Pennsylvania/TNI Certification #: 65-00282
Puerto Rico Certification #: PA01457
Rhode Island Certification #: 65-00282
South Dakota Certification
Tennessee Certification #: TN02867
Texas/TNI Certification #: T104704188-22-18
Utah/TNI Certification #: PA014572223-14
USDA Soil Permit #: 525-23-67-77263
Vermont Dept. of Health: ID# VT-0282
Virgin Island/PADEP Certification
Virginia/VELAP Certification #: 460198
Washington Certification #: C868
West Virginia DEP Certification #: 143
West Virginia DHHR Certification #: 9964C
Wisconsin Approve List for Rad

This report shall not be reproduced, except in full,
without the written consent of Pace Analytical Services, LLC.

Pace Analytical Services, LLC
9800 Kincey Ave. Suite 100
Huntersville, NC 28078
(704)875-9092

SAMPLE SUMMARY

Project: Hammond AP-2- RADs
Pace Project No.: 92746293

Lab ID	Sample ID	Matrix	Date Collected	Date Received
92746293001	**HAM-HGWA-4**	Water	08/06/24 10:02	08/07/24 12:25
92746293002	**HAM-HGWA-5**	Water	08/06/24 13:26	08/07/24 12:25
92746293003	**HAM-HGWA-6**	Water	08/06/24 12:13	08/07/24 12:25
92746293004	**HAM-HGWA-42D**	Water	08/06/24 15:32	08/07/24 12:25
92746293005	**HAM-HGWC-15**	Water	08/08/24 16:36	08/09/24 14:15
92746293006	**HAM-HGWC-17**	Water	08/08/24 17:20	08/09/24 14:15
92746293007	**HAM-HGWC-16**	Water	08/09/24 14:20	08/12/24 12:10
92746293008	**HAM-HGWC-18**	Water	08/09/24 12:23	08/12/24 12:10
92746293009	**HAM-MW-21D**	Water	08/09/24 11:01	08/12/24 12:10
92746293010	**HAM-MW-23D**	Water	08/09/24 09:34	08/12/24 12:10
92746293011	**HAM-MW-33**	Water	08/09/24 16:20	08/12/24 12:10
92746293012	**HAM-MW-35**	Water	08/09/24 13:07	08/12/24 12:10
92746293013	**HAM-MW-51**	Water	08/09/24 15:41	08/12/24 12:10
92746293014	**HAM-AP2-FD-01**	Water	08/09/24 00:00	08/12/24 12:10
92746293015	**HAM-AP2-EB-01**	Water	08/09/24 16:35	08/12/24 12:10
92746293016	**HAM-AP2-FB-01**	Water	08/09/24 16:30	08/12/24 12:10
92746293017	**HAM-HGWC-14**	Water	08/10/24 10:26	08/12/24 12:10
92746293018	**HAM-MW-22**	Water	08/10/24 17:27	08/12/24 12:10
92746293019	**HAM-MW-34D**	Water	08/10/24 15:55	08/12/24 12:10
92746293020	**HAM-MW-37D**	Water	08/10/24 12:32	08/12/24 12:10
92746293021	**HAM-AP2-FD-02**	Water	08/10/24 00:00	08/12/24 12:10
92746293022	**HAM-AP2-EB-02**	Water	08/10/24 18:25	08/12/24 12:10
92746293023	**HAM-AP2-FB-02**	Water	08/10/24 18:20	08/12/24 12:10

This report shall not be reproduced, except in full,
without the written consent of Pace Analytical Services, LLC.

Pace Analytical Services, LLC
9800 Kincey Ave. Suite 100
Huntersville, NC 28078
(704)875-9092

SAMPLE ANALYTE COUNT

Project: Hammond AP-2- RADs
Pace Project No.: 92746293

Lab ID	Sample ID	Method	Analysts	Analytes Reported	Laboratory
92746293001	**HAM-HGWA-4**	EPA 9315	SLC	1	PASI-PA
		EPA 9320	JJS1	1	PASI-PA
		Total Radium Calculation	JAL	1	PASI-PA
92746293002	**HAM-HGWA-5**	EPA 9315	SLC	1	PASI-PA
		EPA 9320	JJS1	1	PASI-PA
		Total Radium Calculation	JAL	1	PASI-PA
92746293003	**HAM-HGWA-6**	EPA 9315	SLC	1	PASI-PA
		EPA 9320	JJS1	1	PASI-PA
		Total Radium Calculation	JAL	1	PASI-PA
92746293004	**HAM-HGWA-42D**	EPA 9315	SLC	1	PASI-PA
		EPA 9320	JJS1	1	PASI-PA
		Total Radium Calculation	JAL	1	PASI-PA
92746293005	**HAM-HGWC-15**	EPA 9315	SLC	1	PASI-PA
		EPA 9320	VAL	1	PASI-PA
		Total Radium Calculation	JAL	1	PASI-PA
92746293006	**HAM-HGWC-17**	EPA 9315	SLC	1	PASI-PA
		EPA 9320	VAL	1	PASI-PA
		Total Radium Calculation	JAL	1	PASI-PA
92746293007	**HAM-HGWC-16**	EPA 9315	SLC	1	PASI-PA
		EPA 9320	VAL	1	PASI-PA
		Total Radium Calculation	JAL	1	PASI-PA
92746293008	**HAM-HGWC-18**	EPA 9315	SLC	1	PASI-PA
		EPA 9320	VAL	1	PASI-PA
		Total Radium Calculation	JAL	1	PASI-PA
92746293009	**HAM-MW-21D**	EPA 9315	SLC	1	PASI-PA
		EPA 9320	VAL	1	PASI-PA
		Total Radium Calculation	JAL	1	PASI-PA
92746293010	**HAM-MW-23D**	EPA 9315	SLC	1	PASI-PA
		EPA 9320	VAL	1	PASI-PA
		Total Radium Calculation	JAL	1	PASI-PA
92746293011	**HAM-MW-33**	EPA 9315	SLC	1	PASI-PA
		EPA 9320	VAL	1	PASI-PA
		Total Radium Calculation	JAL	1	PASI-PA
92746293012	**HAM-MW-35**	EPA 9315	SLC	1	PASI-PA
		EPA 9320	VAL	1	PASI-PA
		Total Radium Calculation	JAL	1	PASI-PA
92746293013	**HAM-MW-51**	EPA 9315	SLC	1	PASI-PA

This report shall not be reproduced, except in full,
without the written consent of Pace Analytical Services, LLC.

Pace Analytical Services, LLC
9800 Kincey Ave. Suite 100
Huntersville, NC 28078
(704)875-9092

SAMPLE ANALYTE COUNT

Project: Hammond AP-2- RADs
Pace Project No.: 92746293

Lab ID	Sample ID	Method	Analysts	Analytes Reported	Laboratory
		EPA 9320	VAL	1	PASI-PA
		Total Radium Calculation	JAL	1	PASI-PA
92746293014	**HAM-AP2-FD-01**	EPA 9315	SLC	1	PASI-PA
		EPA 9320	VAL	1	PASI-PA
		Total Radium Calculation	JAL	1	PASI-PA
92746293015	**HAM-AP2-EB-01**	EPA 9315	SLC	1	PASI-PA
		EPA 9320	VAL	1	PASI-PA
		Total Radium Calculation	JAL	1	PASI-PA
92746293016	**HAM-AP2-FB-01**	EPA 9315	SLC	1	PASI-PA
		EPA 9320	VAL	1	PASI-PA
		Total Radium Calculation	JAL	1	PASI-PA
92746293017	**HAM-HGWC-14**	EPA 9315	SLC	1	PASI-PA
		EPA 9320	VAL	1	PASI-PA
		Total Radium Calculation	JAL	1	PASI-PA
92746293018	**HAM-MW-22**	EPA 9315	SLC	1	PASI-PA
		EPA 9320	VAL	1	PASI-PA
		Total Radium Calculation	JAL	1	PASI-PA
92746293019	**HAM-MW-34D**	EPA 9315	SLC	1	PASI-PA
		EPA 9320	VAL	1	PASI-PA
		Total Radium Calculation	JAL	1	PASI-PA
92746293020	**HAM-MW-37D**	EPA 9315	SLC	1	PASI-PA
		EPA 9320	VAL	1	PASI-PA
		Total Radium Calculation	JAL	1	PASI-PA
92746293021	**HAM-AP2-FD-02**	EPA 9315	SLC	1	PASI-PA
		EPA 9320	VAL	1	PASI-PA
		Total Radium Calculation	JAL	1	PASI-PA
92746293022	**HAM-AP2-EB-02**	EPA 9315	SLC	1	PASI-PA
		EPA 9320	VAL	1	PASI-PA
		Total Radium Calculation	JAL	1	PASI-PA
92746293023	**HAM-AP2-FB-02**	EPA 9315	SLC	1	PASI-PA
		EPA 9320	VAL	1	PASI-PA
		Total Radium Calculation	JAL	1	PASI-PA

PASI-PA = Pace Analytical Services - Greensburg

This report shall not be reproduced, except in full,
without the written consent of Pace Analytical Services, LLC.

Pace Analytical Services, LLC
9800 Kincey Ave. Suite 100
Huntersville, NC 28078
(704)875-9092

SUMMARY OF DETECTION

Project: Hammond AP-2- RADs
Pace Project No.: 92746293

Lab Sample ID Method	Client Sample ID Parameters	Result	Units	Report Limit	Analyzed	Qualifiers
92746293001	**HAM-HGWA-4**					
EPA 9315	Radium-226	0.135U ± 0.179 (0.381) C:96% T:NA	pCi/L		08/29/24 08:42	
EPA 9320	Radium-228	0.234U ± 0.292 (0.617) C:82% T:87%	pCi/L		08/26/24 11:36	
Total Radium Calculation	Total Radium	0.369U ± 0.471 (0.998)	pCi/L		08/30/24 12:32	
92746293002	**HAM-HGWA-5**					
EPA 9315	Radium-226	0.0774U ± 0.185 (0.437) C:90% T:NA	pCi/L		08/29/24 08:42	
EPA 9320	Radium-228	0.534U ± 0.336 (0.627) C:84% T:89%	pCi/L		08/26/24 11:36	
Total Radium Calculation	Total Radium	0.611U ± 0.521 (1.06)	pCi/L		08/30/24 12:32	
92746293003	**HAM-HGWA-6**					
EPA 9315	Radium-226	0.191U ± 0.207 (0.421) C:88% T:NA	pCi/L		08/29/24 08:42	
EPA 9320	Radium-228	0.428U ± 0.316 (0.612) C:86% T:88%	pCi/L		08/26/24 11:36	
Total Radium Calculation	Total Radium	0.619U ± 0.523 (1.03)	pCi/L		08/30/24 12:32	
92746293004	**HAM-HGWA-42D**					
EPA 9315	Radium-226	0.222U ± 0.214 (0.426) C:94% T:NA	pCi/L		08/29/24 08:42	
EPA 9320	Radium-228	0.695 ± 0.347 (0.592) C:83% T:88%	pCi/L		08/26/24 11:36	
Total Radium Calculation	Total Radium	0.917U ± 0.561 (1.02)	pCi/L		08/30/24 12:32	

This report shall not be reproduced, except in full,
without the written consent of Pace Analytical Services, LLC.

Pace Analytical Services, LLC
9800 Kincey Ave. Suite 100
Huntersville, NC 28078
(704)875-9092

SUMMARY OF DETECTION

Project: Hammond AP-2- RADs
Pace Project No.: 92746293

Lab Sample ID Method	Client Sample ID Parameters	Result	Units	Report Limit	Analyzed	Qualifiers
92746293005	**HAM-HGWC-15**					
EPA 9315	Radium-226	0.0247U ± 0.109 (0.273) C:87% T:NA	pCi/L		09/03/24 08:24	
EPA 9320	Radium-228	0.0988U ± 0.360 (0.811) C:83% T:84%	pCi/L		08/27/24 15:40	
Total Radium Calculation	Total Radium	0.124U ± 0.469 (1.08)	pCi/L		09/03/24 16:40	
92746293006	**HAM-HGWC-17**					
EPA 9315	Radium-226	0.0236U ± 0.108 (0.269) C:89% T:NA	pCi/L		09/03/24 08:24	
EPA 9320	Radium-228	0.697U ± 0.404 (0.751) C:85% T:89%	pCi/L		08/27/24 15:41	
Total Radium Calculation	Total Radium	0.721U ± 0.512 (1.02)	pCi/L		09/03/24 16:40	
92746293007	**HAM-HGWC-16**					
EPA 9315	Radium-226	0.0643U ± 0.140 (0.327) C:77% T:NA	pCi/L		09/03/24 09:42	
EPA 9320	Radium-228	0.446U ± 0.355 (0.705) C:86% T:86%	pCi/L		08/27/24 15:41	
Total Radium Calculation	Total Radium	0.510U ± 0.495 (1.03)	pCi/L		09/03/24 16:40	
92746293008	**HAM-HGWC-18**					
EPA 9315	Radium-226	0.257U ± 0.176 (0.313) C:87% T:NA	pCi/L		09/03/24 09:42	
EPA 9320	Radium-228	0.858 ± 0.427 (0.745) C:85% T:83%	pCi/L		08/27/24 15:41	
Total Radium Calculation	Total Radium	1.12 ± 0.603 (1.06)	pCi/L		09/03/24 16:40	

This report shall not be reproduced, except in full,
without the written consent of Pace Analytical Services, LLC.

Pace Analytical Services, LLC
9800 Kincey Ave. Suite 100
Huntersville, NC 28078
(704)875-9092

SUMMARY OF DETECTION

Project: Hammond AP-2- RADs
Pace Project No.: 92746293

Lab Sample ID Method	Client Sample ID Parameters	Result	Units	Report Limit	Analyzed	Qualifiers
92746293009	**HAM-MW-21D**					
EPA 9315	Radium-226	0.0850U ± 0.114 (0.244) C:81% T:NA	pCi/L		09/03/24 09:43	
EPA 9320	Radium-228	0.441U ± 0.326 (0.632) C:87% T:87%	pCi/L		08/27/24 15:41	
Total Radium Calculation	Total Radium	0.526U ± 0.440 (0.876)	pCi/L		09/03/24 16:40	
92746293010	**HAM-MW-23D**					
EPA 9315	Radium-226	0.0431U ± 0.112 (0.268) C:85% T:NA	pCi/L		09/03/24 09:43	
EPA 9320	Radium-228	0.922 ± 0.431 (0.723) C:85% T:81%	pCi/L		08/27/24 15:41	
Total Radium Calculation	Total Radium	0.965U ± 0.543 (0.991)	pCi/L		09/03/24 16:40	
92746293011	**HAM-MW-33**					
EPA 9315	Radium-226	0.228U ± 0.150 (0.242) C:93% T:NA	pCi/L		09/03/24 08:24	
EPA 9320	Radium-228	0.501U ± 0.379 (0.745) C:79% T:91%	pCi/L		08/27/24 15:42	
Total Radium Calculation	Total Radium	0.729U ± 0.529 (0.987)	pCi/L		09/03/24 16:40	
92746293012	**HAM-MW-35**					
EPA 9315	Radium-226	0.221U ± 0.148 (0.249) C:93% T:NA	pCi/L		09/03/24 08:26	
EPA 9320	Radium-228	0.482U ± 0.354 (0.682) C:82% T:86%	pCi/L		08/27/24 15:42	
Total Radium Calculation	Total Radium	0.703U ± 0.502 (0.931)	pCi/L		09/03/24 16:40	

This report shall not be reproduced, except in full,
without the written consent of Pace Analytical Services, LLC.

Pace Analytical Services, LLC
9800 Kincey Ave. Suite 100
Huntersville, NC 28078
(704)875-9092

SUMMARY OF DETECTION

Project: Hammond AP-2- RADs
Pace Project No.: 92746293

Lab Sample ID Method	Client Sample ID Parameters	Result	Units	Report Limit	Analyzed	Qualifiers
92746293013	**HAM-MW-51**					
EPA 9315	Radium-226	0.0378U ± 0.117 (0.285) C:82% T:NA	pCi/L		09/02/24 14:41	
EPA 9320	Radium-228	0.440U ± 0.334 (0.650) C:89% T:85%	pCi/L		08/27/24 15:42	
Total Radium Calculation	Total Radium	0.478U ± 0.451 (0.935)	pCi/L		09/03/24 16:40	
92746293014	**HAM-AP2-FD-01**					
EPA 9315	Radium-226	0.299 ± 0.170 (0.260) C:86% T:NA	pCi/L		09/03/24 08:26	
EPA 9320	Radium-228	1.91 ± 0.597 (0.760) C:80% T:84%	pCi/L		08/27/24 15:43	
Total Radium Calculation	Total Radium	2.21 ± 0.767 (1.02)	pCi/L		09/03/24 16:40	
92746293015	**HAM-AP2-EB-01**					
EPA 9315	Radium-226	0.0298U ± 0.240 (0.612) C:84% T:NA	pCi/L		09/04/24 09:13	
EPA 9320	Radium-228	0.970 ± 0.441 (0.715) C:84% T:84%	pCi/L		08/28/24 14:36	
Total Radium Calculation	Total Radium	1.000U ± 0.681 (1.33)	pCi/L		09/05/24 15:42	
92746293016	**HAM-AP2-FB-01**					
EPA 9315	Radium-226	0.0559U ± 0.247 (0.619) C:77% T:NA	pCi/L		09/04/24 09:13	
EPA 9320	Radium-228	0.587U ± 0.358 (0.659) C:85% T:88%	pCi/L		08/28/24 14:36	
Total Radium Calculation	Total Radium	0.643U ± 0.605 (1.28)	pCi/L		09/05/24 15:42	

This report shall not be reproduced, except in full,
without the written consent of Pace Analytical Services, LLC.

Pace Analytical Services, LLC
9800 Kincey Ave. Suite 100
Huntersville, NC 28078
(704)875-9092

SUMMARY OF DETECTION

Project: Hammond AP-2- RADs
Pace Project No.: 92746293

Lab Sample ID Method	Client Sample ID Parameters	Result	Units	Report Limit	Analyzed	Qualifiers
92746293017	**HAM-HGWC-14**					
EPA 9315	Radium-226	0.453U ± 0.333 (0.620) C:97% T:NA	pCi/L		09/04/24 09:13	
EPA 9320	Radium-228	0.391U ± 0.345 (0.693) C:85% T:84%	pCi/L		08/28/24 14:36	
Total Radium Calculation	Total Radium	0.844U ± 0.678 (1.31)	pCi/L		09/05/24 15:42	
92746293018	**HAM-MW-22**					
EPA 9315	Radium-226	0.0412U ± 0.145 (0.370) C:89% T:NA	pCi/L		09/04/24 09:13	
EPA 9320	Radium-228	0.529U ± 0.336 (0.621) C:85% T:88%	pCi/L		08/28/24 14:37	
Total Radium Calculation	Total Radium	0.570U ± 0.481 (0.991)	pCi/L		09/05/24 15:42	
92746293019	**HAM-MW-34D**					
EPA 9315	Radium-226	0.0218U ± 0.239 (0.619) C:95% T:NA	pCi/L		09/04/24 09:13	
EPA 9320	Radium-228	0.568U ± 0.389 (0.745) C:84% T:83%	pCi/L		08/28/24 14:37	
Total Radium Calculation	Total Radium	0.590U ± 0.628 (1.36)	pCi/L		09/05/24 15:42	
92746293020	**HAM-MW-37D**					
EPA 9315	Radium-226	0.0842U ± 0.162 (0.373) C:97% T:NA	pCi/L		09/04/24 09:13	
EPA 9320	Radium-228	0.685 ± 0.363 (0.629) C:83% T:86%	pCi/L		08/28/24 14:37	
Total Radium Calculation	Total Radium	0.769U ± 0.525 (1.00)	pCi/L		09/05/24 15:42	

This report shall not be reproduced, except in full,
without the written consent of Pace Analytical Services, LLC.

Pace Analytical Services, LLC
9800 Kincey Ave. Suite 100
Huntersville, NC 28078
(704)875-9092

SUMMARY OF DETECTION

Project: Hammond AP-2- RADs
Pace Project No.: 92746293

Lab Sample ID Method	Client Sample ID Parameters	Result	Units	Report Limit	Analyzed	Qualifiers
92746293021	**HAM-AP2-FD-02**					
EPA 9315	Radium-226	0.325U ± 0.250 (0.435) C:94% T:NA	pCi/L		09/04/24 09:13	
EPA 9320	Radium-228	0.237U ± 0.320 (0.682) C:83% T:87%	pCi/L		08/28/24 14:37	
Total Radium Calculation	Total Radium	0.562U ± 0.570 (1.12)	pCi/L		09/05/24 15:42	
92746293022	**HAM-AP2-EB-02**					
EPA 9315	Radium-226	0.132U ± 0.184 (0.389) C:89% T:NA	pCi/L		09/04/24 09:13	
EPA 9320	Radium-228	0.216U ± 0.300 (0.642) C:83% T:87%	pCi/L		08/28/24 14:37	
Total Radium Calculation	Total Radium	0.348U ± 0.484 (1.03)	pCi/L		09/05/24 15:42	
92746293023	**HAM-AP2-FB-02**					
EPA 9315	Radium-226	0.0201U ± 0.135 (0.366) C:94% T:NA	pCi/L		09/04/24 09:13	
EPA 9320	Radium-228	0.320U ± 0.358 (0.750) C:85% T:87%	pCi/L		08/28/24 14:37	
Total Radium Calculation	Total Radium	0.340U ± 0.493 (1.12)	pCi/L		09/05/24 15:42	

This report shall not be reproduced, except in full,
without the written consent of Pace Analytical Services, LLC.

Pace Analytical Services, LLC
9800 Kincey Ave. Suite 100
Huntersville, NC 28078
(704)875-9092

ANALYTICAL RESULTS - RADIOCHEMISTRY

Project: Hammond AP-2- RADs
Pace Project No.: 92746293

Sample: HAM-HGWA-4 **Lab ID: 92746293001** Collected: 08/06/24 10:02 Received: 08/07/24 12:25 Matrix: Water
PWS: Site ID: Sample Type:
Comments: • The sampler's name and signature were not listed on the COC.

Parameters	Method	Act ± Unc (MDC) Carr Trac	Units	Analyzed	CAS No.	Qual
	Pace Analytical Services - Greensburg					
Radium-226	EPA 9315	**0.135U ± 0.179 (0.381) C:96% T:NA**	pCi/L	08/29/24 08:42	13982-63-3	
	Pace Analytical Services - Greensburg					
Radium-228	EPA 9320	**0.234U ± 0.292 (0.617) C:82% T:87%**	pCi/L	08/26/24 11:36	15262-20-1	
	Pace Analytical Services - Greensburg					
Total Radium	Total Radium Calculation	**0.369U ± 0.471 (0.998)**	pCi/L	08/30/24 12:32	7440-14-4	

This report shall not be reproduced, except in full,
without the written consent of Pace Analytical Services, LLC.

Pace Analytical Services, LLC
9800 Kincey Ave. Suite 100
Huntersville, NC 28078
(704)875-9092

ANALYTICAL RESULTS - RADIOCHEMISTRY

Project: Hammond AP-2- RADs
Pace Project No.: 92746293

Sample: HAM-HGWA-5 **Lab ID: 92746293002** Collected: 08/06/24 13:26 Received: 08/07/24 12:25 Matrix: Water
PWS: Site ID: Sample Type:

Parameters	Method	Act ± Unc (MDC) Carr Trac	Units	Analyzed	CAS No.	Qual
	Pace Analytical Services - Greensburg					
Radium-226	EPA 9315	**0.0774U ± 0.185 (0.437) C:90% T:NA**	pCi/L	08/29/24 08:42	13982-63-3	
	Pace Analytical Services - Greensburg					
Radium-228	EPA 9320	**0.534U ± 0.336 (0.627) C:84% T:89%**	pCi/L	08/26/24 11:36	15262-20-1	
	Pace Analytical Services - Greensburg					
Total Radium	Total Radium Calculation	**0.611U ± 0.521 (1.06)**	pCi/L	08/30/24 12:32	7440-14-4	

This report shall not be reproduced, except in full,
without the written consent of Pace Analytical Services, LLC.

Pace Analytical Services, LLC
9800 Kincey Ave. Suite 100
Huntersville, NC 28078
(704)875-9092

ANALYTICAL RESULTS - RADIOCHEMISTRY

Project: Hammond AP-2- RADs
Pace Project No.: 92746293

Sample: HAM-HGWA-6 **Lab ID: 92746293003** Collected: 08/06/24 12:13 Received: 08/07/24 12:25 Matrix: Water
PWS: Site ID: Sample Type:

Parameters	Method	Act ± Unc (MDC) Carr Trac	Units	Analyzed	CAS No.	Qual
	Pace Analytical Services - Greensburg					
Radium-226	EPA 9315	**0.191U ± 0.207 (0.421) C:88% T:NA**	pCi/L	08/29/24 08:42	13982-63-3	
	Pace Analytical Services - Greensburg					
Radium-228	EPA 9320	**0.428U ± 0.316 (0.612) C:86% T:88%**	pCi/L	08/26/24 11:36	15262-20-1	
	Pace Analytical Services - Greensburg					
Total Radium	Total Radium Calculation	**0.619U ± 0.523 (1.03)**	pCi/L	08/30/24 12:32	7440-14-4	

This report shall not be reproduced, except in full,
without the written consent of Pace Analytical Services, LLC.

Pace Analytical Services, LLC
9800 Kincey Ave. Suite 100
Huntersville, NC 28078
(704)875-9092

ANALYTICAL RESULTS - RADIOCHEMISTRY

Project: Hammond AP-2- RADs
Pace Project No.: 92746293

Sample: HAM-HGWA-42D **Lab ID: 92746293004** Collected: 08/06/24 15:32 Received: 08/07/24 12:25 Matrix: Water
PWS: Site ID: Sample Type:

Parameters	Method	Act ± Unc (MDC) Carr Trac	Units	Analyzed	CAS No.	Qual
	Pace Analytical Services - Greensburg					
Radium-226	EPA 9315	**0.222U ± 0.214 (0.426) C:94% T:NA**	pCi/L	08/29/24 08:42	13982-63-3	
	Pace Analytical Services - Greensburg					
Radium-228	EPA 9320	**0.695 ± 0.347 (0.592) C:83% T:88%**	pCi/L	08/26/24 11:36	15262-20-1	
	Pace Analytical Services - Greensburg					
Total Radium	Total Radium Calculation	**0.917U ± 0.561 (1.02)**	pCi/L	08/30/24 12:32	7440-14-4	

This report shall not be reproduced, except in full,
without the written consent of Pace Analytical Services, LLC.

Pace Analytical Services, LLC
9800 Kincey Ave. Suite 100
Huntersville, NC 28078
(704)875-9092

ANALYTICAL RESULTS - RADIOCHEMISTRY

Project: Hammond AP-2- RADs
Pace Project No.: 92746293

Sample: HAM-HGWC-15 **Lab ID: 92746293005** Collected: 08/08/24 16:36 Received: 08/09/24 14:15 Matrix: Water
PWS: Site ID: Sample Type:

Parameters	Method	Act ± Unc (MDC) Carr Trac	Units	Analyzed	CAS No.	Qual
	Pace Analytical Services - Greensburg					
Radium-226	EPA 9315	**0.0247U ± 0.109 (0.273) C:87% T:NA**	pCi/L	09/03/24 08:24	13982-63-3	
	Pace Analytical Services - Greensburg					
Radium-228	EPA 9320	**0.0988U ± 0.360 (0.811) C:83% T:84%**	pCi/L	08/27/24 15:40	15262-20-1	
	Pace Analytical Services - Greensburg					
Total Radium	Total Radium Calculation	**0.124U ± 0.469 (1.08)**	pCi/L	09/03/24 16:40	7440-14-4	

This report shall not be reproduced, except in full,
without the written consent of Pace Analytical Services, LLC.

Pace Analytical Services, LLC
9800 Kincey Ave. Suite 100
Huntersville, NC 28078
(704)875-9092

ANALYTICAL RESULTS - RADIOCHEMISTRY

Project: Hammond AP-2- RADs
Pace Project No.: 92746293

Sample: HAM-HGWC-17 **Lab ID: 92746293006** Collected: 08/08/24 17:20 Received: 08/09/24 14:15 Matrix: Water
PWS: Site ID: Sample Type:

Parameters	Method	Act ± Unc (MDC) Carr Trac	Units	Analyzed	CAS No.	Qual
	Pace Analytical Services - Greensburg					
Radium-226	EPA 9315	**0.0236U ± 0.108 (0.269) C:89% T:NA**	pCi/L	09/03/24 08:24	13982-63-3	
	Pace Analytical Services - Greensburg					
Radium-228	EPA 9320	**0.697U ± 0.404 (0.751) C:85% T:89%**	pCi/L	08/27/24 15:41	15262-20-1	
	Pace Analytical Services - Greensburg					
Total Radium	Total Radium Calculation	**0.721U ± 0.512 (1.02)**	pCi/L	09/03/24 16:40	7440-14-4	

This report shall not be reproduced, except in full,
without the written consent of Pace Analytical Services, LLC.

Pace Analytical Services, LLC
9800 Kincey Ave. Suite 100
Huntersville, NC 28078
(704)875-9092

ANALYTICAL RESULTS - RADIOCHEMISTRY

Project: Hammond AP-2- RADs
Pace Project No.: 92746293

Sample: HAM-HGWC-16 **Lab ID: 92746293007** Collected: 08/09/24 14:20 Received: 08/12/24 12:10 Matrix: Water
PWS: Site ID: Sample Type:

Parameters	Method	Act ± Unc (MDC) Carr Trac	Units	Analyzed	CAS No.	Qual
	Pace Analytical Services - Greensburg					
Radium-226	EPA 9315	**0.0643U ± 0.140 (0.327) C:77% T:NA**	pCi/L	09/03/24 09:42	13982-63-3	
	Pace Analytical Services - Greensburg					
Radium-228	EPA 9320	**0.446U ± 0.355 (0.705) C:86% T:86%**	pCi/L	08/27/24 15:41	15262-20-1	
	Pace Analytical Services - Greensburg					
Total Radium	Total Radium Calculation	**0.510U ± 0.495 (1.03)**	pCi/L	09/03/24 16:40	7440-14-4	

This report shall not be reproduced, except in full,
without the written consent of Pace Analytical Services, LLC.

Pace Analytical Services, LLC
9800 Kincey Ave. Suite 100
Huntersville, NC 28078
(704)875-9092

ANALYTICAL RESULTS - RADIOCHEMISTRY

Project: Hammond AP-2- RADs
Pace Project No.: 92746293

Sample: HAM-HGWC-18 **Lab ID: 92746293008** Collected: 08/09/24 12:23 Received: 08/12/24 12:10 Matrix: Water
PWS: Site ID: Sample Type:

Parameters	Method	Act ± Unc (MDC) Carr Trac	Units	Analyzed	CAS No.	Qual
	Pace Analytical Services - Greensburg					
Radium-226	EPA 9315	**0.257U ± 0.176 (0.313) C:87% T:NA**	pCi/L	09/03/24 09:42	13982-63-3	
	Pace Analytical Services - Greensburg					
Radium-228	EPA 9320	**0.858 ± 0.427 (0.745) C:85% T:83%**	pCi/L	08/27/24 15:41	15262-20-1	
	Pace Analytical Services - Greensburg					
Total Radium	Total Radium Calculation	**1.12 ± 0.603 (1.06)**	pCi/L	09/03/24 16:40	7440-14-4	

This report shall not be reproduced, except in full,
without the written consent of Pace Analytical Services, LLC.

Pace Analytical Services, LLC
9800 Kincey Ave. Suite 100
Huntersville, NC 28078
(704)875-9092

ANALYTICAL RESULTS - RADIOCHEMISTRY

Project: Hammond AP-2- RADs
Pace Project No.: 92746293

Sample: HAM-MW-21D **Lab ID: 92746293009** Collected: 08/09/24 11:01 Received: 08/12/24 12:10 Matrix: Water
PWS: Site ID: Sample Type:

Parameters	Method	Act ± Unc (MDC) Carr Trac	Units	Analyzed	CAS No.	Qual
	Pace Analytical Services - Greensburg					
Radium-226	EPA 9315	**0.0850U ± 0.114 (0.244) C:81% T:NA**	pCi/L	09/03/24 09:43	13982-63-3	
	Pace Analytical Services - Greensburg					
Radium-228	EPA 9320	**0.441U ± 0.326 (0.632) C:87% T:87%**	pCi/L	08/27/24 15:41	15262-20-1	
	Pace Analytical Services - Greensburg					
Total Radium	Total Radium Calculation	**0.526U ± 0.440 (0.876)**	pCi/L	09/03/24 16:40	7440-14-4	

This report shall not be reproduced, except in full,
without the written consent of Pace Analytical Services, LLC.

Pace Analytical Services, LLC
9800 Kincey Ave. Suite 100
Huntersville, NC 28078
(704)875-9092

ANALYTICAL RESULTS - RADIOCHEMISTRY

Project: Hammond AP-2- RADs
Pace Project No.: 92746293

Sample: HAM-MW-23D **Lab ID: 92746293010** Collected: 08/09/24 09:34 Received: 08/12/24 12:10 Matrix: Water
PWS: Site ID: Sample Type:

Parameters	Method	Act ± Unc (MDC) Carr Trac	Units	Analyzed	CAS No.	Qual
	Pace Analytical Services - Greensburg					
Radium-226	EPA 9315	**0.0431U ± 0.112 (0.268) C:85% T:NA**	pCi/L	09/03/24 09:43	13982-63-3	
	Pace Analytical Services - Greensburg					
Radium-228	EPA 9320	**0.922 ± 0.431 (0.723) C:85% T:81%**	pCi/L	08/27/24 15:41	15262-20-1	
	Pace Analytical Services - Greensburg					
Total Radium	Total Radium Calculation	**0.965U ± 0.543 (0.991)**	pCi/L	09/03/24 16:40	7440-14-4	

This report shall not be reproduced, except in full,
without the written consent of Pace Analytical Services, LLC.

Pace Analytical Services, LLC
9800 Kincey Ave. Suite 100
Huntersville, NC 28078
(704)875-9092

ANALYTICAL RESULTS - RADIOCHEMISTRY

Project: Hammond AP-2- RADs
Pace Project No.: 92746293

Sample: HAM-MW-33 **Lab ID: 92746293011** Collected: 08/09/24 16:20 Received: 08/12/24 12:10 Matrix: Water
PWS: Site ID: Sample Type:

Parameters	Method	Act ± Unc (MDC) Carr Trac	Units	Analyzed	CAS No.	Qual
	Pace Analytical Services - Greensburg					
Radium-226	EPA 9315	**0.228U ± 0.150 (0.242) C:93% T:NA**	pCi/L	09/03/24 08:24	13982-63-3	
	Pace Analytical Services - Greensburg					
Radium-228	EPA 9320	**0.501U ± 0.379 (0.745) C:79% T:91%**	pCi/L	08/27/24 15:42	15262-20-1	
	Pace Analytical Services - Greensburg					
Total Radium	Total Radium Calculation	**0.729U ± 0.529 (0.987)**	pCi/L	09/03/24 16:40	7440-14-4	

This report shall not be reproduced, except in full,
without the written consent of Pace Analytical Services, LLC.

Pace Analytical Services, LLC
9800 Kincey Ave. Suite 100
Huntersville, NC 28078
(704)875-9092

ANALYTICAL RESULTS - RADIOCHEMISTRY

Project: Hammond AP-2- RADs
Pace Project No.: 92746293

Sample: HAM-MW-35 **Lab ID: 92746293012** Collected: 08/09/24 13:07 Received: 08/12/24 12:10 Matrix: Water
PWS: Site ID: Sample Type:

Parameters	Method	Act ± Unc (MDC) Carr Trac	Units	Analyzed	CAS No.	Qual
	Pace Analytical Services - Greensburg					
Radium-226	EPA 9315	**0.221U ± 0.148 (0.249) C:93% T:NA**	pCi/L	09/03/24 08:26	13982-63-3	
	Pace Analytical Services - Greensburg					
Radium-228	EPA 9320	**0.482U ± 0.354 (0.682) C:82% T:86%**	pCi/L	08/27/24 15:42	15262-20-1	
	Pace Analytical Services - Greensburg					
Total Radium	Total Radium Calculation	**0.703U ± 0.502 (0.931)**	pCi/L	09/03/24 16:40	7440-14-4	

This report shall not be reproduced, except in full,
without the written consent of Pace Analytical Services, LLC.

Pace Analytical Services, LLC
9800 Kincey Ave. Suite 100
Huntersville, NC 28078
(704)875-9092

ANALYTICAL RESULTS - RADIOCHEMISTRY

Project: Hammond AP-2- RADs
Pace Project No.: 92746293

Sample: HAM-MW-51 **Lab ID: 92746293013** Collected: 08/09/24 15:41 Received: 08/12/24 12:10 Matrix: Water
PWS: Site ID: Sample Type:

Parameters	Method	Act ± Unc (MDC) Carr Trac	Units	Analyzed	CAS No.	Qual
	Pace Analytical Services - Greensburg					
Radium-226	EPA 9315	**0.0378U ± 0.117 (0.285) C:82% T:NA**	pCi/L	09/02/24 14:41	13982-63-3	
	Pace Analytical Services - Greensburg					
Radium-228	EPA 9320	**0.440U ± 0.334 (0.650) C:89% T:85%**	pCi/L	08/27/24 15:42	15262-20-1	
	Pace Analytical Services - Greensburg					
Total Radium	Total Radium Calculation	**0.478U ± 0.451 (0.935)**	pCi/L	09/03/24 16:40	7440-14-4	

This report shall not be reproduced, except in full,
without the written consent of Pace Analytical Services, LLC.

Pace Analytical Services, LLC
9800 Kincey Ave. Suite 100
Huntersville, NC 28078
(704)875-9092

ANALYTICAL RESULTS - RADIOCHEMISTRY

Project: Hammond AP-2- RADs
Pace Project No.: 92746293

Sample: HAM-AP2-FD-01 **Lab ID: 92746293014** Collected: 08/09/24 00:00 Received: 08/12/24 12:10 Matrix: Water
PWS: Site ID: Sample Type:

Parameters	Method	Act ± Unc (MDC) Carr Trac	Units	Analyzed	CAS No.	Qual
	Pace Analytical Services - Greensburg					
Radium-226	EPA 9315	**0.299 ± 0.170 (0.260) C:86% T:NA**	pCi/L	09/03/24 08:26	13982-63-3	
	Pace Analytical Services - Greensburg					
Radium-228	EPA 9320	**1.91 ± 0.597 (0.760) C:80% T:84%**	pCi/L	08/27/24 15:43	15262-20-1	
	Pace Analytical Services - Greensburg					
Total Radium	Total Radium Calculation	**2.21 ± 0.767 (1.02)**	pCi/L	09/03/24 16:40	7440-14-4	

This report shall not be reproduced, except in full,
without the written consent of Pace Analytical Services, LLC.

Pace Analytical Services, LLC
9800 Kincey Ave. Suite 100
Huntersville, NC 28078
(704)875-9092

ANALYTICAL RESULTS - RADIOCHEMISTRY

Project: Hammond AP-2- RADs
Pace Project No.: 92746293

Sample: HAM-AP2-EB-01 **Lab ID: 92746293015** Collected: 08/09/24 16:35 Received: 08/12/24 12:10 Matrix: Water
PWS: Site ID: Sample Type:

Parameters	Method	Act ± Unc (MDC) Carr Trac	Units	Analyzed	CAS No.	Qual
	Pace Analytical Services - Greensburg					
Radium-226	EPA 9315	**0.0298U ± 0.240 (0.612) C:84% T:NA**	pCi/L	09/04/24 09:13	13982-63-3	
	Pace Analytical Services - Greensburg					
Radium-228	EPA 9320	**0.970 ± 0.441 (0.715) C:84% T:84%**	pCi/L	08/28/24 14:36	15262-20-1	
	Pace Analytical Services - Greensburg					
Total Radium	Total Radium Calculation	**1.000U ± 0.681 (1.33)**	pCi/L	09/05/24 15:42	7440-14-4	

This report shall not be reproduced, except in full,
without the written consent of Pace Analytical Services, LLC.

Pace Analytical Services, LLC
9800 Kincey Ave. Suite 100
Huntersville, NC 28078
(704)875-9092

ANALYTICAL RESULTS - RADIOCHEMISTRY

Project: Hammond AP-2- RADs
Pace Project No.: 92746293

Sample: HAM-AP2-FB-01 **Lab ID: 92746293016** Collected: 08/09/24 16:30 Received: 08/12/24 12:10 Matrix: Water
PWS: Site ID: Sample Type:

Parameters	Method	Act ± Unc (MDC) Carr Trac	Units	Analyzed	CAS No.	Qual
	Pace Analytical Services - Greensburg					
Radium-226	EPA 9315	**0.0559U ± 0.247 (0.619) C:77% T:NA**	pCi/L	09/04/24 09:13	13982-63-3	
	Pace Analytical Services - Greensburg					
Radium-228	EPA 9320	**0.587U ± 0.358 (0.659) C:85% T:88%**	pCi/L	08/28/24 14:36	15262-20-1	
	Pace Analytical Services - Greensburg					
Total Radium	Total Radium Calculation	**0.643U ± 0.605 (1.28)**	pCi/L	09/05/24 15:42	7440-14-4	

This report shall not be reproduced, except in full,
without the written consent of Pace Analytical Services, LLC.

Pace Analytical Services, LLC
9800 Kincey Ave. Suite 100
Huntersville, NC 28078
(704)875-9092

ANALYTICAL RESULTS - RADIOCHEMISTRY

Project: Hammond AP-2- RADs
Pace Project No.: 92746293

Sample: HAM-HGWC-14 **Lab ID: 92746293017** Collected: 08/10/24 10:26 Received: 08/12/24 12:10 Matrix: Water
PWS: Site ID: Sample Type:

Parameters	Method	Act ± Unc (MDC) Carr Trac	Units	Analyzed	CAS No.	Qual
	Pace Analytical Services - Greensburg					
Radium-226	EPA 9315	**0.453U ± 0.333 (0.620) C:97% T:NA**	pCi/L	09/04/24 09:13	13982-63-3	
	Pace Analytical Services - Greensburg					
Radium-228	EPA 9320	**0.391U ± 0.345 (0.693) C:85% T:84%**	pCi/L	08/28/24 14:36	15262-20-1	
	Pace Analytical Services - Greensburg					
Total Radium	Total Radium Calculation	**0.844U ± 0.678 (1.31)**	pCi/L	09/05/24 15:42	7440-14-4	

This report shall not be reproduced, except in full,
without the written consent of Pace Analytical Services, LLC.

Pace Analytical Services, LLC
9800 Kincey Ave. Suite 100
Huntersville, NC 28078
(704)875-9092

ANALYTICAL RESULTS - RADIOCHEMISTRY

Project: Hammond AP-2- RADs
Pace Project No.: 92746293

Sample: HAM-MW-22 **Lab ID: 92746293018** Collected: 08/10/24 17:27 Received: 08/12/24 12:10 Matrix: Water
PWS: Site ID: Sample Type:

Parameters	Method	Act ± Unc (MDC) Carr Trac	Units	Analyzed	CAS No.	Qual
	Pace Analytical Services - Greensburg					
Radium-226	EPA 9315	**0.0412U ± 0.145 (0.370) C:89% T:NA**	pCi/L	09/04/24 09:13	13982-63-3	
	Pace Analytical Services - Greensburg					
Radium-228	EPA 9320	**0.529U ± 0.336 (0.621) C:85% T:88%**	pCi/L	08/28/24 14:37	15262-20-1	
	Pace Analytical Services - Greensburg					
Total Radium	Total Radium Calculation	**0.570U ± 0.481 (0.991)**	pCi/L	09/05/24 15:42	7440-14-4	

This report shall not be reproduced, except in full,
without the written consent of Pace Analytical Services, LLC.

Pace Analytical Services, LLC
9800 Kincey Ave. Suite 100
Huntersville, NC 28078
(704)875-9092

ANALYTICAL RESULTS - RADIOCHEMISTRY

Project: Hammond AP-2- RADs
Pace Project No.: 92746293

Sample: HAM-MW-34D **Lab ID: 92746293019** Collected: 08/10/24 15:55 Received: 08/12/24 12:10 Matrix: Water
PWS: Site ID: Sample Type:

Parameters	Method	Act ± Unc (MDC) Carr Trac	Units	Analyzed	CAS No.	Qual
	Pace Analytical Services - Greensburg					
Radium-226	EPA 9315	**0.0218U ± 0.239 (0.619) C:95% T:NA**	pCi/L	09/04/24 09:13	13982-63-3	
	Pace Analytical Services - Greensburg					
Radium-228	EPA 9320	**0.568U ± 0.389 (0.745) C:84% T:83%**	pCi/L	08/28/24 14:37	15262-20-1	
	Pace Analytical Services - Greensburg					
Total Radium	Total Radium Calculation	**0.590U ± 0.628 (1.36)**	pCi/L	09/05/24 15:42	7440-14-4	

This report shall not be reproduced, except in full,
without the written consent of Pace Analytical Services, LLC.

Pace Analytical Services, LLC
9800 Kincey Ave. Suite 100
Huntersville, NC 28078
(704)875-9092

ANALYTICAL RESULTS - RADIOCHEMISTRY

Project: Hammond AP-2- RADs
Pace Project No.: 92746293

Sample: HAM-MW-37D **Lab ID: 92746293020** Collected: 08/10/24 12:32 Received: 08/12/24 12:10 Matrix: Water
PWS: Site ID: Sample Type:

Parameters	Method	Act ± Unc (MDC) Carr Trac	Units	Analyzed	CAS No.	Qual
	Pace Analytical Services - Greensburg					
Radium-226	EPA 9315	**0.0842U ± 0.162 (0.373) C:97% T:NA**	pCi/L	09/04/24 09:13	13982-63-3	
	Pace Analytical Services - Greensburg					
Radium-228	EPA 9320	**0.685 ± 0.363 (0.629) C:83% T:86%**	pCi/L	08/28/24 14:37	15262-20-1	
	Pace Analytical Services - Greensburg					
Total Radium	Total Radium Calculation	**0.769U ± 0.525 (1.00)**	pCi/L	09/05/24 15:42	7440-14-4	

This report shall not be reproduced, except in full,
without the written consent of Pace Analytical Services, LLC.

Pace Analytical Services, LLC
9800 Kincey Ave. Suite 100
Huntersville, NC 28078
(704)875-9092

ANALYTICAL RESULTS - RADIOCHEMISTRY

Project: Hammond AP-2- RADs
Pace Project No.: 92746293

Sample: HAM-AP2-FD-02 **Lab ID: 92746293021** Collected: 08/10/24 00:00 Received: 08/12/24 12:10 Matrix: Water
PWS: Site ID: Sample Type:

Parameters	Method	Act ± Unc (MDC) Carr Trac	Units	Analyzed	CAS No.	Qual
	Pace Analytical Services - Greensburg					
Radium-226	EPA 9315	**0.325U ± 0.250 (0.435) C:94% T:NA**	pCi/L	09/04/24 09:13	13982-63-3	
	Pace Analytical Services - Greensburg					
Radium-228	EPA 9320	**0.237U ± 0.320 (0.682) C:83% T:87%**	pCi/L	08/28/24 14:37	15262-20-1	
	Pace Analytical Services - Greensburg					
Total Radium	Total Radium Calculation	**0.562U ± 0.570 (1.12)**	pCi/L	09/05/24 15:42	7440-14-4	

This report shall not be reproduced, except in full,
without the written consent of Pace Analytical Services, LLC.

Pace Analytical Services, LLC
9800 Kincey Ave. Suite 100
Huntersville, NC 28078
(704)875-9092

ANALYTICAL RESULTS - RADIOCHEMISTRY

Project: Hammond AP-2- RADs
Pace Project No.: 92746293

Sample: HAM-AP2-EB-02 **Lab ID: 92746293022** Collected: 08/10/24 18:25 Received: 08/12/24 12:10 Matrix: Water
PWS: Site ID: Sample Type:

Parameters	Method	Act ± Unc (MDC) Carr Trac	Units	Analyzed	CAS No.	Qual
	Pace Analytical Services - Greensburg					
Radium-226	EPA 9315	**0.132U ± 0.184 (0.389) C:89% T:NA**	pCi/L	09/04/24 09:13	13982-63-3	
	Pace Analytical Services - Greensburg					
Radium-228	EPA 9320	**0.216U ± 0.300 (0.642) C:83% T:87%**	pCi/L	08/28/24 14:37	15262-20-1	
	Pace Analytical Services - Greensburg					
Total Radium	Total Radium Calculation	**0.348U ± 0.484 (1.03)**	pCi/L	09/05/24 15:42	7440-14-4	

This report shall not be reproduced, except in full,
without the written consent of Pace Analytical Services, LLC.

Pace Analytical Services, LLC
9800 Kincey Ave. Suite 100
Huntersville, NC 28078
(704)875-9092

ANALYTICAL RESULTS - RADIOCHEMISTRY

Project: Hammond AP-2- RADs
Pace Project No.: 92746293

Sample: HAM-AP2-FB-02 **Lab ID: 92746293023** Collected: 08/10/24 18:20 Received: 08/12/24 12:10 Matrix: Water
PWS: Site ID: Sample Type:

Parameters	Method	Act ± Unc (MDC) Carr Trac	Units	Analyzed	CAS No.	Qual
	Pace Analytical Services - Greensburg					
Radium-226	EPA 9315	**0.0201U ± 0.135 (0.366) C:94% T:NA**	pCi/L	09/04/24 09:13	13982-63-3	
	Pace Analytical Services - Greensburg					
Radium-228	EPA 9320	**0.320U ± 0.358 (0.750) C:85% T:87%**	pCi/L	08/28/24 14:37	15262-20-1	
	Pace Analytical Services - Greensburg					
Total Radium	Total Radium Calculation	**0.340U ± 0.493 (1.12)**	pCi/L	09/05/24 15:42	7440-14-4	

This report shall not be reproduced, except in full,
without the written consent of Pace Analytical Services, LLC.

Pace Analytical Services, LLC
9800 Kincey Ave. Suite 100
Huntersville, NC 28078
(704)875-9092

QUALITY CONTROL - RADIOCHEMISTRY

Project: Hammond AP-2- RADs
Pace Project No.: 92746293

QC Batch: 690237
QC Batch Method: EPA 9315
Analysis Method: EPA 9315
Analysis Description: 9315 Total Radium
Laboratory: Pace Analytical Services - Greensburg
Associated Lab Samples: 92746293001, 92746293002, 92746293003, 92746293004

METHOD BLANK: 3361203
Matrix: Water
Associated Lab Samples: 92746293001, 92746293002, 92746293003, 92746293004

Parameter	Act ± Unc (MDC) Carr Trac	Units	Analyzed	Qualifiers
Radium-226	-0.0537 ± 0.120 (0.379) C:96% T:NA	pCi/L	08/29/24 08:40	

Results presented on this page are in the units indicated by the "Units" column except where an alternate unit is presented to the right of the result.

REPORT OF LABORATORY ANALYSIS

This report shall not be reproduced, except in full,
without the written consent of Pace Analytical Services, LLC.

Pace Analytical Services, LLC
9800 Kincey Ave. Suite 100
Huntersville, NC 28078
(704)875-9092

QUALITY CONTROL - RADIOCHEMISTRY

Project: Hammond AP-2- RADs
Pace Project No.: 92746293

QC Batch: 690241
QC Batch Method: EPA 9315
Analysis Method: EPA 9315
Analysis Description: 9315 Total Radium
Laboratory: Pace Analytical Services - Greensburg
Associated Lab Samples: 92746293015, 92746293016, 92746293017, 92746293018, 92746293019, 92746293020, 92746293021, 92746293022, 92746293023

METHOD BLANK: 3361208
Matrix: Water
Associated Lab Samples: 92746293015, 92746293016, 92746293017, 92746293018, 92746293019, 92746293020, 92746293021, 92746293022, 92746293023

Parameter	Act ± Unc (MDC) Carr Trac	Units	Analyzed	Qualifiers
Radium-226	0.159 ± 0.232 (0.507) C:86% T:NA	pCi/L	09/04/24 09:12	

Results presented on this page are in the units indicated by the "Units" column except where an alternate unit is presented to the right of the result.

This report shall not be reproduced, except in full,
without the written consent of Pace Analytical Services, LLC.

Pace Analytical Services, LLC
9800 Kincey Ave. Suite 100
Huntersville, NC 28078
(704)875-9092

QUALITY CONTROL - RADIOCHEMISTRY

Project: Hammond AP-2- RADs
Pace Project No.: 92746293

QC Batch: 689874 | Analysis Method: EPA 9320
QC Batch Method: EPA 9320 | Analysis Description: 9320 Radium 228
Laboratory: Pace Analytical Services - Greensburg

Associated Lab Samples: 92746293005, 92746293006, 92746293007, 92746293008, 92746293009, 92746293010, 92746293011, 92746293012, 92746293013, 92746293014

METHOD BLANK: 3359344 | Matrix: Water

Associated Lab Samples: 92746293005, 92746293006, 92746293007, 92746293008, 92746293009, 92746293010, 92746293011, 92746293012, 92746293013, 92746293014

Parameter	Act ± Unc (MDC) Carr Trac	Units	Analyzed	Qualifiers
Radium-228	0.277 ± 0.305 (0.635) C:86% T:88%	pCi/L	08/27/24 15:38	

Results presented on this page are in the units indicated by the "Units" column except where an alternate unit is presented to the right of the result.

This report shall not be reproduced, except in full,
without the written consent of Pace Analytical Services, LLC.

Pace Analytical Services, LLC
9800 Kincey Ave. Suite 100
Huntersville, NC 28078
(704)875-9092

QUALITY CONTROL - RADIOCHEMISTRY

Project: Hammond AP-2- RADs
Pace Project No.: 92746293

QC Batch: 690583
QC Batch Method: EPA 9320
Analysis Method: EPA 9320
Analysis Description: 9320 Radium 228
Laboratory: Pace Analytical Services - Greensburg
Associated Lab Samples: 92746293015, 92746293016, 92746293017, 92746293018, 92746293019, 92746293020, 92746293021, 92746293022, 92746293023

METHOD BLANK: 3362585
Matrix: Water
Associated Lab Samples: 92746293015, 92746293016, 92746293017, 92746293018, 92746293019, 92746293020, 92746293021, 92746293022, 92746293023

Parameter	Act ± Unc (MDC) Carr Trac	Units	Analyzed	Qualifiers
Radium-228	0.164 ± 0.321 (0.708) C:85% T:89%	pCi/L	08/28/24 14:36	

Results presented on this page are in the units indicated by the "Units" column except where an alternate unit is presented to the right of the result.

This report shall not be reproduced, except in full,
without the written consent of Pace Analytical Services, LLC.

Pace Analytical Services, LLC
9800 Kincey Ave. Suite 100
Huntersville, NC 28078
(704)875-9092

QUALITY CONTROL - RADIOCHEMISTRY

Project: Hammond AP-2- RADs
Pace Project No.: 92746293

QC Batch: 690239 | Analysis Method: EPA 9315
QC Batch Method: EPA 9315 | Analysis Description: 9315 Total Radium
Laboratory: Pace Analytical Services - Greensburg

Associated Lab Samples: 92746293005, 92746293006, 92746293007, 92746293008, 92746293009, 92746293010, 92746293011, 92746293012, 92746293013, 92746293014

METHOD BLANK: 3361205 | Matrix: Water

Associated Lab Samples: 92746293005, 92746293006, 92746293007, 92746293008, 92746293009, 92746293010, 92746293011, 92746293012, 92746293013, 92746293014

Parameter	Act ± Unc (MDC) Carr Trac	Units	Analyzed	Qualifiers
Radium-226	0.0785 ± 0.121 (0.267) C:85% T:NA	pCi/L	09/02/24 14:39	

Results presented on this page are in the units indicated by the "Units" column except where an alternate unit is presented to the right of the result.

This report shall not be reproduced, except in full,
without the written consent of Pace Analytical Services, LLC.

Pace Analytical Services, LLC
9800 Kincey Ave. Suite 100
Huntersville, NC 28078
(704)875-9092

QUALITY CONTROL - RADIOCHEMISTRY

Project: Hammond AP-2- RADs
Pace Project No.: 92746293

QC Batch: 689870
QC Batch Method: EPA 9320
Analysis Method: EPA 9320
Analysis Description: 9320 Radium 228
Laboratory: Pace Analytical Services - Greensburg
Associated Lab Samples: 92746293001, 92746293002, 92746293003, 92746293004

METHOD BLANK: 3359338
Matrix: Water
Associated Lab Samples: 92746293001, 92746293002, 92746293003, 92746293004

Parameter	Act ± Unc (MDC) Carr Trac	Units	Analyzed	Qualifiers
Radium-228	0.622 ± 0.413 (0.764) C:58% T:84%	pCi/L	08/26/24 11:33	

Results presented on this page are in the units indicated by the "Units" column except where an alternate unit is presented to the right of the result.

This report shall not be reproduced, except in full,
without the written consent of Pace Analytical Services, LLC.

Pace Analytical Services, LLC
9800 Kincey Ave. Suite 100
Huntersville, NC 28078
(704)875-9092

QUALIFIERS

Project: Hammond AP-2- RADs
Pace Project No.: 92746293

DEFINITIONS

DF - Dilution Factor, if reported, represents the factor applied to the reported data due to dilution of the sample aliquot.

ND - Not Detected at or above adjusted reporting limit.

TNTC - Too Numerous To Count

J - Estimated concentration above the adjusted method detection limit and below the adjusted reporting limit.

MDL - Adjusted Method Detection Limit.

PQL - Practical Quantitation Limit.

RL - Reporting Limit - The lowest concentration value that meets project requirements for quantitative data with known precision and bias for a specific analyte in a specific matrix.

S - Surrogate

1,2-Diphenylhydrazine decomposes to and cannot be separated from Azobenzene using Method 8270. The result for each analyte is a combined concentration.

Consistent with EPA guidelines, unrounded data are displayed and have been used to calculate % recovery and RPD values.

LCS(D) - Laboratory Control Sample (Duplicate)

MS(D) - Matrix Spike (Duplicate)

DUP - Sample Duplicate

RPD - Relative Percent Difference

NC - Not Calculable.

SG - Silica Gel - Clean-Up

U - Indicates the compound was analyzed for, but not detected.

Acid preservation may not be appropriate for 2 Chloroethylvinyl ether.

A separate vial preserved to a pH of 4-5 is recommended in SW846 Chapter 4 for the analysis of Acrolein and Acrylonitrile by EPA Method 8260.

N-Nitrosodiphenylamine decomposes and cannot be separated from Diphenylamine using Method 8270. The result reported for each analyte is a combined concentration.

Reported results are not rounded until the final step prior to reporting. Therefore, calculated parameters that are typically reported as "Total" may vary slightly from the sum of the reported component parameters.

Act - Activity

Unc - Uncertainty: SDWA = 1.96 sigma count uncertainty, all other matrices = Expanded Uncertainty (95% confidence interval). Gamma Spec = Expanded Uncertainty (95.4% Confidence Interval)

(MDC) - Minimum Detectable Concentration

Trac - Tracer Recovery (%)

Carr - Carrier Recovery (%)

Pace Analytical is TNI accredited. Contact your Pace PM for the current list of accredited analytes.

TNI - The NELAC Institute.

This report shall not be reproduced, except in full,
without the written consent of Pace Analytical Services, LLC.

Pace Analytical Services, LLC
9800 Kincey Ave. Suite 100
Huntersville, NC 28078
(704)875-9092

QUALITY CONTROL DATA CROSS REFERENCE TABLE

Project: Hammond AP-2- RADs
Pace Project No.: 92746293

Lab ID	Sample ID	QC Batch Method	QC Batch	Analytical Method	Analytical Batch
92746293001	**HAM-HGWA-4**	EPA 9315	690237		
92746293002	**HAM-HGWA-5**	EPA 9315	690237		
92746293003	**HAM-HGWA-6**	EPA 9315	690237		
92746293004	**HAM-HGWA-42D**	EPA 9315	690237		
92746293005	**HAM-HGWC-15**	EPA 9315	690239		
92746293006	**HAM-HGWC-17**	EPA 9315	690239		
92746293007	**HAM-HGWC-16**	EPA 9315	690239		
92746293008	**HAM-HGWC-18**	EPA 9315	690239		
92746293009	**HAM-MW-21D**	EPA 9315	690239		
92746293010	**HAM-MW-23D**	EPA 9315	690239		
92746293011	**HAM-MW-33**	EPA 9315	690239		
92746293012	**HAM-MW-35**	EPA 9315	690239		
92746293013	**HAM-MW-51**	EPA 9315	690239		
92746293014	**HAM-AP2-FD-01**	EPA 9315	690239		
92746293015	**HAM-AP2-EB-01**	EPA 9315	690241		
92746293016	**HAM-AP2-FB-01**	EPA 9315	690241		
92746293017	**HAM-HGWC-14**	EPA 9315	690241		
92746293018	**HAM-MW-22**	EPA 9315	690241		
92746293019	**HAM-MW-34D**	EPA 9315	690241		
92746293020	**HAM-MW-37D**	EPA 9315	690241		
92746293021	**HAM-AP2-FD-02**	EPA 9315	690241		
92746293022	**HAM-AP2-EB-02**	EPA 9315	690241		
92746293023	**HAM-AP2-FB-02**	EPA 9315	690241		
92746293001	**HAM-HGWA-4**	EPA 9320	689870		
92746293002	**HAM-HGWA-5**	EPA 9320	689870		
92746293003	**HAM-HGWA-6**	EPA 9320	689870		
92746293004	**HAM-HGWA-42D**	EPA 9320	689870		
92746293005	**HAM-HGWC-15**	EPA 9320	689874		
92746293006	**HAM-HGWC-17**	EPA 9320	689874		
92746293007	**HAM-HGWC-16**	EPA 9320	689874		
92746293008	**HAM-HGWC-18**	EPA 9320	689874		
92746293009	**HAM-MW-21D**	EPA 9320	689874		
92746293010	**HAM-MW-23D**	EPA 9320	689874		
92746293011	**HAM-MW-33**	EPA 9320	689874		
92746293012	**HAM-MW-35**	EPA 9320	689874		
92746293013	**HAM-MW-51**	EPA 9320	689874		
92746293014	**HAM-AP2-FD-01**	EPA 9320	689874		
92746293015	**HAM-AP2-EB-01**	EPA 9320	690583		
92746293016	**HAM-AP2-FB-01**	EPA 9320	690583		
92746293017	**HAM-HGWC-14**	EPA 9320	690583		
92746293018	**HAM-MW-22**	EPA 9320	690583		
92746293019	**HAM-MW-34D**	EPA 9320	690583		
92746293020	**HAM-MW-37D**	EPA 9320	690583		
92746293021	**HAM-AP2-FD-02**	EPA 9320	690583		
92746293022	**HAM-AP2-EB-02**	EPA 9320	690583		
92746293023	**HAM-AP2-FB-02**	EPA 9320	690583		

This report shall not be reproduced, except in full,
without the written consent of Pace Analytical Services, LLC.

Pace Analytical Services, LLC
9800 Kincey Ave. Suite 100
Huntersville, NC 28078
(704)875-9092

QUALITY CONTROL DATA CROSS REFERENCE TABLE

Project: Hammond AP-2- RADs
Pace Project No.: 92746293

Lab ID	Sample ID	QC Batch Method	QC Batch	Analytical Method	Analytical Batch
92746293001	**HAM-HGWA-4**	Total Radium Calculation	693014		
92746293002	**HAM-HGWA-5**	Total Radium Calculation	693014		
92746293003	**HAM-HGWA-6**	Total Radium Calculation	693014		
92746293004	**HAM-HGWA-42D**	Total Radium Calculation	693014		
92746293005	**HAM-HGWC-15**	Total Radium Calculation	693459		
92746293006	**HAM-HGWC-17**	Total Radium Calculation	693459		
92746293007	**HAM-HGWC-16**	Total Radium Calculation	693459		
92746293008	**HAM-HGWC-18**	Total Radium Calculation	693459		
92746293009	**HAM-MW-21D**	Total Radium Calculation	693459		
92746293010	**HAM-MW-23D**	Total Radium Calculation	693459		
92746293011	**HAM-MW-33**	Total Radium Calculation	693459		
92746293012	**HAM-MW-35**	Total Radium Calculation	693459		
92746293013	**HAM-MW-51**	Total Radium Calculation	693459		
92746293014	**HAM-AP2-FD-01**	Total Radium Calculation	693459		
92746293015	**HAM-AP2-EB-01**	Total Radium Calculation	694076		
92746293016	**HAM-AP2-FB-01**	Total Radium Calculation	694076		
92746293017	**HAM-HGWC-14**	Total Radium Calculation	694076		
92746293018	**HAM-MW-22**	Total Radium Calculation	694076		
92746293019	**HAM-MW-34D**	Total Radium Calculation	694076		
92746293020	**HAM-MW-37D**	Total Radium Calculation	694076		
92746293021	**HAM-AP2-FD-02**	Total Radium Calculation	694076		
92746293022	**HAM-AP2-EB-02**	Total Radium Calculation	694076		
92746293023	**HAM-AP2-FB-02**	Total Radium Calculation	694076		

This report shall not be reproduced, except in full,
without the written consent of Pace Analytical Services, LLC.

Pace

DC#_Title: ENV-FRM-HUNT-0083 v05_Sample Condition Upon Receipt

Effective Date: 05/24/2024

Laboratory receiving samples:
Asheville ☐ Eden ☐ Greenwood ☐ Huntersville ☐ Raleigh ☐ Mechanicsville ☐ Atlanta ☑ Kernersville ☐

Sample Condition Upon Receipt

Client Name: GA Power

Project #

WO# : 92746293

92746293

Courier: ☐ Commercial ☐ Fed Ex ☐ UPS ☐ USPS ☐ Client ☑ Pace ☐ Other:____

Custody Seal Present? ☐ Yes ☑ No Seals Intact? ☐ Yes ☐ No ☑ N/A

Date/Initials Person Examining Contents: 8/7/24 CSY

Packing Material: ☐ Bubble Wrap ☐ Bubble Bags ☑ None ☐ Other

Biological Tissue Frozen? ☐ Yes ☐ No ☑ N/A

Thermometer: ☐ IR Gun ID: 230

Type of Ice: ☑ Wet ☐ Blue ☐ None

Cooler Temp: 2.3 Correction Factor: Add/Subtract (°C) 2.3

Temp should be above freezing to 6°C
☐ Samples out of temp criteria. Samples on ice, cooling process has begun

Cooler Temp Corrected (°C): 2.3

USDA Regulated Soil (☐ N/A, water sample)
Did samples originate in a quarantine zone within the United States: CA, NY, or SC (check maps)? ☐ Yes ☐ No

Did samples originate from a foreign source (internationally, including Hawaii and Puerto Rico)? ☐ Yes ☐ No

				Comments/Discrepancy:
Chain of Custody Present?	☑ Yes	☐ No	☐ N/A	1.
Samples Arrived within Hold Time?	☑ Yes	☐ No	☐ N/A	2.
Short Hold Time Analysis (<72 hr.)?	☐ Yes	☑ No	☐ N/A	3.
Rush Turn Around Time Requested?	☐ Yes	☑ No	☐ N/A	4.
Sufficient Volume?	☑ Yes	☐ No	☐ N/A	5.
Correct Containers Used?	☑ Yes	☐ No	☐ N/A	6.
-Pace Containers Used?	☑ Yes	☐ No	☐ N/A	
Containers Intact?	☑ Yes	☐ No	☐ N/A	7.
Dissolved analysis: Samples Field Filtered?	☐ Yes	☐ No	☑ N/A	8.
Sample Labels Match COC? -Includes Date/Time/ID/Analysis Matrix: W	☑ Yes	☐ No	☐ N/A	9.
Headspace in VOA Vials (>5-6mm)?	☐ Yes	☐ No	☑ N/A	10.
Trip Blank Present?	☐ Yes	☐ No	☑ N/A	11.
Trip Blank Custody Seals Present?	☐ Yes	☐ No	☑ N/A	

COMMENTS/SAMPLE DISCREPANCY

Field Data Required? ☐ Yes ☐ No

Lot ID of split containers:

CLIENT NOTIFICATION/RESOLUTION

Person contacted: _____ Date/Time: _____

Project Manager SCURF Review: _____ Date: _____

Project Manager SRF Review: _____ Date: _____

Pace ANALYTICAL SERVICES

DC#_Title: ENV-FRM-HUN1-0083 v05_Sample Condition Upon Receipt

Effective Date: 05/24/2024

WO#: 92746293

Project #

PM: BV **Due Date: 08/28/24**

CLIENT: 92- GP-HAM

*Check mark top half of box if pH and/or dechlorination is verified and within the acceptance range for preservation samples.

Exceptions: VOA, Coliform, TOC, Oil and Grease, DRO/8015 (water) DOC, LLHg

**Bottom half of box is to list number of bottles

***Check all unpreserved Nitrates for chlorine

Laboratory Receiving Location: Asheville ☐ Eden ☐ Greenwood ☐ Huntersville ☐ Raleigh ☐ Mechanicsville ☐ Atlanta ☐ Kernersville ☐

Client_____ Profile/EZ (Circle one)_____ Notes_____

Item#	BP4U-125 mL Plastic Unpreserved (N/A) (Cl-)	BP3U-250 mL Plastic Unpreserved (N/A)	BP2U-500 mL Plastic Unpreserved (N/A)	BP1U-1 liter Plastic Unpreserved (N/A)	BPIN	BP4S-125 mL Plastic H2SO4 (pH < 2) (Cl-)	BP3N-250 mL plastic HNO3 (pH < 2)	BP4Z-125 mL Plastic ZN Acetate & NaOH (>9)	BP4B-125 mL Plastic NaOH (pH > 12) (Cl-)	WGFU-Wide-mouthed Glass jar Unpreserved	AG1U-1 liter Amber Unpreserved (N/A) (Cl-)	AG1H-1 liter Amber HCl (pH < 2)	AG3U-250 mL Amber Unpreserved (N/A) (Cl-)	AG1S-1 liter Amber H2SO4 (pH < 2)	AG3S-250 mL Amber H2SO4 (pH < 2)	DG9A-40 mL Amber NH4Cl (N/A)(Cl-)	DG9H-40 mL VOA HCl (N/A)	VG9T-40 mL VOA Na2S2O3 (N/A)	VG9U-40 mL VOA Unpreserved (N/A)	DG9V-40 mL VOA H3PO4 (N/A)	KP7U-50 mL Plastic Unpreserved (N/A)	V/GK (3 vials per kit)-VPH/Gas kit (N/A)	SP5T-125 mL Sterile Plastic (N/A – lab)	SP2T-250 mL Sterile Plastic (N/A – lab)		BP3R-250 mL Plastic (NH2)2SO4 (9.3-9.7)	AG0U-100 mL Amber Unpreserved (N/A) (Cl-)	VSGU-20 mL Scintillation vials (N/A)	DG9U-40 mL Amber Unpreserved vials (N/A)
CC																													
1		1	1		2		1																						
2		1	1		2		1																						
3		1	1		2		1																						
4		1	1		2		1																						
5																													
6																													
7																													
8																													
9																													
10																													
11																													
12																													

pH Adjustment Log for Preserved Samples

Sample ID	Type of Preservative	pH upon receipt	Date preservation adjusted	Time preservation adjusted	Amount of Preservative added	Lot #

Note: Whenever there is a discrepancy affecting North Carolina compliance samples, a copy of this form will be sent to the North Carolina DENR Certification Office (i.e. Out of hold, incorrect preservative, out of temp, incorrect containers.

Pace Analytical
www.pacelabs.com

CHAIN-OF-CUSTODY / Analytical Request Document

The Chain-of-Custody is a LEGAL DOCUMENT. All relevant fields must be completed accurately.

Page: 1 of 1

Section A
Required Client Information:

Company:	GA Power
Address:	Atlanta, GA
Email To:	SCS Contacts
Phone:	Fax:
Requested Due Date/TAT:	10 Day

Section B
Required Project Information:

Report To:	SCS Contacts
Copy To:	Geosyntec Contacts
Purchase Order No.:	
Project Name:	Plant Hammond AP-2
Project Number:	GW6581E

Section C
Invoice Information:

Attention:	Southern Co.
Company Name:	
Address:	
Pace Quote Reference:	
Pace Project Manager:	Bonnie Vang
Pace Profile #:	10839

REGULATORY AGENCY

☐ NPDES ☐ GROUND WATER ☐ DRINKING WATER
☐ UST ☐ RCRA ☑ OTHER CCR

Site Location STATE: GA

Section D
Required Client Information

Valid Matrix Codes

MATRIX	CODE
DRINKING WATER	DW
WATER	WT
WASTE WATER	WW
PRODUCT	P
SOIL/SOLID	SL
OIL	OL
WIPE	WP
AIR	AR
OTHER	OT
TISSUE	TS

Requested Analysis Filtered (Y/N)

ITEM #	SAMPLE ID (A-Z, 0-9 / ,-) Sample IDs MUST BE UNIQUE	MATRIX CODE (see valid codes to left)	SAMPLE TYPE (G=GRAB C=COMP)	COLLECTED COMPOSITE DATE	COLLECTED COMPOSITE TIME	COLLECTED COMPOSITE DATE	COLLECTED COMPOSITE TIME	SAMPLE TEMP AT COLLECTION	# OF CONTAINERS	Preservatives: Unpreserved	H_2SO_4	HNO_3	HCl	NaOH	$Na_2S_2O_3$	Methanol	Other	Analysis Test Y/N	Chloride, Fluoride, Sulfate	Full App. III and IV metals	RAD 226/228	TDS	Residual Chlorine (Y/N)	Pace Project No./ Lab I.D. 92746293
																			N	N	N	N		
1	HAM-HGWA-4	WG	G	8/6/24	10:02			21	5	2		3							X	X	X	X	N	001
2	HAM-HGWA-5	WG	G	8/6/24	13:26			22	5	2		3							X	X	X	X	N	002
3	HAM-HGWA-6	WG	G	8/6/24	12:13			21	5	2		3							X	X	X	X	N	003
4	HAM-HGWA-42D	WG	G	08/06/24	15:32			23	5	2		3							X	X	X	X	N	004
5																								
6																								
7																								
8																								
9																								
10																								
11																								
12																								

TK 8/6/24

ADDITIONAL COMMENTS	RELINQUISHED BY / AFFILIATION	DATE	TIME	ACCEPTED BY / AFFILIATION	DATE	TIME
Task Code: HAM-CCR-ASSMT-2024S2	Thomas Hessler / Geosyntec	08/07/2024	1725	Ryan Williams / Pace	8/7/2024	1225
	Ryan Williams / Pace	8/7/2024	1505	Charles Hurd	8/7/24	1505

SAMPLE CONDITIONS: Temp in °C | Received on Ice (Y/N) | Custody Sealed Cooler (Y/N) | Samples Intact (Y/N)

SAMPLER NAME AND SIGNATURE

PRINT Name of SAMPLER: T. Hessler Jacob Trivitt / Geosyntec Consultants, Inc.

SIGNATURE of SAMPLER: DATE Signed (MM/DD/YY): 08/06/24

Samples not Note: By signing this form you are accepting Pace's NET 30 day payment terms and agreeing to late charges of 1.5% per month for any invoices not paid within 30 days.

FALL-04-0206-07, 15-Feb-2007

Pace	DC#_Title: ENV-FRM-HUN1-0083 v05_Sample Condition Upon Receipt
	Effective Date: 05/24/2024

Laboratory receiving samples:
Asheville ☐ Eden ☐ Greenwood ☐ Huntersville ☐ Raleigh ☐ Mechanicsville ☐ Atlanta ☑ Kernersville ☐

Sample Condition Upon Receipt

Client Name: GA Power

Project #: 92746293

Courier: ☐ Commercial ☐ Fed Ex ☑ Pace ☐ UPS ☐ USPS ☐ Other:____ ☐ Client

Custody Seal Present? ☐ Yes ☑ No Seals Intact? ☐ Yes ☐ No ☑ N/A

Date/Initials Person Examining Contents: 8/9/24 CM

Packing Material: ☐ Bubble Wrap ☐ Bubble Bags ☑ None ☐ Other

Biological Tissue Frozen? ☐ Yes ☐ No ☐ N/A

Thermometer: ☑ IR Gun ID: 230 Type of Ice: ☑ Wet ☐ Blue ☐ None

Cooler Temp: 2.1 Correction Factor: Add/Subtract (°C) 0.0

Temp should be above freezing to 6°C
☐ Samples out of temp criteria. Samples on ice, cooling process has begun

Cooler Temp Corrected (°C): 2.1

USDA Regulated Soil (☐ N/A, water sample)
Did samples originate in a quarantine zone within the United States: CA, NY, or SC (check maps)? ☐ Yes ☐ No

Did samples originate from a foreign source (internationally, including Hawaii and Puerto Rico)? ☐ Yes ☐ No

				Comments/Discrepancy:
Chain of Custody Present?	☑ Yes	☐ No	☐ N/A	1.
Samples Arrived within Hold Time?	☑ Yes	☐ No	☐ N/A	2.
Short Hold Time Analysis (<72 hr.)?	☐ Yes	☑ No	☐ N/A	3.
Rush Turn Around Time Requested?	☐ Yes	☑ No	☐ N/A	4.
Sufficient Volume?	☑ Yes	☐ No	☐ N/A	5.
Correct Containers Used?	☑ Yes	☐ No	☐ N/A	6.
-Pace Containers Used?	☑ Yes	☐ No	☐ N/A	
Containers Intact?	☑ Yes	☐ No	☐ N/A	7.
Dissolved analysis: Samples Field Filtered?	☐ Yes	☐ No	☑ N/A	8.
Sample Labels Match COC? -Includes Date/Time/ID/Analysis Matrix: W	☑ Yes	☐ No	☐ N/A	9.
Headspace in VOA Vials (>5-6mm)?	☐ Yes	☐ No	☑ N/A	10.
Trip Blank Present?	☐ Yes	☐ No	☑ N/A	11.
Trip Blank Custody Seals Present?	☐ Yes	☐ No	☑ N/A	

Field Data Required? ☐ Yes ☐ No

COMMENTS/SAMPLE DISCREPANCY

Lot ID of split containers:

CLIENT NOTIFICATION/RESOLUTION

Person contacted: Date/Time:

Project Manager SCURF Review: Date:

Project Manager SRF Review: Date:

Pace

DC#_Title: ENV-FRM-HUN1-0083 v05_Sample Condition Upon Receipt

Effective Date: 05/24/2024

*Check mark top half of box if pH and/or dechlorination is verified and within the acceptance range for preservation samples.
Exceptions: VOA, Coliform, TOC, Oil and Grease, DRO/8015 (water) DOC, LLHg
**Bottom half of box is to list number of bottles
***Check all unpreserved Nitrates for chlorine

Project #

Laboratory Receiving Location: Asheville ☐ Eden☐ Greenwood ☐ Huntersville ☐ Raleigh☐ Mechanicsville☐ Atlanta☐ Kernersville☐

Client_____ Profile/EZ (Circle one)_____ Notes_____

Item#	BP4U-125 mL Plastic Unpreserved (N/A) (Cl-)	BP3U-250 mL Plastic Unpreserved (N/A)	BP2U-500 mL Plastic Unpreserved (N/A)	BP1U-1 liter Plastic Unpreserved (N/A)		BP4S-125 mL Plastic H2SO4 (pH < 2) (Cl-)	BP3N-250 mL plastic HNO3 (pH < 2)	BP4Z-125 mL Plastic ZN Acetate & NaOH (>9)	BP4B-125 mL Plastic NaOH (pH > 12) (Cl-)	WGFU-Wide-mouthed Glass Jar Unpreserved	AG1U-1 liter Amber Unpreserved (N/A) (Cl-)	AG1H-1 liter Amber HCl (pH < 2)	AG3U-250 mL Amber Unpreserved (N/A) (Cl-)	AG1S-1 liter Amber H2SO4 (pH < 2)	AG3S-250 ml Amber H2SO4 (pH < 2)	DG94-40 mL Amber NH4Cl (N/A)(Cl-)	DG9H-40 mL VOA HCl (N/A)	VG9T-40 mL VOA Na2S2O3 (N/A)	VG9U-40 mL VOA Unpreserved (N/A)	DG9V-40 mL VOA H3PO4 (N/A)	KP7U-50 mL Plastic Unpreserved (N/A)	V/GK (3 vials per kit)-VPH/Gas kit (N/A)	SP5T-125 mL Sterile Plastic (N/A – lab)	SP2T-250 mL Sterile Plastic (N/A – lab)	BP3N	BP3R-250 mL Plastic (NH2)2SO4 (9.3-9.7)	AG0U-100 mL Amber Unpreserved (N/A) (Cl-)	VSGU-20 mL Scintillation vials (N/A)	DG9U-40 mL Amber Unpreserved vials (N/A)
CC																													
1		1	1				1																		2				
2		1	1				1																		2				
3																													
4																													
5																													
6																													
7																													
8																													
9																													
10																													
11																													
12																													

pH Adjustment Log for Preserved Samples

Sample ID	Type of Preservative	pH upon receipt	Date preservation adjusted	Time preservation adjusted	Amount of Preservative added	Lot #

Note: Whenever there is a discrepancy affecting North Carolina compliance samples, a copy of this form will be sent to the North Carolina DENR Certification Office (i.e. Out of hold, incorrect preservative, out of temp, incorrect containers.

Pace Analytical

CHAIN-OF-CUSTODY / Analytical Request Document

The Chain-of-Custody is a LEGAL DOCUMENT. All relevant fields must be completed accurately.

Page: 1 of 1

Section A Required Client Information

Company:	GA Power
Address:	Atlanta, GA
Email To:	SCS Contacts
Phone:	Fax:
Requested Due Date/TAT:	10 Day

Section B Required Project Information

Report To:	SCS Contacts
Copy To:	Geosyntec Contacts
Purchase Order No.:	
Project Name:	Plant Hammond AP-2
Project Number:	GW6581E

Section C Invoice Information

Attention:	Southern Co.
Company Name:	
Address:	
Pace Quote Reference:	
Pace Project Manager:	Bonnie Vang
Pace Profile #:	10839

REGULATORY AGENCY

☐ NPDES ☐ GROUND WATER ☐ DRINKING WATER
☐ UST ☐ RCRA ☑ OTHER

Site Location
STATE: GA

Section D Required Client Information

Valid Matrix Codes: MATRIX CODE — DRINKING WATER DW; WATER WT; WASTE WATER WW; PRODUCT P; SOIL/SOLID SL; OIL OL; WIPE WP; AIR AIR; TISSUE TS; OTHER OT

SAMPLE ID (A-Z, 0-9 / ,-) Sample IDs MUST BE UNIQUE

ITEM #	SAMPLE ID	MATRIX CODE (see valid codes above)	SAMPLE TYPE (G=GRAB C=COMP)	COLLECTED COMPOSITE START DATE	COLLECTED COMPOSITE START TIME	COLLECTED COMPOSITE END DATE	COLLECTED COMPOSITE END TIME	SAMPLE TEMP AT COLLECTION	# OF CONTAINERS	Unpreserved	H_2SO_4	HNO_3	HCl	NaOH	$Na_2S_2O_3$	Methanol	Other	Analysis Test Y/N	Chloride, Fluoride, Sulfate	Total Alpha, Ra 226 and Ra 228	KGD 226-228	EDB	Residual Chlorine (Y/N)	Pace Project No./ Lab I.D.
										Preservatives								Requested Analysis Filtered (Y/N)						
1	HAM-HGWC-15	WG	G	08/08/2024	1635			21	5	2		3							X	X	X	X	N	005
2	HAM-HGWC-17	WG	G	08/08/2024	1720			21	5	2		3							X	X	X	X	N	006
3																								
4																								
5																								
6																								
7																								
8																								
9																								
10																								
11																								
12																								

ADDITIONAL COMMENTS	RELINQUISHED BY / AFFILIATION	DATE	TIME	ACCEPTED BY / AFFILIATION	DATE	TIME	SAMPLE CONDITIONS
Task Code: HAM-GCR-ASSMT-202452	Cameron Hoesslin / Geosyntec	08/08/24	[illegible]	[illegible]	[illegible]	[illegible]	
	Thomas Kesslin / Geosyntec	08/09/24	1415	Ryan Williams / Pace	8/9/2024	1415	
	Ryan Williams / Pace	8/9/2024	1655	[illegible]	8/9/24	1655	

SAMPLER NAME AND SIGNATURE

PRINT Name of SAMPLER: Cameron Hoesslin / Geosyntec Consultants, Inc

SIGNATURE of SAMPLER: [signature] DATE Signed (MM/DD/YY): 08/08/24

Temp in C | Received on Ice (Y/N) | Custody Sealed Cooler (Y/N) | Samples Intact (Y/N)

Pace ANALYTICAL SERVICES	DC#_Title: ENV-FRM-HUN1-0083 v05_Sample Condition Upon Receipt
	Effective Date: 05/24/2024

Laboratory receiving samples:
Asheville ☐ Eden ☐ Greenwood ☐ Huntersville ☐ Raleigh ☐ Mechanicsville ☐ Atlanta ☑ Kernersville ☐

Sample Condition Upon Receipt

Client Name: Georgia Power

Project #:

WO#: 92746293
PM: BV Due Date: 08/28/24
CLIENT: 92- GP-HAM

Courier: ☐ Fed Ex ☑ UPS ☐ USPS ☐ Client ☐ Commercial ☑ Pace ☐ Other:____

Custody Seal Present? ☐ Yes ☑ No **Seals Intact?** ☐ Yes ☐ No ☑ N/A

Date/Initials Person Examining Contents: 8/12/24 CAB

Packing Material: ☐ Bubble Wrap ☐ Bubble Bags ☑ None ☐ Other

Biological Tissue Frozen? ☐ Yes ☐ No ☐ N/A

Thermometer:
☐ IR Gun ID: 230 **Type of Ice:** ☑ Wet ☐ Blue ☐ None

Cooler Temp: 2.1 **Correction Factor:** Add/Subtract (°C) 0.0

Temp should be above freezing to 6°C
☐ Samples out of temp criteria. Samples on ice, cooling process has begun

Cooler Temp Corrected (°C): 2.1

USDA Regulated Soil (☐ N/A, water sample)
Did samples originate in a quarantine zone within the United States: CA, NY, or SC (check maps)? ☐ Yes ☐ No

Did samples originate from a foreign source (internationally, including Hawaii and Puerto Rico)? ☐ Yes ☐ No

				Comments/Discrepancy:
Chain of Custody Present?	☑ Yes	☐ No	☐ N/A	1.
Samples Arrived within Hold Time?	☑ Yes	☐ No	☐ N/A	2.
Short Hold Time Analysis (<72 hr.)?	☐ Yes	☑ No	☐ N/A	3.
Rush Turn Around Time Requested?	☐ Yes	☑ No	☐ N/A	4.
Sufficient Volume?	☑ Yes	☐ No	☐ N/A	5.
Correct Containers Used?	☑ Yes	☐ No	☐ N/A	6.
-Pace Containers Used?	☑ Yes	☐ No	☐ N/A	
Containers Intact?	☑ Yes	☐ No	☐ N/A	7.
Dissolved analysis: Samples Field Filtered?	☐ Yes	☐ No	☑ N/A	8.
Sample Labels Match COC?	☑ Yes	☐ No	☐ N/A	9.
-Includes Date/Time/ID/Analysis Matrix: W				
Headspace in VOA Vials (>5-6mm)?	☐ Yes	☐ No	☑ N/A	10.
Trip Blank Present?	☐ Yes	☐ No	☑ N/A	11.
Trip Blank Custody Seals Present?	☐ Yes	☐ No	☑ N/A	

COMMENTS/SAMPLE DISCREPANCY

Field Data Required? ☐ Yes ☐ No

Lot ID of split containers:

CLIENT NOTIFICATION/RESOLUTION

Person contacted: _____ Date/Time: _____

Project Manager SCURF Review: _____ **Date:** _____

Project Manager SRF Review: _____ **Date:** _____

Pace ANALYTICAL SERVICES

Effective Date: 05/24/2024

WO#: 92746293

PM: BV Due Date: 08/28/24

CLIENT: 92- GP-HAM

Project #

*Check mark top half of box if pH and/or dechlorination is verified and within the acceptance range for preservation samples.

Exceptions: VOA, Coliform, TOC, Oil and Grease, DRO/8015 (water) DOC, LLHg

**Bottom half of box is to list number of bottles

***Check all unpreserved Nitrates for chlorine

Laboratory Receiving Location: Asheville ☐ Eden ☐ Greenwood ☐ Huntersville ☐ Raleigh ☐ Mechanicsville ☐ Atlanta ☐ Kernersville ☐

Client_____ Profile/EZ (Circle one)_____ Notes_____

Item#	BP4U-125 mL Plastic Unpreserved (N/A) (Cl-)	BP3U-250 mL Plastic Unpreserved (N/A)	BP2U-500 mL Plastic Unpreserved (N/A)	BP1U-1 liter Plastic Unpreserved (N/A)		BP4S-125 mL Plastic H2SO4 (pH < 2) (Cl-)	BP3N-250 mL plastic HNO3 (pH < 2)	BP4Z-125 mL Plastic ZN Acetate & NaOH (>9)	BP4B-125 mL Plastic NaOH (pH > 12) (Cl-)	WGFU-Wide-mouthed Glass jar Unpreserved	AG1U-1 liter Amber Unpreserved (N/A) (Cl-)	AG1H-1 liter Amber HCl (pH < 2)	AG3U-250 mL Amber Unpreserved (N/A) (Cl-)	AG1S-1 liter Amber H2SO4 (pH < 2)	AG3S-250 mL Amber H2SO4 (pH < 2)	DG94-40 mL Amber NH4Cl (N/A)(Cl-)	DG9H-40 mL VOA HCl (N/A)	VG9T-40 mL VOA Na2S2O3 (N/A)	VG9U-40 mL VOA Unpreserved (N/A)	DG9V-40 mL VOA H3PO4 (N/A)	KP7U-50 mL Plastic Unpreserved (N/A)	V/GK (3 vials per kit)-VPH/Gas kit (N/A)	SP5T-125 mL Sterile Plastic (N/A – lab)	SP2T-250 mL Sterile Plastic (N/A – lab)	BP3R-250 mL Plastic (NH2)2SO4 (9.3-9.7)	AG0U-100 mL Amber Unpreserved (N/A) (Cl-)	VSGU-20 mL Scintillation vials (N/A)
CC																												
1																												
2																												
3																												
4																												
5																												
6																												
7																												
8																												
9																												
10																												
11																												
12																												

pH Adjustment Log for Preserved Samples

Sample ID	Type of Preservative	pH upon receipt	Date preservation adjusted	Time preservation adjusted	Amount of Preservative added	Lot #

Note: Whenever there is a discrepancy affecting North Carolina compliance samples, a copy of this form will be sent to the North Carolina DENR Certification Office (i.e. Out of hold, incorrect preservative, out of temp, incorrect containers.

Pace Analytical
www.pacelabs.com

CHAIN-OF-CUSTODY / Analytical Request Document

The Chain-of-Custody is a LEGAL DOCUMENT. All relevant fields must be completed accurately.

Page: 1 of 1

Section A Required Client Information:		Section B Required Project Information:		Section C Invoice Information:	
Company:	GA Power	Report To:	SCS Contacts	Attention:	Southern Co.
Address:	Atlanta, GA	Copy To:	Geosyntec Contacts	Company Name:	
				Address:	
Email To:	SCS Contacts	Purchase Order No.:		Pace Quote Reference:	
Phone:	Fax:	Project Name:	Plant Hammond AP-2	Pace Project Manager:	Bonnie Vang
Requested Due Date/TAT:	10 Day	Project Number:	GW6581E	Pace Profile #:	10839

REGULATORY AGENCY

☐ NPDES ☐ GROUND WATER ☐ DRINKING WATER
☐ UST ☐ RCRA ☑ OTHER CCR

Site Location STATE: GA

Section D Required Client Information

Valid Matrix Codes: MATRIX / CODE — DRINKING WATER, WATER, WASTE WATER, PRODUCT, SOIL/SOLID, OIL, WIPE, AIR, OTHER, TISSUE

SAMPLE ID (A-Z, 0-9 / ,-) Sample IDs MUST BE UNIQUE

Requested Analysis Filtered (Y/N)

ITEM #	SAMPLE ID	MATRIX CODE (see valid codes to left)	SAMPLE TYPE (G=GRAB C=COMP)	COLLECTED COMPOSITE START DATE	COLLECTED COMPOSITE START TIME	COLLECTED COMPOSITE END/GRAB DATE	COLLECTED COMPOSITE END/GRAB TIME	SAMPLE TEMP AT COLLECTION	# OF CONTAINERS	Preservatives: Unpreserved	H_2SO_4	HNO_3	HCl	NaOH	$Na_2S_2O_3$	Methanol	Other	Analysis Test (Y/N)	Chloride, Fluoride, Sulfate (N)	Full App. III and IV metals (N)	RAD 226/228 (N)	TDS (N)	Residual Chlorine (Y/N)	Pace Project No./ Lab I.D.
1	HAM-HGWC-16	WG	G	08/09/2024	1420			22	5	2		3							X	X	X	X	N	007
2	HAM-HGWC-18	WG	G	08/09/2024	1223			23	5	2		3							X	X	X	X	N	008
3	HAM-MW-21D	WG	G	08/09/2024	1101	TK 08/09/2024		21	5	2		3							X	X	X	X	N	009
4	HAM-MW-23D	WG	G	08/09/2024	0934			20	5	2		3							X	X	X	X	N	010
5	HAM-MW-33	WG	G	08/09/2024	1620			23	5	2		3							X	X	X	X	N	011
6	HAM-MW-35	WG	G	08/09/2024	1307			20	5	2		3							X	X	X	X	N	012
7	HAM-MW-51	WG	G	08/09/2024	1541			20	5	2		3							X	X	X	X	N	013
8	HAM-AP2-FD-01	WG	G	08/09/2024	0000			23	5	2		3							X	X	X	X	N	014
9	HAM-AP2-EB-01	WQ	G	08/09/2024	1635			23	5	2		3							X	X	X	X	N	015
10	HAM-AP2-FB-01	WQ	G	08/09/2024	1630			23	5	2		3							X	X	X	X	N	016
11																								
12																								

TK 08/09/2024

ADDITIONAL COMMENTS	RELINQUISHED BY / AFFILIATION	DATE	TIME	ACCEPTED BY / AFFILIATION	DATE	TIME	SAMPLE CONDITIONS
Task Code: HAM-CCR-ASSMT-2024S2	Thomas Vieszler / Geosyntec	08/12/2024	0745	Jacob Fracy / Geosyntec	08/12/2024	0745	
	Jacob Fracy	08/12/2024	12:10	Ryan Williams / Pace	08/12/24	12:10	
	Ryan Williams / Pace	8/12/2024	1352	[illegible]	8/12/24	1352	

SAMPLER NAME AND SIGNATURE

PRINT Name of SAMPLER: Thomas Vieszler, Counter Carn, Zachariah / Geosyntec Consultants, Inc.

SIGNATURE of SAMPLER: [signature] DATE Signed (MM/DD/YY): 08/09/24

Temp in °C | Received on Ice (Y/N) | Custody Sealed Cooler (Y/N) | Samples Intact (Y/N)

Pace ANALYTICAL SERVICES	DC#_Title: ENV-FRM-HUN1-0083 v05_Sample Condition Upon Receipt
	Effective Date: 05/24/2024

Laboratory receiving samples:
Asheville ☐ Eden ☐ Greenwood ☐ Huntersville ☐ Raleigh ☐ Mechanicsville ☐ Atlanta ☑ Kernersville ☐

Sample Condition Upon Receipt

Client Name: Georgia Power

Project #: WO#: 92746293
PM: BV Due Date: 08/28/24
CLIENT: 92- GP-HAM

Courier: ☐ Fed Ex ☑ UPS ☐ USPS ☐ Client ☐ Commercial ☑ Pace ☐ Other:____

Custody Seal Present? ☐ Yes ☑ No **Seals Intact?** ☐ Yes ☐ No ☑ N/A

Date/Initials Person Examining Contents: 8/13/24 CDG

Packing Material: ☐ Bubble Wrap ☐ Bubble Bags ☑ None ☐ Other

Biological Tissue Frozen? ☐ Yes ☐ No ☐ N/A

Thermometer: ☐ IR Gun ID: 230

Type of Ice: ☑ Wet ☐ Blue ☐ None

Cooler Temp: 2.1 **Correction Factor:** Add/Subtract (°C) 0.0

Temp should be above freezing to 6°C
☐ Samples out of temp criteria. Samples on ice, cooling process has begun

Cooler Temp Corrected (°C): 2.1

USDA Regulated Soil (☐ N/A, water sample)
Did samples originate in a quarantine zone within the United States: CA, NY, or SC (check maps)? ☐ Yes ☐ No

Did samples originate from a foreign source (internationally, including Hawaii and Puerto Rico)? ☐ Yes ☐ No

				Comments/Discrepancy:
Chain of Custody Present?	☑ Yes	☐ No	☐ N/A	1.
Samples Arrived within Hold Time?	☑ Yes	☐ No	☐ N/A	2.
Short Hold Time Analysis (<72 hr.)?	☐ Yes	☑ No	☐ N/A	3.
Rush Turn Around Time Requested?	☐ Yes	☑ No	☐ N/A	4.
Sufficient Volume?	☑ Yes	☐ No	☐ N/A	5.
Correct Containers Used?	☑ Yes	☐ No	☐ N/A	6.
-Pace Containers Used?	☑ Yes	☐ No	☐ N/A	
Containers Intact?	☑ Yes	☐ No	☐ N/A	7.
Dissolved analysis: Samples Field Filtered?	☐ Yes	☐ No	☑ N/A	8.
Sample Labels Match COC?	☑ Yes	☐ No	☐ N/A	9.
-Includes Date/Time/ID/Analysis Matrix: W				
Headspace in VOA Vials (>5-6mm)?	☐ Yes	☐ No	☑ N/A	10.
Trip Blank Present?	☐ Yes	☐ No	☑ N/A	11.
Trip Blank Custody Seals Present?	☐ Yes	☐ No	☑ N/A	

COMMENTS/SAMPLE DISCREPANCY

Field Data Required? ☐ Yes ☐ No

Lot ID of split containers:

CLIENT NOTIFICATION/RESOLUTION

Person contacted: _____ Date/Time: _____

Project Manager SCURF Review: _____ **Date:** _____

Project Manager SRF Review: _____ **Date:** _____

Pace ANALYTICAL SERVICES

Effective Date: 05/24/2024

WO#: 92746293

PM: BV Due Date: 08/28/24

CLIENT: 92- GP-HAM

*Check mark top half of box if pH and/or dechlorination is verified and within the acceptance range for preservation samples.

Exceptions: VOA, Coliform, TOC, Oil and Grease, DRO/8015 (water) DOC, LLHg

**Bottom half of box is to list number of bottles

***Check all unpreserved Nitrates for chlorine

Project #

Laboratory Receiving Location: Asheville ☐ Eden ☐ Greenwood ☐ Huntersville ☐ Raleigh ☐ Mechanicsville ☐ Atlanta ☐ Kernersville ☐

Client_____ Profile/EZ (Circle one)_____ Notes_____

Item#	BP4U-125 mL Plastic Unpreserved (N/A) (Cl-)	BP3U-250 mL Plastic Unpreserved (N/A)	BP2U-500 mL Plastic Unpreserved (N/A)	BP1U-1 liter Plastic Unpreserved (N/A)		BP4S-125 mL Plastic H2SO4 (pH < 2) (Cl-)	BP3N-250 mL plastic HNO3 (pH < 2)	BP4Z-125 mL Plastic ZN Acetate & NaOH (>9)	BP4B-125 mL Plastic NaOH (pH > 12) (Cl-)	WGFU-Wide-mouthed Glass Jar Unpreserved	AG1U-1 liter Amber Unpreserved (N/A) (Cl-)	AG1H-1 liter Amber HCl (pH < 2)	AG3U-250 mL Amber Unpreserved (N/A) (Cl-)	AG1S-1 liter Amber H2SO4 (pH < 2)	AG3S-250 mL Amber H2SO4 (pH < 2)	DG94-40 mL Amber NH4Cl (N/A)(Cl-)	DG9H-40 mL VOA HCl (N/A)	VG9T-40 mL VOA Na2S2O3 (N/A)	VG9U-40 mL VOA Unpreserved (N/A)	DG9V-40 mL VOA H3PO4 (N/A)	KP7U-50 mL Plastic Unpreserved (N/A)	V/GK (3 vials per kit)-VPH/Gas kit (N/A)	SP5T-125 mL Sterile Plastic (N/A – lab)	SP2T-250 mL Sterile Plastic (N/A – lab)	BP/N	BP3R-250 mL Plastic (NH2)2SO4 (9.3-9.7)	AG0U-100 mL Amber Unpreserved (N/A) (Cl-)	VSGU-20 mL Scintillation vials (N/A)
CC																												
1		1	1				1																		2			
2		1	1				1																		2			
3		1	1				1																		2			
4		1	1				1																		2			
5		1	1				1																		2			
6		1	1				1																		2			
7		1	1				1																		2			
8																												
9																												
10																												
11																												
12																												

pH Adjustment Log for Preserved Samples

Sample ID	Type of Preservative	pH upon receipt	Date preservation adjusted	Time preservation adjusted	Amount of Preservative added	Lot #

Note: Whenever there is a discrepancy affecting North Carolina compliance samples, a copy of this form will be sent to the North Carolina DENR Certification Office (i.e. Out of hold, incorrect preservative, out of temp, incorrect containers.

Qualtrax ID: 69614

Pace Analytical
www.pacelabs.com

CHAIN-OF-CUSTODY / Analytical Request Document

The Chain-of-Custody is a LEGAL DOCUMENT. All relevant fields must be completed accurately.

Page: 1 of 1

Section A Required Client Information:

Company:	GA Power
Address:	Atlanta, GA
Email To:	SCS Contacts
Phone:	— Fax:
Requested Due Date/TAT:	10 Day

Section B Required Project Information:

Report To:	SCS Contacts
Copy To:	Geosyntec Contacts
Purchase Order No.:	
Project Name:	Plant Hammond AP-2
Project Number:	GW6581E

Section C Invoice Information:

Attention:	Southern Co.
Company Name:	
Address:	
Pace Quote Reference:	
Pace Project Manager:	Bonnie Vang
Pace Profile #:	10839

REGULATORY AGENCY

☐ NPDES ☐ GROUND WATER ☐ DRINKING WATER
☐ UST ☐ RCRA ☑ OTHER CCR

Site Location STATE: GA

Section D Required Client Information

Valid Matrix Codes: MATRIX / CODE — DRINKING WATER, WATER, WASTE WATER, PRODUCT, SOIL/SOLID, OIL, WIPE, AIR, OTHER, TISSUE

SAMPLE ID (A-Z, 0-9 / ,-) Sample IDs MUST BE UNIQUE

Requested Analysis Filtered (Y/N)

ITEM #	SAMPLE ID	MATRIX CODE (see valid codes to left)	SAMPLE TYPE (G=GRAB C=COMP)	COLLECTED Composite Start DATE	COLLECTED Composite Start TIME	COLLECTED Composite End/Grab DATE	COLLECTED Composite End/Grab TIME	SAMPLE TEMP AT COLLECTION	# OF CONTAINERS	Preservatives: Unpreserved	H_2SO_4	HNO_3	HCl	NaOH	$Na_2S_2O_3$	Methanol	Other	Analysis Test (Y/N)	Chloride, Fluoride, Sulfate	Full App. III and IV metals	RAD 226/228	TDS	Residual Chlorine (Y/N)	Pace Project No./ Lab I.D.
1	HAM-HGWC-14	WG	G	08/10/2024	1026			21	5	2		3							X	X	X	X	N	017
2	HAM-MW-22	WG	G	08/10/2024	1727	TK 08/10/2024		21	5	2		3							X	X	X	X	N	018
3	HAM-MW-34D	WG	G	08/10/2024	1555			22	5	2		3							X	X	X	X	N	019
4	HAM-MW-37D	WG	G	08/10/2024	1232			23	5	2		3							X	X	X	X	N	020
5	HAM-AP2-FD-02	WG	G	08/10/2024	0000			23	5	2		3							X	X	X	X	N	021
6	HAM-AP2-EB-02	WQ	G	08/10/2024	1825			23	5	2		3							X	X	X	X	N	022
7	HAM-AP2-FB-02	WQ	G	08/10/2024	1820			23	5	2		3							X	X	X	X	N	023 last sample
8																								
9						TK 08/10/2024																		
10																								
11																								
12																								

ADDITIONAL COMMENTS	RELINQUISHED BY / AFFILIATION	DATE	TIME	ACCEPTED BY / AFFILIATION	DATE	TIME	SAMPLE CONDITIONS
Task Code: HAM-CCR-ASSMT-202452	Thomas Hessler / Geosyntec	08/12/2024	0745	Jacob Tracy / Geosyntec	08/12/2024	0745	
	Jacob Tracy / Geosyntec	08/12/2024	12:10		08/12/24	12:10	
	Ryan Williams / Pace	8/12/2024	1352	[illegible] / [illegible]	8/12/24	1352	

SAMPLER NAME AND SIGNATURE

PRINT Name of SAMPLER: Thomas Tarn Hessler, Jacob Tracy, Conny Tarn / Geosyntec Consultants, Inc.

SIGNATURE of SAMPLER: [illegible] DATE Signed (MM/DD/YY): 08/12/2024

Temp in °C | Received on Ice (Y/N) | Custody Sealed Cooler (Y/N) | Samples Intact (Y/N)

Important Note: By signing this form you are accepting Pace's NET 30 day payment terms and agreeing to late charges of 1.5% per month for any invoices not paid within 30 days.

Quality Control Sample Performance Assessment

Pace Analytical™
www.pacelabs.com

Test:	Ra-228
Analyst:	VAL
Date:	8/21/2024
Worklist:	80821
Matrix:	WT

Analyst Must Manually Enter All Fields Highlighted in Yellow.

Method Blank Assessment	
MB Sample ID	3359344
MB concentration:	0.277
M/B 2 Sigma CSU:	0.305
MB MDC:	0.635
MB Numerical Performance Indicator:	1.78
MB Status vs Numerical Indicator:	Pass
MB Status vs. MDC:	Pass

Laboratory Control Sample Assessment	LCSD (Y or N)?	Y
	LCS80821	LCSD80821
Count Date:	8/27/2024	8/27/2024
Spike I.D.:	23-043	23-043
Decay Corrected Spike Concentration (pCi/mL):	35.504	35.504
Volume Used (mL):	0.10	0.10
Aliquot Volume (L, g, F):	0.816	0.819
Target Conc. (pCi/L, g, F):	4.352	4.333
Uncertainty (Calculated):	0.213	0.212
Result (pCi/L, g, F):	2.977	3.745
LCS/LCSD 2 Sigma CSU (pCi/L, g, F):	0.725	0.869
Numerical Performance Indicator:	-3.57	-1.29
Percent Recovery:	68.41%	86.43%
Status vs Numerical Indicator:	N/A	N/A
Status vs Recovery:	Pass	Pass
Upper % Recovery Limits:	135%	135%
Lower % Recovery Limits:	60%	60%

Sample Matrix Spike Control Assessment	MS/MSD 1	MS/MSD 2
Sample Collection Date:		
Sample I.D.		
Sample MS I.D.		
Sample MSD I.D.		
Spike I.D.:		
MS/MSD Decay Corrected Spike Concentration (pCi/mL):		
Spike Volume Used in MS (mL):		
Spike Volume Used in MSD (mL):		
MS Aliquot (L, g, F):		
MS Target Conc.(pCi/L, g, F):		
MSD Aliquot (L, g, F):		
MSD Target Conc. (pCi/L, g, F):		
MS Spike Uncertainty (calculated):		
MSD Spike Uncertainty (calculated):		
Sample Result:		
Sample Result 2 Sigma CSU (pCi/L, g, F):		
Sample Matrix Spike Result:		
Matrix Spike Result 2 Sigma CSU (pCi/L, g, F):		
Sample Matrix Spike Duplicate Result:		
Matrix Spike Duplicate Result 2 Sigma CSU (pCi/L, g, F):		
MS Numerical Performance Indicator:		
MSD Numerical Performance Indicator:		
MS Percent Recovery:		
MSD Percent Recovery:		
MS Status vs Numerical Indicator:		
MSD Status vs Numerical Indicator:		
MS Status vs Recovery:		
MSD Status vs Recovery:		
MS/MSD Upper % Recovery Limits:		
MS/MSD Lower % Recovery Limits:		

Duplicate Sample Assessment		
Sample I.D.:	LCS80821	Enter Duplicate sample IDs if other than LCS/LCSD in the space below.
Duplicate Sample I.D.	LCSD80821	
Sample Result (pCi/L, g, F):	2.977	
Sample Result 2 Sigma CSU (pCi/L, g, F):	0.725	
Sample Duplicate Result (pCi/L, g, F):	3.745	
Sample Duplicate Result 2 Sigma CSU (pCi/L, g, F):	0.869	
Are sample and/or duplicate results below RL?	NO	
Duplicate Numerical Performance Indicator:	-1.330	
(Based on the LCS/LCSD Percent Recoveries) Duplicate RPD:	23.28%	
Duplicate Status vs Numerical Indicator:	Pass	
Duplicate Status vs RPD:	Pass	
% RPD Limit:	36%	

Matrix Spike/Matrix Spike Duplicate Sample Assessment		
Sample I.D.		
Sample MS I.D.		
Sample MSD I.D.		
Sample Matrix Spike Result:		
Matrix Spike Result 2 Sigma CSU (pCi/L, g, F):		
Sample Matrix Spike Duplicate Result:		
Matrix Spike Duplicate Result 2 Sigma CSU (pCi/L, g, F):		
Duplicate Numerical Performance Indicator:		
(Based on the Percent Recoveries) MS/ MSD Duplicate RPD:		
MS/ MSD Duplicate Status vs Numerical Indicator:		
MS/ MSD Duplicate Status vs RPD:		
% RPD Limit:		

Evaluation of duplicate precision is not applicable if either the sample or duplicate results are below the MDC.

Comments:

VAL
8/28/24

CT
8-29-24

Quality Control Sample Performance Assessment

Pace Analytical™
www.pacelabs.com

Test:	Ra-228
Analyst:	VAL
Date:	8/26/2024
Worklist:	80863
Matrix:	WT

Analyst Must Manually Enter All Fields Highlighted in Yellow.

Method Blank Assessment	
MB Sample ID	3362585
MB concentration:	0.164
M/B 2 Sigma CSU:	0.321
MB MDC:	0.708
MB Numerical Performance Indicator:	1.00
MB Status vs Numerical Indicator:	Pass
MB Status vs. MDC:	Pass

Laboratory Control Sample Assessment	LCSD (Y or N)?	Y
	LCS80863	LCSD80863
Count Date:	8/28/2024	8/28/2024
Spike I.D.:	23-043	23-043
Decay Corrected Spike Concentration (pCi/mL):	35.493	35.493
Volume Used (mL):	0.10	0.10
Aliquot Volume (L, g, F):	0.816	0.817
Target Conc. (pCi/L, g, F):	4.347	4.344
Uncertainty (Calculated):	0.213	0.213
Result (pCi/L, g, F):	3.718	2.992
LCS/LCSD 2 Sigma CSU (pCi/L, g, F):	0.866	0.722
Numerical Performance Indicator:	-1.38	-3.52
Percent Recovery:	85.52%	68.89%
Status vs Numerical Indicator:	N/A	N/A
Status vs Recovery:	Pass	Pass
Upper % Recovery Limits:	135%	135%
Lower % Recovery Limits:	60%	60%

Sample Matrix Spike Control Assessment	MS/MSD 1	MS/MSD 2
Sample Collection Date:		
Sample I.D.		
Sample MS I.D.		
Sample MSD I.D.		
Spike I.D.:		
MS/MSD Decay Corrected Spike Concentration (pCi/mL):		
Spike Volume Used in MS (mL):		
Spike Volume Used in MSD (mL):		
MS Aliquot (L, g, F):		
MS Target Conc.(pCi/L, g, F):		
MSD Aliquot (L, g, F):		
MSD Target Conc. (pCi/L, g, F):		
MS Spike Uncertainty (calculated):		
MSD Spike Uncertainty (calculated):		
Sample Result:		
Sample Result 2 Sigma CSU (pCi/L, g, F):		
Sample Matrix Spike Result:		
Matrix Spike Result 2 Sigma CSU (pCi/L, g, F):		
Sample Matrix Spike Duplicate Result:		
Matrix Spike Duplicate Result 2 Sigma CSU (pCi/L, g, F):		
MS Numerical Performance Indicator:		
MSD Numerical Performance Indicator:		
MS Percent Recovery:		
MSD Percent Recovery:		
MS Status vs Numerical Indicator:		
MSD Status vs Numerical Indicator:		
MS Status vs Recovery:		
MSD Status vs Recovery:		
MS/MSD Upper % Recovery Limits:		
MS/MSD Lower % Recovery Limits:		

Duplicate Sample Assessment		
Sample I.D.:	LCS80863	Enter Duplicate sample IDs if other than LCS/LCSD in the space below.
Duplicate Sample I.D.	LCSD80863	
Sample Result (pCi/L, g, F):	3.718	
Sample Result 2 Sigma CSU (pCi/L, g, F):	0.866	
Sample Duplicate Result (pCi/L, g, F):	2.992	
Sample Duplicate Result 2 Sigma CSU (pCi/L, g, F):	0.722	
Are sample and/or duplicate results below RL?	NO	
Duplicate Numerical Performance Indicator:	1.261	
(Based on the LCS/LCSD Percent Recoveries) Duplicate RPD:	21.55%	
Duplicate Status vs Numerical Indicator:	Pass	
Duplicate Status vs RPD:	Pass	
% RPD Limit:	36%	

Matrix Spike/Matrix Spike Duplicate Sample Assessment		
Sample I.D.		
Sample MS I.D.		
Sample MSD I.D.		
Sample Matrix Spike Result:		
Matrix Spike Result 2 Sigma CSU (pCi/L, g, F):		
Sample Matrix Spike Duplicate Result:		
Matrix Spike Duplicate Result 2 Sigma CSU (pCi/L, g, F):		
Duplicate Numerical Performance Indicator:		
(Based on the Percent Recoveries) MS/ MSD Duplicate RPD:		
MS/ MSD Duplicate Status vs Numerical Indicator:		
MS/ MSD Duplicate Status vs RPD:		
% RPD Limit:		

Evaluation of duplicate precision is not applicable if either the sample or duplicate results are below the MDC.

Comments:

VAL
8/29/24

Quality Control Sample Performance Assessment

Pace Analytical™
www.pacelabs.com

Test:	Ra-226
Analyst:	SLC
Date:	1/7/1900
Worklist:	80838
Matrix:	W

Analyst Must Manually Enter All Fields Highlighted in Yellow.

Method Blank Assessment	
MB Sample ID	3361203
MB concentration:	-0.054
M/B 2 Sigma CSU:	0.120
MB MDC:	0.379
MB Numerical Performance Indicator:	-0.88
MB Status vs Numerical Indicator:	Pass
MB Status vs. MDC:	N/A

Laboratory Control Sample Assessment	LCSD (Y or N)?	Y
	LCS80838	LCSD80838
Count Date:	8/29/2024	8/29/2024
Spike I.D.:	23-014	23-014
Decay Corrected Spike Concentration (pCi/mL):	25.020	25.020
Volume Used (mL):	0.10	0.10
Aliquot Volume (L, g, F):	0.508	0.510
Target Conc. (pCi/L, g, F):	4.923	4.910
Uncertainty (Calculated):	0.231	0.231
Result (pCi/L, g, F):	4.245	3.953
LCS/LCSD 2 Sigma CSU (pCi/L, g, F):	0.897	0.854
Numerical Performance Indicator:	-1.44	-2.12
Percent Recovery:	86.22%	80.50%
Status vs Numerical Indicator:	Pass	Warning
Status vs Recovery:	N/A	N/A
Upper % Recovery Limits:	125%	125%
Lower % Recovery Limits:	75%	75%

Sample Matrix Spike Control Assessment	MS/MSD 1	MS/MSD 2
Sample Collection Date:		
Sample I.D.		
Sample MS I.D.		
Sample MSD I.D.		
Spike I.D.:		
MS/MSD Decay Corrected Spike Concentration (pCi/mL):		
Spike Volume Used in MS (mL):		
Spike Volume Used in MSD (mL):		
MS Aliquot (L, g, F):		
MS Target Conc.(pCi/L, g, F):		
MSD Aliquot (L, g, F):		
MSD Target Conc. (pCi/L, g, F):		
MS Spike Uncertainty (calculated):		
MSD Spike Uncertainty (calculated):		
Sample Result:		
Sample Result 2 Sigma CSU (pCi/L, g, F):		
Sample Matrix Spike Result:		
Matrix Spike Result 2 Sigma CSU (pCi/L, g, F):		
Sample Matrix Spike Duplicate Result:		
Matrix Spike Duplicate Result 2 Sigma CSU (pCi/L, g, F):		
MS Numerical Performance Indicator:		
MSD Numerical Performance Indicator:		
MS Percent Recovery:		
MSD Percent Recovery:		
MS Status vs Numerical Indicator:		
MSD Status vs Numerical Indicator:		
MS Status vs Recovery:		
MSD Status vs Recovery:		
MS/MSD Upper % Recovery Limits:		
MS/MSD Lower % Recovery Limits:		

Duplicate Sample Assessment		
Sample I.D.:	LCS80838	92746901002
Duplicate Sample I.D.	LCSD80838	92746901002DUP
Sample Result (pCi/L, g, F):	4.245	0.164
Sample Result 2 Sigma CSU (pCi/L, g, F):	0.897	0.200
Sample Duplicate Result (pCi/L, g, F):	3.953	0.244
Sample Duplicate Result 2 Sigma CSU (pCi/L, g, F):	0.854	0.199
Are sample and/or duplicate results below RL?	NO	See Below ##
Duplicate Numerical Performance Indicator:	0.462	-0.556
(Based on the LCS/LCSD Percent Recoveries) Duplicate RPD:	6.86%	39.19%
Duplicate Status vs Numerical Indicator:	Pass	Pass
Duplicate Status vs RPD:	N/A	N/A
% RPD Limit:	25%	25%

Matrix Spike/Matrix Spike Duplicate Sample Assessment		
Sample I.D.		
Sample MS I.D.		
Sample MSD I.D.		
Sample Matrix Spike Result:		
Matrix Spike Result 2 Sigma CSU (pCi/L, g, F):		
Sample Matrix Spike Duplicate Result:		
Matrix Spike Duplicate Result 2 Sigma CSU (pCi/L, g, F):		
Duplicate Numerical Performance Indicator:		
(Based on the Percent Recoveries) MS/ MSD Duplicate RPD:		
MS/ MSD Duplicate Status vs Numerical Indicator:		
MS/ MSD Duplicate Status vs RPD:		
% RPD Limit:		

Evaluation of duplicate precision is not applicable if either the sample or duplicate results are below the MDC.

Comments:

CJ 8-30-24

LAM 8/30/24

Quality Control Sample Performance Assessment

Pace Analytical™
www.pacelabs.com

Test:	Ra-226
Analyst:	SLC
Date:	8/27/2024
Worklist:	80840
Matrix:	W

Analyst Must Manually Enter All Fields Highlighted in Yellow.

Method Blank Assessment	
MB Sample ID	3361205
MB concentration:	0.078
M/B 2 Sigma CSU:	0.121
MB MDC:	0.267
MB Numerical Performance Indicator:	1.27
MB Status vs Numerical Indicator:	Pass
MB Status vs. MDC:	N/A

Laboratory Control Sample Assessment	LCSD (Y or N)?	y
	LCS80840	LCSD80840
Count Date:	9/2/2024	9/2/2024
Spike I.D.:	23-014	23-014
Decay Corrected Spike Concentration (pCi/mL):	25.020	25.020
Volume Used (mL):	0.10	0.10
Aliquot Volume (L, g, F):	0.503	0.504
Target Conc. (pCi/L, g, F):	4.977	4.969
Uncertainty (Calculated):	0.234	0.234
Result (pCi/L, g, F):	4.300	4.998
LCS/LCSD 2 Sigma CSU (pCi/L, g, F):	0.822	0.914
Numerical Performance Indicator:	-1.55	0.06
Percent Recovery:	86.40%	100.57%
Status vs Numerical Indicator:	Pass	Pass
Status vs Recovery:	N/A	N/A
Upper % Recovery Limits:	125%	125%
Lower % Recovery Limits:	75%	75%

Sample Matrix Spike Control Assessment	MS/MSD 1	MS/MSD 2
Sample Collection Date:		
Sample I.D.		
Sample MS I.D.		
Sample MSD I.D.		
Spike I.D.:		
MS/MSD Decay Corrected Spike Concentration (pCi/mL):		
Spike Volume Used in MS (mL):		
Spike Volume Used in MSD (mL):		
MS Aliquot (L, g, F):		
MS Target Conc.(pCi/L, g, F):		
MSD Aliquot (L, g, F):		
MSD Target Conc. (pCi/L, g, F):		
MS Spike Uncertainty (calculated):		
MSD Spike Uncertainty (calculated):		
Sample Result:		
Sample Result 2 Sigma CSU (pCi/L, g, F):		
Sample Matrix Spike Result:		
Matrix Spike Result 2 Sigma CSU (pCi/L, g, F):		
Sample Matrix Spike Duplicate Result:		
Matrix Spike Duplicate Result 2 Sigma CSU (pCi/L, g, F):		
MS Numerical Performance Indicator:		
MSD Numerical Performance Indicator:		
MS Percent Recovery:		
MSD Percent Recovery:		
MS Status vs Numerical Indicator:		
MSD Status vs Numerical Indicator:		
MS Status vs Recovery:		
MSD Status vs Recovery:		
MS/MSD Upper % Recovery Limits:		
MS/MSD Lower % Recovery Limits:		

Duplicate Sample Assessment		
Sample I.D.:	LCS80840	92746293013
Duplicate Sample I.D.	LCSD80840	92746293013DUP
Sample Result (pCi/L, g, F):	4.300	0.038
Sample Result 2 Sigma CSU (pCi/L, g, F):	0.822	0.117
Sample Duplicate Result (pCi/L, g, F):	4.998	0.096
Sample Duplicate Result 2 Sigma CSU (pCi/L, g, F):	0.914	0.130
Are sample and/or duplicate results below RL?	NO	See Below ##
Duplicate Numerical Performance Indicator:	-1.113	-0.656
(Based on the LCS/LCSD Percent Recoveries) Duplicate RPD:	15.16%	87.10%
Duplicate Status vs Numerical Indicator:	Pass	Pass
Duplicate Status vs RPD:	N/A	N/A
% RPD Limit:	25%	25%

Matrix Spike/Matrix Spike Duplicate Sample Assessment		
Sample I.D.		
Sample MS I.D.		
Sample MSD I.D.		
Sample Matrix Spike Result:		
Matrix Spike Result 2 Sigma CSU (pCi/L, g, F):		
Sample Matrix Spike Duplicate Result:		
Matrix Spike Duplicate Result 2 Sigma CSU (pCi/L, g, F):		
Duplicate Numerical Performance Indicator:		
(Based on the Percent Recoveries) MS/ MSD Duplicate RPD:		
MS/ MSD Duplicate Status vs Numerical Indicator:		
MS/ MSD Duplicate Status vs RPD:		
% RPD Limit:		

Evaluation of duplicate precision is not applicable if either the sample or duplicate results are below the MDC.

Comments:

CT 9-3-24

LAM 9/3/24

Quality Control Sample Performance Assessment

Pace Analytical™
www.pacelabs.com

Test:	Ra-226
Analyst:	SLC
Date:	9/3/2024
Worklist:	80842
Matrix:	W

Analyst Must Manually Enter All Fields Highlighted in Yellow.

Method Blank Assessment	
MB Sample ID	3361208
MB concentration:	0.159
M/B 2 Sigma CSU:	0.232
MB MDC:	0.507
MB Numerical Performance Indicator:	1.34
MB Status vs Numerical Indicator:	Pass
MB Status vs. MDC:	N/A

Laboratory Control Sample Assessment	LCSD (Y or N)?	Y
	LCS80842	LCSD80842
Count Date:	9/4/2024	9/4/2024
Spike I.D.:	23-014	23-014
Decay Corrected Spike Concentration (pCi/mL):	25.020	25.020
Volume Used (mL):	0.10	0.10
Aliquot Volume (L, g, F):	0.506	0.505
Target Conc. (pCi/L, g, F):	4.943	4.951
Uncertainty (Calculated):	0.232	0.233
Result (pCi/L, g, F):	4.107	4.527
LCS/LCSD 2 Sigma CSU (pCi/L, g, F):	0.937	0.986
Numerical Performance Indicator:	-1.70	-0.82
Percent Recovery:	83.09%	91.43%
Status vs Numerical Indicator:	Pass	Pass
Status vs Recovery:	N/A	N/A
Upper % Recovery Limits:	125%	125%
Lower % Recovery Limits:	75%	75%

Sample Matrix Spike Control Assessment	MS/MSD 1	MS/MSD 2
Sample Collection Date:		
Sample I.D.		
Sample MS I.D.		
Sample MSD I.D.		
Spike I.D.:		
MS/MSD Decay Corrected Spike Concentration (pCi/mL):		
Spike Volume Used in MS (mL):		
Spike Volume Used in MSD (mL):		
MS Aliquot (L, g, F):		
MS Target Conc.(pCi/L, g, F):		
MSD Aliquot (L, g, F):		
MSD Target Conc. (pCi/L, g, F):		
MS Spike Uncertainty (calculated):		
MSD Spike Uncertainty (calculated):		
Sample Result:		
Sample Result 2 Sigma CSU (pCi/L, g, F):		
Sample Matrix Spike Result:		
Matrix Spike Result 2 Sigma CSU (pCi/L, g, F):		
Sample Matrix Spike Duplicate Result:		
Matrix Spike Duplicate Result 2 Sigma CSU (pCi/L, g, F):		
MS Numerical Performance Indicator:		
MSD Numerical Performance Indicator:		
MS Percent Recovery:		
MSD Percent Recovery:		
MS Status vs Numerical Indicator:		
MSD Status vs Numerical Indicator:		
MS Status vs Recovery:		
MSD Status vs Recovery:		
MS/MSD Upper % Recovery Limits:		
MS/MSD Lower % Recovery Limits:		

Duplicate Sample Assessment		
Sample I.D.:	LCS80842	92746296015
Duplicate Sample I.D.	LCSD80842	92746296015DUP
Sample Result (pCi/L, g, F):	4.107	0.444
Sample Result 2 Sigma CSU (pCi/L, g, F):	0.937	0.349
Sample Duplicate Result (pCi/L, g, F):	4.527	0.368
Sample Duplicate Result 2 Sigma CSU (pCi/L, g, F):	0.986	0.328
Are sample and/or duplicate results below RL?	NO	See Below ##
Duplicate Numerical Performance Indicator:	-0.604	0.310
(Based on the LCS/LCSD Percent Recoveries) Duplicate RPD:	9.56%	18.66%
Duplicate Status vs Numerical Indicator:	Pass	Pass
Duplicate Status vs RPD:	N/A	N/A
% RPD Limit:	25%	25%

Matrix Spike/Matrix Spike Duplicate Sample Assessment		
Sample I.D.		
Sample MS I.D.		
Sample MSD I.D.		
Sample Matrix Spike Result:		
Matrix Spike Result 2 Sigma CSU (pCi/L, g, F):		
Sample Matrix Spike Duplicate Result:		
Matrix Spike Duplicate Result 2 Sigma CSU (pCi/L, g, F):		
Duplicate Numerical Performance Indicator:		
(Based on the Percent Recoveries) MS/ MSD Duplicate RPD:		
MS/ MSD Duplicate Status vs Numerical Indicator:		
MS/ MSD Duplicate Status vs RPD:		
% RPD Limit:		

Evaluation of duplicate precision is not applicable if either the sample or duplicate results are below the MDC.

Comments:

WM 9/5/24

MRH 9-5-24

Quality Control Sample Performance Assessment

Pace Analytical™
www.pacelabs.com

Test:	Ra-228
Analyst:	JJS1
Date:	8/21/2024
Worklist:	80819
Matrix:	WT

Analyst Must Manually Enter All Fields Highlighted in Yellow.

Method Blank Assessment	
MB Sample ID	3359338
MB concentration:	0.622
M/B 2 Sigma CSU:	0.413
MB MDC:	0.764
MB Numerical Performance Indicator:	2.95
MB Status vs Numerical Indicator:	Warning
MB Status vs. MDC:	Pass

Laboratory Control Sample Assessment	LCSD (Y or N)?	Y
	LCS80819	LCSD80819
Count Date:	8/26/2024	8/26/2024
Spike I.D.:	23-043	23-043
Decay Corrected Spike Concentration (pCi/mL):	35.518	35.518
Volume Used (mL):	0.10	0.10
Aliquot Volume (L, g, F):	0.822	0.817
Target Conc. (pCi/L, g, F):	4.321	4.350
Uncertainty (Calculated):	0.212	0.213
Result (pCi/L, g, F):	3.208	3.585
LCS/LCSD 2 Sigma CSU (pCi/L, g, F):	0.810	0.863
Numerical Performance Indicator:	-2.61	-1.69
Percent Recovery:	74.25%	82.41%
Status vs Numerical Indicator:	N/A	N/A
Status vs Recovery:	Pass	Pass
Upper % Recovery Limits:	135%	135%
Lower % Recovery Limits:	60%	60%

Sample Matrix Spike Control Assessment	MS/MSD 1	MS/MSD 2
Sample Collection Date:		
Sample I.D.		
Sample MS I.D.		
Sample MSD I.D.		
Spike I.D.:		
MS/MSD Decay Corrected Spike Concentration (pCi/mL):		
Spike Volume Used in MS (mL):		
Spike Volume Used in MSD (mL):		
MS Aliquot (L, g, F):		
MS Target Conc.(pCi/L, g, F):		
MSD Aliquot (L, g, F):		
MSD Target Conc. (pCi/L, g, F):		
MS Spike Uncertainty (calculated):		
MSD Spike Uncertainty (calculated):		
Sample Result:		
Sample Result 2 Sigma CSU (pCi/L, g, F):		
Sample Matrix Spike Result:		
Matrix Spike Result 2 Sigma CSU (pCi/L, g, F):		
Sample Matrix Spike Duplicate Result:		
Matrix Spike Duplicate Result 2 Sigma CSU (pCi/L, g, F):		
MS Numerical Performance Indicator:		
MSD Numerical Performance Indicator:		
MS Percent Recovery:		
MSD Percent Recovery:		
MS Status vs Numerical Indicator:		
MSD Status vs Numerical Indicator:		
MS Status vs Recovery:		
MSD Status vs Recovery:		
MS/MSD Upper % Recovery Limits:		
MS/MSD Lower % Recovery Limits:		

Duplicate Sample Assessment		
Sample I.D.:	LCS80819	Enter Duplicate sample IDs if other than LCS/LCSD in the space below.
Duplicate Sample I.D.	LCSD80819	
Sample Result (pCi/L, g, F):	3.208	
Sample Result 2 Sigma CSU (pCi/L, g, F):	0.810	
Sample Duplicate Result (pCi/L, g, F):	3.585	
Sample Duplicate Result 2 Sigma CSU (pCi/L, g, F):	0.863	
Are sample and/or duplicate results below RL?	NO	
Duplicate Numerical Performance Indicator:	-0.624	
(Based on the LCS/LCSD Percent Recoveries) Duplicate RPD:	10.43%	
Duplicate Status vs Numerical Indicator:	Pass	
Duplicate Status vs RPD:	Pass	
% RPD Limit:	36%	

Matrix Spike/Matrix Spike Duplicate Sample Assessment		
Sample I.D.		
Sample MS I.D.		
Sample MSD I.D.		
Sample Matrix Spike Result:		
Matrix Spike Result 2 Sigma CSU (pCi/L, g, F):		
Sample Matrix Spike Duplicate Result:		
Matrix Spike Duplicate Result 2 Sigma CSU (pCi/L, g, F):		
Duplicate Numerical Performance Indicator:		
(Based on the Percent Recoveries) MS/ MSD Duplicate RPD:		
MS/ MSD Duplicate Status vs Numerical Indicator:		
MS/ MSD Duplicate Status vs RPD:		
% RPD Limit:		

Evaluation of duplicate precision is not applicable if either the sample or duplicate results are below the MDC.

Comments:

VAL
8/27/24

Pace Analytical Services, LLC
110 Technology Parkway
Peachtree Corners, GA 30092
(770)734-4200

August 13, 2024

Kelley Sharpe
ARCADIS - Atlanta
2839 Paces Ferry Rd
STE 900
Atlanta, GA 30339

RE: Project: Plant Hammond-CCR Ash Pond
Pace Project No.: 92745736

Dear Kelley Sharpe:

Enclosed are the analytical results for sample(s) received by the laboratory on August 06, 2024. The results relate only to the samples included in this report. Results reported herein conform to the applicable TNI/NELAC Standards and the laboratory's Quality Manual, where applicable, unless otherwise noted in the body of the report.

The test results provided in this final report were generated by each of the following laboratories within the Pace Network:

- Pace Analytical Services - Asheville
- Pace Analytical Services - Peachtree Corners, GA

If you have any questions concerning this report, please feel free to contact me.

Sincerely,

Maiya Parks

Maiya Parks
maiya.parks@pacelabs.com
770-734-4205
Project Manager

Enclosures

cc: Jordan Gamble, ARCADIS - Atlanta
Ben Hodges, Southern Company
Christine Hug, Geosyntec Consultants, Inc.
Allison Keefer, Southern Company
Laura Midkiff, Southern Company
Caroline Nelson, Geosyntec Consultants, Inc
Noelia Muskus Ruiz, Georgia Power
Tina Sullivan, ERM

REPORT OF LABORATORY ANALYSIS

This report shall not be reproduced, except in full,
without the written consent of Pace Analytical Services, LLC.

Pace Analytical Services, LLC
110 Technology Parkway
Peachtree Corners, GA 30092
(770)734-4200

CERTIFICATIONS

Project: Plant Hammond-CCR Ash Pond
Pace Project No.: 92745736

Pace Analytical Services Asheville
2225 Riverside Drive, Asheville, NC 28804
Florida/NELAP Certification #: E87648
North Carolina Drinking Water Certification #: 37712
North Carolina Wastewater Certification #: 40
South Carolina Laboratory ID: 99030
South Carolina Certification #: 99030001
Virginia/VELAP Certification #: 460222

Pace Analytical Services Peachtree Corners
110 Technology Pkwy, Peachtree Corners, GA 30092
Florida DOH Certification #: E87315
Georgia DW Inorganics Certification #: 812
North Carolina Certification #: 381
South Carolina Certification #: 98011001
Virginia Certification #: 460204

This report shall not be reproduced, except in full,
without the written consent of Pace Analytical Services, LLC.

Pace Analytical Services, LLC
110 Technology Parkway
Peachtree Corners, GA 30092
(770)734-4200

SAMPLE SUMMARY

Project: Plant Hammond-CCR Ash Pond
Pace Project No.: 92745736

Lab ID	Sample ID	Matrix	Date Collected	Date Received
92745705008	**HAM-H+0.25**	Water	08/05/24 11:38	08/06/24 09:35

This report shall not be reproduced, except in full,
without the written consent of Pace Analytical Services, LLC.

Pace Analytical Services, LLC
110 Technology Parkway
Peachtree Corners, GA 30092
(770)734-4200

SAMPLE ANALYTE COUNT

Project: Plant Hammond-CCR Ash Pond
Pace Project No.: 92745736

Lab ID	Sample ID	Method	Analysts	Analytes Reported	Laboratory
92745705008	**HAM-H+0.25**	EPA 6010D	AJM	5	PASI-GA
		EPA 6020B	CW1	2	PASI-GA
		SM 2540C-2015	DL1	1	PASI-GA
		SM 2320B-2011	SMS	3	PASI-A
		EPA 9056A	CDC	3	PASI-A

PASI-A = Pace Analytical Services - Asheville
PASI-GA = Pace Analytical Services - Peachtree Corners, GA

This report shall not be reproduced, except in full,
without the written consent of Pace Analytical Services, LLC.

Pace Analytical Services, LLC
110 Technology Parkway
Peachtree Corners, GA 30092
(770)734-4200

ANALYTICAL RESULTS

Project: Plant Hammond-CCR Ash Pond
Pace Project No.: 92745736

Sample: HAM-H+0.25 **Lab ID: 92745705008** Collected: 08/05/24 11:38 Received: 08/06/24 09:35 Matrix: Water

Parameters	Results	Units	Report Limit	DF	Prepared	Analyzed	CAS No.	Qual
6010D ATL ICP	Analytical Method: EPA 6010D Preparation Method: EPA 3010A							
	Pace Analytical Services - Peachtree Corners, GA							
Boron	**0.058**	mg/L	0.040	1	08/06/24 16:16	08/06/24 20:12	7440-42-8	
Potassium	**2.1**	mg/L	0.50	1	08/06/24 16:16	08/06/24 20:12	7440-09-7	
Sodium	**9.1**	mg/L	1.0	1	08/06/24 16:16	08/06/24 20:12	7440-23-5	
Calcium	**14.6**	mg/L	1.0	1	08/06/24 16:16	08/06/24 20:12	7440-70-2	
Magnesium	**3.2**	mg/L	0.050	1	08/06/24 16:16	08/06/24 20:12	7439-95-4	
6020 MET ICPMS	Analytical Method: EPA 6020B Preparation Method: EPA 3005A							
	Pace Analytical Services - Peachtree Corners, GA							
Cobalt	ND	mg/L	0.0050	1	08/07/24 13:12	08/07/24 18:52	7440-48-4	
Molybdenum	ND	mg/L	0.010	1	08/07/24 13:12	08/07/24 18:52	7439-98-7	
2540C Total Dissolved Solids	Analytical Method: SM 2540C-2015							
	Pace Analytical Services - Peachtree Corners, GA							
Total Dissolved Solids	**116**	mg/L	25.0	1		08/07/24 12:31		
2320B Alkalinity	Analytical Method: SM 2320B-2011							
	Pace Analytical Services - Asheville							
Alkalinity,Bicarbonate (CaCO3)	**46.5**	mg/L	5.0	1		08/09/24 07:58		
Alkalinity,Carbonate (CaCO3)	ND	mg/L	5.0	1		08/09/24 07:58		
Alkalinity, Total as CaCO3	**46.5**	mg/L	5.0	1		08/09/24 07:58		
9056 IC anions 28 Days	Analytical Method: EPA 9056A							
	Pace Analytical Services - Asheville							
Chloride	**5.6**	mg/L	1.0	1		08/08/24 18:28	16887-00-6	
Fluoride	ND	mg/L	0.10	1		08/08/24 18:28	16984-48-8	
Sulfate	**20.2**	mg/L	1.0	1		08/08/24 18:28	14808-79-8	

This report shall not be reproduced, except in full,
without the written consent of Pace Analytical Services, LLC.

Pace Analytical Services, LLC
110 Technology Parkway
Peachtree Corners, GA 30092
(770)734-4200

QUALITY CONTROL DATA

Project: Plant Hammond-CCR Ash Pond
Pace Project No.: 92745736

QC Batch: 873660
QC Batch Method: EPA 3010A
Analysis Method: EPA 6010D
Analysis Description: 6010D ATL
Laboratory: Pace Analytical Services - Peachtree Corners, GA
Associated Lab Samples: 92745705008

METHOD BLANK: 4500495
Matrix: Water
Associated Lab Samples: 92745705008

Parameter	Units	Blank Result	Reporting Limit	Analyzed	Qualifiers
Boron	mg/L	ND	0.040	08/06/24 19:00	
Calcium	mg/L	ND	1.0	08/06/24 19:00	
Magnesium	mg/L	ND	0.050	08/06/24 19:00	
Potassium	mg/L	ND	0.50	08/06/24 19:00	
Sodium	mg/L	ND	1.0	08/06/24 19:00	

LABORATORY CONTROL SAMPLE: 4500496

Parameter	Units	Spike Conc.	LCS Result	LCS % Rec	% Rec Limits	Qualifiers
Boron	mg/L	1	0.94	94	80-120	
Calcium	mg/L	1	1.0	104	80-120	
Magnesium	mg/L	1	0.97	97	80-120	
Potassium	mg/L	1	0.94	94	80-120	
Sodium	mg/L	1	1.0	105	80-120	

MATRIX SPIKE & MATRIX SPIKE DUPLICATE: 4500497 4500498

Parameter	Units	92745705005 Result	MS Spike Conc.	MSD Spike Conc.	MS Result	MSD Result	MS % Rec	MSD % Rec	% Rec Limits	RPD	Max RPD	Qual
Boron	mg/L	0.058	1	1	1.1	1.1	100	100	75-125	0	20	
Calcium	mg/L	14.9	1	1	15.6	16.0	74	113	75-125	2	20	M1
Magnesium	mg/L	3.3	1	1	4.2	4.3	94	100	75-125	2	20	
Potassium	mg/L	2.2	1	1	3.2	3.4	104	123	75-125	6	20	
Sodium	mg/L	9.5	1	1	10.5	10.6	94	106	75-125	1	20	

Results presented on this page are in the units indicated by the "Units" column except where an alternate unit is presented to the right of the result.

This report shall not be reproduced, except in full,
without the written consent of Pace Analytical Services, LLC.

Pace Analytical Services, LLC
110 Technology Parkway
Peachtree Corners, GA 30092
(770)734-4200

QUALITY CONTROL DATA

Project: Plant Hammond-CCR Ash Pond
Pace Project No.: 92745736

QC Batch: 873940
QC Batch Method: EPA 3005A
Analysis Method: EPA 6020B
Analysis Description: 6020 MET
Laboratory: Pace Analytical Services - Peachtree Corners, GA
Associated Lab Samples: 92745705008

METHOD BLANK: 4501868 Matrix: Water
Associated Lab Samples: 92745705008

Parameter	Units	Blank Result	Reporting Limit	Analyzed	Qualifiers
Cobalt	mg/L	ND	0.0050	08/07/24 17:50	
Molybdenum	mg/L	ND	0.010	08/07/24 17:50	

LABORATORY CONTROL SAMPLE: 4501869

Parameter	Units	Spike Conc.	LCS Result	LCS % Rec	% Rec Limits	Qualifiers
Cobalt	mg/L	0.1	0.10	103	80-120	
Molybdenum	mg/L	0.1	0.10	104	80-120	

MATRIX SPIKE & MATRIX SPIKE DUPLICATE: 4501870 4501871

Parameter	Units	92745585001 Result	MS Spike Conc.	MSD Spike Conc.	MS Result	MSD Result	MS % Rec	MSD % Rec	% Rec Limits	RPD	Max RPD	Qual
Cobalt	mg/L	ND	0.1	0.1	0.11	0.11	103	101	75-125	1	20	
Molybdenum	mg/L	ND	0.1	0.1	0.11	0.11	105	105	75-125	0	20	

Results presented on this page are in the units indicated by the "Units" column except where an alternate unit is presented to the right of the result.

REPORT OF LABORATORY ANALYSIS

This report shall not be reproduced, except in full,
without the written consent of Pace Analytical Services, LLC.

Pace Analytical Services, LLC
110 Technology Parkway
Peachtree Corners, GA 30092
(770)734-4200

QUALITY CONTROL DATA

Project: Plant Hammond-CCR Ash Pond
Pace Project No.: 92745736

QC Batch: 873885
QC Batch Method: SM 2540C-2015
Analysis Method: SM 2540C-2015
Analysis Description: 2540C Total Dissolved Solids
Laboratory: Pace Analytical Services - Peachtree Corners, GA
Associated Lab Samples: 92745705008

METHOD BLANK: 4501560
Matrix: Water
Associated Lab Samples: 92745705008

Parameter	Units	Blank Result	Reporting Limit	Analyzed	Qualifiers
Total Dissolved Solids	mg/L	ND	25.0	08/07/24 12:25	

LABORATORY CONTROL SAMPLE: 4501561

Parameter	Units	Spike Conc.	LCS Result	LCS % Rec	% Rec Limits	Qualifiers
Total Dissolved Solids	mg/L	400	383	96	80-120	

SAMPLE DUPLICATE: 4501562

Parameter	Units	92745465008 Result	Dup Result	RPD	Max RPD	Qualifiers
Total Dissolved Solids	mg/L	ND	ND		10	

SAMPLE DUPLICATE: 4501563

Parameter	Units	92745705001 Result	Dup Result	RPD	Max RPD	Qualifiers
Total Dissolved Solids	mg/L	192	188	2	10	

Results presented on this page are in the units indicated by the "Units" column except where an alternate unit is presented to the right of the result.

REPORT OF LABORATORY ANALYSIS

This report shall not be reproduced, except in full,
without the written consent of Pace Analytical Services, LLC.

Pace Analytical Services, LLC
110 Technology Parkway
Peachtree Corners, GA 30092
(770)734-4200

QUALITY CONTROL DATA

Project: Plant Hammond-CCR Ash Pond
Pace Project No.: 92745736

QC Batch: 874216
QC Batch Method: SM 2320B-2011
Analysis Method: SM 2320B-2011
Analysis Description: 2320B Alkalinity
Laboratory: Pace Analytical Services - Asheville
Associated Lab Samples: 92745705008

METHOD BLANK: 4503483 Matrix: Water
Associated Lab Samples: 92745705008

Parameter	Units	Blank Result	Reporting Limit	Analyzed	Qualifiers
Alkalinity, Total as CaCO3	mg/L	ND	5.0	08/08/24 20:50	
Alkalinity,Bicarbonate (CaCO3)	mg/L	ND	5.0	08/08/24 20:50	
Alkalinity,Carbonate (CaCO3)	mg/L	ND	5.0	08/08/24 20:50	

LABORATORY CONTROL SAMPLE: 4503484

Parameter	Units	Spike Conc.	LCS Result	LCS % Rec	% Rec Limits	Qualifiers
Alkalinity, Total as CaCO3	mg/L	50	52.7	105	80-120	

LABORATORY CONTROL SAMPLE: 4503485

Parameter	Units	Spike Conc.	LCS Result	LCS % Rec	% Rec Limits	Qualifiers
Alkalinity, Total as CaCO3	mg/L	50	54.0	108	80-120	

MATRIX SPIKE & MATRIX SPIKE DUPLICATE: 4503486 4503487

Parameter	Units	92745705001 Result	MS Spike Conc.	MSD Spike Conc.	MS Result	MSD Result	MS % Rec	MSD % Rec	% Rec Limits	RPD	Max RPD	Qual
Alkalinity, Total as CaCO3	mg/L	141	50	50	188	188	95	95	80-120	0	25	

MATRIX SPIKE & MATRIX SPIKE DUPLICATE: 4503488 4503489

Parameter	Units	92745705002 Result	MS Spike Conc.	MSD Spike Conc.	MS Result	MSD Result	MS % Rec	MSD % Rec	% Rec Limits	RPD	Max RPD	Qual
Alkalinity, Total as CaCO3	mg/L	76.6	50	50	128	128	104	103	80-120	0	25	

Results presented on this page are in the units indicated by the "Units" column except where an alternate unit is presented to the right of the result.

This report shall not be reproduced, except in full,
without the written consent of Pace Analytical Services, LLC.

Pace Analytical Services, LLC
110 Technology Parkway
Peachtree Corners, GA 30092
(770)734-4200

QUALITY CONTROL DATA

Project: Plant Hammond-CCR Ash Pond
Pace Project No.: 92745736

QC Batch: 874147
QC Batch Method: EPA 9056A
Analysis Method: EPA 9056A
Analysis Description: 9056 IC anions 28 Days
Laboratory: Pace Analytical Services - Asheville
Associated Lab Samples: 92745705008

METHOD BLANK: 4503202
Matrix: Water
Associated Lab Samples: 92745705008

Parameter	Units	Blank Result	Reporting Limit	Analyzed	Qualifiers
Chloride	mg/L	ND	1.0	08/08/24 15:27	
Fluoride	mg/L	ND	0.10	08/08/24 15:27	
Sulfate	mg/L	ND	1.0	08/08/24 15:27	

LABORATORY CONTROL SAMPLE: 4503203

Parameter	Units	Spike Conc.	LCS Result	LCS % Rec	% Rec Limits	Qualifiers
Chloride	mg/L	50	52.3	105	90-110	
Fluoride	mg/L	2.5	2.7	108	90-110	
Sulfate	mg/L	50	52.0	104	90-110	

MATRIX SPIKE & MATRIX SPIKE DUPLICATE: 4503204 4503205

Parameter	Units	92745705001 Result	MS Spike Conc.	MSD Spike Conc.	MS Result	MSD Result	MS % Rec	MSD % Rec	% Rec Limits	RPD	Max RPD	Qual
Chloride	mg/L	2.5	50	50	52.0	54.1	99	103	90-110	4	10	
Fluoride	mg/L	ND	2.5	2.5	2.4	2.6	94	99	90-110	4	10	
Sulfate	mg/L	25.6	50	50	74.0	76.1	97	101	90-110	3	10	

Results presented on this page are in the units indicated by the "Units" column except where an alternate unit is presented to the right of the result.

REPORT OF LABORATORY ANALYSIS

This report shall not be reproduced, except in full,
without the written consent of Pace Analytical Services, LLC.

Pace Analytical Services, LLC
110 Technology Parkway
Peachtree Corners, GA 30092
(770)734-4200

QUALIFIERS

Project: Plant Hammond-CCR Ash Pond
Pace Project No.: 92745736

DEFINITIONS

DF - Dilution Factor, if reported, represents the factor applied to the reported data due to dilution of the sample aliquot.

ND - Not Detected at or above adjusted reporting limit.

TNTC - Too Numerous To Count

J - Estimated concentration above the adjusted method detection limit and below the adjusted reporting limit.

MDL - Adjusted Method Detection Limit.

PQL - Practical Quantitation Limit.

RL - Reporting Limit - The lowest concentration value that meets project requirements for quantitative data with known precision and bias for a specific analyte in a specific matrix.

S - Surrogate

1,2-Diphenylhydrazine decomposes to and cannot be separated from Azobenzene using Method 8270. The result for each analyte is a combined concentration.

Consistent with EPA guidelines, unrounded data are displayed and have been used to calculate % recovery and RPD values.

LCS(D) - Laboratory Control Sample (Duplicate)

MS(D) - Matrix Spike (Duplicate)

DUP - Sample Duplicate

RPD - Relative Percent Difference

NC - Not Calculable.

SG - Silica Gel - Clean-Up

U - Indicates the compound was analyzed for, but not detected.

Acid preservation may not be appropriate for 2 Chloroethylvinyl ether.

A separate vial preserved to a pH of 4-5 is recommended in SW846 Chapter 4 for the analysis of Acrolein and Acrylonitrile by EPA Method 8260.

N-Nitrosodiphenylamine decomposes and cannot be separated from Diphenylamine using Method 8270. The result reported for each analyte is a combined concentration.

Reported results are not rounded until the final step prior to reporting. Therefore, calculated parameters that are typically reported as "Total" may vary slightly from the sum of the reported component parameters.

Pace Analytical is TNI accredited. Contact your Pace PM for the current list of accredited analytes.

TNI - The NELAC Institute.

ANALYTE QUALIFIERS

M1 Matrix spike recovery exceeded QC limits. Batch accepted based on laboratory control sample (LCS) recovery.

This report shall not be reproduced, except in full,
without the written consent of Pace Analytical Services, LLC.

Pace Analytical Services, LLC
110 Technology Parkway
Peachtree Corners, GA 30092
(770)734-4200

QUALITY CONTROL DATA CROSS REFERENCE TABLE

Project: Plant Hammond-CCR Ash Pond
Pace Project No.: 92745736

Lab ID	Sample ID	QC Batch Method	QC Batch	Analytical Method	Analytical Batch
92745705008	**HAM-H+0.25**	EPA 3010A	873660	EPA 6010D	873727
92745705008	**HAM-H+0.25**	EPA 3005A	873940	EPA 6020B	874050
92745705008	**HAM-H+0.25**	SM 2540C-2015	873885		
92745705008	**HAM-H+0.25**	SM 2320B-2011	874216		
92745705008	**HAM-H+0.25**	EPA 9056A	874147		

This report shall not be reproduced, except in full,
without the written consent of Pace Analytical Services, LLC.

Pace® Location Requested (City/State):
Pace Analytical Peachtree Corners
110 Technology Pkwy, Peachtree Corners, GA 30092

CHAIN-OF-CUSTODY Analytical Request Document

Chain-of-Custody is a LEGAL DOCUMENT - Complete all relevant fields

WO# : 92745736

92745736

Company Name:	ARCADIS - Atlanta	Contact/Report To:	Kelley Sharpe
Street Address:	2839 Paces Ferry Rd, Atlanta, GA 30339	Phone #:	(770)547-2978
		E-Mail:	kelley.sharpe@arcadis.com
		Cc E-Mail:	Arcadis-Atl + GA Power Distribution List
Customer Project #:			
Project Name:	Plant Hammond-CCR Ash Pond	Invoice To:	Accounts Payable
		Invoice E-Mail:	georgiapowerinvoices@southernco.com
Site Collection Info/Facility ID (as applicable):		Purchase Order # (if applicable):	GPC82474-0001
		Quote #:	

Time Zone Collected: [ ] AK [ ] PT [ ] MT [ ] CT [ ] ET

County / State origin of sample(s): Georgia

Data Deliverables:
[ ] Level II [ ] Level III [ ] Level IV
[ ] EQUIS
[ ] Other

Regulatory Program (DW, RCRA, etc.) as applicable: Reportable [ ] Yes [ ] No

Rush (Pre-approval required):
[ ] Same Day [ ] 1 Day [ ] 2 Day [ ] 3 Day [ ] Other _____

DW PWSID # or WW Permit # as applicable:

Date Results Requested: 5 Day TAT

Field Filtered (if applicable): [ ] Yes [ ] No
Analysis:

* Matrix Codes (Insert in Matrix box below): Drinking Water (DW), Ground Water (GW), Waste Water (WW), Product (P), Soil/Solid (SS), Oil (OL), Wipe (WP), Tissue (TS), Bioassay (B), Vapor (V), Surface Water (SW),Sediment (SED), Sludge (SL), Caulk (CK), Leachate (LL), Biosolid (BS), Other (OT)

Specify Container Size **

Identify Container Preservative Type***

Analysis Requested

**Container Size: (1) 1L, (2) 500mL, (3) 250mL, (4) 125mL, (5) 100mL, (6) 40mL vial, (7) EnCore, (8) TerraCore, (9) 90mL, (10) Other

*** Preservative Types: (1) None, (2) HNO3, (3) H2SO4, (4) HCl, (5) NaOH, (6) Zn Acetate, (7) NaHSO4, (8) Sod. Thiosulfate, (9) Ascorbic Acid, (10) MeOH, (11) Other

Lab Use Only
Proj. Mgr: **Malya Parks**
AcctNum / Client ID:
Table #:
Profile / Template: **12590**
Prelog / Bottle Ord. ID: **EZ 3142926**

Customer Sample ID	Matrix *	Comp / Grab	Composite Start Date	Composite Start Time	Collected or Composite End Date	Collected or Composite End Time	# Cont.	Res. Chlorine Results	Res. Chlorine Units	App. IV Metals - Co, Mo only	App. III Metals - B, Ca	Metals - K, Mg, Na	Alkalinity (Total/BiCarb)	Cl, F, SO4	TDS	Sample Comment	Preservation non-conformance identified for sample.
HAM+H+0.25	WS	G	8/5/24	1138			3			X	X	X	X	X	X		

Additional Instructions from Pace®:
HAM-CSURF-ASSMT-2024S2 0805

Collected By: (Printed Name) Garrett G
Signature:

Customer Remarks / Special Conditions / Possible Hazards:

# Coolers:	Thermometer ID:	Correction Factor (°C):	Obs. Temp. (°C)	Corrected Temp. (°C)	On Ice:
1					

Relinquished by/Company: (Signature)	Date/Time	Received by/Company: (Signature)	Date/Time	Tracking Number:
Arcadis	8/6/24 0939		8/6/24 0939	
Relinquished by/Company: (Signature)	Date/Time:	Received by/Company: (Signature)	Date/Time:	Delivered by: [✓] In- Person [ ] Courier
Relinquished by/Company: (Signature)	Date/Time:	Received by/Company: (Signature)	Date/Time:	[ ] FedEX [ ] UPS [ ] Other
Relinquished by/Company: (Signature)	Date/Time:	Received by/Company: (Signature)	Date/Time:	Page: 1 of 1

Submitting a sample via this chain of custody constitutes acknowledgment and acceptance of the Pace® Terms and Conditions found at https://www.pacelabs.com/resource-library/resource/pace-terms-and-conditions/

Pace ANALYTICAL SERVICES

DC#_Title: ENV-FRM-HUNT-0003 v03_Sample Condition Upon Receipt

Effective Date: 05/24/2024

Laboratory receiving samples:
Asheville ☐ Eden ☐ Greenwood ☐ Huntersville ☐ Raleigh ☐ Mechanicsville ☐ Atlanta ☑ Kernersville ☐

Sample Condition Upon Receipt

Client Name: Arcadis - Atlanta

Project #:

WO#: 92745736
PM: MP Due Date: 08/13/24
CLIENT: GA-ArcadAtl

Courier: ☐ Commercial ☐ Fed Ex ☐ UPS ☐ USPS ☑ Client ☐ Pace ☐ Other:____

Custody Seal Present? ☑ Yes ☐ No Seals Intact? ☑ Yes ☐ No ☐ N/A

Date/Initials Person Examining Contents: 8/6/24

Packing Material: ☑ Bubble Wrap ☐ Bubble Bags ☐ None ☐ Other

Biological Tissue Frozen? ☐ Yes ☐ No ☐ N/A

Thermometer: ☐ IR Gun ID: 214

Type of Ice: ☑ Wet ☐ Blue ☐ None

Cooler Temp: 5.6

Correction Factor: Add/Subtract (°C) 0

Temp should be above freezing to 6°C
☐ Samples out of temp criteria. Samples on ice, cooling process has begun

Cooler Temp Corrected (°C): 5.6

USDA Regulated Soil (☐ N/A, water sample)
Did samples originate in a quarantine zone within the United States: CA, NY, or SC (check maps)? ☐ Yes ☐ No

Did samples originate from a foreign source (internationally, including Hawaii and Puerto Rico)? ☐ Yes ☐ No

				Comments/Discrepancy:
Chain of Custody Present?	☑ Yes	☐ No	☐ N/A	1.
Samples Arrived within Hold Time?	☑ Yes	☐ No	☐ N/A	2.
Short Hold Time Analysis (<72 hr.)?	☑ Yes	☐ No	☐ N/A	3.
Rush Turn Around Time Requested?	☑ Yes	☐ No	☐ N/A	4. 5 DAY TAT
Sufficient Volume?	☑ Yes	☐ No	☐ N/A	5.
Correct Containers Used?	☑ Yes	☐ No	☐ N/A	6.
-Pace Containers Used?	☑ Yes	☐ No	☐ N/A	
Containers Intact?	☑ Yes	☐ No	☐ N/A	7.
Dissolved analysis: Samples Field Filtered?	☐ Yes	☑ No	☐ N/A	8.
Sample Labels Match COC? -Includes Date/Time/ID/Analysis Matrix: WS	☑ Yes	☐ No	☐ N/A	9.
Headspace in VOA Vials (>5-6mm)?	☐ Yes	☐ No	☑ N/A	10.
Trip Blank Present?	☐ Yes	☐ No	☑ N/A	11.
Trip Blank Custody Seals Present?	☐ Yes	☐ No	☑ N/A	

Field Data Required? ☐ Yes ☐ No

COMMENTS/SAMPLE DISCREPANCY

Lot ID of split containers:

CLIENT NOTIFICATION/RESOLUTION

Person contacted: Date/Time:

Project Manager SCURF Review: Date:

Project Manager SRF Review: Date:

DC#_Title: ENV-FRM-HUN1-0083 v05_Sample Condition Upon Receipt

Effective Date: 05/24/2024

WO#: 92745736

PM: MP **Due Date: 08/13/24**

CLIENT: GA-ArcadAtl

*Check mark top half of box if pH and/or dechlorination is verified and within the acceptance range for preservation samples.
Exceptions: VOA, Coliform, TOC, Oil and Grease, DRO/8015 (water) DOC, LLHg
**Bottom half of box is to list number of bottles
***Check all unpreserved Nitrates for chlorine

Project #

Laboratory Receiving Location: Asheville ☐ Eden ☐ Greenwood ☐ Huntersville ☐ Raleigh ☐ Mechanicsville ☐ Atlanta ☑ Kernersville ☐

Client Arcadis - Atlanta Profile/EZ (Circle one) 3142926 Notes

Item#	BP4U-125 mL Plastic Unpreserved (N/A) (Cl-)	BP3U-250 mL Plastic Unpreserved (N/A)	BP2U-500 mL Plastic Unpreserved (N/A)	BP1U-1 liter Plastic Unpreserved (N/A)		BP4S-125 mL Plastic H2SO4 (pH < 2) (Cl-)	BP3N-250 mL plastic HNO3 (pH < 2)	BP4Z-125 mL Plastic ZN Acetate & NaOH (>9)	BP4B-125 mL Plastic NaOH (pH > 12) (Cl-)	WGFU-Wide-mouthed Glass jar Unpreserved	AG1U-1 liter Amber Unpreserved (N/A) (Cl-)	AG1H-1 liter Amber HCl (pH < 2)	AG3U-250 mL Amber Unpreserved (N/A) (Cl-)	AG1S-1 liter Amber H2SO4 (pH < 2)	AG3S-250 mL Amber H2SO4 (pH < 2)	DG94-40 mL Amber NH4Cl (N/A)(Cl-)	DG9H-40 mL VOA HCl (N/A)	VG9T-40 mL VOA Na2S2O3 (N/A)	VG9U-40 mL VOA Unpreserved (N/A)	DG9V-40 mL VOA H3PO4 (N/A)	KP7U-50 mL Plastic Unpreserved (N/A)	V/GK (3 vials per kit)-VPH/Gas kit (N/A)	SP5T-125 mL Sterile Plastic (N/A – lab)	SP2T-250 mL Sterile Plastic (N/A – lab)		BP3R-250 mL Plastic (NH2)2SO4 (9.3-9.7)	AG0U-100 mL Amber Unpreserved (N/A) (Cl-)	VSGU-20 mL Scintillation vials (N/A)	DG9U-40 mL Amber Unpreserved vials (N/A)
CC			GA/AS				GA																						
1			2				1 ✓	MP																					
2			2				1 ✓	MP																					
3			2				1 ✓	MP																					
4			2				1 ✓	MP																					
5			2				1 ✓	MP																					
6			2				1 ✓	MP																					
7			2				1 ✓	MP																					
8			2				1 ✓																						
9																													
10																													
11																													
12																													

pH Adjustment Log for Preserved Samples

Sample ID	Type of Preservative	pH upon receipt	Date preservation adjusted	Time preservation adjusted	Amount of Preservative added	Lot #

Note: Whenever there is a discrepancy affecting North Carolina compliance samples, a copy of this form will be sent to the North Carolina DENR Certification Office (i.e. Out of hold, incorrect preservative, out of temp, incorrect containers.

Pace Analytical Services, LLC
110 Technology Parkway
Peachtree Corners, GA 30092
(770)734-4200

August 13, 2024

Kelley Sharpe
ARCADIS - Atlanta
2839 Paces Ferry Rd
STE 900
Atlanta, GA 30339

RE: Project: Plant Hammond-CCR Ash Pond
Pace Project No.: 92745732

Dear Kelley Sharpe:

Enclosed are the analytical results for sample(s) received by the laboratory on August 06, 2024. The results relate only to the samples included in this report. Results reported herein conform to the applicable TNI/NELAC Standards and the laboratory's Quality Manual, where applicable, unless otherwise noted in the body of the report.

The test results provided in this final report were generated by each of the following laboratories within the Pace Network:

- Pace Analytical Services - Asheville
- Pace Analytical Services - Peachtree Corners, GA

If you have any questions concerning this report, please feel free to contact me.

Sincerely,

Maiya Parks

Maiya Parks
maiya.parks@pacelabs.com
770-734-4205
Project Manager

Enclosures

cc: Jordan Gamble, ARCADIS - Atlanta
Ben Hodges, Southern Company
Christine Hug, Geosyntec Consultants, Inc.
Allison Keefer, Southern Company
Laura Midkiff, Southern Company
Caroline Nelson, Geosyntec Consultants, Inc
Noelia Muskus Ruiz, Georgia Power
Tina Sullivan, ERM

REPORT OF LABORATORY ANALYSIS

This report shall not be reproduced, except in full,
without the written consent of Pace Analytical Services, LLC.

Pace Analytical Services, LLC
110 Technology Parkway
Peachtree Corners, GA 30092
(770)734-4200

CERTIFICATIONS

Project:	Plant Hammond-CCR Ash Pond
Pace Project No.:	92745732

Pace Analytical Services Asheville

2225 Riverside Drive, Asheville, NC 28804
Florida/NELAP Certification #: E87648
North Carolina Drinking Water Certification #: 37712
North Carolina Wastewater Certification #: 40
South Carolina Laboratory ID: 99030
South Carolina Certification #: 99030001
Virginia/VELAP Certification #: 460222

Pace Analytical Services Peachtree Corners

110 Technology Pkwy, Peachtree Corners, GA 30092
Florida DOH Certification #: E87315
Georgia DW Inorganics Certification #: 812
North Carolina Certification #: 381
South Carolina Certification #: 98011001
Virginia Certification #: 460204

This report shall not be reproduced, except in full,
without the written consent of Pace Analytical Services, LLC.

Pace Analytical Services, LLC
110 Technology Parkway
Peachtree Corners, GA 30092
(770)734-4200

SAMPLE SUMMARY

Project: Plant Hammond-CCR Ash Pond
Pace Project No.: 92745732

Lab ID	Sample ID	Matrix	Date Collected	Date Received
92745705003	**HAM-AP2-Up**	Water	08/05/24 13:03	08/06/24 09:35
92745705004	**HAM-AP2-Mid**	Water	08/05/24 12:44	08/06/24 09:35
92745705005	**HAM-AP2-Down**	Water	08/05/24 11:25	08/06/24 09:35
92745705006	**HAM-H+0.35**	Water	08/05/24 11:32	08/06/24 09:35
92745705007	**HAM-H+0.75**	Water	08/05/24 11:18	08/06/24 09:35

This report shall not be reproduced, except in full,
without the written consent of Pace Analytical Services, LLC.

Pace Analytical Services, LLC
110 Technology Parkway
Peachtree Corners, GA 30092
(770)734-4200

SAMPLE ANALYTE COUNT

Project: Plant Hammond-CCR Ash Pond
Pace Project No.: 92745732

Lab ID	Sample ID	Method	Analysts	Analytes Reported	Laboratory
92745705003	**HAM-AP2-Up**	EPA 6010D	AJM	5	PASI-GA
		EPA 6020B	CW1	1	PASI-GA
		SM 2540C-2015	DL1	1	PASI-GA
		SM 2320B-2011	SMS	3	PASI-A
		EPA 9056A	CDC	3	PASI-A
92745705004	**HAM-AP2-Mid**	EPA 6010D	AJM	5	PASI-GA
		EPA 6020B	CW1	1	PASI-GA
		SM 2540C-2015	DL1	1	PASI-GA
		SM 2320B-2011	SMS	3	PASI-A
		EPA 9056A	CDC	3	PASI-A
92745705005	**HAM-AP2-Down**	EPA 6010D	AJM	5	PASI-GA
		EPA 6020B	CW1	1	PASI-GA
		SM 2540C-2015	DL1	1	PASI-GA
		SM 2320B-2011	SMS	3	PASI-A
		EPA 9056A	CDC	3	PASI-A
92745705006	**HAM-H+0.35**	EPA 6010D	AJM	5	PASI-GA
		EPA 6020B	CW1	1	PASI-GA
		SM 2540C-2015	DL1	1	PASI-GA
		SM 2320B-2011	SMS	3	PASI-A
		EPA 9056A	CDC	3	PASI-A
92745705007	**HAM-H+0.75**	EPA 6010D	AJM	5	PASI-GA
		EPA 6020B	CW1	1	PASI-GA
		SM 2540C-2015	DL1	1	PASI-GA
		SM 2320B-2011	SMS	3	PASI-A
		EPA 9056A	CDC	3	PASI-A

PASI-A = Pace Analytical Services - Asheville
PASI-GA = Pace Analytical Services - Peachtree Corners, GA

This report shall not be reproduced, except in full,
without the written consent of Pace Analytical Services, LLC.

Pace Analytical Services, LLC
110 Technology Parkway
Peachtree Corners, GA 30092
(770)734-4200

ANALYTICAL RESULTS

Project: Plant Hammond-CCR Ash Pond
Pace Project No.: 92745732

Sample: HAM-AP2-Up **Lab ID: 92745705003** Collected: 08/05/24 13:03 Received: 08/06/24 09:35 Matrix: Water

Parameters	Results	Units	Report Limit	DF	Prepared	Analyzed	CAS No.	Qual
6010D ATL ICP	Analytical Method: EPA 6010D Preparation Method: EPA 3010A							
	Pace Analytical Services - Peachtree Corners, GA							
Boron	ND	mg/L	0.040	1	08/06/24 16:16	08/06/24 19:19	7440-42-8	
Potassium	**0.75**	mg/L	0.50	1	08/06/24 16:16	08/06/24 19:19	7440-09-7	
Sodium	**2.0**	mg/L	1.0	1	08/06/24 16:16	08/06/24 19:19	7440-23-5	
Calcium	**48.2**	mg/L	1.0	1	08/06/24 16:16	08/06/24 19:19	7440-70-2	
Magnesium	**5.0**	mg/L	0.050	1	08/06/24 16:16	08/06/24 19:19	7439-95-4	
6020 MET ICPMS	Analytical Method: EPA 6020B Preparation Method: EPA 3005A							
	Pace Analytical Services - Peachtree Corners, GA							
Cobalt	ND	mg/L	0.0050	1	08/07/24 13:12	08/07/24 18:23	7440-48-4	
2540C Total Dissolved Solids	Analytical Method: SM 2540C-2015							
	Pace Analytical Services - Peachtree Corners, GA							
Total Dissolved Solids	**175**	mg/L	25.0	1		08/07/24 12:30		
2320B Alkalinity	Analytical Method: SM 2320B-2011							
	Pace Analytical Services - Asheville							
Alkalinity,Bicarbonate (CaCO3)	**143**	mg/L	5.0	1		08/08/24 21:52		
Alkalinity,Carbonate (CaCO3)	ND	mg/L	5.0	1		08/08/24 21:52		
Alkalinity, Total as CaCO3	**143**	mg/L	5.0	1		08/08/24 21:52		
9056 IC anions 28 Days	Analytical Method: EPA 9056A							
	Pace Analytical Services - Asheville							
Chloride	**1.2**	mg/L	1.0	1		08/08/24 16:50	16887-00-6	
Fluoride	ND	mg/L	0.10	1		08/08/24 16:50	16984-48-8	
Sulfate	**8.4**	mg/L	1.0	1		08/08/24 16:50	14808-79-8	

This report shall not be reproduced, except in full,
without the written consent of Pace Analytical Services, LLC.

Pace Analytical Services, LLC
110 Technology Parkway
Peachtree Corners, GA 30092
(770)734-4200

ANALYTICAL RESULTS

Project: Plant Hammond-CCR Ash Pond
Pace Project No.: 92745732

Sample: HAM-AP2-Mid **Lab ID: 92745705004** Collected: 08/05/24 12:44 Received: 08/06/24 09:35 Matrix: Water

Parameters	Results	Units	Report Limit	DF	Prepared	Analyzed	CAS No.	Qual
6010D ATL ICP	Analytical Method: EPA 6010D Preparation Method: EPA 3010A							
	Pace Analytical Services - Peachtree Corners, GA							
Boron	ND	mg/L	0.040	1	08/06/24 16:16	08/06/24 19:24	7440-42-8	
Potassium	**0.75**	mg/L	0.50	1	08/06/24 16:16	08/06/24 19:24	7440-09-7	
Sodium	**2.0**	mg/L	1.0	1	08/06/24 16:16	08/06/24 19:24	7440-23-5	
Calcium	**48.6**	mg/L	1.0	1	08/06/24 16:16	08/06/24 19:24	7440-70-2	
Magnesium	**5.2**	mg/L	0.050	1	08/06/24 16:16	08/06/24 19:24	7439-95-4	
6020 MET ICPMS	Analytical Method: EPA 6020B Preparation Method: EPA 3005A							
	Pace Analytical Services - Peachtree Corners, GA							
Cobalt	ND	mg/L	0.0050	1	08/07/24 13:12	08/07/24 18:28	7440-48-4	
2540C Total Dissolved Solids	Analytical Method: SM 2540C-2015							
	Pace Analytical Services - Peachtree Corners, GA							
Total Dissolved Solids	**147**	mg/L	25.0	1		08/07/24 12:30		
2320B Alkalinity	Analytical Method: SM 2320B-2011							
	Pace Analytical Services - Asheville							
Alkalinity,Bicarbonate (CaCO3)	**138**	mg/L	5.0	1		08/09/24 07:28		
Alkalinity,Carbonate (CaCO3)	ND	mg/L	5.0	1		08/09/24 07:28		
Alkalinity, Total as CaCO3	**138**	mg/L	5.0	1		08/09/24 07:28		
9056 IC anions 28 Days	Analytical Method: EPA 9056A							
	Pace Analytical Services - Asheville							
Chloride	**1.3**	mg/L	1.0	1		08/08/24 17:04	16887-00-6	
Fluoride	ND	mg/L	0.10	1		08/08/24 17:04	16984-48-8	
Sulfate	**8.9**	mg/L	1.0	1		08/08/24 17:04	14808-79-8	

This report shall not be reproduced, except in full,
without the written consent of Pace Analytical Services, LLC.

Pace Analytical Services, LLC
110 Technology Parkway
Peachtree Corners, GA 30092
(770)734-4200

ANALYTICAL RESULTS

Project: Plant Hammond-CCR Ash Pond
Pace Project No.: 92745732

Sample: HAM-AP2-Down **Lab ID: 92745705005** Collected: 08/05/24 11:25 Received: 08/06/24 09:35 Matrix: Water

Parameters	Results	Units	Report Limit	DF	Prepared	Analyzed	CAS No.	Qual
6010D ATL ICP	Analytical Method: EPA 6010D Preparation Method: EPA 3010A							
	Pace Analytical Services - Peachtree Corners, GA							
Boron	**0.058**	mg/L	0.040	1	08/06/24 16:16	08/06/24 19:29	7440-42-8	
Potassium	**2.2**	mg/L	0.50	1	08/06/24 16:16	08/06/24 19:29	7440-09-7	
Sodium	**9.5**	mg/L	1.0	1	08/06/24 16:16	08/06/24 19:29	7440-23-5	
Calcium	**14.9**	mg/L	1.0	1	08/06/24 16:16	08/06/24 19:29	7440-70-2	M1
Magnesium	**3.3**	mg/L	0.050	1	08/06/24 16:16	08/06/24 19:29	7439-95-4	
6020 MET ICPMS	Analytical Method: EPA 6020B Preparation Method: EPA 3005A							
	Pace Analytical Services - Peachtree Corners, GA							
Cobalt	ND	mg/L	0.0050	1	08/07/24 13:12	08/07/24 18:40	7440-48-4	
2540C Total Dissolved Solids	Analytical Method: SM 2540C-2015							
	Pace Analytical Services - Peachtree Corners, GA							
Total Dissolved Solids	**124**	mg/L	25.0	1		08/07/24 12:30		
2320B Alkalinity	Analytical Method: SM 2320B-2011							
	Pace Analytical Services - Asheville							
Alkalinity,Bicarbonate (CaCO3)	**47.8**	mg/L	5.0	1		08/09/24 07:39		
Alkalinity,Carbonate (CaCO3)	ND	mg/L	5.0	1		08/09/24 07:39		
Alkalinity, Total as CaCO3	**47.8**	mg/L	5.0	1		08/09/24 07:39		
9056 IC anions 28 Days	Analytical Method: EPA 9056A							
	Pace Analytical Services - Asheville							
Chloride	**5.7**	mg/L	1.0	1		08/08/24 17:46	16887-00-6	
Fluoride	ND	mg/L	0.10	1		08/08/24 17:46	16984-48-8	
Sulfate	**18.6**	mg/L	1.0	1		08/08/24 17:46	14808-79-8	

This report shall not be reproduced, except in full,
without the written consent of Pace Analytical Services, LLC.

Pace Analytical Services, LLC
110 Technology Parkway
Peachtree Corners, GA 30092
(770)734-4200

ANALYTICAL RESULTS

Project: Plant Hammond-CCR Ash Pond
Pace Project No.: 92745732

Sample: HAM-H+0.35 **Lab ID: 92745705006** Collected: 08/05/24 11:32 Received: 08/06/24 09:35 Matrix: Water

Parameters	Results	Units	Report Limit	DF	Prepared	Analyzed	CAS No.	Qual
6010D ATL ICP	Analytical Method: EPA 6010D Preparation Method: EPA 3010A							
	Pace Analytical Services - Peachtree Corners, GA							
Boron	**0.057**	mg/L	0.040	1	08/06/24 16:16	08/06/24 19:57	7440-42-8	
Potassium	**2.2**	mg/L	0.50	1	08/06/24 16:16	08/06/24 19:57	7440-09-7	
Sodium	**10**	mg/L	1.0	1	08/06/24 16:16	08/06/24 19:57	7440-23-5	
Calcium	**15.1**	mg/L	1.0	1	08/06/24 16:16	08/06/24 19:57	7440-70-2	
Magnesium	**3.3**	mg/L	0.050	1	08/06/24 16:16	08/06/24 19:57	7439-95-4	
6020 MET ICPMS	Analytical Method: EPA 6020B Preparation Method: EPA 3005A							
	Pace Analytical Services - Peachtree Corners, GA							
Cobalt	ND	mg/L	0.0050	1	08/07/24 13:12	08/07/24 18:44	7440-48-4	
2540C Total Dissolved Solids	Analytical Method: SM 2540C-2015							
	Pace Analytical Services - Peachtree Corners, GA							
Total Dissolved Solids	**108**	mg/L	25.0	1		08/07/24 12:30		
2320B Alkalinity	Analytical Method: SM 2320B-2011							
	Pace Analytical Services - Asheville							
Alkalinity,Bicarbonate (CaCO3)	**47.5**	mg/L	5.0	1		08/09/24 07:45		
Alkalinity,Carbonate (CaCO3)	ND	mg/L	5.0	1		08/09/24 07:45		
Alkalinity, Total as CaCO3	**47.5**	mg/L	5.0	1		08/09/24 07:45		
9056 IC anions 28 Days	Analytical Method: EPA 9056A							
	Pace Analytical Services - Asheville							
Chloride	**5.6**	mg/L	1.0	1		08/08/24 18:00	16887-00-6	
Fluoride	ND	mg/L	0.10	1		08/08/24 18:00	16984-48-8	
Sulfate	**20.4**	mg/L	1.0	1		08/08/24 18:00	14808-79-8	

This report shall not be reproduced, except in full,
without the written consent of Pace Analytical Services, LLC.

Pace Analytical Services, LLC
110 Technology Parkway
Peachtree Corners, GA 30092
(770)734-4200

ANALYTICAL RESULTS

Project: Plant Hammond-CCR Ash Pond
Pace Project No.: 92745732

Sample: HAM-H+0.75 **Lab ID: 92745705007** Collected: 08/05/24 11:18 Received: 08/06/24 09:35 Matrix: Water

Parameters	Results	Units	Report Limit	DF	Prepared	Analyzed	CAS No.	Qual
6010D ATL ICP	Analytical Method: EPA 6010D Preparation Method: EPA 3010A							
	Pace Analytical Services - Peachtree Corners, GA							
Boron	**0.055**	mg/L	0.040	1	08/06/24 16:16	08/06/24 20:02	7440-42-8	
Potassium	**2.1**	mg/L	0.50	1	08/06/24 16:16	08/06/24 20:02	7440-09-7	
Sodium	**8.4**	mg/L	1.0	1	08/06/24 16:16	08/06/24 20:02	7440-23-5	
Calcium	**14.5**	mg/L	1.0	1	08/06/24 16:16	08/06/24 20:02	7440-70-2	
Magnesium	**3.2**	mg/L	0.050	1	08/06/24 16:16	08/06/24 20:02	7439-95-4	
6020 MET ICPMS	Analytical Method: EPA 6020B Preparation Method: EPA 3005A							
	Pace Analytical Services - Peachtree Corners, GA							
Cobalt	ND	mg/L	0.0050	1	08/07/24 13:12	08/07/24 18:48	7440-48-4	
2540C Total Dissolved Solids	Analytical Method: SM 2540C-2015							
	Pace Analytical Services - Peachtree Corners, GA							
Total Dissolved Solids	**94.0**	mg/L	25.0	1		08/07/24 12:31		
2320B Alkalinity	Analytical Method: SM 2320B-2011							
	Pace Analytical Services - Asheville							
Alkalinity,Bicarbonate (CaCO3)	**46.2**	mg/L	5.0	1		08/09/24 07:52		
Alkalinity,Carbonate (CaCO3)	ND	mg/L	5.0	1		08/09/24 07:52		
Alkalinity, Total as CaCO3	**46.2**	mg/L	5.0	1		08/09/24 07:52		
9056 IC anions 28 Days	Analytical Method: EPA 9056A							
	Pace Analytical Services - Asheville							
Chloride	**5.6**	mg/L	1.0	1		08/08/24 18:14	16887-00-6	
Fluoride	ND	mg/L	0.10	1		08/08/24 18:14	16984-48-8	
Sulfate	**16.1**	mg/L	1.0	1		08/08/24 18:14	14808-79-8	

This report shall not be reproduced, except in full,
without the written consent of Pace Analytical Services, LLC.

Pace Analytical Services, LLC
110 Technology Parkway
Peachtree Corners, GA 30092
(770)734-4200

QUALITY CONTROL DATA

Project: Plant Hammond-CCR Ash Pond
Pace Project No.: 92745732

QC Batch: 873660
QC Batch Method: EPA 3010A
Analysis Method: EPA 6010D
Analysis Description: 6010D ATL
Laboratory: Pace Analytical Services - Peachtree Corners, GA
Associated Lab Samples: 92745705003, 92745705004, 92745705005, 92745705006, 92745705007

METHOD BLANK: 4500495
Matrix: Water
Associated Lab Samples: 92745705003, 92745705004, 92745705005, 92745705006, 92745705007

Parameter	Units	Blank Result	Reporting Limit	Analyzed	Qualifiers
Boron	mg/L	ND	0.040	08/06/24 19:00	
Calcium	mg/L	ND	1.0	08/06/24 19:00	
Magnesium	mg/L	ND	0.050	08/06/24 19:00	
Potassium	mg/L	ND	0.50	08/06/24 19:00	
Sodium	mg/L	ND	1.0	08/06/24 19:00	

LABORATORY CONTROL SAMPLE: 4500496

Parameter	Units	Spike Conc.	LCS Result	LCS % Rec	% Rec Limits	Qualifiers
Boron	mg/L	1	0.94	94	80-120	
Calcium	mg/L	1	1.0	104	80-120	
Magnesium	mg/L	1	0.97	97	80-120	
Potassium	mg/L	1	0.94	94	80-120	
Sodium	mg/L	1	1.0	105	80-120	

MATRIX SPIKE & MATRIX SPIKE DUPLICATE: 4500497 4500498

Parameter	Units	92745705005 Result	MS Spike Conc.	MSD Spike Conc.	MS Result	MSD Result	MS % Rec	MSD % Rec	% Rec Limits	RPD	Max RPD	Qual
Boron	mg/L	0.058	1	1	1.1	1.1	100	100	75-125	0	20	
Calcium	mg/L	14.9	1	1	15.6	16.0	74	113	75-125	2	20	M1
Magnesium	mg/L	3.3	1	1	4.2	4.3	94	100	75-125	2	20	
Potassium	mg/L	2.2	1	1	3.2	3.4	104	123	75-125	6	20	
Sodium	mg/L	9.5	1	1	10.5	10.6	94	106	75-125	1	20	

Results presented on this page are in the units indicated by the "Units" column except where an alternate unit is presented to the right of the result.

This report shall not be reproduced, except in full,
without the written consent of Pace Analytical Services, LLC.

Pace Analytical Services, LLC
110 Technology Parkway
Peachtree Corners, GA 30092
(770)734-4200

QUALITY CONTROL DATA

Project: Plant Hammond-CCR Ash Pond
Pace Project No.: 92745732

QC Batch: 873940
QC Batch Method: EPA 3005A
Analysis Method: EPA 6020B
Analysis Description: 6020 MET
Laboratory: Pace Analytical Services - Peachtree Corners, GA
Associated Lab Samples: 92745705003, 92745705004, 92745705005, 92745705006, 92745705007

METHOD BLANK: 4501868
Matrix: Water
Associated Lab Samples: 92745705003, 92745705004, 92745705005, 92745705006, 92745705007

Parameter	Units	Blank Result	Reporting Limit	Analyzed	Qualifiers
Cobalt	mg/L	ND	0.0050	08/07/24 17:50	

LABORATORY CONTROL SAMPLE: 4501869

Parameter	Units	Spike Conc.	LCS Result	LCS % Rec	% Rec Limits	Qualifiers
Cobalt	mg/L	0.1	0.10	103	80-120	

MATRIX SPIKE & MATRIX SPIKE DUPLICATE: 4501870 4501871

Parameter	Units	92745585001 Result	MS Spike Conc.	MSD Spike Conc.	MS Result	MSD Result	MS % Rec	MSD % Rec	% Rec Limits	RPD	Max RPD	Qual
Cobalt	mg/L	ND	0.1	0.1	0.11	0.11	103	101	75-125	1	20	

Results presented on this page are in the units indicated by the "Units" column except where an alternate unit is presented to the right of the result.

REPORT OF LABORATORY ANALYSIS

This report shall not be reproduced, except in full,
without the written consent of Pace Analytical Services, LLC.

Pace Analytical Services, LLC
110 Technology Parkway
Peachtree Corners, GA 30092
(770)734-4200

QUALITY CONTROL DATA

Project: Plant Hammond-CCR Ash Pond
Pace Project No.: 92745732

QC Batch: 873885
QC Batch Method: SM 2540C-2015
Analysis Method: SM 2540C-2015
Analysis Description: 2540C Total Dissolved Solids
Laboratory: Pace Analytical Services - Peachtree Corners, GA
Associated Lab Samples: 92745705003, 92745705004, 92745705005, 92745705006, 92745705007

METHOD BLANK: 4501560
Matrix: Water
Associated Lab Samples: 92745705003, 92745705004, 92745705005, 92745705006, 92745705007

Parameter	Units	Blank Result	Reporting Limit	Analyzed	Qualifiers
Total Dissolved Solids	mg/L	ND	25.0	08/07/24 12:25	

LABORATORY CONTROL SAMPLE: 4501561

Parameter	Units	Spike Conc.	LCS Result	LCS % Rec	% Rec Limits	Qualifiers
Total Dissolved Solids	mg/L	400	383	96	80-120	

SAMPLE DUPLICATE: 4501562

Parameter	Units	92745465008 Result	Dup Result	RPD	Max RPD	Qualifiers
Total Dissolved Solids	mg/L	ND	ND		10	

SAMPLE DUPLICATE: 4501563

Parameter	Units	92745705001 Result	Dup Result	RPD	Max RPD	Qualifiers
Total Dissolved Solids	mg/L	192	188	2	10	

Results presented on this page are in the units indicated by the "Units" column except where an alternate unit is presented to the right of the result.

REPORT OF LABORATORY ANALYSIS

This report shall not be reproduced, except in full,
without the written consent of Pace Analytical Services, LLC.

Pace Analytical Services, LLC
110 Technology Parkway
Peachtree Corners, GA 30092
(770)734-4200

QUALITY CONTROL DATA

Project: Plant Hammond-CCR Ash Pond
Pace Project No.: 92745732

QC Batch: 874216
QC Batch Method: SM 2320B-2011
Analysis Method: SM 2320B-2011
Analysis Description: 2320B Alkalinity
Laboratory: Pace Analytical Services - Asheville
Associated Lab Samples: 92745705003, 92745705004, 92745705005, 92745705006, 92745705007

METHOD BLANK: 4503483
Matrix: Water
Associated Lab Samples: 92745705003, 92745705004, 92745705005, 92745705006, 92745705007

Parameter	Units	Blank Result	Reporting Limit	Analyzed	Qualifiers
Alkalinity, Total as CaCO3	mg/L	ND	5.0	08/08/24 20:50	
Alkalinity,Bicarbonate (CaCO3)	mg/L	ND	5.0	08/08/24 20:50	
Alkalinity,Carbonate (CaCO3)	mg/L	ND	5.0	08/08/24 20:50	

LABORATORY CONTROL SAMPLE: 4503484

Parameter	Units	Spike Conc.	LCS Result	LCS % Rec	% Rec Limits	Qualifiers
Alkalinity, Total as CaCO3	mg/L	50	52.7	105	80-120	

LABORATORY CONTROL SAMPLE: 4503485

Parameter	Units	Spike Conc.	LCS Result	LCS % Rec	% Rec Limits	Qualifiers
Alkalinity, Total as CaCO3	mg/L	50	54.0	108	80-120	

MATRIX SPIKE & MATRIX SPIKE DUPLICATE: 4503486 4503487

Parameter	Units	92745705001 Result	MS Spike Conc.	MSD Spike Conc.	MS Result	MSD Result	MS % Rec	MSD % Rec	% Rec Limits	RPD	Max RPD	Qual
Alkalinity, Total as CaCO3	mg/L	141	50	50	188	188	95	95	80-120	0	25	

MATRIX SPIKE & MATRIX SPIKE DUPLICATE: 4503488 4503489

Parameter	Units	92745705002 Result	MS Spike Conc.	MSD Spike Conc.	MS Result	MSD Result	MS % Rec	MSD % Rec	% Rec Limits	RPD	Max RPD	Qual
Alkalinity, Total as CaCO3	mg/L	76.6	50	50	128	128	104	103	80-120	0	25	

Results presented on this page are in the units indicated by the "Units" column except where an alternate unit is presented to the right of the result.

This report shall not be reproduced, except in full,
without the written consent of Pace Analytical Services, LLC.

Pace Analytical Services, LLC
110 Technology Parkway
Peachtree Corners, GA 30092
(770)734-4200

QUALITY CONTROL DATA

Project: Plant Hammond-CCR Ash Pond
Pace Project No.: 92745732

QC Batch: 874147
QC Batch Method: EPA 9056A
Analysis Method: EPA 9056A
Analysis Description: 9056 IC anions 28 Days
Laboratory: Pace Analytical Services - Asheville
Associated Lab Samples: 92745705003, 92745705004, 92745705005, 92745705006, 92745705007

METHOD BLANK: 4503202
Matrix: Water
Associated Lab Samples: 92745705003, 92745705004, 92745705005, 92745705006, 92745705007

Parameter	Units	Blank Result	Reporting Limit	Analyzed	Qualifiers
Chloride	mg/L	ND	1.0	08/08/24 15:27	
Fluoride	mg/L	ND	0.10	08/08/24 15:27	
Sulfate	mg/L	ND	1.0	08/08/24 15:27	

LABORATORY CONTROL SAMPLE: 4503203

Parameter	Units	Spike Conc.	LCS Result	LCS % Rec	% Rec Limits	Qualifiers
Chloride	mg/L	50	52.3	105	90-110	
Fluoride	mg/L	2.5	2.7	108	90-110	
Sulfate	mg/L	50	52.0	104	90-110	

MATRIX SPIKE & MATRIX SPIKE DUPLICATE: 4503204 4503205

Parameter	Units	92745705001 Result	MS Spike Conc.	MSD Spike Conc.	MS Result	MSD Result	MS % Rec	MSD % Rec	% Rec Limits	RPD	Max RPD	Qual
Chloride	mg/L	2.5	50	50	52.0	54.1	99	103	90-110	4	10	
Fluoride	mg/L	ND	2.5	2.5	2.4	2.6	94	99	90-110	4	10	
Sulfate	mg/L	25.6	50	50	74.0	76.1	97	101	90-110	3	10	

Results presented on this page are in the units indicated by the "Units" column except where an alternate unit is presented to the right of the result.

REPORT OF LABORATORY ANALYSIS

This report shall not be reproduced, except in full,
without the written consent of Pace Analytical Services, LLC.

Pace Analytical Services, LLC
110 Technology Parkway
Peachtree Corners, GA 30092
(770)734-4200

QUALIFIERS

Project: Plant Hammond-CCR Ash Pond
Pace Project No.: 92745732

DEFINITIONS

DF - Dilution Factor, if reported, represents the factor applied to the reported data due to dilution of the sample aliquot.

ND - Not Detected at or above adjusted reporting limit.

TNTC - Too Numerous To Count

J - Estimated concentration above the adjusted method detection limit and below the adjusted reporting limit.

MDL - Adjusted Method Detection Limit.

PQL - Practical Quantitation Limit.

RL - Reporting Limit - The lowest concentration value that meets project requirements for quantitative data with known precision and bias for a specific analyte in a specific matrix.

S - Surrogate

1,2-Diphenylhydrazine decomposes to and cannot be separated from Azobenzene using Method 8270. The result for each analyte is a combined concentration.

Consistent with EPA guidelines, unrounded data are displayed and have been used to calculate % recovery and RPD values.

LCS(D) - Laboratory Control Sample (Duplicate)

MS(D) - Matrix Spike (Duplicate)

DUP - Sample Duplicate

RPD - Relative Percent Difference

NC - Not Calculable.

SG - Silica Gel - Clean-Up

U - Indicates the compound was analyzed for, but not detected.

Acid preservation may not be appropriate for 2 Chloroethylvinyl ether.

A separate vial preserved to a pH of 4-5 is recommended in SW846 Chapter 4 for the analysis of Acrolein and Acrylonitrile by EPA Method 8260.

N-Nitrosodiphenylamine decomposes and cannot be separated from Diphenylamine using Method 8270. The result reported for each analyte is a combined concentration.

Reported results are not rounded until the final step prior to reporting. Therefore, calculated parameters that are typically reported as "Total" may vary slightly from the sum of the reported component parameters.

Pace Analytical is TNI accredited. Contact your Pace PM for the current list of accredited analytes.

TNI - The NELAC Institute.

ANALYTE QUALIFIERS

M1 Matrix spike recovery exceeded QC limits. Batch accepted based on laboratory control sample (LCS) recovery.

This report shall not be reproduced, except in full,
without the written consent of Pace Analytical Services, LLC.

Pace Analytical Services, LLC
110 Technology Parkway
Peachtree Corners, GA 30092
(770)734-4200

QUALITY CONTROL DATA CROSS REFERENCE TABLE

Project: Plant Hammond-CCR Ash Pond
Pace Project No.: 92745732

Lab ID	Sample ID	QC Batch Method	QC Batch	Analytical Method	Analytical Batch
92745705003	**HAM-AP2-Up**	EPA 3010A	873660	EPA 6010D	873727
92745705004	**HAM-AP2-Mid**	EPA 3010A	873660	EPA 6010D	873727
92745705005	**HAM-AP2-Down**	EPA 3010A	873660	EPA 6010D	873727
92745705006	**HAM-H+0.35**	EPA 3010A	873660	EPA 6010D	873727
92745705007	**HAM-H+0.75**	EPA 3010A	873660	EPA 6010D	873727
92745705003	**HAM-AP2-Up**	EPA 3005A	873940	EPA 6020B	874050
92745705004	**HAM-AP2-Mid**	EPA 3005A	873940	EPA 6020B	874050
92745705005	**HAM-AP2-Down**	EPA 3005A	873940	EPA 6020B	874050
92745705006	**HAM-H+0.35**	EPA 3005A	873940	EPA 6020B	874050
92745705007	**HAM-H+0.75**	EPA 3005A	873940	EPA 6020B	874050
92745705003	**HAM-AP2-Up**	SM 2540C-2015	873885		
92745705004	**HAM-AP2-Mid**	SM 2540C-2015	873885		
92745705005	**HAM-AP2-Down**	SM 2540C-2015	873885		
92745705006	**HAM-H+0.35**	SM 2540C-2015	873885		
92745705007	**HAM-H+0.75**	SM 2540C-2015	873885		
92745705003	**HAM-AP2-Up**	SM 2320B-2011	874216		
92745705004	**HAM-AP2-Mid**	SM 2320B-2011	874216		
92745705005	**HAM-AP2-Down**	SM 2320B-2011	874216		
92745705006	**HAM-H+0.35**	SM 2320B-2011	874216		
92745705007	**HAM-H+0.75**	SM 2320B-2011	874216		
92745705003	**HAM-AP2-Up**	EPA 9056A	874147		
92745705004	**HAM-AP2-Mid**	EPA 9056A	874147		
92745705005	**HAM-AP2-Down**	EPA 9056A	874147		
92745705006	**HAM-H+0.35**	EPA 9056A	874147		
92745705007	**HAM-H+0.75**	EPA 9056A	874147		

This report shall not be reproduced, except in full,
without the written consent of Pace Analytical Services, LLC.

Pace® Location Requested (City/State):
Pace Analytical Peachtree Corners
110 Technology Pkwy, Peachtree Corners, GA 30092

CHAIN-OF-CUSTODY Analytical Request Document

Chain-of-Custody is a LEGAL DOCUMENT - Complete all relevant fields

WO# : 92745732

92745732

Company Name:	ARCADIS - Atlanta	Contact/Report To:	Kelley Sharpe
Street Address:	2839 Paces Ferry Rd, Atlanta, GA 30339	Phone #:	(770)547-2978
		E-Mail:	kelley.sharpe@arcadis.com
		Cc E-Mail:	Arcadis-Atl + GA Power Distribution List
Customer Project #:			
Project Name:	Plant Hammond-CCR Ash Pond	Invoice To:	Accounts Payable
		Invoice E-Mail:	georgiapowerinvoices@southernco.com
Site Collection Info/Facility ID (as applicable):	Plant Hammond SWS	Purchase Order # (if applicable):	GPC82474-0001
		Quote #:	
Time Zone Collected: [ ] AK [ ] PT [ ] MT [ ] CT [ ] ET		County / State origin of sample(s):	Georgia

Data Deliverables: [ ] Level II [ ] Level III [ ] Level IV [ ] EQUIS [ ] Other

Regulatory Program (DW, RCRA, etc.) as applicable: Reportable [ ] Yes [ ] No

Rush (Pre-approval required): [ ] Same Day [ ] 1 Day [ ] 2 Day [ ] 3 Day [ ] Other _____

DW PWSID # or WW Permit # as applicable:

Date Results Requested: 5 Day TAT

Field Filtered (if applicable): [ ] Yes [ ] No

Analysis:

* Matrix Codes (insert in Matrix box below): Drinking Water (DW), Ground Water (GW), Waste Water (WW), Product (P), Soil/Solid (SS), Oil (OL), Wipe (WP), Tissue (TS), Bioassay (B), Vapor (V), Surface Water (SW),Sediment (SED), Sludge (SL), Caulk (CK), Leachate (LL), Blosolid (BS), Other (OT)

Specify Container Size **

Identify Container Preservative Type***

Analysis Requested

**Container Size: (1) 1L, (2) 500mL, (3) 250mL, (4) 125mL, (5) 100mL, (6) 40mL vial, (7) EnCore, (8) TerraCore, (9) 90mL, (10) Other

*** Preservative Types: (1) None, (2) HNO3, (3) H2SO4, (4) HCl, (5) NaOH, (6) Zn Acetate, (7) NaHSO4, (8) Sod. Thiosulfate, (9) Ascorbic Acid, (10) MeOH, (11) Other

Lab Use Only: Proj. Mgr: Maiya Parks; AcctNum / Client ID:; Table #:; Profile / Template: 12590; Prelog / Bottle Ord. ID: EZ 3142926

Customer Sample ID	Matrix *	Comp / Grab	Composite Start Date	Composite Start Time	Collected or Composite End Date	Collected or Composite End Time	# Cont.	Res. Chlorine Results	Res. Chlorine Units	App. IV Metals - Co only	App. III Metals - B, Ca	Metals - K, Mg, Na	Alkalinity (Total/BiCarb)	Cl, F, SO4	TDS	Sample Comment	Preservation non-conformance identified for sample
HAM-AP2 Up	WS	G	8/5/24	1303			3			X	X	X	X	X	X		
HAM-AP2 Mid	WS	G	8/5/24	1244			3			X	X	X	X	X	X		
HAM-AP2 Down	WS	G	8/5/24	1125			3			X	X	X	X	X	X		
HAM+H+0.35	WS	G	8/5/24	1132			3			X	X	X	X	X	X		
HAM+H+0.75	WS	G	8/5/24	1118			3			X	X	X	X	X	X		

Additional Instructions from Pace®:
HAM-CSURF-ASSMT-202452 0805

Collected By: (Printed Name) Garrett G
Signature:

Customer Remarks / Special Conditions / Possible Hazards:

# Coolers:	Thermometer ID:	Correction Factor (°C):	Obs. Temp. (°C)	Corrected Temp. (°C)	On Ice:
1					

Relinquished by/Company: (Signature)	Date/Time:	Received by/Company: (Signature)	Date/Time:	Tracking Number:
Arcadis	8/6/24 / 0939		8/6/24 939	
Relinquished by/Company: (Signature)	Date/Time:	Received by/Company: (Signature)	Date/Time:	Delivered by: [X] In-Person [ ] Courier
Relinquished by/Company: (Signature)	Date/Time:	Received by/Company: (Signature)	Date/Time:	[ ] FedEX [ ] UPS [ ] Other
Relinquished by/Company: (Signature)	Date/Time:	Received by/Company: (Signature)	Date/Time:	Page: 1 of 1

Submitting a sample via this chain of custody constitutes acknowledgment and acceptance of the Pace® Terms and Conditions found at https://www.pacelabs.com/resource-library/resource/pace-terms-and-conditions/

Pace ANALYTICAL SERVICES

DC#_Title: ENV-FRM-HUNT-0005 v05_Sample Condition Upon Receipt

Effective Date: 05/24/2024

Laboratory receiving samples:
Asheville ☐ Eden ☐ Greenwood ☐ Huntersville ☐ Raleigh ☐ Mechanicsville ☐

WO#: 92745732
PM: MP Due Date: 08/13/24
CLIENT: GA-ArcadAtl

Sample Condition Upon Receipt

Client Name: Arcadis - Atlanta

Project #:

Courier: ☐ Commercial ☐ Fed Ex ☐ UPS ☐ USPS ☐ Client ☐ Pace ☐ Other:____

Custody Seal Present? ☑ Yes ☐ No Seals Intact? ☑ Yes ☐ No ☐ N/A

Date/Initials Person Examining Contents: 8/6/24

Packing Material: ☑ Bubble Wrap ☐ Bubble Bags ☐ None ☐ Other

Biological Tissue Frozen? ☐ Yes ☐ No ☐ N/A

Thermometer: ☐ IR Gun ID: 214

Type of Ice: ☑ Wet ☐ Blue ☐ None

Cooler Temp: 5.6 Correction Factor: Add/Subtract (°C) 0

Temp should be above freezing to 6°C
☐ Samples out of temp criteria. Samples on ice, cooling process has begun

Cooler Temp Corrected (°C): 5.6

USDA Regulated Soil (☐ N/A, water sample)
Did samples originate in a quarantine zone within the United States: CA, NY, or SC (check maps)? ☐ Yes ☐ No

Did samples originate from a foreign source (internationally, including Hawaii and Puerto Rico)? ☐ Yes ☐ No

				Comments/Discrepancy:
Chain of Custody Present?	☑ Yes	☐ No	☐ N/A	1.
Samples Arrived within Hold Time?	☑ Yes	☐ No	☐ N/A	2.
Short Hold Time Analysis (<72 hr.)?	☑ Yes	☐ No	☐ N/A	3.
Rush Turn Around Time Requested?	☑ Yes	☐ No	☐ N/A	4. 5 DAY TAT
Sufficient Volume?	☑ Yes	☐ No	☐ N/A	5.
Correct Containers Used?	☑ Yes	☐ No	☐ N/A	6.
-Pace Containers Used?	☑ Yes	☐ No	☐ N/A	
Containers Intact?	☑ Yes	☐ No	☐ N/A	7.
Dissolved analysis: Samples Field Filtered?	☐ Yes	☑ No	☐ N/A	8.
Sample Labels Match COC? -Includes Date/Time/ID/Analysis Matrix: WS	☑ Yes	☐ No	☐ N/A	9.
Headspace in VOA Vials (>5-6mm)?	☐ Yes	☐ No	☑ N/A	10.
Trip Blank Present?	☐ Yes	☐ No	☑ N/A	11.
Trip Blank Custody Seals Present?	☐ Yes	☐ No	☑ N/A	

Field Data Required? ☐ Yes ☐ No

COMMENTS/SAMPLE DISCREPANCY

Lot ID of split containers:

CLIENT NOTIFICATION/RESOLUTION

Person contacted: Date/Time:

Project Manager SCURF Review: Date:

Project Manager SRF Review: Date:

Pace ANALYTICAL SERVICES

DC#_Title: ENV-FRM-HUN1-0083 v05_Sample Condition Upon Receipt

Effective Date: 05/24/2024

WO#: 92745732

PM: MP Due Date: 08/13/24

CLIENT: GA-ArcadAtl

*Check mark top half of box if pH and/or dechlorination is verified and within the acceptance range for preservation samples.

Exceptions: VOA, Coliform, TOC, Oil and Grease, DRO/8015 (water) DOC, LLHg

**Bottom half of box is to list number of bottles

***Check all unpreserved Nitrates for chlorine

Project #

Laboratory Receiving Location: Asheville ☐ Eden ☐ Greenwood ☐ Huntersville ☐ Raleigh ☐ Mechanicsville ☐ Atlanta ☑ Kernersville ☐

Client Arcadis - Atlanta Profile/EZ (Circle one) 3142926 Notes

Item#	BP4U-125 mL Plastic Unpreserved (N/A) (Cl-)	BP3U-250 mL Plastic Unpreserved (N/A)	BP2U-500 mL Plastic Unpreserved (N/A)	BP1U-1 liter Plastic Unpreserved (N/A)		BP4S-125 mL Plastic H2SO4 (pH < 2) (Cl-)	BP3N-250 mL plastic HNO3 (pH < 2)	BP4Z-125 mL Plastic ZN Acetate & NaOH (>9)	BP4B-125 mL Plastic NaOH (pH > 12) (Cl-)	WGFU-Wide-mouthed Glass jar Unpreserved	AG1U-1 liter Amber Unpreserved (N/A) (Cl-)	AG1H-1 liter Amber HCl (pH < 2)	AG3U-250 mL Amber Unpreserved (N/A) (Cl-)	AG1S-1 liter Amber H2SO4 (pH < 2)	AG3S-250 mL Amber H2SO4 (pH < 2)	DG94-40 mL Amber NH4Cl (N/A)(Cl-)	DG9H-40 mL VOA HCl (N/A)	VG9T-40 mL VOA Na2S2O3 (N/A)	VG9U-40 mL VOA Unpreserved (N/A)	DG9V-40 mL VOA H3PO4 (N/A)	KP7U-50 mL Plastic Unpreserved (N/A)	V/GK (3 vials per kit)-VPH/Gas kit (N/A)	SP5T-125 mL Sterile Plastic (N/A – lab)	SP2T-250 mL Sterile Plastic (N/A – lab)		BP3R-250 mL Plastic (NH2)2SO4 (9.3-9.7)	AG0U-100 mL Amber Unpreserved (N/A) (Cl-)	VSGU-20 mL Scintillation vials (N/A)	DG9U-40 mL Amber Unpreserved vials (N/A)
CC			GA/15				GA																						
1			2				1 ✓	MP																					
2			2				1 ✓	MP																					
3			2				1 ✓																						
4			2				1 ✓																						
5			2				1 ✓																						
6			2				1 ✓																						
7			2				1 ✓																						
8			2				1 ✓	MP																					
9																													
10																													
11																													
12																													

pH Adjustment Log for Preserved Samples

Sample ID	Type of Preservative	pH upon receipt	Date preservation adjusted	Time preservation adjusted	Amount of Preservative added	Lot #

Note: Whenever there is a discrepancy affecting North Carolina compliance samples, a copy of this form will be sent to the North Carolina DENR Certification Office (i.e. Out of hold, incorrect preservative, out of temp, incorrect containers.

VALIDATION REPORTS

February 2024

Geosyntec consultants

180A Market Place Boulevard
Knoxville, TN 37922
PH 865.330.0037
www.geosyntec.com

Memorandum

Date:	24 May 2024
To:	Caroline Nelson
	Christine Hug
From:	Ashley Wilson
CC:	Kristoffer Henderson
Subject:	**Stage 2A Data Validation - Level II Data Deliverables – Pace Analytical Project Services, Project Numbers: 92713556 Revision 1 and 92713565 Revision 2**

SITE: Plant Hammond AP-2

INTRODUCTION

This report summarizes the findings of the Stage 2A data validation of twenty-two aqueous samples, three field duplicates, three field blanks and three equipment blanks, collected 13 and 16-19 February 2024, as part of the Plant Hammond sampling event.

The samples were analyzed at Pace Analytical Services – Peachtree Corners, Peachtree Corners, Georgia, for the following analytical tests:

- Metals by United States (US) Environmental Protection Agency (EPA) Methods 3005A/6020B
- Metals by US EPA Method 3010A/6010D
- Mercury by US EPA Method 7470A
- Total Dissolved Solids (TDS) by Standard Method (SM) 2540C-2015

The samples were analyzed at Pace Analytical Services - Asheville, Asheville, North Carolina, for the following analytical tests:

- Anions (chloride, fluoride and sulfate) by US EPA Method 300.0 Rev 2.1 1993
- Alkalinity as CaCO3 (total, bicarbonate and carbonate) by SM 2320B-2011
- Sulfide by SM 4500-S2D-2011

EXECUTIVE SUMMARY

Overall, based on this Stage 2A data validation covering the quality control (QC) parameters listed below and based on the information provided, the data as qualified are usable for

supporting project objectives. The qualified data should be used within the limitations of the qualifications. If there are results with two or more different qualifications due to multiple QC failures, the final qualification is reconciled in the electronic data deliverable (EDD) with qualifications.

The data were reviewed based on the pertinent methods referenced in the laboratory reports, professional and technical judgment, and the following documents:

- US EPA Region IV Data Validation Standard Operating Procedures (US EPA Region IV, September 2011);
- USEPA National Functional Guidelines for Inorganic Superfund Methods Data Review, November 2020 (EPA 542-R-20-006); and
- American National Standard, Verification and Validation of Radiological Data for use in Waste Management and Environmental Remediation, February 15, 2012 (ANSI/ANS- 41.5-2012).

The following samples were analyzed and reported in the laboratory report:

Laboratory IDs	Client IDs
92713556001	HAM-HGWA-1
92713556002	HAM-HGWA-2
92713556003	HAM-HGWA-3
92713556004	HAM-HGWA-43D
92713556005	HAM-HGWA-44D
92713556006	HAM-UGRD-FD-01
92713556007	HAM-UGRD-EB-01
92713556008	HAM-UGRD-FB-01
92713565001	HAM-HGWA-4
92713565002	HAM-HGWA-5
92713565003	HAM-HGWA-6
92713565004	HAM-HGWA-42D
92713565005	HAM-HGWC-14
92713565006	HAM-HGWC-15
92713565007	HAM-HGWC-17
92713565008	HAM-HGWC-16

Laboratory IDs	Client IDs
92713565009	HAM-HGWC-18
92713565010	HAM-MW-21D
92713565011	HAM-MW-22
92713565012	HAM-MW-23D
92713565013	HAM-MW-33
92713565014	HAM-MW-34D
92713565015	HAM-MW-37D
92713565016	HAM-AP2-EB-01
92713565017	HAM-AP2-FB-01
92713565018	HAM-AP2-FD-01
92713565019	HAM-AP2-FD-02
92713565020	HAM-MW-35
92713565021	HAM-MW-51
92713565022	HAM-AP2-EB-02
92713565023	HAM-AP2-FB-02

The chain of custody (COC) indicates the samples were received between 0-6 ºC. No preservation issues were noted by the laboratory.

Radium 226/228 was requested on the COC. However, this data was reported separately.

Laboratory report 92713556 was revised on May 8, 2024, to update the reporting limit (RL) for arsenic. The revised report was identified as 92713556 Revision 1.

Laboratory report 92713565 was revised on May 7, 2024, to update the RL for arsenic and previously revised to update sample ID HAM-MW-23 to HAM-MW-23D on April 18, 2024. The revised report was identified as 92713565 Revision 2.

1.0 METALS

The samples were analyzed for metals by US EPA methods 3005A/6020B and 3010A/6010D.

The areas of data review are listed below. A leading check mark (✓) indicates an area of review in which the data were acceptable. A preceding crossed circle (⊗) signifies areas where issues were raised during the course of the validation review and should be considered to determine any impact on data quality and usability.

⊗ Overall Assessment
✓ Holding Time
✓ Method Blank
✓ Matrix Spike/Matrix Spike Duplicate
✓ Laboratory Control Sample
⊗ Equipment Blank
⊗ Field Blank
⊗ Field Duplicate
✓ Sensitivity
✓ Electronic Data Deliverable Review

1.1 Overall Assessment

The metals data reported in this data package are considered usable for supporting project objectives. The results are considered valid; the analytical completeness defined as the ratio of the number of valid analytical results (valid analytical results include values qualified as estimated) to the total number of analytical results requested on samples submitted for this analysis, for this dataset is 100%.

1.1.1 Analysis Anomaly

The laboratory flagged the boron concentration in sample HAM-MW-37D with “BC” due to a detection in an associated blank at a concentration above 1/2 the RL but below the laboratory RL. Therefore, the concentration of boron in sample HAM-MW-37D was J+ qualified as estimated.

Sample ID	Compound	Laboratory Result (mg/L)	Laboratory Flag	Validation Result (mg/L)	Validation Qualifier*	Reason Code**
HAM-MW-37D	Boron	0.12	BC	0.12	J+	BC

mg/L- milligram per liter
BC- detection in an associated blank at a concentration above 1/2 the RL but below the laboratory RL
* Validation qualifiers are defined in Attachment 1 at the end of this report
**Reason codes are defined in Attachment 2 at the end of this report

1.2 Holding Time

The holding time for the metals analysis of a water sample is 180 days from sample collection to analysis. The holding times were met for the sample analyses.

1.3 Method Blank

Method blanks were analyzed at the proper frequency for the number and types of samples analyzed (one per batch of 20 samples). The metals were not detected in the method blanks at or above the method detection limits (MDLs).

1.4 Matrix Spike/Matrix Spike Duplicate (MS/MSD)

MS/MSDs were analyzed at the proper frequency for the number and types of samples analyzed (one per batch of 20 samples). Sample set specific MS/MSD pairs were reported for metals by US EPA methods 6020B and 6010D, using samples HAM-HGWA-1, HAM-HGWA-44D, HAM-MW-23, HAM-MW-22 and HAM-MW-35. The recovery and relative percent difference (RPD) results were within the laboratory specified acceptance criteria, with the following exceptions.

One or both recoveries of calcium, magnesium and sodium in the MS/MSD pair using sample HAM-HGWA-1 were low and outside of laboratory specified acceptance criteria. Since the calcium, magnesium and sodium concentrations in sample HAM-HGWA-1 were greater than four times the spiked concentrations, no qualifications were applied to the data based on the MS/MSD recovery results.

The recoveries of calcium, magnesium and sodium in the MS/MSD pair using sample HAM-MW-23 were high or low and outside of laboratory specified acceptance criteria. Since the calcium, magnesium and sodium concentrations in sample HAM-MW-23 were greater than four times the spiked concentrations, no qualifications were applied to the data based on the MS/MSD recovery results.

The recoveries of boron in the MS/MSD pair using sample HAM-MW-35 were low and outside of laboratory specified acceptance criteria. Since the boron concentration in sample HAM-MW-

35 were greater than four times the spiked concentrations, no qualifications were applied to the data based on the MS/MSD recovery results.

Batch MS/MSDs were also reported for both methods. Since these were batch QC, the results do not affect the samples in this data set and qualifications were not applied to the data.

1.5 Laboratory Control Sample (LCS)

LCSs were analyzed at the proper frequency for the number and types of samples analyzed (one per batch of 20 samples). LCSs were reported with each batch. The recovery results were within the laboratory specified acceptance criteria.

1.6 Equipment Blank

Three equipment blanks were collected with the sample set, HAM-UGRD-EB-01, HAM-AP2-EB-01 and HAM-AP2-EB-02. Metals were not detected in the equipment blanks at or above the MDLs, with the following exception.

Molybdenum (0.0016 mg/L) was detected at an estimated concentration greater than the MDL and less than the RL in HAM-AP2-EB-01. Since molybdenum was previously qualified due to field blank contamination, no further qualifications were applied to the data.

Boron (0.015 mg/L) was detected at an estimated concentration greater than the MDL and less than the RL in HAM-AP2-EB-01. Therefore, the estimated concentrations of boron in samples HAM-HGWA-4 and HAM-HGWA-6 were U qualified as not detected above the RL, and the concentrations in samples HAM-HGWA-42D and HAM-MW-37D were J+ qualified as estimated with a high bias.

Calcium (15.3 mg/L) was detected at a concentration greater than the RL in HAM-AP2-EB-02. Therefore, the concentrations of calcium in samples HAM-HGWA-4, HAM-HGWA-42D, HAM-HGWA-5, HAM-HGWA-6, HAM-MW-21D and HAM-MW-37D were J+ qualified as estimated with a high bias.

Sample ID	Compound	Laboratory Result (mg/L)	Laboratory Flag	Validation Result (mg/L)	Validation Qualifier	Reason Code
HAM-HGWA-4	Boron	0.023	J	0.04	U	BEL
HAM-HGWA-42D	Boron	0.045	NA	0.045	J+	BEL
HAM-HGWA-6	Boron	0.015	J	0.04	U	BEL
HAM-MW-37D	Boron	0.12	BC	0.12	J+	BEL
HAM-HGWA-4	Calcium	31.1	NA	31.1	J+	BEL
HAM-HGWA-42D	Calcium	47.7	NA	47.7	J+	BEL
HAM-HGWA-5	Calcium	20.6	NA	20.6	J+	BEL

Sample ID	Compound	Laboratory Result (mg/L)	Laboratory Flag	Validation Result (mg/L)	Validation Qualifier	Reason Code
HAM-HGWA-6	Calcium	55.4	NA	55.4	J+	BEL
HAM-MW-21D	Calcium	104	NA	104	J+	BEL
HAM-MW-37D	Calcium	52.7	NA	52.7	J+	BEL

mg/L- milligram per liter
BC-The same analyte was detected in an associated blank at a concentration above 1/2 the RL but below the laboratory RL.
J-estimated concentration greater than the MDL and less than the RL
NA-not applicable
* Validation qualifiers are defined in Attachment 1 at the end of this report
**Reason codes are defined in Attachment 2 at the end of this report

1.7 Field Blank

Three field blanks were collected with the sample set, HAM-UGRD-FB-01, HAM-AP2-FB-01 and HAM-AP2-FB-02. Metals were not detected in the field blanks above the MDLs, with the following exception.

Molybdenum (0.0016 mg/L) was detected at an estimated concentration greater than the MDL and less than the RL in HAM-AP2-FB-01. Therefore, the estimated concentrations of molybdenum on samples HAM-AP2-EB-01, HAM-HGWA-42D, HAM-MW-23 and HAM-MW-37D were U qualified as not detected above the RL.

Sample ID	Compound	Laboratory Result (mg/L)	Laboratory Flag	Validation Result (mg/L)	Validation Qualifier	Reason Code
HAM-AP2-EB-01	Molybdenum	0.0016	J	0.010	U	BFL
HAM-HGWA-42D	Molybdenum	0.0021	J	0.010	U	BFL
HAM-MW-23	Molybdenum	0.0047	J	0.010	U	BFL
HAM-MW-37D	Molybdenum	0.0016	J	0.010	U	BFL

mg/L- milligram per liter
J-estimated concentration greater than the MDL and less than the RL

1.8 Field Duplicate

Three field duplicate samples were collected with the sample set, HAM-UGRD-FD-01, HAM-AP2-FD-01 and HAM-AP2-FD-02. Acceptable precision (RPD < 30%) was demonstrated between the field duplicate and the original samples, HAM-HGWA-44D, HAM-HGWC-16 and HAM-MW-33, respectively, with the following exception.

The iron RPD for field duplicate pair HAM-AP2-FD-02/HAM-MW-33 was greater than 30%. Therefore, the concentrations of iron in this field duplicate pair were J qualified as estimated.

Sample	Analyte	Laboratory Result (mg/L)	Laboratory Flag	RPD	Validation Result (mg/L)	Validation Qualifier	Reason Code
HAM-AP2-FD-02	Iron	0.085	NA	38	0.085	J	RPDF1
HAM-MW-33	Iron	0.058	NA		0.058	J	RPDF1

mg/L-milligram per liter
NA-not applicable

1.9 Sensitivity

The samples were reported to the MDLs. Elevated non-detect results were reported due to dilutions analyzed.

1.10 Electronic Data Deliverable Review

The results and sample IDs in the EDD were reviewed against the information provided by the associated level II report at a minimum of 20% as part of the data validation process. No discrepancies were identified between the level II report and the EDD.

2.0 MERCURY

The samples were analyzed for mercury by US EPA method 7470A.

The areas of data review are listed below. A leading check mark (✓) indicates an area of review in which the data were acceptable. A preceding crossed circle (⊗) signifies areas where issues were raised during the course of the validation review and should be considered to determine any impact on data quality and usability.

- ✓ Overall Assessment
- ✓ Holding Time
- ✓ Method Blank
- ✓ Matrix Spike/Matrix Spike Duplicate
- ✓ Laboratory Control Sample
- ✓ Equipment Blank
- ✓ Field Blank
- ✓ Field Duplicate
- ✓ Sensitivity
- ✓ Electronic Data Deliverable Review

2.1 Overall Assessment

The mercury data reported in this data package are considered usable for meeting project objectives. The results are considered valid; the analytical completeness defined as the ratio of the number of valid analytical results (valid analytical results include values qualified as estimated) to

the total number of analytical results requested on samples submitted for this analysis, for this dataset is 100%.

2.2 Holding Time

The holding time for the mercury analysis of a water sample is 28 days from sample collection to analysis. The holding times were met for the sample analyses.

2.3 Method Blank

Method blanks were analyzed at the proper frequency for the number and types of samples analyzed (one per batch of 20 samples). Mercury was not detected in the method blank at or above the MDL.

2.4 Matrix Spike/Matrix Spike Duplicate

MS/MSDs were analyzed at the proper frequency for the number and types of samples analyzed (one per batch of 20 samples).

One sample set specific MS/MSD pair was reported, using sample HAM-HGWA-2. The recovery and RPD results were within laboratory specified acceptance criteria.

Batch MS/MSDs were also reported for mercury. Since these were batch QC, the results do not affect the samples in this data set and qualifications were not applied to the data.

2.5 Laboratory Control Sample

LCSs were analyzed at the proper frequency for the number and types of samples analyzed (one per batch of 20 samples). The recovery results were within the laboratory specified acceptance criteria.

2.6 Equipment Blank

Three equipment blanks were collected with the sample set, HAM-UGRD-EB-01, HAM-AP2-EB-01 and HAM-AP2-EB-02. Mercury was not detected in the equipment blanks at or above the MDLs.

2.7 Field Blank

Three field blanks were collected with the sample set, HAM-UGRD-FB-01, HAM-AP2-FB-01 and HAM-AP2-FB-02. Mercury not detected in the field blanks above the MDLs.

2.8 Field Duplicate

Three field duplicate samples were collected with the sample set, HAM-UGRD-FD-01, HAM-AP2-FD-01 and HAM-AP2-FD-02. Acceptable precision (RPD < 30%) was demonstrated between the field duplicate and the original samples, HAM-HGWA-44D, HAM-HGWC-16 and HAM-MW-33, respectively.

2.9 Sensitivity

The samples were reported to the MDL. Elevated non-detect results were not reported.

2.10 Electronic Data Deliverable Review

The results and sample IDs in the EDD were reviewed against the information provided by the associated level II report at a minimum of 20% as part of the data validation process. No discrepancies were identified between the level II report and the EDD.

3.0 WET CHEMISTRY

The samples were analyzed for chloride, fluoride and sulfate by US EPA method 300.0 Rev 2.1 1993, TDS by SM 2540C-2015, alkalinity as CaCO3 (total, bicarbonate and carbonate) by SM 2320B-2011 and sulfide by SM 4500-S2D-2011.

The areas of data review are listed below. A leading check mark (✓) indicates an area of review in which the data were acceptable. A preceding crossed circle (⊗) signifies areas where issues were raised during the course of the validation review and should be considered to determine any impact on data quality and usability.

✓ Overall Assessment
✓ Holding Times
✓ Method Blank
⊗ Matrix Spike/Matrix Spike Duplicate
✓ Laboratory Control Sample
⊗ Laboratory Duplicate
✓ Equipment Blank
⊗ Field Blank
⊗ Field Duplicate
✓ Sensitivity
✓ Electronic Data Deliverable Review

3.1 Overall Assessment

3.1.1 Completeness

The wet chemistry data reported in this data package are considered usable for supporting project objectives. The results are considered valid; the analytical completeness defined as the ratio of the number of valid analytical results (valid analytical results include values qualified as estimated) to the total number of analytical results requested on samples submitted for these analyses, for this dataset is 100%.

3.1.2 Analysis Anomaly

The laboratory noted that sample residue exceeded the recommended 200 mg for TDS method 2540C. Therefore, the concentrations of TDS in samples HAM-MW-33, HAM-MW-34D, HAM-MW-35 and HAM-MW-51 were J qualified as estimated.

Sample ID	Compound	Laboratory Result (mg/L)	Laboratory Flag	Validation Result (mg/L)	Validation Qualifier	Reason Code
HAM-MW-33	Total Dissolved Solids	2160	1g	2160	J	OT1
HAM-MW-34D	Total Dissolved Solids	2010	1g	2010	J	OT1
HAM-MW-35	Total Dissolved Solids	2120	1g	2120	J	OT1
HAM-MW-51	Total Dissolved Solids	2040	1g	2040	J	OT1

mg/L- milligram per liter
1g- Sample residue exceeded method SM 2540C recommended 200 mg

3.2 Holding Times

The holding times for water samples are listed below. The holding times were met for the sample analyses.

Analysis	Holding Time
Anions (fluoride, chloride and sulfate)	28 days from collection to analysis
TDS	7 days from collection to analysis
Alkalinity	14 days from collection to analysis
Sulfide	28 days from collection to analysis

3.3 Method Blank

Method blanks were analyzed at the proper frequency for the number and types of samples analyzed (one per batch of 20 samples). The wet chemistry parameters were not detected in the method blanks above the MDLs.

3.4 Matrix Spike/Matrix Spike Duplicate

MS/MSDs were analyzed at the proper frequency for the number and types of samples analyzed (one per batch of 20 samples). Two sample set specific MS/MSD pairs were reported for chloride, fluoride and sulfate using samples HAM-HGWA-1, HAM-HGWA-5, HAM-MW-21D and HAM-MW-35. Two sample set specific MS/MSD pairs were reported for sulfide using samples HAM-HGWA-1, HAM-HGWA-42D, HAM-HGWC-17, HAM-MW-23D and HAM-MW-35. Five sample set specific MS/MSD pairs were reported for alkalinity using samples HAM-MW-33, HAM-MW-34D, HAM-MW-37D, HAM-MW-35 and HAM-MW-51. The recovery and RPD results were within the laboratory specified acceptance criteria, with the following exceptions.

The RPD of sulfide in the MS/MSD pair using sample HAM-HGWA-1 was high and outside of laboratory specified acceptance criteria. Since sulfide was not detected in sample HAM-HGWA-1, no qualifications were applied to the data.

The recoveries of fluoride and sulfate in the MS/MSD pair using sample HAM-HGWA-1 were high and low, respectively, and outside of laboratory specified acceptance criteria. Therefore, the estimated concentration of fluoride in sample HAM-HGWA-1 was J qualified as estimated and the sulfate concentration was J- qualified as estimated with low bias.

The recoveries of chloride and sulfate in the MS/MSD pair using sample HAM-MW-35 were low and outside of laboratory specified acceptance criteria. Therefore, the concentration of chloride in sample HAM-MW-35 was J- qualified as estimated with a low bias. Since sulfate concentration in sample HAM-MW-35 was greater than four times the spiked concentration, no qualifications were applied to the sulfate data.

The recoveries of fluoride in the MS/MSD pair using sample HAM-HGWA-5 were high and outside of laboratory specified acceptance criteria. Therefore, the estimated concentration of fluoride in sample HAM-HGWA-5 was J qualified as estimated.

Batch MS/MSD pairs were also reported. Since these were batch QC, the results do not affect the samples in this data set and qualifications were not applied to the data.

Sample ID	Compound	Laboratory Result (mg/L)	Laboratory Flag	Validation Result (mg/L)	Validation Qualifier	Reason Code
HAM-HGWA-1	Fluoride	0.071	J	0.071	J	MS1
HAM-HGWA-1	Sulfate	50.4	M1	50.4	J-	MS1
HAM-MW-1	Sulfate	50.4	M1	50.4	J	MS1
HAM-MW-35	Chloride	150	M1	150	J-	MS1
HAM-HGWA-5	Fluoride	0.059	J,M1	0.059	J	MS1

mg/L- milligram per liter
J-the result is less than RL but greater than the MDL and the concentration is an approximate value
M1-Matrix spike recovery exceeded QC limits

3.5 Laboratory Control Sample

LCSs were analyzed at the proper frequency for the number and types of samples analyzed (one per batch of 20 samples). LCSs were reported for each analysis and batch. The recovery results were within the laboratory specified acceptance criteria.

3.6 Laboratory Duplicate

Four laboratory duplicates were reported for TDS using samples HAM-HGWA-1, HAM-MW-34D and HAM-HGWA-6. The RPD results were within the laboratory specified acceptance criteria.

Batch laboratory duplicates were also reported for TDS. Since these were batch QC, the results do not affect the samples in this data set and qualifications were not applied to the data.

3.7 Equipment Blank

Three equipment blanks were collected with the sample set, HAM-UGRD-EB-01, HAM-AP2-EB-01 and HAM-AP2-EB-02. The wet chemistry parameters were not detected in the equipment blank at or above the MDLs, with the following exceptions.

TDS (64.0 mg/L) was detected in HAM-AP2-EB-01 at a concentration greater than the RL. Since TDS was previously qualified due to field blank contamination, no additional qualifications were applied to the data.

3.8 Field Blank

Three field blanks were collected with the sample set, HAM-UGRD-FB-01, HAM-AP1-FB-01 and HAM-AP1-FB-02. The wet chemistry parameters were not detected in the field blank at or above the MDLs, with the following exception.

TDS (387 and 32.0 mg/L) was detected in HAM-AP2-FB-01 and HAM-AP2-FB-02, respectively, at concentrations greater than the RL. Therefore, the concentrations of TDS in samples HAM-AP2-FD-01, HAM-AP2-FD-02, HAM-HGWC-15, HAM-HGWC-16, HAM-HGWC-17, HAM-HGWC-18, HAM-MW-21D, HAM-MW-22 and HAM-MW-23 were J+ qualified as estimated with a high bias. The concentrations in samples HAM-AP2-EB-01, HAM-HGWA-4, HAM-HGWA-42D, HAM-HGWA-5, HAM-HGWA-6 and HAM-MW-37D were U qualified as not detected above the equipment blank concentration.

Sample ID	Compound	Laboratory Result (mg/L)	Laboratory Flag	Validation Result (mg/L)	Validation Qualifier	Reason Code
HAM-AP2-EB-01	Total Dissolved Solids	64.0	NA	64.0	U	BFH
HAM-AP2-FD-01	Total Dissolved Solids	818	NA	818	J+	BFH
HAM-AP2-FD-02	Total Dissolved Solids	1430	NA	1430	J+	BFH
HAM-HGWA-4	Total Dissolved Solids	176	NA	176	U	BFH
HAM-HGWA-42D	Total Dissolved Solids	212	NA	212	U	BFH
HAM-HGWA-5	Total Dissolved Solids	155	NA	155	U	BFH
HAM-HGWA-6	Total Dissolved Solids	240	NA	240	U	BFH
HAM-HGWC-14	Total Dissolved Solids	1720	NA	1720	J+	BFH
HAM-HGWC-15	Total Dissolved Solids	830	NA	830	J+	BFH
HAM-HGWC-16	Total Dissolved Solids	755	NA	755	J+	BFH
HAM-HGWC-17	Total Dissolved Solids	815	NA	815	J+	BFH
HAM-HGWC-18	Total Dissolved Solids	1360	NA	1360	J+	BFH
HAM-MW-21D	Total Dissolved Solids	477	NA	477	J+	BFH
HAM-MW-22	Total Dissolved Solids	994	NA	994	J+	BFH
HAM-MW-23	Total Dissolved Solids	1260	NA	1260	J+	BFH
HAM-MW-33	Total Dissolved Solids	2160	NA	2160	J+	BFH
HAM-MW-34D	Total Dissolved Solids	2010	NA	2010	J+	BFH
HAM-MW-35	Total Dissolved Solids	2120	NA	2120	J+	BFH
HAM-MW-51	Total Dissolved Solids	2040	NA	2040	J+	BFH
HAM-MW-37D	Total Dissolved Solids	269	NA	269	U	BFH

mg/L- milligram per liter
NA-not applicable

3.9 Field Duplicate

Three field duplicate samples were collected with the sample set, HAM-UGRD-FD-01, HAM-AP2-FD-01 and HAM-AP2-FD-02. Acceptable precision (RPD < 30%) was demonstrated between the field duplicate and the original samples, HAM-HGWA-44D, HAM-HGWC-16 and HAM-MW-33, respectively, with the following exception.

The TDS RPD for field duplicate pair HAM-AP2-FD-02/HAM-MW-33 was greater than 30%. Therefore, the concentrations of TDS in this field duplicate pair were J qualified as estimated.

Sample	Analyte	Laboratory Result (mg/L)	Laboratory Flag	RPD	Validation Result (mg/L)	Validation Qualifier	Reason Code
HAM-AP2-FD-02	Total Dissolved Solids	1430	NA	41	1430	J	RPDF1
HAM-MW-33	Total Dissolved Solids	2160	NA		2130	J	RPDF1

mg/L-milligram per liter
NA-not applicable

3.10 Sensitivity

The samples were reported to the MDLs. Elevated non-detect results were reported due to dilutions analyzed.

3.11 Electronic Data Deliverable Review

The results and sample IDs in the EDD were reviewed against the information provided by the associated level II report at a minimum of 20% as part of the data validation process. No discrepancies were identified between the level II report and the EDD.

---

* * * * *

ATTACHMENT 1
DATA VALIDATION QUALIFIER DEFINITIONS AND INTERPRETATION KEY
Assigned by Geosyntec's Data Validation Team

DATA QUALIFIER DEFINITIONS

U The analyte was analyzed for but was not detected at or above the reported sample quantitation limit. Upon application of the U qualifier to a reported result, the definition changes to "not detected at or above the reported result."

J The analyte was positively identified; the associated numerical value is the approximate concentration of the analyte in the sample.

J+ The analyte was positively identified; however, the associated numerical value is likely to be higher than the concentration of the analyte in the sample due to positive bias of associated QC or calibration data or attributable to matrix interference.

J- The analyte was positively identified; however, the associated numerical value is likely to be lower than the concentration of the analyte in the sample due to negative bias of associated QC or calibration data or attributable to matrix interference.

UJ The analyte was not detected above the reported sample quantitation limit. However, the reported quantitation limit is approximate and may or may not represent the actual limit of quantitation necessary to accurately and precisely measure the analyte in the sample.

R The sample results are rejected due to serious deficiencies in the ability to analyze the sample and meet quality control criteria. The presence or absence of the analyte cannot be verified.

ATTACHMENT 2
DATA VALIDATION REASON CODES
Assigned by Geosyntec's Data Validation Team

DQM Reason Code	Description
AB1	> Samples in batch
AB2	QC sample missing
AB3	Batch analysis time exceeded
BAH	Contamination detected in the Ambient Blank greater than or equal to the Quantitation Limit.
BAL	Contamination detected in the Ambient Blank less than the Quantitation Limit.
BC	Calibration blank contamination
BC1	assoc. result < RL
BC2	assoc. result > RL < mult.
BC3	assoc. result > RL > mult.
BEH	Contamination detected in the Equipment Blank greater than or equal to the Quantitation Limit.
BEL	Contamination detected in the Equipment Blank less than the Quantitation Limit.
BF	Field blank contamination
BF1	assoc. result < RL
BF2	assoc. result > RL < mult.
BF3	assoc. result > RL > mult.
BFH	Contamination detected in the Field Blank greater than or equal to the Quantitation Limit.
BFL	Contamination detected in the Field Blank less than the Quantitation Limit.
BL	Laboratory blank contamination
BL1	assoc. result < RL
BL2	assoc. result > RL < mult.
BL3	assoc. result > RL > mult.
BLH	Contamination detected in the Lab Blank greater than or equal to the Quantitation Limit.
BLL	Contamination detected in the Lab Blank less than the Quantitation Limit.
BT	Trip blank contamination
BT1	assoc. result < RL
BT2	assoc. result > RL < mult.
BT3	assoc. result > RL > mult.
BTH	Contamination detected in the Trip Blank greater than or equal to the Quantitation Limit.
BTL	Contamination detected in the Trip Blank less than the Quantitation Limit.
CA1	Column difference
CC1	CCV %D
CC2	CCV %R
CC3	CCV RRF
CI1	IC RSD
CI2	IC RRF
CR1	Calibration range

DQM Reason Code	Description
CV1	ICV or CCV %D
CV2	ICV or CCV %R
CV3	ICV CCV RRF
DF1	Dilution Factor > 1
DL	Dilution Factor > 1
DVT1	The Dissolved Result > Total Result and the absolute difference > the AD_MULTIPLIER_CL * Detection Limit
DVT2	The Dissolved Result > Total Result and the absolute difference > AD_MULTIPLIER_UCO * Detection Limit
DVT3	The Dissolved Result > Total Result and the relative percent difference (RPD) > RPD_CL
DVT4	The Dissolved Result > Total Result and the relative percent difference (RPD) > RPD_UCO
ER1	MDL=<RESULT<RL (INORGANIC)
ER2	MDL=<RESULT<RL (ORGANIC)
FBC1	BLANK CONTAMINATION
FBC2	RESULT < BLANK * MULTIPLIER
FBC3	RESULT > BLANK * MULTIPLIER
FD1	Field duplicate RPD
FD2	Field duplicate abs. diff.
GHT1	GROSS_QUALIFIER_HIT
GHT2	GROSS_QUALIFIER_NON_DETECT
HP1	Hydrocarbon pattern
HT1	Holding time samp. to preservation
HT2	Holding time samp. to analysis
HT3	Holding time gros. samp. to pres.
HT4	Holding time gros. samp. to analysis
IS1	Internal standard
LBC1	BLANK CONTAMINATION
LBC2	RESULT < BLANK * MULTIPLIER
LBC3	RESULT > BLANK * MULTIPLIER
LD1	Lab duplicate RPD
LD2	Lab duplicate abs. diff.
LS1	LS %R
LS2	LS RPD
MS1	MS %R
MS2	MS RPD
MS3	Parent >4x spike
MS4	Spike diluted out

DQM Reason Code	Description
NP1	Non-Preferred Result
NR1	NUMERIC RESULTS
OT1	Other quality issue
PS1	BETWEEN CONTROL AND WARNING LIMITS
PS2	INVALID
PS3	LESS THAN LOWER CONTROL LIMIT
PS4	LESS THAN LOWER WARNING LIMIT
PT1	The preservative for this test id does not match the required preservative in RT_HOLDING_TIME.
RDL1	EXCEEDS REQUIRED DETECTION LIMIT
RL1	ND > project limit
RO1	Other rad. issue
RPD1	LCS/LCSD
RPD2	LCS/LCSD_NON_DETECT
RPD3	MS/MSD
RPD4	MS/MSD_NON_DETECT
RPD5	Orig/Dup
RPD6	Orig/Dup_NON_DETECT
RPDF1	FIELD DUPLICATE
RPDF2	FIELD DUPLICATE NON_DETECT
RQ1	Rad. quantitation issue
RR1	Repeated result same method
RR2	Repeated result diff. method
RSD1	RSD exceeds CL for LCS sample
RSD2	RSD exceeds CL for MS sample
RSD3	RSD exceeds CL for Lab sample
RSD4	RSD exceeds CL for Field sample
RY1	Tracer or carrier
SD1	Serial dilution
SO1	High moisture
SO2	Wet weight
SP1	Preservation, temp
SP2	Preservation, pH
SP3	Preservation, headspace
SPR1	BLANK SPIKE > UCL
SPR10	EarthSoft.DQM.SpikeRecovery2
SPR11	EarthSoft.DQM.SpikeRecovery2
SPR12	EarthSoft.DQM.SpikeRecovery2
SPR2	INORGANIC SPIKE > UCL

DQM Reason Code	Description
SPR3	ORGANIC SPIKE > UCL
SPR4	LCL > BLANK > LOW_CUTOFF
SPR5	LCL > INORG > LOW_CUTOFF
SPR6	LCL > ORG > LOW_CUTOFF
SPR7	BLANK SPIKE < LOW_CUTOFF
SPR8	INORGANIC SPIKE < LOW_CUTOFF
SPR9	ORGANIC SPIKE < LOW_CUTOFF
SU	Surrogate outlier
SU1	Surrogate
SU2	Surrogate diluted out
SURR1	ASSO. DETECTS OF LCL > REC > LOW_CUTOFF
SURR10	EarthSoft.DQM.SurrogateRecovery
SURR11	EarthSoft.DQM.SurrogateRecovery
SURR12	EarthSoft.DQM.SurrogateRecovery
SURR2	ASSO. DETECTS OF REC < LOW_CUTOFF
SURR3	ASSO. DETECTS OF REC > UCL
SURR4	ASSO. NDS OF LCL > REC > LOW_CUTOFF
SURR5	ASSO. NDS OF REC < LOW_CUTOFF
SURR6	ASSO. NDS OF REC > UCL
SURR7	LCL > REC > LOW_CUTOFF
SURR8	REC < LOW_CUTOFF
SURR9	REC > UCL
TBC1	BLANK CONTAMINATION
TBC2	RESULT < BLANK * MULTIPLIER
TBC3	RESULT > BLANK * MULTIPLIER
TR	Trace Detection
TR1	Trace detection
TRA1	Tracer is outside of UCL or LCL
TRA2	Associated result of a tracer less than the LCL
TRA3	Associated detect result of a tracer greater than the UCL
VC1	Canister vacuum
VC2	Canister contamination
VSU1	INVALID SAMPLE UNIT TYPE
VSU2	MISSING SAMPLE UNIT TYPE
VSU3	NON-DEFAULT RESULT UNIT

Geosyntec consultants

180A Market Place Boulevard
Knoxville, TN 37922
PH 865.330.0037
www.geosyntec.com

Memorandum

Date: 30 May 2024

To: Whitney Law

From: Ashley Wilson

CC: Kristoffer Henderson

Subject: Stage 2A Data Validation - Level II Data Deliverables – Pace Analytical Services, LLC Project Numbers 92713558 and 92713567

SITE: Plant Hammond AP-2

INTRODUCTION

This report summarizes the findings of the Stage 2A data validation of twenty-two aqueous samples, three field duplicates, three field blanks and three equipment blanks, collected 13 and 17-19 February 2024, as part of the Plant Hammond AP on-site sampling event.

The samples were analyzed at Pace Analytical Services, LLC, Greensburg, Pennsylvania, for the following analytical tests:

- Radium-226 by United States (US) Environmental Protection Agency (EPA) Method 903.1
- Radium-228 by US EPA Method 904.0
- Total Radium by Calculation

EXECUTIVE SUMMARY

Overall, based on this Stage 2A data validation covering the quality control (QC) parameters listed below and based on the information provided, the data are usable for supporting project objectives.

The data were reviewed based on the pertinent methods referenced in the laboratory reports, professional and technical judgment, and the following documents:

- US EPA Region IV Data Validation Standard Operating Procedures (US EPA Region IV, September 2011);
- USEPA National Functional Guidelines for Inorganic Superfund Methods Data Review, November 2020 (EPA 542-R-20-006); and
- American National Standard, Verification and Validation of Radiological Data for use in Waste Management and Environmental Remediation, February 15, 2012 (ANSI/ANS-41.5-2012).

The following samples were analyzed and reported in the laboratory reports:

Laboratory IDs	Client IDs
92713558001	HAM-HGWA-1
92713558002	HAM-HGWA-2
92713558003	HAM-HGWA-3
92713558004	HAM-HGWA-43D
92713558005	HAM-HGWA-44D
92713558006	HAM-UGRD-FD-01
92713558007	HAM-UGRD-EB-01
92713558008	HAM-UGRD-FB-01
92713567001	HAM-HGWA-4
92713567002	HAM-HGWA-5
92713567003	HAM-HGWA-6
92713567004	HAM-HGWA-42D
92713567005	HAM-HGWC-14
92713567006	HAM-HGWC-15
92713567007	HAM-HGWC-17
92713567008	HAM-HGWC-16

Laboratory IDs	Client IDs
92713567009	HAM-HGWC-18
92713567010	HAM-MW-21D
92713567011	HAM-MW-22
92713567012	HAM-MW-23D
92713567013	HAM-MW-33
92713567014	HAM-MW-34D
92713567015	HAM-MW-37D
92713567016	HAM-AP2-EB-01
92713567017	HAM-AP2-FB-01
92713567018	HAM-AP2-FD-01
92713567019	HAM-AP2-FD-02
92713567020	HAM-MW-35
92713567021	HAM-MW-51
92713567022	HAM-AP2-EB-02
92713567023	HAM-AP2-FB-02

The samples were received within 0-6 degrees Celsius (ºC). No sample preservation issues were noted by the laboratory.

1.0 RADIOCHEMISTRY

The samples were analyzed for radium-226 by US EPA method 903.1, radium-228 by US EPA method 904.0 and total radium by calculation.

The areas of data review are listed below. A leading check mark (✓) indicates an area of review in which the data were acceptable. A preceding crossed circle (⊗) signifies areas where issues were raised during the course of the validation review and should be considered to determine any impact on data quality and usability.

⊗ Overall Assessment
✓ Holding Times
✓ Method Blank
✓ Matrix Spike/Matrix Spike Duplicate
✓ Laboratory Control Sample
✓ Laboratory Duplicate
✓ Tracers and Carriers
✓ Equipment Blank
✓ Field Blank
✓ Field Duplicate
✓ Sensitivity
✓ Electronic Data Deliverables Review

1.1 Overall Assessment

The radium-226 and radium-228 data reported in this data set are considered usable for supporting project objectives. The results are considered valid; the analytical completeness defined as the ratio of the number of valid analytical results (valid analytical results include values qualified as estimated) to the total number of analytical results requested on samples submitted for this analysis, for this data set is 100%.

1.1.1 Analysis Anomaly

92713558: Total radium was reported at the minimum detectable concentration (MDC) for radium-226 and total radium-228 was detected greater than the MDC in sample HAM-HGWA-43D. Since total radium is calculated from radium-226 and radium-228, and radium-226 was greater than the MDC, and based on professional and technical judgment, the total radium concentrations for this sample was reported with no qualifications.

92713567: Total radium was reported at the minimum detectable concentration (MDC) for radium-226 and total radium-228 was detected greater than the MDC in samples HAM-HGWA-43D, HAM-HGWC-14, HAM-HGWC-18 and HAM-MW-33. Since total radium is calculated from radium-226 and radium-228, and radium-226 was greater than the MDC, and based on professional and technical judgment, the total radium concentrations for this sample was reported with no qualifications.

Sample ID	Compound	Laboratory Result (pCi/L)	Laboratory Flag	Validation Result (pCi/L)	Validation Qualifier*	Reason Code**
HAM-HGWA-43D	Combined Radium 226 + 228	0.860	U	0.860	NA	RO1
HAM-HGWC-14	Combined Radium 226 + 228	0.439	U	0.439	NA	RO1
HAM-HGWC-18	Combined Radium 226 + 228	0.757	U	0.757	NA	RO1
HAM-MW-33	Combined Radium 226 + 228	0.552	U	0.552	NA	RO1

pCi/L-picocuries per liter
U-not detected at or above the MDC
* Validation qualifiers are defined in Attachment 1 at the end of this report
**Reason codes are defined in Attachment 2 at the end of this report

1.2 Holding Times

The holding times for the radium-226 and radium-228 analyses of a water sample are 180 days from sample collection to analysis. The holding times were met for the sample analyses.

1.3 Method Blank

Method blanks were analyzed at the proper frequency for the number and types of samples analyzed (one per batch of 20 samples). Method blanks were reported for the radium-228 and radium-226 data. Radium-226 and radium-228 were not detected in the method blanks at or above the minimum detectable concentrations (MDCs).

1.4 Matrix Spike/Matrix Spike Duplicate (MS/MSD)

MS/MSD pairs were not reported with the data.

1.5 Laboratory Control Sample (LCS)

LCSs were analyzed at the proper frequency for the number and types of samples analyzed (one per batch of 20 samples). The recovery and replicate error ratio (RER) [1 sigma (1σ)] results were within the laboratory specified acceptance criteria.

1.6 Laboratory Duplicate

Two sample set specific laboratory duplicates were reported for radium-226 using samples HAM-UGRD-FB-01 and HAM-AP2-FD-02. The RER results were within the laboratory specified acceptance criteria.

One batch laboratory duplicate was reported for radium-226. Since these were batch QC, the results do not affect the samples in this data set and qualifications were not applied to the data.

1.7 Tracers and Carriers

Carriers were reported for the radium-226 and radium-228 analyses and a tracer was reported for the radium-228 analyses. The recovery results were within the laboratory specified acceptance criteria.

1.8 Equipment Blank

Three equipment blanks, HAM-UGRD-EB-01, HAM-AP2-EB-01 and HAM-AP2-EB-02, were collected with the sample set. Radium-226 and radium-228 were not detected in the equipment blank at or above the MDCs.

1.9 Field Blank

Three field blanks, HAM-UGRD-FB-01, HAM-AP2-FB-01 and HAM-AP2-FB-02, were collected with the sample set. Radium-226 and radium-228 were not detected in the field blank at or above the MDCs.

1.10 Field Duplicate

Two field duplicate samples were collected with the sample set, HAM-UGRD-FD-01, HAM-AP2-FD-01 and HAM-AP2-FD-02. Acceptable precision (RER (1σ) < 3) was demonstrated between the field duplicates and the original samples, HAM-HGWA-44D, HAM-HGWC-16 and HAM-MW-33, respectively.

However, radium-228 and combined radium-226 and radium-228 were detected in sample HAM-HGWA-44D at a concentration greater than the MDC and not detected in field duplicate sample HAM-UGRD-FD-01, resulting in noncalculable RPDs. Since the RERs were less than three, no qualifications were applied to the data.

Radium-226 was detected in sample HAM-MW-33 at a concentration greater than the MDC and not detected in field duplicate sample HAM-AP2-FD-02, resulting in noncalculable RPDs. Since the RERs were less than three, no qualifications were applied to the data.

1.11 Sensitivity

The samples were reported to the MDCs. No elevated non-detect results were reported.

1.12 Electronic Data Deliverable (EDD) Review

The results and sample IDs in the EDD were reviewed against the information provided by the associated level II report at a minimum of 20% as part of the data validation process. No discrepancies were identified between the level II report and the EDD.

---

* * * * *

ATTACHMENT 1
DATA VALIDATION QUALIFIER DEFINITIONS AND INTERPRETATION KEY
Assigned by Geosyntec's Data Validation Team

DATA QUALIFIER DEFINITIONS

U The analyte was analyzed for but was not detected above the reported sample quantitation limit. Upon application of the U qualifier to a reported result, the definition changes to "not detected at or above the reported result."

J The analyte was positively identified; the associated numerical value is the approximate concentration of the analyte in the sample.

J+ The analyte was positively identified; however, the associated numerical value is likely to be higher than the concentration of the analyte in the sample due to positive bias of associated QC or calibration data or attributable to matrix interference.

J- The analyte was positively identified; however, the associated numerical value is likely to be lower than the concentration of the analyte in the sample due to negative bias of associated QC or calibration data or attributable to matrix interference.

UJ The analyte was not detected above the reported sample quantitation limit. However, the reported quantitation limit is approximate and may or may not represent the actual limit of quantitation necessary to accurately and precisely measure the analyte in the sample.

R The sample results are rejected due to serious deficiencies in the ability to analyze the sample and meet quality control criteria. The presence or absence of the analyte cannot be verified.

ATTACHMENT 2
DATA VALIDATION REASON CODES
Assigned by Geosyntec's Data Validation Team

DQM Reason Code	Description
AB1	> Samples in batch
AB2	QC sample missing
AB3	Batch analysis time exceeded
BAH	Contamination detected in the Ambient Blank greater than or equal to the Quantitation Limit.
BAL	Contamination detected in the Ambient Blank less than the Quantitation Limit.
BC	Calibration blank contamination
BC1	assoc. result < RL
BC2	assoc. result > RL < mult.
BC3	assoc. result > RL > mult.
BEH	Contamination detected in the Equipment Blank greater than or equal to the Quantitation Limit.
BEL	Contamination detected in the Equipment Blank less than the Quantitation Limit.
BF	Field blank contamination
BF1	assoc. result < RL
BF2	assoc. result > RL < mult.
BF3	assoc. result > RL > mult.
BFH	Contamination detected in the Field Blank greater than or equal to the Quantitation Limit.
BFL	Contamination detected in the Field Blank less than the Quantitation Limit.
BL	Laboratory blank contamination
BL1	assoc. result < RL
BL2	assoc. result > RL < mult.

DQM Reason Code	Description
BL3	assoc. result > RL > mult.
BLH	Contamination detected in the Lab Blank greater than or equal to the Quantitation Limit.
BLL	Contamination detected in the Lab Blank less than the Quantitation Limit.
BT	Trip blank contamination
BT1	assoc. result < RL
BT2	assoc. result > RL < mult.
BT3	assoc. result > RL > mult.
BTH	Contamination detected in the Trip Blank greater than or equal to the Quantitation Limit.
BTL	Contamination detected in the Trip Blank less than the Quantitation Limit.
CA1	Column difference
CC1	CCV %D
CC2	CCV %R
CC3	CCV RRF
CI1	IC RSD
CI2	IC RRF
CR1	Calibration range
CV1	ICV or CCV %D
CV2	ICV or CCV %R
CV3	ICV CCV RRF
DF1	Dilution Factor > 1
DL	Dilution Factor > 1

DQM Reason Code	Description
DVT1	The Dissolved Result > Total Result and the absolute difference > the AD_MULTIPLIER_CL * Detection Limit
DVT2	The Dissolved Result > Total Result and the absolute difference > AD_MULTIPLIER_UCO * Detection Limit
DVT3	The Dissolved Result > Total Result and the relative percent difference (RPD) > RPD_CL
DVT4	The Dissolved Result > Total Result and the relative percent difference (RPD) > RPD_UCO
ER1	MDL=<RESULT<RL (INORGANIC)
ER2	MDL=<RESULT<RL (ORGANIC)
FBC1	BLANK CONTAMINATION
FBC2	RESULT < BLANK * MULTIPLIER
FBC3	RESULT > BLANK * MULTIPLIER
FD1	Field duplicate RPD
FD2	Field duplicate abs. diff.
GHT1	GROSS_QUALIFIER_HIT
GHT2	GROSS_QUALIFIER_NON_DETECT
HP1	Hydrocarbon pattern
HT1	Holding time samp. to preservation
HT2	Holding time samp. to analysis
HT3	Holding time gros. samp. to pres.
HT4	Holding time gros. samp. to analysis
IS1	Internal standard
LBC1	BLANK CONTAMINATION

DQM Reason Code	Description
LBC2	RESULT < BLANK * MULTIPLIER
LBC3	RESULT > BLANK * MULTIPLIER
LD1	Lab duplicate RPD
LD2	Lab duplicate abs. diff.
LS1	LS %R
LS2	LS RPD
MS1	MS %R
MS2	MS RPD
MS3	Parent >4x spike
MS4	Spike diluted out
NP1	Non-Preferred Result
NR1	NUMERIC RESULTS
OT1	Other quality issue
PS1	BETWEEN CONTROL AND WARNING LIMITS
PS2	INVALID
PS3	LESS THAN LOWER CONTROL LIMIT
PS4	LESS THAN LOWER WARNING LIMIT
PT1	The preservative for this test id does not match the required preservative in RT_HOLDING_TIME.
RDL1	EXCEEDS REQUIRED DETECTION LIMIT
RL1	ND > project limit
RO1	Other rad. issue
RPD1	LCS/LCSD
RPD2	LCS/LCSD_NON_DETECT
RPD3	MS/MSD
RPD4	MS/MSD_NON_DETECT

DQM Reason Code	Description
RPD5	Orig/Dup
RPD6	Orig/Dup_NON_DETECT
RPDF1	FIELD DUPLICATE
RPDF2	FIELD DUPLICATE NON_DETECT
RQ1	Rad. quantitation issue
RR1	Repeated result same method
RR2	Repeated result diff. method
RSD1	RSD exceeds CL for LCS sample
RSD2	RSD exceeds CL for MS sample
RSD3	RSD exceeds CL for Lab sample
RSD4	RSD exceeds CL for Field sample
RY1	Tracer or carrier
SD1	Serial dilution
SO1	High moisture
SO2	Wet weight
SP1	Preservation, temp
SP2	Preservation, pH
SP3	Preservation, headspace
SPR1	BLANK SPIKE > UCL
SPR10	EarthSoft.DQM.SpikeRecovery2
SPR11	EarthSoft.DQM.SpikeRecovery2
SPR12	EarthSoft.DQM.SpikeRecovery2
SPR2	INORGANIC SPIKE > UCL
SPR3	ORGANIC SPIKE > UCL
SPR4	LCL > BLANK > LOW_CUTOFF
SPR5	LCL > INORG > LOW_CUTOFF
SPR6	LCL > ORG > LOW_CUTOFF
SPR7	BLANK SPIKE < LOW_CUTOFF

DQM Reason Code	Description
SPR8	INORGANIC SPIKE < LOW_CUTOFF
SPR9	ORGANIC SPIKE < LOW_CUTOFF
SU	Surrogate outlier
SU1	Surrogate
SU2	Surrogate diluted out
SURR1	ASSO. DETECTS OF LCL > REC > LOW_CUTOFF
SURR10	EarthSoft.DQM.SurrogateRecovery
SURR11	EarthSoft.DQM.SurrogateRecovery
SURR12	EarthSoft.DQM.SurrogateRecovery
SURR2	ASSO. DETECTS OF REC < LOW_CUTOFF
SURR3	ASSO. DETECTS OF REC > UCL
SURR4	ASSO. NDS OF LCL > REC > LOW_CUTOFF
SURR5	ASSO. NDS OF REC < LOW_CUTOFF
SURR6	ASSO. NDS OF REC > UCL
SURR7	LCL > REC > LOW_CUTOFF
SURR8	REC < LOW_CUTOFF
SURR9	REC > UCL
TBC1	BLANK CONTAMINATION
TBC2	RESULT < BLANK * MULTIPLIER
TBC3	RESULT > BLANK * MULTIPLIER
TR	Trace Detection
TR1	Trace detection
TRA1	Tracer is outside of UCL or LCL
TRA2	Associated result of a tracer less than the LCL
TRA3	Associated detect result of a tracer greater than the UCL
VC1	Canister vacuum
VC2	Canister contamination

DQM Reason Code	Description
VSU1	INVALID SAMPLE UNIT TYPE
VSU2	MISSING SAMPLE UNIT TYPE

DQM Reason Code	Description
VSU3	NON-DEFAULT RESULT UNIT

AD-Absolute Difference
CCV-Continuous Calibration Verification
CL-Control Limit
%D-Percent Difference
IC-Initial Calibration
ICV-Initial Calibration Verification
INORG-Inorganic
LCL-Lower Control Limit
LCS-Laboratory Control Spike
LCSD-Laboratory Control Spike Duplicate
LS-Laboratory Spike
MDL-Method Detection Limit
MS-Matrix Spike
MSD-Matrix Spike Duplicate
ND-Not Detected
ORG-Organic
QC-Quality Control
%R-Percent Recovery
REC-Recovery
RL-Reporting Limit
RPD-Relative Percent Difference
RRF-Relative Response Factor
RSD-Relative Standard Deviation
UCL-Upper Control Limit
UCO-Upper Cut Off

August 2024

Geosyntec consultants

180A Market Place Boulevard
Knoxville, TN 37922
PH 865.330.0037
www.geosyntec.com

Memorandum

Date:	2 December 2024
To:	Caroline Nelson
	Christine Hug
From:	Ashley Wilson
CC:	Kristoffer Henderson
Subject:	**Stage 2A Data Validation - Level II Data Deliverables – Pace Analytical Project Services, Project Numbers: 92746292 and 92746285**

SITE: Plant Hammond AP-2

INTRODUCTION

This report summarizes the findings of the Stage 2A data validation of twenty-two aqueous samples, three field duplicates, three field blanks and three equipment blanks, collected 5-8 August 2024, as part of the Plant Hammond sampling event.

The samples were analyzed at Pace Analytical Services – Peachtree Corners, Peachtree Corners, Georgia, for the following analytical tests:

- Metals by United States (US) Environmental Protection Agency (EPA) Methods 3005A/6020B
- Calcium by US EPA Method 3010A/6010D
- Mercury by US EPA Method 7470A
- Total Dissolved Solids (TDS) by Standard Method (SM) 2540C-2015

The samples were analyzed at Pace Analytical Services - Asheville, Asheville, North Carolina, for the following analytical tests:

- Anions (chloride, fluoride and sulfate) by US EPA Method 300.0 Rev 2.1 1993

EXECUTIVE SUMMARY

Overall, based on this Stage 2A data validation covering the quality control (QC) parameters listed below and based on the information provided, the data as qualified are usable for supporting project objectives. The qualified data should be used within the limitations of the qualifications. If there are results with two or more different qualifications due to multiple QC

failures, the final qualification is reconciled in the electronic data deliverable (EDD) with qualifications.

The data were reviewed based on the pertinent methods referenced in the laboratory reports, professional and technical judgment, and the following documents:

- US EPA Region IV Data Validation Standard Operating Procedures (US EPA Region IV, September 2011);
- USEPA National Functional Guidelines for Inorganic Superfund Methods Data Review, November 2020 (EPA 542-R-20-006); and
- American National Standard, Verification and Validation of Radiological Data for use in Waste Management and Environmental Remediation, February 15, 2012 (ANSI/ANS- 41.5-2012).

The following samples were analyzed and reported in the laboratory report:

Laboratory IDs	Client IDs
92746292001	HAM-HGWA-43D
92746292002	HAM-HGWA-44D
92746292003	HAM-UGRD-FD-01
92746292004	HAM-UGRD-EB-01
92746292005	HAM-UGRD-FB-01
92746292006	HAM-HGWA-1
92746292007	HAM-HGWA-2
92746292008	HAM-HGWA-3
92746285001	HAM-HGWA-4
92746285002	HAM-HGWA-5
92746285003	HAM-HGWA-6
92746285004	HAM-HGWA-42D
92746285005	HAM-HGWC-15
92746285006	HAM-HGWC-17
92746285007	HAM-HGWC-16
92746285008	HAM-HGWC-18

Laboratory IDs	Client IDs
92746285009	HAM-MW-21D
92746285010	HAM-MW-23D
92746285011	HAM-MW-33
92746285012	HAM-MW-35
92746285013	HAM-MW-51
92746285014	HAM-AP2-FD-01
92746285015	HAM-AP2-EB-01
92746285016	HAM-AP2-FB-01
92746285017	HAM-HGWC-14
92746285018	HAM-MW-22
92746285019	HAM-MW-34D
92746285020	HAM-MW-37D
92746285021	HAM-AP2-FD-02
92746285022	HAM-AP2-EB-02
92746285023	HAM-AP2-FB-02

The chain of custody (COC) indicates the samples were received between 0-6 ^{o}C. No preservation issues were noted by the laboratory.

Radium 226/228 was requested on the COC. However, this data was reported separately.

1.0 METALS

The samples were analyzed for metals by US EPA methods 3005A/6020B and 3010A/6010D.

The areas of data review are listed below. A leading check mark (✓) indicates an area of review in which the data were acceptable. A preceding crossed circle (⊗) signifies areas where issues were raised during the validation review and should be considered to determine any impact on data quality and usability.

✓ Overall Assessment
✓ Holding Time
✓ Method Blank
✓ Matrix Spike/Matrix Spike Duplicate
✓ Laboratory Control Sample
✓ Equipment Blank
⊗ Field Blank
✓ Field Duplicate
✓ Sensitivity

1.1 Overall Assessment

The metals data reported in this data package are considered usable for supporting project objectives. The results are considered valid; the analytical completeness defined as the ratio of the number of valid analytical results (valid analytical results include values qualified as estimated) to the total number of analytical results requested on samples submitted for this analysis, for this dataset is 100%.

1.2 Holding Time

The holding time for the metals analysis of a water sample is 180 days from sample collection to analysis. The holding times were met for the sample analyses.

1.3 Method Blank

Method blanks were analyzed at the proper frequency for the number and types of samples analyzed (one per batch of 20 samples). The metals were not detected in the method blanks at or above the method detection limits (MDLs).

1.4 Matrix Spike/Matrix Spike Duplicate (MS/MSD)

MS/MSDs were analyzed at the proper frequency for the number and types of samples analyzed (one per batch of 20 samples). Sample set specific MS/MSD pairs were reported for metals by US EPA methods 6020B and 6010D, using samples HAM-HGWA-1, HAM-HGWC-15 and HAM-HGWC-18. The recovery and relative percent difference (RPD) results were within the laboratory specified acceptance criteria, with the following exceptions.

92746292: The recovery of calcium in the MS using sample HAM-HGWA-1 was low and outside of laboratory specified acceptance criteria. Since the calcium concentration in sample HAM-MW-1 was greater than four times the spiked concentration, no qualifications were applied to the data based on the MS/MSD recovery results.

92746285: The recoveries of calcium in the MS/MSD pair using sample HAM-HGWC-15 were high and outside of laboratory specified acceptance criteria. Since the calcium concentration in sample HAM-HGWC-15 was greater than four times the spiked concentration, no qualifications were applied to the data based on the MS/MSD recovery results.

Batch MS/MSDs were also reported for both methods. Since these were batch QC, the results do not affect the samples in this data set and qualifications were not applied to the data.

1.5 Laboratory Control Sample (LCS)

LCSs were analyzed at the proper frequency for the number and types of samples analyzed (one per batch of 20 samples). The recovery results were within the laboratory specified acceptance criteria.

1.6 Equipment Blank

Three equipment blanks were collected with the sample set, HAM-UGRD-EB-01, HAM-AP2-EB-01 and HAM-AP2-EB-02. Metals were not detected in the equipment blanks at or above the MDLs, with the following exception.

92746285: Boron (0.035 mg/L and 0.020 mg/L) was detected in HAM-AP2-EB-01 and HAM-AP2-EB-02, respectively, at estimated concentrations greater than the MDL and less than the reporting limit (RL). Since HAM-AP2-EB-01 and HAM-AP2-EB-02 were qualified due to field blank contamination in HAM-AP2-FB-01. Therefore, based on professional and technical judgment, no additional qualifications were applied to the data.

1.7 Field Blank

Three field blanks were collected with the sample set, HAM-UGRD-FB-01, HAM-AP2-FB-01 and HAM-AP2-FB-02. Metals were not detected in the field blanks at or above the MDLs, with the following exception.

92746285: Boron (0.021 mg/L) was detected in HAM-AP2-FB-01 at an estimated concentration greater than the MDL and less than the RL. Therefore, the estimated concentrations of boron in samples HAM-AP2-EB-01, HAM-AP2-EB-02, HAM-HGWA-4 and HAM-HGWA-5 were U qualified as not detected above the RL, and the detected concentration of boron in sample HAM-MW-37D was J+ qualified as estimated with a high bias. Since the concentrations in the other

samples were either non-detect or detected at concentrations greater than ten times the blank contamination, no qualifications were applied to those samples.

Sample ID	Compound	Laboratory Result (mg/L)	Laboratory Flag	Validation Result (mg/L)	Validation Qualifier*	Reason Code**
HAM-AP2-EB-01	Boron	0.035	J	0.040	U	BFH
HAM-AP2-EB-02	Boron	0.020	J	0.040	U	BFH
HAM-AP2-FD-02	Boron	0.077	NA	0.077	J+	BFH
HAM-HGWA-4	Boron	0.015	J	0.040	U	BFH
HAM-HGWA-5	Boron	0.024	J	0.040	U	BFH
HAM-MW-37D	Boron	0.099	NA	0.099	J+	BFH

mg/L- milligram per liter
J-estimated concentration greater than the MDL and less than the RL
NA-not applicable
* Validation qualifiers are defined in Attachment 1 at the end of this report
**Reason codes are defined in Attachment 2 at the end of this report

1.8 Field Duplicate

Three field duplicate samples were collected with the sample set, HAM-UGRD-FD-01, HAM-AP2-FD-01 and HAM-AP2-FD-02. Acceptable precision (RPD < 30%) was demonstrated between the field duplicate and the original samples, HAM-HGWA-43D, HAM-HGWC-18 and HAM-MW-37D, respectively.

1.9 Sensitivity

The samples were reported to the MDLs. Elevated non-detect results were not reported.

2.0 MERCURY

The samples were analyzed for mercury by US EPA method 7470A.

The areas of data review are listed below. A leading check mark (✓) indicates an area of review in which the data were acceptable. A preceding crossed circle (⊗) signifies areas where issues were raised during the validation review and should be considered to determine any impact on data quality and usability.

- ✓ Overall Assessment
- ✓ Holding Time
- ✓ Method Blank
- ✓ Matrix Spike/Matrix Spike Duplicate
- ✓ Laboratory Control Sample
- ✓ Equipment Blank

- ✓ Field Blank
- ✓ Field Duplicate
- ✓ Sensitivity

2.1 Overall Assessment

The mercury data reported in this data package are considered usable for meeting project objectives. The results are considered valid; the analytical completeness defined as the ratio of the number of valid analytical results (valid analytical results include values qualified as estimated) to the total number of analytical results requested on samples submitted for this analysis, for this dataset is 100%.

2.2 Holding Time

The holding time for the mercury analysis of a water sample is 28 days from sample collection to analysis. The holding times were met for the sample analyses.

2.3 Method Blank

Method blanks were analyzed at the proper frequency for the number and types of samples analyzed (one per batch of 20 samples). Mercury was not detected in the method blank at or above the MDL.

2.4 Matrix Spike/Matrix Spike Duplicate

MS/MSDs were analyzed at the proper frequency for the number and types of samples analyzed (one per batch of 20 samples).

92746285: One sample set specific MS/MSD pair was reported, using sample HAM-HGWA-4. The recovery and RPD results were within laboratory specified acceptance criteria.

Batch MS/MSDs were also reported for mercury. Since these were batch QC, the results do not affect the samples in this data set and qualifications were not applied to the data.

2.5 Laboratory Control Sample

LCSs were analyzed at the proper frequency for the number and types of samples analyzed (one per batch of 20 samples). The recovery results were within the laboratory specified acceptance criteria.

2.6 Equipment Blank

Three equipment blanks were collected with the sample set, HAM-UGRD-EB-01, HAM-AP2-EB-01 and HAM-AP2-EB-02. Mercury was not detected in the equipment blanks at or above the MDLs.

2.7 Field Blank

Three field blanks were collected with the sample set, HAM-UGRD-FB-01, HAM-AP2-FB-01 and HAM-AP2-FB-02. Mercury not detected in the field blanks at or above the MDLs.

2.8 Field Duplicate

Three field duplicate samples were collected with the sample set, HAM-UGRD-FD-01, HAM-AP2-FD-01 and HAM-AP2-FD-02. Acceptable precision (RPD < 30%) was demonstrated between the field duplicate and the original samples, HAM-HGWA-43D, HAM-HGWC-18 and HAM-MW-37D, respectively.

2.9 Sensitivity

The samples were reported to the MDL. Elevated non-detect results were not reported.

3.0 WET CHEMISTRY

The samples were analyzed for chloride, fluoride and sulfate by US EPA method 300.0 Rev 2.1 1993 and TDS by SM 2540C-2015.

The areas of data review are listed below. A leading check mark (✓) indicates an area of review in which the data were acceptable. A preceding crossed circle (⊗) signifies areas where issues were raised during the validation review and should be considered to determine any impact on data quality and usability.

✓ Overall Assessment
✓ Holding Times
✓ Method Blank
⊗ Matrix Spike/Matrix Spike Duplicate
✓ Laboratory Control Sample
✓ Laboratory Duplicate
✓ Equipment Blank
⊗ Field Blank
✓ Field Duplicate
✓ Sensitivity

3.1 Overall Assessment

The wet chemistry data reported in this data package are considered usable for supporting project objectives. The results are considered valid; the analytical completeness defined as the ratio of the number of valid analytical results (valid analytical results include values qualified as estimated) to the total number of analytical results requested on samples submitted for these analyses, for this dataset is 100%.

3.2 Holding Times

The holding times for water samples are listed below. The holding times were met for the sample analyses.

Analysis	Holding Time
Anions (fluoride, chloride and sulfate)	28 days from collection to analysis
TDS	7 days from collection to analysis
Alkalinity	14 days from collection to analysis
Sulfide	28 days from collection to analysis

3.3 Method Blank

Method blanks were analyzed at the proper frequency for the number and types of samples analyzed (one per batch of 20 samples). The wet chemistry parameters were not detected in the method blanks at or above the MDLs.

3.4 Matrix Spike/Matrix Spike Duplicate

MS/MSDs were analyzed at the proper frequency for the number and types of samples analyzed (one per batch of 20 samples). Four sample set specific MS/MSD pairs were reported for chloride, fluoride and sulfate using samples HAM-HGWA-1, HAM-HGWC-15, HAM-HGWC-16 and HAM-AP2-FD-01. The recovery and RPD results were within the laboratory specified acceptance criteria, with the following exceptions.

92746292: The recoveries of sulfate in the MS/MSD pair using sample HAM-HGWA-1 were low and outside of laboratory specified acceptance criteria. Therefore, the concentration of sulfate in sample HAM-HGWA-1 was J- qualified as estimated with a low bias.

92746285: The recoveries of chloride and sulfate in the MS/MSD pair using sample HAM-HGWC-15 were low and outside of laboratory specified acceptance criteria. Therefore, the concentration of chloride in sample HAM-HGWC-15 was J- qualified as estimated with a low bias. Since the sulfate concentration in sample HAM-HGWC-15 was greater than four times the spiked concentration, no qualifications were applied to the sulfate data based on the MS/MSD recovery results.

The recoveries of chloride and sulfate in the MS/MSD pair using sample HAM-HGWC-16 were low and outside of laboratory specified acceptance criteria. Therefore, the concentration of chloride and sulfate in sample HAM-HGWC-16 was J- qualified as estimated with a low bias.

The recoveries of chloride and sulfate in the MS/MSD pair using sample HAM-AP2-FD-01 were low and outside of laboratory specified acceptance criteria. Therefore, the concentration of chloride in sample HAM-AP2-FD-01 was J- qualified as estimated with a low bias. Since the sulfate concentration in sample HAM-AP2-FD-01 was greater than four times the spiked concentration, no qualifications were applied to the sulfate data based on the MS/MSD recovery results.

The recoveries of fluoride in the MS/MSD pair using sample HAM-AP2-FD-01 were low and high, respectively, and both were outside the laboratory specified acceptance criteria. In addition, the RPD of fluoride for the MS/MSD pair was high and outside the laboratory specified acceptance criteria. Therefore, the fluoride concentration in sample HAM-AP2-FD-01 was J qualified as estimated.

Batch MS/MSD pairs were also reported. Since these were batch QC, the results do not affect the samples in this data set and qualifications were not applied to the data.

Sample ID	**Compound**	**Laboratory Result (mg/L)**	**Laboratory Flag**	**Validation Result (mg/L)**	**Validation Qualifier**	**Reason Code**
HAM-HGWA-1	Sulfate	49.4	M1	49.4	J-	MS1
HAM-HGWC-15	Chloride	80.2	M1	80.2	J-	MS1
HAM-HGWC-16	Sulfate	190	M1	190	J-	MS1
HAM-HGWC-16	Chloride	74.8	M1	74.8	J-	MS1
HAM-AP2-FD-01	Chloride	53.9	M1	53.9	J-	MS1
HAM-AP2-FD-01	Fluoride	0.26	M1, R1	0.26	J	MS1|MS2

mg/L- milligram per liter
M1-Matrix spike recovery exceeded QC limits
R1-RPD value was outside control limits.

3.5 Laboratory Control Sample

LCSs were analyzed at the proper frequency for the number and types of samples analyzed (one per batch of 20 samples). The recovery results were within the laboratory specified acceptance criteria.

3.6 Laboratory Duplicate

Three laboratory duplicates were reported for TDS using samples HAM-UGRD-EB-01, HAM-HGWA-42D, HAM-HGWC-17 and HAM-MW-33. The RPD results were within the laboratory specified acceptance criteria, with the following exception.

92746292: The RPD of TDS in the laboratory duplicate pair using sample HAM-UGRD-EB-01 was high and outside of laboratory specified acceptance criteria. Since, the TDS concentration for sample HAM-UGRD-EB-01 was less than five times the RL and the absolute difference between the original result and laboratory duplicate was less than the RL, no qualifications were applied to the data.

Batch laboratory duplicates were also reported for TDS. Since these were batch QC, the results do not affect the samples in this data set and qualifications were not applied to the data.

3.7 Equipment Blank

Three equipment blanks were collected with the sample set, HAM-UGRD-EB-01, HAM-AP2-EB-01 and HAM-AP2-EB-02. The wet chemistry parameters were not detected in the equipment blank at or above the MDLs, with the following exceptions.

92746292: TDS (41.0 mg/L) was detected in HAM-UGRD-EB-01 at a concentration greater than the RL. Since HAM-UGRD-EB-01 was qualified due to field blank contamination in HAM-AP1-FB-01, and based on professional and technical judgment, no additional qualifications were applied to the data.

92746285: TDS (30.0 mg/L and 53.0 mg/L) was detected in HAM-AP2-EB-01 and HAM-AP2-EB-02, respectively, at concentrations greater than the RL. Since HAM-AP2-EB-01 and HAM-AP2-EB-02 were qualified due to field blank contamination in HAM-AP2-FB-01, and based on professional and technical judgment, no additional qualifications were applied to the data.

3.8 Field Blank

Three field blanks were collected with the sample set, HAM-UGRD-FB-01, HAM-AP2-FB-01 and HAM-AP2-FB-02. The wet chemistry parameters were not detected in the field blank at or above the MDLs, with the following exception.

92746292: TDS (135 mg/L) was detected in HAM-UGRD-FB-01 at a concentration greater than the RL. Therefore, the concentrations of TDS in samples HAM-HGWA-1, HAM-HGWA-2, HAM-HGWA-3, HAM-HGWA-43D, HAM-HGWA-44D and HAM-UGRD-FD-01 were J+ qualified as estimated with a high bias. The concentration in sample HAM-UGRD-EB-01 was U qualified as not detected at or above the reported concentration.

92746285: TDS (96.0 mg/L) was detected in HAM-AP1-FB-01 at a concentration greater than the RL. Therefore, the concentrations of TDS in the associated samples greater than the RL and less than ten times the equipment blank concentration were J+ qualified as estimated with a high bias. The concentrations in samples HAM-AP2-EB-01 and HAM-AP2-EB-02 was U qualified as not detected at or above the reported concentration.

Sample ID	Compound	Laboratory Result (mg/L)	Laboratory Flag	Validation Result (mg/L)	Validation Qualifier	Reason Code
HAM-HGWA-1	TDS	444	NA	J+	444	BFH
HAM-HGWA-2	TDS	217	NA	J+	217	BFH
HAM-HGWA-3	TDS	304	NA	J+	304	BFH
HAM-HGWA-43D	TDS	283	NA	J+	283	BFH
HAM-HGWA-44D	TDS	380	NA	J+	380	BFH
HAM-UGRD-EB-01	TDS	135	D6	U	135	BFH
HAM-UGRD-FD-01	TDS	295	NA	J+	295	BFH
HAM-AP2-EB-01	TDS	30.0	NA	30.0	U	BFH
HAM-AP2-EB-02	TDS	53.0	NA	53.0	U	BFH
HAM-AP2-FD-01	TDS	848	NA	848	J+	BFH
HAM-AP2-FD-02	TDS	211	NA	211	J+	BFH
HAM-HGWA-4	TDS	159	NA	159	J+	BFH
HAM-HGWA-42D	TDS	191	NA	191	J+	BFH
HAM-HGWA-5	TDS	141	NA	141	J+	BFH
HAM-HGWA-6	TDS	247	NA	247	J+	BFH
HAM-HGWC-15	TDS	890	NA	890	J+	BFH
HAM-HGWC-16	TDS	766	NA	766	J+	BFH
HAM-HGWC-17	TDS	768	NA	768	J+	BFH
HAM-HGWC-18	TDS	864	NA	864	J+	BFH
HAM-MW-21D	TDS	397	NA	397	J+	BFH
HAM-MW-37D	TDS	221	NA	221	J+	BFH

mg/L- milligram per liter
NA-not applicable
1g-sample residue exceeded method SM 2540C recommended 200mg
D6-Sample was diluted due to the presence of high levels of non-target analytes or other matrix interference

3.9 Field Duplicate

Three field duplicate samples were collected with the sample set, HAM-UGRD-FD-01, HAM-AP2-FD-01 and HAM-AP2-FD-02. Acceptable precision (RPD < 30%) was demonstrated between the field duplicate and the original samples, HAM-HGWA-43D, HAM-HGWC-18 and HAM-MW-37D, respectively.

3.10 Sensitivity

The samples were reported to the MDLs. Elevated non-detect results were not reported.

---

* * * * *

ATTACHMENT 1
DATA VALIDATION QUALIFIER DEFINITIONS AND INTERPRETATION KEY
Assigned by Geosyntec's Data Validation Team

DATA QUALIFIER DEFINITIONS

U The analyte was analyzed for but was not detected at or above the reported sample quantitation limit. Upon application of the U qualifier to a reported result, the definition changes to "not detected at or above the reported result".

J The analyte was positively identified; the associated numerical value is the approximate concentration of the analyte in the sample.

J+ The analyte was positively identified; however, the associated numerical value is likely to be higher than the concentration of the analyte in the sample due to positive bias of associated QC or calibration data or attributable to matrix interference.

J- The analyte was positively identified; however, the associated numerical value is likely to be lower than the concentration of the analyte in the sample due to negative bias of associated QC or calibration data or attributable to matrix interference.

UJ The analyte was not detected above the reported sample quantitation limit. However, the reported quantitation limit is approximate and may or may not represent the actual limit of quantitation necessary to accurately and precisely measure the analyte in the sample.

R The sample results are rejected due to serious deficiencies in the ability to analyze the sample and meet quality control criteria. The presence or absence of the analyte cannot be verified.

ATTACHMENT 2
DATA VALIDATION REASON CODES
Assigned by Geosyntec's Data Validation Team

DQM Reason Code	Description
AB1	> Samples in batch
AB2	QC sample missing
AB3	Batch analysis time exceeded
BAH	Contamination detected in the Ambient Blank greater than or equal to the Quantitation Limit.
BAL	Contamination detected in the Ambient Blank less than the Quantitation Limit.
BC	Calibration blank contamination
BC1	assoc. result < RL
BC2	assoc. result > RL < mult.
BC3	assoc. result > RL > mult.
BEH	Contamination detected in the Equipment Blank greater than or equal to the Quantitation Limit.
BEL	Contamination detected in the Equipment Blank less than the Quantitation Limit.
BF	Field blank contamination
BF1	assoc. result < RL
BF2	assoc. result > RL < mult.
BF3	assoc. result > RL > mult.
BFH	Contamination detected in the Field Blank greater than or equal to the Quantitation Limit.
BFL	Contamination detected in the Field Blank less than the Quantitation Limit.
BL	Laboratory blank contamination
BL1	assoc. result < RL
BL2	assoc. result > RL < mult.
BL3	assoc. result > RL > mult.
BLH	Contamination detected in the Lab Blank greater than or equal to the Quantitation Limit.
BLL	Contamination detected in the Lab Blank less than the Quantitation Limit.
BT	Trip blank contamination
BT1	assoc. result < RL
BT2	assoc. result > RL < mult.
BT3	assoc. result > RL > mult.
BTH	Contamination detected in the Trip Blank greater than or equal to the Quantitation Limit.
BTL	Contamination detected in the Trip Blank less than the Quantitation Limit.
CA1	Column difference
CC1	CCV %D
CC2	CCV %R
CC3	CCV RRF
CI1	IC RSD
CI2	IC RRF
CR1	Calibration range

DQM Reason Code	Description
CV1	ICV or CCV %D
CV2	ICV or CCV %R
CV3	ICV CCV RRF
DF1	Dilution Factor > 1
DL	Dilution Factor > 1
DVT1	The Dissolved Result > Total Result and the absolute difference > the AD_MULTIPLIER_CL * Detection Limit
DVT2	The Dissolved Result > Total Result and the absolute difference > AD_MULTIPLIER_UCO * Detection Limit
DVT3	The Dissolved Result > Total Result and the relative percent difference (RPD) > RPD_CL
DVT4	The Dissolved Result > Total Result and the relative percent difference (RPD) > RPD_UCO
ER1	MDL=<RESULT<RL (INORGANIC)
ER2	MDL=<RESULT<RL (ORGANIC)
FBC1	BLANK CONTAMINATION
FBC2	RESULT < BLANK * MULTIPLIER
FBC3	RESULT > BLANK * MULTIPLIER
FD1	Field duplicate RPD
FD2	Field duplicate abs. diff.
GHT1	GROSS_QUALIFIER_HIT
GHT2	GROSS_QUALIFIER_NON_DETECT
HP1	Hydrocarbon pattern
HT1	Holding time samp. to preservation
HT2	Holding time samp. to analysis
HT3	Holding time gros. samp. to pres.
HT4	Holding time gros. samp. to analysis
IS1	Internal standard
LBC1	BLANK CONTAMINATION
LBC2	RESULT < BLANK * MULTIPLIER
LBC3	RESULT > BLANK * MULTIPLIER
LD1	Lab duplicate RPD
LD2	Lab duplicate abs. diff.
LS1	LS %R
LS2	LS RPD
MS1	MS %R
MS2	MS RPD
MS3	Parent >4x spike
MS4	Spike diluted out

DQM Reason Code	Description
NP1	Non-Preferred Result
NR1	NUMERIC RESULTS
OT1	Other quality issue
PS1	BETWEEN CONTROL AND WARNING LIMITS
PS2	INVALID
PS3	LESS THAN LOWER CONTROL LIMIT
PS4	LESS THAN LOWER WARNING LIMIT
PT1	The preservative for this test id does not match the required preservative in RT_HOLDING_TIME.
RDL1	EXCEEDS REQUIRED DETECTION LIMIT
RL1	ND > project limit
RO1	Other rad. issue
RPD1	LCS/LCSD
RPD2	LCS/LCSD_NON_DETECT
RPD3	MS/MSD
RPD4	MS/MSD_NON_DETECT
RPD5	Orig/Dup
RPD6	Orig/Dup_NON_DETECT
RPDF1	FIELD DUPLICATE
RPDF2	FIELD DUPLICATE NON_DETECT
RQ1	Rad. quantitation issue
RR1	Repeated result same method
RR2	Repeated result diff. method
RSD1	RSD exceeds CL for LCS sample
RSD2	RSD exceeds CL for MS sample
RSD3	RSD exceeds CL for Lab sample
RSD4	RSD exceeds CL for Field sample
RY1	Tracer or carrier
SD1	Serial dilution
SO1	High moisture
SO2	Wet weight
SP1	Preservation, temp
SP2	Preservation, pH
SP3	Preservation, headspace
SPR1	BLANK SPIKE > UCL
SPR10	EarthSoft.DQM.SpikeRecovery2
SPR11	EarthSoft.DQM.SpikeRecovery2
SPR12	EarthSoft.DQM.SpikeRecovery2
SPR2	INORGANIC SPIKE > UCL

DQM Reason Code	Description
SPR3	ORGANIC SPIKE > UCL
SPR4	LCL > BLANK > LOW_CUTOFF
SPR5	LCL > INORG > LOW_CUTOFF
SPR6	LCL > ORG > LOW_CUTOFF
SPR7	BLANK SPIKE < LOW_CUTOFF
SPR8	INORGANIC SPIKE < LOW_CUTOFF
SPR9	ORGANIC SPIKE < LOW_CUTOFF
SU	Surrogate outlier
SU1	Surrogate
SU2	Surrogate diluted out
SURR1	ASSO. DETECTS OF LCL > REC > LOW_CUTOFF
SURR10	EarthSoft.DQM.SurrogateRecovery
SURR11	EarthSoft.DQM.SurrogateRecovery
SURR12	EarthSoft.DQM.SurrogateRecovery
SURR2	ASSO. DETECTS OF REC < LOW_CUTOFF
SURR3	ASSO. DETECTS OF REC > UCL
SURR4	ASSO. NDS OF LCL > REC > LOW_CUTOFF
SURR5	ASSO. NDS OF REC < LOW_CUTOFF
SURR6	ASSO. NDS OF REC > UCL
SURR7	LCL > REC > LOW_CUTOFF
SURR8	REC < LOW_CUTOFF
SURR9	REC > UCL
TBC1	BLANK CONTAMINATION
TBC2	RESULT < BLANK * MULTIPLIER
TBC3	RESULT > BLANK * MULTIPLIER
TR	Trace Detection
TR1	Trace detection
TRA1	Tracer is outside of UCL or LCL
TRA2	Associated result of a tracer less than the LCL
TRA3	Associated detect result of a tracer greater than the UCL
VC1	Canister vacuum
VC2	Canister contamination
VSU1	INVALID SAMPLE UNIT TYPE
VSU2	MISSING SAMPLE UNIT TYPE
VSU3	NON-DEFAULT RESULT UNIT

Geosyntec consultants

180A Market Place Boulevard
Knoxville, TN 37922
PH 865.330.0037
www.geosyntec.com

Memorandum

Date: 11 December 2024

To: Whitney Law

From: Ashley Wilson

CC: Kristoffer Henderson

Subject: Stage 2A Data Validation - Level II Data Deliverables – Pace Analytical Services, LLC Project Numbers 92746297 and 92746293

SITE: Plant Hammond AP-2

INTRODUCTION

This report summarizes the findings of the Stage 2A data validation of twenty-two aqueous samples, three field duplicates, three field blanks and three equipment blanks, collected 5-6 and 8-10 August 2024, as part of the Plant Hammond sampling event.

The samples were analyzed at Pace Analytical Services, LLC, Greensburg, Pennsylvania, for the following analytical tests:

- Radium-226 by United States (US) Environmental Protection Agency (EPA) Method 9315
- Radium-228 by US EPA Method 9320
- Total Radium by Calculation

EXECUTIVE SUMMARY

Overall, based on this Stage 2A data validation covering the quality control (QC) parameters listed below and based on the information provided, the data as qualified are usable for supporting project objectives. The qualified data should be used within the limitations of the qualifications. If there are results with two or more different qualifications due to multiple QC failures, the final qualification is reconciled in the electronic data deliverable (EDD) with qualifications.

The data were reviewed based on the pertinent methods referenced in the laboratory reports, professional and technical judgment, and the following documents:

- US EPA Region IV Data Validation Standard Operating Procedures (US EPA Region IV, September 2011);
- USEPA National Functional Guidelines for Inorganic Superfund Methods Data Review, November 2020 (EPA 542-R-20-006); and

- American National Standard, Verification and Validation of Radiological Data for use in Waste Management and Environmental Remediation, February 15, 2012 (ANSI/ANS-41.5-2012).

The following samples were analyzed and reported in the laboratory reports:

Laboratory IDs	Client IDs
92746297001	HAM-HGWA-43D
92746297002	HAM-HGWA-44D
92746297003	HAM-UGRD-FD-01
92746297004	HAM-UGRD-EB-01
92746297005	HAM-UGRD-FB-01
92746297006	HAM-HGWA-1
92746297007	HAM-HGWA-2
92746297008	HAM-HGWA-3
92746293001	HAM-HGWA-4
92746293002	HAM-HGWA-5
92746293003	HAM-HGWA-6
92746293004	HAM-HGWA-42D
92746293005	HAM-HGWC-15
92746293006	HAM-HGWC-17
92746293007	HAM-HGWC-16
92746293008	HAM-HGWC-18

Laboratory IDs	Client IDs
92746293009	HAM-MW-21D
92746293010	HAM-MW-23D
92746293011	HAM-MW-33
92746293012	HAM-MW-35
92746293013	HAM-MW-51
92746293014	HAM-AP2-FD-01
92746293015	HAM-AP2-EB-01
92746293016	HAM-AP2-FB-01
92746293017	HAM-HGWC-14
92746293018	HAM-MW-22
92746293019	HAM-MW-34D
92746293020	HAM-MW-37D
92746293021	HAM-AP2-FD-02
92746293022	HAM-AP2-EB-02
92746293023	HAM-AP2-FB-02

The samples were received within 0-6 degrees Celsius (ºC). No sample preservation issues were noted by the laboratory.

1.0 RADIOCHEMISTRY

The samples were analyzed for radium-226 by US EPA method 9315, radium-228 by US EPA method 9320 and total radium by calculation.

The areas of data review are listed below. A leading check mark (✓) indicates an area of review in which the data were acceptable. A preceding crossed circle (⊗) signifies areas where issues were raised during the validation review and should be considered to determine any impact on data quality and usability.

⊗ Overall Assessment
✓ Holding Times
✓ Method Blank
✓ Matrix Spike/Matrix Spike Duplicate
✓ Laboratory Control Sample
✓ Laboratory Duplicate
✓ Tracers and Carriers

⊗ Equipment Blank
✓ Field Blank
✓ Field Duplicate
✓ Sensitivity
✓ Electronic Data Deliverables Review

1.1 Overall Assessment

The radium-226 and radium-228 data reported in this data set are considered usable for supporting project objectives. The results are considered valid; the analytical completeness defined as the ratio of the number of valid analytical results (valid analytical results include values qualified as estimated) to the total number of analytical results requested on samples submitted for this analysis, for this data set is 100%.

1.1.1 Analysis Anomaly

92746297: Total radium was reported at the minimum detectable concentration (MDC) for combined radium-226 and radium-228. Radium-226 was detected greater than the MDC in sample HAM-HGWA-44D and radium-228 was detected greater than the MDC in sample HAM-UGRD-EB-01. Since total radium is calculated from radium-226 and radium-228, and based on professional and technical judgment, the MDC reported total radium concentrations for these samples were reported with no qualifications.

92746293: Total radium was reported at the MDC for combined radium-226 and radium-228. Radium-228 was detected greater than the MDC in samples HAM-AP2-EB-01, HAM-HGWA-42D, HAM-MW-23D and HAM-MW-37D. Since total radium is calculated from radium-226 and radium-228, and based on professional and technical judgment, the MDC reported total radium concentrations for these samples were reported with no qualifications.

Sample	Analyte	Laboratory Result (pCi/L)	Laboratory Flag	Validation Result (pCi/L)	Validation Qualifier	Reason Code
HAM-HGWA-44D	Combined Radium 226 + 228	0.529	U	0.529	NA	RO1
HAM-UGRD-EB-01	Combined Radium 226 + 228	0.838	U	0.838	NA	RO1
HAM-AP2-EB-01	Combined Radium 226 + 228	1.00	U	1.00	NA	RO1
HAM-HGWA-42D	Combined Radium 226 + 228	0.917	U	0.917	NA	RO1
HAM-MW-23D	Combined Radium 226 + 228	0.965	U	0.965	NA	RO1

Sample	Analyte	Laboratory Result (pCi/L)	Laboratory Flag	Validation Result (pCi/L)	Validation Qualifier	Reason Code
HAM-MW-37D	Combined Radium 226 + 228	0.769	U	0.769	NA	RO1

pCi/L-picocuries per liter
U-not detected at or above the MDC
* Validation qualifiers are defined in Attachment 1 at the end of this report
**Reason codes are defined in Attachment 2 at the end of this report

1.2 Holding Times

The holding times for the radium-226 and radium-228 analyses of a water sample are 180 days from sample collection to analysis. The holding times were met for the sample analyses.

1.3 Method Blank

Method blanks were analyzed at the proper frequency for the number and types of samples analyzed (one per batch of 20 samples). Radium-226 and radium-228 were not detected in the method blanks at or above the MDCs.

1.4 Matrix Spike/Matrix Spike Duplicate (MS/MSD)

MS/MSD pairs were not reported with the data.

1.5 Laboratory Control Sample (LCS)

LCSs were analyzed at the proper frequency for the number and types of samples analyzed (one per batch of 20 samples). The recovery and replicate error ratio (RER) [1 sigma (1σ)] results were within the laboratory specified acceptance criteria.

1.6 Laboratory Duplicate

One sample set specific laboratory duplicate was reported for radium-226 using sample HAM-MW-51. The RERs were within the laboratory specified acceptance criteria.

Batch laboratory duplicates were reported for radium-226. Since these were batch QC, the results do not affect the samples in this data set and qualifications were not applied to the data.

1.7 Tracers and Carriers

Carriers were reported for the radium-226 and radium-228 analyses and a tracer was reported for the radium-228 analyses. The recovery results were within the laboratory specified acceptance criteria.

1.8 Equipment Blank

Three equipment blanks, HAM-UGRD-EB-01, HAM-AP2-EB-01 and HAM-AP2-EB-02, were collected with the sample set. Radium-226 and radium-228 were not detected in the equipment blank at or above the MDCs, with the following exceptions.

92746297: Radium-228 was detected at a concentration greater than the MDC in HAM-UGRD-EB-01. Since the mean difference (MD) between the samples and the blank results were less than 2 and the samples were less than ten times the blank concentration, the detected concentrations of radium-228 and combined radium 226 + 228 in samples HAM-HGWA-2 and HAM-UGRD-FD-01 were UJ qualified as sample not distinguishable from the blank.

92746293: Radium-228 was detected at a concentration greater than the MDC in HAM-AP2-EB-01. Since the MD between the samples and the blank results were less than 2 and the samples were less than ten times the blank concentration, the detected concentrations of radium-228 and combined radium 226 + 228 in sample HAM-AP2-FD-01 were J qualified as estimated and the radium-228 and combined radium 226 + 228 results for samples HAM-HGWC-18, HAM-HGWA-42D, HAM-MW-23D and HAM-MW-37D were UJ qualified as not distinguishable from the blank in those samples.

Sample	Analyte	Laboratory Result (pCi/L)	Laboratory Flag	Validation Result (pCi/L)	Validation Qualifier	Reason Code
HAM-HGWA-2	Radium 228	1.10	NA	1.10	UJ	BEH
HAM-HGWA-2	Combined Radium 226 + 228	1.27	NA	1.27	UJ	BEH
HAM-UGRD-FD-01	Radium-228	0.746	NA	0.746	UJ	BEH
HAM-UGRD-FD-01	Combined Radium 226 + 228	1.09	NA	1.09	UJ	BEH
HAM-AP2-FD-01	Radium-228	1.91	NA	1.91	J	BEH
HAM-AP2-FD-01	Combined Radium 226 + 228	2.21	NA	2.21	J	BEH
HAM-HGWA-42D	Radium-228	0.695	NA	0.695	UJ	BEH
HAM-HGWA-42D	Combined Radium 226 + 228	0.917	U	0.917	UJ	BEH
HAM-HGWC-18	Radium-228	0.858	NA	0.858	UJ	BEH
HAM-HGWC-18	Combined Radium 226 + 228	1.12	NA	1.12	UJ	BEH
HAM-MW-23D	Radium-228	0.922	NA	0.922	UJ	BEH
HAM-MW-23D	Combined Radium 226 + 228	0.965	U	0.965	UJ	BEH
HAM-MW-37D	Combined Radium 226 + 228	0.769	U	0.769	UJ	BEH

Sample	Analyte	Laboratory Result (pCi/L)	Laboratory Flag	Validation Result (pCi/L)	Validation Qualifier	Reason Code
HAM-MW-37D	Radium-228	0.685	NA	0.685	UJ	BEH

pCi/L-picocuries per liter
U-not detected at or above the MDC
NA-not applicable

1.9 Field Blank

Three field blanks, HAM-UGRD-FB-01, HAM-AP2-FB-01 and HAM-AP2-FB-02, were collected with the sample set. Radium-226 and radium-228 were not detected in the field blank at or above the MDCs.

1.10 Field Duplicate

Three field duplicate samples were collected with the sample set, HAM-UGRD-FD-01, HAM-AP2-FD-01 and HAM-AP2-FD-02. Acceptable precision (RER < 3) was demonstrated between the field duplicate and the original samples, HAM-HGWA-43D, HAM-HGWC-18 and HAM-MW-37D, respectively.

1.11 Sensitivity

The samples were reported to the MDCs. No elevated non-detect results were reported.

1.12 Electronic Data Deliverable Review

The results and sample IDs in the EDD were reviewed against the information provided by the associated level II report at a minimum of 20% as part of the data validation process. No discrepancies were identified between the level II report and the EDD.

---

* * * * *

ATTACHMENT 1
DATA VALIDATION QUALIFIER DEFINITIONS AND INTERPRETATION KEY
Assigned by Geosyntec's Data Validation Team

DATA QUALIFIER DEFINITIONS

U The analyte was analyzed for but was not detected above the reported sample quantitation limit. Upon application of the U qualifier to a reported result, the definition changes to "not detected at or above the reported result."

J The analyte was positively identified; the associated numerical value is the approximate concentration of the analyte in the sample.

J+ The analyte was positively identified; however, the associated numerical value is likely to be higher than the concentration of the analyte in the sample due to positive bias of associated QC or calibration data or attributable to matrix interference.

J- The analyte was positively identified; however, the associated numerical value is likely to be lower than the concentration of the analyte in the sample due to negative bias of associated QC or calibration data or attributable to matrix interference.

UJ The analyte was not detected above the reported sample quantitation limit. However, the reported quantitation limit is approximate and may or may not represent the actual limit of quantitation necessary to accurately and precisely measure the analyte in the sample.

R The sample results are rejected due to serious deficiencies in the ability to analyze the sample and meet quality control criteria. The presence or absence of the analyte cannot be verified.

ATTACHMENT 2
DATA VALIDATION REASON CODES
Assigned by Geosyntec's Data Validation Team

DQM Reason Code	Description
AB1	> Samples in batch
AB2	QC sample missing
AB3	Batch analysis time exceeded
BAH	Contamination detected in the Ambient Blank greater than or equal to the Quantitation Limit.
BAL	Contamination detected in the Ambient Blank less than the Quantitation Limit.
BC	Calibration blank contamination
BC1	assoc. result < RL
BC2	assoc. result > RL < mult.
BC3	assoc. result > RL > mult.
BEH	Contamination detected in the Equipment Blank greater than or equal to the Quantitation Limit.
BEL	Contamination detected in the Equipment Blank less than the Quantitation Limit.
BF	Field blank contamination
BF1	assoc. result < RL
BF2	assoc. result > RL < mult.
BF3	assoc. result > RL > mult.
BFH	Contamination detected in the Field Blank greater than or equal to the Quantitation Limit.
BFL	Contamination detected in the Field Blank less than the Quantitation Limit.
BL	Laboratory blank contamination
BL1	assoc. result < RL
BL2	assoc. result > RL < mult.

DQM Reason Code	Description
BL3	assoc. result > RL > mult.
BLH	Contamination detected in the Lab Blank greater than or equal to the Quantitation Limit.
BLL	Contamination detected in the Lab Blank less than the Quantitation Limit.
BT	Trip blank contamination
BT1	assoc. result < RL
BT2	assoc. result > RL < mult.
BT3	assoc. result > RL > mult.
BTH	Contamination detected in the Trip Blank greater than or equal to the Quantitation Limit.
BTL	Contamination detected in the Trip Blank less than the Quantitation Limit.
CA1	Column difference
CC1	CCV %D
CC2	CCV %R
CC3	CCV RRF
CI1	IC RSD
CI2	IC RRF
CR1	Calibration range
CV1	ICV or CCV %D
CV2	ICV or CCV %R
CV3	ICV CCV RRF
DF1	Dilution Factor > 1
DL	Dilution Factor > 1

DQM Reason Code	Description
DVT1	The Dissolved Result > Total Result and the absolute difference > the AD_MULTIPLIER_CL * Detection Limit
DVT2	The Dissolved Result > Total Result and the absolute difference > AD_MULTIPLIER_UCO * Detection Limit
DVT3	The Dissolved Result > Total Result and the relative percent difference (RPD) > RPD_CL
DVT4	The Dissolved Result > Total Result and the relative percent difference (RPD) > RPD_UCO
ER1	MDL=<RESULT<RL (INORGANIC)
ER2	MDL=<RESULT<RL (ORGANIC)
FBC1	BLANK CONTAMINATION
FBC2	RESULT < BLANK * MULTIPLIER
FBC3	RESULT > BLANK * MULTIPLIER
FD1	Field duplicate RPD
FD2	Field duplicate abs. diff.
GHT1	GROSS_QUALIFIER_HIT
GHT2	GROSS_QUALIFIER_NON_DETECT
HP1	Hydrocarbon pattern
HT1	Holding time samp. to preservation
HT2	Holding time samp. to analysis
HT3	Holding time gros. samp. to pres.
HT4	Holding time gros. samp. to analysis
IS1	Internal standard
LBC1	BLANK CONTAMINATION

DQM Reason Code	Description
LBC2	RESULT < BLANK * MULTIPLIER
LBC3	RESULT > BLANK * MULTIPLIER
LD1	Lab duplicate RPD
LD2	Lab duplicate abs. diff.
LS1	LS %R
LS2	LS RPD
MS1	MS %R
MS2	MS RPD
MS3	Parent >4x spike
MS4	Spike diluted out
NP1	Non-Preferred Result
NR1	NUMERIC RESULTS
OT1	Other quality issue
PS1	BETWEEN CONTROL AND WARNING LIMITS
PS2	INVALID
PS3	LESS THAN LOWER CONTROL LIMIT
PS4	LESS THAN LOWER WARNING LIMIT
PT1	The preservative for this test id does not match the required preservative in RT_HOLDING_TIME.
RDL1	EXCEEDS REQUIRED DETECTION LIMIT
RL1	ND > project limit
RO1	Other rad. issue
RPD1	LCS/LCSD
RPD2	LCS/LCSD_NON_DETECT
RPD3	MS/MSD
RPD4	MS/MSD_NON_DETECT

DQM Reason Code	Description
RPD5	Orig/Dup
RPD6	Orig/Dup_NON_DETECT
RPDF1	FIELD DUPLICATE
RPDF2	FIELD DUPLICATE NON_DETECT
RQ1	Rad. quantitation issue
RR1	Repeated result same method
RR2	Repeated result diff. method
RSD1	RSD exceeds CL for LCS sample
RSD2	RSD exceeds CL for MS sample
RSD3	RSD exceeds CL for Lab sample
RSD4	RSD exceeds CL for Field sample
RY1	Tracer or carrier
SD1	Serial dilution
SO1	High moisture
SO2	Wet weight
SP1	Preservation, temp
SP2	Preservation, pH
SP3	Preservation, headspace
SPR1	BLANK SPIKE > UCL
SPR10	EarthSoft.DQM.SpikeRecovery2
SPR11	EarthSoft.DQM.SpikeRecovery2
SPR12	EarthSoft.DQM.SpikeRecovery2
SPR2	INORGANIC SPIKE > UCL
SPR3	ORGANIC SPIKE > UCL
SPR4	LCL > BLANK > LOW_CUTOFF
SPR5	LCL > INORG > LOW_CUTOFF
SPR6	LCL > ORG > LOW_CUTOFF
SPR7	BLANK SPIKE < LOW_CUTOFF

DQM Reason Code	Description
SPR8	INORGANIC SPIKE < LOW_CUTOFF
SPR9	ORGANIC SPIKE < LOW_CUTOFF
SU	Surrogate outlier
SU1	Surrogate
SU2	Surrogate diluted out
SURR1	ASSO. DETECTS OF LCL > REC > LOW_CUTOFF
SURR10	EarthSoft.DQM.SurrogateRecovery
SURR11	EarthSoft.DQM.SurrogateRecovery
SURR12	EarthSoft.DQM.SurrogateRecovery
SURR2	ASSO. DETECTS OF REC < LOW_CUTOFF
SURR3	ASSO. DETECTS OF REC > UCL
SURR4	ASSO. NDS OF LCL > REC > LOW_CUTOFF
SURR5	ASSO. NDS OF REC < LOW_CUTOFF
SURR6	ASSO. NDS OF REC > UCL
SURR7	LCL > REC > LOW_CUTOFF
SURR8	REC < LOW_CUTOFF
SURR9	REC > UCL
TBC1	BLANK CONTAMINATION
TBC2	RESULT < BLANK * MULTIPLIER
TBC3	RESULT > BLANK * MULTIPLIER
TR	Trace Detection
TR1	Trace detection
TRA1	Tracer is outside of UCL or LCL
TRA2	Associated result of a tracer less than the LCL
TRA3	Associated detect result of a tracer greater than the UCL
VC1	Canister vacuum
VC2	Canister contamination

DQM Reason Code	Description
VSU1	INVALID SAMPLE UNIT TYPE
VSU2	MISSING SAMPLE UNIT TYPE

DQM Reason Code	Description
VSU3	NON-DEFAULT RESULT UNIT

AD-Absolute Difference
CCV-Continuous Calibration Verification
CL-Control Limit
%D-Percent Difference
IC-Initial Calibration
ICV-Initial Calibration Verification
INORG-Inorganic
LCL-Lower Control Limit
LCS-Laboratory Control Spike
LCSD-Laboratory Control Spike Duplicate
LS-Laboratory Spike
MDL-Method Detection Limit
MS-Matrix Spike
MSD-Matrix Spike Duplicate
ND-Not Detected
ORG-Organic
QC-Quality Control
%R-Percent Recovery
REC-Recovery
RL-Reporting Limit
RPD-Relative Percent Difference
RRF-Relative Response Factor
RSD-Relative Standard Deviation
UCL-Upper Control Limit
UCO-Upper Cut Off

FIELD SAMPLING REPORTS

February 2024

Low-Flow Test Report:

Test Date / Time: 2/13/2024 12:57:39 PM
Project: GP-Plant Hammond
Operator Name: Jamie Newsome

Location Name: HGWA-1 **Latitude: 34.256433919104055** **Longitude: -85.34424464226267** **Well Diameter: 2 in** **Casing Type: PVC** **Screen Length: 10 ft** **Top of Screen: 22.49 ft** **Total Depth: 32.49 ft** **Initial Depth to Water: 14.39ft**	**Pump Type: Bladder** **Tubing Type: Poly** **Pump Intake From TOC: 27.49 ft** **Estimated Total Volume Pumped: 34 liter** **Flow Cell Volume: 90 ml** **Final Flow Rate: 100 ml/min** **Final Draw Down: -0.56 ft**	**Instrument Used: Aqua TROLL 400** **Serial Number: 968202**

Test Notes:
Seven bottles; Full App III and IV and Major Ions

Weather Conditions:
Clear, 60 degrees F

Low-Flow Readings:

Date Time	Elapsed Time	pH	Temperature	Specific Conductivity	RDO Concentration	Turbidity	ORP	Depth to Water	Flow
		+/- 0.1	+/- 0.5	+/- 5 %	+/- 0.2	+/- 5	+/- 10	+/- 0.3	
2/13/2024 12:57 PM	00:00	7.07 pH	16.78 °C	645.62 µS/cm	7.46 mg/L	7.45 NTU	66.0 mV	14.38 ft	100.00 ml/min
2/13/2024 1:02 PM	05:00	7.07 pH	16.82 °C	651.00 µS/cm	7.48 mg/L	2.55 NTU	56.9 mV	14.38 ft	100.00 ml/min
2/13/2024 1:07 PM	10:00	7.06 pH	16.86 °C	650.81 µS/cm	6.98 mg/L	3.24 NTU	67.9 mV	14.38 ft	100.00 ml/min
2/13/2024 1:12 PM	15:00	7.07 pH	17.00 °C	647.36 µS/cm	6.59 mg/L	1.87 NTU	56.1 mV	14.83 ft	100.00 ml/min
2/13/2024 1:17 PM	20:00	7.06 pH	17.10 °C	652.83 µS/cm	3.39 mg/L	1.96 NTU	69.0 mV	14.83 ft	100.00 ml/min
2/13/2024 1:22 PM	25:00	7.07 pH	17.12 °C	650.24 µS/cm	1.65 mg/L	1.45 NTU	59.7 mV	14.83 ft	100.00 ml/min
2/13/2024 1:27 PM	30:00	7.06 pH	17.17 °C	651.15 µS/cm	6.15 mg/L	1.20 NTU	59.1 mV	14.92 ft	100.00 ml/min
2/13/2024 1:32 PM	35:00	7.06 pH	17.16 °C	650.80 µS/cm	6.37 mg/L	1.40 NTU	59.3 mV	14.92 ft	100.00 ml/min
2/13/2024 1:37 PM	40:00	7.05 pH	16.99 °C	648.49 µS/cm	6.29 mg/L	1.71 NTU	74.7 mV	14.95 ft	100.00 ml/min
2/13/2024 1:42 PM	45:00	7.07 pH	16.91 °C	649.61 µS/cm	6.11 mg/L	1.47 NTU	72.5 mV	14.95 ft	100.00 ml/min
2/13/2024 1:47 PM	50:00	7.05 pH	16.75 °C	651.68 µS/cm	5.83 mg/L	1.12 NTU	75.0 mV	14.95 ft	100.00 ml/min
2/13/2024 1:52 PM	55:00	7.06 pH	16.91 °C	646.34 µS/cm	5.57 mg/L	1.81 NTU	72.1 mV	14.95 ft	100.00 ml/min

2/13/2024 1:57 PM	01:00:00	7.04 pH	16.91 °C	649.15 µS/cm	5.23 mg/L	1.08 NTU	74.8 mV	14.95 ft	100.00 ml/min
2/13/2024 2:02 PM	01:05:00	7.06 pH	16.76 °C	650.75 µS/cm	5.24 mg/L	1.71 NTU	73.4 mV	14.95 ft	100.00 ml/min
2/13/2024 2:07 PM	01:10:00	7.05 pH	16.78 °C	648.87 µS/cm	6.98 mg/L	1.39 NTU	70.8 mV	14.95 ft	100.00 ml/min
2/13/2024 2:12 PM	01:15:00	7.04 pH	16.90 °C	648.63 µS/cm	7.14 mg/L	1.15 NTU	69.5 mV	14.95 ft	100.00 ml/min
2/13/2024 2:17 PM	01:20:00	7.06 pH	16.69 °C	647.19 µS/cm	6.93 mg/L	0.99 NTU	66.1 mV	14.95 ft	100.00 ml/min
2/13/2024 2:22 PM	01:25:00	7.04 pH	16.77 °C	648.84 µS/cm	6.64 mg/L	1.03 NTU	64.6 mV	14.95 ft	100.00 ml/min
2/13/2024 2:27 PM	01:30:00	7.05 pH	16.91 °C	647.38 µS/cm	6.36 mg/L	1.11 NTU	63.3 mV	14.95 ft	100.00 ml/min
2/13/2024 2:32 PM	01:35:00	7.05 pH	16.82 °C	644.57 µS/cm	6.06 mg/L	1.59 NTU	63.8 mV	14.95 ft	100.00 ml/min
2/13/2024 2:37 PM	01:40:00	7.06 pH	16.91 °C	647.70 µS/cm	6.32 mg/L	1.11 NTU	62.3 mV	14.95 ft	100.00 ml/min
2/13/2024 2:42 PM	01:45:00	7.06 pH	16.70 °C	649.51 µS/cm	6.08 mg/L	0.95 NTU	49.6 mV	14.95 ft	100.00 ml/min
2/13/2024 2:47 PM	01:50:00	7.07 pH	16.71 °C	647.00 µS/cm	6.01 mg/L	1.04 NTU	57.5 mV	14.95 ft	100.00 ml/min
2/13/2024 2:52 PM	01:55:00	7.05 pH	17.00 °C	637.29 µS/cm	5.61 mg/L	1.07 NTU	55.5 mV	14.95 ft	100.00 ml/min
2/13/2024 2:57 PM	02:00:00	7.05 pH	17.30 °C	639.30 µS/cm	5.33 mg/L	0.83 NTU	51.7 mV	14.95 ft	100.00 ml/min
2/13/2024 3:02 PM	02:05:00	7.04 pH	17.40 °C	634.47 µS/cm	5.07 mg/L	0.84 NTU	50.1 mV	14.95 ft	100.00 ml/min
2/13/2024 3:07 PM	02:10:00	7.05 pH	17.75 °C	636.34 µS/cm	4.79 mg/L	0.90 NTU	48.4 mV	14.95 ft	100.00 ml/min
2/13/2024 3:12 PM	02:15:00	7.05 pH	17.65 °C	639.95 µS/cm	4.51 mg/L	0.75 NTU	49.5 mV	14.95 ft	100.00 ml/min
2/13/2024 3:17 PM	02:20:00	7.04 pH	17.76 °C	639.72 µS/cm	4.22 mg/L	1.11 NTU	50.3 mV	14.95 ft	100.00 ml/min
2/13/2024 3:22 PM	02:25:00	7.04 pH	18.07 °C	636.83 µS/cm	3.95 mg/L	0.81 NTU	47.4 mV	14.95 ft	100.00 ml/min
2/13/2024 3:27 PM	02:30:00	7.05 pH	17.98 °C	635.30 µS/cm	3.75 mg/L	1.15 NTU	46.3 mV	14.95 ft	100.00 ml/min
2/13/2024 3:32 PM	02:35:00	7.04 pH	17.94 °C	635.55 µS/cm	3.56 mg/L	0.93 NTU	39.4 mV	14.95 ft	100.00 ml/min
2/13/2024 3:37 PM	02:40:00	7.04 pH	17.90 °C	635.73 µS/cm	3.35 mg/L	0.97 NTU	47.2 mV	14.95 ft	100.00 ml/min
2/13/2024 3:42 PM	02:45:00	7.04 pH	18.04 °C	634.90 µS/cm	3.14 mg/L	0.94 NTU	45.9 mV	14.95 ft	100.00 ml/min
2/13/2024 3:47 PM	02:50:00	7.04 pH	17.98 °C	637.31 µS/cm	1.91 mg/L	0.79 NTU	44.8 mV	14.95 ft	100.00 ml/min
2/13/2024 3:52 PM	02:55:00	6.78 pH	18.03 °C	634.61 µS/cm	1.79 mg/L	1.00 NTU	43.8 mV	14.95 ft	100.00 ml/min
2/13/2024 3:57 PM	03:00:00	7.05 pH	17.50 °C	639.26 µS/cm	3.71 mg/L	0.89 NTU	37.1 mV	14.95 ft	100.00 ml/min
2/13/2024 4:02 PM	03:05:00	7.04 pH	17.48 °C	642.22 µS/cm	5.18 mg/L	0.96 NTU	37.2 mV	14.95 ft	100.00 ml/min
2/13/2024 4:07 PM	03:10:00	7.04 pH	17.37 °C	642.20 µS/cm	1.76 mg/L	0.84 NTU	38.4 mV	14.95 ft	100.00 ml/min
2/13/2024 4:12 PM	03:15:00	7.05 pH	17.36 °C	650.99 µS/cm	2.87 mg/L	1.10 NTU	35.0 mV	14.95 ft	100.00 ml/min
2/13/2024 4:17 PM	03:20:00	7.05 pH	17.13 °C	644.47 µS/cm	2.75 mg/L	0.84 NTU	35.5 mV	14.95 ft	100.00 ml/min

2/13/2024 4:22 PM	03:25:00	7.06 pH	17.00 °C	642.12 µS/cm	2.37 mg/L	0.98 NTU	36.3 mV	14.95 ft	100.00 ml/min
2/13/2024 4:27 PM	03:30:00	7.04 pH	17.02 °C	641.14 µS/cm	2.71 mg/L	0.63 NTU	30.7 mV	14.95 ft	100.00 ml/min
2/13/2024 4:32 PM	03:35:00	7.04 pH	17.27 °C	665.65 µS/cm	2.66 mg/L	0.89 NTU	30.1 mV	14.95 ft	100.00 ml/min
2/13/2024 4:37 PM	03:40:00	7.05 pH	17.00 °C	642.56 µS/cm	1.98 mg/L	0.96 NTU	27.9 mV	14.95 ft	100.00 ml/min
2/13/2024 4:42 PM	03:45:00	7.12 pH	16.77 °C	642.67 µS/cm	3.20 mg/L	1.09 NTU	30.0 mV	14.95 ft	100.00 ml/min
2/13/2024 4:47 PM	03:50:00	7.02 pH	16.77 °C	639.12 µS/cm	4.50 mg/L	0.79 NTU	28.4 mV	14.95 ft	100.00 ml/min
2/13/2024 4:52 PM	03:55:00	7.06 pH	16.77 °C	639.65 µS/cm	3.87 mg/L	0.93 NTU	24.9 mV	14.95 ft	100.00 ml/min
2/13/2024 4:57 PM	04:00:00	7.04 pH	16.79 °C	642.52 µS/cm	2.28 mg/L	0.78 NTU	25.2 mV	14.95 ft	100.00 ml/min
2/13/2024 5:02 PM	04:05:00	7.06 pH	16.80 °C	640.68 µS/cm	4.50 mg/L	0.77 NTU	21.3 mV	14.95 ft	100.00 ml/min
2/13/2024 5:07 PM	04:10:00	7.06 pH	16.75 °C	641.64 µS/cm	3.33 mg/L	0.81 NTU	21.2 mV	14.95 ft	100.00 ml/min
2/13/2024 5:12 PM	04:15:00	7.05 pH	16.64 °C	640.72 µS/cm	4.07 mg/L	0.77 NTU	22.7 mV	14.95 ft	100.00 ml/min
2/13/2024 5:17 PM	04:20:00	6.97 pH	16.64 °C	640.14 µS/cm	2.18 mg/L	1.17 NTU	22.5 mV	14.95 ft	100.00 ml/min
2/13/2024 5:22 PM	04:25:00	7.05 pH	16.56 °C	641.60 µS/cm	4.42 mg/L	0.75 NTU	21.5 mV	14.95 ft	100.00 ml/min
2/13/2024 5:27 PM	04:30:00	7.06 pH	16.57 °C	639.39 µS/cm	2.11 mg/L	0.81 NTU	21.4 mV	14.95 ft	100.00 ml/min
2/13/2024 5:32 PM	04:35:00	7.08 pH	16.51 °C	639.12 µS/cm	2.35 mg/L	1.75 NTU	21.0 mV	14.95 ft	100.00 ml/min
2/13/2024 5:37 PM	04:40:00	6.93 pH	16.42 °C	641.67 µS/cm	1.50 mg/L	1.97 NTU	22.4 mV	14.95 ft	100.00 ml/min
2/13/2024 5:42 PM	04:45:00	7.19 pH	16.52 °C	639.45 µS/cm	1.87 mg/L	2.14 NTU	22.9 mV	14.95 ft	100.00 ml/min
2/13/2024 5:47 PM	04:50:00	7.07 pH	16.48 °C	640.83 µS/cm	1.25 mg/L	1.52 NTU	21.9 mV	14.95 ft	100.00 ml/min
2/13/2024 5:52 PM	04:55:00	7.01 pH	16.46 °C	638.32 µS/cm	1.31 mg/L	1.16 NTU	22.5 mV	14.95 ft	100.00 ml/min
2/13/2024 5:57 PM	05:00:00	7.09 pH	16.45 °C	639.79 µS/cm	4.06 mg/L	1.38 NTU	21.5 mV	14.95 ft	100.00 ml/min
2/13/2024 6:02 PM	05:05:00	6.79 pH	16.38 °C	638.49 µS/cm	1.17 mg/L	1.16 NTU	22.6 mV	14.95 ft	100.00 ml/min
2/13/2024 6:07 PM	05:10:00	7.00 pH	16.36 °C	634.24 µS/cm	1.08 mg/L	1.14 NTU	20.9 mV	14.95 ft	100.00 ml/min
2/13/2024 6:12 PM	05:15:00	7.06 pH	16.34 °C	637.11 µS/cm	3.94 mg/L	0.82 NTU	18.2 mV	14.95 ft	100.00 ml/min
2/13/2024 6:17 PM	05:20:00	7.02 pH	16.30 °C	631.22 µS/cm	2.04 mg/L	0.86 NTU	18.5 mV	14.95 ft	100.00 ml/min
2/13/2024 6:22 PM	05:25:00	7.06 pH	16.29 °C	637.40 µS/cm	2.21 mg/L	1.07 NTU	19.1 mV	14.95 ft	100.00 ml/min
2/13/2024 6:27 PM	05:30:00	7.06 pH	16.24 °C	635.47 µS/cm	1.16 mg/L	0.81 NTU	18.1 mV	14.95 ft	100.00 ml/min
2/13/2024 6:32 PM	05:35:00	6.97 pH	16.25 °C	635.47 µS/cm	1.10 mg/L	1.17 NTU	18.1 mV	14.95 ft	100.00 ml/min
2/13/2024 6:37 PM	05:40:00	7.06 pH	16.22 °C	635.33 µS/cm	1.14 mg/L	1.01 NTU	15.2 mV	14.95 ft	100.00 ml/min

Samples

Sample ID:	Description:
HAM-HGWA-1	Grab.

Low-Flow Test Report:

Test Date / Time: 2/13/2024 2:30:03 PM
Project: GP-Plant Hammond
Operator Name: Connor Cain

Location Name: HGWA-2 **Latitude: 34.254757245103136** **Longitude: -85.34727017403146** **Well Diameter: 2 in** **Casing Type: PVC** **Screen Length: 10 ft** **Top of Screen: 17.95 ft** **Total Depth: 27.95 ft** **Initial Depth to Water: 14.06 ft**	**Pump Type: Bladder** **Tubing Type: Poly** **Pump Intake From TOC: 39.51 m** **Estimated Total Volume Pumped: 11 liter** **Flow Cell Volume: 90 ml** **Final Flow Rate: 200 ml/min** **Final Draw Down: 0.04 ft**	**Instrument Used: Aqua TROLL 400** **Serial Number: 850767**

Test Notes:
Seven bottles; Full App III and IV and Major Ions

Weather Conditions:
Sunny, 54F

Low-Flow Readings:

Date Time	Elapsed Time	pH	Temperature	Specific Conductivity	RDO Concentration	Turbidity	ORP	Depth to Water	Flow
		+/- 0.1	+/- 0.5	+/- 5 %	+/- 0.2	+/- 5	+/- 10	+/- 0.3	
2/13/2024 2:30 PM	00:00	6.04 pH	17.92 °C	338.75 µS/cm	4.68 mg/L	46.30 NTU	80.4 mV	14.10 ft	200.00 ml/min
2/13/2024 2:35 PM	05:00	5.82 pH	17.64 °C	332.00 µS/cm	3.58 mg/L	25.30 NTU	56.1 mV	14.10 ft	200.00 ml/min
2/13/2024 2:40 PM	10:00	5.74 pH	17.64 °C	328.43 µS/cm	2.96 mg/L	17.40 NTU	44.4 mV	14.10 ft	200.00 ml/min
2/13/2024 2:45 PM	15:00	5.67 pH	17.61 °C	322.15 µS/cm	2.56 mg/L	11.00 NTU	36.8 mV	14.10 ft	200.00 ml/min
2/13/2024 2:50 PM	20:00	5.63 pH	17.63 °C	319.57 µS/cm	2.30 mg/L	7.97 NTU	31.6 mV	14.10 ft	200.00 ml/min
2/13/2024 2:55 PM	25:00	5.58 pH	17.62 °C	314.11 µS/cm	2.05 mg/L	5.86 NTU	27.1 mV	14.10 ft	200.00 ml/min
2/13/2024 3:00 PM	30:00	5.57 pH	17.32 °C	317.69 µS/cm	1.89 mg/L	5.22 NTU	23.5 mV	14.10 ft	200.00 ml/min
2/13/2024 3:05 PM	35:00	5.54 pH	17.11 °C	315.93 µS/cm	1.74 mg/L	4.75 NTU	21.2 mV	14.10 ft	200.00 ml/min
2/13/2024 3:10 PM	40:00	5.54 pH	17.08 °C	315.34 µS/cm	1.63 mg/L	3.61 NTU	19.1 mV	14.10 ft	200.00 ml/min
2/13/2024 3:15 PM	45:00	5.51 pH	17.00 °C	314.34 µS/cm	1.51 mg/L	3.43 NTU	17.5 mV	14.10 ft	200.00 ml/min
2/13/2024 3:20 PM	50:00	5.50 pH	16.93 °C	312.68 µS/cm	1.43 mg/L	2.99 NTU	14.9 mV	14.10 ft	200.00 ml/min
2/13/2024 3:25 PM	55:00	5.49 pH	16.92 °C	310.63 µS/cm	1.31 mg/L	2.81 NTU	13.2 mV	14.10 ft	200.00 ml/min

Samples

Sample ID:	Description:
HAM-HGWA-2	Grab

Low-Flow Test Report:

Test Date / Time: 2/13/2024 1:23:04 PM
Project: GP-Plant Hammond
Operator Name: Connor Cain

Location Name: HGWA-3 **Latitude: 34.254616722496465** **Longitude: -85.34735751346251** **Well Diameter: 2 in** **Casing Type: PVC** **Screen Length: 10 ft** **Top of Screen: 34.51 ft** **Total Depth: 44.51 ft** **Initial Depth to Water: 13.6 ft**	**Pump Type: Bladder** **Tubing Type: Poly** **Pump Intake From TOC: 39.51 ft** **Estimated Total Volume Pumped: 6 liter** **Flow Cell Volume: 90 ml** **Final Flow Rate: 200 ml/min** **Final Draw Down: 0.02 ft**	**Instrument Used: Aqua TROLL 400** **Serial Number: 850767**

Test Notes:
Seven bottles; Full App III and IV and Major Ions

Weather Conditions:
Sunny, 53 degrees F

Low-Flow Readings:

Date Time	Elapsed Time	pH	Temperature	Specific Conductivity	RDO Concentration	Turbidity	ORP	Depth to Water	Flow
		+/- 0.1	+/- 0.5	+/- 5 %	+/- 0.2	+/- 5	+/- 10	+/- 0.3	
2/13/2024 1:23 PM	00:00	6.96 pH	17.66 °C	449.93 µS/cm	1.66 mg/L	21.10 NTU	-75.7 mV	13.62 ft	200.00 ml/min
2/13/2024 1:28 PM	05:00	7.19 pH	17.40 °C	451.07 µS/cm	0.93 mg/L	11.70 NTU	-74.7 mV	13.62 ft	200.00 ml/min
2/13/2024 1:33 PM	10:00	7.27 pH	17.32 °C	451.62 µS/cm	0.47 mg/L	10.10 NTU	-105.8 mV	13.62 ft	200.00 ml/min
2/13/2024 1:38 PM	15:00	7.30 pH	17.35 °C	450.04 µS/cm	0.27 mg/L	8.47 NTU	-81.3 mV	13.62 ft	200.00 ml/min
2/13/2024 1:43 PM	20:00	7.32 pH	17.39 °C	453.96 µS/cm	0.19 mg/L	5.08 NTU	-82.2 mV	13.62 ft	200.00 ml/min
2/13/2024 1:48 PM	25:00	7.33 pH	17.39 °C	453.08 µS/cm	0.15 mg/L	5.17 NTU	-82.4 mV	13.62 ft	200.00 ml/min
2/13/2024 1:53 PM	30:00	7.35 pH	17.32 °C	452.11 µS/cm	0.13 mg/L	2.93 NTU	-82.6 mV	13.62 ft	200.00 ml/min

Samples

Sample ID:	Description:
HAM-HGWA-3	Grab.

Low-Flow Test Report:

Test Date / Time: 2/13/2024 4:15:14 PM
Project: GP-Plant Hammond
Operator Name: Connor Cain

Location Name: HGWA-4 **Latitude: 34.254978527346864** **Longitude: -85.34872476950785** **Well Diameter: 2 in** **Casing Type: PVC** **Screen Length: 10 ft** **Top of Screen: 15.76 ft** **Total Depth: 25.76 ft** **Initial Depth to Water: 7.38 ft**	**Pump Type: Bladder** **Tubing Type: Poly** **Pump Intake From TOC: 20.76 m** **Estimated Total Volume Pumped: 6 liter** **Flow Cell Volume: 90 ml** **Final Flow Rate: 200 ml/min** **Final Draw Down: 0.4 ft**	**Instrument Used: Aqua TROLL 400** **Serial Number: 850767**

Test Notes:
Seven bottles; Full App III and IV and Major Ions

Weather Conditions:
Sunny, 54

Low-Flow Readings:

Date Time	Elapsed Time	pH	Temperature	Specific Conductivity	RDO Concentration	Turbidity	ORP	Depth to Water	Flow
		+/- 0.1	+/- 0.5	+/- 5 %	+/- 0.2	+/- 5	+/- 10	+/- 0.3	
2/13/2024 4:15 PM	00:00	6.15 pH	15.46 °C	245.84 µS/cm	8.55 mg/L	6.91 NTU	15.9 mV	7.75 ft	200.00 ml/min
2/13/2024 4:20 PM	05:00	6.06 pH	15.17 °C	247.61 µS/cm	8.49 mg/L	7.43 NTU	19.2 mV	7.75 ft	200.00 ml/min
2/13/2024 4:25 PM	10:00	6.01 pH	15.18 °C	247.79 µS/cm	8.44 mg/L	7.81 NTU	21.2 mV	7.78 ft	200.00 ml/min
2/13/2024 4:30 PM	15:00	5.99 pH	15.17 °C	246.86 µS/cm	8.42 mg/L	6.29 NTU	29.4 mV	7.78 ft	200.00 ml/min
2/13/2024 4:35 PM	20:00	5.98 pH	15.17 °C	246.32 µS/cm	8.40 mg/L	5.74 NTU	30.6 mV	7.78 ft	200.00 ml/min
2/13/2024 4:40 PM	25:00	5.98 pH	15.08 °C	247.14 µS/cm	8.37 mg/L	5.05 NTU	23.5 mV	7.78 ft	200.00 ml/min
2/13/2024 4:45 PM	30:00	5.98 pH	15.11 °C	246.70 µS/cm	8.34 mg/L	4.89 NTU	24.1 mV	7.78 ft	200.00 ml/min

Samples

Sample ID:	Description:
HAM-HGWA-4	Grab

Low-Flow Test Report:

Test Date / Time: 2/13/2024 2:53:47 PM
Project: GP-Plant Hammond
Operator Name: Thomas Kessler

Location Name: HGWA-5 **Well Diameter: 2 in** **Casing Type: PVC** **Screen Length: 10 ft** **Top of Screen: 18.72 ft** **Total Depth: 28.72 ft** **Initial Depth to Water: 5.51 ft**	**Pump Type: Bladder** **Tubing Type: Poly** **Pump Intake From TOC: 23.72 ft** **Estimated Total Volume Pumped: 12 liter** **Flow Cell Volume: 90 ml** **Final Flow Rate: 100 ml/min** **Final Draw Down: 0.49 ft**	**Instrument Used: Aqua TROLL 400** **Serial Number: 883530**

Test Notes:
Seven bottles; Full App III and IV and Major Ions

Weather Conditions:
Clear, 66 degrees F

Low-Flow Readings:

Date Time	Elapsed Time	pH	Temperature	Specific Conductivity	RDO Concentration	Turbidity	ORP	Depth to Water	Flow
		+/- 0.1	+/- 0.5	+/- 5 %	+/- 0.2	+/- 5	+/- 10	+/- 0.3	
2/13/2024 2:53 PM	00:00	6.94 pH	18.52 °C	156.68 µS/cm	3.87 mg/L	27.80 NTU	76.1 mV	5.75 ft	100.00 ml/min
2/13/2024 2:58 PM	05:00	6.46 pH	17.55 °C	133.01 µS/cm	1.21 mg/L	25.20 NTU	142.7 mV	5.85 ft	100.00 ml/min
2/13/2024 3:03 PM	10:00	6.39 pH	17.52 °C	163.30 µS/cm	0.89 mg/L	13.70 NTU	79.6 mV	5.95 ft	100.00 ml/min
2/13/2024 3:08 PM	15:00	6.43 pH	17.59 °C	184.03 µS/cm	0.65 mg/L	10.90 NTU	68.2 mV	6.00 ft	100.00 ml/min
2/13/2024 3:13 PM	20:00	6.47 pH	17.73 °C	195.55 µS/cm	0.50 mg/L	15.10 NTU	71.2 mV	6.00 ft	100.00 ml/min
2/13/2024 3:18 PM	25:00	6.52 pH	17.46 °C	207.56 µS/cm	0.41 mg/L	17.40 NTU	65.8 mV	6.00 ft	100.00 ml/min
2/13/2024 3:23 PM	30:00	6.55 pH	17.42 °C	219.39 µS/cm	0.40 mg/L	16.90 NTU	54.1 mV	6.00 ft	100.00 ml/min
2/13/2024 3:28 PM	35:00	6.57 pH	17.51 °C	222.30 µS/cm	0.36 mg/L	15.80 NTU	54.3 mV	6.00 ft	100.00 ml/min
2/13/2024 3:33 PM	40:00	6.57 pH	17.55 °C	222.16 µS/cm	0.36 mg/L	17.60 NTU	54.4 mV	6.00 ft	100.00 ml/min
2/13/2024 3:38 PM	45:00	6.59 pH	17.44 °C	225.56 µS/cm	0.32 mg/L	18.00 NTU	50.5 mV	6.00 ft	100.00 ml/min
2/13/2024 3:43 PM	50:00	6.60 pH	17.55 °C	228.23 µS/cm	0.28 mg/L	19.70 NTU	48.0 mV	6.00 ft	100.00 ml/min
2/13/2024 3:48 PM	55:00	6.60 pH	17.42 °C	226.89 µS/cm	0.26 mg/L	16.80 NTU	50.6 mV	6.00 ft	100.00 ml/min
2/13/2024 3:53 PM	01:00:00	6.61 pH	17.41 °C	230.38 µS/cm	0.22 mg/L	12.90 NTU	46.1 mV	6.00 ft	100.00 ml/min

2/13/2024 3:58 PM	01:05:00	6.61 pH	17.37 °C	228.42 µS/cm	0.23 mg/L	10.00 NTU	48.5 mV	6.00 ft	100.00 ml/min
2/13/2024 4:03 PM	01:10:00	6.61 pH	17.20 °C	229.88 µS/cm	0.19 mg/L	10.90 NTU	47.5 mV	6.00 ft	100.00 ml/min
2/13/2024 4:08 PM	01:15:00	6.61 pH	17.31 °C	230.76 µS/cm	0.17 mg/L	11.00 NTU	44.8 mV	6.00 ft	100.00 ml/min
2/13/2024 4:13 PM	01:20:00	6.63 pH	17.35 °C	231.08 µS/cm	0.29 mg/L	9.80 NTU	43.8 mV	6.00 ft	100.00 ml/min
2/13/2024 4:18 PM	01:25:00	6.64 pH	17.42 °C	235.42 µS/cm	0.18 mg/L	11.00 NTU	40.3 mV	6.00 ft	100.00 ml/min
2/13/2024 4:23 PM	01:30:00	6.64 pH	17.46 °C	234.60 µS/cm	0.16 mg/L	9.50 NTU	41.6 mV	6.00 ft	100.00 ml/min
2/13/2024 4:28 PM	01:35:00	6.64 pH	17.32 °C	232.68 µS/cm	0.16 mg/L	13.80 NTU	46.8 mV	6.00 ft	100.00 ml/min
2/13/2024 4:33 PM	01:40:00	6.65 pH	17.23 °C	234.05 µS/cm	0.16 mg/L	12.00 NTU	45.4 mV	6.00 ft	100.00 ml/min
2/13/2024 4:38 PM	01:45:00	6.67 pH	17.04 °C	233.04 µS/cm	0.17 mg/L	7.00 NTU	45.2 mV	6.00 ft	100.00 ml/min
2/13/2024 4:43 PM	01:50:00	6.65 pH	17.12 °C	235.32 µS/cm	0.18 mg/L	6.5 NTU	40.1 mV	6.00 ft	100.00 ml/min
2/13/2024 4:48 PM	01:55:00	6.66 pH	16.92 °C	230.23 µS/cm	0.18 mg/L	9.81 NTU	43.9 mV	6.00 ft	100.00 ml/min

Samples

Sample ID:	Description:
HAM-HGWA-5	Grab.

Low-Flow Test Report:

Test Date / Time: 2/13/2024 5:29:54 PM
Project: GP-Plant Hammond
Operator Name: Thomas Kessler

Location Name: HGWA-6 **Well Diameter: 2 in** **Casing Type: PVC** **Screen Length: 10 ft** **Top of Screen: 39.66 ft** **Total Depth: 49.66 ft** **Initial Depth to Water: 5.45 ft**	**Pump Type: Bladder** **Tubing Type: Poly** **Pump Intake From TOC: 44.66 ft** **Estimated Total Volume Pumped: 9.2 liter** **Flow Cell Volume: 90 ml** **Final Flow Rate: 200 ml/min** **Final Draw Down: 0.45 ft**	**Instrument Used: Aqua TROLL 400** **Serial Number: 883530**

Test Notes:
Seven bottles; Full App III and IV and Major Ions

Weather Conditions:
Clear, 60 degrees F

Low-Flow Readings:

Date Time	Elapsed Time	pH	Temperature	Specific Conductivity	RDO Concentration	Turbidity	ORP	Depth to Water	Flow
		+/- 0.1	+/- 0.5	+/- 5 %	+/- 0.2	+/- 5	+/- 10	+/- 5	
2/13/2024 5:29 PM	00:00	6.95 pH	17.49 °C	359.49 µS/cm	4.87 mg/L	8.19 NTU	4.9 mV	5.90 ft	200.00 ml/min
2/13/2024 5:31 PM	01:38	7.20 pH	16.61 °C	371.65 µS/cm	4.01 mg/L	8.19 NTU	-57.9 mV	5.90 ft	200.00 ml/min
2/13/2024 5:36 PM	06:38	7.44 pH	16.27 °C	371.04 µS/cm	1.23 mg/L	3.01 NTU	-89.3 mV	5.90 ft	200.00 ml/min
2/13/2024 5:41 PM	11:38	7.51 pH	16.29 °C	371.04 µS/cm	1.64 mg/L	4.10 NTU	-88.7 mV	5.90 ft	200.00 ml/min
2/13/2024 5:46 PM	16:38	7.55 pH	16.34 °C	356.11 µS/cm	1.32 mg/L	2.90 NTU	-99.6 mV	5.90 ft	200.00 ml/min
2/13/2024 5:51 PM	21:38	7.57 pH	16.39 °C	371.07 µS/cm	1.30 mg/L	1.80 NTU	-104.0 mV	5.90 ft	200.00 ml/min
2/13/2024 5:56 PM	26:38	7.58 pH	16.25 °C	371.00 µS/cm	1.03 mg/L	1.75 NTU	-105.5 mV	5.90 ft	200.00 ml/min
2/13/2024 6:01 PM	31:38	7.59 pH	16.25 °C	371.71 µS/cm	0.43 mg/L	2.11 NTU	-107.5 mV	5.90 ft	200.00 ml/min
2/13/2024 6:06 PM	36:38	7.59 pH	16.23 °C	371.37 µS/cm	0.32 mg/L	2.90 NTU	-108.3 mV	5.90 ft	200.00 ml/min
2/13/2024 6:11 PM	41:38	7.59 pH	16.20 °C	371.47 µS/cm	0.29 mg/L	1.81 NTU	-108.9 mV	5.90 ft	200.00 ml/min

Samples

Sample ID:	Description:

HAM-HGWA-6	Grab.

Created using VuSitu from In-Situ, Inc.

Low-Flow Test Report:

Test Date / Time: 2/13/2024 5:40:05 PM
Project: GP-Plant Hammond
Operator Name: Connor Cain

Location Name: HGWA-42D **Latitude: 34.25341710451455** **Longitude: -85.35186161295077** **Well Diameter: 2 in** **Casing Type: PVC** **Screen Length: 10 ft** **Top of Screen: 58.03 ft** **Total Depth: 68.03 ft** **Initial Depth to Water: 5.52 ft**	**Pump Type: Bladder** **Tubing Type: Poly** **Pump Intake From TOC: 63.03 ft** **Estimated Total Volume Pumped: 7 liter** **Flow Cell Volume: 90 ml** **Final Flow Rate: 200 ml/min** **Final Draw Down: 4.74 ft**	**Instrument Used: Aqua TROLL 400** **Serial Number: 850767**

Test Notes:
Seven bottles; Full App III and IV and Major Ions

Weather Conditions:
Sunny, 52 degrees F

Low-Flow Readings:

Date Time	Elapsed Time	pH	Temperature	Specific Conductivity	RDO Concentration	Turbidity	ORP	Depth to Water	Flow
		+/- 0.1	+/- 0.5	+/- 5 %	+/- 0.2	+/- 5	+/- 10	+/- 0.3	
2/13/2024 5:40 PM	00:00	7.15 pH	17.01 °C	320.76 µS/cm	0.61 mg/L	113.00 NTU	-122.1 mV	9.80 ft	200.00 ml/min
2/13/2024 5:45 PM	05:00	7.37 pH	16.94 °C	322.12 µS/cm	0.42 mg/L	77.80 NTU	-151.8 mV	10.02 ft	200.00 ml/min
2/13/2024 5:50 PM	10:00	7.51 pH	16.97 °C	320.91 µS/cm	0.34 mg/L	15.50 NTU	-116.9 mV	10.24 ft	200.00 ml/min
2/13/2024 5:55 PM	15:00	7.58 pH	16.81 °C	322.11 µS/cm	0.33 mg/L	10.50 NTU	-156.6 mV	10.26 ft	200.00 ml/min
2/13/2024 6:00 PM	20:00	7.63 pH	17.05 °C	320.89 µS/cm	0.28 mg/L	9.35 NTU	-113.7 mV	10.26 ft	200.00 ml/min
2/13/2024 6:05 PM	25:00	7.65 pH	17.04 °C	327.38 µS/cm	0.25 mg/L	6.17 NTU	-154.6 mV	10.26 ft	200.00 ml/min
2/13/2024 6:10 PM	30:00	7.67 pH	17.06 °C	328.88 µS/cm	0.22 mg/L	5.44 NTU	-113.2 mV	10.26 ft	200.00 ml/min
2/13/2024 6:15 PM	35:00	7.68 pH	16.72 °C	330.78 µS/cm	0.23 mg/L	4.12 NTU	-110.7 mV	10.26 ft	200.00 ml/min

Samples

Sample ID:	Description:
HAM-HGWA-42D	Grab.

Low-Flow Test Report:

Test Date / Time: 2/13/2024 9:49:08 AM
Project: GP-Plant Hammond
Operator Name: Jamie Newsome

Location Name: HGWA-43D **Latitude: 34.25639674536349** **Longitude: -85.34432334833345** **Well Diameter: 2 in** **Casing Type: PVC** **Screen Length: 10 ft** **Top of Screen: 51.25 ft** **Total Depth: 61.25 ft** **Initial Depth to Water: 14.69 ft**	**Pump Type: Bladder** **Tubing Type: Poly** **Pump Intake From TOC: 56.25 ft** **Estimated Total Volume Pumped: 8 liter** **Flow Cell Volume: 90 ml** **Final Flow Rate: 100 ml/min** **Final Draw Down: 1.46 ft**	**Instrument Used: Aqua TROLL 400** **Serial Number: 968202**

Test Notes:
7 bottles; Full App III and IV and Major Ions

Weather Conditions:
Clear, 55 degrees F

Low-Flow Readings:

Date Time	Elapsed Time	pH	Temperature	Specific Conductivity	RDO Concentration	Turbidity	ORP	Depth to Water	Flow
		+/- 0.1	+/- 0.5	+/- 5 %	+/- 0.2	+/- 5	+/- 10	+/- 0.3	
2/13/2024 9:49 AM	00:00	7.49 pH	16.54 °C	493.67 µS/cm	3.98 mg/L	5.79 NTU	-92.9 mV	15.95 ft	100.00 ml/min
2/13/2024 9:54 AM	05:00	7.48 pH	16.67 °C	489.96 µS/cm	3.49 mg/L	5.59 NTU	-88.6 mV	16.07 ft	100.00 ml/min
2/13/2024 9:59 AM	10:00	7.45 pH	16.79 °C	487.62 µS/cm	3.00 mg/L	3.79 NTU	-85.2 mV	16.10 ft	100.00 ml/min
2/13/2024 10:04 AM	15:00	7.47 pH	16.82 °C	470.23 µS/cm	3.04 mg/L	3.52 NTU	-111.0 mV	16.12 ft	100.00 ml/min
2/13/2024 10:09 AM	20:00	7.49 pH	16.73 °C	479.92 µS/cm	3.12 mg/L	3.25 NTU	-107.1 mV	16.15 ft	100.00 ml/min
2/13/2024 10:14 AM	25:00	7.49 pH	16.80 °C	474.96 µS/cm	2.81 mg/L	3.15 NTU	-109.3 mV	16.15 ft	100.00 ml/min
2/13/2024 10:19 AM	30:00	7.47 pH	16.89 °C	473.52 µS/cm	2.43 mg/L	2.03 NTU	-105.2 mV	16.15 ft	100.00 ml/min
2/13/2024 10:24 AM	35:00	7.49 pH	16.91 °C	475.84 µS/cm	2.77 mg/L	3.17 NTU	-96.8 mV	16.15 ft	100.00 ml/min
2/13/2024 10:29 AM	40:00	7.48 pH	16.91 °C	468.90 µS/cm	3.30 mg/L	1.83 NTU	-100.9 mV	16.15 ft	100.00 ml/min
2/13/2024 10:34 AM	45:00	7.47 pH	16.91 °C	468.49 µS/cm	3.29 mg/L	1.78 NTU	-77.2 mV	16.15 ft	100.00 ml/min
2/13/2024 10:39 AM	50:00	7.47 pH	17.04 °C	465.19 µS/cm	2.99 mg/L	1.91 NTU	-76.7 mV	16.15 ft	100.00 ml/min
2/13/2024 10:44 AM	55:00	7.47 pH	17.05 °C	467.39 µS/cm	3.45 mg/L	1.47 NTU	-97.1 mV	16.15 ft	100.00 ml/min
2/13/2024 10:49 AM	01:00:00	7.48 pH	17.04 °C	462.51 µS/cm	2.88 mg/L	1.44 NTU	-99.5 mV	16.15 ft	100.00 ml/min

2/13/2024 10:54 AM	01:05:00	7.48 pH	17.09 °C	461.49 µS/cm	3.71 mg/L	2.62 NTU	-100.3 mV	16.15 ft	100.00 ml/min
2/13/2024 10:59 AM	01:10:00	7.47 pH	17.40 °C	457.81 µS/cm	3.54 mg/L	1.11 NTU	-97.2 mV	16.15 ft	100.00 ml/min
2/13/2024 11:04 AM	01:15:00	7.47 pH	17.72 °C	460.60 µS/cm	3.65 mg/L	1.17 NTU	-74.8 mV	16.15 ft	100.00 ml/min

Samples

Sample ID:	Description:
HAM-HGWA-43D	Grab.

Created using VuSitu from In-Situ, Inc.

Low-Flow Test Report:

Test Date / Time: 2/13/2024 9:56:10 AM
Project: GP-Plant Hammond
Operator Name: Thomas Kessler

Location Name: HGWA-44D **Well Diameter: 2 in** **Casing Type: PVC** **Screen Length: 10 ft** **Top of Screen: 103.5 ft** **Total Depth: 113.5 ft** **Initial Depth to Water: 16.34 ft**	**Pump Type: Bladder** **Tubing Type: Poly** **Pump Intake From TOC: 108.5 ft** **Estimated Total Volume Pumped: 11 liter** **Flow Cell Volume: 90 ml** **Final Flow Rate: 100 ml/min** **Final Draw Down: 3.08 ft**	**Instrument Used: Aqua TROLL 400** **Serial Number: 883530**

Test Notes:
Seven bottles; Full App III and IV and Major Ions.

Weather Conditions:
Clear, 50 degrees F.

Low-Flow Readings:

Date Time	Elapsed Time	pH	Temperature	Specific Conductivity	RDO Concentration	Turbidity	ORP	Depth to Water	Flow
		+/- 0.1	+/- 0.5	+/- 5 %	+/- 0.2	+/- 5	+/- 10	+/- 0.3	
2/13/2024 9:56 AM	00:00	7.44 pH	16.88 °C	625.20 µS/cm	5.77 mg/L	45.10 NTU	11.0 mV	17.18 ft	100.00 ml/min
2/13/2024 10:01 AM	05:00	7.78 pH	16.49 °C	618.64 µS/cm	3.36 mg/L	42.60 NTU	44.9 mV	16.34 ft	100.00 ml/min
2/13/2024 10:06 AM	10:00	7.85 pH	16.39 °C	618.31 µS/cm	5.25 mg/L	39.80 NTU	51.6 mV	17.52 ft	100.00 ml/min
2/13/2024 10:11 AM	15:00	7.88 pH	16.53 °C	613.57 µS/cm	2.20 mg/L	37.10 NTU	57.6 mV	17.81 ft	100.00 ml/min
2/13/2024 10:16 AM	20:00	7.87 pH	16.44 °C	611.35 µS/cm	3.42 mg/L	35.70 NTU	44.2 mV	17.90 ft	100.00 ml/min
2/13/2024 10:21 AM	25:00	7.89 pH	16.47 °C	606.78 µS/cm	5.45 mg/L	22.50 NTU	44.3 mV	18.27 ft	100.00 ml/min
2/13/2024 10:26 AM	30:00	7.90 pH	16.50 °C	604.50 µS/cm	5.04 mg/L	20.90 NTU	39.8 mV	18.43 ft	100.00 ml/min
2/13/2024 10:31 AM	35:00	7.91 pH	16.54 °C	559.53 µS/cm	5.52 mg/L	23.60 NTU	31.2 mV	18.60 ft	100.00 ml/min
2/13/2024 10:36 AM	40:00	7.91 pH	16.65 °C	603.12 µS/cm	4.87 mg/L	22.10 NTU	23.0 mV	18.90 ft	100.00 ml/min
2/13/2024 10:41 AM	45:00	7.92 pH	16.74 °C	597.94 µS/cm	2.56 mg/L	21.30 NTU	24.8 mV	18.85 ft	100.00 ml/min
2/13/2024 10:46 AM	50:00	7.92 pH	17.08 °C	599.69 µS/cm	5.69 mg/L	20.80 NTU	25.8 mV	18.90 ft	100.00 ml/min
2/13/2024 10:51 AM	55:00	7.93 pH	16.83 °C	612.72 µS/cm	0.38 mg/L	20.10 NTU	23.1 mV	18.95 ft	100.00 ml/min
2/13/2024 10:56 AM	01:00:00	7.94 pH	16.79 °C	614.58 µS/cm	0.84 mg/L	18.90 NTU	19.6 mV	18.97 ft	100.00 ml/min

2/13/2024 11:01 AM	01:05:00	7.94 pH	16.75 °C	623.69 µS/cm	0.61 mg/L	17.50 NTU	-7.1 mV	19.10 ft	100.00 ml/min
2/13/2024 11:06 AM	01:10:00	7.97 pH	16.86 °C	611.03 µS/cm	0.27 mg/L	17.31 NTU	-22.0 mV	19.15 ft	100.00 ml/min
2/13/2024 11:11 AM	01:15:00	7.97 pH	16.81 °C	599.23 µS/cm	0.52 mg/L	16.10 NTU	-47.1 mV	19.30 ft	100.00 ml/min
2/13/2024 11:16 AM	01:20:00	7.99 pH	16.49 °C	608.14 µS/cm	0.25 mg/L	15.60 NTU	-81.9 mV	19.40 ft	100.00 ml/min
2/13/2024 11:21 AM	01:25:00	8.01 pH	16.30 °C	621.74 µS/cm	0.28 mg/L	14.90 NTU	-107.9 mV	19.42 ft	100.00 ml/min
2/13/2024 11:26 AM	01:30:00	8.04 pH	16.02 °C	620.32 µS/cm	0.31 mg/L	13.20 NTU	-124.1 mV	19.42 ft	100.00 ml/min
2/13/2024 11:31 AM	01:35:00	8.06 pH	15.97 °C	619.14 µS/cm	0.71 mg/L	18.60 NTU	-136.8 mV	19.42 ft	100.00 ml/min
2/13/2024 11:36 AM	01:40:00	8.08 pH	15.96 °C	621.94 µS/cm	0.31 mg/L	12.00 NTU	-141.5 mV	19.42 ft	100.00 ml/min
2/13/2024 11:41 AM	01:45:00	8.10 pH	15.94 °C	618.93 µS/cm	0.38 mg/L	7.72 NTU	-146.7 mV	19.42 ft	100.00 ml/min
2/13/2024 11:46 AM	01:50:00	8.10 pH	15.89 °C	619.47 µS/cm	0.42 mg/L	4.84 NTU	-151.4 mV	19.42 ft	100.00 ml/min

Samples

Sample ID:	Description:
HAM-HGWA-44D	Grab.
HAM-HGWA-FD-01	Grab.

Low-Flow Test Report:

Test Date / Time: 2/17/2024 11:50:30 AM
Project: GP-Plant Hammond
Operator Name: Connor Cain

Location Name: HGWC-14 **Latitude: 34.249697048248954** **Longitude: -85.35189765513441** **Well Diameter: 2 in** **Casing Type: PVC** **Screen Length: 10 ft** **Top of Screen: 32.98 ft** **Total Depth: 42.98 ft** **Initial Depth to Water: 29.6 ft**	**Pump Type: Bladder** **Tubing Type: Poly** **Pump Intake From TOC: 37.98 ft** **Estimated Total Volume Pumped: 7 liter** **Flow Cell Volume: 90 ml** **Final Flow Rate: 200 ml/min** **Final Draw Down: 0.1 ft**	**Instrument Used: Aqua TROLL 400** **Serial Number: 850767**

Test Notes:
Seven bottles; Full App III and IV and Major Ions

Weather Conditions:
Cloudy, 40 degrees F

Low-Flow Readings:

Date Time	Elapsed Time	pH	Temperature	Specific Conductivity	RDO Concentration	Turbidity	ORP	Depth to Water	Flow
		+/- 0.1	+/- 0.5	+/- 5 %	+/- 0.2	+/- 5	+/- 10	+/- 0.3	
2/17/2024 11:50 AM	00:00	5.19 pH	17.56 °C	1,988.5 µS/cm	0.21 mg/L	23.00 NTU	104.8 mV	29.70 ft	200.00 ml/min
2/17/2024 11:55 AM	05:00	5.17 pH	17.79 °C	1,990.0 µS/cm	0.17 mg/L	19.00 NTU	81.6 mV	29.70 ft	200.00 ml/min
2/17/2024 12:00 PM	10:00	5.10 pH	17.81 °C	1,989.6 µS/cm	0.14 mg/L	11.60 NTU	75.7 mV	29.70 ft	200.00 ml/min
2/17/2024 12:05 PM	15:00	5.06 pH	18.08 °C	1,982.6 µS/cm	0.12 mg/L	7.21 NTU	74.4 mV	29.70 ft	200.00 ml/min
2/17/2024 12:10 PM	20:00	5.05 pH	17.92 °C	1,983.2 µS/cm	0.11 mg/L	5.75 NTU	96.4 mV	29.70 ft	200.00 ml/min
2/17/2024 12:15 PM	25:00	5.04 pH	18.10 °C	1,990.6 µS/cm	0.11 mg/L	4.40 NTU	70.6 mV	29.70 ft	200.00 ml/min
2/17/2024 12:20 PM	30:00	5.05 pH	17.97 °C	1,988.4 µS/cm	0.11 mg/L	4.03 NTU	68.1 mV	29.70 ft	200.00 ml/min

Samples

Sample ID:	Description:
HAM-HGWC-14	Grab.

Low-Flow Test Report:

Test Date / Time: 2/17/2024 3:40:21 PM
Project: GP-Plant Hammond
Operator Name: Connor Cain

Location Name: HGWC-15 **Latitude: 34.249343541482695** **Longitude: -85.35380210735403** **Well Diameter: 2 in** **Casing Type: PVC** **Screen Length: 10 ft** **Top of Screen: 27.96 ft** **Total Depth: 37.96 ft** **Initial Depth to Water: 15.84 ft**	**Pump Type: Peri** **Tubing Type: Poly** **Pump Intake From TOC: 32.96 ft** **Estimated Total Volume Pumped: 6 liter** **Flow Cell Volume: 90 ml** **Final Flow Rate: 200 ml/min** **Final Draw Down: 0.48 ft**	**Instrument Used: Aqua TROLL 400** **Serial Number: 850767**

Test Notes:
Seven bottles; Full App III and IV and Major Ions

Weather Conditions:
Cloudy, 45 degrees F

Low-Flow Readings:

Date Time	Elapsed Time	pH	Temperature	Specific Conductivity	RDO Concentration	Turbidity	ORP	Depth to Water	Flow
		+/- 0.1	+/- 0.5	+/- 5 %	+/- 0.2	+/- 5	+/- 10	+/- 0.3	
2/17/2024 3:40 PM	00:00	6.73 pH	16.20 °C	1,184.6 µS/cm	2.34 mg/L	4.88 NTU	163.4 mV	16.30 ft	200.00 ml/min
2/17/2024 3:45 PM	05:00	6.68 pH	16.11 °C	1,155.5 µS/cm	2.00 mg/L	2.59 NTU	159.9 mV	16.32 ft	200.00 ml/min
2/17/2024 3:50 PM	10:00	6.63 pH	16.33 °C	1,144.9 µS/cm	1.40 mg/L	2.52 NTU	182.5 mV	16.32 ft	200.00 ml/min
2/17/2024 3:55 PM	15:00	6.61 pH	16.47 °C	1,139.6 µS/cm	1.44 mg/L	2.78 NTU	125.6 mV	16.32 ft	200.00 ml/min
2/17/2024 4:00 PM	20:00	6.61 pH	16.24 °C	1,140.2 µS/cm	1.37 mg/L	2.52 NTU	133.1 mV	16.32 ft	200.00 ml/min
2/17/2024 4:05 PM	25:00	6.58 pH	16.52 °C	1,136.5 µS/cm	1.35 mg/L	2.59 NTU	127.4 mV	16.32 ft	200.00 ml/min
2/17/2024 4:10 PM	30:00	6.56 pH	16.65 °C	1,135.0 µS/cm	1.27 mg/L	2.62 NTU	112.8 mV	16.32 ft	200.00 ml/min

Samples

Sample ID:	Description:
HAM-HGWC-15	Grab.

Low-Flow Test Report:

Test Date / Time: 2/18/2024 4:46:55 PM
Project: GP-Plant Hammond
Operator Name: Thomas Kessler

Location Name: HGWC-16 **Well Diameter: 2 in** **Casing Type: PVC** **Screen Length: 10 ft** **Top of Screen: 23.06 ft** **Total Depth: 33.06 ft** **Initial Depth to Water: 14.58 ft**	**Pump Type: Peri** **Tubing Type: Poly** **Pump Intake From TOC: 28.06 ft** **Estimated Total Volume Pumped: 7 liter** **Flow Cell Volume: 90 ml** **Final Flow Rate: 200 ml/min** **Final Draw Down: 0.77 ft**	**Instrument Used: Aqua TROLL 400** **Serial Number: 883530**

Test Notes:
Seven bottles; Full App III and IV and Major Ions

Weather Conditions:
Clear, 50 degrees F

Low-Flow Readings:

Date Time	Elapsed Time	pH	Temperature	Specific Conductivity	RDO Concentration	Turbidity	ORP	Depth to Water	Flow
		+/- 0.1	+/- 0.5	+/- 5 %	+/- 0.2	+/- 5	+/- 10	+/- 0.3	
2/18/2024 4:46 PM	00:00	7.14 pH	18.08 °C	1,056.0 µS/cm	0.43 mg/L	2.59 NTU	-46.5 mV	15.19 ft	200.00 ml/min
2/18/2024 4:51 PM	05:00	7.12 pH	18.17 °C	1,045.5 µS/cm	0.35 mg/L	1.41 NTU	-31.8 mV	15.25 ft	200.00 ml/min
2/18/2024 4:56 PM	10:00	7.12 pH	18.13 °C	1,054.8 µS/cm	0.32 mg/L	1.45 NTU	-32.8 mV	15.32 ft	200.00 ml/min
2/18/2024 5:01 PM	15:00	7.12 pH	18.04 °C	1,035.0 µS/cm	0.38 mg/L	1.25 NTU	-33.2 mV	15.40 ft	200.00 ml/min
2/18/2024 5:06 PM	20:00	7.12 pH	18.08 °C	1,055.5 µS/cm	0.33 mg/L	0.52 NTU	-33.7 mV	15.35 ft	200.00 ml/min
2/18/2024 5:11 PM	25:00	7.11 pH	18.17 °C	1,048.8 µS/cm	0.36 mg/L	1.21 NTU	-33.7 mV	15.35 ft	200.00 ml/min
2/18/2024 5:16 PM	30:00	7.12 pH	17.90 °C	1,068.9 µS/cm	0.32 mg/L	0.65 NTU	-33.1 mV	15.35 ft	200.00 ml/min

Samples

Sample ID:	Description:
HAM-HGWC-16	Grab.
HAM-AP2-FD-01	Grab.

Low-Flow Test Report:

Test Date / Time: 2/17/2024 1:30:34 PM
Project: GP-Plant Hammond
Operator Name: Connor Cain

Location Name: HGWC-17 **Latitude: 34.250903246024855** **Longitude: -85.35485303037368** **Well Diameter: 2 in** **Casing Type: PVC** **Screen Length: 10 ft** **Top of Screen: 17.79 ft** **Total Depth: 27.79 ft** **Initial Depth to Water: 18.9 ft**	**Pump Type: Bladder** **Tubing Type: Poly** **Pump Intake From TOC: 22.79 ft** **Estimated Total Volume Pumped: 16 liter** **Flow Cell Volume: 90 ml** **Final Flow Rate: 200 ml/min** **Final Draw Down: 0.36 ft**	**Instrument Used: Aqua TROLL 400** **Serial Number: 850767**

Test Notes:
Seven bottles; Full App III and IV and Major Ions

Weather Conditions:
Cloudy, 40 degrees F

Low-Flow Readings:

Date Time	Elapsed Time	pH	Temperature	Specific Conductivity	RDO Concentration	Turbidity	ORP	Depth to Water	Flow
		+/- 0.1	+/- 0.5	+/- 5 %	+/- 0.2	+/- 5	+/- 10	+/- 0.3	
2/17/2024 1:30 PM	00:00	6.54 pH	17.32 °C	1,040.1 µS/cm	0.95 mg/L	57.10 NTU	97.2 mV	19.22 ft	200.00 ml/min
2/17/2024 1:35 PM	05:00	6.52 pH	17.20 °C	1,036.7 µS/cm	0.65 mg/L	74.80 NTU	31.5 mV	19.22 ft	200.00 ml/min
2/17/2024 1:40 PM	10:00	6.53 pH	17.37 °C	1,043.5 µS/cm	0.50 mg/L	61.60 NTU	14.7 mV	19.26 ft	200.00 ml/min
2/17/2024 1:45 PM	15:00	6.53 pH	17.22 °C	1,048.3 µS/cm	0.40 mg/L	34.00 NTU	6.4 mV	19.26 ft	200.00 ml/min
2/17/2024 1:50 PM	20:00	6.53 pH	17.38 °C	1,058.8 µS/cm	0.35 mg/L	17.50 NTU	3.9 mV	19.26 ft	200.00 ml/min
2/17/2024 1:55 PM	25:00	6.53 pH	17.45 °C	1,061.8 µS/cm	0.32 mg/L	15.40 NTU	3.0 mV	19.26 ft	200.00 ml/min
2/17/2024 2:00 PM	30:00	6.53 pH	17.35 °C	1,065.0 µS/cm	0.28 mg/L	12.20 NTU	1.5 mV	19.26 ft	200.00 ml/min
2/17/2024 2:05 PM	35:00	6.53 pH	17.22 °C	1,067.8 µS/cm	0.27 mg/L	28.00 NTU	0.9 mV	19.26 ft	200.00 ml/min
2/17/2024 2:10 PM	40:00	6.53 pH	17.27 °C	1,064.8 µS/cm	0.25 mg/L	23.40 NTU	0.8 mV	19.26 ft	200.00 ml/min
2/17/2024 2:15 PM	45:00	6.53 pH	17.32 °C	1,079.5 µS/cm	0.24 mg/L	17.30 NTU	-0.2 mV	19.26 ft	200.00 ml/min
2/17/2024 2:20 PM	50:00	6.53 pH	17.46 °C	1,079.2 µS/cm	0.22 mg/L	22.10 NTU	-0.8 mV	19.26 ft	200.00 ml/min
2/17/2024 2:25 PM	55:00	6.53 pH	17.41 °C	1,083.5 µS/cm	0.22 mg/L	17.40 NTU	-1.3 mV	19.26 ft	200.00 ml/min
2/17/2024 2:30 PM	01:00:00	6.53 pH	17.29 °C	1,085.6 µS/cm	0.21 mg/L	10.60 NTU	-1.4 mV	19.26 ft	200.00 ml/min

2/17/2024 2:35 PM	01:05:00	6.53 pH	17.44 °C	1,086.7 µS/cm	0.21 mg/L	8.54 NTU	-1.7 mV	19.26 ft	200.00 ml/min
2/17/2024 2:40 PM	01:10:00	6.53 pH	17.43 °C	1,092.2 µS/cm	0.21 mg/L	6.24 NTU	-2.0 mV	19.26 ft	200.00 ml/min
2/17/2024 2:45 PM	01:15:00	6.54 pH	17.51 °C	1,093.1 µS/cm	0.20 mg/L	4.88 NTU	-2.3 mV	19.26 ft	200.00 ml/min

Samples

Sample ID:	Description:
HAM-HGWC-17	Grab.

Low-Flow Test Report:

Test Date / Time: 2/18/2024 9:30:47 AM
Project: GP-Plant Hammond
Operator Name: Thomas Kessler

Location Name: HGWC-18 **Well Diameter: 2 in** **Casing Type: PVC** **Screen Length: 10 ft** **Top of Screen: 17.71 ft** **Total Depth: 27.71 ft** **Initial Depth to Water: 17.7 ft**	**Pump Type: Peri** **Tubing Type: Poly** **Pump Intake From TOC: 22.71 ft** **Estimated Total Volume Pumped: 3.5 liter** **Flow Cell Volume: 90 ml** **Final Flow Rate: 100 ml/min** **Final Draw Down: 0.1 ft**	**Instrument Used: Aqua TROLL 400** **Serial Number: 883530**

Test Notes:
Seven bottles; Full App III and IV and Major Ions

Weather Conditions:
Clear, 40 degrees F

Low-Flow Readings:

Date Time	Elapsed Time	pH	Temperature	Specific Conductivity	RDO Concentration	Turbidity	ORP	Depth to Water	Flow
		+/- 0.1	+/- 0.5	+/- 5 %	+/- 0.2	+/- 5	+/- 10	+/- 0.3	
2/18/2024 9:30 AM	00:00	4.58 pH	10.77 °C	1,771.6 µS/cm	1.49 mg/L	4.76 NTU	219.2 mV	17.79 ft	100.00 ml/min
2/18/2024 9:35 AM	05:00	4.67 pH	11.38 °C	1,727.0 µS/cm	0.91 mg/L	4.26 NTU	285.3 mV	17.79 ft	100.00 ml/min
2/18/2024 9:40 AM	10:00	4.71 pH	11.29 °C	1,727.6 µS/cm	0.87 mg/L	4.30 NTU	238.8 mV	17.79 ft	100.00 ml/min
2/18/2024 9:45 AM	15:00	4.69 pH	11.48 °C	1,719.2 µS/cm	0.94 mg/L	4.23 NTU	301.7 mV	17.79 ft	100.00 ml/min
2/18/2024 9:50 AM	20:00	4.72 pH	11.29 °C	1,702.4 µS/cm	0.93 mg/L	4.11 NTU	246.3 mV	17.80 ft	100.00 ml/min
2/18/2024 9:55 AM	25:00	4.73 pH	11.14 °C	1,707.3 µS/cm	0.91 mg/L	4.02 NTU	241.8 mV	17.80 ft	100.00 ml/min
2/18/2024 10:00 AM	30:00	4.73 pH	11.35 °C	1,718.2 µS/cm	0.90 mg/L	3.26 NTU	243.2 mV	17.80 ft	100.00 ml/min

Samples

Sample ID:	Description:
HAM-HGWC-18	Grab.

Low-Flow Test Report:

Test Date / Time: 2/18/2024 10:55:14 AM
Project: GP-Plant Hammond
Operator Name: Thomas Kessler

Location Name: MW-21D **Well Diameter: 2 in** **Casing Type: PVC** **Screen Length: 10 ft** **Top of Screen: 41.88 ft** **Total Depth: 51.88 ft** **Initial Depth to Water: 17.68 ft**	**Pump Type: Bladder** **Tubing Type: Poly** **Pump Intake From TOC: 46.88 ft** **Estimated Total Volume Pumped: 30 liter** **Flow Cell Volume: 90 ml** **Final Flow Rate: 200 ml/min Final Draw Down: 0.22 ft**	**Instrument Used: Aqua TROLL 400** **Serial Number: 883530**

Test Notes:
Seven bottles; Full App III and IV and Major Ions

Weather Conditions:
Clear, 45 degrees F

Low-Flow Readings:

Date Time	Elapsed Time	pH	Temperature	Specific Conductivity	RDO Concentration	Turbidity	ORP	Depth to Water	Flow
		+/- 0.1	+/- 0.5	+/- 5 %	+/- 0.2	+/- 5	+/- 10	+/- 0.3	
2/18/2024 10:55 AM	00:00	6.78 pH	15.52 °C	720.00 µS/cm	0.48 mg/L	827.00 NTU	-123.4 mV	17.90 ft	200.00 ml/min
2/18/2024 11:00 AM	05:00	6.90 pH	15.76 °C	700.58 µS/cm	0.35 mg/L	417.00 NTU	-112.9 mV	17.90 ft	200.00 ml/min
2/18/2024 11:05 AM	10:00	6.98 pH	15.85 °C	669.54 µS/cm	0.17 mg/L	387.00 NTU	-107.3 mV	17.90 ft	200.00 ml/min
2/18/2024 11:10 AM	15:00	7.03 pH	16.16 °C	657.73 µS/cm	0.11 mg/L	351.00 NTU	-107.8 mV	17.90 ft	200.00 ml/min
2/18/2024 11:15 AM	20:00	7.05 pH	16.26 °C	650.35 µS/cm	0.10 mg/L	120.00 NTU	-106.9 mV	17.90 ft	200.00 ml/min
2/18/2024 11:20 AM	25:00	7.08 pH	16.47 °C	648.71 µS/cm	0.10 mg/L	108.00 NTU	-105.8 mV	17.90 ft	200.00 ml/min
2/18/2024 11:25 AM	30:00	7.09 pH	16.74 °C	647.58 µS/cm	0.10 mg/L	69.40 NTU	-108.9 mV	17.90 ft	200.00 ml/min
2/18/2024 11:30 AM	35:00	7.11 pH	16.73 °C	646.39 µS/cm	0.10 mg/L	51.50 NTU	-103.4 mV	17.90 ft	200.00 ml/min
2/18/2024 11:35 AM	40:00	7.12 pH	16.74 °C	645.48 µS/cm	0.10 mg/L	37.20 NTU	-101.4 mV	17.90 ft	200.00 ml/min
2/18/2024 11:40 AM	45:00	7.12 pH	16.83 °C	646.65 µS/cm	0.11 mg/L	21.30 NTU	-100.1 mV	17.90 ft	200.00 ml/min
2/18/2024 11:45 AM	50:00	7.13 pH	17.05 °C	647.37 µS/cm	0.11 mg/L	23.90 NTU	-99.1 mV	17.90 ft	200.00 ml/min
2/18/2024 11:50 AM	55:00	7.14 pH	17.01 °C	647.24 µS/cm	0.11 mg/L	20.10 NTU	-96.9 mV	17.90 ft	200.00 ml/min
2/18/2024 11:55 AM	01:00:00	7.14 pH	17.08 °C	647.20 µS/cm	0.11 mg/L	17.10 NTU	-95.4 mV	17.90 ft	200.00 ml/min

2/18/2024 12:00 PM	01:05:00	7.14 pH	17.19 °C	647.80 µS/cm	0.11 mg/L	18.30 NTU	-93.5 mV	17.90 ft	200.00 ml/min
2/18/2024 12:05 PM	01:10:00	7.15 pH	17.23 °C	648.76 µS/cm	0.11 mg/L	13.80 NTU	-91.6 mV	17.90 ft	200.00 ml/min
2/18/2024 12:10 PM	01:15:00	7.15 pH	17.32 °C	648.72 µS/cm	0.11 mg/L	10.90 NTU	-89.8 mV	17.90 ft	200.00 ml/min
2/18/2024 12:15 PM	01:20:00	7.16 pH	17.25 °C	649.22 µS/cm	0.11 mg/L	12.40 NTU	-87.8 mV	17.90 ft	200.00 ml/min
2/18/2024 12:20 PM	01:25:00	7.16 pH	16.98 °C	649.69 µS/cm	0.12 mg/L	10.90 NTU	-86.7 mV	17.90 ft	200.00 ml/min
2/18/2024 12:25 PM	01:30:00	7.17 pH	16.94 °C	648.16 µS/cm	0.12 mg/L	9.81 NTU	-85.4 mV	17.90 ft	200.00 ml/min
2/18/2024 12:30 PM	01:35:00	7.17 pH	16.91 °C	651.33 µS/cm	0.13 mg/L	9.50 NTU	-84.6 mV	17.90 ft	200.00 ml/min
2/18/2024 12:35 PM	01:40:00	7.18 pH	16.79 °C	648.85 µS/cm	0.13 mg/L	8.73 NTU	-82.0 mV	17.90 ft	200.00 ml/min
2/18/2024 12:40 PM	01:45:00	7.17 pH	17.01 °C	652.07 µS/cm	0.14 mg/L	7.67 NTU	-82.3 mV	17.90 ft	200.00 ml/min
2/18/2024 12:45 PM	01:50:00	7.17 pH	17.19 °C	652.04 µS/cm	0.14 mg/L	7.37 NTU	-80.1 mV	17.90 ft	200.00 ml/min
2/18/2024 12:50 PM	01:55:00	7.18 pH	17.20 °C	652.80 µS/cm	0.13 mg/L	6.92 NTU	-74.7 mV	17.90 ft	200.00 ml/min
2/18/2024 12:55 PM	02:00:00	7.18 pH	17.03 °C	652.57 µS/cm	0.14 mg/L	6.76 NTU	-71.6 mV	17.90 ft	200.00 ml/min
2/18/2024 1:00 PM	02:05:00	7.18 pH	17.01 °C	653.55 µS/cm	0.14 mg/L	6.50 NTU	-70.9 mV	17.90 ft	200.00 ml/min
2/18/2024 1:05 PM	02:10:00	7.18 pH	17.30 °C	654.89 µS/cm	0.14 mg/L	5.81 NTU	-71.6 mV	17.90 ft	200.00 ml/min
2/18/2024 1:10 PM	02:15:00	7.19 pH	17.10 °C	653.50 µS/cm	0.14 mg/L	5.22 NTU	-69.4 mV	17.90 ft	200.00 ml/min
2/18/2024 1:15 PM	02:20:00	7.19 pH	16.98 °C	654.68 µS/cm	0.14 mg/L	5.17 NTU	-70.8 mV	17.90 ft	200.00 ml/min
2/18/2024 1:20 PM	02:25:00	7.19 pH	17.15 °C	656.26 µS/cm	0.14 mg/L	5.12 NTU	-73.1 mV	17.90 ft	200.00 ml/min
2/18/2024 1:25 PM	02:30:00	7.19 pH	17.25 °C	656.84 µS/cm	0.14 mg/L	4.23 NTU	-72.9 mV	17.90 ft	200.00 ml/min

Samples

Sample ID:	Description:
HAM-MW-21D	Grab.

Low-Flow Test Report:

Test Date / Time: 2/18/2024 2:57:18 PM
Project: GP-Plant Hammond
Operator Name: Connor Cain

Location Name: MW-22 **Latitude: 34.24929643518687** **Longitude: -85.3537930548986** **Well Diameter: 2 in** **Casing Type: PVC** **Screen Length: 10 ft** **Top of Screen: 27.47 ft** **Total Depth: 37.47 ft** **Initial Depth to Water: 14.31 ft**	**Pump Type: Bladder** **Tubing Type: Poly** **Pump Intake From TOC: 32.47 ft** **Estimated Total Volume Pumped: 14.5 liter** **Flow Cell Volume: 90 ml** **Final Flow Rate: 100 ml/min** **Final Draw Down: 10.49 ft**	**Instrument Used: Aqua TROLL 400** **Serial Number: 850767**

Test Notes:
Seven bottles; Full App III and IV and Major Ions

Weather Conditions:
Sunny, 50 degrees F

Low-Flow Readings:

Date Time	Elapsed Time	pH	Temperature	Specific Conductivity	RDO Concentration	Turbidity	ORP	Depth to Water	Flow
		+/- 0.1	+/- 0.5	+/- 5 %	+/- 0.2	+/- 5	+/- 10	+/- 0.3	
2/18/2024 2:57 PM	00:00	6.10 pH	18.07 °C	1,272.7 µS/cm	4.05 mg/L	26.60 NTU	123.9 mV	15.52 ft	200.00 ml/min
2/18/2024 3:02 PM	05:00	5.65 pH	17.85 °C	1,270.5 µS/cm	3.58 mg/L	27.60 NTU	223.5 mV	16.19 ft	200.00 ml/min
2/18/2024 3:07 PM	10:00	5.61 pH	17.68 °C	1,253.0 µS/cm	3.55 mg/L	14.00 NTU	371.3 mV	17.34 ft	200.00 ml/min
2/18/2024 3:12 PM	15:00	5.59 pH	17.63 °C	1,261.2 µS/cm	3.42 mg/L	8.08 NTU	411.1 mV	18.60 ft	200.00 ml/min
2/18/2024 3:17 PM	20:00	5.59 pH	17.73 °C	1,262.6 µS/cm	3.23 mg/L	6.75 NTU	309.7 mV	19.53 ft	200.00 ml/min
2/18/2024 3:22 PM	25:00	5.58 pH	17.72 °C	1,259.8 µS/cm	3.07 mg/L	4.65 NTU	425.0 mV	20.46 ft	200.00 ml/min
2/18/2024 3:27 PM	30:00	5.57 pH	17.74 °C	1,261.8 µS/cm	2.93 mg/L	4.00 NTU	437.9 mV	21.42 ft	200.00 ml/min
2/18/2024 3:32 PM	35:00	5.57 pH	17.67 °C	1,260.9 µS/cm	2.79 mg/L	3.34 NTU	446.1 mV	22.18 ft	200.00 ml/min
2/18/2024 3:37 PM	40:00	5.57 pH	17.73 °C	1,263.4 µS/cm	2.68 mg/L	2.50 NTU	448.6 mV	22.91 ft	200.00 ml/min
2/18/2024 3:42 PM	45:00	5.57 pH	17.72 °C	1,267.8 µS/cm	2.54 mg/L	2.93 NTU	333.2 mV	23.61 ft	200.00 ml/min
2/18/2024 3:47 PM	50:00	5.57 pH	17.59 °C	1,263.0 µS/cm	2.45 mg/L	2.42 NTU	304.8 mV	24.29 ft	100.00 ml/min
2/18/2024 3:52 PM	55:00	5.56 pH	17.54 °C	1,260.3 µS/cm	2.22 mg/L	2.42 NTU	407.8 mV	24.36 ft	100.00 ml/min
2/18/2024 3:57 PM	01:00:00	5.56 pH	17.26 °C	1,265.8 µS/cm	1.92 mg/L	2.64 NTU	422.0 mV	24.44 ft	100.00 ml/min

2/18/2024 4:02 PM	01:05:00	5.56 pH	17.23 °C	1,268.5 µS/cm	1.61 mg/L	2.75 NTU	419.6 mV	24.58 ft	100.00 ml/min
2/18/2024 4:07 PM	01:10:00	5.56 pH	17.33 °C	1,269.3 µS/cm	1.40 mg/L	2.68 NTU	404.8 mV	24.70 ft	100.00 ml/min
2/18/2024 4:12 PM	01:15:00	5.56 pH	17.36 °C	1,270.5 µS/cm	1.28 mg/L	2.85 NTU	400.5 mV	24.80 ft	100.00 ml/min
2/18/2024 4:17 PM	01:20:00	5.56 pH	17.46 °C	1,272.7 µS/cm	1.15 mg/L	2.67 NTU	278.7 mV	24.86 ft	100.00 ml/min
2/18/2024 4:22 PM	01:25:00	5.56 pH	17.48 °C	1,265.6 µS/cm	1.04 mg/L	2.24 NTU	365.3 mV	24.94 ft	100.00 ml/min
2/18/2024 4:27 PM	01:30:00	5.57 pH	17.10 °C	1,273.8 µS/cm	0.96 mg/L	2.24 NTU	370.7 mV	24.98 ft	100.00 ml/min

Samples

Sample ID:	Description:
HAM-MW-22	Grab.

Low-Flow Test Report:

Test Date / Time: 2/18/2024 1:40:14 PM
Project: GP-Plant Hammond
Operator Name: Connor Cain

Location Name: MW-23D **Latitude: 34.24936445433111** **Longitude: -85.3537848406335** **Well Diameter: 2 in** **Casing Type: PVC** **Screen Length: 10 ft** **Top of Screen: 52.24 ft** **Total Depth: 62.24 ft** **Initial Depth to Water: 17.62 ft**	**Pump Type: Peri** **Tubing Type: Poly** **Pump Intake From TOC: 57.24 ft** **Estimated Total Volume Pumped: 6 liter** **Flow Cell Volume: 90 ml** **Final Flow Rate: 200 ml/min** **Final Draw Down: 0.12 ft**	**Instrument Used: Aqua TROLL 400** **Serial Number: 850767**

Test Notes:
Seven bottles; Full App III and IV and Major Ions

Weather Conditions:
Sunny, 48 degrees F

Low-Flow Readings:

Date Time	Elapsed Time	pH	Temperature	Specific Conductivity	RDO Concentration	Turbidity	ORP	Depth to Water	Flow
		+/- 0.1	+/- 0.5	+/- 5 %	+/- 0.2	+/- 5	+/- 10	+/- 0.3	
2/18/2024 1:40 PM	00:00	6.86 pH	16.84 °C	1,558.5 µS/cm	0.42 mg/L	3.91 NTU	-101.3 mV	17.74 ft	200.00 ml/min
2/18/2024 1:45 PM	05:00	6.92 pH	16.45 °C	1,544.1 µS/cm	0.29 mg/L	1.31 NTU	-126.9 mV	17.74 ft	200.00 ml/min
2/18/2024 1:50 PM	10:00	6.94 pH	16.44 °C	1,556.7 µS/cm	0.25 mg/L	1.11 NTU	-82.4 mV	17.74 ft	200.00 ml/min
2/18/2024 1:55 PM	15:00	6.94 pH	17.10 °C	1,573.9 µS/cm	0.23 mg/L	0.68 NTU	-73.6 mV	17.74 ft	200.00 ml/min
2/18/2024 2:00 PM	20:00	6.94 pH	17.15 °C	1,570.5 µS/cm	0.21 mg/L	1.22 NTU	-65.9 mV	17.74 ft	200.00 ml/min
2/18/2024 2:05 PM	25:00	6.92 pH	17.38 °C	1,569.0 µS/cm	0.19 mg/L	0.71 NTU	-56.7 mV	17.74 ft	200.00 ml/min
2/18/2024 2:10 PM	30:00	6.92 pH	16.92 °C	1,565.0 µS/cm	0.18 mg/L	1.21 NTU	-52.5 mV	17.74 ft	200.00 ml/min

Samples

Sample ID:	Description:
HAM-MW-23D	Grab.

Low-Flow Test Report:

Test Date / Time: 2/18/2024 11:20:29 AM
Project: GP-Plant Hammond
Operator Name: Connor Cain

Location Name: MW-33 **Latitude: 34.2496022908336** **Longitude: -85.35197619356713** **Well Diameter: 2 in** **Casing Type: PVC** **Screen Length: 10 ft** **Top of Screen: 27.72 ft** **Total Depth: 37.72 ft** **Initial Depth to Water: 26.37 ft**	**Pump Type: Bladder** **Tubing Type: Poly** **Pump Intake From TOC: 32.72 ft** **Estimated Total Volume Pumped: 7 liter** **Flow Cell Volume: 90 ml** **Final Flow Rate: 200 ml/min** **Final Draw Down: 0.23 ft**	**Instrument Used: Aqua TROLL 400** **Serial Number: 850767**

Test Notes:
Seven bottles; Full App III and IV and Major Ions

Weather Conditions:
Sunny, 40 degrees F

Low-Flow Readings:

Date Time	Elapsed Time	pH	Temperature	Specific Conductivity	RDO Concentration	Turbidity	ORP	Depth to Water	Flow
		+/- 0.1	+/- 0.5	+/- 5 %	+/- 0.2	+/- 5	+/- 10	+/- 0.3	
2/18/2024 11:20 AM	00:00	4.69 pH	17.95 °C	1,959.3 µS/cm	0.63 mg/L	52.30 NTU	408.1 mV	26.58 ft	200.00 ml/min
2/18/2024 11:25 AM	05:00	4.69 pH	17.99 °C	1,930.3 µS/cm	0.42 mg/L	36.30 NTU	487.2 mV	26.58 ft	200.00 ml/min
2/18/2024 11:30 AM	10:00	4.69 pH	18.18 °C	1,913.0 µS/cm	0.33 mg/L	14.90 NTU	338.8 mV	26.60 ft	200.00 ml/min
2/18/2024 11:35 AM	15:00	4.70 pH	18.31 °C	1,883.1 µS/cm	0.28 mg/L	10.90 NTU	293.3 mV	26.60 ft	200.00 ml/min
2/18/2024 11:40 AM	20:00	4.71 pH	18.38 °C	1,862.4 µS/cm	0.23 mg/L	5.69 NTU	265.3 mV	26.60 ft	200.00 ml/min
2/18/2024 11:45 AM	25:00	4.72 pH	18.19 °C	1,842.6 µS/cm	0.21 mg/L	4.42 NTU	235.5 mV	26.60 ft	200.00 ml/min
2/18/2024 11:50 AM	30:00	4.73 pH	18.34 °C	1,813.5 µS/cm	0.19 mg/L	3.91 NTU	200.8 mV	26.60 ft	200.00 ml/min
2/18/2024 11:55 AM	35:00	4.74 pH	18.04 °C	1,818.5 µS/cm	0.18 mg/L	2.96 NTU	167.5 mV	26.60 ft	200.00 ml/min

Samples

Sample ID:	Description:
HAM-MW-33	Grab.

Low-Flow Test Report:

Test Date / Time: 2/18/2024 9:55:24 AM
Project: GP-Plant Hammond
Operator Name: Connor Cain

Location Name: MW-34D **Latitude: 34.24967810514779** **Longitude: -85.3520773631384** **Well Diameter: 2 in** **Casing Type: PVC** **Screen Length: 10 ft** **Top of Screen: 63.68 ft** **Total Depth: 73.68 ft** **Initial Depth to Water: 31.79 ft**	**Pump Type: Bladder** **Tubing Type: Poly** **Pump Intake From TOC: 68.68 ft** **Estimated Total Volume Pumped: 7 liter** **Flow Cell Volume: 90 ml** **Final Flow Rate: 200 ml/min** **Final Draw Down: 0.1 ft**	**Instrument Used: Aqua TROLL 400** **Serial Number: 850767**

Test Notes:
Seven bottles; Full App III and IV and Major Ions

Weather Conditions:
Sunny, 31 degrees F

Low-Flow Readings:

Date Time	Elapsed Time	pH	Temperature	Specific Conductivity	RDO Concentration	Turbidity	ORP	Depth to Water	Flow
		+/- 0.1	+/- 0.5	+/- 5 %	+/- 0.2	+/- 5	+/- 10	+/- 0.3	
2/18/2024 9:55 AM	00:00	7.08 pH	17.75 °C	2,380.5 µS/cm	0.42 mg/L	7.87 NTU	26.7 mV	31.89 ft	200.00 ml/min
2/18/2024 10:00 AM	05:00	7.03 pH	17.68 °C	2,300.9 µS/cm	0.48 mg/L	5.70 NTU	0.1 mV	31.89 ft	200.00 ml/min
2/18/2024 10:05 AM	10:00	7.00 pH	18.03 °C	2,293.9 µS/cm	0.45 mg/L	4.45 NTU	-5.9 mV	31.89 ft	200.00 ml/min
2/18/2024 10:10 AM	15:00	7.00 pH	18.04 °C	2,288.7 µS/cm	0.44 mg/L	2.99 NTU	-9.4 mV	31.89 ft	200.00 ml/min
2/18/2024 10:15 AM	20:00	7.01 pH	18.07 °C	2,297.2 µS/cm	0.44 mg/L	3.45 NTU	-10.7 mV	31.89 ft	200.00 ml/min
2/18/2024 10:20 AM	25:00	7.02 pH	18.11 °C	2,311.8 µS/cm	0.44 mg/L	2.89 NTU	-12.0 mV	31.89 ft	200.00 ml/min
2/18/2024 10:25 AM	30:00	7.02 pH	18.12 °C	2,310.7 µS/cm	0.51 mg/L	3.30 NTU	-16.9 mV	31.89 ft	200.00 ml/min

Samples

Sample ID:	Description:
HAM-MW-34D	Grab.

Low-Flow Test Report:

Test Date / Time: 2/19/2024 10:56:15 AM
Project: GP-Plant Hammond
Operator Name: Jacob Tracy

Location Name: MW-35 **Latitude: 34.24943113237084** **Longitude: -85.35191081472239** **Well Diameter: 2 in** **Casing Type: PVC** **Screen Length: 10 ft** **Top of Screen: 13.52 ft** **Total Depth: 23.52 ft** **Initial Depth to Water: 9.58 ft**	**Pump Type: Peri** **Tubing Type: Poly** **Pump Intake From TOC: 18.52 ft** **Estimated Total Volume Pumped: 8 liter** **Flow Cell Volume: 90 ml** **Final Flow Rate: 200 ml/min** **Final Draw Down: 2.99 ft**	**Instrument Used: Aqua TROLL 400** **Serial Number: 968202**

Test Notes:
Seven bottles; Full App III and IV and Major Ions

Weather Conditions:
Sunny, 52 degrees F

Low-Flow Readings:

Date Time	Elapsed Time	pH	Temperature	Specific Conductivity	RDO Concentration	Turbidity	ORP	Depth to Water	Flow
		+/- 0.1	+/- 0.5	+/- 5 %	+/- 0.2	+/- 5	+/- 10	+/- 0.3	
2/19/2024 10:56 AM	00:00	5.59 pH	15.42 °C	2,380.4 µS/cm	1.26 mg/L	0.63 NTU	161.8 mV	11.50 ft	200.00 ml/min
2/19/2024 11:01 AM	05:00	5.60 pH	15.70 °C	2,342.8 µS/cm	1.16 mg/L	0.69 NTU	131.8 mV	11.65 ft	200.00 ml/min
2/19/2024 11:06 AM	10:00	5.60 pH	16.10 °C	2,289.5 µS/cm	0.92 mg/L	0.50 NTU	119.5 mV	11.87 ft	200.00 ml/min
2/19/2024 11:11 AM	15:00	5.58 pH	16.37 °C	2,302.4 µS/cm	0.85 mg/L	0.55 NTU	113.4 mV	12.11 ft	200.00 ml/min
2/19/2024 11:16 AM	20:00	5.58 pH	16.48 °C	2,298.6 µS/cm	0.71 mg/L	0.43 NTU	108.6 mV	12.27 ft	200.00 ml/min
2/19/2024 11:21 AM	25:00	5.55 pH	16.28 °C	2,324.9 µS/cm	0.88 mg/L	0.39 NTU	143.9 mV	12.36 ft	200.00 ml/min
2/19/2024 11:26 AM	30:00	5.53 pH	16.16 °C	2,320.2 µS/cm	0.98 mg/L	0.26 NTU	106.5 mV	12.44 ft	200.00 ml/min
2/19/2024 11:31 AM	35:00	5.51 pH	16.10 °C	2,401.1 µS/cm	0.86 mg/L	0.31 NTU	98.4 mV	12.57 ft	200.00 ml/min

Samples

Sample ID:	Description:
MW-35	Grab.

Low-Flow Test Report:

Test Date / Time: 2/18/2024 2:12:04 PM
Project: GP-Plant Hammond
Operator Name: Thomas Kessler

Location Name: MW-37D **Well Diameter: 2 in** **Casing Type: PVC** **Screen Length: 10 ft** **Top of Screen: 66.63 ft** **Total Depth: 76.63 ft** **Initial Depth to Water: 17.37 ft**	**Pump Type: Bladder** **Tubing Type: Poly** **Pump Intake From TOC: 71.63 ft** **Estimated Total Volume Pumped: 19.75 liter** **Flow Cell Volume: 90 ml** **Final Flow Rate: 100 ml/min** **Final Draw Down: 23.47 ft**	**Instrument Used: Aqua TROLL 400** **Serial Number: 883530**

Test Notes:
Seven bottles; Full App. III and IV and Major Ions

Weather Conditions:
Clear, 50 degrees F

Low-Flow Readings:

Date Time	Elapsed Time	pH	Temperature	Specific Conductivity	RDO Concentration	Turbidity	ORP	Depth to Water	Flow
		+/- 0.1	+/- 0.5	+/- 5 %	+/- 0.2	+/- 5	+/- 10	+/- 0.3	
2/18/2024 2:12 PM	00:00	7.47 pH	18.13 °C	373.89 µS/cm	0.32 mg/L	16.10 NTU	-39.9 mV	20.80 ft	250.00 ml/min
2/18/2024 2:17 PM	05:00	7.51 pH	17.89 °C	369.50 µS/cm	0.33 mg/L	15.20 NTU	341.7 mV	22.30 ft	250.00 ml/min
2/18/2024 2:22 PM	10:00	7.55 pH	17.91 °C	367.98 µS/cm	0.37 mg/L	10.80 NTU	419.0 mV	24.20 ft	250.00 ml/min
2/18/2024 2:27 PM	15:00	7.57 pH	17.87 °C	367.89 µS/cm	0.41 mg/L	9.51 NTU	457.7 mV	26.11 ft	250.00 ml/min
2/18/2024 2:32 PM	20:00	7.56 pH	18.04 °C	367.71 µS/cm	0.47 mg/L	7.52 NTU	480.9 mV	28.00 ft	250.00 ml/min
2/18/2024 2:37 PM	25:00	7.57 pH	18.06 °C	367.49 µS/cm	0.53 mg/L	6.70 NTU	504.0 mV	29.00 ft	250.00 ml/min
2/18/2024 2:42 PM	30:00	7.58 pH	17.99 °C	368.06 µS/cm	0.62 mg/L	5.12 NTU	521.9 mV	30.13 ft	250.00 ml/min
2/18/2024 2:47 PM	35:00	7.59 pH	18.05 °C	370.03 µS/cm	0.73 mg/L	3.63 NTU	426.3 mV	31.80 ft	250.00 ml/min
2/18/2024 2:52 PM	40:00	7.59 pH	18.03 °C	370.74 µS/cm	0.83 mg/L	2.99 NTU	437.2 mV	32.57 ft	250.00 ml/min
2/18/2024 2:57 PM	45:00	7.60 pH	18.00 °C	370.69 µS/cm	0.90 mg/L	3.12 NTU	439.0 mV	33.70 ft	250.00 ml/min
2/18/2024 3:02 PM	50:00	7.60 pH	17.93 °C	368.70 µS/cm	0.94 mg/L	2.91 NTU	563.9 mV	34.81 ft	250.00 ml/min
2/18/2024 3:07 PM	55:00	7.61 pH	17.86 °C	370.46 µS/cm	0.98 mg/L	1.71 NTU	465.8 mV	35.53 ft	250.00 ml/min
2/18/2024 3:12 PM	01:00:00	7.61 pH	17.69 °C	369.82 µS/cm	1.02 mg/L	2.51 NTU	578.1 mV	37.50 ft	250.00 ml/min

2/18/2024 3:17 PM	01:05:00	7.61 pH	17.66 °C	369.96 µS/cm	1.08 mg/L	1.53 NTU	581.0 mV	40.00 ft	250.00 ml/min
2/18/2024 3:22 PM	01:10:00	7.62 pH	17.26 °C	368.47 µS/cm	1.14 mg/L	2.14 NTU	585.5 mV	40.15 ft	250.00 ml/min
2/18/2024 3:27 PM	01:15:00	7.63 pH	17.04 °C	368.08 µS/cm	1.04 mg/L	3.11 NTU	547.7 mV	40.29 ft	250.00 ml/min
2/18/2024 3:32 PM	01:20:00	7.63 pH	17.10 °C	366.45 µS/cm	0.78 mg/L	2.11 NTU	483.4 mV	40.40 ft	250.00 ml/min
2/18/2024 3:37 PM	01:25:00	7.65 pH	16.56 °C	368.09 µS/cm	0.62 mg/L	0.75 NTU	341.6 mV	40.55 ft	250.00 ml/min
2/18/2024 3:42 PM	01:30:00	7.64 pH	16.58 °C	368.93 µS/cm	0.55 mg/L	1.51 NTU	265.9 mV	40.70 ft	250.00 ml/min
2/18/2024 3:47 PM	01:35:00	7.65 pH	16.54 °C	369.35 µS/cm	0.53 mg/L	1.38 NTU	199.6 mV	40.84 ft	250.00 ml/min

Samples

Sample ID:	Description:
HAM-MW-37D	Grab.

Low-Flow Test Report:

Test Date / Time: 2/19/2024 12:45:33 PM
Project: GP-Plant Hammond
Operator Name: Jacob Tracy

Location Name: MW-51 **Latitude: 34.24938549290807** **Longitude: -85.35193763681254** **Well Diameter: 2 in** **Casing Type: PVC** **Screen Length: 10 ft** **Top of Screen: 18.9 ft** **Total Depth: 28.9 ft** **Initial Depth to Water: 9.97 ft**	**Pump Type: Peri** **Tubing Type: Poly** **Pump Intake From TOC: 23.9 ft** **Estimated Total Volume Pumped: 10 liter** **Flow Cell Volume: 90 ml** **Final Flow Rate: 200 ml/min** **Final Draw Down: 1.03 ft**	**Instrument Used: Aqua TROLL 400** **Serial Number: 968202**

Test Notes:
Seven bottles; Full App. III and IV and Major Ions

Weather Conditions:
Sunny, 52 degrees F

Low-Flow Readings:

Date Time	Elapsed Time	pH	Temperature	Specific Conductivity	RDO Concentration	Turbidity	ORP	Depth to Water	Flow
		+/- 0.1	+/- 0.5	+/- 5 %	+/- 0.2	+/- 5	+/- 10	+/- 0.3	
2/19/2024 12:45 PM	00:00	6.22 pH	16.59 °C	2,278.3 µS/cm	0.32 mg/L	16.40 NTU	79.7 mV	10.89 ft	200.00 ml/min
2/19/2024 12:50 PM	05:00	6.21 pH	16.64 °C	2,327.8 µS/cm	0.46 mg/L	13.40 NTU	62.6 mV	10.93 ft	200.00 ml/min
2/19/2024 12:55 PM	10:00	6.20 pH	16.73 °C	2,163.9 µS/cm	0.70 mg/L	11.20 NTU	62.2 mV	10.95 ft	200.00 ml/min
2/19/2024 1:00 PM	15:00	6.16 pH	16.73 °C	2,271.0 µS/cm	0.43 mg/L	7.82 NTU	93.6 mV	11.00 ft	200.00 ml/min
2/19/2024 1:05 PM	20:00	6.12 pH	16.91 °C	2,302.3 µS/cm	0.63 mg/L	4.09 NTU	68.4 mV	11.00 ft	200.00 ml/min
2/19/2024 1:10 PM	25:00	6.13 pH	16.92 °C	2,269.6 µS/cm	0.70 mg/L	2.93 NTU	70.0 mV	11.00 ft	200.00 ml/min
2/19/2024 1:15 PM	30:00	6.11 pH	16.98 °C	2,255.1 µS/cm	0.50 mg/L	2.01 NTU	71.5 mV	11.00 ft	200.00 ml/min
2/19/2024 1:20 PM	35:00	6.11 pH	17.14 °C	2,204.4 µS/cm	0.38 mg/L	3.13 NTU	72.1 mV	11.00 ft	200.00 ml/min
2/19/2024 1:25 PM	40:00	6.08 pH	17.04 °C	2,261.4 µS/cm	0.45 mg/L	1.22 NTU	72.4 mV	11.00 ft	200.00 ml/min

Samples

Sample ID:	Description:

MW-51	Grab.

Created using VuSitu from In-Situ, Inc.

August 2024

Low-Flow Test Report:

Test Date / Time: 8/5/2024 3:58:06 PM
Project: GP-Plant Hammond
Operator Name: C. Cain

Location Name: HGWA-1 **Well Diameter: 2 in** **Casing Type: PVC** **Screen Length: 10 ft** **Top of Screen: 22.49 ft** **Total Depth: 32.49 ft** **Initial Depth to Water: 20.86 ft**	**Pump Type: Bladder** **Tubing Type: Poly** **Pump Intake From TOC: 27.49 ft** **Estimated Total Volume Pumped: 3 liter** **Flow Cell Volume: 90 ml** **Final Flow Rate: 200 ml/min** **Final Draw Down: 0.68 ft**	**Instrument Used: Aqua TROLL 400** **Serial Number: 883530**

Test Notes:
5 bottles; Full app. III and IV.

Weather Conditions:
Sunny, 90 degrees F.

Low-Flow Readings:

Date Time	Elapsed Time	pH	Temperature	Specific Conductivity	RDO Concentration	Turbidity	ORP	Depth to Water	Flow
		+/- 0.1	+/- 0.5	+/- 5 %	+/- 0.2	+/- 5	+/- 10	+/- 5	
8/5/2024 3:58 PM	00:00	8.01 pH	35.03 °C	0.15 µS/cm	6.62 mg/L	5.31 NTU	467.1 mV	21.15 ft	200.00 ml/min
8/5/2024 4:01 PM	03:50	7.20 pH	22.52 °C	589.94 µS/cm	2.88 mg/L	4.65 NTU	16.9 mV	21.15 ft	200.00 ml/min
8/5/2024 4:06 PM	08:50	7.22 pH	19.15 °C	620.89 µS/cm	0.63 mg/L	3.44 NTU	115.2 mV	21.57 ft	200.00 ml/min
8/5/2024 4:11 PM	13:50	7.23 pH	19.02 °C	607.63 µS/cm	0.24 mg/L	1.90 NTU	202.7 mV	21.63 ft	200.00 ml/min
8/5/2024 4:16 PM	18:50	7.24 pH	18.88 °C	621.19 µS/cm	0.31 mg/L	1.51 NTU	310.2 mV	21.71 ft	200.00 ml/min
8/5/2024 4:21 PM	23:50	7.25 pH	18.85 °C	609.77 µS/cm	0.21 mg/L	1.34 NTU	373.6 mV	21.78 ft	200.00 ml/min
8/5/2024 4:26 PM	28:50	7.27 pH	18.95 °C	626.76 µS/cm	0.19 mg/L	1.32 NTU	434.7 mV	21.81 ft	200.00 ml/min
8/5/2024 4:31 PM	33:50	7.29 pH	18.97 °C	624.60 µS/cm	0.16 mg/L	1.02 NTU	408.8 mV	21.83 ft	200.00 ml/min

Samples

Sample ID:	Description:
HAM-HGWA-1	Grab.

Low-Flow Test Report:

Test Date / Time: 8/5/2024 3:55:27 PM
Project: GP-Plant Hammond
Operator Name: Z. Webb

Location Name: HGWA-2 **Well Diameter: 2 in** **Casing Type: PVC** **Screen Length: 10 ft** **Top of Screen: 17.95 ft** **Total Depth: 27.95 ft** **Initial Depth to Water: 14.87 ft**	**Pump Type: Bladder** **Tubing Type: Poly** **Pump Intake From TOC: 27.95 ft** **Estimated Total Volume Pumped: 5.25 liter** **Flow Cell Volume: 90 ml** **Final Flow Rate: 150 ml/min Final Draw Down: 0.04 ft**	**Instrument Used: Aqua TROLL 400** **Serial Number: 1080297**

Test Notes:
5 bottles; Full app. III and IV.

Weather Conditions:
Sunny, 90 degrees F.

Low-Flow Readings:

Date Time	Elapsed Time	pH	Temperature	Specific Conductivity	RDO Concentration	Turbidity	ORP	Depth to Water	Flow
		+/- 0.1	+/- 0.5	+/- 5 %	+/- 0.2	+/- 5	+/- 10	+/- 0.3	
8/5/2024 3:55 PM	00:00	4.92 pH	18.97 °C	298.88 µS/cm	0.17 mg/L	15.80 NTU	140.8 mV	14.67 ft	150.00 ml/min
8/5/2024 4:00 PM	05:00	4.93 pH	19.19 °C	300.77 µS/cm	0.12 mg/L	7.58 NTU	146.4 mV	14.72 ft	150.00 ml/min
8/5/2024 4:05 PM	10:00	4.92 pH	19.75 °C	301.53 µS/cm	0.12 mg/L	5.87 NTU	107.6 mV	14.72 ft	150.00 ml/min
8/5/2024 4:10 PM	15:00	4.92 pH	20.06 °C	299.78 µS/cm	0.12 mg/L	2.69 NTU	98.3 mV	14.72 ft	150.00 ml/min
8/5/2024 4:15 PM	20:00	4.91 pH	20.85 °C	300.42 µS/cm	0.12 mg/L	2.03 NTU	95.5 mV	14.72 ft	150.00 ml/min
8/5/2024 4:20 PM	25:00	4.91 pH	20.96 °C	299.53 µS/cm	0.12 mg/L	1.89 NTU	92.2 mV	14.72 ft	150.00 ml/min
8/5/2024 4:25 PM	30:00	4.91 pH	21.05 °C	298.80 µS/cm	0.12 mg/L	1.87 NTU	89.7 mV	14.72 ft	150.00 ml/min

Samples

Sample ID:	Description:
HAM-HGWA-2	Grab.

Low-Flow Test Report:

Test Date / Time: 8/5/2024 3:49:27 PM
Project: GP-Plant Hammond
Operator Name: T. Kessler

Location Name: HGWA-3 **Well Diameter: 2 in** **Casing Type: PVC** **Screen Length: 10 ft** **Top of Screen: 34.51 ft** **Total Depth: 44.51 ft** **Initial Depth to Water: 14.3 ft**	**Pump Type: Bladder** **Tubing Type: Poly** **Pump Intake From TOC: 39.51 ft** **Estimated Total Volume Pumped: 9 liter** **Flow Cell Volume: 90 ml** **Final Flow Rate: 200 ml/min** **Final Draw Down: 0.05 ft**	**Instrument Used: Aqua TROLL 400** **Serial Number: 884189**

Test Notes:
5 bottles; Full app. III and IV.

Weather Conditions:
Sunny, 90 degrees F.

Low-Flow Readings:

Date Time	Elapsed Time	pH	Temperature	Specific Conductivity	RDO Concentration	Turbidity	ORP	Depth to Water	Flow
		+/- 0.1	+/- 0.5	+/- 5 %	+/- 0.2	+/- 5	+/- 10	+/- 0.3	
8/5/2024 3:49 PM	00:00	7.29 pH	20.92 °C	467.17 µS/cm	0.24 mg/L	61.20 NTU	-48.8 mV	14.35 ft	200.00 ml/min
8/5/2024 3:52 PM	03:21	7.27 pH	20.71 °C	468.77 µS/cm	0.19 mg/L	60.50 NTU	-69.8 mV	14.35 ft	200.00 ml/min
8/5/2024 3:57 PM	08:21	7.24 pH	20.52 °C	466.20 µS/cm	0.13 mg/L	14.35 NTU	-51.1 mV	14.35 ft	200.00 ml/min
8/5/2024 4:02 PM	13:21	7.24 pH	20.50 °C	466.63 µS/cm	0.10 mg/L	41.90 NTU	-72.4 mV	14.35 ft	200.00 ml/min
8/5/2024 4:07 PM	18:21	7.25 pH	20.42 °C	465.40 µS/cm	0.10 mg/L	14.90 NTU	-55.5 mV	14.35 ft	200.00 ml/min
8/5/2024 4:12 PM	23:21	7.25 pH	20.41 °C	464.44 µS/cm	0.09 mg/L	8.92 NTU	-57.9 mV	14.35 ft	200.00 ml/min
8/5/2024 4:17 PM	28:21	7.26 pH	20.32 °C	463.35 µS/cm	0.09 mg/L	9.16 NTU	-58.7 mV	14.35 ft	200.00 ml/min
8/5/2024 4:22 PM	33:21	7.27 pH	20.39 °C	462.13 µS/cm	0.09 mg/L	6.24 NTU	-60.1 mV	14.35 ft	200.00 ml/min
8/5/2024 4:27 PM	38:21	7.27 pH	20.35 °C	461.63 µS/cm	0.09 mg/L	4.71 NTU	-60.9 mV	14.35 ft	200.00 ml/min

Samples

Sample ID:	Description:

HAM-HGWA-3	Grab.

Low-Flow Test Report:

Test Date / Time: 8/6/2024 8:47:20 AM
Project: GP-Plant Hammond
Operator Name: Z. Webb

Location Name: HGWA-43D **Well Diameter: 2 in** **Casing Type: PVC** **Screen Length: 10 ft** **Top of Screen: 51.25 ft** **Total Depth: 61.25 ft** **Initial Depth to Water: 20.9 ft**	**Pump Type: Bladder** **Tubing Type: Poly** **Pump Intake From TOC: 56.25 ft** **Estimated Total Volume Pumped: 12 liter** **Flow Cell Volume: 90 ml** **Final Flow Rate: 150 ml/min** **Final Draw Down: 1.42 ft**	**Instrument Used: Aqua TROLL 400** **Serial Number: 1080297**

Test Notes:
5 bottles; Full app. III and IV.

Weather Conditions:
Sunny, 75 degrees F.

Low-Flow Readings:

Date Time	Elapsed Time	pH	Temperature	Specific Conductivity	RDO Concentration	Turbidity	ORP	Depth to Water	Flow
		+/- 0.1	+/- 0.5	+/- 5 %	+/- 0.2	+/- 5	+/- 10	+/- 0.3	
8/6/2024 8:47 AM	00:00	7.44 pH	19.26 °C	466.18 µS/cm	1.61 mg/L	2.55 NTU	-64.8 mV	20.90 ft	150.00 ml/min
8/6/2024 8:52 AM	05:00	7.43 pH	19.17 °C	464.02 µS/cm	1.22 mg/L	1.71 NTU	-56.3 mV	22.07 ft	150.00 ml/min
8/6/2024 8:57 AM	10:00	7.45 pH	19.23 °C	448.23 µS/cm	1.56 mg/L	1.91 NTU	-89.1 mV	22.13 ft	150.00 ml/min
8/6/2024 9:02 AM	15:00	7.46 pH	19.22 °C	464.78 µS/cm	1.00 mg/L	1.38 NTU	-61.4 mV	22.20 ft	150.00 ml/min
8/6/2024 9:07 AM	20:00	7.48 pH	19.19 °C	465.66 µS/cm	1.26 mg/L	1.11 NTU	-63.5 mV	22.29 ft	150.00 ml/min
8/6/2024 9:12 AM	25:00	7.49 pH	19.36 °C	452.13 µS/cm	0.94 mg/L	1.75 NTU	-63.9 mV	22.32 ft	150.00 ml/min
8/6/2024 9:17 AM	30:00	7.49 pH	19.49 °C	431.03 µS/cm	1.36 mg/L	1.79 NTU	-65.4 mV	22.32 ft	150.00 ml/min
8/6/2024 9:22 AM	35:00	7.50 pH	19.40 °C	456.51 µS/cm	0.78 mg/L	1.29 NTU	-63.7 mV	22.32 ft	150.00 ml/min
8/6/2024 9:27 AM	40:00	7.50 pH	19.43 °C	453.74 µS/cm	0.92 mg/L	0.86 NTU	-63.0 mV	22.32 ft	150.00 ml/min
8/6/2024 9:32 AM	45:00	7.50 pH	19.63 °C	413.85 µS/cm	1.08 mg/L	0.72 NTU	-62.9 mV	22.32 ft	150.00 ml/min
8/6/2024 9:37 AM	50:00	7.49 pH	19.69 °C	448.82 µS/cm	2.67 mg/L	0.68 NTU	-61.0 mV	22.32 ft	150.00 ml/min
8/6/2024 9:42 AM	55:00	7.49 pH	19.01 °C	441.63 µS/cm	4.92 mg/L	1.05 NTU	-59.9 mV	22.32 ft	150.00 ml/min
8/6/2024 9:47 AM	01:00:00	7.49 pH	18.88 °C	435.31 µS/cm	1.83 mg/L	1.21 NTU	-58.1 mV	22.32 ft	150.00 ml/min

8/6/2024 9:52 AM	01:05:00	7.46 pH	18.93 °C	450.19 µS/cm	0.36 mg/L	0.88 NTU	-57.4 mV	22.32 ft	150.00 ml/min
8/6/2024 9:57 AM	01:10:00	7.46 pH	19.00 °C	447.01 µS/cm	0.34 mg/L	0.69 NTU	-88.7 mV	22.32 ft	150.00 ml/min
8/6/2024 10:02 AM	01:15:00	7.46 pH	18.99 °C	445.19 µS/cm	0.36 mg/L	0.72 NTU	-88.1 mV	22.32 ft	150.00 ml/min

Samples

Sample ID:	Description:
HAM-HGWA-43D	Grab.
HAM-UGRD-FD-01	Grab.

Low-Flow Test Report:

Test Date / Time: 8/6/2024 8:53:38 AM
Project: GP-Plant Hammond
Operator Name: T. Kessler

Location Name: HGWA-44D **Well Diameter: 2 in** **Casing Type: PVC** **Screen Length: 10 ft** **Top of Screen: 103.5 ft** **Total Depth: 113.5 ft** **Initial Depth to Water: 20.75 ft**	**Pump Type: Bladder** **Tubing Type: Poly** **Pump Intake From TOC: 108.5 ft** **Estimated Total Volume Pumped: 7.5 liter** **Flow Cell Volume: 90 ml** **Final Flow Rate: 100 ml/min** **Final Draw Down: 5.25 ft**	**Instrument Used: Aqua TROLL 400** **Serial Number: 884189**

Test Notes:
5 bottles; Full app. III and IV.

Weather Conditions:
Sunny, 85 degrees F.

Low-Flow Readings:

Date Time	Elapsed Time	pH	Temperature	Specific Conductivity	RDO Concentration	Turbidity	ORP	Depth to Water	Flow
		+/- 0.1	+/- 0.5	+/- 5 %	+/- 0.2	+/- 5	+/- 10	+/- 0.3	
8/6/2024 8:53 AM	00:00	7.94 pH	20.44 °C	550.82 µS/cm	1.67 mg/L	63.60 NTU	40.8 mV	20.85 ft	200.00 ml/min
8/6/2024 8:58 AM	05:00	8.02 pH	19.26 °C	558.24 µS/cm	0.41 mg/L	71.70 NTU	-40.5 mV	21.68 ft	200.00 ml/min
8/6/2024 9:03 AM	10:00	8.07 pH	19.03 °C	548.90 µS/cm	0.27 mg/L	26.80 NTU	-59.8 mV	22.88 ft	200.00 ml/min
8/6/2024 9:08 AM	15:00	8.09 pH	18.97 °C	540.26 µS/cm	0.21 mg/L	25.30 NTU	-96.5 mV	23.51 ft	200.00 ml/min
8/6/2024 9:13 AM	20:00	8.11 pH	19.15 °C	538.33 µS/cm	0.18 mg/L	11.50 NTU	-74.8 mV	23.60 ft	200.00 ml/min
8/6/2024 9:18 AM	25:00	8.12 pH	19.10 °C	535.48 µS/cm	0.14 mg/L	8.86 NTU	-122.3 mV	24.10 ft	200.00 ml/min
8/6/2024 9:23 AM	30:00	8.13 pH	19.13 °C	533.17 µS/cm	0.12 mg/L	6.32 NTU	-98.9 mV	24.40 ft	200.00 ml/min
8/6/2024 9:28 AM	35:00	8.28 pH	19.14 °C	536.64 µS/cm	0.12 mg/L	5.13 NTU	-144.1 mV	24.90 ft	200.00 ml/min
8/6/2024 9:33 AM	40:00	8.30 pH	19.24 °C	533.19 µS/cm	0.09 mg/L	4.09 NTU	-151.4 mV	25.20 ft	200.00 ml/min
8/6/2024 9:38 AM	45:00	8.31 pH	19.29 °C	540.94 µS/cm	0.08 mg/L	3.99 NTU	-157.9 mV	25.50 ft	200.00 ml/min
8/6/2024 9:43 AM	50:00	8.33 pH	19.24 °C	539.19 µS/cm	0.07 mg/L	4.27 NTU	-125.6 mV	25.80 ft	200.00 ml/min
8/6/2024 9:48 AM	55:00	8.34 pH	19.24 °C	535.59 µS/cm	0.06 mg/L	3.83 NTU	-166.2 mV	25.80 ft	200.00 ml/min
8/6/2024 9:53 AM	01:00:00	8.35 pH	19.30 °C	534.74 µS/cm	0.05 mg/L	4.01 NTU	-167.7 mV	25.95 ft	200.00 ml/min

8/6/2024 9:58 AM	01:05:00	8.36 pH	19.29 °C	533.45 µS/cm	0.05 mg/L	1.47 NTU	-173.4 mV	26.00 ft	200.00 ml/min

Samples

Sample ID:	Description:
HAM-HGWA-44D	Grab.

Created using VuSitu from In-Situ, Inc.

Low-Flow Test Report:

Test Date / Time: 8/6/2024 9:30:31 AM
Project: HGWA-4
Operator Name: Jacob Tracy

Location Name: HGWA-4 **Well Diameter: 2 in** **Casing Type: PVC** **Screen Length: 10 ft** **Top of Screen: 15.76 ft** **Total Depth: 25.76 ft** **Initial Depth to Water: 12.78 ft**	**Pump Type: Bladder** **Tubing Type: Poly** **Pump Intake From TOC: 20.76 ft** **Estimated Total Volume Pumped: 8.2 liter** **Flow Cell Volume: 90 ml** **Final Flow Rate: 200 ml/min** **Final Draw Down: 0.24 ft**	**Instrument Used: Aqua TROLL 400** **Serial Number: 883530**

Test Notes:
5 bottles; Full app. III and IV.

Weather Conditions:
Sunny, 95 degrees F.

Low-Flow Readings:

Date Time	Elapsed Time	pH	Temperature	Specific Conductivity	RDO Concentration	Turbidity	ORP	Depth to Water	Flow
		+/- 0.1	+/- 0.5	+/- 5 %	+/- 0.2	+/- 5	+/- 10	+/- 5	
8/6/2024 9:30 AM	00:00	6.05 pH	21.40 °C	194.93 µS/cm	3.28 mg/L	1.52 NTU	417.7 mV	12.78 ft	200.00 ml/min
8/6/2024 9:35 AM	05:00	6.02 pH	21.34 °C	196.07 µS/cm	3.27 mg/L	1.72 NTU	673.5 mV	12.78 ft	200.00 ml/min
8/6/2024 9:40 AM	10:00	6.05 pH	21.15 °C	166.24 µS/cm	3.55 mg/L	1.23 NTU	711.3 mV	12.78 ft	200.00 ml/min
8/6/2024 9:45 AM	15:00	6.04 pH	21.02 °C	201.94 µS/cm	3.15 mg/L	0.98 NTU	825.5 mV	13.02 ft	200.00 ml/min
8/6/2024 9:47 AM	16:48	6.05 pH	21.20 °C	203.20 µS/cm	2.94 mg/L	0.98 NTU	835.8 mV	12.78 ft	200.00 ml/min
8/6/2024 9:52 AM	21:48	6.08 pH	21.37 °C	207.12 µS/cm	2.65 mg/L	0.72 NTU	785.5 mV	12.78 ft	200.00 ml/min
8/6/2024 9:57 AM	26:48	6.09 pH	21.46 °C	210.63 µS/cm	2.57 mg/L	0.70 NTU	913.8 mV	12.78 ft	200.00 ml/min
8/6/2024 10:02 AM	31:48	6.14 pH	21.42 °C	215.06 µS/cm	2.57 mg/L	0.89 NTU	837.1 mV	12.78 ft	200.00 ml/min

Samples

Sample ID:	Description:
HGWC-4	

Low-Flow Test Report:

Test Date / Time: 8/6/2024 12:51:22 PM
Project: GP-Plant Hammond
Operator Name: T. Kessler

Location Name: HGWA-5 **Well Diameter: 2 in** **Casing Type: PVC** **Screen Length: 10 ft** **Top of Screen: 18.72 ft** **Total Depth: 28.72 ft** **Initial Depth to Water: 7.65 ft**	**Pump Type: Bladder** **Tubing Type: Poly** **Pump Intake From TOC: 23.72 ft** **Estimated Total Volume Pumped: 7 liter** **Flow Cell Volume: 90 ml** **Final Flow Rate: 200 ml/min** **Final Draw Down: 0.70 ft**	**Instrument Used: Aqua TROLL 400** **Serial Number: 884189**

Test Notes:
5 bottles; Full app. III and IV.

Weather Conditions:
Sunny, 95 degrees F.

Low-Flow Readings:

Date Time	Elapsed Time	pH	Temperature	Specific Conductivity	RDO Concentration	Turbidity	ORP	Depth to Water	Flow
		+/- 0.1	+/- 0.5	+/- 5 %	+/- 0.2	+/- 5	+/- 10	+/- 0.3	
8/6/2024 12:51 PM	00:00	6.42 pH	23.03 °C	99.21 µS/cm	1.37 mg/L	4.86 NTU	86.0 mV	8.10 ft	200.00 ml/min
8/6/2024 12:56 PM	05:00	6.30 pH	22.10 °C	144.37 µS/cm	0.75 mg/L	4.45 NTU	37.4 mV	8.20 ft	200.00 ml/min
8/6/2024 1:01 PM	10:00	6.34 pH	21.96 °C	165.37 µS/cm	0.46 mg/L	6.97 NTU	21.3 mV	8.27 ft	200.00 ml/min
8/6/2024 1:06 PM	15:00	6.38 pH	21.98 °C	176.21 µS/cm	0.52 mg/L	5.92 NTU	11.9 mV	8.35 ft	200.00 ml/min
8/6/2024 1:11 PM	20:00	6.41 pH	21.83 °C	183.31 µS/cm	0.31 mg/L	7.56 NTU	7.9 mV	8.35 ft	200.00 ml/min
8/6/2024 1:16 PM	25:00	6.41 pH	21.97 °C	185.68 µS/cm	0.35 mg/L	7.45 NTU	7.1 mV	8.35 ft	200.00 ml/min
8/6/2024 1:21 PM	30:00	6.40 pH	21.88 °C	184.17 µS/cm	0.37 mg/L	4.51 NTU	10.3 mV	8.35 ft	200.00 ml/min

Samples

Sample ID:	Description:
HAM-HGWA-5	Grab.

Low-Flow Test Report:

Test Date / Time: 8/6/2024 11:38:30 AM
Project: GP-Plant Hammond
Operator Name: T. Kessler

Location Name: HGWA-6 **Well Diameter: 2 in** **Casing Type: PVC** **Screen Length: 10 ft** **Top of Screen: 39.66 ft** **Total Depth: 49.66 ft** **Initial Depth to Water: 7.1 ft**	**Pump Type: Bladder** **Tubing Type: Poly** **Pump Intake From TOC: 44.66 ft** **Estimated Total Volume Pumped: 7 liter** **Flow Cell Volume: 90 ml** **Final Flow Rate: 200 ml/min** **Final Draw Down: 1.65 ft**	**Instrument Used: Aqua TROLL 400** **Serial Number: 884189**

Test Notes:
5 bottles; Full app. III and IV.

Weather Conditions:
Sunny, 90 degrees F.

Low-Flow Readings:

Date Time	Elapsed Time	pH	Temperature	Specific Conductivity	RDO Concentration	Turbidity	ORP	Depth to Water	Flow
		+/- 0.1	+/- 0.5	+/- 5 %	+/- 0.2	+/- 5	+/- 10	+/- 0.3	
8/6/2024 11:38 AM	00:00	7.73 pH	22.74 °C	318.03 µS/cm	0.67 mg/L	9.34 NTU	-72.1 mV	8.23 ft	200.00 ml/min
8/6/2024 11:43 AM	05:00	7.65 pH	21.74 °C	324.23 µS/cm	0.70 mg/L	2.66 NTU	-58.9 mV	8.50 ft	200.00 ml/min
8/6/2024 11:48 AM	10:00	7.62 pH	21.39 °C	324.69 µS/cm	0.61 mg/L	1.33 NTU	-53.7 mV	8.70 ft	200.00 ml/min
8/6/2024 11:53 AM	15:00	7.60 pH	21.25 °C	325.09 µS/cm	0.38 mg/L	1.16 NTU	-56.1 mV	8.75 ft	200.00 ml/min
8/6/2024 11:58 AM	20:00	7.59 pH	21.37 °C	325.02 µS/cm	0.28 mg/L	1.03 NTU	-59.0 mV	8.75 ft	200.00 ml/min
8/6/2024 12:03 PM	25:00	7.58 pH	21.41 °C	324.06 µS/cm	0.22 mg/L	0.78 NTU	-61.1 mV	8.75 ft	200.00 ml/min
8/6/2024 12:08 PM	30:00	7.56 pH	21.26 °C	323.69 µS/cm	0.18 mg/L	0.82 NTU	-62.9 mV	8.75 ft	200.00 ml/min

Samples

Sample ID:	Description:
HAM-HGWA-6	Grab.

Low-Flow Test Report:

Test Date / Time: 8/6/2024 2:56:53 PM
Project: GP-Plant Hammond
Operator Name: T. Kessler

Location Name: HGWA-42D **Well Diameter: 2 in** **Casing Type: PVC** **Screen Length: 10 ft** **Top of Screen: 58.03 ft** **Total Depth: 68.03 ft** **Initial Depth to Water: 13.5 ft**	**Pump Type: Bladder** **Tubing Type: Poly** **Pump Intake From TOC: 63.03 ft** **Estimated Total Volume Pumped: 7 liter** **Flow Cell Volume: 90 ml** **Final Flow Rate: 200 ml/min** **Final Draw Down: 2.05 ft**	**Instrument Used: Aqua TROLL 400** **Serial Number: 884189**

Test Notes:
5 bottles; Full app. III and IV.

Weather Conditions:
Sunny, 90 degrees F.

Low-Flow Readings:

Date Time	Elapsed Time	pH	Temperature	Specific Conductivity	RDO Concentration	Turbidity	ORP	Depth to Water	Flow
		+/- 0.1	+/- 0.5	+/- 5 %	+/- 0.2	+/- 5	+/- 10	+/- 0.3	
8/6/2024 2:56 PM	00:00	7.67 pH	25.60 °C	275.70 µS/cm	1.04 mg/L	90.70 NTU	-74.3 mV	14.75 ft	200.00 ml/min
8/6/2024 3:01 PM	05:00	7.65 pH	23.00 °C	276.59 µS/cm	0.50 mg/L	15.50 NTU	-77.8 mV	15.20 ft	200.00 ml/min
8/6/2024 3:06 PM	10:00	7.64 pH	22.71 °C	274.18 µS/cm	0.37 mg/L	17.20 NTU	-98.4 mV	15.42 ft	200.00 ml/min
8/6/2024 3:11 PM	15:00	7.64 pH	22.75 °C	272.48 µS/cm	0.34 mg/L	9.70 NTU	-105.8 mV	15.55 ft	200.00 ml/min
8/6/2024 3:16 PM	20:00	7.64 pH	22.91 °C	272.04 µS/cm	0.38 mg/L	8.25 NTU	-85.5 mV	15.70 ft	200.00 ml/min
8/6/2024 3:21 PM	25:00	7.64 pH	22.91 °C	272.54 µS/cm	0.38 mg/L	5.79 NTU	-113.1 mV	15.55 ft	200.00 ml/min
8/6/2024 3:26 PM	30:00	7.64 pH	23.04 °C	271.84 µS/cm	0.36 mg/L	4.34 NTU	-91.1 mV	15.55 ft	200.00 ml/min

Samples

Sample ID:	Description:
HAM-HGWA-42D	Grab.

Low-Flow Test Report:

Test Date / Time: 8/10/2024 9:51:45 AM
Project: GP-Plant Hammond
Operator Name: Z. Webb

Location Name: HGWC-14 **Well Diameter: 2 in** **Casing Type: PVC** **Screen Length: 10 ft** **Top of Screen: 32.98 ft** **Total Depth: 42.98 ft** **Initial Depth to Water: 31.5 ft**	**Pump Type: Peri** **Tubing Type: Poly** **Pump Intake From TOC: 37.98 ft** **Estimated Total Volume Pumped: 7 liter** **Flow Cell Volume: 90 ml** **Final Flow Rate: 200 ml/min** **Final Draw Down: 0.13 ft**	**Instrument Used: Aqua TROLL 400** **Serial Number: 1080297**

Test Notes:
5 bottles; Full app. III and IV.

Weather Conditions:
Clear, 80 degrees F.

Low-Flow Readings:

Date Time	Elapsed Time	pH	Temperature	Specific Conductivity	RDO Concentration	Turbidity	ORP	Depth to Water	Flow
		+/- 0.1	+/- 0.5	+/- 5 %	+/- 0.2	+/- 5	+/- 10	+/- 0.3	
8/10/2024 9:51 AM	00:00	4.82 pH	21.43 °C	1,709.8 µS/cm	0.45 mg/L	6.37 NTU	167.9 mV	31.50 ft	200.00 ml/min
8/10/2024 9:56 AM	05:00	4.85 pH	21.02 °C	1,731.0 µS/cm	0.56 mg/L	5.01 NTU	204.4 mV	31.63 ft	200.00 ml/min
8/10/2024 10:01 AM	10:00	4.85 pH	20.91 °C	1,731.5 µS/cm	0.61 mg/L	4.11 NTU	201.0 mV	31.63 ft	200.00 ml/min
8/10/2024 10:06 AM	15:00	4.86 pH	20.78 °C	1,727.7 µS/cm	0.55 mg/L	2.82 NTU	199.1 mV	31.63 ft	200.00 ml/min
8/10/2024 10:11 AM	20:00	4.87 pH	20.78 °C	1,726.4 µS/cm	0.56 mg/L	2.56 NTU	200.6 mV	31.63 ft	200.00 ml/min
8/10/2024 10:16 AM	25:00	4.87 pH	20.83 °C	1,723.6 µS/cm	0.46 mg/L	2.13 NTU	203.6 mV	31.63 ft	200.00 ml/min
8/10/2024 10:21 AM	30:00	4.88 pH	20.91 °C	1,729.6 µS/cm	0.45 mg/L	2.02 NTU	207.9 mV	31.63 ft	200.00 ml/min

Samples

Sample ID:	Description:
HAM-HGWC-14	Grab.

Low-Flow Test Report:

Test Date / Time: 8/8/2024 4:01:24 PM
Project: GP-Plant Hammond
Operator Name: Z. Webb

Location Name: HGWC-15 **Well Diameter: 2 in** **Casing Type: PVC** **Screen Length: 10 ft** **Top of Screen: 27.96 ft** **Total Depth: 37.96 ft** **Initial Depth to Water: 17.82 ft**	**Pump Type: Peri** **Tubing Type: Poly** **Pump Intake From TOC: 32.96 ft** **Estimated Total Volume Pumped: 6 liter** **Flow Cell Volume: 90 ml** **Final Flow Rate: 200 ml/min Final Draw Down: 0.08 ft**	**Instrument Used: Aqua TROLL 400** **Serial Number: 1080297**

Test Notes:
5 bottles; Full app. III and IV.

Weather Conditions:
Cloudy, 90 degrees F.

Low-Flow Readings:

Date Time	Elapsed Time	pH	Temperature	Specific Conductivity	RDO Concentration	Turbidity	ORP	Depth to Water	Flow
		+/- 0.1	+/- 0.5	+/- 5 %	+/- 0.2	+/- 5	+/- 10	+/- 0.3	
8/8/2024 4:01 PM	00:00	6.73 pH	22.12 °C	1,045.6 µS/cm	0.36 mg/L	0.95 NTU	31.9 mV	17.82 ft	200.00 ml/min
8/8/2024 4:06 PM	05:00	6.70 pH	20.59 °C	1,050.3 µS/cm	0.25 mg/L	0.88 NTU	175.4 mV	17.90 ft	200.00 ml/min
8/8/2024 4:11 PM	10:00	6.68 pH	20.83 °C	1,034.7 µS/cm	0.21 mg/L	0.70 NTU	195.9 mV	17.90 ft	200.00 ml/min
8/8/2024 4:16 PM	15:00	6.66 pH	20.64 °C	1,015.9 µS/cm	0.20 mg/L	0.58 NTU	199.6 mV	17.90 ft	200.00 ml/min
8/8/2024 4:21 PM	20:00	6.64 pH	20.44 °C	1,014.0 µS/cm	0.19 mg/L	1.29 NTU	211.5 mV	17.90 ft	200.00 ml/min
8/8/2024 4:26 PM	25:00	6.61 pH	20.91 °C	1,006.6 µS/cm	0.19 mg/L	0.76 NTU	205.4 mV	17.90 ft	200.00 ml/min
8/8/2024 4:31 PM	30:00	6.60 pH	20.74 °C	995.35 µS/cm	0.18 mg/L	0.59 NTU	210.8 mV	17.90 ft	200.00 ml/min

Samples

Sample ID:	Description:
HAM-HGWC-15	Grab.

Low-Flow Test Report:

Test Date / Time: 8/9/2024 1:40:13 PM
Project: GP-Plant Hammond
Operator Name: C. Cain

Location Name: HGWC-16 **Well Diameter: 2 in** **Casing Type: PVC** **Screen Length: 10 ft** **Top of Screen: 23.06 ft** **Total Depth: 33.06 ft** **Initial Depth to Water: 14.9 ft**	**Pump Type: Peri** **Tubing Type: Poly** **Pump Intake From TOC: 28.06 ft** **Estimated Total Volume Pumped: 7 liter** **Flow Cell Volume: 90 ml** **Final Flow Rate: 200 ml/min** **Final Draw Down: 0.8 ft**	**Instrument Used: Aqua TROLL 400** **Serial Number: 883530**

Test Notes:
5 bottles; Full app. III and IV.

Weather Conditions:
Sunny, 90 degrees F

Low-Flow Readings:

Date Time	Elapsed Time	pH	Temperature	Specific Conductivity	RDO Concentration	Turbidity	ORP	Depth to Water	Flow
		+/- 0.1	+/- 0.5	+/- 5 %	+/- 0.2	+/- 5	+/- 10	+/- 0.3	
8/9/2024 1:40 PM	00:00	7.14 pH	23.10 °C	947.07 µS/cm	0.18 mg/L	1.24 NTU	78.6 mV	15.56 ft	200.00 ml/min
8/9/2024 1:45 PM	05:00	7.20 pH	22.37 °C	949.61 µS/cm	0.11 mg/L	0.48 NTU	443.1 mV	15.62 ft	200.00 ml/min
8/9/2024 1:50 PM	09:53	7.25 pH	22.11 °C	952.13 µS/cm	0.08 mg/L	0.46 NTU	36.0 mV	15.68 ft	200.00 ml/min
8/9/2024 1:55 PM	14:53	7.26 pH	22.25 °C	953.49 µS/cm	0.07 mg/L	0.32 NTU	426.0 mV	15.70 ft	200.00 ml/min
8/9/2024 2:00 PM	19:53	7.29 pH	22.10 °C	959.18 µS/cm	0.06 mg/L	0.41 NTU	415.9 mV	15.70 ft	200.00 ml/min
8/9/2024 2:05 PM	24:53	7.30 pH	22.03 °C	964.46 µS/cm	0.05 mg/L	0.38 NTU	432.3 mV	15.70 ft	200.00 ml/min
8/9/2024 2:10 PM	29:53	7.30 pH	22.00 °C	965.23 µS/cm	0.05 mg/L	0.36 NTU	507.2 mV	15.70 ft	200.00 ml/min
8/9/2024 2:15 PM	34:53	7.32 pH	22.00 °C	968.24 µS/cm	0.04 mg/L	0.40 NTU	471.6 mV	15.70 ft	200.00 ml/min

Samples

Sample ID:	Description:
HAM-HGWC-16	Grab.

Low-Flow Test Report:

--

Test Date / Time: 8/8/2024 4:00:04 PM
Project: GP-Plant Hammond
Operator Name: C. Cain

Location Name: HGWC-17 **Well Diameter: 2 in** **Casing Type: PVC** **Screen Length: 10 ft** **Top of Screen: 17.79 ft** **Total Depth: 27.79 ft**	**Pump Type: Bladder** **Tubing Type: Poly** **Pump Intake From TOC: 22.79 ft** **Estimated Total Volume Pumped: 19 liter** **Flow Cell Volume: 90 ml** **Final Flow Rate: 200 ml/min**	**Instrument Used: Aqua TROLL 400** **Serial Number: 883530**

Test Notes:
5 bottles; Full app. III and IV.

Weather Conditions:
Rain, 93 degrees F.

Low-Flow Readings:

Date Time	Elapsed Time	pH	Temperature	Specific Conductivity	RDO Concentration	Turbidity	ORP	Depth to Water	Flow
		+/- 0.1	+/- 0.5	+/- 5 %	+/- 0.2	+/- 5	+/- 10	+/- 0.3	
8/8/2024 4:00 PM	00:00	7.29 pH	25.09 °C	883.87 µS/cm	0.36 mg/L	97.60 NTU	304.0 mV	--	200.00 ml/min
8/8/2024 4:05 PM	05:00	7.02 pH	20.35 °C	955.02 µS/cm	0.20 mg/L	61.70 NTU	621.4 mV	--	200.00 ml/min
8/8/2024 4:10 PM	10:00	6.95 pH	20.40 °C	959.69 µS/cm	0.17 mg/L	54.70 NTU	628.8 mV	--	200.00 ml/min
8/8/2024 4:15 PM	15:00	6.94 pH	20.26 °C	955.84 µS/cm	0.17 mg/L	39.60 NTU	573.7 mV	--	200.00 ml/min
8/8/2024 4:20 PM	20:00	6.93 pH	20.29 °C	962.24 µS/cm	0.17 mg/L	17.90 NTU	554.5 mV	--	200.00 ml/min
8/8/2024 4:25 PM	25:00	6.91 pH	20.68 °C	963.14 µS/cm	0.17 mg/L	13.70 NTU	541.4 mV	--	200.00 ml/min
8/8/2024 4:30 PM	30:00	6.91 pH	20.68 °C	956.13 µS/cm	0.17 mg/L	11.60 NTU	541.6 mV	--	200.00 ml/min
8/8/2024 4:35 PM	35:00	6.90 pH	20.50 °C	959.24 µS/cm	0.16 mg/L	9.39 NTU	537.4 mV	--	200.00 ml/min
8/8/2024 4:40 PM	40:00	6.91 pH	20.54 °C	960.22 µS/cm	0.17 mg/L	8.15 NTU	532.9 mV	--	200.00 ml/min
8/8/2024 4:45 PM	45:00	6.90 pH	20.44 °C	962.95 µS/cm	0.17 mg/L	7.99 NTU	531.0 mV	--	200.00 ml/min
8/8/2024 4:50 PM	50:00	6.90 pH	20.34 °C	962.98 µS/cm	0.17 mg/L	7.66 NTU	526.9 mV	--	200.00 ml/min
8/8/2024 4:55 PM	55:00	6.90 pH	20.36 °C	962.27 µS/cm	0.17 mg/L	6.65 NTU	523.0 mV	--	200.00 ml/min
8/8/2024 5:00 PM	01:00:00	6.90 pH	20.38 °C	962.53 µS/cm	0.18 mg/L	5.90 NTU	519.7 mV	--	200.00 ml/min
8/8/2024 5:05 PM	01:05:00	6.90 pH	20.43 °C	965.34 µS/cm	0.18 mg/L	5.78 NTU	515.9 mV	--	200.00 ml/min

8/8/2024 5:10 PM	01:10:00	6.90 pH	20.60 °C	964.74 µS/cm	0.19 mg/L	5.13 NTU	513.6 mV	--	200.00 ml/min
8/8/2024 5:15 PM	01:15:00	6.90 pH	20.58 °C	966.24 µS/cm	0.19 mg/L	4.98 NTU	510.5 mV	--	200.00 ml/min

Samples

Sample ID:	Description:
HAM-HGWC-17	Grab.

Created using VuSitu from In-Situ, Inc.

Low-Flow Test Report:

Test Date / Time: 8/9/2024 11:48:11 AM
Project: GP-Plant Hammond
Operator Name: C. Cain

Location Name: HGWC-18 **Well Diameter: 2 in** **Casing Type: PVC** **Screen Length: 10 ft** **Top of Screen: 17.71 ft** **Total Depth: 27.71 ft** **Initial Depth to Water: 18.22 ft**	**Pump Type: Peri** **Tubing Type: Poly** **Pump Intake From TOC: 22.71 ft** **Estimated Total Volume Pumped: 6 liter** **Flow Cell Volume: 90 ml** **Final Flow Rate: 200 ml/min** **Final Draw Down: 0.19 ft**	**Instrument Used: Aqua TROLL 400** **Serial Number: 883530**

Test Notes:
5 bottles; Full app. III and IV.

Weather Conditions:
Sunny, 86 degrees F.

Low-Flow Readings:

Date Time	Elapsed Time	pH	Temperature	Specific Conductivity	RDO Concentration	Turbidity	ORP	Depth to Water	Flow
		+/- 0.1	+/- 0.5	+/- 5 %	+/- 0.2	+/- 5	+/- 10	+/- 0.3	
8/9/2024 11:48 AM	00:00	4.87 pH	23.31 °C	1,040.6 µS/cm	1.34 mg/L	5.70 NTU	296.4 mV	18.41 ft	200.00 ml/min
8/9/2024 11:53 AM	05:00	4.95 pH	22.89 °C	1,035.4 µS/cm	1.16 mg/L	6.68 NTU	617.5 mV	18.41 ft	200.00 ml/min
8/9/2024 11:58 AM	10:00	4.95 pH	22.72 °C	1,047.7 µS/cm	1.10 mg/L	5.16 NTU	675.8 mV	18.41 ft	200.00 ml/min
8/9/2024 12:03 PM	15:00	4.94 pH	22.68 °C	1,052.3 µS/cm	1.06 mg/L	4.75 NTU	714.4 mV	18.41 ft	200.00 ml/min
8/9/2024 12:08 PM	20:00	4.95 pH	22.58 °C	1,041.4 µS/cm	1.05 mg/L	4.82 NTU	744.0 mV	18.41 ft	200.00 ml/min
8/9/2024 12:13 PM	25:00	4.95 pH	22.67 °C	1,037.7 µS/cm	1.03 mg/L	3.85 NTU	771.2 mV	18.41 ft	200.00 ml/min
8/9/2024 12:18 PM	30:00	4.95 pH	22.59 °C	1,039.8 µS/cm	1.03 mg/L	3.32 NTU	795.6 mV	18.41 ft	200.00 ml/min

Samples

Sample ID:	Description:
HAM-HGWC-18	Grab.

Low-Flow Test Report:

Test Date / Time: 8/9/2024 9:25:07 AM
Project: GP-Plant Hammond
Operator Name: C. Cain

Location Name: MW-21D **Well Diameter: 2 in** **Casing Type: PVC** **Screen Length: 10 ft** **Top of Screen: 41.88 ft** **Total Depth: 51.88 ft** **Initial Depth to Water: 18.38 ft**	**Pump Type: Bladder** **Tubing Type: Poly** **Pump Intake From TOC: 46.88 ft** **Estimated Total Volume Pumped: 18 liter** **Flow Cell Volume: 90 ml** **Final Flow Rate: 200 ml/min** **Final Draw Down: 0.26 ft**	**Instrument Used: Aqua TROLL 400** **Serial Number: 883530**

Test Notes:
5 bottles; Full app. III and IV.

Weather Conditions: Sunny, 78 degrees F.

Low-Flow Readings:

Date Time	Elapsed Time	pH	Temperature	Specific Conductivity	RDO Concentration	Turbidity	ORP	Depth to Water	Flow
		+/- 0.1	+/- 0.5	+/- 5 %	+/- 0.2	+/- 5	+/- 10	+/- 0.3	
8/9/2024 9:25 AM	00:00	7.29 pH	20.93 °C	596.49 µS/cm	2.23 mg/L	105.70 NTU	-33.6 mV	18.57 ft	200.00 ml/min
8/9/2024 9:30 AM	05:00	7.28 pH	20.17 °C	588.52 µS/cm	0.77 mg/L	112.30 NTU	78.7 mV	18.63 ft	200.00 ml/min
8/9/2024 9:35 AM	10:00	7.31 pH	20.32 °C	589.89 µS/cm	0.30 mg/L	147.00 NTU	306.1 mV	18.63 ft	200.00 ml/min
8/9/2024 9:40 AM	15:00	7.35 pH	20.13 °C	581.10 µS/cm	0.20 mg/L	124.50 NTU	384.3 mV	18.63 ft	200.00 ml/min
8/9/2024 9:45 AM	20:00	7.36 pH	20.22 °C	575.75 µS/cm	0.18 mg/L	93.70 NTU	360.1 mV	18.63 ft	200.00 ml/min
8/9/2024 9:50 AM	25:00	7.37 pH	20.31 °C	572.19 µS/cm	0.17 mg/L	65.10 NTU	351.5 mV	18.63 ft	200.00 ml/min
8/9/2024 9:55 AM	30:00	7.38 pH	20.31 °C	567.95 µS/cm	0.17 mg/L	41.80 NTU	326.1 mV	18.63 ft	200.00 ml/min
8/9/2024 10:00 AM	35:00	7.40 pH	19.88 °C	566.41 µS/cm	0.17 mg/L	39.00 NTU	328.3 mV	18.63 ft	200.00 ml/min
8/9/2024 10:05 AM	40:00	7.41 pH	19.95 °C	564.05 µS/cm	0.16 mg/L	27.30 NTU	347.4 mV	18.64 ft	200.00 ml/min
8/9/2024 10:10 AM	45:00	7.41 pH	20.15 °C	558.09 µS/cm	0.15 mg/L	17.80 NTU	372.9 mV	18.64 ft	200.00 ml/min
8/9/2024 10:12 AM	46:55	7.41 pH	20.13 °C	559.38 µS/cm	0.15 mg/L	17.80 NTU	306.6 mV	18.64 ft	200.00 ml/min
8/9/2024 10:17 AM	51:55	7.40 pH	20.24 °C	555.73 µS/cm	0.15 mg/L	15.10 NTU	398.9 mV	18.64 ft	200.00 ml/min
8/9/2024 10:22 AM	56:55	7.40 pH	20.31 °C	552.46 µS/cm	0.18 mg/L	11.80 NTU	412.3 mV	18.64 ft	200.00 ml/min

8/9/2024 10:27 AM	01:01:55	7.41 pH	20.42 °C	551.60 µS/cm	0.18 mg/L	8.67 NTU	423.7 mV	18.64 ft	200.00 ml/min
8/9/2024 10:32 AM	01:06:55	7.41 pH	20.49 °C	551.70 µS/cm	0.17 mg/L	7.44 NTU	430.6 mV	18.64 ft	200.00 ml/min
8/9/2024 10:37 AM	01:11:55	7.41 pH	20.57 °C	549.71 µS/cm	0.17 mg/L	6.94 NTU	509.3 mV	18.64 ft	200.00 ml/min
8/9/2024 10:42 AM	01:16:55	7.42 pH	20.55 °C	550.73 µS/cm	0.17 mg/L	5.77 NTU	443.5 mV	18.64 ft	200.00 ml/min
8/9/2024 10:47 AM	01:21:55	7.42 pH	20.62 °C	550.81 µS/cm	0.18 mg/L	5.89 NTU	446.7 mV	18.64 ft	200.00 ml/min
8/9/2024 10:52 AM	01:26:55	7.42 pH	20.70 °C	548.72 µS/cm	0.18 mg/L	5.14 NTU	456.8 mV	18.64 ft	200.00 ml/min
8/9/2024 10:57 AM	01:31:55	7.42 pH	20.80 °C	549.47 µS/cm	0.18 mg/L	4.91 NTU	458.5 mV	18.64 ft	200.00 ml/min

Samples

Sample ID:	Description:
HAM-MW-21D	Grab.

Low-Flow Test Report:

Test Date / Time: 8/10/2024 4:07:02 PM
Project: GP-Plant Hammond
Operator Name: Z. Webb

Location Name: MW-22 **Well Diameter: 2 in** **Casing Type: PVC** **Screen Length: 10 ft** **Top of Screen: 27.47 ft** **Total Depth: 37.47 ft** **Initial Depth to Water: 14.3 ft**	**Pump Type: Peri** **Tubing Type: Poly** **Pump Intake From TOC: 32.47 ft** **Estimated Total Volume Pumped: 9 liter** **Flow Cell Volume: 90 ml** **Final Flow Rate: 100 ml/min Final Draw Down: 7.45 ft**	**Instrument Used: Aqua TROLL 400** **Serial Number: 1080297**

Test Notes:
5 bottles; Full app. III and IV.

Weather Conditions:
Clear, 90 degrees F.

Low-Flow Readings:

Date Time	Elapsed Time	pH	Temperature	Specific Conductivity	RDO Concentration	Turbidity	ORP	Depth to Water	Flow
		+/- 0.1	+/- 0.5	+/- 5 %	+/- 0.2	+/- 5	+/- 10	+/- 0.3	
8/10/2024 4:07 PM	00:00	5.62 pH	21.90 °C	1,087.2 µS/cm	1.56 mg/L	2.41 NTU	122.8 mV	14.30 ft	100.00 ml/min
8/10/2024 4:12 PM	05:00	5.61 pH	21.46 °C	1,093.7 µS/cm	0.89 mg/L	2.20 NTU	109.5 mV	15.96 ft	100.00 ml/min
8/10/2024 4:17 PM	10:00	5.60 pH	21.36 °C	1,096.3 µS/cm	0.57 mg/L	2.03 NTU	138.1 mV	17.22 ft	100.00 ml/min
8/10/2024 4:22 PM	15:00	5.60 pH	21.22 °C	1,089.1 µS/cm	0.39 mg/L	1.73 NTU	102.5 mV	18.07 ft	100.00 ml/min
8/10/2024 4:27 PM	20:00	5.59 pH	21.27 °C	1,087.8 µS/cm	0.31 mg/L	1.36 NTU	130.1 mV	18.25 ft	100.00 ml/min
8/10/2024 4:32 PM	25:00	5.59 pH	21.43 °C	1,087.9 µS/cm	0.27 mg/L	1.41 NTU	99.4 mV	18.62 ft	100.00 ml/min
8/10/2024 4:37 PM	30:00	5.59 pH	21.14 °C	1,085.0 µS/cm	0.25 mg/L	1.95 NTU	93.9 mV	19.18 ft	100.00 ml/min
8/10/2024 4:42 PM	35:00	5.59 pH	21.09 °C	1,081.8 µS/cm	0.24 mg/L	1.27 NTU	91.8 mV	19.43 ft	100.00 ml/min
8/10/2024 4:47 PM	40:00	5.60 pH	20.99 °C	1,077.8 µS/cm	0.23 mg/L	1.39 NTU	90.4 mV	19.81 ft	100.00 ml/min
8/10/2024 4:52 PM	45:00	5.59 pH	21.12 °C	1,088.3 µS/cm	0.24 mg/L	1.70 NTU	89.2 mV	20.12 ft	100.00 ml/min
8/10/2024 4:57 PM	50:00	5.59 pH	21.09 °C	1,083.2 µS/cm	0.23 mg/L	1.25 NTU	88.1 mV	20.44 ft	100.00 ml/min
8/10/2024 5:02 PM	55:00	5.59 pH	21.47 °C	1,087.0 µS/cm	0.23 mg/L	1.26 NTU	88.0 mV	20.75 ft	100.00 ml/min
8/10/2024 5:07 PM	01:00:00	5.59 pH	21.26 °C	1,082.1 µS/cm	0.23 mg/L	1.18 NTU	86.6 mV	21.04 ft	100.00 ml/min

8/10/2024 5:12 PM	01:05:00	5.59 pH	20.91 °C	1,076.5 µS/cm	0.22 mg/L	1.22 NTU	86.0 mV	21.36 ft	100.00 ml/min
8/10/2024 5:17 PM	01:10:00	5.59 pH	20.83 °C	1,080.3 µS/cm	0.22 mg/L	1.27 NTU	85.2 mV	21.51 ft	100.00 ml/min
8/10/2024 5:22 PM	01:15:00	5.59 pH	20.82 °C	1,084.1 µS/cm	0.22 mg/L	1.34 NTU	85.0 mV	21.75 ft	100.00 ml/min

Samples

Sample ID:	Description:
HAM-MW-22	Grab.

Low-Flow Test Report:

Test Date / Time: 8/9/2024 8:59:49 AM
Project: GP-Plant Hammond
Operator Name: Z. Webb

Location Name: MW-23D **Well Diameter: 2 in** **Casing Type: PVC** **Screen Length: 10 ft** **Top of Screen: 52.24 ft** **Total Depth: 62.24 ft** **Initial Depth to Water: 17.05 ft**	**Pump Type: Peri** **Tubing Type: Poly** **Pump Intake From TOC: 57.24 ft** **Estimated Total Volume Pumped: 7 liter** **Flow Cell Volume: 90 ml** **Final Flow Rate: 200 ml/min Final Draw Down: 0.16 ft**	**Instrument Used: Aqua TROLL 400** **Serial Number: 1080297**

Test Notes:
5 bottles: Full app. III and IV.

Weather Conditions:
Clear, 80 degrees F.

Low-Flow Readings:

Date Time	Elapsed Time	pH	Temperature	Specific Conductivity	RDO Concentration	Turbidity	ORP	Depth to Water	Flow
		+/- 0.1	+/- 0.5	+/- 5 %	+/- 0.2	+/- 5	+/- 10	+/- 0.3	
8/9/2024 8:59 AM	00:00	6.93 pH	20.51 °C	1,355.2 µS/cm	1.64 mg/L	0.87 NTU	-20.3 mV	17.05 ft	200.00 ml/min
8/9/2024 9:04 AM	05:00	6.91 pH	20.22 °C	1,352.7 µS/cm	1.49 mg/L	0.61 NTU	-11.1 mV	17.21 ft	200.00 ml/min
8/9/2024 9:09 AM	10:00	6.90 pH	20.41 °C	1,340.7 µS/cm	1.43 mg/L	0.68 NTU	-1.9 mV	17.21 ft	200.00 ml/min
8/9/2024 9:14 AM	15:00	6.89 pH	20.38 °C	1,330.7 µS/cm	1.40 mg/L	0.47 NTU	6.6 mV	17.21 ft	200.00 ml/min
8/9/2024 9:19 AM	20:00	6.88 pH	20.38 °C	1,325.0 µS/cm	1.40 mg/L	0.50 NTU	11.1 mV	17.21 ft	200.00 ml/min
8/9/2024 9:24 AM	25:00	6.88 pH	20.38 °C	1,318.6 µS/cm	1.38 mg/L	0.69 NTU	12.4 mV	17.21 ft	200.00 ml/min
8/9/2024 9:29 AM	30:00	6.88 pH	20.25 °C	1,312.6 µS/cm	1.36 mg/L	0.52 NTU	14.1 mV	17.21 ft	200.00 ml/min

Samples

Sample ID:	Description:
HAM-MW-23D	Grab.

Created using VuSitu from In-Situ, Inc.

Low-Flow Test Report:

Test Date / Time: 8/9/2024 3:20:21 PM
Project: GP-Plant Hammond
Operator Name: C. Cain

Location Name: MW-33 **Well Diameter: 2 in** **Casing Type: PVC** **Screen Length: 10 ft** **Top of Screen: 27.72 ft** **Total Depth: 37.72 ft** **Initial Depth to Water: 28.37 ft**	**Pump Type: Bladder** **Tubing Type: Poly** **Pump Intake From TOC: 32.72 ft** **Estimated Total Volume Pumped: 9.5 liter** **Flow Cell Volume: 90 ml** **Final Flow Rate: 100 ml/min** **Final Draw Down: 2.34 ft**	**Instrument Used: Aqua TROLL 400** **Serial Number: 883530**

Test Notes:
5 bottles; Full app. III and IV.

Weather Conditions:
Sunny, 92 degrees F.

Low-Flow Readings:

Date Time	Elapsed Time	pH	Temperature	Specific Conductivity	RDO Concentration	Turbidity	ORP	Depth to Water	Flow
		+/- 0.1	+/- 0.5	+/- 5 %	+/- 0.2	+/- 5	+/- 10	+/- 0.3	
8/9/2024 3:20 PM	00:00	4.89 pH	21.66 °C	1,918.4 µS/cm	0.62 mg/L	7.39 NTU	341.7 mV	29.02 ft	200.00 ml/min
8/9/2024 3:25 PM	05:00	4.92 pH	21.65 °C	1,825.4 µS/cm	0.39 mg/L	8.44 NTU	659.0 mV	29.20 ft	200.00 ml/min
8/9/2024 3:30 PM	10:00	4.89 pH	21.77 °C	1,826.2 µS/cm	0.34 mg/L	6.10 NTU	727.5 mV	29.38 ft	200.00 ml/min
8/9/2024 3:35 PM	15:00	4.87 pH	21.67 °C	1,835.8 µS/cm	0.32 mg/L	5.80 NTU	842.3 mV	29.54 ft	200.00 ml/min
8/9/2024 3:40 PM	20:00	4.85 pH	21.42 °C	1,838.2 µS/cm	0.30 mg/L	4.47 NTU	899.5 mV	29.75 ft	200.00 ml/min
8/9/2024 3:45 PM	25:00	4.85 pH	21.42 °C	1,837.6 µS/cm	0.28 mg/L	4.52 NTU	936.0 mV	29.95 ft	200.00 ml/min
8/9/2024 3:50 PM	30:00	4.88 pH	21.51 °C	1,825.0 µS/cm	0.26 mg/L	4.76 NTU	869.4 mV	30.19 ft	200.00 ml/min
8/9/2024 3:55 PM	35:00	4.82 pH	22.09 °C	1,845.2 µS/cm	0.27 mg/L	4.86 NTU	871.0 mV	30.38 ft	100.00 ml/min
8/9/2024 4:00 PM	40:00	4.86 pH	22.74 °C	1,828.2 µS/cm	0.26 mg/L	5.24 NTU	876.1 mV	30.45 ft	100.00 ml/min
8/9/2024 4:05 PM	45:00	4.86 pH	22.96 °C	1,823.6 µS/cm	0.28 mg/L	5.69 NTU	880.2 mV	30.54 ft	100.00 ml/min
8/9/2024 4:10 PM	50:00	4.86 pH	22.94 °C	1,824.7 µS/cm	0.29 mg/L	5.05 NTU	986.2 mV	30.62 ft	100.00 ml/min
8/9/2024 4:15 PM	55:00	4.87 pH	22.54 °C	1,819.3 µS/cm	0.30 mg/L	3.69 NTU	886.2 mV	30.71 ft	100.00 ml/min

Samples

Sample ID:	Description:
HAM-MW-33	Grab.

Created using VuSitu from In-Situ, Inc.

Low-Flow Test Report:

Test Date / Time: 8/10/2024 3:20:11 PM
Project: GP-Plant Hammond
Operator Name: C. Cain

Location Name: MW-34D **Well Diameter: 2 in** **Casing Type: PVC** **Screen Length: 10 ft** **Top of Screen: 63.68 ft** **Total Depth: 73.68 ft** **Initial Depth to Water: 32 ft**	**Pump Type: Bladder** **Tubing Type: Poly** **Pump Intake From TOC: 68.68 ft** **Estimated Total Volume Pumped: 7 liter** **Flow Cell Volume: 90 ml** **Final Flow Rate: 200 ml/min** **Final Draw Down: 0.13 ft**	**Instrument Used: Aqua TROLL 400** **Serial Number: 1080293**

Test Notes:
5 bottles; Full app. III and IV.

Weather Conditions:
Sunny, 91 degrees F.

Low-Flow Readings:

Date Time	Elapsed Time	pH	Temperature	Specific Conductivity	RDO Concentration	Turbidity	ORP	Depth to Water	Flow
		+/- 0.1	+/- 0.5	+/- 5 %	+/- 0.2	+/- 5	+/- 10	+/- 0.3	
8/10/2024 3:20 PM	00:00	7.08 pH	23.31 °C	1,966.7 µS/cm	0.36 mg/L	22.20 NTU	57.8 mV	32.11 ft	200.00 ml/min
8/10/2024 3:25 PM	05:00	7.10 pH	22.72 °C	1,982.8 µS/cm	0.23 mg/L	4.88 NTU	54.0 mV	32.13 ft	200.00 ml/min
8/10/2024 3:30 PM	10:00	7.11 pH	22.58 °C	1,986.3 µS/cm	0.18 mg/L	3.56 NTU	46.0 mV	32.13 ft	200.00 ml/min
8/10/2024 3:35 PM	15:00	7.11 pH	22.56 °C	1,987.3 µS/cm	0.15 mg/L	2.66 NTU	45.0 mV	32.13 ft	200.00 ml/min
8/10/2024 3:40 PM	20:00	7.10 pH	22.48 °C	1,991.0 µS/cm	0.13 mg/L	1.93 NTU	44.7 mV	32.13 ft	200.00 ml/min
8/10/2024 3:45 PM	25:00	7.11 pH	22.44 °C	1,985.5 µS/cm	0.11 mg/L	1.67 NTU	42.5 mV	32.13 ft	200.00 ml/min
8/10/2024 3:50 PM	30:00	7.11 pH	22.35 °C	1,986.9 µS/cm	0.10 mg/L	1.18 NTU	41.3 mV	32.13 ft	200.00 ml/min

Samples

Sample ID:	Description:
HAM-MW-34D	Grab.

Low-Flow Test Report:

Test Date / Time: 8/9/2024 12:17:41 PM
Project: GP-Plant Hammond
Operator Name: Z. Webb

Location Name: MW-35 **Well Diameter: 2 in** **Casing Type: PVC** **Screen Length: 10 ft** **Top of Screen: 13.52 ft** **Total Depth: 23.52 ft** **Initial Depth to Water: 9.93 ft**	**Pump Type: Peri** **Tubing Type: Poly** **Pump Intake From TOC: 18.52 ft** **Estimated Total Volume Pumped: 10 liter** **Flow Cell Volume: 90 ml** **Final Flow Rate: 200 ml/min** **Final Draw Down: 3.01 ft**	**Instrument Used: Aqua TROLL 400** **Serial Number: 1080297**

Test Notes:
5 bottles; Full app. III and IV.

Weather Conditions:
Clear, 85 degrees F.

Low-Flow Readings:

Date Time	Elapsed Time	pH	Temperature	Specific Conductivity	RDO Concentration	Turbidity	ORP	Depth to Water	Flow
		+/- 0.1	+/- 0.5	+/- 5 %	+/- 0.2	+/- 5	+/- 10	+/- 0.3	
8/9/2024 12:17 PM	00:00	5.48 pH	21.07 °C	1,999.7 µS/cm	0.17 mg/L	5.40 NTU	120.7 mV	9.93 ft	200.00 ml/min
8/9/2024 12:22 PM	05:00	5.50 pH	20.22 °C	2,012.1 µS/cm	0.11 mg/L	3.42 NTU	127.9 mV	11.81 ft	200.00 ml/min
8/9/2024 12:27 PM	10:00	5.42 pH	20.02 °C	2,017.6 µS/cm	0.08 mg/L	1.96 NTU	93.5 mV	12.49 ft	200.00 ml/min
8/9/2024 12:32 PM	15:00	5.33 pH	20.04 °C	2,039.0 µS/cm	0.07 mg/L	1.36 NTU	89.3 mV	12.55 ft	200.00 ml/min
8/9/2024 12:37 PM	20:00	5.23 pH	19.84 °C	2,060.8 µS/cm	0.06 mg/L	0.89 NTU	91.0 mV	12.69 ft	200.00 ml/min
8/9/2024 12:42 PM	25:00	5.14 pH	19.70 °C	2,078.9 µS/cm	0.09 mg/L	0.71 NTU	95.0 mV	12.83 ft	200.00 ml/min
8/9/2024 12:47 PM	30:00	5.08 pH	19.76 °C	2,114.1 µS/cm	0.09 mg/L	0.67 NTU	99.4 mV	12.88 ft	200.00 ml/min
8/9/2024 12:52 PM	35:00	5.05 pH	19.69 °C	2,139.3 µS/cm	0.09 mg/L	0.56 NTU	102.5 mV	12.94 ft	200.00 ml/min
8/9/2024 12:57 PM	40:00	5.06 pH	19.69 °C	2,143.1 µS/cm	0.09 mg/L	0.63 NTU	101.9 mV	12.94 ft	200.00 ml/min
8/9/2024 1:02 PM	45:00	5.05 pH	19.61 °C	2,152.1 µS/cm	0.08 mg/L	0.48 NTU	103.0 mV	12.94 ft	200.00 ml/min

Samples

Sample ID:	Description:

HAM-MW-35	Grab.

Low-Flow Test Report:

Test Date / Time: 8/10/2024 11:27:14 AM
Project: GP-Plant Hammond
Operator Name: Z. Webb

Location Name: MW-37D **Well Diameter: 2 in** **Casing Type: PVC** **Screen Length: 10 ft** **Top of Screen: 66.63 ft** **Total Depth: 76.63 ft** **Initial Depth to Water: 17.9 ft**	**Pump Type: Peri** **Tubing Type: Poly** **Pump Intake From TOC: 71.73 ft** **Estimated Total Volume Pumped: 11 liter** **Flow Cell Volume: 90 ml** **Final Flow Rate: 200 ml/min** **Final Draw Down: 15.66 ft**	**Instrument Used: Aqua TROLL 400** **Serial Number: 1080297**

Test Notes:
5 bottles; Full app. III and IV.

Weather Conditions:
Clear, 90 degrees F.

Low-Flow Readings:

Date Time	Elapsed Time	pH	Temperature	Specific Conductivity	RDO Concentration	Turbidity	ORP	Depth to Water	Flow
		+/- 0.1	+/- 0.5	+/- 5 %	+/- 0.2	+/- 5	+/- 10	+/- 0.3	
8/10/2024 11:27 AM	00:00	7.52 pH	21.94 °C	303.18 µS/cm	0.33 mg/L	3.52 NTU	-79.7 mV	17.90 ft	200.00 ml/min
8/10/2024 11:32 AM	05:00	7.65 pH	20.84 °C	306.82 µS/cm	0.20 mg/L	1.61 NTU	-75.6 mV	21.13 ft	200.00 ml/min
8/10/2024 11:37 AM	10:00	7.68 pH	20.56 °C	307.02 µS/cm	0.14 mg/L	2.17 NTU	-41.3 mV	22.94 ft	200.00 ml/min
8/10/2024 11:42 AM	15:00	7.69 pH	20.53 °C	306.14 µS/cm	0.13 mg/L	2.26 NTU	-34.3 mV	24.63 ft	200.00 ml/min
8/10/2024 11:47 AM	20:00	7.69 pH	20.52 °C	306.67 µS/cm	0.13 mg/L	1.67 NTU	-32.0 mV	26.88 ft	200.00 ml/min
8/10/2024 11:52 AM	25:00	7.69 pH	20.50 °C	305.93 µS/cm	0.15 mg/L	1.37 NTU	-32.4 mV	28.45 ft	200.00 ml/min
8/10/2024 11:57 AM	30:00	7.70 pH	20.56 °C	305.52 µS/cm	0.15 mg/L	1.66 NTU	-63.8 mV	29.97 ft	200.00 ml/min
8/10/2024 12:02 PM	35:00	7.70 pH	20.59 °C	305.27 µS/cm	0.16 mg/L	1.28 NTU	-35.7 mV	30.76 ft	200.00 ml/min
8/10/2024 12:07 PM	40:00	7.69 pH	20.68 °C	304.39 µS/cm	0.17 mg/L	1.73 NTU	-36.8 mV	31.80 ft	200.00 ml/min
8/10/2024 12:12 PM	45:00	7.69 pH	20.92 °C	309.25 µS/cm	0.19 mg/L	1.32 NTU	-39.8 mV	32.84 ft	200.00 ml/min
8/10/2024 12:17 PM	50:00	7.69 pH	22.68 °C	306.84 µS/cm	0.19 mg/L	1.19 NTU	-46.1 mV	33.33 ft	200.00 ml/min
8/10/2024 12:22 PM	55:00	7.70 pH	22.80 °C	306.47 µS/cm	0.28 mg/L	1.36 NTU	-93.5 mV	33.47 ft	200.00 ml/min
8/10/2024 12:27 PM	01:00:00	7.71 pH	22.65 °C	306.50 µS/cm	0.28 mg/L	1.24 NTU	-60.2 mV	33.56 ft	200.00 ml/min

Samples

Sample ID:	Description:
HAM-MW-37D	Grab.
HAM-AP2-FD-02	Grab.

Low-Flow Test Report:

Test Date / Time: 8/9/2024 3:01:29 PM
Project: GP-Plant Hammond
Operator Name: Z. Webb

Location Name: MW-51 **Well Diameter: 2 in** **Casing Type: PVC** **Screen Length: 10 ft** **Top of Screen: 18.9 ft** **Total Depth: 28.9 ft** **Initial Depth to Water: 10.3 ft**	**Pump Type: Peri** **Tubing Type: Poly** **Pump Intake From TOC: 23.9 ft** **Estimated Total Volume Pumped: 7 liter** **Flow Cell Volume: 90 ml** **Final Flow Rate: 200 ml/min** **Final Draw Down: 1.38 ft**	**Instrument Used: Aqua TROLL 400** **Serial Number: 1080297**

Test Notes:
5 bottles; Full app. III and IV.

Weather Conditions:
Clear, 95 degrees F.

Low-Flow Readings:

Date Time	Elapsed Time	pH	Temperature	Specific Conductivity	RDO Concentration	Turbidity	ORP	Depth to Water	Flow
		+/- 0.1	+/- 0.5	+/- 5 %	+/- 0.2	+/- 5	+/- 10	+/- 0.3	
8/9/2024 3:01 PM	00:00	6.57 pH	29.09 °C	1,898.9 µS/cm	1.10 mg/L	95.40 NTU	19.8 mV	10.30 ft	200.00 ml/min
8/9/2024 3:06 PM	05:00	6.65 pH	20.45 °C	2,117.6 µS/cm	0.17 mg/L	71.90 NTU	5.5 mV	11.24 ft	200.00 ml/min
8/9/2024 3:11 PM	10:00	6.62 pH	19.76 °C	2,115.3 µS/cm	0.12 mg/L	38.50 NTU	15.1 mV	11.50 ft	200.00 ml/min
8/9/2024 3:16 PM	15:00	6.58 pH	19.79 °C	2,082.8 µS/cm	0.10 mg/L	24.20 NTU	17.8 mV	11.59 ft	200.00 ml/min
8/9/2024 3:21 PM	20:00	6.56 pH	19.98 °C	2,054.0 µS/cm	0.08 mg/L	11.50 NTU	19.4 mV	11.64 ft	200.00 ml/min
8/9/2024 3:26 PM	25:00	6.49 pH	19.90 °C	2,025.1 µS/cm	0.07 mg/L	8.42 NTU	24.9 mV	11.65 ft	200.00 ml/min
8/9/2024 3:31 PM	30:00	6.47 pH	19.84 °C	1,991.8 µS/cm	0.06 mg/L	6.33 NTU	28.1 mV	11.66 ft	200.00 ml/min
8/9/2024 3:36 PM	35:00	6.49 pH	19.66 °C	1,989.4 µS/cm	0.05 mg/L	4.48 NTU	25.4 mV	11.68 ft	200.00 ml/min

Samples

Sample ID:	Description:
HAM-MW-51	Grab.

CALIBRATION REPORTS

February 2024

Site Name: GP Hammond

Calibrated By: C. CAIN

Field Instrumentation Calibration Form

Date: 2/13/24

Field Conditions: Cloudy 35

Instrument	Manufactuer/ Model	Serial Number
Water Quality Meter	Aquatrall	850767
Turbidity Meter	2100Q	22090000086

Calibration Standard Information				
Parameter	Standard	Lot #	Date of Expiration	Brand
Specific Conductance (µS/cm)	4,490	24000044	6/24	In-Situ
pH (SU)	4.00	24000044	6/24	In-Situ
pH (SU)	7.00	22290139	4/24	In-Situ
pH (SU)	10.00	22101136	4/24	In-Situ
D.O. (%)	N/A	—	—	—
ORP (mV)	228.0	24002258	6/24	In-Situ

Calibration

Time Start 0745 Time Finish 0820

Parameter	Standard	Calibration Value	Calibration Solution Temperature (°C)	Acceptance Criteria	Reference
Specific Conductance (µS/cm)	4,490	4490	10.64	± 10% of standard	EPA 2023
pH (SU)	4.00	4.0	10.64	± 0.1	GWMP
pH (SU)	7.00	7.0	7.0	± 0.1	GWMP
pH (SU)	10.00	10	10.6	± 0.1	GWMP
D.O. (%)	N/A	100	100	± 10%	NA
ORP (mV)	228.0	228	228	± 10	EPA 2023

	Standard	Calibration Value	Acceptance Criteria	Reference
Turbidity (NTU)	20	20	± 10% of standard	EPA 2023
	100	100		
	800	800		

Calibration Check

Time Start 12:30 (JT) Time Finish 12:45 (JT)

Parameter	Standard	Calibration Value	Calibration Solution Temperature (°C)	Acceptance Criteria	Reference
Specific Conductance (µS/cm)	4,490	4490	19.6	± 10% of standard	EPA 2023
pH (SU)	4.00	4.0	20.3	± 0.1	GWMP
pH (SU)	7.00	7.0	19.7	± 0.1	GWMP
pH (SU)	10.00	10.0	19.9	± 0.1	GWMP

	Standard	Calibration Value	Acceptance Criteria	Reference
Turbidity (NTU)	20	20	± 10% of standard	EPA 2023
	100	100		
	800	800		

Notes:

Site Name: Plant Hammond

Calibrated By: TK

Field Instrumentation Calibration Form

Date: 2/13/2024

Field Conditions: Clear, 40 F

Instrument	Manufactuer/ Model	Serial Number
Water Quality Meter	[illegible]	8[illegible]3530
Turbidity Meter	[illegible]	22[illegible]3

Calibration Standard Information				
Parameter	Standard	Lot #	Date of Expiration	Brand
Specific Conductance (µS/cm)	4,490	24[illegible]4	5/2024	[illegible]
pH (SU)	4 00	↓	↓	↓
pH (SU)	7 00	2[illegible]39	4/24	
pH (SU)	10 00	22110130	4/24	
D O (%)	N/A	—	—	
ORP (mV)	228 0	2[illegible]	6/24	

Calibration					
Time Start [illegible]		Time Finish 0860			
Parameter	Standard	Calibration Value	Calibration Solution Temperature (°C)	Acceptance Criteria	Reference
Specific Conductance (µS/cm)	4,490	4490	11.11	± 10% of standard	EPA 2023
pH (SU)	4 00	4.00	11.55	± 0.1	GWMP
pH (SU)	7 00	[illegible]	11.5[illegible]	± 0.1	GWMP
pH (SU)	10 00	[illegible]	11.[illegible]	± 0 1	GWMP
D O (%)	N/A	[illegible]	10.40	± 10%	NA
ORP (mV)	228 0	[illegible]	11.57	± 10	EPA 2023

	Standard	Calibration Value	Acceptance Criteria	Reference
Turbidity (NTU)	20	20	± 10% of standard	EPA 2023
	100	10		
	[illegible]	[illegible]		
	—	—		

Calibration Check					
Time Start 14:10 (JT)		Time Finish 14:25 (JT)			
Parameter	Standard	Calibration Value	Calibration Solution Temperature (°C)	Acceptance Criteria	Reference
Specific Conductance (µS/cm)	4,490	~~4.01~~	4465	± 10% of standard	EPA 2023
pH (SU)	4 00	4.01	18.01	± 0 1	GWMP
pH (SU)	7.00	7.03	18.91	± 0 1	GWMP
pH (SU)	10 00		9.91	± 0 1	GWMP

	Standard	Calibration Value	Acceptance Criteria	Reference
Turbidity (NTU)	10	9.99	± 10% of standard	EPA 2023
	20	19.98		
	200	199.1		
	800	803		

Notes

Site Name: Plant Hammond

Calibrated By: J Newsome

Field Instrumentation Calibration Form

Date: 2/13/24

Field Conditions: Muddy, Clear Skies

Instrument	Manufactuer/ Model	Serial Number
Water Quality Meter	Aquatroll	85670
Turbidity Meter	2100Q	22080[illegible]

Calibration Standard Information				
Parameter	Standard	Lot #	Date of Expiration	Brand
Specific Conductance (µS/cm)	4,490	24[illegible]44	06/24	In Situ
pH (SU)	4.00	24[illegible]44	05/24	In Situ
pH (SU)	7.00	222[illegible]	04/24	In Situ
pH (SU)	10.00	22110130	04/24	In Situ
D.O. (%)	N/A	N/A	N/A	N/A
ORP (mV)	228.0	24[illegible]2255	3[illegible]/24	In Situ

Calibration					
Time Start 07:30 (JT)		Time Finish ~8:00 (JT)			
Parameter	Standard	Calibration Value	Calibration Solution Temperature (°C)	Acceptance Criteria	Reference
Specific Conductance (µS/cm)	4,490	44[illegible]	8.12	± 10% of standard	EPA 2023
pH (SU)	4.00	4	~~[illegible]~~ 9.13	± 0.1	GWMP
pH (SU)	7.00	7	9.60	± 0.1	GWMP
pH (SU)	10.00	10	9.53	± 0.1	GWMP
D.O. (%)	N/A	100	8.42	± 10%	NA
ORP (mV)	228.0	228	9.55	± 10	EPA 2023

	Standard	Calibration Value	Acceptance Criteria	Reference
Turbidity (NTU)	10 NTU	9.8	± 10% of standard	EPA 2023
	20 NTU	~~[illegible]~~ 21.1		
	100 NTU	96.3		
	800 NTU	79.5		

Calibration Check					
Time Start 12:15 (JT)		Time Finish 12:25 (JT)			
Parameter	Standard	Calibration Value	Calibration Solution Temperature (°C)	Acceptance Criteria	Reference
Specific Conductance (µS/cm)	4,490	4490	9.70	± 10% of standard	EPA 2023
pH (SU)	4.00	4	8.32	± 0.1	GWMP
pH (SU)	7.00	7	9.21	± 0.1	GWMP
pH (SU)	10.00	10	10.40	± 0.1	GWMP

	Standard (NTU)	Calibration Value	Acceptance Criteria	Reference
Turbidity (NTU)	10	9.9	± 10% of standard	EPA 2023
	20	19.7		
	100	93.1		
	800	78.6		

Notes:

Site Name: GP Plant Hammond

Field Instrumentation Calibration Form

Date 2/17/24

Calibrated By: C. CAIN

Field Conditions: Cloudy 32F

Instrument	Manufactuer/ Model	Serial Number
Water Quality Meter	Aqua Troll	850767
Turbidity Meter	3/010	3209[illegible]

Calibration Standard Information				
Parameter	Standard	Lot #	Date of Expiration	Brand
Specific Conductance (µS/cm)	4,490	24000044	5/24	In-situ
pH (SU)	4.00	24000044	5/24	In-situ
pH (SU)	7.00	22290139	4/24	In-situ
pH (SU)	10.00	22110130	4/24	In-situ
D.O. (%)	N/A	—	—	—
ORP (mV)	228.0	24002258	6/24	In-situ

Calibration					
Time Start 0800		Time Finish 0835			
Parameter	Standard	Calibration Value	Calibration Solution Temperature (°C)	Acceptance Criteria	Reference
Specific Conductance (µS/cm)	4,490	4490	12.76	± 10% of standard	EPA 2023
pH (SU)	4.00	4.0	13.17	± 0.1	GWMP
pH (SU)	7.00	7.0	13.63	± 0.1	GWMP
pH (SU)	10.00	10.0	13.86	± 0.1	GWMP
D.O. (%)	N/A	100	13.95	± 10%	NA
ORP (mV)	228.0	228.0	13.81	± 10	EPA 2023

	Standard	Calibration Value	Acceptance Criteria	Reference
Turbidity (NTU)	20	20	± 10% of standard	EPA 2023
	100	100		
	800	800		

Calibration Check					
Time Start 13:10 (JT)		Time Finish 13:25 (JT)			
Parameter	Standard	Calibration Value	Calibration Solution Temperature (°C)	Acceptance Criteria	Reference
Specific Conductance (µS/cm)	4,490	4472	13.29	± 10% of standard	EPA 2023
pH (SU)	4.00	4.01	13.29	± 0.1	GWMP
pH (SU)	7.00	6.97	13.84	± 0.1	GWMP
pH (SU)	10.00	9.94	14.01	± 0.1	GWMP

	Standard	Calibration Value	Acceptance Criteria	Reference
Turbidity (NTU)	20	19.7	± 10% of standard	EPA 2023
	100	102		
	800	815		

Notes:

Site Name: Plant Hammond

Calibrated By: L. CAIN

Field Instrumentation Calibration Form

Date: 2/18/24

Field Conditions: Cloudy 28

Instrument	Manufactuer/ Model	Serial Number
Water Quality Meter	In-situ	810763
Turbidity Meter	2100	22040[illegible]

Calibration Standard Information				
Parameter	Standard	Lot #	Date of Expiration	Brand
Specific Conductance (µS/cm)	4.490	24000044	5/24	In-situ
pH (SU)	4.00	24000044	6/24	In-situ
pH (SU)	7.00	22290139	4/24	In-situ
pH (SU)	10.00	22110130	4/24	In-situ
D.O (%)	N/A	—		—
ORP (mV)	228.0	24002258	6/24	In-situ

Calibration					
Time Start 8:00 (JT)		Time Finish 8:40 (JT)			
Parameter	Standard	Calibration Value	Calibration Solution Temperature (°C)	Acceptance Criteria	Reference
Specific Conductance (µS/cm)	4.490	4490	7.0	± 10% of standard	EPA 2023
pH (SU)	4.00	4.0	7.7	± 0.1	GWMP
pH (SU)	7.00	7.0	7.99	± 0.1	GWMP
pH (SU)	10.00	10.0	8.24	± 0.1	GWMP
D.O. (%)	N/A	100	-	± 10%	NA
ORP (mV)	228.0	228.0	8.57	± 10	EPA 2023

	Standard	Calibration Value	Acceptance Criteria	Reference
Turbidity (NTU)	20	20	± 10% of standard	EPA 2023
	100	100		
	800	800		

Calibration Check					
Time Start 12:45 (JT)		Time Finish 13:00 (JT)			
Parameter	Standard	Calibration Value	Calibration Solution Temperature (°C)	Acceptance Criteria	Reference
Specific Conductance (µS/cm)	4.490	4479	13.71	± 10% of standard	EPA 2023
pH (SU)	4.00	4.03	12.98	± 0.1	GWMP
pH (SU)	7.00	7.01	13.23	± 0.1	GWMP
pH (SU)	10.00	10.06	13.04	± 0.1	GWMP

	Standard	Calibration Value	Acceptance Criteria	Reference
Turbidity (NTU)	20	19	± 10% of standard	EPA 2023
	100	103		
	800	814		

Notes:

Site Name: Plant Hammond

Calibrated By: F. Hess/4

Field Instrumentation Calibration Form

Date: 2/18/2024

Field Conditions: Cloudy, 35°

Instrument	Manufactuer/ Model	Serial Number
Water Quality Meter	Aquaprobe/14CW	88359
Turbidity Meter	Hach	2020000023

Calibration Standard Information				
Parameter	Standard	Lot #	Date of Expiration	Brand
Specific Conductance (µS/cm)	4,490	24000644	5/24	IMS, Inc
pH (SU)	4.00	↓	↓	↓
pH (SU)	7.00	22240139	4/24	
pH (SU)	10.00	22110130	4/24	
D.O. (%)	N/A			
ORP (mV)	228.0			

Calibration					
Time Start 0730		Time Finish 0810			
Parameter	Standard	Calibration Value	Calibration Solution Temperature (°C)	Acceptance Criteria	Reference
Specific Conductance (µS/cm)	4,490	4490	6.13	± 10% of standard	EPA 2023
pH (SU)	4.00	4.00	5.71	± 0.1	GWMP
pH (SU)	7.00	7.00	6.74	± 0.1	GWMP
pH (SU)	10.00	10.0	7.71	± 0.1	GWMP
D.O. (%)	N/A	100		± 10%	NA
ORP (mV)	228.0	228	8.00	± 10	EPA 2023

	Standard	Calibration Value	Acceptance Criteria	Reference
Turbidity (NTU)	20	20	± 10% of standard	EPA 2023
	100	110		
	800	811		
	10	9.98		

Calibration Check					
Time Start 13:45 (JT)		Time Finish 13:55 (JT)			
Parameter	Standard	Calibration Value	Calibration Solution Temperature (°C)	Acceptance Criteria	Reference
Specific Conductance (µS/cm)	4,490	4500	15.81	± 10% of standard	EPA 2023
pH (SU)	4.00	3.91	16.82	± 0.1	GWMP
pH (SU)	7.00	6.93	15.41	± 0.1	GWMP
pH (SU)	10.00	9.97	16.00	± 0.1	GWMP

	Standard	Calibration Value	Acceptance Criteria	Reference
Turbidity (NTU)	10	9.95	± 10% of standard	EPA 2023
	20	19.10		
	100	95.3		
	800	782		

Notes:

Site Name: Plant Hammond

Calibrated By: Jacob Tracy

Field Instrumentation Calibration Form

Date: 02/19/2024

Field Conditions: Sunny, Clear

Instrument	Manufactuer/ Model	Serial Number
Water Quality Meter	In-Situ	968200
Turbidity Meter	Hach	22090D000239

Calibration Standard Information

Parameter	Standard	Lot #	Date of Expiration	Brand
Specific Conductance (µS/cm)	4,490	24000044	05/24	AIR
pH (SU)	4.00	+	✓	
pH (SU)	7.00	22290139	04/24	AIR
pH (SU)	10.00	22110130	04/24	AIR
D.O. (%)	N/A			
ORP (mV)	228.0	24002258	06/24	AIR

Calibration

Time Start 8:30 JT Time Finish 9:45 JT

Parameter	Standard	Calibration Value	Calibration Solution Temperature (°C)	Acceptance Criteria	Reference
Specific Conductance (µS/cm)	4,490	4490	1.68	± 10% of standard	EPA 2023
pH (SU)	4.00	4.0	1.58	± 0.1	GWMP
pH (SU)	7.00	7.0	2.00	± 0.1	GWMP
pH (SU)	10.00	10.0	2.15	± 0.1	GWMP
D.O. (%)	N/A	100%	3.24	± 10%	NA
ORP (mV)	228.0	228.0	2.14	± 10	EPA 2023

	Standard	Calibration Value	Acceptance Criteria	Reference
Turbidity (NTU)	[illegible]		± 10% of standard	EPA 2023
	20	21.4		
	100	105		
	800	806		

Calibration Check

Time Start 12:20 JT Time Finish 12:35 JT

Parameter	Standard	Calibration Value	Calibration Solution Temperature (°C)	Acceptance Criteria	Reference
Specific Conductance (µS/cm)	4,490	4500	17.24 JT	± 10% of standard	EPA 2023
pH (SU)	4.00	4.05	17.20 JT	± 0.1	GWMP
pH (SU)	7.00	7.0	17.48 JT	± 0.1	GWMP
pH (SU)	10.00	10.02	17.31 JT	± 0.1	GWMP

	Standard	Calibration Value	Acceptance Criteria	Reference
Turbidity (NTU)	0	0 JT	± 10% of standard	EPA 2023
	1	1.06 JT		
	10	9.95 JT		

Notes:

August 2024

Site Name: Plant Hammond

Calibrated By: C. CAIN

Field Instrumentation Calibration Form

Date: 8/8/24

Field Conditions: Sunny

Instrument	Manufactuer/ Model	Serial Number
~~Water Quality Meter~~ Turbidity	Lamotte 2020e	4123-2623
~~Turbidity Meter~~ Water quality	Aquatrall	883530

Calibration Standard Information				
Parameter	Standard	Lot #	Date of Expiration	Brand
Specific Conductance (µS/cm)	4,490	24005593	11/2024	In-situ
pH (SU)	4.00	24005593	12/2024	
pH (SU)	7.00	24004517	12/2024	
pH (SU)	10.00	24000185	12/2024	
D.O. (%)	N/A	—	—	—
ORP (mV)	228.0	24000903	12/2024	In-Situ

Calibration					
Time Start 15:00 (JT)		Time Finish 15:20 (JT)			
Parameter	Standard	Calibration Value	Calibration Solution Temperature (°C)	Acceptance Criteria	Reference
Specific Conductance (µS/cm)	4,490	4440	32.0	± 10% of standard	EPA 2023
pH (SU)	4.00	4.0	32.23	± 0.1	GWMP
pH (SU)	7.00	7.0	31.20	± 0.1	GWMP
pH (SU)	10.00	10.0	30.40	± 0.1	GWMP
D.O. (%)	N/A	—	—	± 10%	NA
ORP (mV)	228.0	225.0	24.99	± 10	EPA 2023

	Standard	Calibration Value	Acceptance Criteria	Reference
Turbidity (NTU)	0	0.5	± 10% of standard	EPA 2023
	1	0.97		
	10	10.15		

~~Calibration Check~~					
~~Time Start~~		Time Finish			
Parameter	Standard	Calibration Value	Calibration Solution Temperature (°C)	Acceptance Criteria	Reference
Specific Conductance (µS/cm)	4,490			± 10% of standard	EPA 2023
pH (SU)	4.00			± 0.1	GWMP
pH (SU)	7.00			± 0.1	GWMP
pH (SU)	10.00			± 0.1	GWMP

	Standard	Calibration Value	Acceptance Criteria	Reference
Turbidity (NTU)			± 10% of standard	~~EPA 2023~~

Notes:

Site Name: Plant Hammond

Calibrated By: Zach Wells

Field Instrumentation Calibration Form

Date: 8-5-24

Field Conditions: Clear 95°F

Instrument	Manufactuer/ Model	Serial Number
Water Quality Meter	Aquatroll 400	1080297
Turbidity Meter	La Motte 2020we	1511-4111

Calibration Standard Information				
Parameter	Standard	Lot #	Date of Expiration	Brand
Specific Conductance (µS/cm)	4,490	24005595	12/2024	AIR
pH (SU)	4.00	24005573	12/2024	AIR
pH (SU)	7.00	24004517	12/2024	AIR
pH (SU)	10.00	24000085	12/2024	AIR
D.O. (%)	N/A	—	—	—
ORP (mV)	228.0	24006705	12/2024	AIR

Calibration					
Time Start 1433		Time Finish 1455			
Parameter	Standard	Calibration Value	Calibration Solution Temperature (°C)	Acceptance Criteria	Reference
Specific Conductance (µS/cm)	4,490	4490	26.91	± 10% of standard	EPA 2023
pH (SU)	4.00	4.00	26.88	± 0.1	GWMP
pH (SU)	7.00	7.00	26.96	± 0.1	GWMP
pH (SU)	10.00	10.00	26.03	± 0.1	GWMP
D.O. (%)	N/A	100%	24.85	± 10%	NA
ORP (mV)	228.0	228.0	228.0	± 10	EPA 2023

	Standard	Calibration Value	Acceptance Criteria	Reference
Turbidity (NTU)	0	0	± 10% of standard	EPA 2023
	1	1		
	10	10		
	—	—		

Calibration Check					
Time Start —		Time Finish —			
Parameter	Standard	Calibration Value	Calibration Solution Temperature (°C)	Acceptance Criteria	Reference
Specific Conductance (µS/cm)	4,490	—	—	± 10% of standard	EPA 2023
pH (SU)	4.00	—	—	± 0.1	GWMP
pH (SU)	7.00	—	—	± 0.1	GWMP
pH (SU)	10.00	—	—	± 0.1	GWMP

	Standard	Calibration Value	Acceptance Criteria	Reference
Turbidity (NTU)	—	—	± 10% of standard	EPA 2023
	—	—		
	—	—		
	—	—		

Notes:

Site Name: Plant Hammond

Field Instrumentation Calibration Form

Date: 8-5-24

Calibrated By: Zaria W. on behalf of FJ K.

Field Conditions: Clear 95°F

Instrument	Manufactuer/ Model	Serial Number
Water Quality Meter	AquaTroll 400	884189
Turbidity Meter	La Motte 2020	~~1511-4111~~ 3123

Calibration Standard Information

Parameter	Standard	Zw Lot #	Date of Expiration	Brand
Specific Conductance (µS/cm)	4,490	~~4490~~ 24005593	12/2024	AIR
pH (SU)	4.00	24005593	12/2024	AIR
pH (SU)	7.00	24004517	12/2024	AIR
pH (SU)	10.00	24000085	12/2024	AIR
D.O. (%)	N/A	—	—	AIR
ORP (mV)	228.0	24006903	12/2024	AIR

Calibration

Time Start 1510 Time Finish 1531

Parameter	Standard	Calibration Value	Calibration Solution Temperature (°C)	Acceptance Criteria	Reference
Specific Conductance (µS/cm)	4,490	4490	27.55	± 10% of standard	EPA 2023
pH (SU)	4.00	4.00	27.50	± 0.1	GWMP
pH (SU)	7.00	7.00	26.79	± 0.1	GWMP
pH (SU)	10.00	10.00	26.18	± 0.1	GWMP
D.O. (%)	N/A	100%	24.72	± 10%	NA
ORP (mV)	228.0	228.0	25.79	± 10	EPA 2023

	Standard	Calibration Value	Acceptance Criteria	Reference
Turbidity (NTU)	0	0	± 10% of standard	EPA 2023
	1	1.02		
	10	10.2		
	—	—		

Calibration Check

Time Start Time Finish

Parameter	Standard	Calibration Value	Calibration Solution Temperature (°C)	Acceptance Criteria	Reference
Specific Conductance (µS/cm)	4,490			± 10% of standard	EPA 2023
pH (SU)	4.00			± 0.1	GWMP
pH (SU)	7.00			± 0.1	GWMP
pH (SU)	10.00			± 0.1	GWMP

	Standard	Calibration Value	Acceptance Criteria	Reference
Turbidity (NTU)			± 10% of standard	EPA 2023

Notes:

Site Name: Hammond

Calibrated By: JNT

Field Instrumentation Calibration Form

Date: 08/06/24

Field Conditions: Sunny Clear

Instrument	Manufactuer/ Model	Serial Number
Water Quality Meter	YSI-556	883550
Turbidity Meter	~~Hach~~ Lamotte	4123-2623

Calibration Standard Information

Parameter	Standard	Lot #	Date of Expiration	Brand
Specific Conductance (µS/cm)	4,490	24005593	11/24	AIR
pH (SU)	4.00	↓	↓	↓
pH (SU)	7.00	24004317	12/24	
pH (SU)	10.00	24000083	12/24	
D.O. (%)	N/A	—	—	
ORP (mV)	228.0	24006903	12/24	

Calibration 7:55 (F)

Time Start 7:35 (F) **Time Finish**

Parameter	Standard	Calibration Value	Calibration Solution Temperature (°C)	Acceptance Criteria	Reference
Specific Conductance (µS/cm)	4,490	4490	27.57	± 10% of standard	EPA 2023
pH (SU)	4.00	4.0	27.57	± 0.1	GWMP
pH (SU)	7.00	7.00	28.52	± 0.1	GWMP
pH (SU)	10.00	10.00	28.52	± 0.1	GWMP
D.O. (%)	N/A	102.93	25.31	± 10%	NA
ORP (mV)	228.0	228	28.32	± 10	EPA 2023

	Standard	Calibration Value	Acceptance Criteria	Reference
Turbidity (NTU)	0	0	± 10% of standard	EPA 2023
	1	0.92		
	10	9.24		
	—	—		

Calibration Check

Time Start 14:10 **Time Finish** 14:25 (F)

Parameter	Standard	Calibration Value	Calibration Solution Temperature (°C)	Acceptance Criteria	Reference
Specific Conductance (µS/cm)	4,490	4400	27.50	± 10% of standard	EPA 2023
pH (SU)	4.00	3.97	27.77	± 0.1	GWMP
pH (SU)	7.00	7.02	27.81	± 0.1	GWMP
pH (SU)	10.00	9.96	27.8	± 0.1	GWMP

	Standard	Calibration Value	Acceptance Criteria	Reference
Turbidity (NTU)	0	0	± 10% of standard	EPA 2023
	1	0.98		
	10	9.94		
	—	—		

Notes:

Site Name: Plant Hammond

Calibrated By: Zain. W.

Field Instrumentation Calibration Form

Date: 8-6-24

Field Conditions: Sunny, 75°F

Instrument	Manufactuer/ Model	Serial Number
Water Quality Meter	AquaTroll 400	1080297
Turbidity Meter	LaMotte 2020we	1511-4111

Calibration Standard Information				
Parameter	Standard	Lot #	Date of Expiration	Brand
Specific Conductance (µS/cm)	4,490	24005593	12/2024	AIR
pH (SU)	4.00	24005593	12/2024	AIR
pH (SU)	7.00	24004597	12/2024	AIR
pH (SU)	10.00	24000085	12/2024	AIR
D.O. (%)	N/A	—	—	AIR
ORP (mV)	228.0	24006903	12/2024	AIR

Calibration					
Time Start 0715		Time Finish 0737			
Parameter	Standard	Calibration Value	Calibration Solution Temperature (°C)	Acceptance Criteria	Reference
Specific Conductance (µS/cm)	4,490	4490	27.05	± 10% of standard	EPA 2023
pH (SU)	4.00	4.00	27.23	± 0.1	GWMP
pH (SU)	7.00	7.00	27.57	± 0.1	GWMP
pH (SU)	10.00	10.00	27.30	± 0.1	GWMP
D.O. (%)	N/A	100%	24.15	± 10%	NA
ORP (mV)	228.0	228.0	27.03	± 10	EPA 2023

	Standard	Calibration Value	Acceptance Criteria	Reference
Turbidity (NTU)	0	0	± 10% of standard	EPA 2023
	1	1		
	10	10		
	—	—		

Calibration Check					
Time Start 1324		Time Finish 1343			
Parameter	Standard	Calibration Value	Calibration Solution Temperature (°C)	Acceptance Criteria	Reference
Specific Conductance (µS/cm)	4,490	4490	29.58	± 10% of standard	EPA 2023
pH (SU)	4.00	4.00	29.58	± 0.1	GWMP
pH (SU)	7.00	7.00	27.59	± 0.1	GWMP
pH (SU)	10.00	10.00	26.42	± 0.1	GWMP

	Standard	Calibration Value	Acceptance Criteria	Reference
Turbidity (NTU)	0	0	± 10% of standard	EPA 2023
	1	1		
	10	10		
	—			

Notes:

Site Name: Plant Hammond

Field Instrumentation Calibration Form

Date: 8/6/2024

Calibrated By: J. Vlessler

Field Conditions: Clear, 80°

Instrument	Manufactuer/ Model	Serial Number
Water Quality Meter	Aquaprobe	4189
Turbidity Meter	Lamotte	3173

Calibration Standard Information				
Parameter	Standard	Lot #	Date of Expiration	Brand
Specific Conductance (µS/cm)	4.490	24005593	11/24	ins. tu
pH (SU)	4.00	24004451	12/24	
pH (SU)	7.00	24004517	12/24	
pH (SU)	10.00	24004085	12/24	
D.O. (%)	N/A	—	—	
ORP (mV)	228.0	24001905	12/24	

Calibration					
Time Start 07:30 (JT)		Time Finish 07:50 (JT)			
Parameter	Standard	Calibration Value	Calibration Solution Temperature (°C)	Acceptance Criteria	Reference
Specific Conductance (µS/cm)	4.490	4.490	26.38	± 10% of standard	EPA 2023
pH (SU)	4.00	4.0	26.49	± 0.1	GWMP
pH (SU)	7.00	7.0	26.51	± 0.1	GWMP
pH (SU)	10.00	10.0	26.45	± 0.1	GWMP
D.O. (%)	N/A	100	25.10	± 10%	NA
ORP (mV)	228.0	228.0	26.28	± 10	EPA 2023

	Standard	Calibration Value	Acceptance Criteria	Reference
Turbidity (NTU)	0	0	± 10% of standard	EPA 2023
	1	0.98		
	10	10.2		
	—	—		

Calibration Check					
Time Start 14:00 (JT)		Time Finish 14:15 (JT)			
Parameter	Standard	Calibration Value	Calibration Solution Temperature (°C)	Acceptance Criteria	Reference
Specific Conductance (µS/cm)	4.490	[illegible]	32.28	± 10% of standard	EPA 2023
pH (SU)	4.00	3.95	32.41	± 0.1	GWMP
pH (SU)	7.00	6.91	32.15	± 0.1	GWMP
pH (SU)	10.00	9.92	32.86	± 0.1	GWMP

	Standard	Calibration Value	Acceptance Criteria	Reference
Turbidity (NTU)	1	0.99	± 10% of standard	EPA 2023
	10	9.95		
	0	0		
	—	—		

Notes:

Site Name: Plant Hammond

Calibrated By: Zain W.

Field Instrumentation Calibration Form

Date: 8-8-24

Field Conditions: Clear, 75°F

Instrument	Manufactuer/ Model	Serial Number
Water Quality Meter	AquaTroll 400	1080297
Turbidity Meter	Lamotte 2020we	1511-4111

Calibration Standard Information				
Parameter	Standard	Lot #	Date of Expiration	Brand
Specific Conductance (µS/cm)	4,490	24005593	12/2024	AIR
pH (SU)	4.00	24005593	12/2024	AIR
pH (SU)	7.00	24004517	12/2024	AIR
pH (SU)	10 00	24000085	12/2024	AIR
D.O. (%)	N/A	—	—	AIR
ORP (mV)	228.0	24006503	12/2024	AIR

Calibration					
Time Start 0719		Time Finish 0743			
Parameter	Standard	Calibration Value	Calibration Solution Temperature (°C)	Acceptance Criteria	Reference
Specific Conductance (µS/cm)	4,490	4490	26.97	± 10% of standard	EPA 2023
pH (SU)	4.00	4.00	27.21	± 0.1	GWMP
pH (SU)	7.00	7.00	27.46	± 0.1	GWMP
pH (SU)	10.00	10.00	27.63	± 0.1	GWMP
D.O. (%)	N/A	100%	23.64	± 10%	NA
ORP (mV)	228.0	228.0	27.47	± 10	EPA 2023

	Standard	Calibration Value	Acceptance Criteria	Reference
Turbidity (NTU)	0	0	± 10% of standard	EPA 2023
	1	1		
	10	10		
	—	—		

Calibration Check					
Time Start 1520		Time Finish 1538			
Parameter	Standard	Calibration Value	Calibration Solution Temperature (°C)	Acceptance Criteria	Reference
Specific Conductance (µS/cm)	4,490	4490	28.71	± 10% of standard	EPA 2023
pH (SU)	4.00	4.00	28.86	± 0.1	GWMP
pH (SU)	7.00	7.00	28.53	± 0.1	GWMP
pH (SU)	10.00	10.00	28.15	± 0.1	GWMP

	Standard	Calibration Value	Acceptance Criteria	Reference
Turbidity (NTU)	0	0	± 10% of standard	EPA 2023
	1	1		
	10	10		
	—	—		

Notes:

Site Name: Plant Hammon

Calibrated By: C. Cain

Field Instrumentation Calibration Form

Date: 8/8/24

Field Conditions: Sunny 78°

Instrument	Manufactuer/ Model	Serial Number
Water Quality Meter	In-situ	10802993
Turbidity Meter	Lamotte 2020t	4123-2623

Calibration Standard Information				
Parameter	Standard	Lot #	Date of Expiration	Brand
Specific Conductance (µS/cm)	4,490	24005593	12/24	In-situ
pH (SU)	4.00	↓	↓	↓
pH (SU)	7.00	24004517	11/24	
pH (SU)	10.00	24000085	11/24	
D.O. (%)	N/A		12/24	
ORP (mV)	228.0	24006903	12/24	

Calibration					
Time Start 07:20 (ET)		Time Finish 07:40 (ET)			
Parameter	Standard	Calibration Value	Calibration Solution Temperature (°C)	Acceptance Criteria	Reference
Specific Conductance (µS/cm)	4,490	4490	22.97	± 10% of standard	EPA 2023
pH (SU)	4.00	4.0	23.32	± 0.1	GWMP
pH (SU)	7.00	7.0	23.49	± 0.1	GWMP
pH (SU)	10.00	10.00	23.54	± 0.1	GWMP
D.O. (%)	N/A	100%	23.21	± 10%	NA
ORP (mV)	228.0	228	23.41	± 10	EPA 2023

	Standard	Calibration Value	Acceptance Criteria	Reference
Turbidity (NTU)	0	0.02	± 10% of standard	EPA 2023
	1	0.97		
	10	9.94		

Calibration Check					
Time Start 15:30 (ET)		Time Finish 15:50 (ET)			
Parameter	Standard	Calibration Value	Calibration Solution Temperature (°C)	Acceptance Criteria	Reference
Specific Conductance (µS/cm)	4,490	4492	32.02	± 10% of standard	EPA 2023
pH (SU)	4.00	3.98	32.02	± 0.1	GWMP
pH (SU)	7.00	7.01	33.17	± 0.1	GWMP
pH (SU)	10.00	10.00	33.43	± 0.1	GWMP

	Standard	Calibration Value	Acceptance Criteria	Reference
Turbidity (NTU)	0	0.01	± 10% of standard	EPA 2023
	1	1.00		
	10	10.02		

Notes:

Site Name: Plant Hammond

Calibrated By: Zain W.

Field Instrumentation Calibration Form

Date: 8-9-24

Field Conditions: Clear, 75°F

Instrument	Manufactuer/ Model	Serial Number
Water Quality Meter	AquaTroll 400	1080297
Turbidity Meter	La Motte 2020we	1511-4111

Calibration Standard Information

Parameter	Standard	Lot #	Date of Expiration	Brand
Specific Conductance (µS/cm)	4,490	24005593	12/2024	AIR
pH (SU)	4.00	24005593	12/2024	AIR
pH (SU)	7.00	24004517	12/2024	AIR
pH (SU)	10.00	24000085	12/2024	AIR
D.O. (%)	N/A	—	—	AIR
ORP (mV)	228.0	24006902	12/2024	AIR

Calibration

Time Start 0740 Time Finish 0808

Parameter	Standard	Calibration Value	Calibration Solution Temperature (°C)	Acceptance Criteria	Reference
Specific Conductance (µS/cm)	4,490	4490	24.67	± 10% of standard	EPA 2023
pH (SU)	4.00	4.00	24.97	± 0.1	GWMP
pH (SU)	7.00	7.00	24.97	± 0.1	GWMP
pH (SU)	10.00	10.00	24.91	± 0.1	GWMP
D.O (%)	N/A	100.0%	25.18	± 10%	NA
ORP (mV)	228.0	228.0	25.08	± 10	EPA 2023

	Standard	Calibration Value	Acceptance Criteria	Reference
Turbidity (NTU)	0	0	± 10% of standard	EPA 2023
	1			
	10	10		
	—	—		

Calibration Check

Time Start 1430 Time Finish 1442

Parameter	Standard	Calibration Value	Calibration Solution Temperature (°C)	Acceptance Criteria	Reference
Specific Conductance (µS/cm)	4,490	4490	27.95	± 10% of standard	EPA 2023
pH (SU)	4.00	4.00	27.58	± 0.1	GWMP
pH (SU)	7.00	7.00	27.36	± 0.1	GWMP
pH (SU)	10.00	10.00	27.21	± 0.1	GWMP

	Standard	Calibration Value	Acceptance Criteria	Reference
Turbidity (NTU)	0	0	± 10% of standard	EPA 2023
	1	1		
	10	10		
	—	—		

Notes:

Site Name: Plant Hammond

Calibrated By: C. CRIN

Field Instrumentation Calibration Form

Date: 8/9/24

Field Conditions: Sunny 73

Instrument	Manufactuer/ Model	Serial Number
Water Quality Meter	[illegible]	88353
Turbidity Meter	[illegible] 2024	4123-7123

Calibration Standard Information				
Parameter	Standard	Lot #	Date of Expiration	Brand
Specific Conductance (µS/cm)	4,490	24005593	11/24	In-situ
pH (SU)	4.00	↓	11/24	
pH (SU)	7.00	24004517	12/24	
pH (SU)	10.00	24000785	12/24	
D.O. (%)	N/A	—	—	
ORP (mV)	228.0	24006803	12/24	↓

Calibration					
Time Start 08:20 (JT)		Time Finish 08:40 (JT)			
Parameter	Standard	Calibration Value	Calibration Solution Temperature (°C)	Acceptance Criteria	Reference
Specific Conductance (µS/cm)	4,490	4490	23.83	± 10% of standard	EPA 2023
pH (SU)	4.00	4.0	23.68	± 0.1	GWMP
pH (SU)	7.00	7.0	23.52	± 0.1	GWMP
pH (SU)	10.00	10.0	23.53	± 0.1	GWMP
D.O. (%)	N/A	—	23.82	± 10%	NA
ORP (mV)	228.0	228.0	23.52	± 10	EPA 2023

	Standard	Calibration Value	Acceptance Criteria	Reference
Turbidity (NTU)	0	0.03	± 10% of standard	EPA 2023
	1	0.97		
	10	10.02		
	—	—		

Calibration Check					
Time Start 12:55 (JT)		Time Finish 13:10 (JT)			
Parameter	Standard	Calibration Value	Calibration Solution Temperature (°C)	Acceptance Criteria	Reference
Specific Conductance (µS/cm)	4,490	4485	29.72	± 10% of standard	EPA 2023
pH (SU)	4.00	3.97	29.72	± 0.1	GWMP
pH (SU)	7.00	7.02	31.04	± 0.1	GWMP
pH (SU)	10.00	10.06	30.76	± 0.1	GWMP

	Standard	Calibration Value	Acceptance Criteria	Reference
Turbidity (NTU)	0	0.01	± 10% of standard	EPA 2023
	1	0.98		
	10	10.04		
	—	—		

Notes:

Site Name: DGant Hammond

Calibrated By: Zain Welt

Field Instrumentation Calibration Form

Date: 8-10-24

Field Conditions: Clear, 75°F

Instrument	Manufactuer/ Model	Serial Number
Water Quality Meter	AquaTroll 400	1080297
Turbidity Meter	LaMotte 2020we	1511-4111

Calibration Standard Information				
Parameter	Standard	Lot #	Date of Expiration	Brand
Specific Conductance (µS/cm)	4,490	24005593	12/2024	AIR
pH (SU)	4.00	24005593	12/2024	AIR
pH (SU)	7.00	24007517	12/2024	AIR
pH (SU)	10.00	24000085	12/2024	AIR
D.O. (%)	N/A	—	—	AIR
ORP (mV)	228.0	24006903	12/2024	AIR

Calibration					
Time Start 0817		Time Finish 0834			
Parameter	Standard	Calibration Value	Calibration Solution Temperature (°C)	Acceptance Criteria	Reference
Specific Conductance (µS/cm)	4,490	4490	26.21	± 10% of standard	EPA 2023
pH (SU)	4.00	4.00	26.19	± 0.1	GWMP
pH (SU)	7.00	7.00	26.55	± 0.1	GWMP
pH (SU)	10.00	10.00	26.59	± 0.1	GWMP
D.O. (%)	N/A	100%	24.54	± 10%	NA
ORP (mV)	228.0	228.0	26.18	± 10	EPA 2023

	Standard	Calibration Value	Acceptance Criteria	Reference
Turbidity (NTU)	0	0	± 10% of standard	EPA 2023
	1	1		
	10	10		
	—	—		

Calibration Check					
Time Start 1436		Time Finish 1449			
Parameter	Standard	Calibration Value	Calibration Solution Temperature (°C)	Acceptance Criteria	Reference
Specific Conductance (µS/cm)	4,490	4490	32.88	± 10% of standard	EPA 2023
pH (SU)	4.00	4.00	32.30	± 0.1	GWMP
pH (SU)	7.00	7.00	29.90	± 0.1	GWMP
pH (SU)	10.00		28.29	± 0.1	GWMP

	Standard	Calibration Value	Acceptance Criteria	Reference
Turbidity (NTU)	0	0	± 10% of standard	EPA 2023
	1	1		
	10	10		
	—	—		

Notes:

Site Name: Plant Hammon

Calibrated By: C. CHIN

Field Instrumentation Calibration Form

Date: 8/1/24

Field Conditions: Sunny 73F

Instrument	Manufactuer/ Model	Serial Number
Water Quality Meter	AquaTroll 400	883530
Turbidity Meter	Lamotte 2020t	4123-2623

Calibration Standard Information				
Parameter	Standard	Lot #	Date of Expiration	Brand
Specific Conductance (µS/cm)	4,490	24005M3	12/24	In Situ
pH (SU)	4.00	↓	↓	
pH (SU)	7.00	24004517	12/24	
pH (SU)	10.00	24000355	12/24	
D.O. (%)	N/A	—	—	
ORP (mV)	228.0	24006903	12/24	↓

Calibration					
Time Start 0830		Time Finish 0910			
Parameter	Standard	Calibration Value	Calibration Solution Temperature (°C)	Acceptance Criteria	Reference
Specific Conductance (µS/cm)	4,490	4490	26.24	± 10% of standard	EPA 2023
pH (SU)	4.00	4.0	26.60	± 0.1	GWMP
pH (SU)	7.00	7.0	26.54	± 0.1	GWMP
pH (SU)	10.00	10.00	26.91	± 0.1	GWMP
D.O. (%)	N/A	~~100%~~	26.74	± 10%	NA
ORP (mV)	228.0	228	26.68	± 10	EPA 2023

	Standard	Calibration Value	Acceptance Criteria	Reference
Turbidity (NTU)	0	0.02	± 10% of standard	EPA 2023
	1	0.94		
	10	9.94		
	—	—		

Calibration Check					
Time Start 14:35 JT		Time Finish 14:50 JT			
Parameter	Standard	Calibration Value	Calibration Solution Temperature (°C)	Acceptance Criteria	Reference
Specific Conductance (µS/cm)	4,490	4490	34.38	± 10% of standard	EPA 2023
pH (SU)	4.00	3.94	34.40	± 0.1	GWMP
pH (SU)	7.00	7.03	34.62	± 0.1	GWMP
pH (SU)	10.00	9.94	33.94	± 0.1	GWMP

	Standard	Calibration Value	Acceptance Criteria	Reference
Turbidity (NTU)	0	0.02	± 10% of standard	EPA 2023
	1	1.03		
	10	10.04		
	—	—		

Notes:

APPENDIX C

Statistical Analyses Reports

February 2024

GROUNDWATER STATS CONSULTING

August 30, 2024

Southern Company Services
Attn: Ms. Kristen Jurinko
241 Ralph McGill Blvd NE, Bin 10160
Atlanta, Georgia 30308

Re: Plant Hammond Ash Pond 2 (AP-2)
Statistical Analysis – February 2024 Sample Event

Dear Ms. Jurinko,

Groundwater Stats Consulting, formerly the statistical consulting division of Sanitas Technologies, is pleased to provide the February 2024 Semi-Annual Groundwater Detection and Assessment Monitoring Statistical summary of groundwater data for Georgia Power Company's Plant Hammond AP-2. The analysis complies with the federal rule for the Disposal of Coal Combustion Residuals from Electric Utilities (CCR Rule, 2015), the Georgia Environmental Protection Division (EPD) Rules for Solid Waste Management Chapter 391-3-4-.10 and follows the United States Environmental Protection Agency (USEPA) Unified Guidance (2009).

Sampling began for the Coal Combustion Residuals (CCR) program in 2016 for all wells except those noted below, and at least 8 samples were collected at all wells. Sampling began in 2019 for assessment wells MW-21D, MW-22, and MW-23D; and in 2020 for upgradient wells HGWA-42D, HGWA-43D, HGWA-44D, assessment well MW-37D, and piezometers MW-33, MW-34D, and MW-35; and in 2021 for piezometer MW-51.

The monitoring well network, as provided by Southern Company Services, consists of the following:

- **Upgradient well:** HGWA-1, HGWA-2, HGWA-3, HGWA-4, HGWA-5, HGWA-6, HGWA-42D, HGWA-43D, and HGWA-44D
- **Downgradient wells:** HGWC-14, HGWC-15, HGWC-16, HGWC-17, and HGWC-18
- **Assessment wells:** MW-21D, MW-22, MW-23D, and MW-37D

- **Piezometers:** MW-33, MW-34D, MW-35, and MW-51

Assessment wells and piezometers are included on time series and box plots for all parameters. When a minimum of 4 samples is available, downgradient wells, assessment wells, and piezometers are evaluated using confidence intervals for the Appendix IV constituents.

Data were sent electronically to Groundwater Stats Consulting, and the statistical analysis was reviewed by Andrew Collins, Project Manager for Groundwater Stats Consulting. The statistical analysis was performed according to the groundwater data screening that was performed in April 2018 by GSC and approved by Dr. Cameron, PhD Statistician with MacStat Consulting and primary author of the USEPA Unified Guidance.

The CCR program consists of the constituents listed below. The terms "parameters" and "constituents" are used interchangeably.

- **Appendix III** (Detection Monitoring) **-** boron, calcium, chloride, fluoride, pH, sulfate, and TDS
- **Appendix IV** (Assessment Monitoring) **–** arsenic, barium, beryllium, cadmium, chromium, cobalt, combined radium 226 + 228, fluoride, lead, lithium, molybdenum, selenium, and thallium

Note that when there are no detections present in downgradient wells for a given constituent, statistical analyses are not required. A summary of well/constituent pairs containing 100% non-detects follows this letter.

For all constituents, a substitution of the most recent reporting limit is used for non-detect data. In the case of lithium, historical reporting limits vary among the wells. Therefore, the reporting limit of 0.030 mg/L was substituted across all wells, which is the most recent reporting limit provided by the laboratory. Note that due to elevated historic reporting limits, the current reporting limit for arsenic of 0.005 mg/L was substituted across all wells in order to maintain statistical limits that are conservative from a regulatory perspective.

Time series plots for Appendix III and IV parameters at all wells are provided for the purpose of screening data at these wells (Figure A). Additionally, a separate section of box plots is included for all constituents at upgradient and downgradient wells (Figure B). The time series plots are used to initially screen for suspected outliers and trends, while the box plots provide visual representation of variation within individual wells and between all wells. When values in background are flagged as outliers, the measurements may be

seen in a lighter font and as a disconnected symbol on the graphs. No values were flagged as outliers (Figure C).

In earlier analyses, data at all wells were evaluated for the following: 1) outliers; 2) trends; 3) most appropriate statistical method for Appendix III parameters based on site characteristics of groundwater data upgradient of the facility; and 4) eligibility of downgradient wells when intrawell statistical methods are recommended. Power curves were provided to demonstrate that the selected statistical methods for Appendix III parameters comply with the USEPA Unified Guidance. The EPA suggests that the selected statistical method should provide at least 55% power at 3 standard deviations or at least 80% power at 4 standard deviations.

Statistical Methods – Appendix III Parameters

Appendix III parameters are evaluated using Interwell Prediction Limits combined with 1-of-2 resamples for all constituents: boron, calcium, chloride, fluoride, pH, sulfate, and TDS.

Parametric prediction limits are utilized when the screened historical data follow a normal or transformed-normal distribution. When data cannot be normalized or the majority of data are non-detects, a nonparametric test is utilized. While the false positive rate associated with the parametric limits is based on an annual 10% (5% per semi-annual event) as recommended by the EPA Unified Guidance (2009), the false positive rate associated with the nonparametric limits is dependent upon the available background sample size, number of future comparisons, and verification resample plan. The distribution of data is tested using the Shapiro-Wilk/Shapiro-Francia test for normality. After testing for normality and performing any adjustments as discussed below (US EPA, 2009), data are analyzed using either parametric or non-parametric prediction limits.

- No statistical analyses are required on wells and analytes containing 100% non-detects (USEPA Unified Guidance, 2009, Chapter 6).
- When data contain <15% non-detects, simple substitution of one-half the reporting limit is utilized in the statistical analysis. The reporting limit utilized for non-detects is the most recent practical quantification limit (PQL) as reported by the laboratory.
- When data contain between 15-50% non-detects, the Kaplan-Meier non-detect adjustment is applied to the background data for parametric limits. This technique adjusts the mean and standard deviation of the historical concentrations to account for concentrations below the reporting limit.

- Nonparametric prediction limits are used on data containing greater than 50% non-detects.

Natural systems continuously evolve due to physical changes made to the environment. Examples include capping a landfill, paving areas near a well, or lining a drainage channel to prevent erosion. Periodic updating of background statistical limits is necessary to accommodate these types of changes. In the interwell case, prediction limits are updated with upgradient well data during each event after careful screening for any new outliers. In some cases, an earlier portion of data may require deselection prior to construction of limits to provide sensitive limits that will rapidly detect changes in groundwater quality. Even though the data are excluded from the calculation, the values will continue to be reported and shown in tables and graphs. When this step is required, a summary of any adjusted records will be provided.

Statistical Evaluation of Appendix III Parameters – February 2024

All Appendix III parameters were analyzed using interwell prediction limits. Background (upgradient) well data were reassessed for potential outliers during this analysis. When values in background are flagged as outliers, the measurements may be seen in a lighter font and as a disconnected symbol on the graphs. No Appendix III values have been flagged as outliers (Figure C).

Interwell Prediction Limits

Interwell prediction limits, combined with a 1-of-2 resample plan, were constructed for Appendix III parameters using all historical upgradient well data through February 2024 (Figure D). Downgradient measurements were compared to these interwell background limits. Interwell prediction limits use all available upgradient well data to establish a background limit for an individual constituent. The February 2024 sample from each downgradient well is compared to the background limit to determine whether any initial exceedances are present.

In the event of an initial exceedance of compliance well data, the 1-of-2 resample plan allows for collection of one additional sample to determine whether the initial exceedance is confirmed. When the resample confirm the initial exceedance, a statistically significant increase (SSI) is identified and further research would be required to identify the cause of the exceedance (i.e., impact from the site, natural variation, or an off-site source). If the resample falls within the statistical limit, the initial exceedance is considered to be a false positive result; therefore, no further action is necessary. If no resample is collected, the initial exceedance is automatically confirmed.

A summary table of these findings is provided along with the prediction limits. When the February 2024 compliance data from downgradient wells were compared to interwell prediction limits, exceedances were noted for the following well/constituent pairs:

- Boron: HGWC-14, HGWC-15, HGWC-16, HGWC-17, and HGWC-18
- Calcium: HGWC-14, HGWC-15, HGWC-16, HGWC-17, and HGWC-18
- Chloride: HGWC-14, HGWC-15, HGWC-16, HGWC-17, and HGWC-18
- Sulfate: HGWC-14, HGWC-15, HGWC-16, HGWC-17, and HGWC-18
- TDS: HGWC-14, HGWC-15, HGWC-16, HGWC-17, and HGWC-18

Trend Test Evaluation – Appendix III

When prediction limit exceedances are identified in downgradient wells, data are further evaluated using the Sen's Slope/Mann Kendall trend test at the 99% confidence level to determine whether concentrations are statistically increasing, decreasing, or stable (Figure E). Upgradient well data are included in the trend analyses for all parameters found to exceed their prediction limit in downgradient wells to identify whether similar patterns exist upgradient of the site. Upgradient trends are an indication of variability in groundwater unrelated to practices at the site. A summary of the trend test results follows this letter. Statistically significant trends were noted for the following well/constituent pairs:

Increasing trends:

- Boron: HGWA-2, HGWA-44D (both upgradient) and HGWC-16
- Calcium: HGWA-2, HGWA-3 (both upgradient) and HGWC-16
- Chloride: HGWA-44D (upgradient) and HGWC-16
- Sulfate: HGWA-2 (upgradient)
- TDS: HGWC-16 and HGWC-17

Decreasing trends:

- Boron: HGWA-43D (upgradient) and HGWC-14
- Calcium: HGWA-4 and HGWA-44D (both upgradient)
- Chloride: HGWA-3, HGWA-4 (both upgradient), HGWC-14, HGWC-15, and HGWC-18
- Sulfate: HGWA-43D (upgradient) and HGWC-15
- TDS: HGWA-4 (upgradient), HGWC-14, HGWC-15 and HGWC-18

Statistical Methods – Appendix IV Parameters

Appendix IV parameters are evaluated by statistically comparing the mean or median of each downgradient well/constituent pair against corresponding Groundwater Protection

Standards (GWPS). The GWPS may be either regulatory (MCL or CCR rule-specified limits) or site-specific limits that are based on upgradient background groundwater quality. Site-specific background limits are determined using tolerance limits, and the comparison of downgradient means or medians to GWPS is performed using confidence intervals. Confidence intervals are provided for Appendix IV well/constituent pairs with detections and with current reported data. The methods are described below.

Statistical Evaluation of Appendix IV Parameters – February 2024

For Appendix IV parameters, confidence intervals for each downgradient well, assessment well, and piezometer/constituent pair were compared against corresponding Groundwater Protection Standards (GWPS). GWPS were developed as described below. Well/constituent pairs that contain 100% non-detects do not require analysis. Data from upgradient wells for Appendix IV parameters are reassessed for outliers during each analysis. The most recent value for lithium at upgradient well HGWA-44D was flagged in order to maintain conservative (i.e., lower) limits from a regulatory perspective. No other values were flagged as outliers during this analysis and a list of all flagged values follows this letter (Figure C).

Interwell Upper Tolerance Limits

Site specific background limits were calculated as upper one-sided tolerance limits (UTLs) on pooled upgradient interwell data through February 2024 for each of the Appendix IV constituents (Figure F). Parametric tolerance limits are calculated, with a target of 95% confidence and 95% coverage, when data follow a normal or transformed-normal distribution. When data contained greater than 50% non-detects or did not follow a normal or transformed-normal distribution, non-parametric tolerance limits were used. As mentioned above, reporting limits of 0.005 mg/L and 0.030 mg/L were substituted across all wells for arsenic and lithium, respectively.

Groundwater Protection Standards

The background limits were then used when determining the groundwater protection standard (GWPS) under 40 CFR §257.95(h) and Georgia EPD Rule 391-3-4-.10(6)(a). On July 30, 2018, US EPA revised the Federal CCR rule updating GWPS for cobalt, lead, lithium, and molybdenum as described above in 40 CFR §257.95(h)(2). Effective on February 22, 2022, Georgia EPD incorporated the updated GWPS into the current Georgia EPD Rules for Solid Waste Management 391-3-4-.10(6)(a). In accordance with the updated Rules, the GWPS is:

- The maximum contaminant level (MCL) established under §141.62 and §141.66 of this title
- Where an MCL has not been established for a constituent, Federal and State CCR Rules specify levels for cobalt (0.006 mg/L), lead (0.015 mg/L), lithium (0.040 mg/L), and molybdenum (0.100 mg/L)
- The respective background level for a constituent when the background level is higher than the MCL or Federal CCR Rule identified GWPS

Following Georgia EPD Rule requirements and the Federal CCR requirements, GWPS were established for statistical comparison of Appendix IV constituents for this sample event (Figure G).

Confidence Intervals

To complete the statistical comparison to GWPS, confidence intervals were constructed for the Appendix IV constituents in each downgradient wells, assessment wells, and piezometers with 4 or more samples through February 2024 (Figure H).

The Sanitas software was used to calculate the confidence intervals, either parametric or nonparametric, depending on the data distribution and percentage of non-detects. When data followed a normal or transformed-normal distribution, parametric confidence intervals were used for Appendix IV parameters. Nonparametric confidence intervals, which use the highest and lowest values in background as interval limits, were constructed when data did not follow a normal or transformed-normal distribution or when there were greater than 50% non-detects. The lower confidence limit, which is constructed with 99% confidence for parametric confidence intervals, is compared to the GWPS prepared as described above. The confidence level associated with nonparametric confidence intervals is dependent upon the number samples available.

Only when the entire confidence interval is above a GWPS is the well/constituent pair considered to exceed its respective standard. If there is an exceedance of the GWPS, a statistically significant level (SSL) exceedance is identified. Summaries of the confidence interval results, along with graphical comparison against GWPS follow this letter. Exceedances were noted for the following well/constituent pairs:

- Cobalt: HGWC-18, MW-33, and MW-35

Trend Test Evaluation – Appendix IV

Data at wells with confidence interval exceedances are further evaluated using the Sen's Slope/Mann Kendall trend test at the 95% confidence level to determine whether concentrations are statistically increasing, decreasing, or stable (Figure I). Although the trend tests for Assessment monitoring pairs were previously evaluated using 99% confidence, the 95% confidence level more rapidly identifies statistically significant trends. Additionally, the 95% confidence level is recommended in cases with limited sample sizes and, particularly, for new assessment wells. Upgradient wells are included in the trend analyses to identify whether similar patterns exist upgradient of the site for the same constituents. When trends are present in upgradient wells, it is an indication of variability in groundwater quality unrelated to practices at the site. A summary of the Appendix IV trend test results follows this letter. Statistically significant trends were identified for the following well/constituent pairs:

Increasing trends:

- None

Decreasing trends:

- Cobalt: HGWA-4 (upgradient) and HGWC-18

Thank you for the opportunity to assist you in the statistical analysis of groundwater quality for Hammond AP-2. If you have any questions or comments, please feel free to contact us.

For Groundwater Stats Consulting,

Easton Rayner
Groundwater Analyst

Andrew T. Collins
Project Manager

100% Non-Detects: Appendix IV Downgraident, Assessment, and Piezometers

Analysis Run 4/23/2024 5:38 PM View: Appendix IV - Confidence Intervals
Plant Hammond Client: Southern Company Data: Hammond AP-2

Antimony (mg/L)
HGWC-16, HGWC-17, MW-21D, MW-51

Beryllium (mg/L)
HGWC-15, HGWC-16, MW-21D, MW-23D

Cadmium (mg/L)
HGWC-16, MW-21D, MW-37D

Chromium (mg/L)
MW-51

Lead (mg/L)
MW-51

Mercury (mg/L)
HGWC-14, HGWC-15, HGWC-16, HGWC-17, MW-21D, MW-33, MW-34D, MW-37D

Molybdenum (mg/L)
HGWC-14, HGWC-16, HGWC-17, HGWC-18, MW-33, MW-34D, MW-35, MW-51

Selenium (mg/L)
MW-21D, MW-23D, MW-37D

Thallium (mg/L)
HGWC-16, MW-21D, MW-22, MW-23D, MW-37D, MW-51

Appendix III Interwell Prediction Limits - Significant Results

Plant Hammond Client: Southern Company Data: Hammond AP-2 Printed 4/18/2024, 10:37 AM

Constituent	Well	Upper Lim.	Lower Lim.	Date	Observ.	Sig.	Bg N	Bg Mean	Std. Dev.	%NDs	ND Adj.	Transform	Alpha	Method
Boron (mg/L)	**HGWC-14**	**0.55**	**n/a**	**2/17/2024**	**7.3**	**Yes**	**165**	**n/a**	**n/a**	**7.273**	**n/a**	**n/a**	**0.00007258**	**NP Inter (normality) 1 of 2**
Boron (mg/L)	**HGWC-15**	**0.55**	**n/a**	**2/17/2024**	**1.8**	**Yes**	**165**	**n/a**	**n/a**	**7.273**	**n/a**	**n/a**	**0.00007258**	**NP Inter (normality) 1 of 2**
Boron (mg/L)	**HGWC-16**	**0.55**	**n/a**	**2/18/2024**	**2.3**	**Yes**	**165**	**n/a**	**n/a**	**7.273**	**n/a**	**n/a**	**0.00007258**	**NP Inter (normality) 1 of 2**
Boron (mg/L)	**HGWC-17**	**0.55**	**n/a**	**2/17/2024**	**5.7**	**Yes**	**165**	**n/a**	**n/a**	**7.273**	**n/a**	**n/a**	**0.00007258**	**NP Inter (normality) 1 of 2**
Boron (mg/L)	**HGWC-18**	**0.55**	**n/a**	**2/18/2024**	**7**	**Yes**	**165**	**n/a**	**n/a**	**7.273**	**n/a**	**n/a**	**0.00007258**	**NP Inter (normality) 1 of 2**
Calcium (mg/L)	**HGWC-14**	**138**	**n/a**	**2/17/2024**	**418**	**Yes**	**165**	**n/a**	**n/a**	**0**	**n/a**	**n/a**	**0.00007258**	**NP Inter (normality) 1 of 2**
Calcium (mg/L)	**HGWC-15**	**138**	**n/a**	**2/17/2024**	**175**	**Yes**	**165**	**n/a**	**n/a**	**0**	**n/a**	**n/a**	**0.00007258**	**NP Inter (normality) 1 of 2**
Calcium (mg/L)	**HGWC-16**	**138**	**n/a**	**2/18/2024**	**199**	**Yes**	**165**	**n/a**	**n/a**	**0**	**n/a**	**n/a**	**0.00007258**	**NP Inter (normality) 1 of 2**
Calcium (mg/L)	**HGWC-17**	**138**	**n/a**	**2/17/2024**	**199**	**Yes**	**165**	**n/a**	**n/a**	**0**	**n/a**	**n/a**	**0.00007258**	**NP Inter (normality) 1 of 2**
Calcium (mg/L)	**HGWC-18**	**138**	**n/a**	**2/18/2024**	**347**	**Yes**	**165**	**n/a**	**n/a**	**0**	**n/a**	**n/a**	**0.00007258**	**NP Inter (normality) 1 of 2**
Chloride (mg/L)	**HGWC-14**	**44.8**	**n/a**	**2/17/2024**	**88.9**	**Yes**	**165**	**n/a**	**n/a**	**0**	**n/a**	**n/a**	**0.00007258**	**NP Inter (normality) 1 of 2**
Chloride (mg/L)	**HGWC-15**	**44.8**	**n/a**	**2/17/2024**	**70.2**	**Yes**	**165**	**n/a**	**n/a**	**0**	**n/a**	**n/a**	**0.00007258**	**NP Inter (normality) 1 of 2**
Chloride (mg/L)	**HGWC-16**	**44.8**	**n/a**	**2/18/2024**	**87.5**	**Yes**	**165**	**n/a**	**n/a**	**0**	**n/a**	**n/a**	**0.00007258**	**NP Inter (normality) 1 of 2**
Chloride (mg/L)	**HGWC-17**	**44.8**	**n/a**	**2/17/2024**	**81.7**	**Yes**	**165**	**n/a**	**n/a**	**0**	**n/a**	**n/a**	**0.00007258**	**NP Inter (normality) 1 of 2**
Chloride (mg/L)	**HGWC-18**	**44.8**	**n/a**	**2/18/2024**	**99**	**Yes**	**165**	**n/a**	**n/a**	**0**	**n/a**	**n/a**	**0.00007258**	**NP Inter (normality) 1 of 2**
Sulfate (mg/L)	**HGWC-14**	**93.9**	**n/a**	**2/17/2024**	**898**	**Yes**	**165**	**n/a**	**n/a**	**2.424**	**n/a**	**n/a**	**0.00007258**	**NP Inter (normality) 1 of 2**
Sulfate (mg/L)	**HGWC-15**	**93.9**	**n/a**	**2/17/2024**	**305**	**Yes**	**165**	**n/a**	**n/a**	**2.424**	**n/a**	**n/a**	**0.00007258**	**NP Inter (normality) 1 of 2**
Sulfate (mg/L)	**HGWC-16**	**93.9**	**n/a**	**2/18/2024**	**220**	**Yes**	**165**	**n/a**	**n/a**	**2.424**	**n/a**	**n/a**	**0.00007258**	**NP Inter (normality) 1 of 2**
Sulfate (mg/L)	**HGWC-17**	**93.9**	**n/a**	**2/17/2024**	**260**	**Yes**	**165**	**n/a**	**n/a**	**2.424**	**n/a**	**n/a**	**0.00007258**	**NP Inter (normality) 1 of 2**
Sulfate (mg/L)	**HGWC-18**	**93.9**	**n/a**	**2/18/2024**	**755**	**Yes**	**165**	**n/a**	**n/a**	**2.424**	**n/a**	**n/a**	**0.00007258**	**NP Inter (normality) 1 of 2**
Total Dissolved Solids (mg/L)	**HGWC-14**	**496**	**n/a**	**2/17/2024**	**1720**	**Yes**	**165**	**n/a**	**n/a**	**0**	**n/a**	**n/a**	**0.00007258**	**NP Inter (normality) 1 of 2**
Total Dissolved Solids (mg/L)	**HGWC-15**	**496**	**n/a**	**2/17/2024**	**830**	**Yes**	**165**	**n/a**	**n/a**	**0**	**n/a**	**n/a**	**0.00007258**	**NP Inter (normality) 1 of 2**
Total Dissolved Solids (mg/L)	**HGWC-16**	**496**	**n/a**	**2/18/2024**	**755**	**Yes**	**165**	**n/a**	**n/a**	**0**	**n/a**	**n/a**	**0.00007258**	**NP Inter (normality) 1 of 2**
Total Dissolved Solids (mg/L)	**HGWC-17**	**496**	**n/a**	**2/17/2024**	**815**	**Yes**	**165**	**n/a**	**n/a**	**0**	**n/a**	**n/a**	**0.00007258**	**NP Inter (normality) 1 of 2**
Total Dissolved Solids (mg/L)	**HGWC-18**	**496**	**n/a**	**2/18/2024**	**1360**	**Yes**	**165**	**n/a**	**n/a**	**0**	**n/a**	**n/a**	**0.00007258**	**NP Inter (normality) 1 of 2**

Appendix III Interwell Prediction Limits - All Results

Plant Hammond Client: Southern Company Data: Hammond AP-2 Printed 4/18/2024, 10:37 AM

Constituent	Well	Upper Lim.	Lower Lim.	Date	Observ.	Sig.	Bg N	Bg Mean	Std. Dev.	%NDs	ND Adj.	Transform	Alpha	Method
Boron (mg/L)	**HGWC-14**	**0.55**	**n/a**	**2/17/2024**	**7.3**	**Yes**	**165**	**n/a**	**n/a**	**7.273**	**n/a**	**n/a**	**0.00007258**	**NP Inter (normality) 1 of 2**
Boron (mg/L)	**HGWC-15**	**0.55**	**n/a**	**2/17/2024**	**1.8**	**Yes**	**165**	**n/a**	**n/a**	**7.273**	**n/a**	**n/a**	**0.00007258**	**NP Inter (normality) 1 of 2**
Boron (mg/L)	**HGWC-16**	**0.55**	**n/a**	**2/18/2024**	**2.3**	**Yes**	**165**	**n/a**	**n/a**	**7.273**	**n/a**	**n/a**	**0.00007258**	**NP Inter (normality) 1 of 2**
Boron (mg/L)	**HGWC-17**	**0.55**	**n/a**	**2/17/2024**	**5.7**	**Yes**	**165**	**n/a**	**n/a**	**7.273**	**n/a**	**n/a**	**0.00007258**	**NP Inter (normality) 1 of 2**
Boron (mg/L)	**HGWC-18**	**0.55**	**n/a**	**2/18/2024**	**7**	**Yes**	**165**	**n/a**	**n/a**	**7.273**	**n/a**	**n/a**	**0.00007258**	**NP Inter (normality) 1 of 2**
Calcium (mg/L)	**HGWC-14**	**138**	**n/a**	**2/17/2024**	**418**	**Yes**	**165**	**n/a**	**n/a**	**0**	**n/a**	**n/a**	**0.00007258**	**NP Inter (normality) 1 of 2**
Calcium (mg/L)	**HGWC-15**	**138**	**n/a**	**2/17/2024**	**175**	**Yes**	**165**	**n/a**	**n/a**	**0**	**n/a**	**n/a**	**0.00007258**	**NP Inter (normality) 1 of 2**
Calcium (mg/L)	**HGWC-16**	**138**	**n/a**	**2/18/2024**	**199**	**Yes**	**165**	**n/a**	**n/a**	**0**	**n/a**	**n/a**	**0.00007258**	**NP Inter (normality) 1 of 2**
Calcium (mg/L)	**HGWC-17**	**138**	**n/a**	**2/17/2024**	**199**	**Yes**	**165**	**n/a**	**n/a**	**0**	**n/a**	**n/a**	**0.00007258**	**NP Inter (normality) 1 of 2**
Calcium (mg/L)	**HGWC-18**	**138**	**n/a**	**2/18/2024**	**347**	**Yes**	**165**	**n/a**	**n/a**	**0**	**n/a**	**n/a**	**0.00007258**	**NP Inter (normality) 1 of 2**
Chloride (mg/L)	**HGWC-14**	**44.8**	**n/a**	**2/17/2024**	**88.9**	**Yes**	**165**	**n/a**	**n/a**	**0**	**n/a**	**n/a**	**0.00007258**	**NP Inter (normality) 1 of 2**
Chloride (mg/L)	**HGWC-15**	**44.8**	**n/a**	**2/17/2024**	**70.2**	**Yes**	**165**	**n/a**	**n/a**	**0**	**n/a**	**n/a**	**0.00007258**	**NP Inter (normality) 1 of 2**
Chloride (mg/L)	**HGWC-16**	**44.8**	**n/a**	**2/18/2024**	**87.5**	**Yes**	**165**	**n/a**	**n/a**	**0**	**n/a**	**n/a**	**0.00007258**	**NP Inter (normality) 1 of 2**
Chloride (mg/L)	**HGWC-17**	**44.8**	**n/a**	**2/17/2024**	**81.7**	**Yes**	**165**	**n/a**	**n/a**	**0**	**n/a**	**n/a**	**0.00007258**	**NP Inter (normality) 1 of 2**
Chloride (mg/L)	**HGWC-18**	**44.8**	**n/a**	**2/18/2024**	**99**	**Yes**	**165**	**n/a**	**n/a**	**0**	**n/a**	**n/a**	**0.00007258**	**NP Inter (normality) 1 of 2**
Field pH (s.u.)	HGWC-14	8.25	4.57	2/17/2024	5.05	No	192	n/a	n/a	0	n/a	n/a	0.0001076	NP Inter (normality) 1 of 2
Field pH (s.u.)	HGWC-15	8.25	4.57	2/17/2024	6.56	No	192	n/a	n/a	0	n/a	n/a	0.0001076	NP Inter (normality) 1 of 2
Field pH (s.u.)	HGWC-16	8.25	4.57	2/18/2024	7.12	No	192	n/a	n/a	0	n/a	n/a	0.0001076	NP Inter (normality) 1 of 2
Field pH (s.u.)	HGWC-17	8.25	4.57	2/17/2024	6.54	No	192	n/a	n/a	0	n/a	n/a	0.0001076	NP Inter (normality) 1 of 2
Field pH (s.u.)	HGWC-18	8.25	4.57	2/18/2024	4.73	No	192	n/a	n/a	0	n/a	n/a	0.0001076	NP Inter (normality) 1 of 2
Fluoride (mg/L)	HGWC-14	1.5	n/a	2/17/2024	0.065J	No	192	n/a	n/a	28.65	n/a	n/a	0.00005378	NP Inter (normality) 1 of 2
Fluoride (mg/L)	HGWC-15	1.5	n/a	2/17/2024	0.064J	No	192	n/a	n/a	28.65	n/a	n/a	0.00005378	NP Inter (normality) 1 of 2
Fluoride (mg/L)	HGWC-16	1.5	n/a	2/18/2024	0.1ND	No	192	n/a	n/a	28.65	n/a	n/a	0.00005378	NP Inter (normality) 1 of 2
Fluoride (mg/L)	HGWC-17	1.5	n/a	2/17/2024	0.057J	No	192	n/a	n/a	28.65	n/a	n/a	0.00005378	NP Inter (normality) 1 of 2
Fluoride (mg/L)	HGWC-18	1.5	n/a	2/18/2024	0.17	No	192	n/a	n/a	28.65	n/a	n/a	0.00005378	NP Inter (normality) 1 of 2
Sulfate (mg/L)	**HGWC-14**	**93.9**	**n/a**	**2/17/2024**	**898**	**Yes**	**165**	**n/a**	**n/a**	**2.424**	**n/a**	**n/a**	**0.00007258**	**NP Inter (normality) 1 of 2**
Sulfate (mg/L)	**HGWC-15**	**93.9**	**n/a**	**2/17/2024**	**305**	**Yes**	**165**	**n/a**	**n/a**	**2.424**	**n/a**	**n/a**	**0.00007258**	**NP Inter (normality) 1 of 2**
Sulfate (mg/L)	**HGWC-16**	**93.9**	**n/a**	**2/18/2024**	**220**	**Yes**	**165**	**n/a**	**n/a**	**2.424**	**n/a**	**n/a**	**0.00007258**	**NP Inter (normality) 1 of 2**
Sulfate (mg/L)	**HGWC-17**	**93.9**	**n/a**	**2/17/2024**	**260**	**Yes**	**165**	**n/a**	**n/a**	**2.424**	**n/a**	**n/a**	**0.00007258**	**NP Inter (normality) 1 of 2**
Sulfate (mg/L)	**HGWC-18**	**93.9**	**n/a**	**2/18/2024**	**755**	**Yes**	**165**	**n/a**	**n/a**	**2.424**	**n/a**	**n/a**	**0.00007258**	**NP Inter (normality) 1 of 2**
Total Dissolved Solids (mg/L)	**HGWC-14**	**496**	**n/a**	**2/17/2024**	**1720**	**Yes**	**165**	**n/a**	**n/a**	**0**	**n/a**	**n/a**	**0.00007258**	**NP Inter (normality) 1 of 2**
Total Dissolved Solids (mg/L)	**HGWC-15**	**496**	**n/a**	**2/17/2024**	**830**	**Yes**	**165**	**n/a**	**n/a**	**0**	**n/a**	**n/a**	**0.00007258**	**NP Inter (normality) 1 of 2**
Total Dissolved Solids (mg/L)	**HGWC-16**	**496**	**n/a**	**2/18/2024**	**755**	**Yes**	**165**	**n/a**	**n/a**	**0**	**n/a**	**n/a**	**0.00007258**	**NP Inter (normality) 1 of 2**
Total Dissolved Solids (mg/L)	**HGWC-17**	**496**	**n/a**	**2/17/2024**	**815**	**Yes**	**165**	**n/a**	**n/a**	**0**	**n/a**	**n/a**	**0.00007258**	**NP Inter (normality) 1 of 2**
Total Dissolved Solids (mg/L)	**HGWC-18**	**496**	**n/a**	**2/18/2024**	**1360**	**Yes**	**165**	**n/a**	**n/a**	**0**	**n/a**	**n/a**	**0.00007258**	**NP Inter (normality) 1 of 2**

Appendix III Prediction Limit Exceedances - Trend Tests - Significant Results

Plant Hammond Client: Southern Company Data: Hammond AP-2 Printed 4/18/2024, 10:40 AM

Constituent	Well	Slope	Calc.	Critical	Sig.	N	%NDs	Normality	Xform	Alpha	Method
Boron (mg/L)	**HGWA-2 (bg)**	**0.002545**	**157**	**92**	**Yes**	**22**	**0**	**n/a**	**n/a**	**0.01**	**NP**
Boron (mg/L)	**HGWA-43D (bg)**	**-0.007036**	**-40**	**-34**	**Yes**	**11**	**0**	**n/a**	**n/a**	**0.01**	**NP**
Boron (mg/L)	**HGWA-44D (bg)**	**0.06801**	**37**	**34**	**Yes**	**11**	**0**	**n/a**	**n/a**	**0.01**	**NP**
Boron (mg/L)	**HGWC-14**	**-1.391**	**-135**	**-92**	**Yes**	**22**	**0**	**n/a**	**n/a**	**0.01**	**NP**
Boron (mg/L)	**HGWC-16**	**0.1931**	**142**	**92**	**Yes**	**22**	**0**	**n/a**	**n/a**	**0.01**	**NP**
Calcium (mg/L)	**HGWA-2 (bg)**	**1.322**	**101**	**92**	**Yes**	**22**	**0**	**n/a**	**n/a**	**0.01**	**NP**
Calcium (mg/L)	**HGWA-3 (bg)**	**1.924**	**119**	**92**	**Yes**	**22**	**0**	**n/a**	**n/a**	**0.01**	**NP**
Calcium (mg/L)	**HGWA-4 (bg)**	**-6.83**	**-106**	**-92**	**Yes**	**22**	**0**	**n/a**	**n/a**	**0.01**	**NP**
Calcium (mg/L)	**HGWA-44D (bg)**	**-7.33**	**-39**	**-34**	**Yes**	**11**	**0**	**n/a**	**n/a**	**0.01**	**NP**
Calcium (mg/L)	**HGWC-16**	**11.38**	**165**	**92**	**Yes**	**22**	**0**	**n/a**	**n/a**	**0.01**	**NP**
Chloride (mg/L)	**HGWA-3 (bg)**	**-0.1508**	**-124**	**-92**	**Yes**	**22**	**0**	**n/a**	**n/a**	**0.01**	**NP**
Chloride (mg/L)	**HGWA-4 (bg)**	**-0.4101**	**-184**	**-92**	**Yes**	**22**	**0**	**n/a**	**n/a**	**0.01**	**NP**
Chloride (mg/L)	**HGWA-44D (bg)**	**6.844**	**39**	**34**	**Yes**	**11**	**0**	**n/a**	**n/a**	**0.01**	**NP**
Chloride (mg/L)	**HGWC-14**	**-67.48**	**-168**	**-92**	**Yes**	**22**	**0**	**n/a**	**n/a**	**0.01**	**NP**
Chloride (mg/L)	**HGWC-15**	**-22.07**	**-161**	**-92**	**Yes**	**22**	**0**	**n/a**	**n/a**	**0.01**	**NP**
Chloride (mg/L)	**HGWC-16**	**11.41**	**187**	**92**	**Yes**	**22**	**0**	**n/a**	**n/a**	**0.01**	**NP**
Chloride (mg/L)	**HGWC-18**	**-31.83**	**-145**	**-92**	**Yes**	**22**	**0**	**n/a**	**n/a**	**0.01**	**NP**
Sulfate (mg/L)	**HGWA-2 (bg)**	**2.951**	**159**	**92**	**Yes**	**22**	**0**	**n/a**	**n/a**	**0.01**	**NP**
Sulfate (mg/L)	**HGWA-43D (bg)**	**-3.197**	**-43**	**-34**	**Yes**	**11**	**0**	**n/a**	**n/a**	**0.01**	**NP**
Sulfate (mg/L)	**HGWC-15**	**-20.14**	**-100**	**-92**	**Yes**	**22**	**0**	**n/a**	**n/a**	**0.01**	**NP**
Total Dissolved Solids (mg/L)	**HGWA-4 (bg)**	**-20.44**	**-104**	**-92**	**Yes**	**22**	**0**	**n/a**	**n/a**	**0.01**	**NP**
Total Dissolved Solids (mg/L)	**HGWC-14**	**-192.6**	**-163**	**-92**	**Yes**	**22**	**0**	**n/a**	**n/a**	**0.01**	**NP**
Total Dissolved Solids (mg/L)	**HGWC-15**	**-53.04**	**-130**	**-92**	**Yes**	**22**	**0**	**n/a**	**n/a**	**0.01**	**NP**
Total Dissolved Solids (mg/L)	**HGWC-16**	**49.17**	**173**	**92**	**Yes**	**22**	**0**	**n/a**	**n/a**	**0.01**	**NP**
Total Dissolved Solids (mg/L)	**HGWC-17**	**42.2**	**103**	**92**	**Yes**	**22**	**4.545**	**n/a**	**n/a**	**0.01**	**NP**
Total Dissolved Solids (mg/L)	**HGWC-18**	**-42.27**	**-99**	**-92**	**Yes**	**22**	**0**	**n/a**	**n/a**	**0.01**	**NP**

Appendix III Prediction Limit Exceedances - Trend Tests - All Results

Plant Hammond Client: Southern Company Data: Hammond AP-2 Printed 4/18/2024, 10:40 AM

Constituent	Well	Slope	Calc.	Critical	Sig.	N	%NDs	Normality	Xform	Alpha	Method
Boron (mg/L)	HGWA-1 (bg)	-0.0001808	-14	-92	No	22	0	n/a	n/a	0.01	NP
Boron (mg/L)	**HGWA-2 (bg)**	**0.002545**	**157**	**92**	**Yes**	**22**	**0**	**n/a**	**n/a**	**0.01**	**NP**
Boron (mg/L)	HGWA-3 (bg)	0.0004332	39	92	No	22	22.73	n/a	n/a	0.01	NP
Boron (mg/L)	HGWA-4 (bg)	0.0007863	33	92	No	22	4.545	n/a	n/a	0.01	NP
Boron (mg/L)	HGWA-42D (bg)	-0.001093	-7	-34	No	11	0	n/a	n/a	0.01	NP
Boron (mg/L)	**HGWA-43D (bg)**	**-0.007036**	**-40**	**-34**	**Yes**	**11**	**0**	**n/a**	**n/a**	**0.01**	**NP**
Boron (mg/L)	**HGWA-44D (bg)**	**0.06801**	**37**	**34**	**Yes**	**11**	**0**	**n/a**	**n/a**	**0.01**	**NP**
Boron (mg/L)	HGWA-5 (bg)	0.0007363	67	92	No	22	22.73	n/a	n/a	0.01	NP
Boron (mg/L)	HGWA-6 (bg)	-0.0003862	-54	-92	No	22	4.545	n/a	n/a	0.01	NP
Boron (mg/L)	**HGWC-14**	**-1.391**	**-135**	**-92**	**Yes**	**22**	**0**	**n/a**	**n/a**	**0.01**	**NP**
Boron (mg/L)	HGWC-15	-0.01741	-23	-92	No	22	0	n/a	n/a	0.01	NP
Boron (mg/L)	**HGWC-16**	**0.1931**	**142**	**92**	**Yes**	**22**	**0**	**n/a**	**n/a**	**0.01**	**NP**
Boron (mg/L)	HGWC-17	0.0633	24	92	No	22	0	n/a	n/a	0.01	NP
Boron (mg/L)	HGWC-18	-0.329	-85	-92	No	22	0	n/a	n/a	0.01	NP
Calcium (mg/L)	HGWA-1 (bg)	2.05	80	92	No	22	0	n/a	n/a	0.01	NP
Calcium (mg/L)	**HGWA-2 (bg)**	**1.322**	**101**	**92**	**Yes**	**22**	**0**	**n/a**	**n/a**	**0.01**	**NP**
Calcium (mg/L)	**HGWA-3 (bg)**	**1.924**	**119**	**92**	**Yes**	**22**	**0**	**n/a**	**n/a**	**0.01**	**NP**
Calcium (mg/L)	**HGWA-4 (bg)**	**-6.83**	**-106**	**-92**	**Yes**	**22**	**0**	**n/a**	**n/a**	**0.01**	**NP**
Calcium (mg/L)	HGWA-42D (bg)	0.069	1	34	No	11	0	n/a	n/a	0.01	NP
Calcium (mg/L)	HGWA-43D (bg)	-2.939	-33	-34	No	11	0	n/a	n/a	0.01	NP
Calcium (mg/L)	**HGWA-44D (bg)**	**-7.33**	**-39**	**-34**	**Yes**	**11**	**0**	**n/a**	**n/a**	**0.01**	**NP**
Calcium (mg/L)	HGWA-5 (bg)	0.0662	4	92	No	22	0	n/a	n/a	0.01	NP
Calcium (mg/L)	HGWA-6 (bg)	0.3288	47	92	No	22	0	n/a	n/a	0.01	NP
Calcium (mg/L)	HGWC-14	-15.65	-90	-92	No	22	0	n/a	n/a	0.01	NP
Calcium (mg/L)	HGWC-15	-1.875	-33	-92	No	22	0	n/a	n/a	0.01	NP
Calcium (mg/L)	**HGWC-16**	**11.38**	**165**	**92**	**Yes**	**22**	**0**	**n/a**	**n/a**	**0.01**	**NP**
Calcium (mg/L)	HGWC-17	9.114	52	92	No	22	0	n/a	n/a	0.01	NP
Calcium (mg/L)	HGWC-18	-1.029	-4	-92	No	22	0	n/a	n/a	0.01	NP
Chloride (mg/L)	HGWA-1 (bg)	0.6486	82	92	No	22	0	n/a	n/a	0.01	NP
Chloride (mg/L)	HGWA-2 (bg)	0.02731	14	92	No	22	0	n/a	n/a	0.01	NP
Chloride (mg/L)	**HGWA-3 (bg)**	**-0.1508**	**-124**	**-92**	**Yes**	**22**	**0**	**n/a**	**n/a**	**0.01**	**NP**
Chloride (mg/L)	**HGWA-4 (bg)**	**-0.4101**	**-184**	**-92**	**Yes**	**22**	**0**	**n/a**	**n/a**	**0.01**	**NP**
Chloride (mg/L)	HGWA-42D (bg)	0.08286	9	34	No	11	0	n/a	n/a	0.01	NP
Chloride (mg/L)	HGWA-43D (bg)	-0.1067	-16	-34	No	11	0	n/a	n/a	0.01	NP
Chloride (mg/L)	**HGWA-44D (bg)**	**6.844**	**39**	**34**	**Yes**	**11**	**0**	**n/a**	**n/a**	**0.01**	**NP**
Chloride (mg/L)	HGWA-5 (bg)	-0.05028	-68	-92	No	22	0	n/a	n/a	0.01	NP
Chloride (mg/L)	HGWA-6 (bg)	-0.03467	-51	-92	No	22	0	n/a	n/a	0.01	NP
Chloride (mg/L)	**HGWC-14**	**-67.48**	**-168**	**-92**	**Yes**	**22**	**0**	**n/a**	**n/a**	**0.01**	**NP**
Chloride (mg/L)	**HGWC-15**	**-22.07**	**-161**	**-92**	**Yes**	**22**	**0**	**n/a**	**n/a**	**0.01**	**NP**
Chloride (mg/L)	**HGWC-16**	**11.41**	**187**	**92**	**Yes**	**22**	**0**	**n/a**	**n/a**	**0.01**	**NP**
Chloride (mg/L)	HGWC-17	4.477	49	92	No	22	0	n/a	n/a	0.01	NP
Chloride (mg/L)	**HGWC-18**	**-31.83**	**-145**	**-92**	**Yes**	**22**	**0**	**n/a**	**n/a**	**0.01**	**NP**
Sulfate (mg/L)	HGWA-1 (bg)	0.6377	32	92	No	22	0	n/a	n/a	0.01	NP
Sulfate (mg/L)	**HGWA-2 (bg)**	**2.951**	**159**	**92**	**Yes**	**22**	**0**	**n/a**	**n/a**	**0.01**	**NP**
Sulfate (mg/L)	HGWA-3 (bg)	-0.08595	-11	-92	No	22	0	n/a	n/a	0.01	NP
Sulfate (mg/L)	HGWA-4 (bg)	0	5	92	No	22	13.64	n/a	n/a	0.01	NP
Sulfate (mg/L)	HGWA-42D (bg)	0.2824	16	34	No	11	0	n/a	n/a	0.01	NP
Sulfate (mg/L)	**HGWA-43D (bg)**	**-3.197**	**-43**	**-34**	**Yes**	**11**	**0**	**n/a**	**n/a**	**0.01**	**NP**
Sulfate (mg/L)	HGWA-44D (bg)	0.3314	1	34	No	11	9.091	n/a	n/a	0.01	NP
Sulfate (mg/L)	HGWA-5 (bg)	-0.05287	-13	-92	No	22	0	n/a	n/a	0.01	NP
Sulfate (mg/L)	HGWA-6 (bg)	-0.2147	-67	-92	No	22	0	n/a	n/a	0.01	NP
Sulfate (mg/L)	HGWC-14	-37.37	-51	-92	No	22	0	n/a	n/a	0.01	NP
Sulfate (mg/L)	**HGWC-15**	**-20.14**	**-100**	**-92**	**Yes**	**22**	**0**	**n/a**	**n/a**	**0.01**	**NP**
Sulfate (mg/L)	HGWC-16	1.071	30	92	No	22	0	n/a	n/a	0.01	NP
Sulfate (mg/L)	HGWC-17	-6.088	-32	-92	No	22	0	n/a	n/a	0.01	NP
Sulfate (mg/L)	HGWC-18	0.7194	3	92	No	22	0	n/a	n/a	0.01	NP
Total Dissolved Solids (mg/L)	HGWA-1 (bg)	4.065	35	92	No	22	0	n/a	n/a	0.01	NP
Total Dissolved Solids (mg/L)	HGWA-2 (bg)	5.374	56	92	No	22	0	n/a	n/a	0.01	NP
Total Dissolved Solids (mg/L)	HGWA-3 (bg)	0.8552	21	92	No	22	0	n/a	n/a	0.01	NP
Total Dissolved Solids (mg/L)	**HGWA-4 (bg)**	**-20.44**	**-104**	**-92**	**Yes**	**22**	**0**	**n/a**	**n/a**	**0.01**	**NP**
Total Dissolved Solids (mg/L)	HGWA-42D (bg)	3.025	6	34	No	11	0	n/a	n/a	0.01	NP
Total Dissolved Solids (mg/L)	HGWA-43D (bg)	-1.506	-5	-34	No	11	0	n/a	n/a	0.01	NP
Total Dissolved Solids (mg/L)	HGWA-44D (bg)	31.45	31	34	No	11	0	n/a	n/a	0.01	NP
Total Dissolved Solids (mg/L)	HGWA-5 (bg)	0.4698	11	92	No	22	0	n/a	n/a	0.01	NP
Total Dissolved Solids (mg/L)	HGWA-6 (bg)	-1.193	-33	-92	No	22	0	n/a	n/a	0.01	NP
Total Dissolved Solids (mg/L)	**HGWC-14**	**-192.6**	**-163**	**-92**	**Yes**	**22**	**0**	**n/a**	**n/a**	**0.01**	**NP**
Total Dissolved Solids (mg/L)	**HGWC-15**	**-53.04**	**-130**	**-92**	**Yes**	**22**	**0**	**n/a**	**n/a**	**0.01**	**NP**
Total Dissolved Solids (mg/L)	**HGWC-16**	**49.17**	**173**	**92**	**Yes**	**22**	**0**	**n/a**	**n/a**	**0.01**	**NP**

Appendix III Prediction Limit Exceedances - Trend Tests - All Results

Plant Hammond Client: Southern Company Data: Hammond AP-2 Printed 4/18/2024, 10:40 AM

Constituent	Well	Slope	Calc.	Critical	Sig.	N	%NDs	Normality	Xform	Alpha	Method
Total Dissolved Solids (mg/L)	**HGWC-17**	**42.2**	**103**	**92**	**Yes**	**22**	**4.545**	**n/a**	**n/a**	**0.01**	**NP**
Total Dissolved Solids (mg/L)	**HGWC-18**	**-42.27**	**-99**	**-92**	**Yes**	**22**	**0**	**n/a**	**n/a**	**0.01**	**NP**

Upper Tolerance Limits Summary Table

Plant Hammond Data: Hammond AP-2 Printed 5/29/2024, 4:55 PM

Constituent	Upper Lim.	Lower Lim.	Bg N	Bg Mean	Std. Dev.	%NDs	ND Adj.	Transform	Alpha	Method
Antimony (mg/L)	0.003	n/a	153	n/a	n/a	83.01	n/a	n/a	0.0003906	NP Inter(NDs)
Arsenic (mg/L)	0.005	n/a	186	n/a	n/a	81.72	n/a	n/a	NaN	NP Inter(NDs)
Barium (mg/L)	0.46	n/a	186	n/a	n/a	0	n/a	n/a	NaN	NP Inter(normality)
Beryllium (mg/L)	0.0005	n/a	174	n/a	n/a	82.76	n/a	n/a	NaN	NP Inter(NDs)
Cadmium (mg/L)	0.0005	n/a	186	n/a	n/a	91.94	n/a	n/a	NaN	NP Inter(NDs)
Chromium (mg/L)	0.019	n/a	174	n/a	n/a	86.21	n/a	n/a	NaN	NP Inter(NDs)
Cobalt (mg/L)	0.038	n/a	186	n/a	n/a	69.35	n/a	n/a	NaN	NP Inter(NDs)
Combined Radium 226 + 228 (pCi/L)	1.578	n/a	185	0.7496	0.2747	0	None	sqrt(x)	0.05	Inter
Fluoride (mg/L)	1.5	n/a	192	n/a	n/a	28.65	n/a	n/a	NaN	NP Inter(normality)
Lead (mg/L)	0.001	n/a	174	n/a	n/a	75.86	n/a	n/a	NaN	NP Inter(NDs)
Lithium (mg/L)	0.064	n/a	182	n/a	n/a	18.13	n/a	n/a	NaN	NP Inter(normality)
Mercury (mg/L)	0.0002	n/a	130	n/a	n/a	93.85	n/a	n/a	0.001271	NP Inter(NDs)
Molybdenum (mg/L)	0.01	n/a	172	n/a	n/a	82.56	n/a	n/a	NaN	NP Inter(NDs)
Selenium (mg/L)	0.005	n/a	186	n/a	n/a	97.31	n/a	n/a	NaN	NP Inter(NDs)
Thallium (mg/L)	0.001	n/a	186	n/a	n/a	98.92	n/a	n/a	NaN	NP Inter(NDs)

PLANT HAMMOND AP-2 GWPS				
Constituent Name	**MCL**	**CCR-Rule Specified**	**Background Limit**	**GWPS**
Antimony, Total (mg/L)	0.006		0.003	0.006
Arsenic, Total (mg/L)	0.01		0.005	0.01
Barium, Total (mg/L)	2		0.46	2
Beryllium, Total (mg/L)	0.004		0.0005	0.004
Cadmium, Total (mg/L)	0.005		0.0005	0.005
Chromium, Total (mg/L)	0.1		0.019	0.1
Cobalt, Total (mg/L)	n/a	0.006	0.038	0.038
Combined Radium, Total (pCi/L)	5		1.58	5
Fluoride, Total (mg/L)	4		1.5	4
Lead, Total (mg/L)	n/a	0.015	0.001	0.015
Lithium, Total (mg/L)	n/a	0.04	0.064	0.064
Mercury, Total (mg/L)	0.002		0.0002	0.002
Molybdenum, Total (mg/L)	n/a	0.1	0.01	0.1
Selenium, Total (mg/L)	0.05		0.005	0.05
Thallium, Total (mg/L)	0.002		0.001	0.002

**Grey cell indidcates background is higher than MCL or CCR-Rule*

**MCL = Maximum Contaminant Level*

**CCR = Coal Combustion Residuals*

**GWPS = Groundwater Protection Statard*

Confidence Interval Summary Table - Significant Results

Plant Hammond Client: Southern Company Data: Hammond AP-2 Printed 5/21/2024, 8:28 PM

Constituent	Well	Upper Lim.	Lower Lim.	Compliance	Sig.	N	%NDs	ND Adj.	Transform	Alpha	Method
Cobalt (mg/L)	**HGWC-18**	**0.1816**	**0.1552**	**0.038**	**Yes**	**25**	**0**	**None**	**No**	**0.01**	**Param.**
Cobalt (mg/L)	**MW-33**	**0.05654**	**0.04463**	**0.038**	**Yes**	**12**	**0**	**None**	**No**	**0.01**	**Param.**
Cobalt (mg/L)	**MW-35**	**0.09341**	**0.08279**	**0.038**	**Yes**	**10**	**0**	**None**	**No**	**0.01**	**Param.**

Confidence Interval Summary Table - All Results

Plant Hammond Client: Southern Company Data: Hammond AP-2 Printed 5/21/2024, 8:28 PM

Constituent	Well	Upper Lim.	Lower Lim.	Compliance	Sig.	N	%NDs	ND Adj.	Transform	Alpha	Method
Antimony (mg/L)	HGWC-14	0.0032	0.001	0.006	No	19	78.95	None	No	0.01	NP (NDs)
Antimony (mg/L)	HGWC-15	0.003	0.0021	0.006	No	19	73.68	None	No	0.01	NP (NDs)
Antimony (mg/L)	HGWC-18	0.003	0.0008	0.006	No	19	94.74	None	No	0.01	NP (NDs)
Antimony (mg/L)	MW-22	0.003	0.003	0.006	No	10	90	None	No	0.011	NP (NDs)
Antimony (mg/L)	MW-23D	0.003	0.003	0.006	No	10	90	None	No	0.011	NP (NDs)
Antimony (mg/L)	MW-33	0.003	0.00046	0.006	No	8	87.5	None	No	0.004	NP (NDs)
Antimony (mg/L)	MW-34D	0.003	0.0018	0.006	No	6	83.33	None	No	0.0155	NP (NDs)
Antimony (mg/L)	MW-35	0.003	0.00041	0.006	No	8	75	None	No	0.004	NP (NDs)
Antimony (mg/L)	MW-37D	0.003	0.00079	0.006	No	8	87.5	None	No	0.004	NP (NDs)
Arsenic (mg/L)	HGWC-14	0.005508	0.00373	0.01	No	25	12	None	No	0.01	Param.
Arsenic (mg/L)	HGWC-15	0.005	0.0008	0.01	No	25	88	None	No	0.01	NP (NDs)
Arsenic (mg/L)	HGWC-16	0.005	0.0012	0.01	No	25	84	None	No	0.01	NP (NDs)
Arsenic (mg/L)	HGWC-17	0.005	0.0028	0.01	No	25	72	None	No	0.01	NP (NDs)
Arsenic (mg/L)	HGWC-18	0.006543	0.004708	0.01	No	25	0	None	No	0.01	Param.
Arsenic (mg/L)	MW-21D	0.005	0.0013	0.01	No	15	73.33	None	No	0.01	NP (NDs)
Arsenic (mg/L)	MW-22	0.005	0.00045	0.01	No	14	92.86	None	No	0.01	NP (NDs)
Arsenic (mg/L)	MW-23D	0.005	0.001	0.01	No	14	85.71	None	No	0.01	NP (NDs)
Arsenic (mg/L)	MW-33	0.006668	0.003405	0.01	No	11	9.091	None	No	0.01	Param.
Arsenic (mg/L)	MW-34D	0.004857	0.001316	0.01	No	8	12.5	None	No	0.01	Param.
Arsenic (mg/L)	MW-35	0.006343	0.004337	0.01	No	10	20	Kaplan-Meier	No	0.01	Param.
Arsenic (mg/L)	MW-37D	0.005	0.0021	0.01	No	10	70	Kaplan-Meier	No	0.011	NP (NDs)
Arsenic (mg/L)	MW-51	0.006226	0.002258	0.01	No	6	16.67	Kaplan-Meier	No	0.01	Param.
Barium (mg/L)	HGWC-14	0.022	0.018	2	No	25	4	None	No	0.01	NP (normality)
Barium (mg/L)	HGWC-15	0.02587	0.01753	2	No	25	0	None	No	0.01	Param.
Barium (mg/L)	HGWC-16	0.1103	0.1004	2	No	25	0	None	No	0.01	Param.
Barium (mg/L)	HGWC-17	0.02618	0.02361	2	No	25	0	None	No	0.01	Param.
Barium (mg/L)	HGWC-18	0.032	0.026	2	No	25	4	None	No	0.01	NP (normality)
Barium (mg/L)	MW-21D	0.06246	0.03874	2	No	15	0	None	No	0.01	Param.
Barium (mg/L)	MW-22	0.02721	0.01486	2	No	14	0	None	sqrt(x)	0.01	Param.
Barium (mg/L)	MW-23D	0.06348	0.04823	2	No	14	0	None	No	0.01	Param.
Barium (mg/L)	MW-33	0.02608	0.01955	2	No	11	0	None	No	0.01	Param.
Barium (mg/L)	MW-34D	0.04375	0.0335	2	No	8	0	None	No	0.01	Param.
Barium (mg/L)	MW-35	0.02828	0.02152	2	No	10	0	None	No	0.01	Param.
Barium (mg/L)	MW-37D	0.1575	0.1145	2	No	10	0	None	No	0.01	Param.
Barium (mg/L)	MW-51	0.04199	0.02312	2	No	6	0	None	sqrt(x)	0.01	Param.
Beryllium (mg/L)	HGWC-14	0.00056	0.0004	0.004	No	23	8.696	None	No	0.01	NP (normality)
Beryllium (mg/L)	HGWC-17	0.0005	0.0001	0.004	No	23	78.26	None	No	0.01	NP (NDs)
Beryllium (mg/L)	HGWC-18	0.00331	0.002697	0.004	No	23	4.348	None	No	0.01	Param.
Beryllium (mg/L)	MW-22	0.0005	0.00007	0.004	No	14	57.14	None	No	0.01	NP (NDs)
Beryllium (mg/L)	MW-33	0.001053	0.000716	0.004	No	11	0	None	x^2	0.01	Param.
Beryllium (mg/L)	MW-34D	0.0005	0.000065	0.004	No	8	75	None	No	0.004	NP (NDs)
Beryllium (mg/L)	MW-35	0.0006594	0.0004286	0.004	No	10	0	None	No	0.01	Param.
Beryllium (mg/L)	MW-37D	0.0005	0.0005	0.004	No	10	90	None	No	0.011	NP (NDs)
Beryllium (mg/L)	MW-51	0.0004839	0.00007606	0.004	No	6	0	None	No	0.01	Param.
Cadmium (mg/L)	HGWC-14	0.0005	0.00012	0.005	No	25	56	None	No	0.01	NP (NDs)
Cadmium (mg/L)	HGWC-15	0.002071	0.001313	0.005	No	25	0	None	No	0.01	Param.
Cadmium (mg/L)	HGWC-17	0.0005	0.00007	0.005	No	25	96	None	No	0.01	NP (NDs)
Cadmium (mg/L)	HGWC-18	0.0024	0.0016	0.005	No	25	4	None	No	0.01	NP (normality)
Cadmium (mg/L)	MW-22	0.002066	0.001671	0.005	No	14	0	None	x^4	0.01	Param.
Cadmium (mg/L)	MW-23D	0.0025	0.00015	0.005	No	14	35.71	None	No	0.01	NP (normality)
Cadmium (mg/L)	MW-33	0.00022	0.00014	0.005	No	11	9.091	None	No	0.006	NP (normality)
Cadmium (mg/L)	MW-34D	0.00147	0.0002074	0.005	No	8	25	Kaplan-Meier	sqrt(x)	0.01	Param.
Cadmium (mg/L)	MW-35	0.001694	0.001012	0.005	No	10	0	None	No	0.01	Param.
Cadmium (mg/L)	MW-51	0.001409	0	0.005	No	6	0	None	No	0.01	Param.
Chromium (mg/L)	HGWC-14	0.005	0.00066	0.1	No	23	91.3	None	No	0.01	NP (NDs)
Chromium (mg/L)	HGWC-15	0.005	0.0012	0.1	No	23	86.96	None	No	0.01	NP (NDs)
Chromium (mg/L)	HGWC-16	0.005	0.0021	0.1	No	23	86.96	None	No	0.01	NP (NDs)
Chromium (mg/L)	HGWC-17	0.005	0.0018	0.1	No	23	86.96	None	No	0.01	NP (NDs)
Chromium (mg/L)	HGWC-18	0.005	0.00063	0.1	No	23	86.96	None	No	0.01	NP (NDs)
Chromium (mg/L)	MW-21D	0.005	0.00074	0.1	No	15	86.67	None	No	0.01	NP (NDs)
Chromium (mg/L)	MW-22	0.005	0.00075	0.1	No	14	85.71	None	No	0.01	NP (NDs)
Chromium (mg/L)	MW-23D	0.005	0.00086	0.1	No	14	85.71	None	No	0.01	NP (NDs)
Chromium (mg/L)	MW-33	0.005	0.005	0.1	No	11	90.91	None	No	0.006	NP (NDs)
Chromium (mg/L)	MW-34D	0.0059	0.005	0.1	No	8	87.5	None	No	0.004	NP (NDs)
Chromium (mg/L)	MW-35	0.005	0.00083	0.1	No	10	80	None	No	0.011	NP (NDs)
Chromium (mg/L)	MW-37D	0.005	0.0048	0.1	No	10	80	None	No	0.011	NP (NDs)
Cobalt (mg/L)	HGWC-14	0.034	0.0253	0.038	No	25	4	None	No	0.01	NP (normality)
Cobalt (mg/L)	HGWC-15	0.04029	0.02179	0.038	No	25	0	None	No	0.01	Param.

Confidence Interval Summary Table - All Results

Plant Hammond Client: Southern Company Data: Hammond AP-2 Printed 5/21/2024, 8:28 PM

Constituent	Well	Upper Lim.	Lower Lim.	Compliance	Sig.	N	%NDs	ND Adj.	Transform	Alpha	Method
Cobalt (mg/L)	HGWC-16	0.005	0.00037	0.038	No	25	92	None	No	0.01	NP (NDs)
Cobalt (mg/L)	HGWC-17	0.01544	0.01252	0.038	No	25	0	None	x^2	0.01	Param.
Cobalt (mg/L)	**HGWC-18**	**0.1816**	**0.1552**	**0.038**	**Yes**	**25**	**0**	**None**	**No**	**0.01**	**Param.**
Cobalt (mg/L)	MW-21D	0.005	0.00034	0.038	No	15	93.33	None	No	0.01	NP (NDs)
Cobalt (mg/L)	MW-22	0.03437	0.02062	0.038	No	14	0	None	No	0.01	Param.
Cobalt (mg/L)	MW-23D	0.001104	0.000883	0.038	No	14	0	None	No	0.01	Param.
Cobalt (mg/L)	**MW-33**	**0.05654**	**0.04463**	**0.038**	**Yes**	**12**	**0**	**None**	**No**	**0.01**	**Param.**
Cobalt (mg/L)	MW-34D	0.009192	0.005521	0.038	No	8	0	None	x^(1/3)	0.01	Param.
Cobalt (mg/L)	**MW-35**	**0.09341**	**0.08279**	**0.038**	**Yes**	**10**	**0**	**None**	**No**	**0.01**	**Param.**
Cobalt (mg/L)	MW-37D	0.005	0.0015	0.038	No	10	80	None	No	0.011	NP (NDs)
Cobalt (mg/L)	MW-51	0.04193	0.01707	0.038	No	6	0	None	No	0.01	Param.
Combined Radium 226 + 228 (pCi/L)	HGWC-14	1.507	1.037	5	No	25	0	None	No	0.01	Param.
Combined Radium 226 + 228 (pCi/L)	HGWC-15	0.8591	0.4811	5	No	25	0	None	No	0.01	Param.
Combined Radium 226 + 228 (pCi/L)	HGWC-16	0.8822	0.4816	5	No	25	0	None	No	0.01	Param.
Combined Radium 226 + 228 (pCi/L)	HGWC-17	0.9603	0.6466	5	No	25	0	None	No	0.01	Param.
Combined Radium 226 + 228 (pCi/L)	HGWC-18	2.082	1.49	5	No	25	0	None	No	0.01	Param.
Combined Radium 226 + 228 (pCi/L)	MW-21D	0.9196	0.3722	5	No	15	0	None	sqrt(x)	0.01	Param.
Combined Radium 226 + 228 (pCi/L)	MW-22	0.9711	0.3989	5	No	14	0	None	No	0.01	Param.
Combined Radium 226 + 228 (pCi/L)	MW-23D	0.9587	0.4479	5	No	14	0	None	No	0.01	Param.
Combined Radium 226 + 228 (pCi/L)	MW-33	2.103	0.9052	5	No	11	0	None	No	0.01	Param.
Combined Radium 226 + 228 (pCi/L)	MW-34D	1.081	0.3795	5	No	8	0	None	No	0.01	Param.
Combined Radium 226 + 228 (pCi/L)	MW-35	2.325	0.9014	5	No	10	0	None	sqrt(x)	0.01	Param.
Combined Radium 226 + 228 (pCi/L)	MW-37D	1.147	0.2094	5	No	10	0	None	No	0.01	Param.
Combined Radium 226 + 228 (pCi/L)	MW-51	1.099	0.3869	5	No	6	0	None	x^2	0.01	Param.
Fluoride (mg/L)	HGWC-14	0.1626	0.07728	4	No	26	19.23	Kaplan-Meier	ln(x)	0.01	Param.
Fluoride (mg/L)	HGWC-15	0.12	0.09	4	No	26	38.46	None	No	0.01	NP (normality)
Fluoride (mg/L)	HGWC-16	0.1078	0.04179	4	No	26	50	Kaplan-Meier	ln(x)	0.01	Param.
Fluoride (mg/L)	HGWC-17	0.1331	0.05794	4	No	26	26.92	Kaplan-Meier	ln(x)	0.01	Param.
Fluoride (mg/L)	HGWC-18	0.5828	0.3657	4	No	26	3.846	None	No	0.01	Param.
Fluoride (mg/L)	MW-21D	0.1	0.1	4	No	15	80	None	No	0.01	NP (NDs)
Fluoride (mg/L)	MW-22	0.13	0.064	4	No	14	64.29	None	No	0.01	NP (NDs)
Fluoride (mg/L)	MW-23D	0.14	0.074	4	No	14	64.29	None	No	0.01	NP (NDs)
Fluoride (mg/L)	MW-33	0.257	0.1222	4	No	12	0	None	No	0.01	Param.
Fluoride (mg/L)	MW-34D	0.08583	0.05783	4	No	8	25	Kaplan-Meier	No	0.01	Param.
Fluoride (mg/L)	MW-35	0.1112	0.05279	4	No	10	10	None	No	0.01	Param.
Fluoride (mg/L)	MW-37D	0.0936	0.0552	4	No	10	0	None	No	0.01	Param.
Fluoride (mg/L)	MW-51	0.1634	0.05656	4	No	6	0	None	No	0.01	Param.
Lead (mg/L)	HGWC-14	0.001627	0.0012	0.015	No	23	8.696	None	No	0.01	Param.
Lead (mg/L)	HGWC-15	0.001	0.001	0.015	No	23	78.26	None	No	0.01	NP (NDs)
Lead (mg/L)	HGWC-16	0.001	0.0001	0.015	No	23	60.87	None	No	0.01	NP (NDs)
Lead (mg/L)	HGWC-17	0.001	0.0001	0.015	No	23	60.87	None	No	0.01	NP (NDs)
Lead (mg/L)	HGWC-18	0.001367	0.001027	0.015	No	23	8.696	None	No	0.01	Param.
Lead (mg/L)	MW-21D	0.001	0.000073	0.015	No	15	73.33	None	No	0.01	NP (NDs)
Lead (mg/L)	MW-22	0.001	0.0001	0.015	No	14	78.57	None	No	0.01	NP (NDs)
Lead (mg/L)	MW-23D	0.001	0.00016	0.015	No	14	85.71	None	No	0.01	NP (NDs)
Lead (mg/L)	MW-33	0.001623	0	0.015	No	11	18.18	Kaplan-Meier	x^6	0.01	Param.
Lead (mg/L)	MW-34D	0.001	0.00087	0.015	No	8	87.5	Kaplan-Meier	No	0.004	NP (NDs)
Lead (mg/L)	MW-35	0.001	0.00035	0.015	No	10	40	None	No	0.011	NP (normality)
Lead (mg/L)	MW-37D	0.001	0.00039	0.015	No	10	70	None	No	0.011	NP (NDs)
Lithium (mg/L)	HGWC-14	0.03	0.0029	0.064	No	25	96	None	No	0.01	NP (NDs)
Lithium (mg/L)	HGWC-15	0.006913	0.002454	0.064	No	25	24	Kaplan-Meier	ln(x)	0.01	Param.
Lithium (mg/L)	HGWC-16	0.0041	0.0029	0.064	No	24	4.167	None	No	0.01	NP (normality)
Lithium (mg/L)	HGWC-17	0.03	0.0012	0.064	No	24	45.83	None	No	0.01	NP (normality)
Lithium (mg/L)	HGWC-18	0.01402	0.01183	0.064	No	24	0	None	No	0.01	Param.
Lithium (mg/L)	MW-21D	0.0243	0.01876	0.064	No	15	0	None	No	0.01	Param.
Lithium (mg/L)	MW-22	0.0015	0.0011	0.064	No	14	7.143	None	No	0.01	NP (normality)
Lithium (mg/L)	MW-23D	0.002491	0.001966	0.064	No	14	0	None	No	0.01	Param.
Lithium (mg/L)	MW-33	0.03	0.00086	0.064	No	10	20	None	No	0.011	NP (normality)
Lithium (mg/L)	MW-34D	0.015	0.001	0.064	No	7	14.29	None	No	0.008	NP (normality)
Lithium (mg/L)	MW-35	0.0046	0.0031	0.064	No	10	10	None	No	0.011	NP (normality)
Lithium (mg/L)	MW-37D	0.03521	0.02234	0.064	No	9	0	None	No	0.01	Param.
Lithium (mg/L)	MW-51	0.002094	0.0008331	0.064	No	6	0	None	No	0.01	Param.
Mercury (mg/L)	HGWC-18	0.0002	0.00008	0.002	No	16	68.75	None	No	0.01	NP (NDs)
Mercury (mg/L)	MW-22	0.0002	0.00016	0.002	No	8	87.5	None	No	0.004	NP (NDs)
Mercury (mg/L)	MW-23D	0.0002	0.00017	0.002	No	8	87.5	None	No	0.004	NP (NDs)
Mercury (mg/L)	MW-35	0.00084	0.00014	0.002	No	6	50	None	No	0.0155	NP (normality)
Mercury (mg/L)	MW-51	0.0002	0.00013	0.002	No	5	80	None	No	0.031	NP (NDs)
Molybdenum (mg/L)	HGWC-15	0.01	0.0007	0.1	No	23	95.65	None	No	0.01	NP (NDs)

Confidence Interval Summary Table - All Results

Plant Hammond Client: Southern Company Data: Hammond AP-2 Printed 5/21/2024, 8:28 PM

Constituent	Well	Upper Lim.	Lower Lim.	Compliance	Sig.	N	%NDs	ND Adj.	Transform	Alpha	Method
Molybdenum (mg/L)	MW-21D	0.02886	0.01764	0.1	No	15	0	None	sqrt(x)	0.01	Param.
Molybdenum (mg/L)	MW-22	0.01	0.00013	0.1	No	14	92.86	None	No	0.01	NP (NDs)
Molybdenum (mg/L)	MW-23D	0.004132	0.002811	0.1	No	14	7.143	None	No	0.01	Param.
Molybdenum (mg/L)	MW-37D	0.01788	0.003694	0.1	No	9	0	None	No	0.01	Param.
Selenium (mg/L)	HGWC-14	0.01139	0.006143	0.05	No	25	0	None	No	0.01	Param.
Selenium (mg/L)	HGWC-15	0.005	0.0041	0.05	No	25	84	None	No	0.01	NP (NDs)
Selenium (mg/L)	HGWC-16	0.005	0.000089	0.05	No	25	96	None	No	0.01	NP (NDs)
Selenium (mg/L)	HGWC-17	0.005	0.0023	0.05	No	25	88	None	No	0.01	NP (NDs)
Selenium (mg/L)	HGWC-18	0.03214	0.01464	0.05	No	25	4	None	sqrt(x)	0.01	Param.
Selenium (mg/L)	MW-22	0.005	0.002	0.05	No	14	92.86	None	No	0.01	NP (NDs)
Selenium (mg/L)	MW-33	0.02152	0.0078	0.05	No	11	0	None	x^(1/3)	0.01	Param.
Selenium (mg/L)	MW-34D	0.005	0.0016	0.05	No	8	75	None	No	0.004	NP (NDs)
Selenium (mg/L)	MW-35	0.01866	0.006011	0.05	No	10	0	None	x^(1/3)	0.01	Param.
Selenium (mg/L)	MW-51	0.003691	0.001565	0.05	No	6	33.33	Kaplan-Meier	sqrt(x)	0.01	Param.
Thallium (mg/L)	HGWC-14	0.000306	0.00027	0.002	No	25	4	None	No	0.01	NP (normality)
Thallium (mg/L)	HGWC-15	0.001	0.00022	0.002	No	25	96	None	No	0.01	NP (NDs)
Thallium (mg/L)	HGWC-17	0.001	0.00014	0.002	No	25	68	None	No	0.01	NP (NDs)
Thallium (mg/L)	HGWC-18	0.001	0.00016	0.002	No	25	52	None	No	0.01	NP (NDs)
Thallium (mg/L)	MW-33	0.001	0.00022	0.002	No	11	18.18	None	No	0.006	NP (normality)
Thallium (mg/L)	MW-34D	0.001	0.00015	0.002	No	8	87.5	None	No	0.004	NP (NDs)
Thallium (mg/L)	MW-35	0.001	0.001	0.002	No	10	90	None	No	0.011	NP (NDs)

Confidence Interval Exceedances - Trend Tests - Significant Results

Plant Hammond Client: Southern Company Data: Hammond AP-2 Printed 4/25/2024, 9:36 AM

Constituent	Well	Slope	Calc.	Critical	Sig.	N	%NDs	Normality	Xform	Alpha	Method
Cobalt (mg/L)	**HGWA-4 (bg)**	**-0.000465**	**-161**	**-85**	**Yes**	**25**	**60**	**n/a**	**n/a**	**0.05**	**NP**
Cobalt (mg/L)	**HGWC-18**	**-0.007543**	**-147**	**-85**	**Yes**	**25**	**0**	**n/a**	**n/a**	**0.05**	**NP**

Confidence Interval Exceedances - Trend Tests - All Results

Plant Hammond Client: Southern Company Data: Hammond AP-2 Printed 4/25/2024, 9:36 AM

Constituent	Well	Slope	Calc.	Critical	Sig.	N	%NDs	Normality	Xform	Alpha	Method
Cobalt (mg/L)	HGWA-1 (bg)	0	-15	-85	No	25	88	n/a	n/a	0.05	NP
Cobalt (mg/L)	HGWA-2 (bg)	-0.0001971	-23	-85	No	25	0	n/a	n/a	0.05	NP
Cobalt (mg/L)	HGWA-3 (bg)	0	0	85	No	25	100	n/a	n/a	0.05	NP
Cobalt (mg/L)	**HGWA-4 (bg)**	**-0.000465**	**-161**	**-85**	**Yes**	**25**	**60**	**n/a**	**n/a**	**0.05**	**NP**
Cobalt (mg/L)	HGWA-42D (bg)	0	7	30	No	12	91.67	n/a	n/a	0.05	NP
Cobalt (mg/L)	HGWA-43D (bg)	0	0	30	No	12	100	n/a	n/a	0.05	NP
Cobalt (mg/L)	HGWA-44D (bg)	0	0	30	No	12	100	n/a	n/a	0.05	NP
Cobalt (mg/L)	HGWA-5 (bg)	0	-16	-85	No	25	28	n/a	n/a	0.05	NP
Cobalt (mg/L)	HGWA-6 (bg)	0	0	85	No	25	100	n/a	n/a	0.05	NP
Cobalt (mg/L)	**HGWC-18**	**-0.007543**	**-147**	**-85**	**Yes**	**25**	**0**	**n/a**	**n/a**	**0.05**	**NP**
Cobalt (mg/L)	MW-33	-0.002928	-18	-30	No	12	0	n/a	n/a	0.05	NP
Cobalt (mg/L)	MW-35	-0.002039	-17	-23	No	10	0	n/a	n/a	0.05	NP

Table of Contents

Figure A. Time Series	24
Figure B. Box Plots	150
Figure C. Outlier Summary	172
Figure D. Appendix III Interwell Prediction Limits	174
Figure E. Appendix III Trend Tests	207
Figure F. Upper Tolerance Limits	229
Figure G. Groundwater Protection Standards	239
Figure H. Confidence Intervals	241
Figure I. Appendix IV Trend Tests	306

FIGURE A.

Sanitas™ v.10.0.16 . UG
Hollow symbols indicate censored values.

Time Series

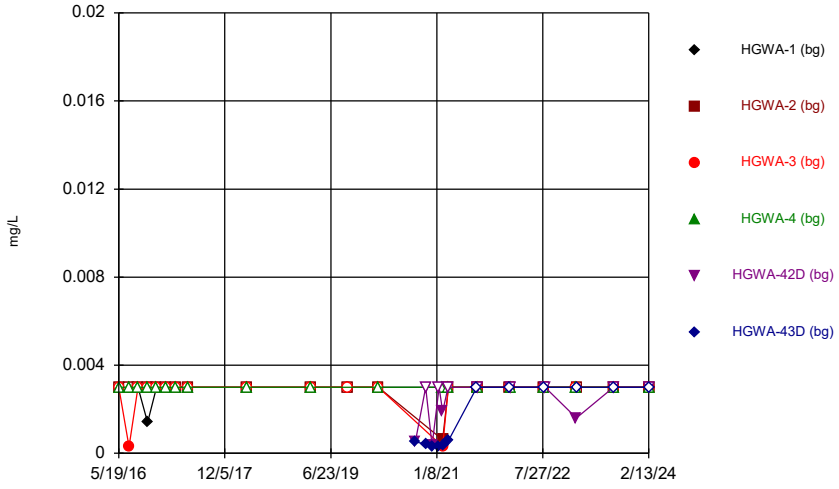

Constituent: Antimony Analysis Run 5/21/2024 8:06 PM
Plant Hammond Client: Southern Company Data: Hammond AP-2

Sanitas™ v.10.0.16 . UG
Hollow symbols indicate censored values.

Time Series

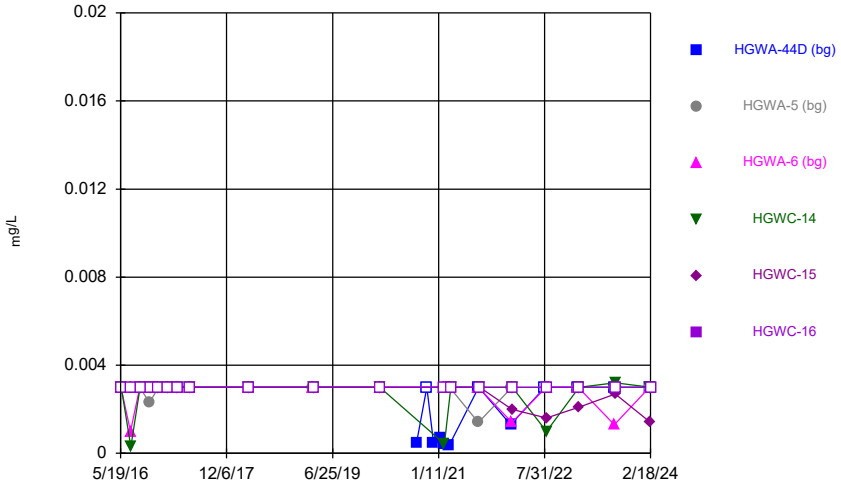

Constituent: Antimony Analysis Run 5/21/2024 8:06 PM
Plant Hammond Client: Southern Company Data: Hammond AP-2

Sanitas™ v.10.0.16 . UG
Hollow symbols indicate censored values.

Time Series

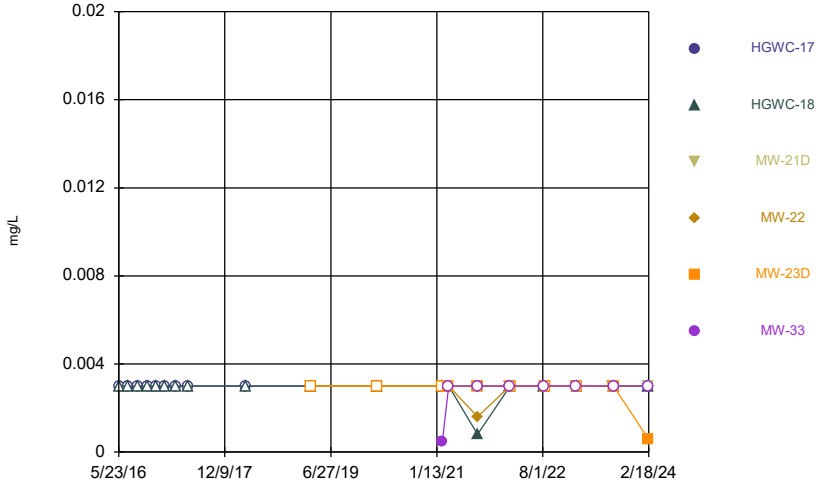

Constituent: Antimony Analysis Run 5/21/2024 8:06 PM
Plant Hammond Client: Southern Company Data: Hammond AP-2

Sanitas™ v.10.0.16 . UG
Hollow symbols indicate censored values.

Time Series

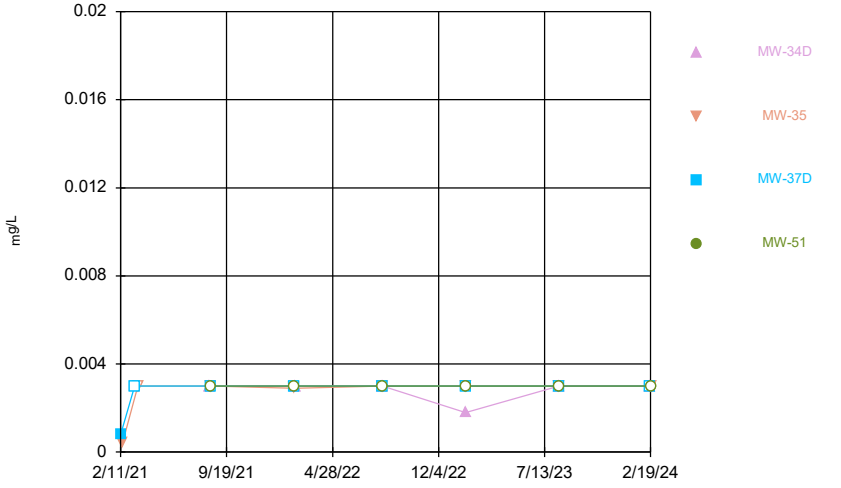

Constituent: Antimony Analysis Run 5/21/2024 8:06 PM
Plant Hammond Client: Southern Company Data: Hammond AP-2

Sanitas™ v.10.0.16 . UG
Hollow symbols indicate censored values.

Time Series

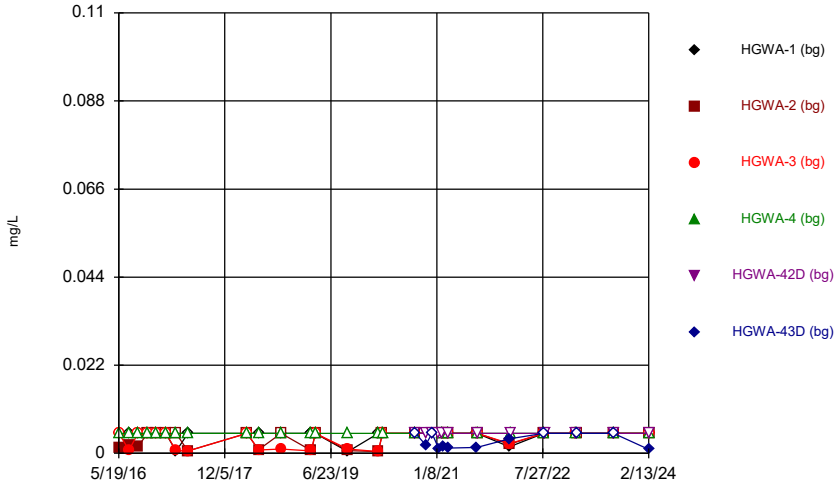

Constituent: Arsenic Analysis Run 5/21/2024 8:06 PM
Plant Hammond Client: Southern Company Data: Hammond AP-2

Sanitas™ v.10.0.16 . UG
Hollow symbols indicate censored values.

Time Series

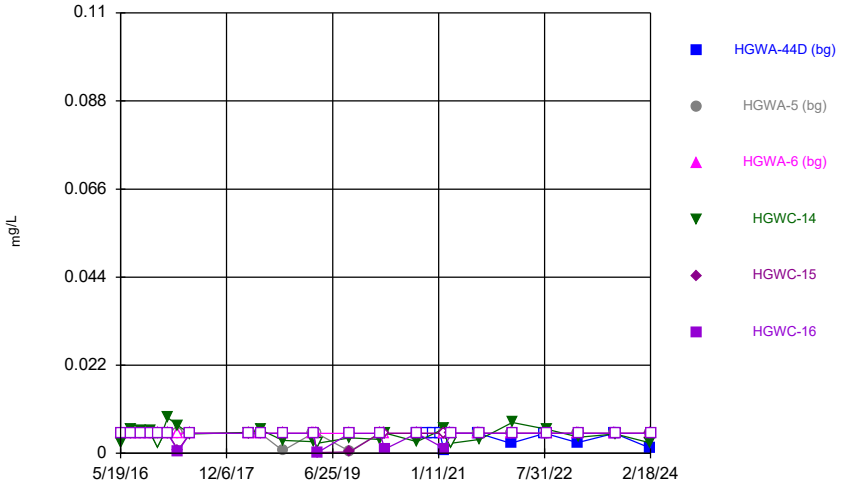

Constituent: Arsenic Analysis Run 5/21/2024 8:06 PM
Plant Hammond Client: Southern Company Data: Hammond AP-2

Sanitas™ v.10.0.16 . UG
Hollow symbols indicate censored values.

Time Series

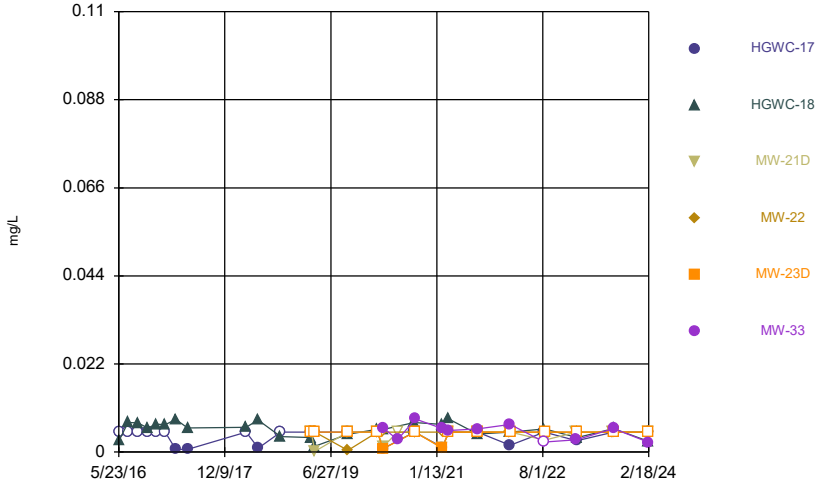

Constituent: Arsenic Analysis Run 5/21/2024 8:06 PM
Plant Hammond Client: Southern Company Data: Hammond AP-2

Sanitas™ v.10.0.16 . UG
Hollow symbols indicate censored values.

Time Series

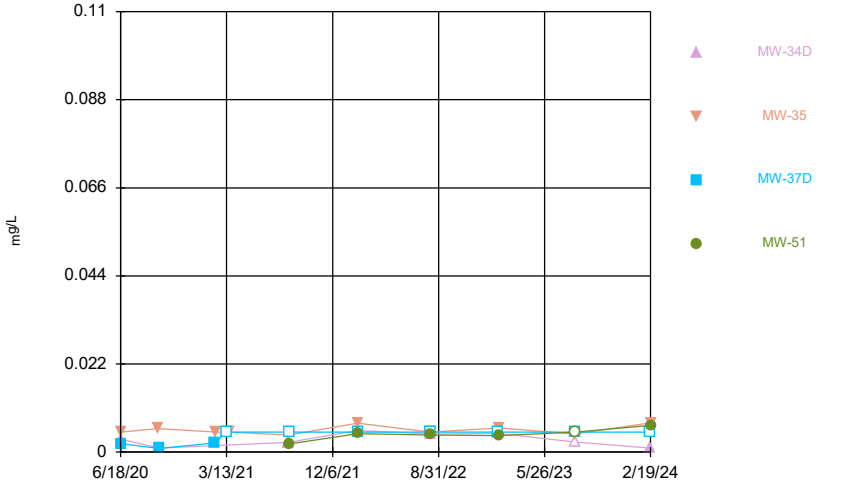

Constituent: Arsenic Analysis Run 5/21/2024 8:06 PM
Plant Hammond Client: Southern Company Data: Hammond AP-2

Sanitas™ v.10.0.16 . UG

Time Series

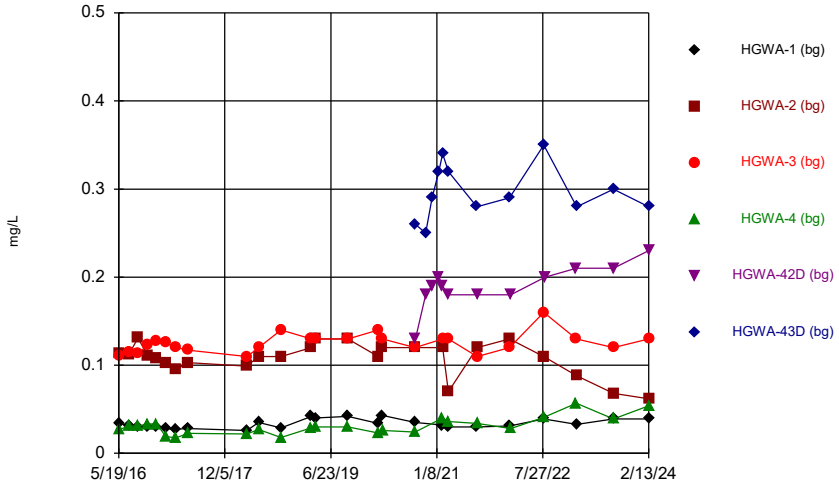

Constituent: Barium Analysis Run 5/21/2024 8:06 PM

Plant Hammond Client: Southern Company Data: Hammond AP-2

Sanitas™ v.10.0.16 . UG

Hollow symbols indicate censored values.

Time Series

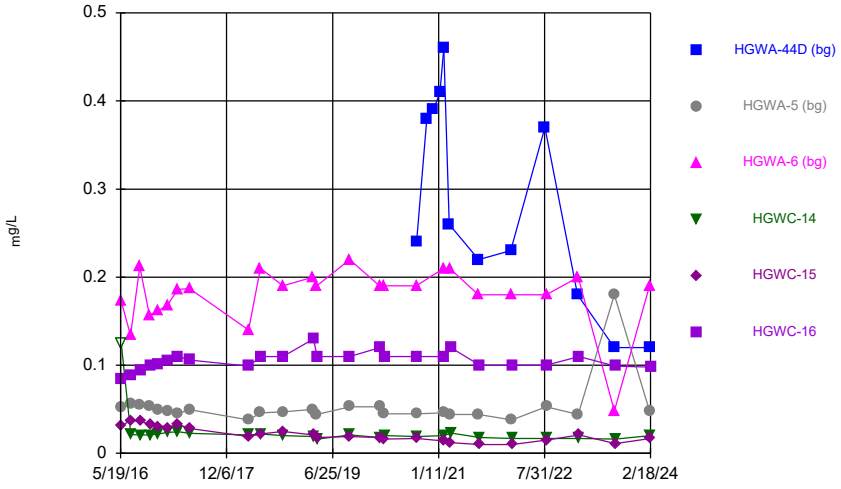

Constituent: Barium Analysis Run 5/21/2024 8:06 PM

Plant Hammond Client: Southern Company Data: Hammond AP-2

Sanitas™ v.10.0.16 . UG

Hollow symbols indicate censored values.

Time Series

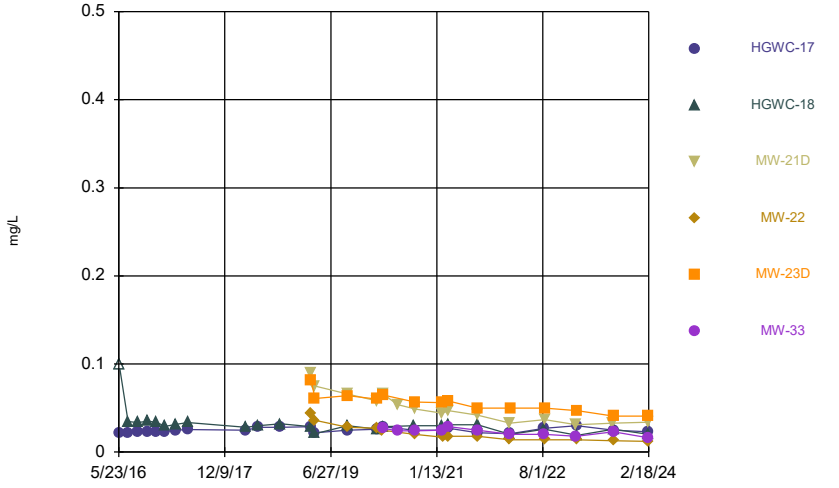

Constituent: Barium Analysis Run 5/21/2024 8:07 PM

Plant Hammond Client: Southern Company Data: Hammond AP-2

Sanitas™ v.10.0.16 . UG

Time Series

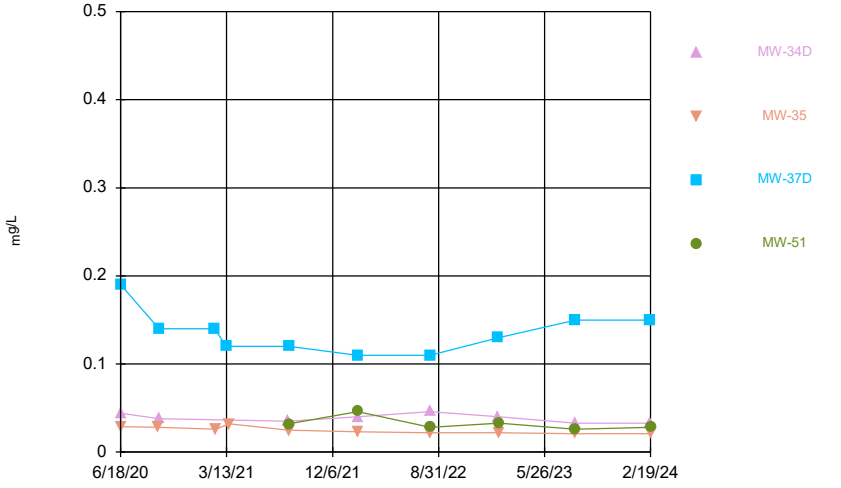

Constituent: Barium Analysis Run 5/21/2024 8:07 PM

Plant Hammond Client: Southern Company Data: Hammond AP-2

Sanitas™ v.10.0.16 . UG
Hollow symbols indicate censored values.

Time Series

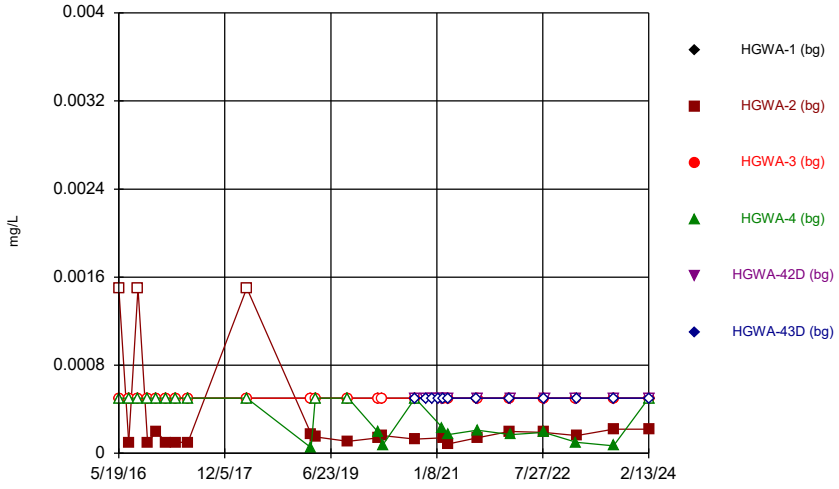

Constituent: Beryllium Analysis Run 5/21/2024 8:07 PM
Plant Hammond Client: Southern Company Data: Hammond AP-2

Sanitas™ v.10.0.16 . UG
Hollow symbols indicate censored values.

Time Series

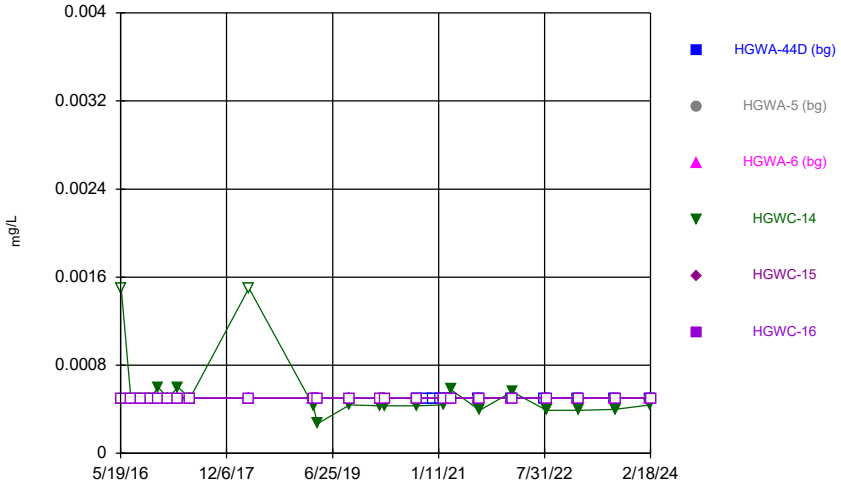

Constituent: Beryllium Analysis Run 5/21/2024 8:07 PM
Plant Hammond Client: Southern Company Data: Hammond AP-2

Sanitas™ v.10.0.16 . UG
Hollow symbols indicate censored values.

Time Series

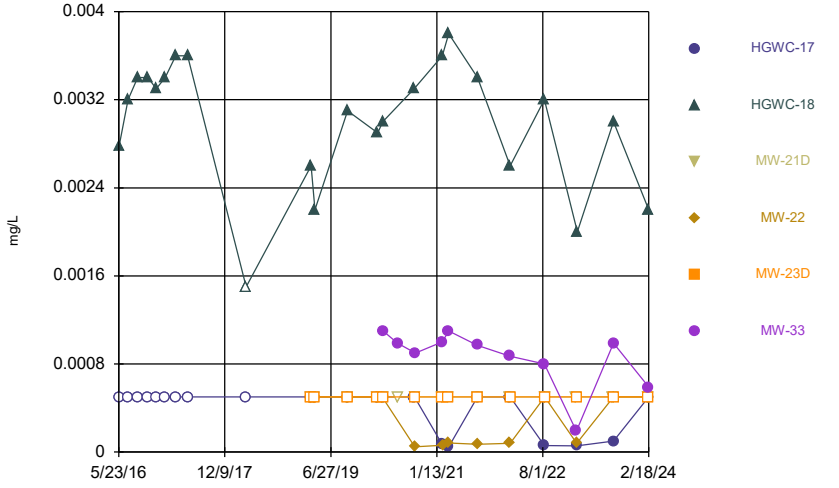

Constituent: Beryllium Analysis Run 5/21/2024 8:07 PM
Plant Hammond Client: Southern Company Data: Hammond AP-2

Sanitas™ v.10.0.16 . UG
Hollow symbols indicate censored values.

Time Series

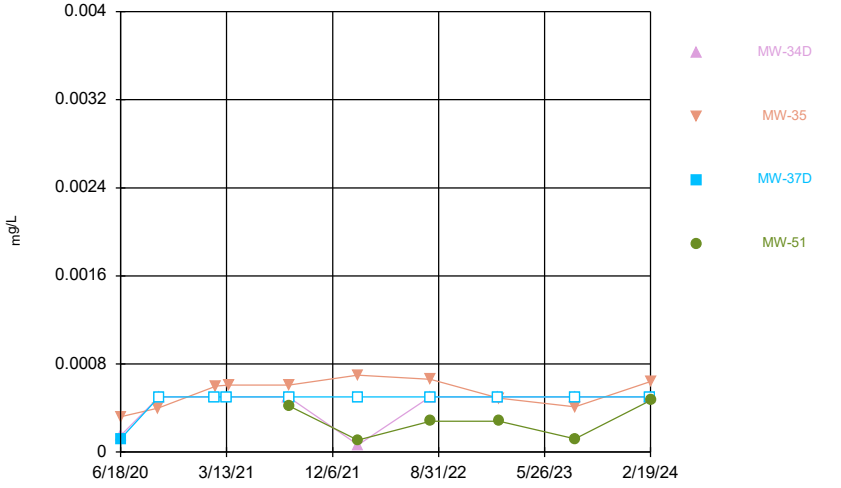

Constituent: Beryllium Analysis Run 5/21/2024 8:07 PM
Plant Hammond Client: Southern Company Data: Hammond AP-2

Sanitas™ v.10.0.16 . UG
Hollow symbols indicate censored values.

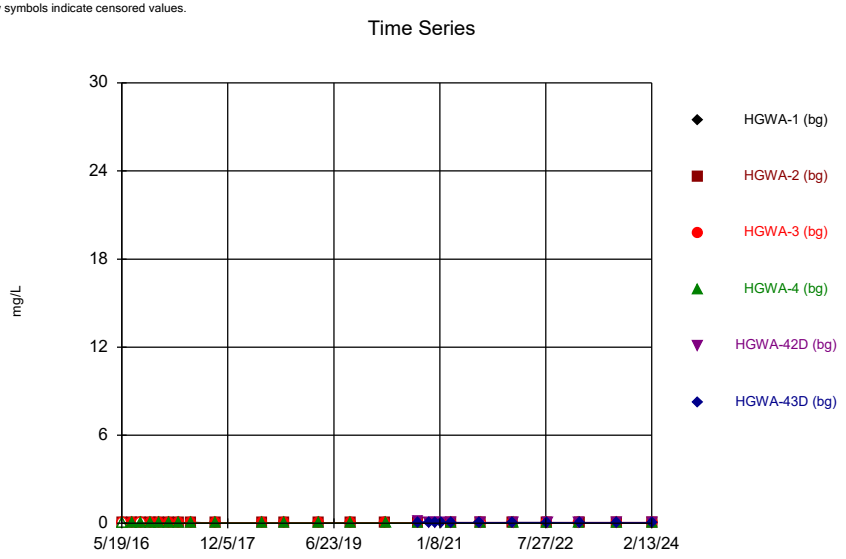

Constituent: Boron Analysis Run 5/21/2024 8:07 PM
Plant Hammond Client: Southern Company Data: Hammond AP-2

Sanitas™ v.10.0.16 . UG
Hollow symbols indicate censored values.

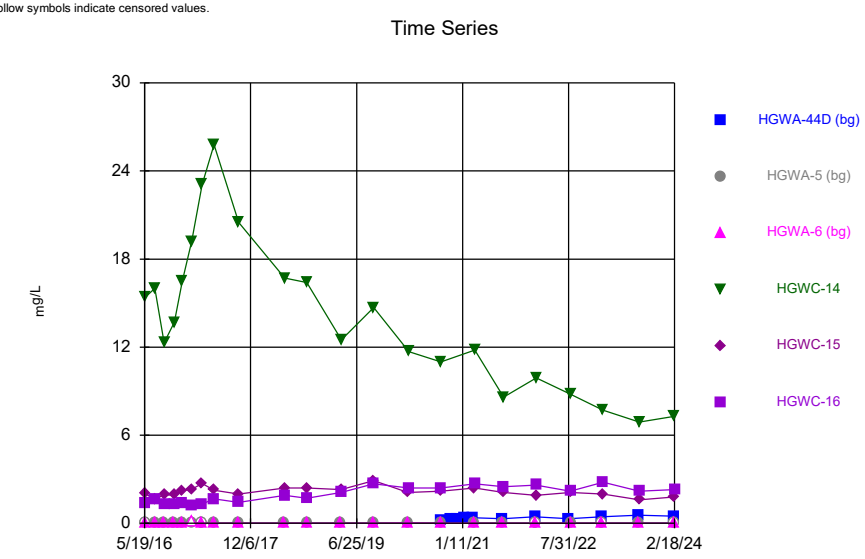

Constituent: Boron Analysis Run 5/21/2024 8:07 PM
Plant Hammond Client: Southern Company Data: Hammond AP-2

Sanitas™ v.10.0.16 . UG

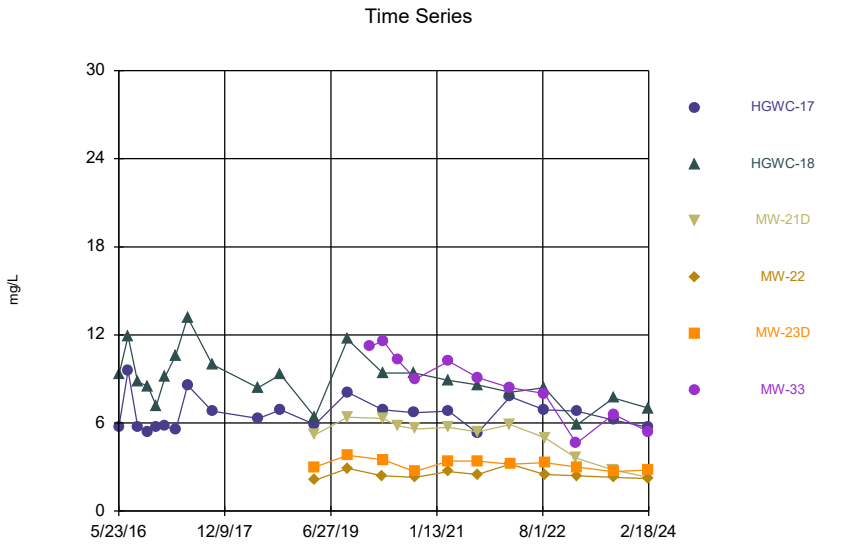

Constituent: Boron Analysis Run 5/21/2024 8:07 PM
Plant Hammond Client: Southern Company Data: Hammond AP-2

Sanitas™ v.10.0.16 . UG

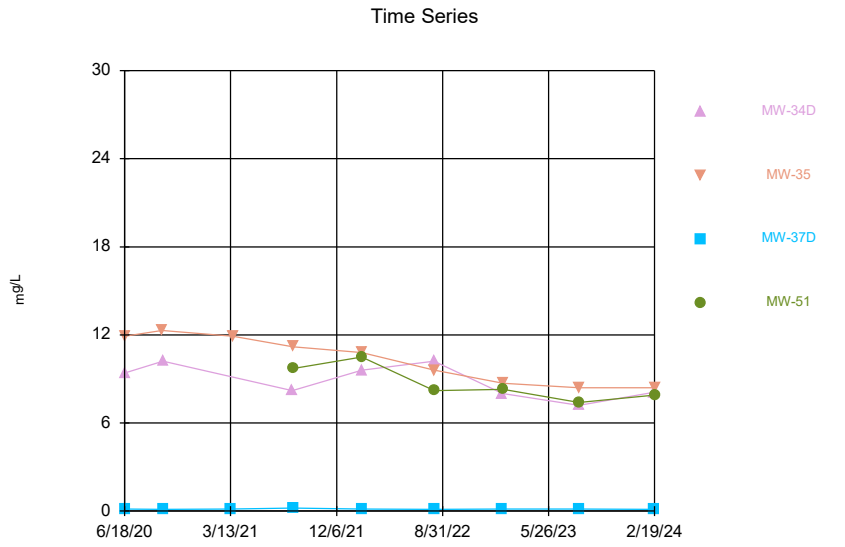

Constituent: Boron Analysis Run 5/21/2024 8:07 PM
Plant Hammond Client: Southern Company Data: Hammond AP-2

Sanitas™ v.10.0.16 . UG
Hollow symbols indicate censored values.

Time Series

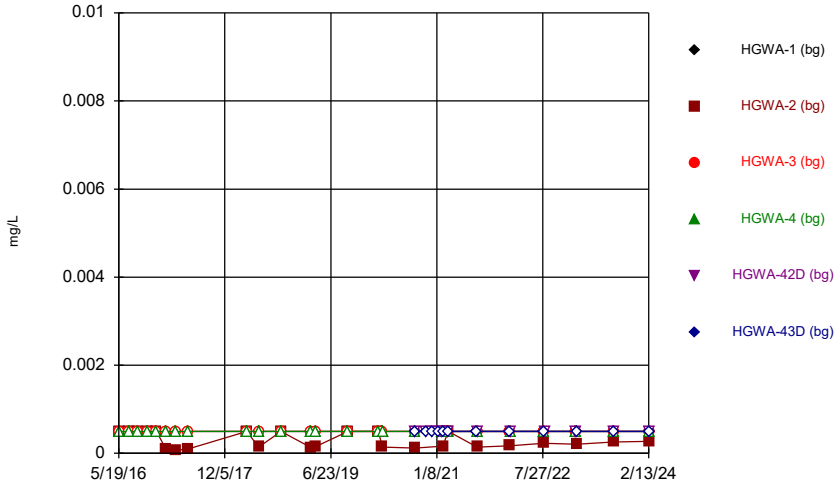

Constituent: Cadmium Analysis Run 5/21/2024 8:07 PM
Plant Hammond Client: Southern Company Data: Hammond AP-2

Sanitas™ v.10.0.16 . UG
Hollow symbols indicate censored values.

Time Series

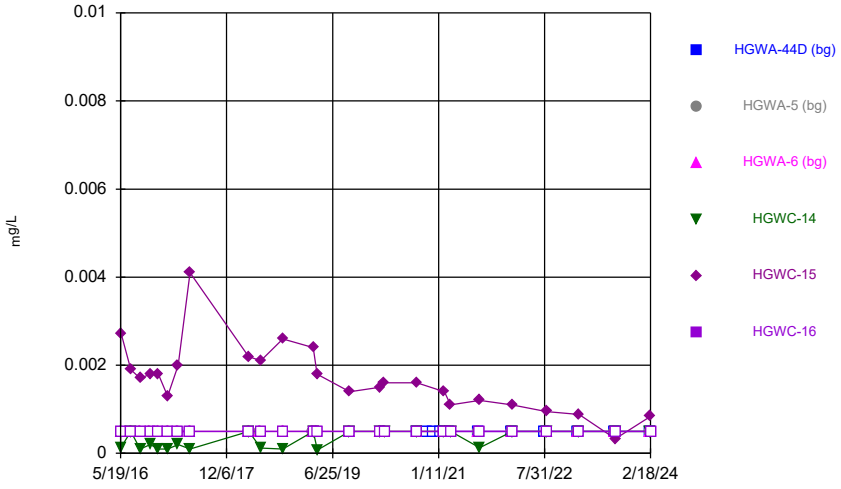

Constituent: Cadmium Analysis Run 5/21/2024 8:07 PM
Plant Hammond Client: Southern Company Data: Hammond AP-2

Sanitas™ v.10.0.16 . UG
Hollow symbols indicate censored values.

Time Series

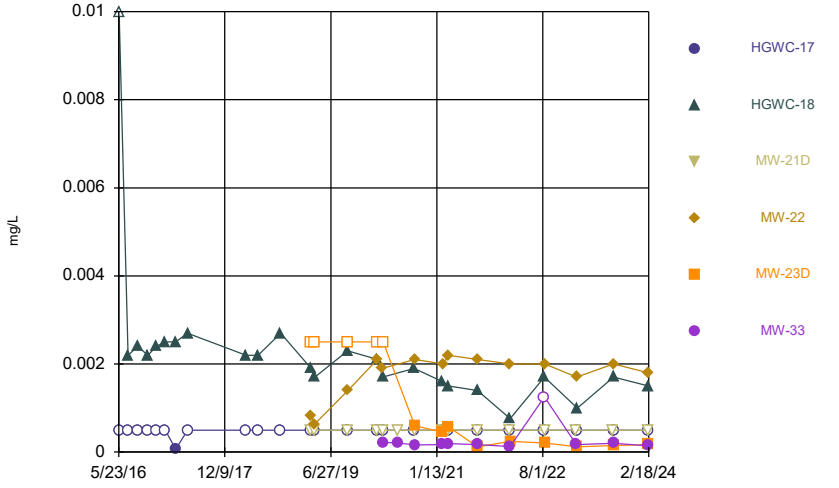

Constituent: Cadmium Analysis Run 5/21/2024 8:07 PM
Plant Hammond Client: Southern Company Data: Hammond AP-2

Sanitas™ v.10.0.16 . UG
Hollow symbols indicate censored values.

Time Series

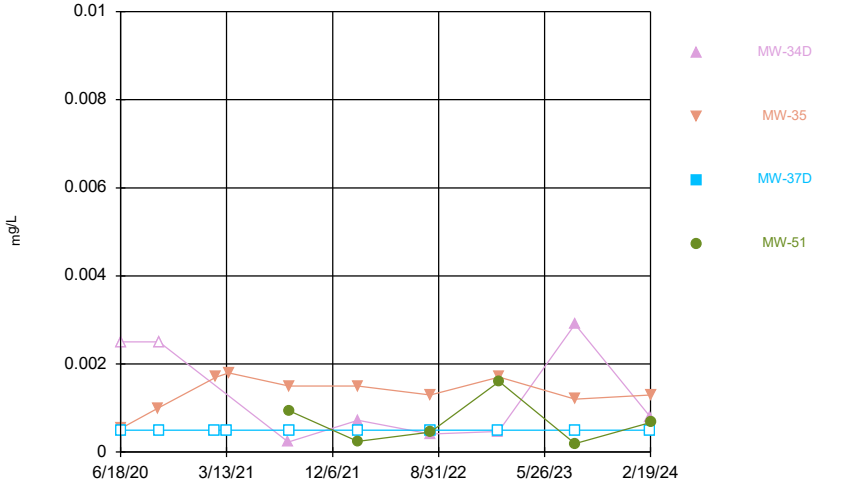

Constituent: Cadmium Analysis Run 5/21/2024 8:07 PM
Plant Hammond Client: Southern Company Data: Hammond AP-2

Sanitas™ v.10.0.16 . UG

Time Series

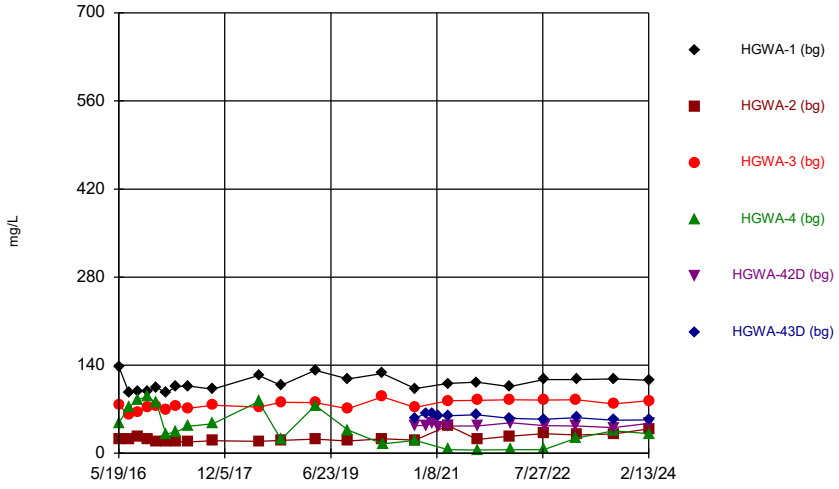

Constituent: Calcium Analysis Run 5/21/2024 8:07 PM

Plant Hammond Client: Southern Company Data: Hammond AP-2

Sanitas™ v.10.0.16 . UG

Time Series

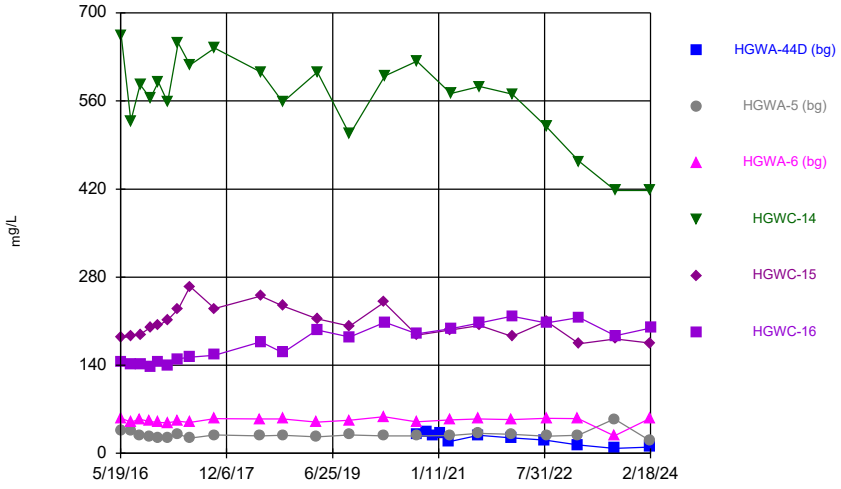

Constituent: Calcium Analysis Run 5/21/2024 8:07 PM

Plant Hammond Client: Southern Company Data: Hammond AP-2

Sanitas™ v.10.0.16 . UG

Time Series

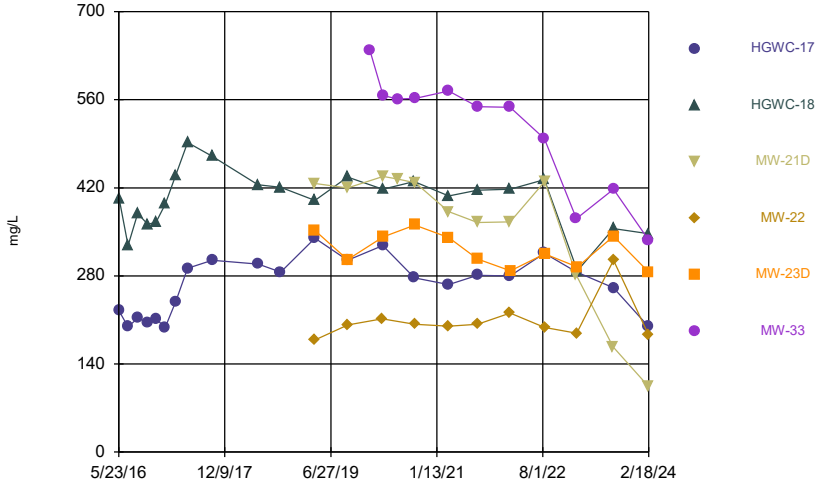

Constituent: Calcium Analysis Run 5/21/2024 8:07 PM

Plant Hammond Client: Southern Company Data: Hammond AP-2

Sanitas™ v.10.0.16 . UG

Time Series

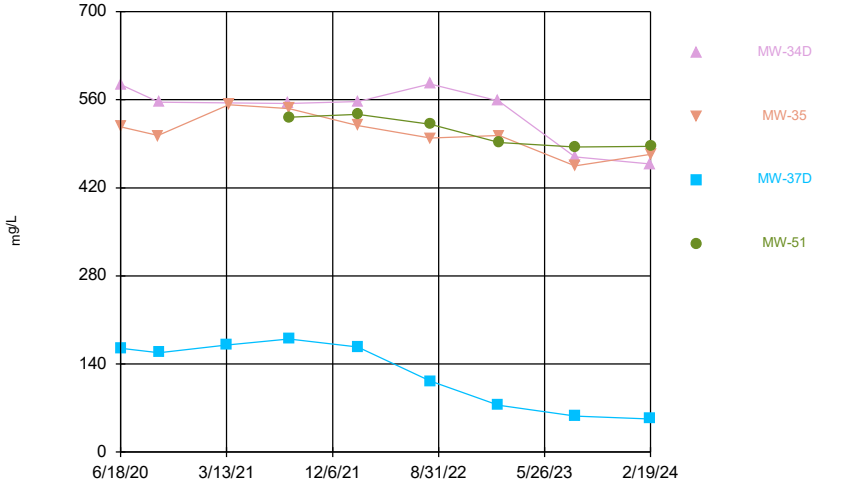

Constituent: Calcium Analysis Run 5/21/2024 8:07 PM

Plant Hammond Client: Southern Company Data: Hammond AP-2

Sanitas™ v.10.0.16 . UG

Time Series

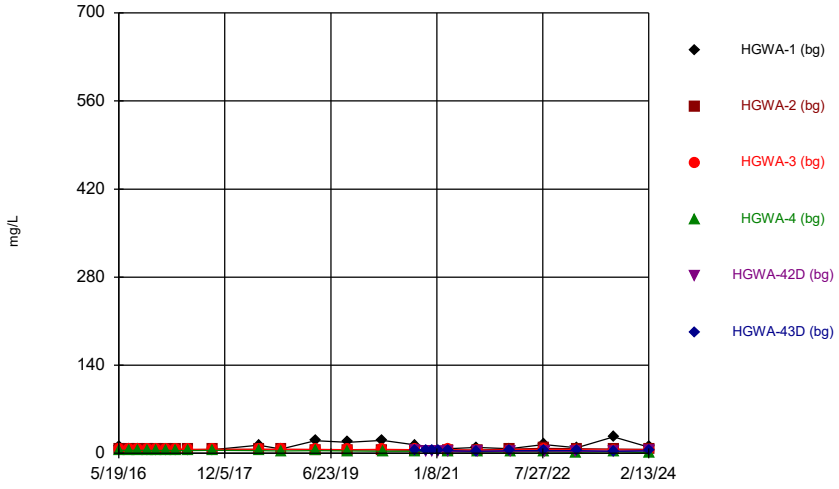

Constituent: Chloride Analysis Run 5/21/2024 8:07 PM

Plant Hammond Client: Southern Company Data: Hammond AP-2

Sanitas™ v.10.0.16 . UG

Time Series

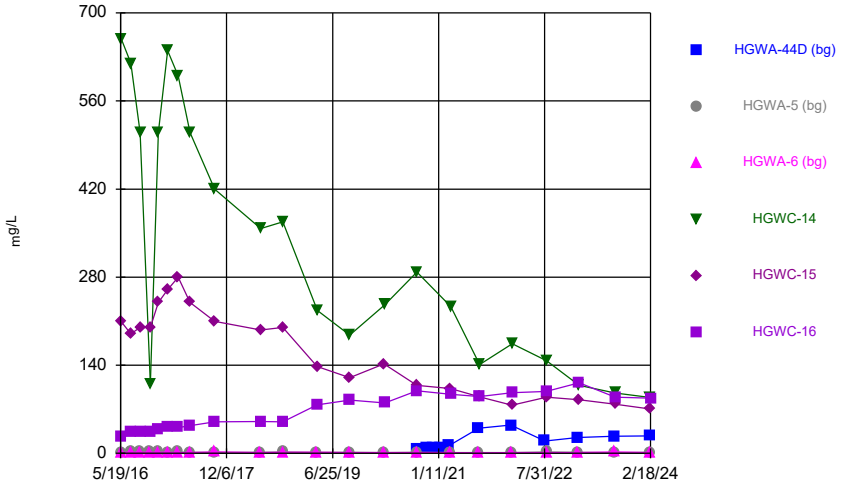

Constituent: Chloride Analysis Run 5/21/2024 8:07 PM

Plant Hammond Client: Southern Company Data: Hammond AP-2

Sanitas™ v.10.0.16 . UG

Time Series

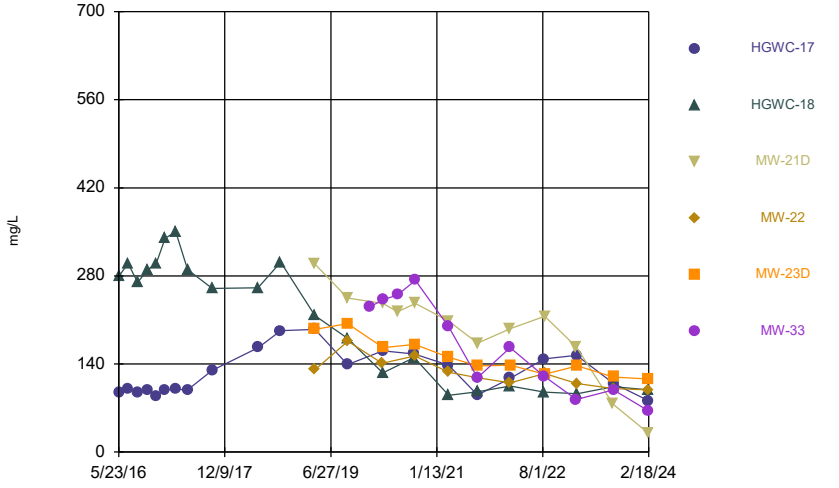

Constituent: Chloride Analysis Run 5/21/2024 8:07 PM

Plant Hammond Client: Southern Company Data: Hammond AP-2

Sanitas™ v.10.0.16 . UG

Time Series

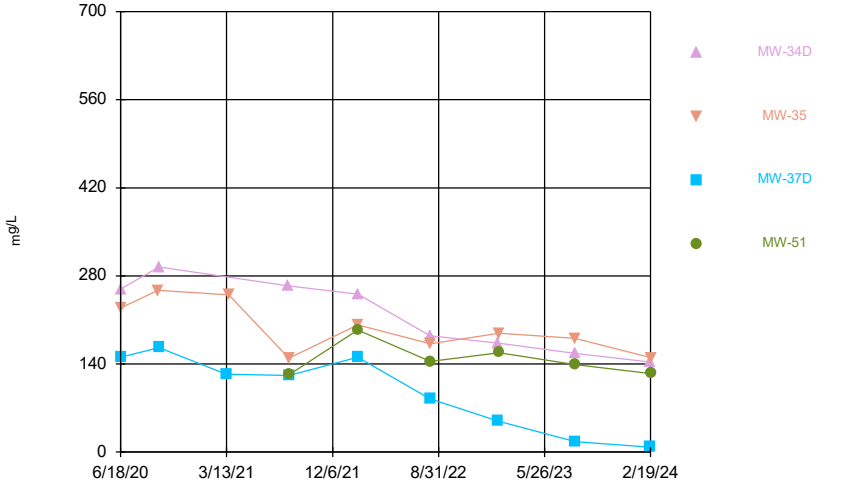

Constituent: Chloride Analysis Run 5/21/2024 8:07 PM

Plant Hammond Client: Southern Company Data: Hammond AP-2

Sanitas™ v.10.0.16 . UG
Hollow symbols indicate censored values.

Time Series

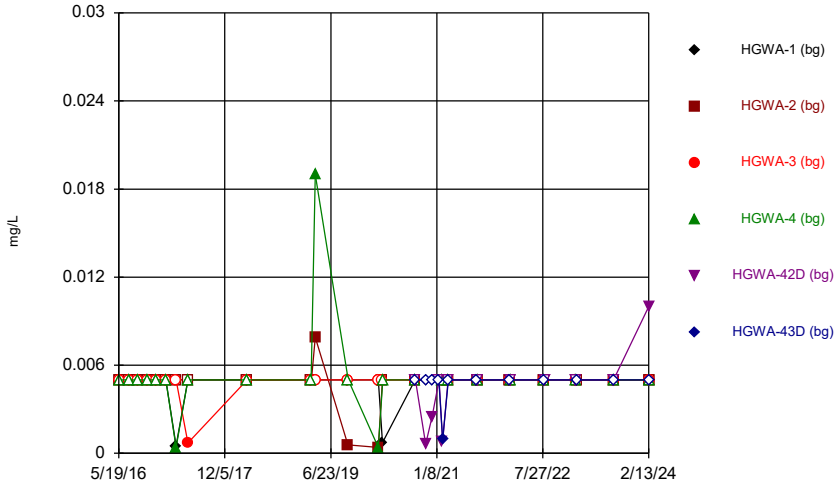

Constituent: Chromium Analysis Run 5/21/2024 8:07 PM
Plant Hammond Client: Southern Company Data: Hammond AP-2

Sanitas™ v.10.0.16 . UG
Hollow symbols indicate censored values.

Time Series

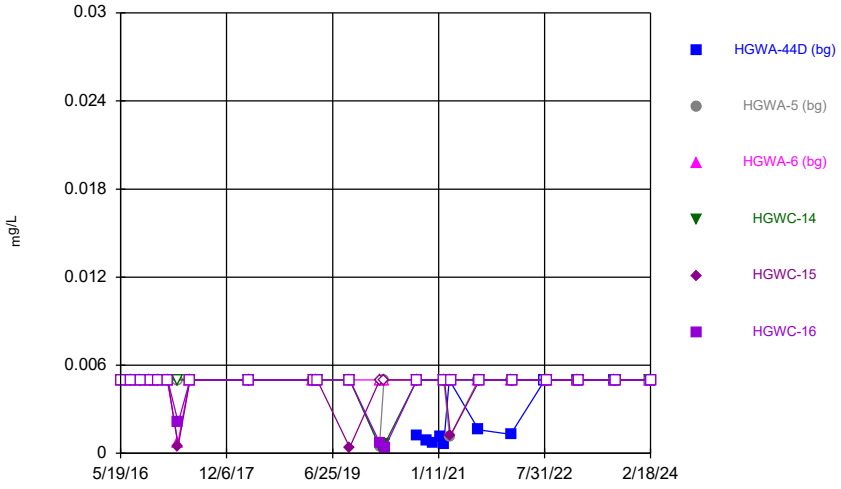

Constituent: Chromium Analysis Run 5/21/2024 8:07 PM
Plant Hammond Client: Southern Company Data: Hammond AP-2

Sanitas™ v.10.0.16 . UG
Hollow symbols indicate censored values.

Time Series

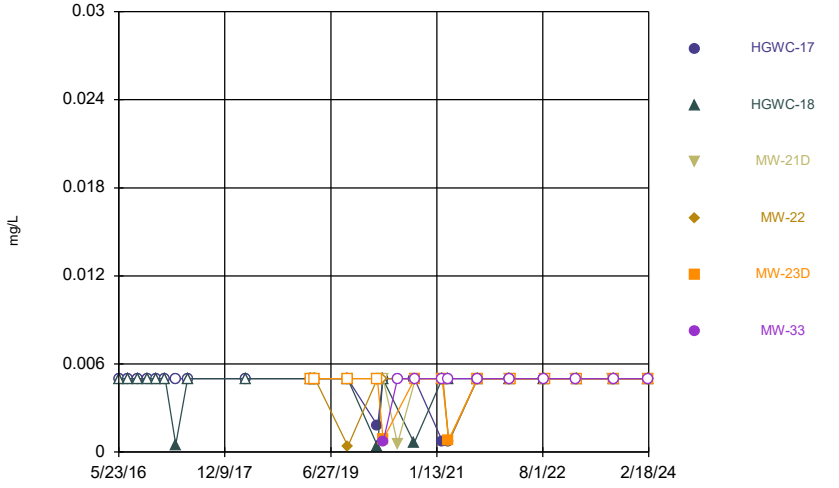

Constituent: Chromium Analysis Run 5/21/2024 8:07 PM
Plant Hammond Client: Southern Company Data: Hammond AP-2

Sanitas™ v.10.0.16 . UG
Hollow symbols indicate censored values.

Time Series

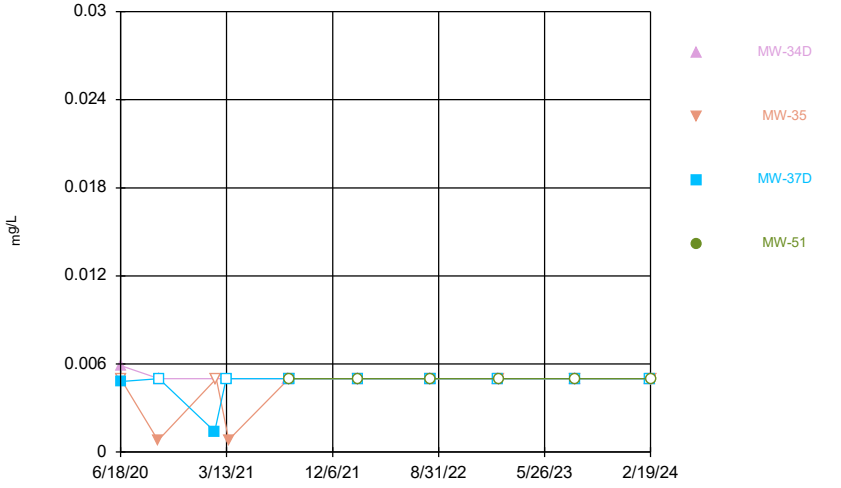

Constituent: Chromium Analysis Run 5/21/2024 8:07 PM
Plant Hammond Client: Southern Company Data: Hammond AP-2

Sanitas™ v.10.0.16 . UG
Hollow symbols indicate censored values.

Time Series

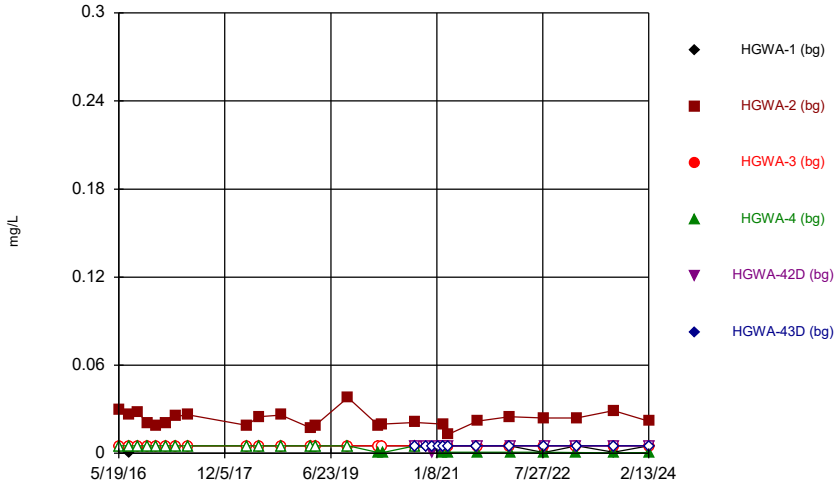

Constituent: Cobalt Analysis Run 5/21/2024 8:07 PM
Plant Hammond Client: Southern Company Data: Hammond AP-2

Sanitas™ v.10.0.16 . UG
Hollow symbols indicate censored values.

Time Series

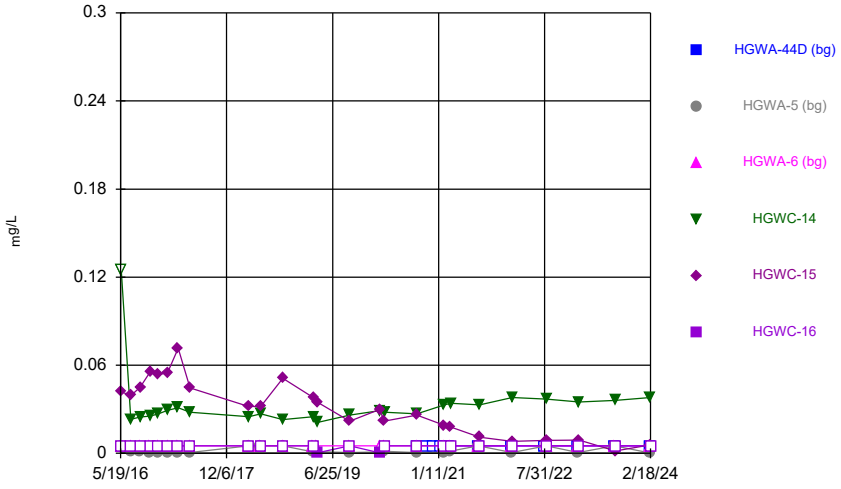

Constituent: Cobalt Analysis Run 5/21/2024 8:07 PM
Plant Hammond Client: Southern Company Data: Hammond AP-2

Sanitas™ v.10.0.16 . UG
Hollow symbols indicate censored values.

Time Series

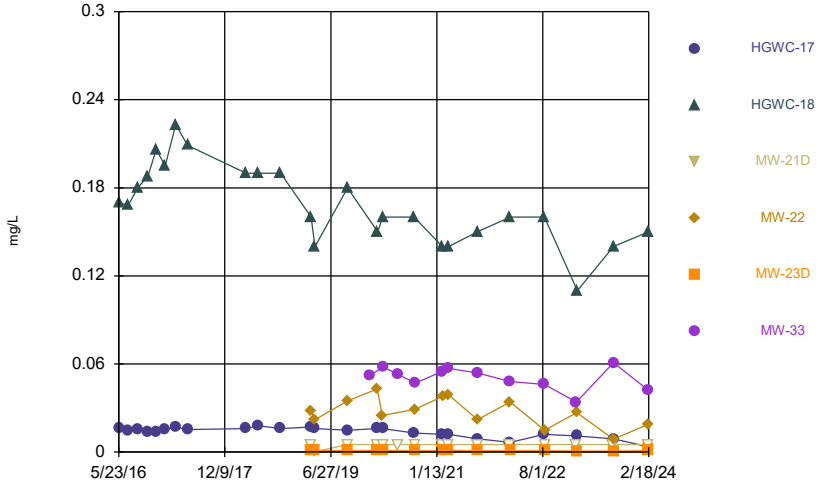

Constituent: Cobalt Analysis Run 5/21/2024 8:07 PM
Plant Hammond Client: Southern Company Data: Hammond AP-2

Sanitas™ v.10.0.16 . UG
Hollow symbols indicate censored values.

Time Series

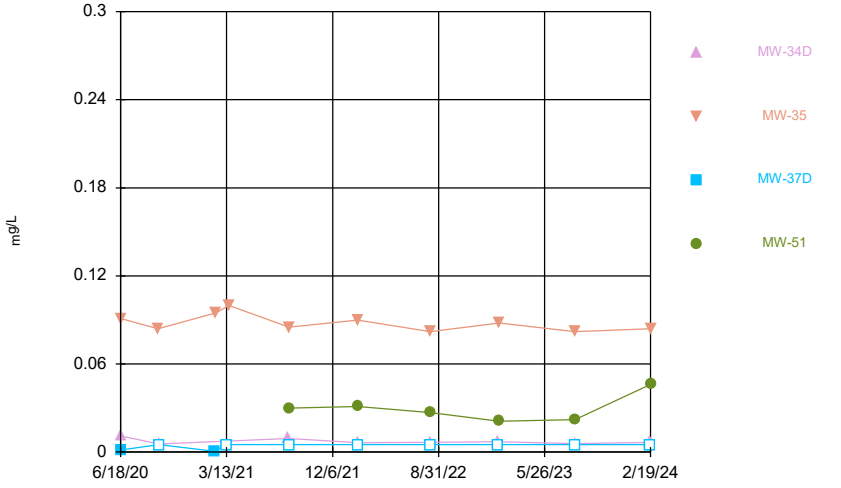

Constituent: Cobalt Analysis Run 5/21/2024 8:07 PM
Plant Hammond Client: Southern Company Data: Hammond AP-2

Sanitas™ v.10.0.16 . UG

Time Series

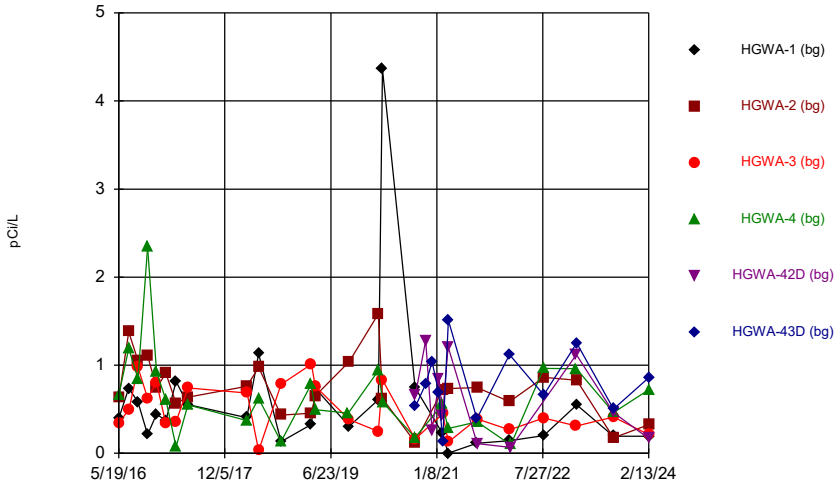

Constituent: Combined Radium 226 + 228 Analysis Run 5/21/2024 8:07 PM

Plant Hammond Client: Southern Company Data: Hammond AP-2

Sanitas™ v.10.0.16 . UG

Time Series

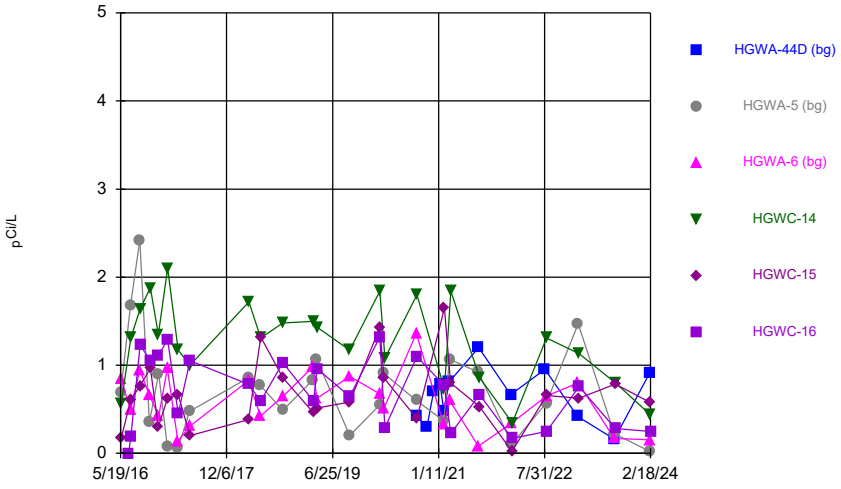

Constituent: Combined Radium 226 + 228 Analysis Run 5/21/2024 8:07 PM

Plant Hammond Client: Southern Company Data: Hammond AP-2

Sanitas™ v.10.0.16 . UG

Time Series

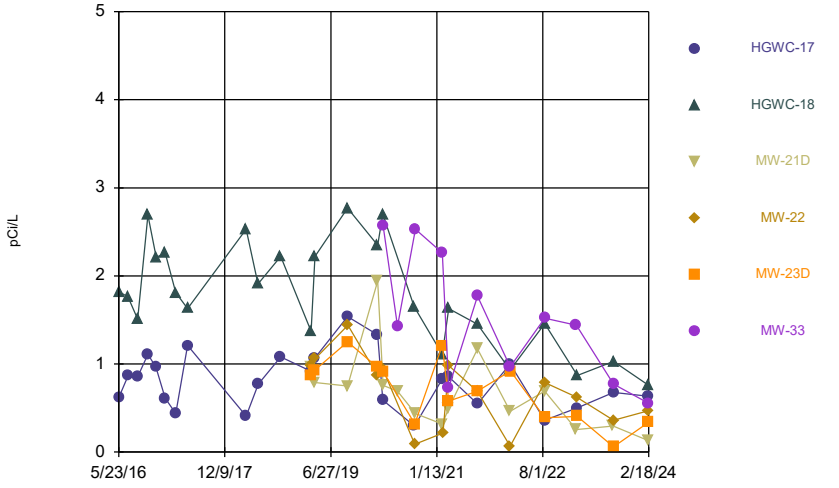

Constituent: Combined Radium 226 + 228 Analysis Run 5/21/2024 8:07 PM

Plant Hammond Client: Southern Company Data: Hammond AP-2

Sanitas™ v.10.0.16 . UG

Time Series

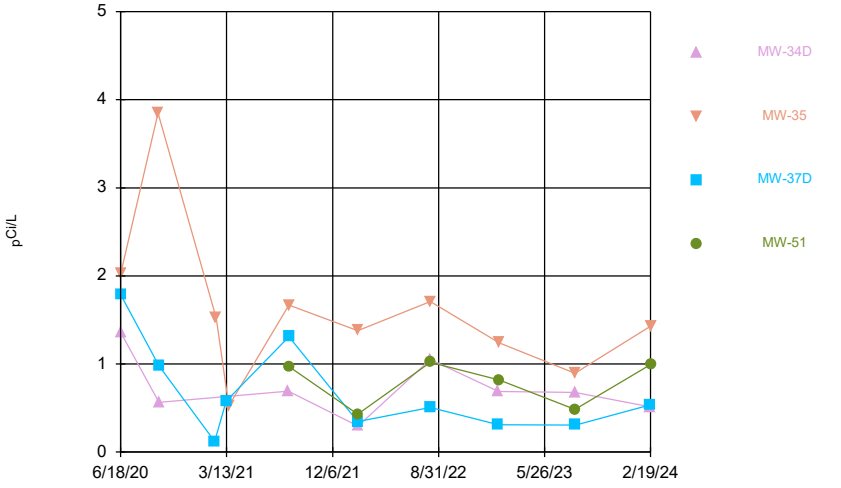

Constituent: Combined Radium 226 + 228 Analysis Run 5/21/2024 8:07 PM

Plant Hammond Client: Southern Company Data: Hammond AP-2

Sanitas™ v.10.0.16 . UG

Time Series

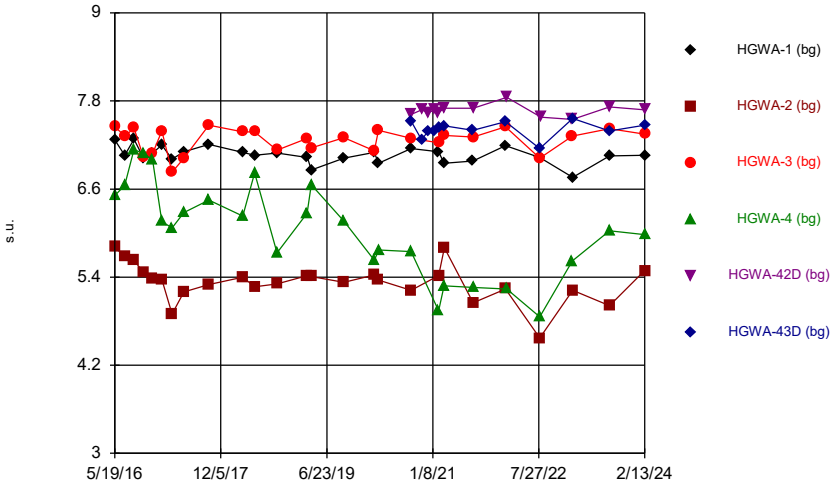

Constituent: Field pH Analysis Run 5/21/2024 8:07 PM

Plant Hammond Client: Southern Company Data: Hammond AP-2

Sanitas™ v.10.0.16 . UG

Time Series

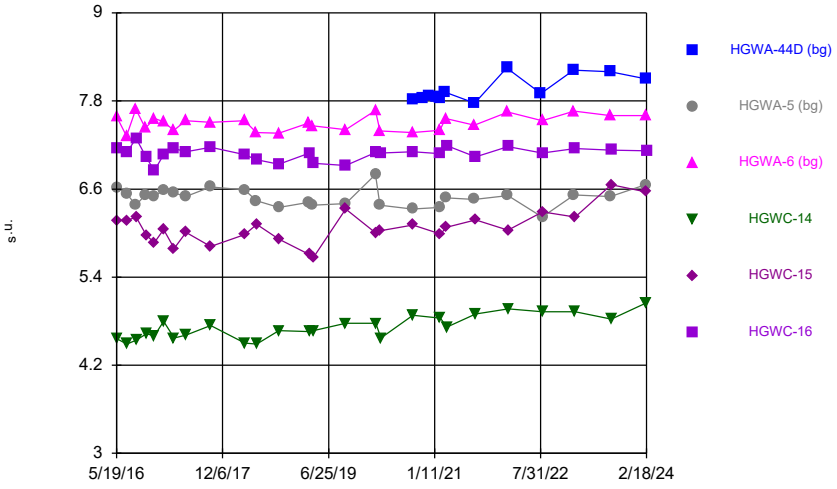

Constituent: Field pH Analysis Run 5/21/2024 8:07 PM

Plant Hammond Client: Southern Company Data: Hammond AP-2

Sanitas™ v.10.0.16 . UG

Time Series

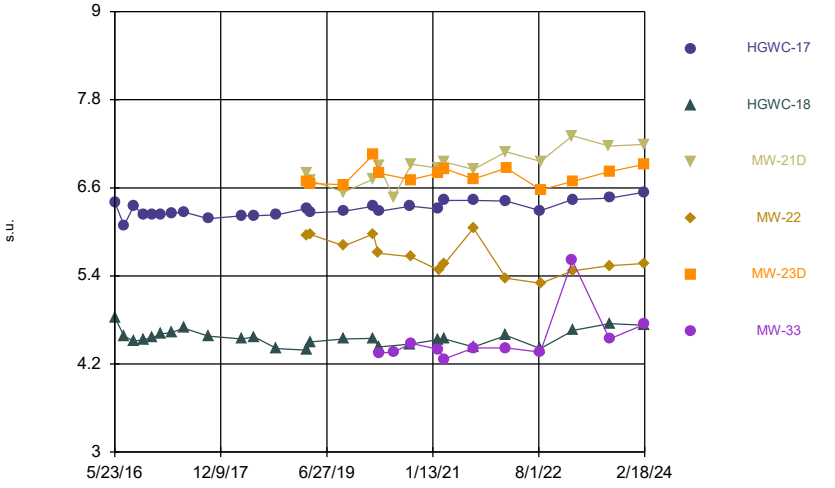

Constituent: Field pH Analysis Run 5/21/2024 8:07 PM

Plant Hammond Client: Southern Company Data: Hammond AP-2

Sanitas™ v.10.0.16 . UG

Time Series

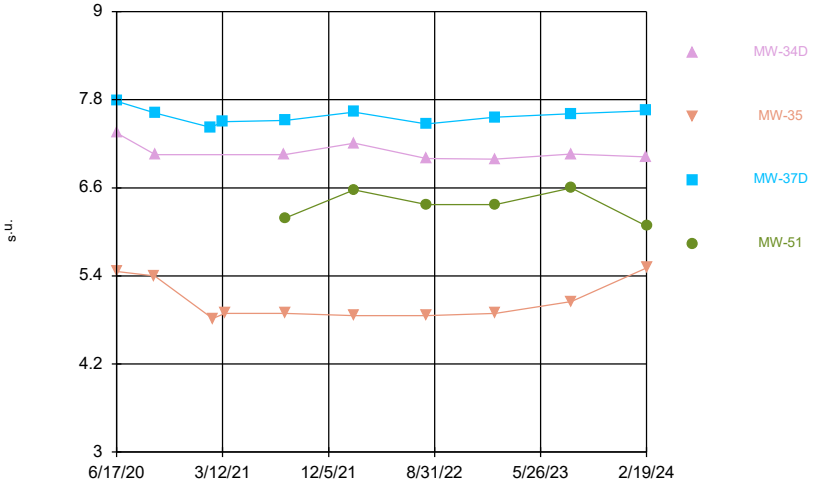

Constituent: Field pH Analysis Run 5/21/2024 8:07 PM

Plant Hammond Client: Southern Company Data: Hammond AP-2

Sanitas™ v.10.0.16 . UG
Hollow symbols indicate censored values.

Time Series

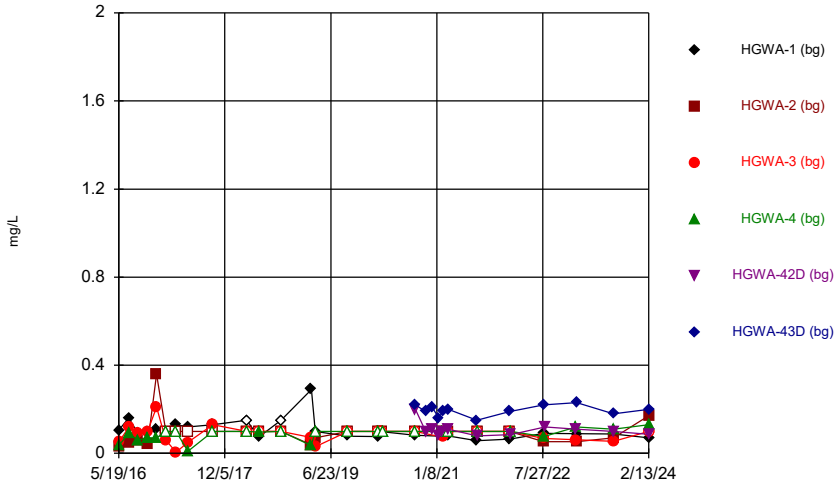

Constituent: Fluoride Analysis Run 5/21/2024 8:07 PM
Plant Hammond Client: Southern Company Data: Hammond AP-2

Sanitas™ v.10.0.16 . UG
Hollow symbols indicate censored values.

Time Series

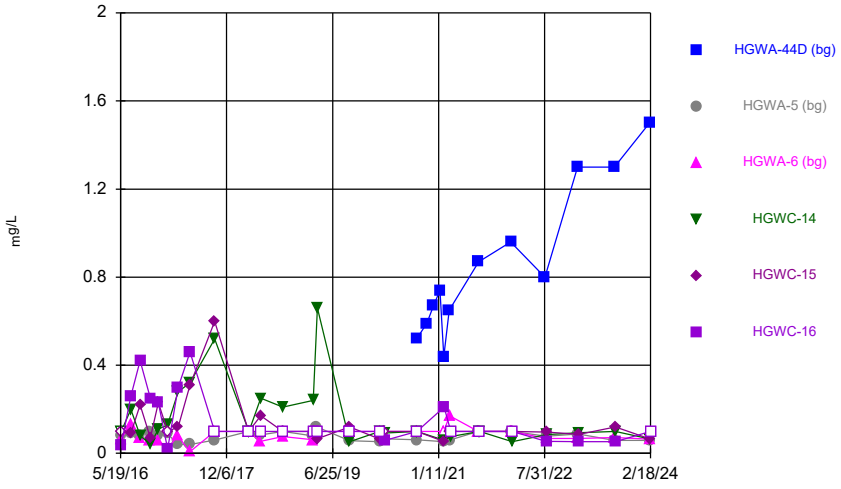

Constituent: Fluoride Analysis Run 5/21/2024 8:07 PM
Plant Hammond Client: Southern Company Data: Hammond AP-2

Sanitas™ v.10.0.16 . UG
Hollow symbols indicate censored values.

Time Series

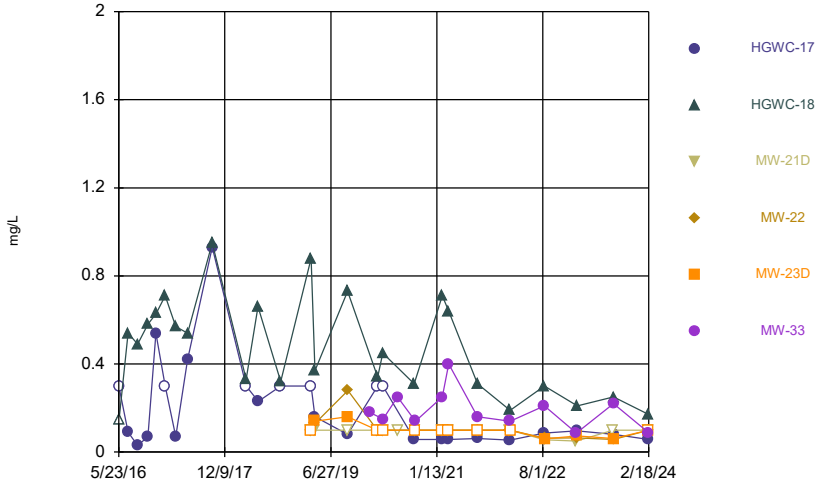

Constituent: Fluoride Analysis Run 5/21/2024 8:07 PM
Plant Hammond Client: Southern Company Data: Hammond AP-2

Sanitas™ v.10.0.16 . UG
Hollow symbols indicate censored values.

Time Series

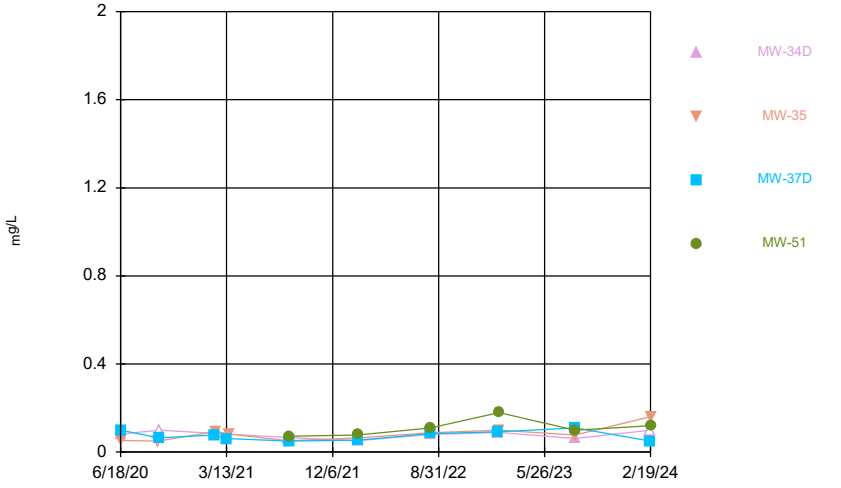

Constituent: Fluoride Analysis Run 5/21/2024 8:07 PM
Plant Hammond Client: Southern Company Data: Hammond AP-2

Sanitas™ v.10.0.16 . UG
Hollow symbols indicate censored values.

Time Series

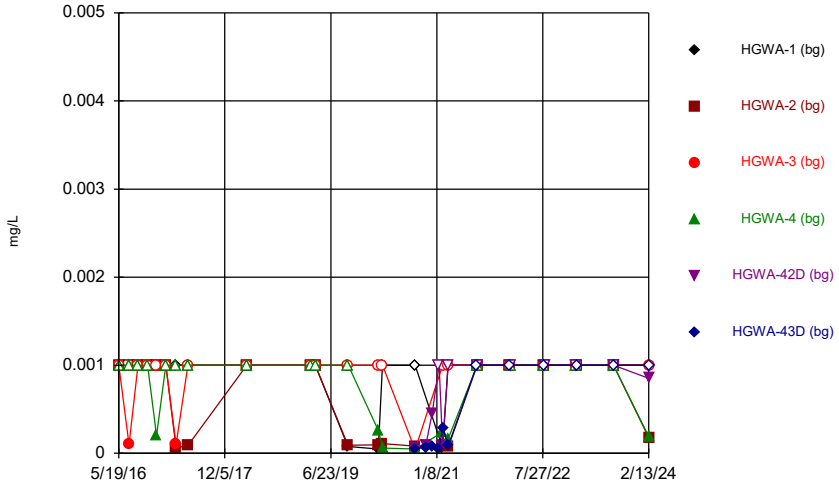

Constituent: Lead Analysis Run 5/21/2024 8:07 PM
Plant Hammond Client: Southern Company Data: Hammond AP-2

Sanitas™ v.10.0.16 . UG
Hollow symbols indicate censored values.

Time Series

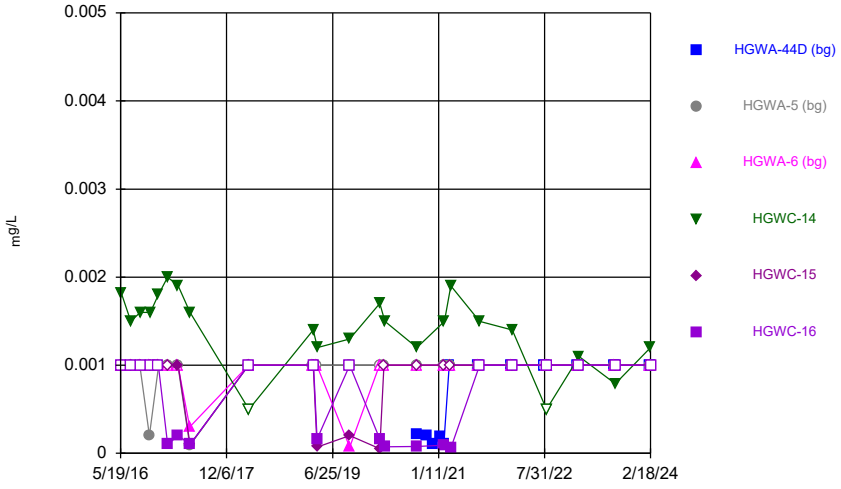

Constituent: Lead Analysis Run 5/21/2024 8:07 PM
Plant Hammond Client: Southern Company Data: Hammond AP-2

Sanitas™ v.10.0.16 . UG
Hollow symbols indicate censored values.

Time Series

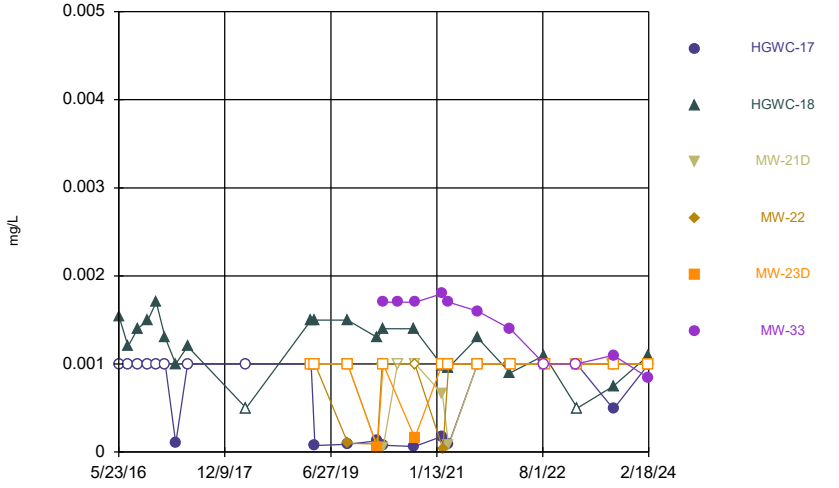

Constituent: Lead Analysis Run 5/21/2024 8:07 PM
Plant Hammond Client: Southern Company Data: Hammond AP-2

Sanitas™ v.10.0.16 . UG
Hollow symbols indicate censored values.

Time Series

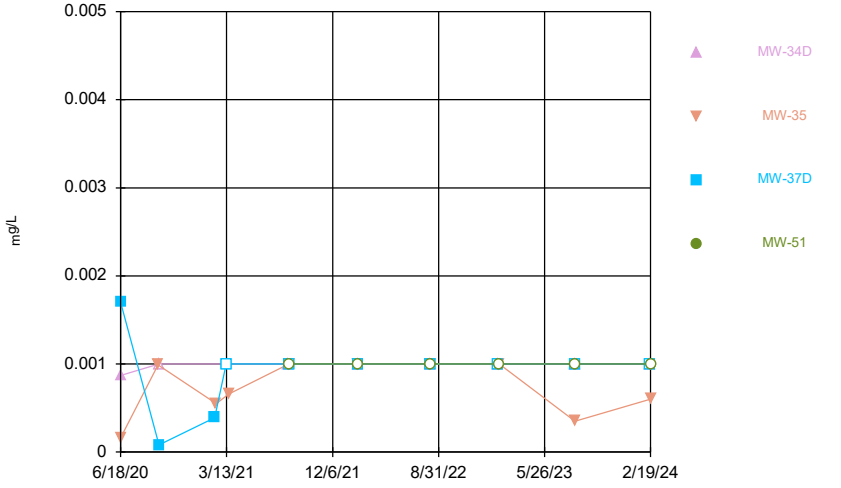

Constituent: Lead Analysis Run 5/21/2024 8:07 PM
Plant Hammond Client: Southern Company Data: Hammond AP-2

Sanitas™ v.10.0.16 . UG
Hollow symbols indicate censored values.

Time Series

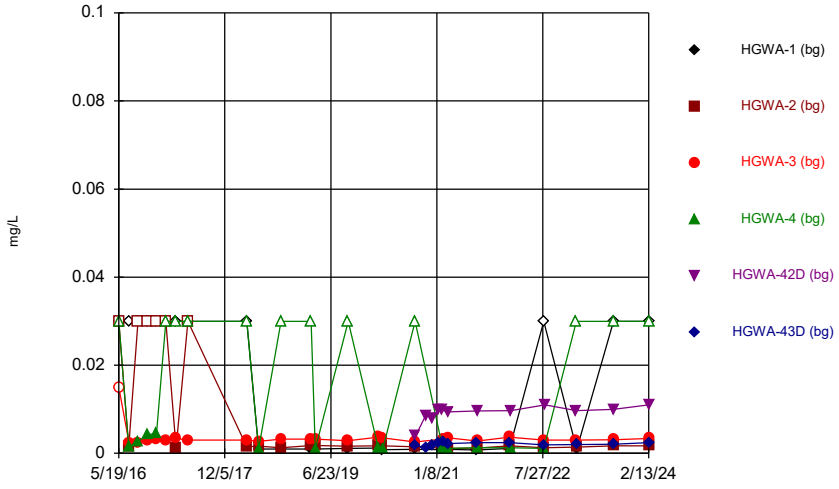

Constituent: Lithium Analysis Run 5/21/2024 8:07 PM
Plant Hammond Client: Southern Company Data: Hammond AP-2

Sanitas™ v.10.0.16 . UG
Hollow symbols indicate censored values.

Time Series

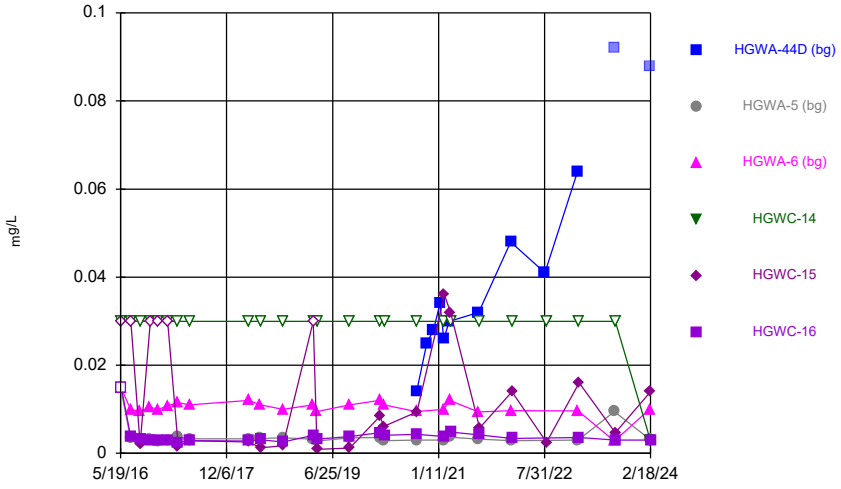

Constituent: Lithium Analysis Run 5/21/2024 8:07 PM
Plant Hammond Client: Southern Company Data: Hammond AP-2

Sanitas™ v.10.0.16 . UG
Hollow symbols indicate censored values.

Time Series

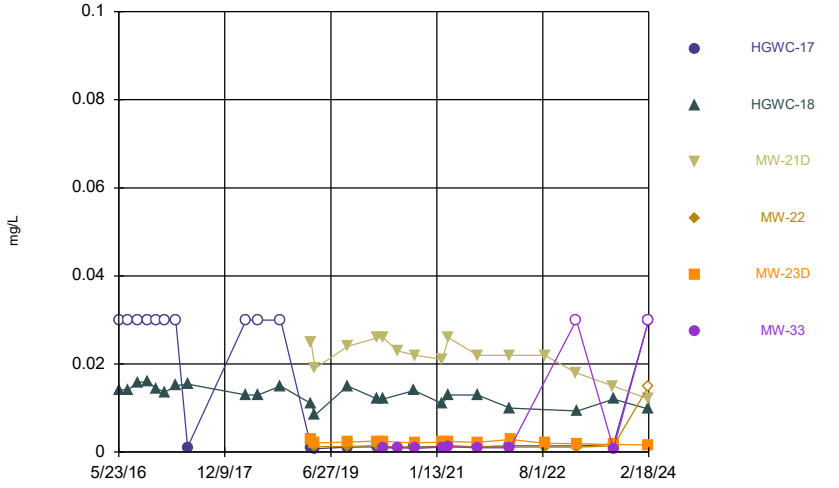

Constituent: Lithium Analysis Run 5/21/2024 8:07 PM
Plant Hammond Client: Southern Company Data: Hammond AP-2

Sanitas™ v.10.0.16 . UG
Hollow symbols indicate censored values.

Time Series

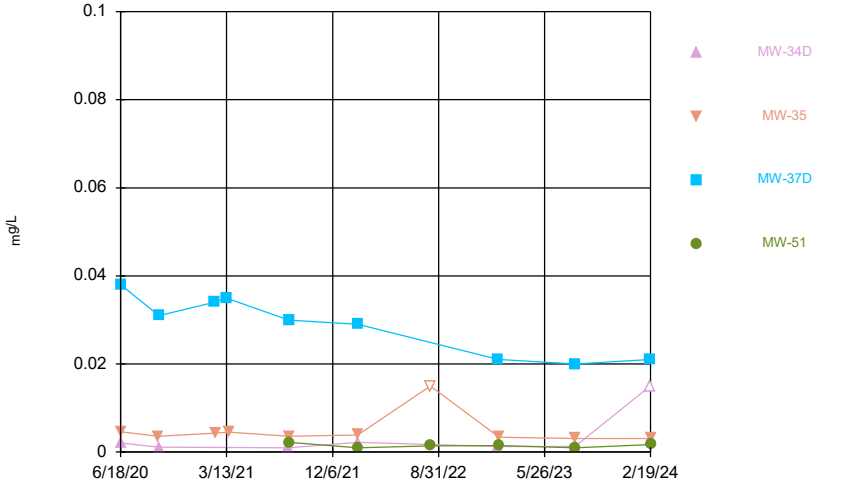

Constituent: Lithium Analysis Run 5/21/2024 8:07 PM
Plant Hammond Client: Southern Company Data: Hammond AP-2

Sanitas™ v.10.0.16 . UG
Hollow symbols indicate censored values.

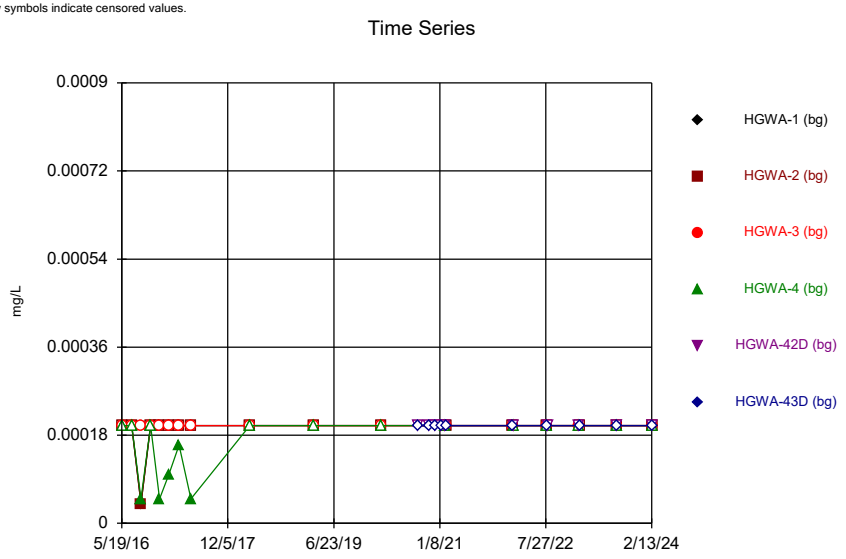

Constituent: Mercury Analysis Run 5/21/2024 8:07 PM
Plant Hammond Client: Southern Company Data: Hammond AP-2

Sanitas™ v.10.0.16 . UG
Hollow symbols indicate censored values.

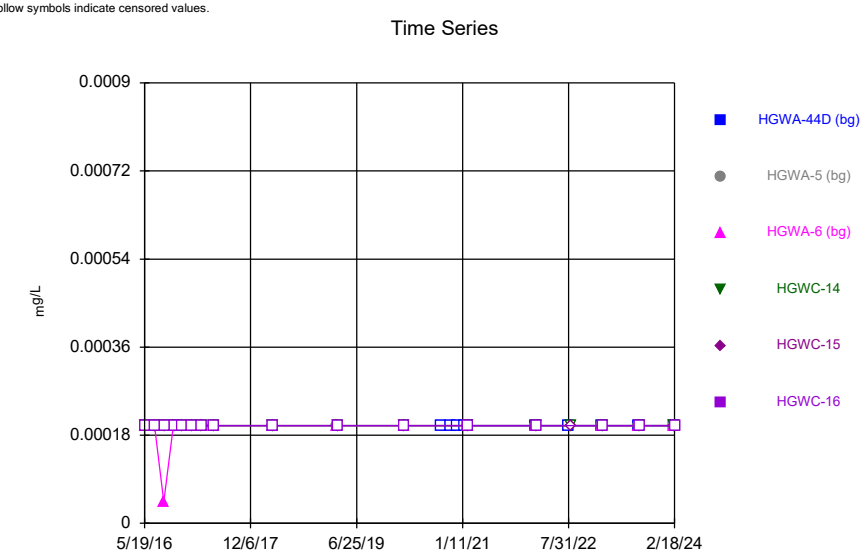

Constituent: Mercury Analysis Run 5/21/2024 8:07 PM
Plant Hammond Client: Southern Company Data: Hammond AP-2

Sanitas™ v.10.0.16 . UG
Hollow symbols indicate censored values.

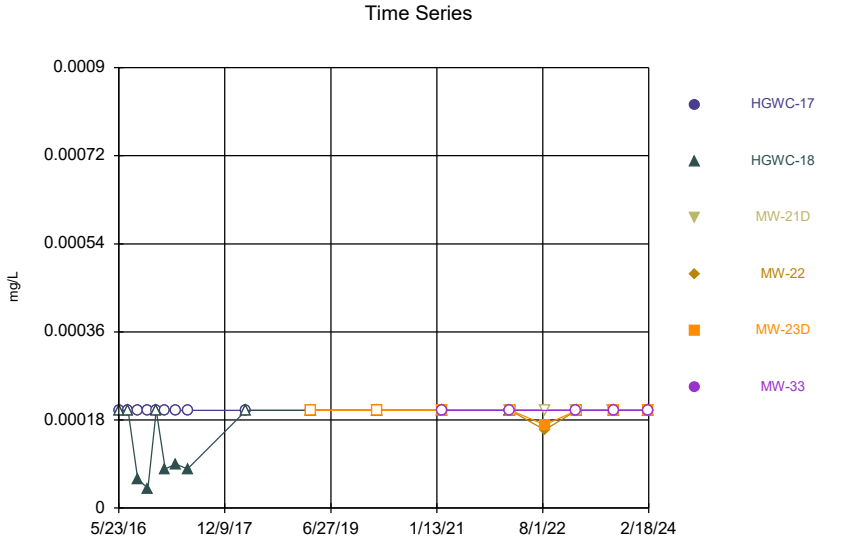

Constituent: Mercury Analysis Run 5/21/2024 8:07 PM
Plant Hammond Client: Southern Company Data: Hammond AP-2

Sanitas™ v.10.0.16 . UG
Hollow symbols indicate censored values.

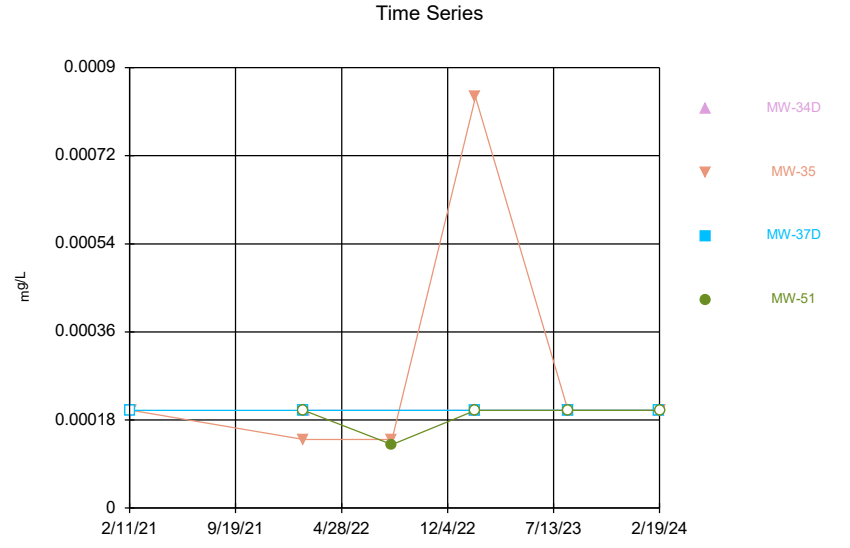

Constituent: Mercury Analysis Run 5/21/2024 8:07 PM
Plant Hammond Client: Southern Company Data: Hammond AP-2

Sanitas™ v.10.0.16 . UG
Hollow symbols indicate censored values.

Time Series

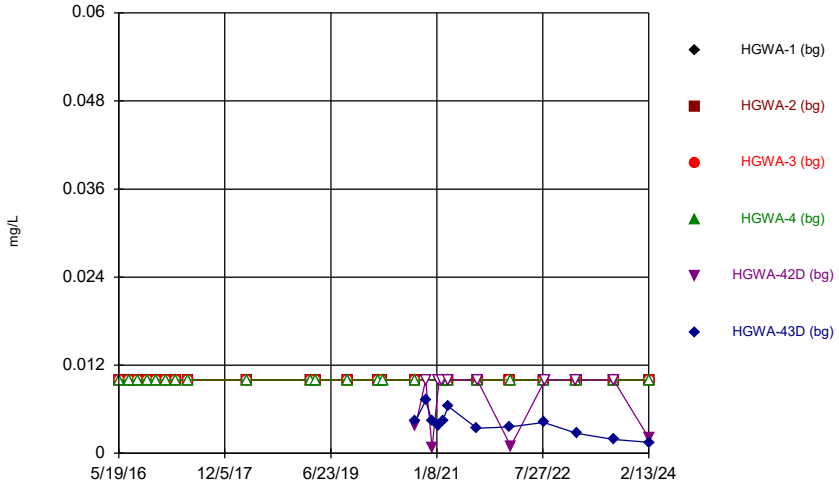

Constituent: Molybdenum Analysis Run 5/21/2024 8:07 PM
Plant Hammond Client: Southern Company Data: Hammond AP-2

Sanitas™ v.10.0.16 . UG
Hollow symbols indicate censored values.

Time Series

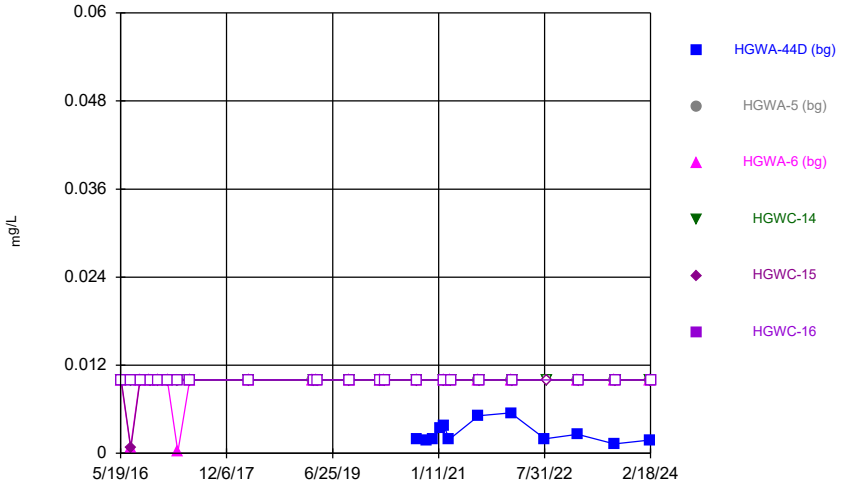

Constituent: Molybdenum Analysis Run 5/21/2024 8:08 PM
Plant Hammond Client: Southern Company Data: Hammond AP-2

Sanitas™ v.10.0.16 . UG
Hollow symbols indicate censored values.

Time Series

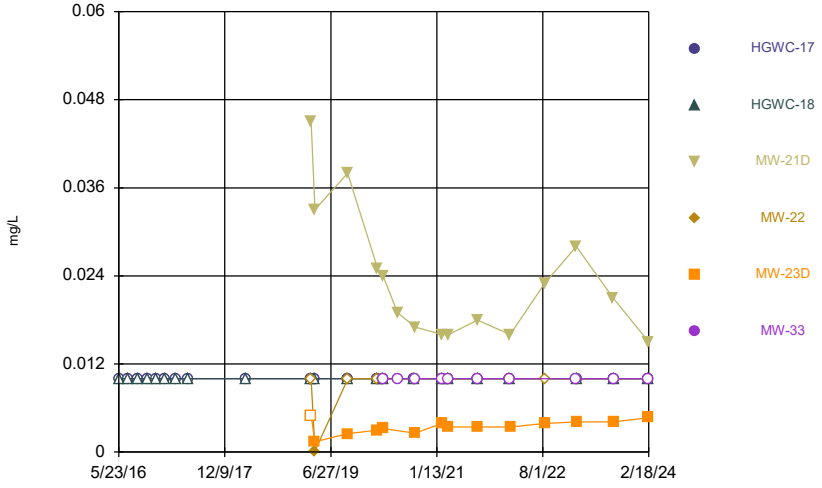

Constituent: Molybdenum Analysis Run 5/21/2024 8:08 PM
Plant Hammond Client: Southern Company Data: Hammond AP-2

Sanitas™ v.10.0.16 . UG
Hollow symbols indicate censored values.

Time Series

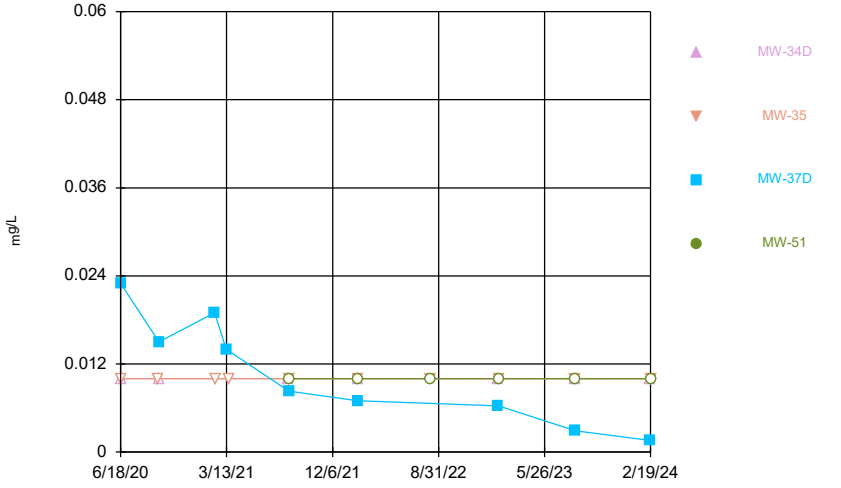

Constituent: Molybdenum Analysis Run 5/21/2024 8:08 PM
Plant Hammond Client: Southern Company Data: Hammond AP-2

Sanitas™ v.10.0.16 . UG
Hollow symbols indicate censored values.

Time Series

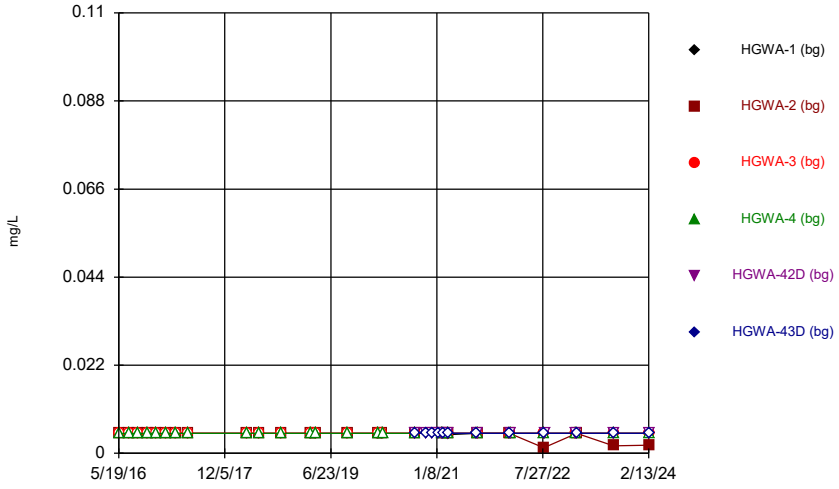

Constituent: Selenium Analysis Run 5/21/2024 8:08 PM
Plant Hammond Client: Southern Company Data: Hammond AP-2

Sanitas™ v.10.0.16 . UG
Hollow symbols indicate censored values.

Time Series

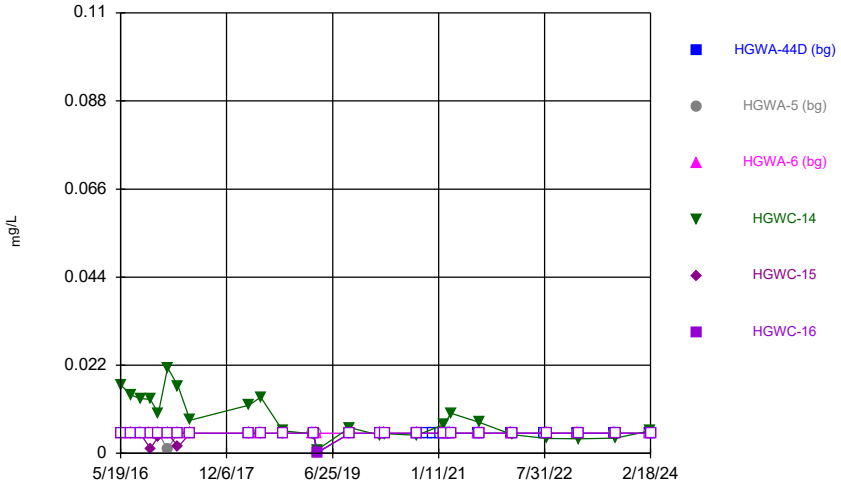

Constituent: Selenium Analysis Run 5/21/2024 8:08 PM
Plant Hammond Client: Southern Company Data: Hammond AP-2

Sanitas™ v.10.0.16 . UG
Hollow symbols indicate censored values.

Time Series

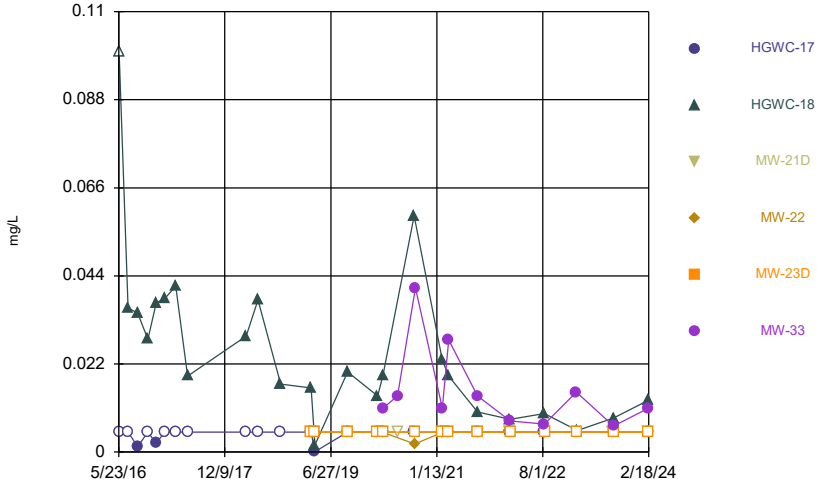

Constituent: Selenium Analysis Run 5/21/2024 8:08 PM
Plant Hammond Client: Southern Company Data: Hammond AP-2

Sanitas™ v.10.0.16 . UG
Hollow symbols indicate censored values.

Time Series

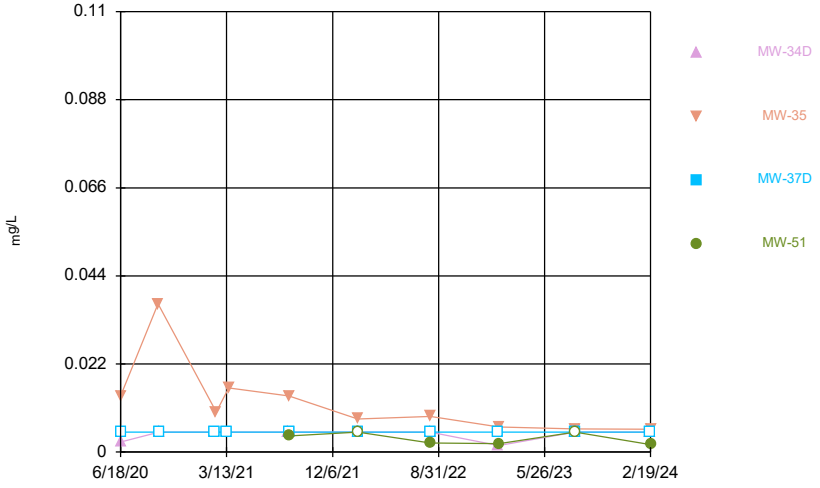

Constituent: Selenium Analysis Run 5/21/2024 8:08 PM
Plant Hammond Client: Southern Company Data: Hammond AP-2

Sanitas™ v.10.0.16 . UG
Hollow symbols indicate censored values.

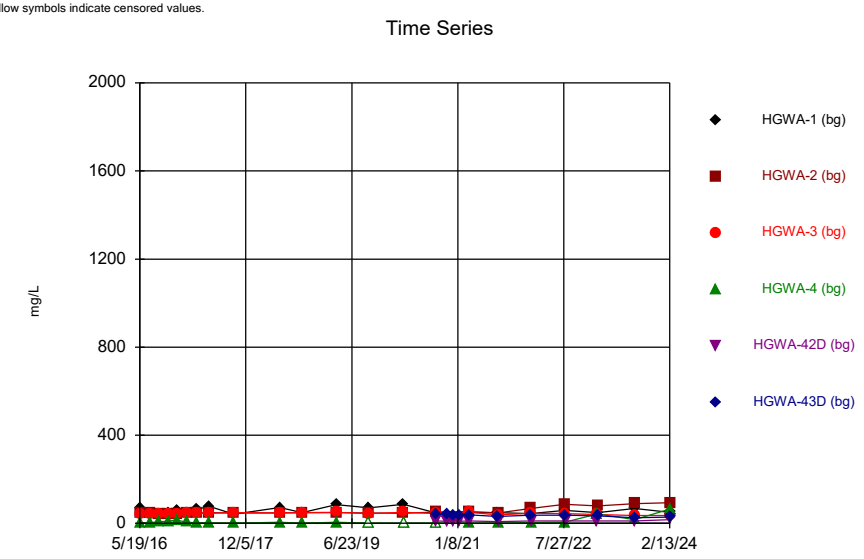

Constituent: Sulfate Analysis Run 5/21/2024 8:08 PM
Plant Hammond Client: Southern Company Data: Hammond AP-2

Sanitas™ v.10.0.16 . UG
Hollow symbols indicate censored values.

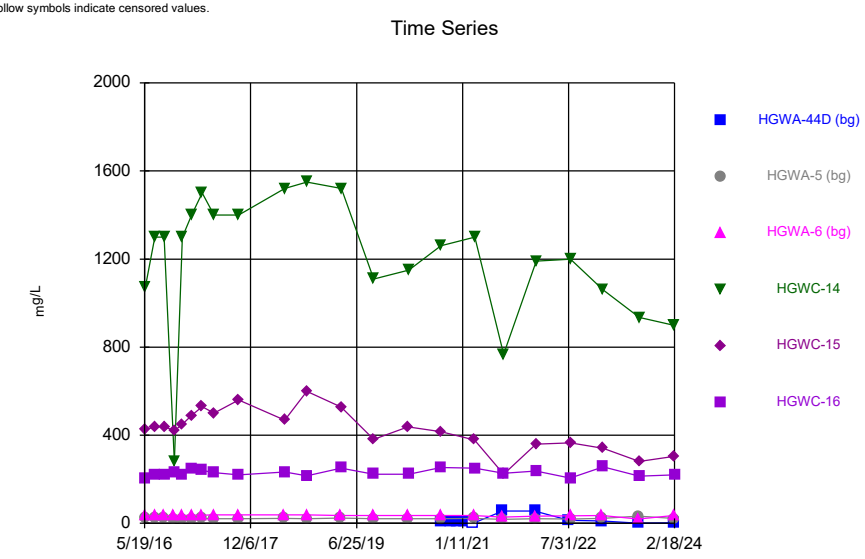

Constituent: Sulfate Analysis Run 5/21/2024 8:08 PM
Plant Hammond Client: Southern Company Data: Hammond AP-2

Sanitas™ v.10.0.16 . UG

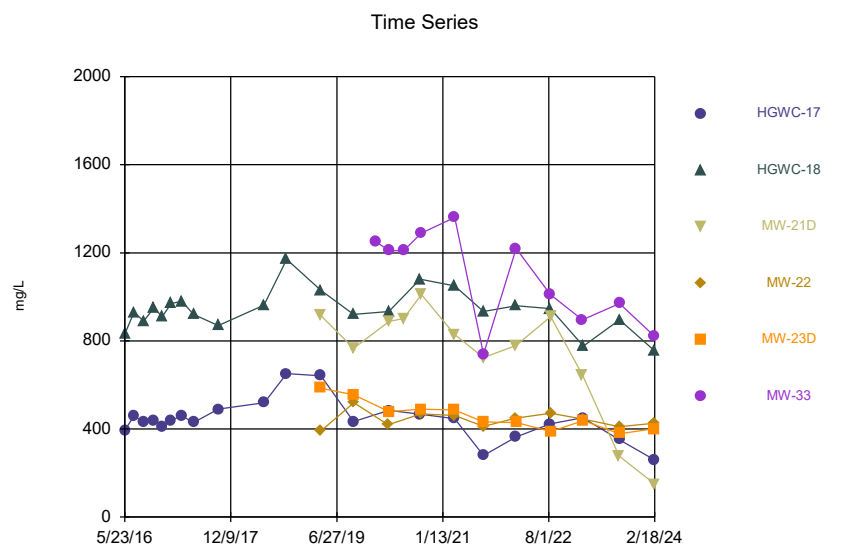

Constituent: Sulfate Analysis Run 5/21/2024 8:08 PM
Plant Hammond Client: Southern Company Data: Hammond AP-2

Sanitas™ v.10.0.16 . UG

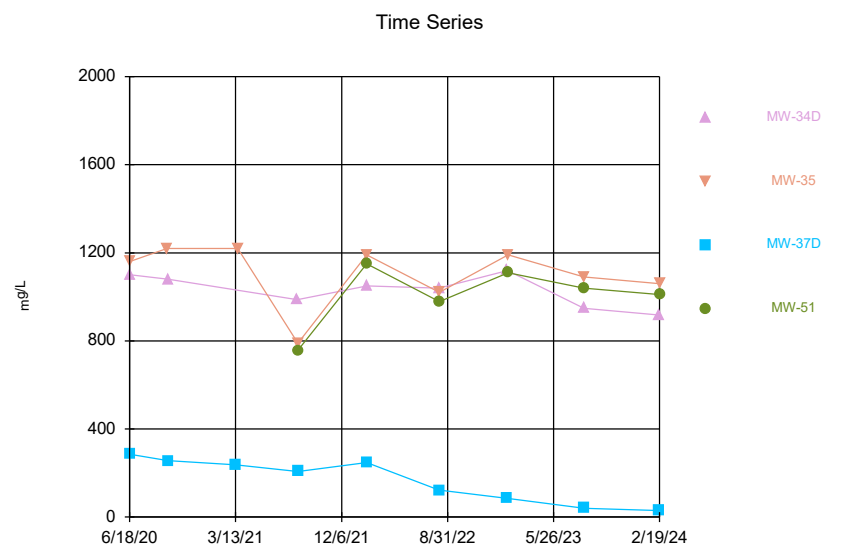

Constituent: Sulfate Analysis Run 5/21/2024 8:08 PM
Plant Hammond Client: Southern Company Data: Hammond AP-2

Sanitas™ v.10.0.16 . UG
Hollow symbols indicate censored values.

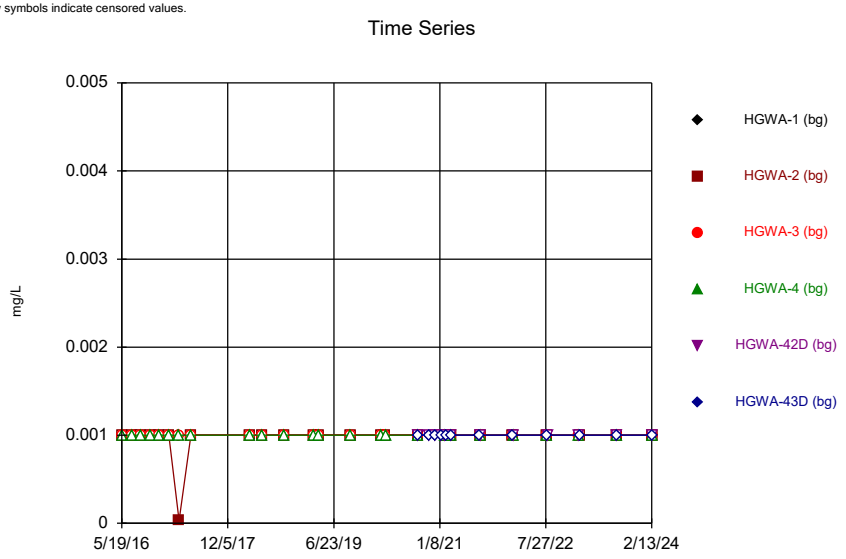

Constituent: Thallium Analysis Run 5/21/2024 8:08 PM
Plant Hammond Client: Southern Company Data: Hammond AP-2

Sanitas™ v.10.0.16 . UG
Hollow symbols indicate censored values.

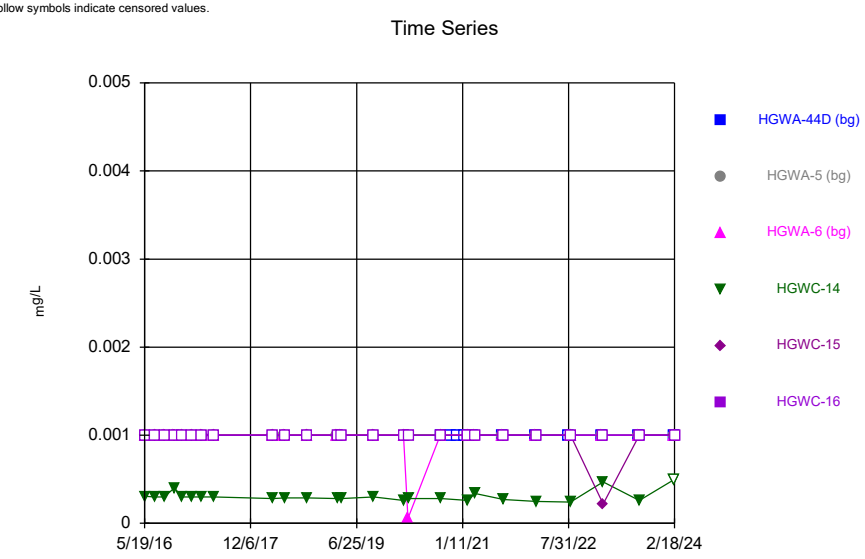

Constituent: Thallium Analysis Run 5/21/2024 8:08 PM
Plant Hammond Client: Southern Company Data: Hammond AP-2

Sanitas™ v.10.0.16 . UG
Hollow symbols indicate censored values.

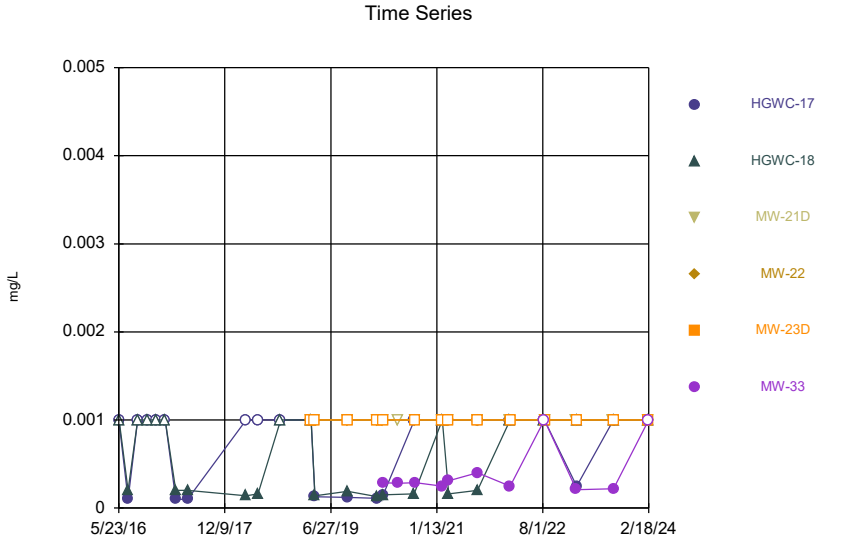

Constituent: Thallium Analysis Run 5/21/2024 8:08 PM
Plant Hammond Client: Southern Company Data: Hammond AP-2

Sanitas™ v.10.0.16 . UG
Hollow symbols indicate censored values.

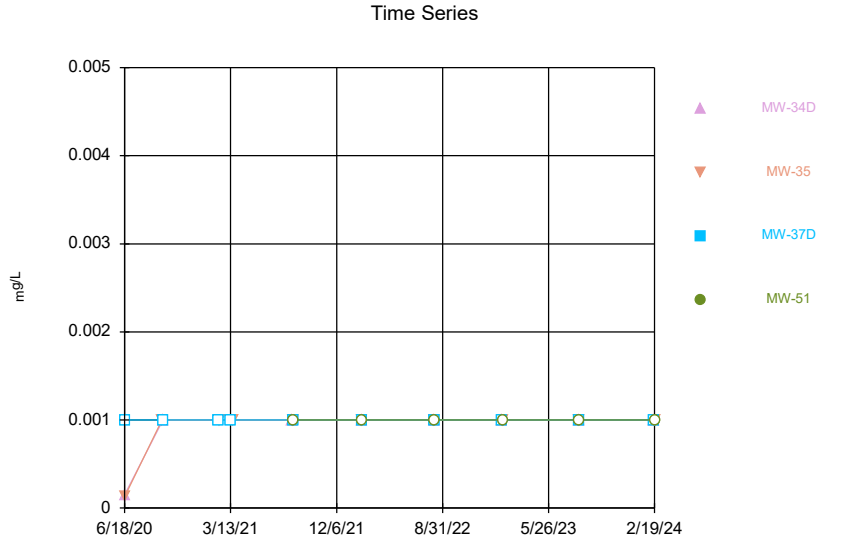

Constituent: Thallium Analysis Run 5/21/2024 8:08 PM
Plant Hammond Client: Southern Company Data: Hammond AP-2

Sanitas™ v.10.0.16 . UG

Time Series

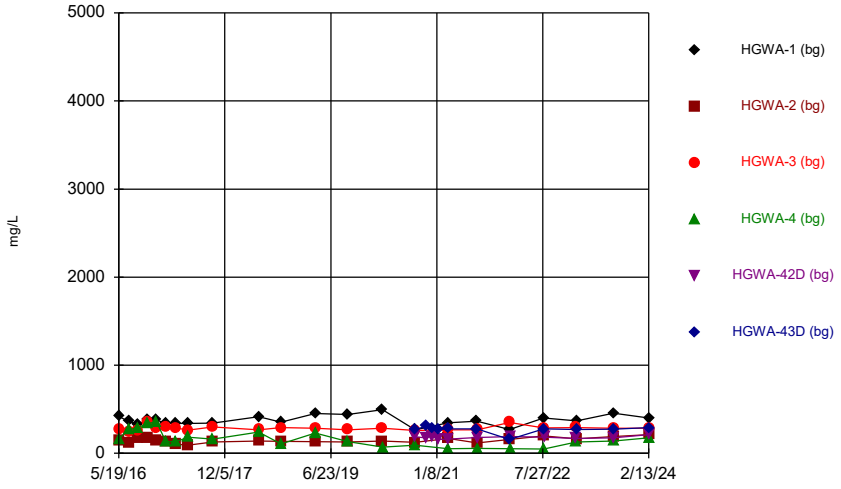

Constituent: Total Dissolved Solids Analysis Run 5/21/2024 8:08 PM

Plant Hammond Client: Southern Company Data: Hammond AP-2

Sanitas™ v.10.0.16 . UG

Time Series

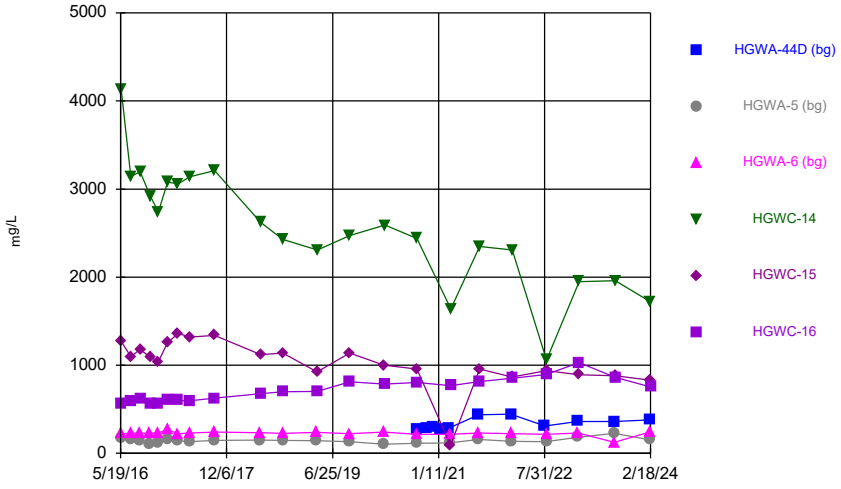

Constituent: Total Dissolved Solids Analysis Run 5/21/2024 8:08 PM

Plant Hammond Client: Southern Company Data: Hammond AP-2

Sanitas™ v.10.0.16 . UG

Hollow symbols indicate censored values.

Time Series

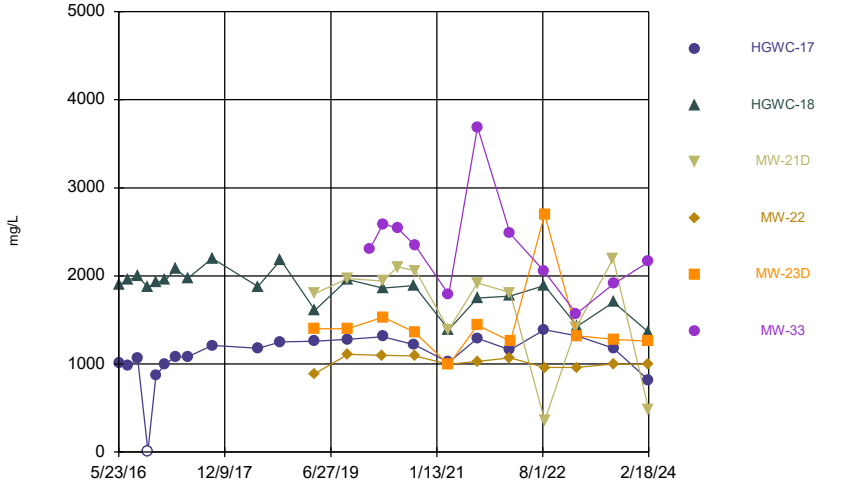

Constituent: Total Dissolved Solids Analysis Run 5/21/2024 8:08 PM

Plant Hammond Client: Southern Company Data: Hammond AP-2

Sanitas™ v.10.0.16 . UG

Time Series

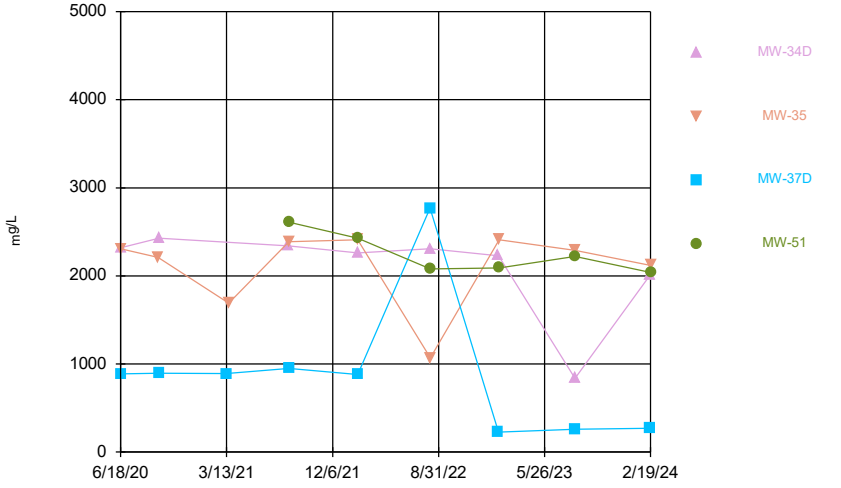

Constituent: Total Dissolved Solids Analysis Run 5/21/2024 8:08 PM

Plant Hammond Client: Southern Company Data: Hammond AP-2

Time Series

Constituent: Antimony (mg/L) Analysis Run 5/21/2024 8:08 PM

Plant Hammond Client: Southern Company Data: Hammond AP-2

	HGWA-1 (bg)	HGWA-2 (bg)	HGWA-3 (bg)	HGWA-4 (bg)	HGWA-42D (bg)	HGWA-43D (bg)
5/19/2016	<0.003	<0.003	<0.003	<0.003		
7/11/2016	<0.003	<0.003		<0.003		
7/12/2016			0.0003 (J)			
8/30/2016	<0.003	<0.003	<0.003	<0.003		
10/19/2016	0.0014 (J)	<0.003	<0.003	<0.003		
12/6/2016	<0.003	<0.003	<0.003	<0.003		
1/24/2017	<0.003	<0.003	<0.003	<0.003		
3/21/2017	<0.003	<0.003	<0.003	<0.003		
5/22/2017	<0.003	<0.003	<0.003			
5/23/2017				<0.003		
4/2/2018	<0.003	<0.003		<0.003		
4/3/2018			<0.003			
3/11/2019				<0.003		
3/12/2019	<0.003	<0.003	<0.003			
9/23/2019	<0.003	<0.003	<0.003			
3/2/2020	<0.003	<0.003	<0.003	<0.003		
9/16/2020						0.00051 (J)
9/17/2020					0.00055 (J)	
11/10/2020						0.00043 (J)
11/11/2020					<0.003	
12/15/2020					0.00035 (J)	0.00031 (J)
1/19/2021						0.00029 (J)
1/20/2021					<0.003	
2/8/2021	<0.003			<0.003	0.0019 (J)	
2/9/2021		0.00062 (J)	0.00031 (J)			0.00037 (J)
3/10/2021	<0.003			<0.003	<0.003	
3/11/2021		<0.003	<0.003			0.00057 (J)
8/11/2021	<0.003					<0.003
8/12/2021		<0.003	<0.003	<0.003	<0.003	
2/1/2022	<0.003	<0.003	<0.003			<0.003
2/7/2022				<0.003	<0.003	
8/2/2022	<0.003	<0.003	<0.003	<0.003		<0.003
8/9/2022					<0.003	
1/23/2023			<0.003	<0.003	0.0016 (J)	
1/24/2023	<0.003	<0.003				<0.003
8/8/2023	<0.003	<0.003	<0.003	<0.003	<0.003	<0.003
2/13/2024	<0.003	<0.003	<0.003	<0.003	<0.003	<0.003

ND substitution: RL or RL/2 if <15% NDs.

Time Series

Constituent: Antimony (mg/L) Analysis Run 5/21/2024 8:08 PM

Plant Hammond Client: Southern Company Data: Hammond AP-2

	HGWA-44D (bg)	HGWA-5 (bg)	HGWA-6 (bg)	HGWC-14	HGWC-15	HGWC-16
5/19/2016		<0.003				
5/20/2016			<0.003			
5/23/2016				<0.003	<0.003	<0.003
7/11/2016		<0.003	0.001 (J)			
7/12/2016				0.0003 (J)	<0.003	<0.003
8/30/2016		<0.003	<0.003			
9/1/2016				<0.003	<0.003	<0.003
10/20/2016		0.0023 (J)	<0.003			
10/24/2016				<0.003	<0.003	
10/25/2016						<0.003
12/7/2016				<0.003	<0.003	<0.003
12/8/2016		<0.003	<0.003			
1/24/2017		<0.003	<0.003			
1/26/2017				<0.003	<0.003	<0.003
3/21/2017		<0.003	<0.003			
3/22/2017						<0.003
3/23/2017				<0.003	<0.003	
5/23/2017		<0.003	<0.003			
5/24/2017				<0.003	<0.003	<0.003
4/3/2018		<0.003	<0.003		<0.003	<0.003
4/4/2018				<0.003		
3/12/2019		<0.003	<0.003			
3/14/2019				<0.003	<0.003	
3/15/2019						<0.003
3/2/2020		<0.003	<0.003			
3/3/2020				<0.003	<0.003	<0.003
9/16/2020	0.00049 (J)					
11/10/2020	<0.003					
12/15/2020	0.00047 (J)					
1/19/2021	0.00067 (J)					
2/9/2021	0.00042 (J)	<0.003	<0.003			
2/10/2021						<0.003
2/11/2021				0.00043 (J)		
2/12/2021					<0.003	
3/10/2021	0.00037 (J)					
3/11/2021		<0.003	<0.003			
3/16/2021					<0.003	
3/17/2021				<0.003		<0.003
8/12/2021		0.0014 (J)	<0.003			
8/13/2021	<0.003					
8/18/2021				<0.003		
8/19/2021					<0.003	<0.003
2/1/2022	0.0013 (J)					
2/7/2022		<0.003	0.0014 (J)			
2/8/2022					0.002 (J)	<0.003
2/9/2022				<0.003		
8/2/2022	<0.003					
8/10/2022		<0.003	<0.003			<0.003
8/11/2022				0.001 (J)	0.0016 (J)	
1/24/2023	<0.003					
1/27/2023		<0.003	<0.003			
2/1/2023				<0.003	0.0021 (J)	<0.003

ND substitution: RL or RL/2 if <15% NDs.

Time Series

Constituent: Antimony (mg/L) Analysis Run 5/21/2024 8:08 PM

Plant Hammond Client: Southern Company Data: Hammond AP-2

	HGWA-44D (bg)	HGWA-5 (bg)	HGWA-6 (bg)	HGWC-14	HGWC-15	HGWC-16
8/8/2023	<0.003	0.003	0.0013 (J)			
8/13/2023				0.0032	0.0027 (J)	<0.003
2/13/2024	<0.003	<0.003	<0.003			
2/17/2024				<0.003	0.0014 (J)	
2/18/2024						<0.003

ND substitution: RL or RL/2 if <15% NDs.

Time Series

Constituent: Antimony (mg/L) Analysis Run 5/21/2024 8:08 PM

Plant Hammond Client: Southern Company Data: Hammond AP-2

	HGWC-17	HGWC-18	MW-21D	MW-22	MW-23D	MW-33
5/23/2016	<0.003					
5/24/2016		<0.003				
7/12/2016	<0.003	<0.003				
9/1/2016	<0.003	<0.003				
10/25/2016	<0.003	<0.003				
12/7/2016	<0.003					
12/8/2016		<0.003				
1/26/2017	<0.003	<0.003				
3/22/2017	<0.003					
3/23/2017		<0.003				
5/25/2017	<0.003	<0.003				
4/3/2018	<0.003	<0.003				
3/14/2019		<0.003			<0.003	
3/15/2019	<0.003		<0.003	<0.003		
3/2/2020				<0.003	<0.003	
3/3/2020	<0.003	<0.003	<0.003			
2/11/2021	<0.003	<0.003	<0.003			
2/12/2021					<0.003	0.00046 (J)
2/15/2021				<0.003		
3/17/2021				<0.003	<0.003	
3/18/2021	<0.003	<0.003	<0.003			<0.003
8/18/2021	<0.003					<0.003
8/19/2021		0.0008 (J)	<0.003	0.0016 (J)	<0.003	
2/8/2022	<0.003	<0.003	<0.003	<0.003		<0.003
2/10/2022					<0.003	
8/10/2022	<0.003	<0.003				<0.003
8/11/2022			<0.003	<0.003	<0.003	
1/27/2023			<0.003			<0.003
1/30/2023	<0.003			<0.003		
2/1/2023		<0.003			<0.003	
8/12/2023			<0.003			
8/13/2023	<0.003	<0.003		<0.003	<0.003	<0.003
2/17/2024	<0.003					
2/18/2024		<0.003	<0.003	<0.003	0.00057 (J)	<0.003

ND substitution: RL or RL/2 if <15% NDs.

Time Series

Constituent: Antimony (mg/L) Analysis Run 5/21/2024 8:08 PM

Plant Hammond Client: Southern Company Data: Hammond AP-2

	MW-34D	MW-35	MW-37D	MW-51
2/11/2021			0.00079 (J)	
2/15/2021		0.00041 (J)		
3/12/2021			<0.003	
3/19/2021		<0.003		
8/16/2021	<0.003			
8/18/2021		<0.003	<0.003	<0.003
2/8/2022		0.0029 (J)	<0.003	<0.003
2/9/2022	<0.003			
8/10/2022	<0.003		<0.003	
8/11/2022		<0.003		<0.003
1/30/2023	0.0018 (J)		<0.003	
2/1/2023		<0.003		<0.003
8/12/2023	<0.003	<0.003		<0.003
8/13/2023			<0.003	
2/18/2024	<0.003		<0.003	
2/19/2024		<0.003		<0.003

ND substitution: RL or RL/2 if <15% NDs.

Time Series

Constituent: Arsenic (mg/L) Analysis Run 5/21/2024 8:08 PM

Plant Hammond Client: Southern Company Data: Hammond AP-2

	HGWA-1 (bg)	HGWA-2 (bg)	HGWA-3 (bg)	HGWA-4 (bg)	HGWA-42D (bg)	HGWA-43D (bg)
5/19/2016	<0.005	0.00127 (J)	<0.005	<0.005		
7/11/2016	<0.005	0.002 (J)		<0.005		
7/12/2016			0.0008 (J)			
8/30/2016	<0.005	0.0017 (J)	<0.005	<0.005		
10/19/2016	<0.005	<0.005	<0.005	<0.005		
12/6/2016	<0.005	<0.005	<0.005	<0.005		
1/24/2017	<0.005	<0.005	<0.005	<0.005		
3/21/2017	0.0005 (J)	<0.005	0.0007 (J)	<0.005		
5/22/2017	<0.005	0.0006 (J)	0.0006 (J)			
5/23/2017				<0.005		
4/2/2018	<0.005	<0.005		<0.005		
4/3/2018			<0.005			
6/4/2018	<0.005	0.00088 (J)	0.0008 (J)	<0.005		
10/1/2018	<0.005	<0.005	0.0011 (J)	<0.005		
3/11/2019				<0.005		
3/12/2019	<0.005	0.00069 (J)	0.00063 (J)			
4/1/2019			<0.005			
4/2/2019	<0.005	<0.005		<0.005		
9/23/2019	0.00046 (J)	0.00067 (J)	0.0011 (J)			
9/24/2019				<0.005		
3/2/2020	<0.005	0.00043 (J)	0.0004 (J)	<0.005		
3/25/2020	<0.005	<0.005	<0.005			
3/26/2020				<0.005		
9/15/2020	<0.005	<0.005	<0.005	<0.005		
9/16/2020						<0.005
9/17/2020					<0.005	
11/10/2020						0.0021 (J)
11/11/2020					<0.005	
12/15/2020					<0.005	<0.005
1/19/2021						0.0011 (J)
1/20/2021					<0.005	
2/8/2021	<0.005			<0.005	<0.005	
2/9/2021		<0.005	<0.005			0.0017 (J)
3/10/2021	<0.005			<0.005	<0.005	
3/11/2021		<0.005	<0.005			0.0013 (J)
8/11/2021	<0.005					0.0015 (J)
8/12/2021		<0.005	<0.005	<0.005	<0.005	
2/1/2022	0.0016 (J)	0.0023 (J)	0.0024 (J)			0.0036 (J)
2/7/2022				<0.005	<0.005	
8/2/2022	<0.005	<0.005	<0.005	<0.005		<0.005
8/9/2022					<0.005	
1/23/2023			<0.005	<0.005	<0.005	
1/24/2023	<0.005	<0.005				<0.005
8/8/2023	<0.005	<0.005	<0.005	<0.005	<0.005	<0.005
2/13/2024	<0.005	<0.005	<0.005	<0.005	<0.005	0.00097 (J)

ND substitution: RL or RL/2 if <15% NDs.

Time Series

Constituent: Arsenic (mg/L) Analysis Run 5/21/2024 8:08 PM

Plant Hammond Client: Southern Company Data: Hammond AP-2

	HGWA-44D (bg)	HGWA-5 (bg)	HGWA-6 (bg)	HGWC-14	HGWC-15	HGWC-16
5/19/2016		<0.005				
5/20/2016			<0.005			
5/23/2016				0.00268 (J)	<0.005	<0.005
7/11/2016		<0.005	<0.005			
7/12/2016				0.0059	<0.005	<0.005
8/30/2016		<0.005	<0.005			
9/1/2016				0.0056	<0.005	<0.005
10/20/2016		<0.005	<0.005			
10/24/2016				0.0058	<0.005	
10/25/2016						<0.005
12/7/2016				<0.005	<0.005	<0.005
12/8/2016		<0.005	<0.005			
1/24/2017		<0.005	<0.005			
1/26/2017				0.0089	<0.005	<0.005
3/21/2017		<0.005	<0.005			
3/22/2017						0.0005 (J)
3/23/2017				0.0069	0.0008 (J)	
5/23/2017		<0.005	<0.005			
5/24/2017				0.0048 (J)	<0.005	<0.005
4/3/2018		<0.005	<0.005		<0.005	<0.005
4/4/2018				0.0052		
6/5/2018		<0.005	<0.005			
6/6/2018				0.0059	<0.005	<0.005
10/2/2018		0.00064 (J)	<0.005			
10/3/2018				0.0032 (J)	<0.005	<0.005
3/12/2019		<0.005	<0.005			
3/14/2019				0.0029 (J)	<0.005	
3/15/2019						<0.005
4/2/2019		<0.005	<0.005			
4/4/2019					0.00017 (J)	0.0001 (J)
4/5/2019				<0.005		
9/24/2019		0.00055 (J)	<0.005	0.0039 (J)	0.00037 (J)	
9/25/2019						<0.005
3/2/2020		<0.005	<0.005			
3/3/2020				0.0035 (J)	<0.005	<0.005
3/25/2020			<0.005			
3/26/2020		<0.005			<0.005	
3/30/2020				0.0051		0.0011 (J)
9/15/2020		<0.005	<0.005			
9/16/2020	<0.005					
9/17/2020					<0.005	<0.005
9/18/2020				0.0029 (J)		
11/10/2020	<0.005					
12/15/2020	<0.005					
1/19/2021	<0.005					
2/9/2021	0.00083 (J)	<0.005	<0.005			
2/10/2021						0.0012 (J)
2/11/2021				0.0062		
2/12/2021					<0.005	
3/10/2021	<0.005					
3/11/2021		<0.005	<0.005			
3/16/2021					<0.005	

ND substitution: RL or RL/2 if <15% NDs.

Time Series

Constituent: Arsenic (mg/L) Analysis Run 5/21/2024 8:08 PM

Plant Hammond Client: Southern Company Data: Hammond AP-2

	HGWA-44D (bg)	HGWA-5 (bg)	HGWA-6 (bg)	HGWC-14	HGWC-15	HGWC-16
3/17/2021				<0.005		<0.005
8/12/2021		<0.005	<0.005			
8/13/2021	<0.005					
8/18/2021				0.0035 (J)		
8/19/2021					<0.005	<0.005
2/1/2022	0.0025 (J)					
2/7/2022		<0.005	<0.005			
2/8/2022					<0.005	<0.005
2/9/2022				0.0077		
8/2/2022	<0.005					
8/10/2022		<0.005	<0.005			<0.005
8/11/2022				0.006	<0.005	
1/24/2023	0.0027 (J)					
1/27/2023		<0.005	<0.005			
2/1/2023				0.004 (J)	<0.005	<0.005
8/8/2023	<0.005	<0.005	<0.005			
8/13/2023				0.0048 (J)	<0.005	<0.005
2/13/2024	0.0014 (J)	<0.005	<0.005			
2/17/2024				0.0026 (J)	<0.005	
2/18/2024						<0.005

ND substitution: RL or RL/2 if <15% NDs.

Time Series

Constituent: Arsenic (mg/L) Analysis Run 5/21/2024 8:08 PM

Plant Hammond Client: Southern Company Data: Hammond AP-2

	HGWC-17	HGWC-18	MW-21D	MW-22	MW-23D	MW-33
5/23/2016	<0.005					
5/24/2016		0.00294 (J)				
7/12/2016	<0.005	0.0074				
9/1/2016	<0.005	0.0073				
10/25/2016	<0.005	0.006				
12/7/2016	<0.005					
12/8/2016		0.007				
1/26/2017	<0.005	0.0068				
3/22/2017	0.0007 (J)					
3/23/2017		0.0082				
5/25/2017	0.0007 (J)	0.006				
4/3/2018	<0.005	0.0062				
6/5/2018		0.008				
6/6/2018	0.00097 (J)					
10/3/2018	<0.005	0.0039 (J)				
3/14/2019		0.0036 (J)			<0.005	
3/15/2019	<0.005		<0.005	<0.005		
4/4/2019			0.00019 (J)			
4/5/2019	<0.005	0.0015 (J)		<0.005	<0.005	
9/25/2019	<0.005	0.0044 (J)	<0.005			
9/26/2019					<0.005	
9/27/2019				0.00045 (J)		
3/2/2020				<0.005	<0.005	
3/3/2020	<0.005	0.0057	<0.005			
3/27/2020				<0.005		
3/31/2020	0.0008 (J)	0.0056				
4/1/2020			0.0013 (J)		0.00082 (J)	0.0061
6/17/2020			<0.005			0.0031 (J)
9/15/2020		0.0074				
9/16/2020	<0.005					
9/17/2020				<0.005	<0.005	
9/21/2020			<0.005			0.0083
2/11/2021	0.0012 (J)	0.0069 (B)	0.001 (J)			
2/12/2021					0.001 (J)	0.0059
2/15/2021				<0.005		
3/17/2021				<0.005	<0.005	
3/18/2021	<0.005	0.0083 (J)	<0.005			0.0054 (J)
8/18/2021	<0.005					0.0058
8/19/2021		0.0045 (J)	<0.005	<0.005	<0.005	
2/8/2022	0.0017 (J)	0.005 (J)	<0.005	<0.005		0.0069
2/10/2022					<0.005	
8/10/2022	<0.005	0.0058				<0.005
8/11/2022			0.003 (J)	<0.005	<0.005	
1/27/2023			<0.005			0.0031 (J)
1/30/2023	0.0028 (J)			<0.005		
2/1/2023		0.0036 (J)			<0.005	
8/12/2023			<0.005			
8/13/2023	<0.005	0.0059 (J)		<0.005	<0.005	0.0059 (J)
2/17/2024	<0.005					
2/18/2024		0.0027 (J)	<0.005	<0.005	<0.005	0.0024 (J)

ND substitution: RL or RL/2 if <15% NDs.

Time Series

Constituent: Arsenic (mg/L) Analysis Run 5/21/2024 8:08 PM

Plant Hammond Client: Southern Company Data: Hammond AP-2

	MW-34D	MW-35	MW-37D	MW-51
6/18/2020	0.0032 (J)	0.005 (J)	0.0021 (J)	
9/21/2020		0.0059		
9/23/2020	0.001 (J)		0.00095 (J)	
2/11/2021			0.0023 (J)	
2/15/2021		0.005		
3/12/2021			<0.005	
3/19/2021		<0.005		
8/16/2021	0.0024 (J)			
8/18/2021		0.0043 (J)	<0.005	0.002 (J)
2/8/2022		0.0072	<0.005	0.0046 (J)
2/9/2022	0.0054			
8/10/2022	0.0045 (J)		<0.005	
8/11/2022		<0.005		0.0043 (J)
1/30/2023	0.0047 (J)		<0.005	
2/1/2023		0.006		0.0041 (J)
8/12/2023	<0.005	0.0045 (J)		<0.005
8/13/2023			<0.005	
2/18/2024	0.00099 (J)		<0.005	
2/19/2024		0.0073		0.0067

ND substitution: RL or RL/2 if <15% NDs.

Time Series

Constituent: Barium (mg/L) Analysis Run 5/21/2024 8:08 PM

Plant Hammond Client: Southern Company Data: Hammond AP-2

	HGWA-1 (bg)	HGWA-2 (bg)	HGWA-3 (bg)	HGWA-4 (bg)	HGWA-42D (bg)	HGWA-43D (bg)
5/19/2016	0.0346	0.114	0.111	0.0266		
7/11/2016	0.0311	0.112		0.0309		
7/12/2016			0.115			
8/30/2016	0.0293	0.131	0.113	0.031		
10/19/2016	0.0293	0.111	0.123	0.0332		
12/6/2016	0.0304	0.108	0.127	0.0334		
1/24/2017	0.028	0.102	0.126	0.0192		
3/21/2017	0.0275	0.095	0.12	0.0175		
5/22/2017	0.0281	0.103	0.117			
5/23/2017				0.0227		
4/2/2018	0.026	0.099		0.022		
4/3/2018			0.11			
6/4/2018	0.035	0.11	0.12	0.027		
10/1/2018	0.029	0.11	0.14	0.018		
3/11/2019				0.029		
3/12/2019	0.042	0.12	0.13			
4/1/2019			0.13			
4/2/2019	0.04	0.13		0.03		
9/23/2019	0.042	0.13	0.13			
9/24/2019				0.03		
3/2/2020	0.034	0.11	0.14	0.023		
3/25/2020	0.043	0.12	0.13			
3/26/2020				0.026		
9/15/2020	0.035	0.12	0.12	0.024		
9/16/2020						0.26
9/17/2020					0.13	
11/10/2020						0.25
11/11/2020					0.18	
12/15/2020					0.19	0.29
1/19/2021						0.32
1/20/2021					0.2	
2/8/2021	0.032			0.04	0.19	
2/9/2021		0.12	0.13			0.34
3/10/2021	0.03			0.036	0.18	
3/11/2021		0.07	0.13			0.32
8/11/2021	0.03					0.28
8/12/2021		0.12	0.11	0.034	0.18	
2/1/2022	0.031	0.13	0.12			0.29
2/7/2022				0.028	0.18	
8/2/2022	0.039	0.11	0.16	0.041		0.35
8/9/2022					0.2	
1/23/2023			0.13	0.057	0.21	
1/24/2023	0.033	0.088				0.28
8/8/2023	0.039	0.068	0.12	0.039	0.21	0.3
2/13/2024	0.039	0.062	0.13	0.054	0.23	0.28

Time Series

Constituent: Barium (mg/L) Analysis Run 5/21/2024 8:08 PM

Plant Hammond Client: Southern Company Data: Hammond AP-2

	HGWA-44D (bg)	HGWA-5 (bg)	HGWA-6 (bg)	HGWC-14	HGWC-15	HGWC-16
5/19/2016		0.0519				
5/20/2016			0.174			
5/23/2016				<0.25	0.0315 (J)	0.0841
7/11/2016		0.0565	0.134			
7/12/2016				0.0214	0.0372	0.0886
8/30/2016		0.0548	0.212			
9/1/2016				0.0208	0.0364	0.0934
10/20/2016		0.0539	0.157			
10/24/2016				0.0208	0.0326	
10/25/2016						0.0991
12/7/2016				0.022	0.0301	0.101
12/8/2016		0.0496	0.162			
1/24/2017		0.0478	0.168			
1/26/2017				0.0238	0.0287	0.105
3/21/2017		0.0453	0.186			
3/22/2017						0.11
3/23/2017				0.0244	0.0329	
5/23/2017		0.0496	0.187			
5/24/2017				0.0228	0.0283	0.106
4/3/2018		0.038	0.14		0.019	0.099
4/4/2018				0.021		
6/5/2018		0.046	0.21			
6/6/2018				0.022	0.022	0.11
10/2/2018		0.047	0.19			
10/3/2018				0.02	0.025	0.11
3/12/2019		0.05	0.2			
3/14/2019				0.019	0.021	
3/15/2019						0.13
4/2/2019		0.044	0.19			
4/4/2019					0.018	0.11
4/5/2019				0.016		
9/24/2019		0.053	0.22	0.021	0.019	
9/25/2019						0.11
3/2/2020		0.053	0.19			
3/3/2020				0.018	0.018	0.12
3/25/2020			0.19			
3/26/2020		0.045			0.016	
3/30/2020				0.02		0.11
9/15/2020		0.045	0.19			
9/16/2020	0.24					
9/17/2020					0.017	0.11
9/18/2020				0.019		
11/10/2020	0.38					
12/15/2020	0.39					
1/19/2021	0.41					
2/9/2021	0.46	0.046	0.21			
2/10/2021						0.11
2/11/2021				0.02		
2/12/2021					0.014	
3/10/2021	0.26					
3/11/2021		0.044	0.21			
3/16/2021					0.012	

ND substitution: RL or RL/2 if <15% NDs.

Time Series

Constituent: Barium (mg/L) Analysis Run 5/21/2024 8:08 PM

Plant Hammond Client: Southern Company Data: Hammond AP-2

	HGWA-44D (bg)	HGWA-5 (bg)	HGWA-6 (bg)	HGWC-14	HGWC-15	HGWC-16
3/17/2021				0.023		0.12
8/12/2021		0.044	0.18			
8/13/2021	0.22					
8/18/2021				0.018		
8/19/2021					0.01	0.1
2/1/2022	0.23					
2/7/2022		0.038	0.18			
2/8/2022					0.0098	0.1
2/9/2022				0.017		
8/2/2022	0.37					
8/10/2022		0.053	0.18			0.1
8/11/2022				0.017	0.015	
1/24/2023	0.18					
1/27/2023		0.044	0.2			
2/1/2023				0.017	0.021	0.11
8/8/2023	0.12	0.18	0.048			
8/13/2023				0.016	0.011	0.099
2/13/2024	0.12	0.048	0.19			
2/17/2024				0.02	0.017	
2/18/2024						0.098

Time Series

Constituent: Barium (mg/L) Analysis Run 5/21/2024 8:08 PM

Plant Hammond Client: Southern Company Data: Hammond AP-2

	HGWC-17	HGWC-18	MW-21D	MW-22	MW-23D	MW-33
5/23/2016	0.0222 (J)					
5/24/2016		<0.2				
7/12/2016	0.0221	0.0346				
9/1/2016	0.0227	0.0336				
10/25/2016	0.0225	0.0349				
12/7/2016	0.0227					
12/8/2016		0.0339				
1/26/2017	0.0229	0.0293				
3/22/2017	0.0248					
3/23/2017		0.0313				
5/25/2017	0.0255	0.0336				
4/3/2018	0.025	0.028				
6/5/2018		0.03				
6/6/2018	0.028					
10/3/2018	0.028	0.032				
3/14/2019		0.029			0.082	
3/15/2019	0.029		0.09	0.044		
4/4/2019			0.075			
4/5/2019	0.022	0.021		0.036	0.061	
9/25/2019	0.025	0.03	0.066			
9/26/2019					0.064	
9/27/2019				0.028		
3/2/2020				0.027	0.06	
3/3/2020	0.026	0.026	0.058			
3/27/2020				0.025		
3/31/2020	0.029	0.029				
4/1/2020			0.066		0.065	0.027
6/17/2020			0.054			0.024
9/15/2020		0.03				
9/16/2020	0.025					
9/17/2020				0.02	0.057	
9/21/2020			0.049			0.024
2/11/2021	0.025	0.03	0.044			
2/12/2021					0.056	0.025
2/15/2021				0.017		
3/17/2021				0.018	0.058	
3/18/2021	0.027	0.031	0.047			0.029
8/18/2021	0.022					0.025
8/19/2021		0.031	0.042	0.018	0.05	
2/8/2022	0.021	0.02	0.033	0.014		0.02
2/10/2022					0.05	
8/10/2022	0.027	0.026				0.02 (J)
8/11/2022			0.037	0.014	0.05	
1/27/2023			0.031			0.018
1/30/2023	0.03			0.014		
2/1/2023		0.019			0.047	
8/12/2023			0.033			
8/13/2023	0.025	0.026		0.013	0.041	0.023
2/17/2024	0.023					
2/18/2024		0.02	0.034	0.012	0.041	0.016

ND substitution: RL or RL/2 if <15% NDs.

Time Series

Constituent: Barium (mg/L) Analysis Run 5/21/2024 8:08 PM

Plant Hammond Client: Southern Company Data: Hammond AP-2

	MW-34D	MW-35	MW-37D	MW-51
6/18/2020	0.044	0.029	0.19	
9/21/2020		0.028		
9/23/2020	0.038		0.14	
2/11/2021			0.14	
2/15/2021		0.026		
3/12/2021			0.12	
3/19/2021		0.032		
8/16/2021	0.035			
8/18/2021		0.025	0.12	0.032
2/8/2022		0.023	0.11	0.046
2/9/2022	0.04			
8/10/2022	0.046		0.11	
8/11/2022		0.022 (J)		0.028
1/30/2023	0.04		0.13	
2/1/2023		0.022		0.033
8/12/2023	0.033	0.021		0.026
8/13/2023			0.15	
2/18/2024	0.033		0.15	
2/19/2024		0.021		0.028

Time Series

Constituent: Beryllium (mg/L) Analysis Run 5/21/2024 8:08 PM

Plant Hammond Client: Southern Company Data: Hammond AP-2

	HGWA-1 (bg)	HGWA-2 (bg)	HGWA-3 (bg)	HGWA-4 (bg)	HGWA-42D (bg)	HGWA-43D (bg)
5/19/2016	<0.0005	<0.003	<0.0005	<0.0005		
7/11/2016	<0.0005	0.0001 (J)		<0.0005		
7/12/2016			<0.0005			
8/30/2016	<0.0005	<0.003	<0.0005	<0.0005		
10/19/2016	<0.0005	0.0001 (J)	<0.0005	<0.0005		
12/6/2016	<0.0005	0.0002 (J)	<0.0005	<0.0005		
1/24/2017	<0.0005	0.0001 (J)	<0.0005	<0.0005		
3/21/2017	<0.0005	0.0001 (J)	<0.0005	<0.0005		
5/22/2017	<0.0005	0.0001 (J)	<0.0005			
5/23/2017				<0.0005		
4/2/2018	<0.0005	<0.003		<0.0005		
4/3/2018			<0.0005			
3/11/2019				5E-05 (J)		
3/12/2019	<0.0005	0.00017 (J)	<0.0005			
4/1/2019			<0.0005			
4/2/2019	<0.0005	0.00015 (J)		<0.0005		
9/23/2019	<0.0005	0.00011 (J)	<0.0005			
9/24/2019				<0.0005		
3/2/2020	<0.0005	0.00014 (J)	<0.0005	0.00019 (J)		
3/25/2020	<0.0005	0.00016 (J)	<0.0005			
3/26/2020				7.6E-05 (J)		
9/15/2020	<0.0005	0.00013 (J)	<0.0005	<0.0005		
9/16/2020						<0.0005
9/17/2020					<0.0005	
11/10/2020						<0.0005
11/11/2020					<0.0005	
12/15/2020					<0.0005	<0.0005
1/19/2021						<0.0005
1/20/2021					<0.0005	
2/8/2021	<0.0005			0.00023 (J)	<0.0005	
2/9/2021		0.00014 (J)	<0.0005			<0.0005
3/10/2021	<0.0005			0.00017 (J)	<0.0005	
3/11/2021		8.6E-05 (J)	<0.0005			<0.0005
8/11/2021	<0.0005					<0.0005
8/12/2021		0.00014 (J)	<0.0005	0.00021 (J)	<0.0005	
2/1/2022	<0.0005	0.0002 (J)	<0.0005			<0.0005
2/7/2022				0.00017 (J)	<0.0005	
8/2/2022	<0.0005	0.00019 (J)	<0.0005	0.00019 (J)		<0.0005
8/9/2022					<0.0005	
1/23/2023			<0.0005	0.0001 (J)	<0.0005	
1/24/2023	<0.0005	0.00016 (J)				<0.0005
8/8/2023	<0.0005	0.00022 (J)	<0.0005	6.7E-05 (J)	<0.0005	<0.0005
2/13/2024	<0.0005	0.00022 (J)	<0.0005	<0.0005	<0.0005	<0.0005

ND substitution: RL or RL/2 if <15% NDs.

Time Series

Constituent: Beryllium (mg/L) Analysis Run 5/21/2024 8:08 PM

Plant Hammond Client: Southern Company Data: Hammond AP-2

	HGWA-44D (bg)	HGWA-5 (bg)	HGWA-6 (bg)	HGWC-14	HGWC-15	HGWC-16
5/19/2016		<0.0005				
5/20/2016			<0.0005			
5/23/2016				<0.003	<0.0005	<0.0005
7/11/2016		<0.0005	<0.0005			
7/12/2016				0.0005 (J)	<0.0005	<0.0005
8/30/2016		<0.0005	<0.0005			
9/1/2016				0.0005 (J)	<0.0005	<0.0005
10/20/2016		<0.0005	<0.0005			
10/24/2016				0.0005 (J)	<0.0005	
10/25/2016						<0.0005
12/7/2016				0.0006 (J)	<0.0005	<0.0005
12/8/2016		<0.0005	<0.0005			
1/24/2017		<0.0005	<0.0005			
1/26/2017				0.0005 (J)	<0.0005	<0.0005
3/21/2017		<0.0005	<0.0005			
3/22/2017						<0.0005
3/23/2017				0.0006 (J)	<0.0005	
5/23/2017		<0.0005	<0.0005			
5/24/2017				0.0005 (J)	<0.0005	<0.0005
4/3/2018		<0.0005	<0.0005		<0.0005	<0.0005
4/4/2018				<0.003		
3/12/2019		<0.0005	<0.0005			
3/14/2019				0.00043 (J)	<0.0005	
3/15/2019						<0.0005
4/2/2019		<0.0005	<0.0005			
4/4/2019					<0.0005	<0.0005
4/5/2019				0.00027 (J)		
9/24/2019		<0.0005	<0.0005	0.00044 (J)	<0.0005	
9/25/2019						<0.0005
3/2/2020		<0.0005	<0.0005			
3/3/2020				0.00043 (J)	<0.0005	<0.0005
3/25/2020			<0.0005			
3/26/2020		<0.0005			<0.0005	
3/30/2020				0.00043 (J)		<0.0005
9/15/2020		<0.0005	<0.0005			
9/16/2020	<0.0005					
9/17/2020					<0.0005	<0.0005
9/18/2020				0.00043 (J)		
11/10/2020	<0.0005					
12/15/2020	<0.0005					
1/19/2021	<0.0005					
2/9/2021	<0.0005	<0.0005	<0.0005			
2/10/2021						<0.0005
2/11/2021				0.00044 (J)		
2/12/2021					<0.0005	
3/10/2021	<0.0005					
3/11/2021		<0.0005	<0.0005			
3/16/2021					<0.0005	
3/17/2021				0.00058		<0.0005
8/12/2021		<0.0005	<0.0005			
8/13/2021	<0.0005					
8/18/2021				0.00039 (J)		

ND substitution: RL or RL/2 if <15% NDs.

Time Series

Constituent: Beryllium (mg/L) Analysis Run 5/21/2024 8:08 PM

Plant Hammond Client: Southern Company Data: Hammond AP-2

	HGWA-44D (bg)	HGWA-5 (bg)	HGWA-6 (bg)	HGWC-14	HGWC-15	HGWC-16
8/19/2021					<0.0005	<0.0005
2/1/2022	<0.0005					
2/7/2022		<0.0005	<0.0005			
2/8/2022					<0.0005	<0.0005
2/9/2022				0.00056		
8/2/2022	<0.0005					
8/10/2022		<0.0005	<0.0005			<0.0005
8/11/2022				0.00039 (J)	<0.0005	
1/24/2023	<0.0005					
1/27/2023		<0.0005	<0.0005			
2/1/2023				0.00039 (J)	<0.0005	<0.0005
8/8/2023	<0.0005	<0.0005	<0.0005			
8/13/2023				0.0004 (J)	<0.0005	<0.0005
2/13/2024	<0.0005	<0.0005	<0.0005			
2/17/2024				0.00044 (J)	<0.0005	
2/18/2024						<0.0005

ND substitution: RL or RL/2 if <15% NDs.

Time Series

Constituent: Beryllium (mg/L) Analysis Run 5/21/2024 8:08 PM

Plant Hammond Client: Southern Company Data: Hammond AP-2

	HGWC-17	HGWC-18	MW-21D	MW-22	MW-23D	MW-33
5/23/2016	<0.0005					
5/24/2016		0.00278 (J)				
7/12/2016	<0.0005	0.0032				
9/1/2016	<0.0005	0.0034				
10/25/2016	<0.0005	0.0034				
12/7/2016	<0.0005					
12/8/2016		0.0033				
1/26/2017	<0.0005	0.0034				
3/22/2017	<0.0005					
3/23/2017		0.0036				
5/25/2017	<0.0005	0.0036				
4/3/2018	<0.0005	<0.003				
3/14/2019		0.0026 (J)			<0.0005	
3/15/2019	<0.0005		<0.0005	<0.0005		
4/4/2019			<0.0005			
4/5/2019	<0.0005	0.0022 (J)		<0.0005	<0.0005	
9/25/2019	<0.0005	0.0031	<0.0005			
9/26/2019					<0.0005	
9/27/2019				<0.0005		
3/2/2020				<0.0005	<0.0005	
3/3/2020	<0.0005	0.0029 (J)	<0.0005			
3/27/2020				<0.0005		
3/31/2020	<0.0005	0.003				
4/1/2020			<0.0005		<0.0005	0.0011 (J)
6/17/2020			<0.0005			0.00099 (J)
9/15/2020		0.0033				
9/16/2020	<0.0005					
9/17/2020				4.7E-05 (J)	<0.0005	
9/21/2020			<0.0005			0.0009 (J)
2/11/2021	6.7E-05 (J)	0.0036	<0.0005			
2/12/2021					<0.0005	0.001 (J)
2/15/2021				6.2E-05 (J)		
3/17/2021				8.2E-05 (J)	<0.0005	
3/18/2021	4.8E-05 (J)	0.0038	<0.0005			0.0011
8/18/2021	<0.0005					0.00097
8/19/2021		0.0034	<0.0005	7E-05 (J)	<0.0005	
2/8/2022	<0.0005	0.0026	<0.0005	7.9E-05 (J)		0.00087 (J)
2/10/2022					<0.0005	
8/10/2022	6E-05 (J)	0.0032				0.0008
8/11/2022			<0.0005	<0.0005	<0.0005	
1/27/2023			<0.0005			0.00019 (J)
1/30/2023	5.7E-05 (J)			8.1E-05 (J)		
2/1/2023		0.002			<0.0005	
8/12/2023			<0.0005			
8/13/2023	0.0001 (J)	0.003		<0.0005	<0.0005	0.00099
2/17/2024	<0.0005					
2/18/2024		0.0022	<0.0005	<0.0005	<0.0005	0.00059

ND substitution: RL or RL/2 if <15% NDs.

Time Series

Constituent: Beryllium (mg/L) Analysis Run 5/21/2024 8:08 PM

Plant Hammond Client: Southern Company Data: Hammond AP-2

	MW-34D	MW-35	MW-37D	MW-51
6/18/2020	0.00015 (J)	0.00032 (J)	0.00012 (J)	
9/21/2020		0.0004 (J)		
9/23/2020	<0.0005		<0.0005	
2/11/2021			<0.0005	
2/15/2021		0.0006 (J)		
3/12/2021			<0.0005	
3/19/2021		0.00061		
8/16/2021	<0.0005			
8/18/2021		0.00061	<0.0005	0.00042 (J)
2/8/2022		0.0007 (J)	<0.0005	0.00011 (J)
2/9/2022	6.5E-05 (J)			
8/10/2022	<0.0005		<0.0005	
8/11/2022		0.00066 (J)		0.00028 (J)
1/30/2023	<0.0005		<0.0005	
2/1/2023		0.00049 (J)		0.00028 (J)
8/12/2023	<0.0005	0.00041 (J)		0.00012 (J)
8/13/2023			<0.0005	
2/18/2024	<0.0005		<0.0005	
2/19/2024		0.00064		0.00047 (J)

ND substitution: RL or RL/2 if <15% NDs.

Time Series

Constituent: Boron (mg/L) Analysis Run 5/21/2024 8:08 PM

Plant Hammond Client: Southern Company Data: Hammond AP-2

	HGWA-1 (bg)	HGWA-2 (bg)	HGWA-3 (bg)	HGWA-4 (bg)	HGWA-42D (bg)	HGWA-43D (bg)
5/19/2016	0.0214 (J)	0.0321 (J)	<0.04	<0.1		
7/11/2016	0.0142 (J)	0.0337 (J)		0.0175 (J)		
7/12/2016			0.0074 (J)			
8/30/2016	0.0074 (J)	0.0173 (J)	<0.04	0.0072 (J)		
10/19/2016	0.0224 (J)	0.0341 (J)	0.0085 (J)	0.018 (J)		
12/6/2016	0.0211 (J)	0.0326 (J)	0.0085 (J)	0.0158 (J)		
1/24/2017	0.0165 (J)	0.0365 (J)	0.01 (J)	0.0145 (J)		
3/21/2017	0.0187 (J)	0.0349 (J)	0.0079 (J)	0.0101 (J)		
5/22/2017	0.0782	0.0475	0.0131 (J)			
5/23/2017				0.0159 (J)		
10/3/2017	0.0198 (J)	0.0386 (J)	0.0097 (J)	0.0162 (J)		
6/4/2018	0.02 (J)	0.036 (J)	0.017 (J)	0.014 (J)		
10/1/2018	0.013 (J)	0.035 (J)	0.0061 (J)	0.0093 (J)		
4/1/2019			0.0066 (J)			
4/2/2019	0.016 (J)	0.034 (J)		0.01 (J)		
9/23/2019	0.021 (J)	0.04 (J)	0.0081 (J)			
9/24/2019				0.013 (J)		
3/25/2020	0.025 (J)	0.039 (J)	0.0096 (J)			
3/26/2020				0.012 (J)		
9/15/2020	0.017 (J)	0.044 (J)	0.0071 (J)	0.013 (J)		
9/16/2020						0.061 (J)
9/17/2020					0.098 (J)	
11/10/2020						0.057 (J)
11/11/2020					0.058 (J)	
12/15/2020					0.043 (J)	0.052 (J)
1/19/2021						0.049 (J)
1/20/2021					0.045 (J)	
3/10/2021	0.015 (J)			0.012 (J)	0.048	
3/11/2021		0.056	0.015 (J)			0.06
8/11/2021	0.02 (J)					0.042
8/12/2021		0.044	<0.04	0.014 (J)	0.044	
2/1/2022	0.016 (J)	0.056	0.011 (J)			0.05
2/7/2022				0.017 (J)	0.047	
8/2/2022	0.012 (J)	0.047	<0.04	0.02 (J)		0.043
8/9/2022					0.055	
1/23/2023			0.012 (J)	0.023 (J)	0.052	
1/24/2023	0.015 (J)	0.046				0.037 (J)
8/8/2023	0.023 (J)	0.06	0.011 (J)	0.029 (J)	0.048	0.038 (J)
2/13/2024	0.02 (J)	0.051	<0.04	0.023 (J)	0.045	0.037 (J)

ND substitution: RL or RL/2 if <15% NDs.

Time Series

Constituent: Boron (mg/L) Analysis Run 5/21/2024 8:08 PM

Plant Hammond Client: Southern Company Data: Hammond AP-2

	HGWA-44D (bg)	HGWA-5 (bg)	HGWA-6 (bg)	HGWC-14	HGWC-15	HGWC-16
5/19/2016		<0.04				
5/20/2016			0.0363 (J)			
5/23/2016				15.4	2.02	1.36
7/11/2016		0.0052 (J)	0.0179 (J)			
7/12/2016				16	1.65	1.62
8/30/2016		0.0068 (J)	0.014 (J)			
9/1/2016				12.3	1.93	1.31
10/20/2016		0.0135 (J)	0.0197 (J)			
10/24/2016				13.7	1.93	
10/25/2016						1.27
12/7/2016				16.5	2.23	1.42
12/8/2016		0.0083 (J)	0.0159 (J)			
1/24/2017		0.0072 (J)	<0.2			
1/26/2017				19.2	2.31	1.19
3/21/2017		<0.04	0.0166 (J)			
3/22/2017						1.32
3/23/2017				23.1	2.72	
5/23/2017		0.0095 (J)	0.0167 (J)			
5/24/2017				25.8	2.26	1.67
10/3/2017		0.0071 (J)	0.017 (J)			
10/4/2017				20.5	2	1.43
6/5/2018		0.0066 (J)	0.016 (J)			
6/6/2018				16.7	2.4	1.9
10/2/2018		0.0081 (J)	0.014 (J)			
10/3/2018				16.4	2.4	1.7
4/2/2019		0.0052 (J)	0.013 (J)			
4/4/2019					2.3	2.1
4/5/2019				12.5		
9/24/2019		0.0088 (J)	0.016 (J)	14.7	2.9	
9/25/2019						2.7
3/25/2020			0.021 (J)			
3/26/2020		0.0072 (J)			2.1	
3/30/2020				11.7		2.4
9/15/2020		0.012 (J)	0.016 (J)			
9/16/2020	0.23					
9/17/2020					2.2	2.4
9/18/2020				11		
11/10/2020	0.29					
12/15/2020	0.31					
1/19/2021	0.4					
3/10/2021	0.39					
3/11/2021		0.0075 (J)	0.018 (J)			
3/16/2021					2.4	
3/17/2021				11.8		2.7
8/12/2021		0.0092 (J)	0.014 (J)			
8/13/2021	0.31					
8/18/2021				8.6		
8/19/2021					2.1	2.5
2/1/2022	0.44					
2/7/2022		<0.04	0.019 (J)			
2/8/2022					1.9	2.6
2/9/2022				9.9		

ND substitution: RL or RL/2 if <15% NDs.

Time Series

Constituent: Boron (mg/L) Analysis Run 5/21/2024 8:08 PM

Plant Hammond Client: Southern Company Data: Hammond AP-2

	HGWA-44D (bg)	HGWA-5 (bg)	HGWA-6 (bg)	HGWC-14	HGWC-15	HGWC-16
8/2/2022	0.31					
8/10/2022		0.011 (J)	0.015 (J)			2.2
8/11/2022				8.8	2.1	
1/24/2023	0.44					
1/27/2023		<0.04	0.013 (J)			
2/1/2023				7.7	2	2.8
8/8/2023	0.55	0.025 (J)	0.017 (J)			
8/13/2023				6.9	1.6	2.2
2/13/2024	0.49	<0.04	0.015 (J)			
2/17/2024				7.3	1.8	
2/18/2024						2.3

ND substitution: RL or RL/2 if <15% NDs.

Time Series

Constituent: Boron (mg/L) Analysis Run 5/21/2024 8:08 PM

Plant Hammond Client: Southern Company Data: Hammond AP-2

	HGWC-17	HGWC-18	MW-21D	MW-22	MW-23D	MW-33
5/23/2016	5.7					
5/24/2016		9.33				
7/12/2016	9.58	11.9				
9/1/2016	5.76	8.8				
10/25/2016	5.38	8.5				
12/7/2016	5.74					
12/8/2016		7.15				
1/26/2017	5.78	9.17				
3/22/2017	5.52					
3/23/2017		10.6				
5/25/2017	8.58	13.2				
10/4/2017	6.8	10				
6/5/2018		8.4				
6/6/2018	6.3					
10/3/2018	6.9	9.3				
4/4/2019			5.2			
4/5/2019	5.9	6.4		2.1	3	
9/25/2019	8.1	11.7	6.4			
9/26/2019					3.8	
9/27/2019				2.9		
1/22/2020						11.2
3/27/2020				2.4		
3/31/2020	6.9	9.4				
4/1/2020			6.3		3.5	11.6
6/17/2020			5.8			10.3
9/15/2020		9.4				
9/16/2020	6.7					
9/17/2020				2.3	2.7	
9/21/2020			5.6			9
3/17/2021				2.7	3.4	
3/18/2021	6.8	8.9	5.7			10.2
8/18/2021	5.3					9.1
8/19/2021		8.6	5.4	2.5	3.4	
2/8/2022	7.8	8.1	5.9	3.2		8.4
2/10/2022					3.2	
8/10/2022	6.9	8.4				8
8/11/2022			5	2.5	3.3	
1/27/2023			3.6			4.6
1/30/2023	6.8			2.4		
2/1/2023		5.9			3	
8/12/2023			2.8			
8/13/2023	6.2	7.7		2.3	2.7	6.6
2/17/2024	5.7					
2/18/2024		7	2.3	2.2	2.8	5.4

Time Series

Constituent: Boron (mg/L) Analysis Run 5/21/2024 8:08 PM

Plant Hammond Client: Southern Company Data: Hammond AP-2

	MW-34D	MW-35	MW-37D	MW-51
6/18/2020	9.4	11.9	0.14	
9/21/2020		12.3		
9/23/2020	10.2		0.12	
3/12/2021			0.15	
3/19/2021		11.9		
8/16/2021	8.2			
8/18/2021		11.2	0.2	9.7
2/8/2022		10.8	0.14	10.5
2/9/2022	9.6			
8/10/2022	10.2		0.11	
8/11/2022		9.6		8.2
1/30/2023	8		0.15	
2/1/2023		8.7		8.3
8/12/2023	7.2	8.4		7.4
8/13/2023			0.14	
2/18/2024	8.1		0.12	
2/19/2024		8.4		7.9

Time Series

Constituent: Cadmium (mg/L) Analysis Run 5/21/2024 8:08 PM

Plant Hammond Client: Southern Company Data: Hammond AP-2

	HGWA-1 (bg)	HGWA-2 (bg)	HGWA-3 (bg)	HGWA-4 (bg)	HGWA-42D (bg)	HGWA-43D (bg)
5/19/2016	<0.0005	<0.0005	<0.0005	<0.0005		
7/11/2016	<0.0005	<0.0005		<0.0005		
7/12/2016			<0.0005			
8/30/2016	<0.0005	<0.0005	<0.0005	<0.0005		
10/19/2016	<0.0005	<0.0005	<0.0005	<0.0005		
12/6/2016	<0.0005	<0.0005	<0.0005	<0.0005		
1/24/2017	<0.0005	0.0001 (J)	<0.0005	<0.0005		
3/21/2017	<0.0005	7E-05 (J)	<0.0005	<0.0005		
5/22/2017	<0.0005	0.0001 (J)	<0.0005			
5/23/2017				<0.0005		
4/2/2018	<0.0005	<0.0005		<0.0005		
4/3/2018			<0.0005			
6/4/2018	<0.0005	0.00014 (J)	<0.0005	<0.0005		
10/1/2018	<0.0005	<0.0005	<0.0005	<0.0005		
3/11/2019				<0.0005		
3/12/2019	<0.0005	0.00013 (J)	<0.0005			
4/1/2019			<0.0005			
4/2/2019	<0.0005	0.00015 (J)		<0.0005		
9/23/2019	<0.0005	<0.0005	<0.0005			
9/24/2019				<0.0005		
3/2/2020	<0.0005	<0.0005	<0.0005	<0.0005		
3/25/2020	<0.0005	0.00014 (J)	<0.0005			
3/26/2020				<0.0005		
9/15/2020	<0.0005	0.00012 (J)	<0.0005	<0.0005		
9/16/2020						<0.0005
9/17/2020					<0.0005	
11/10/2020						<0.0005
11/11/2020					<0.0005	
12/15/2020					<0.0005	<0.0005
1/19/2021						<0.0005
1/20/2021					<0.0005	
2/8/2021	<0.0005			<0.0005	<0.0005	
2/9/2021		0.00016 (J)	<0.0005			<0.0005
3/10/2021	<0.0005			<0.0005	<0.0005	
3/11/2021		<0.0005	<0.0005			<0.0005
8/11/2021	<0.0005					<0.0005
8/12/2021		0.00014 (J)	<0.0005	<0.0005	<0.0005	
2/1/2022	<0.0005	0.00017 (J)	<0.0005			<0.0005
2/7/2022				<0.0005	<0.0005	
8/2/2022	<0.0005	0.00023 (J)	<0.0005	<0.0005		<0.0005
8/9/2022					<0.0005	
1/23/2023			<0.0005	<0.0005	<0.0005	
1/24/2023	<0.0005	0.00021 (J)				<0.0005
8/8/2023	<0.0005	0.00026 (J)	<0.0005	<0.0005	<0.0005	<0.0005
2/13/2024	<0.0005	0.00027 (J)	<0.0005	<0.0005	<0.0005	<0.0005

ND substitution: RL or RL/2 if <15% NDs.

Time Series

Constituent: Cadmium (mg/L) Analysis Run 5/21/2024 8:08 PM

Plant Hammond Client: Southern Company Data: Hammond AP-2

	HGWA-44D (bg)	HGWA-5 (bg)	HGWA-6 (bg)	HGWC-14	HGWC-15	HGWC-16
5/19/2016		<0.0005				
5/20/2016			<0.0005			
5/23/2016				0.000139 (J)	0.00271 (J)	<0.0005
7/11/2016		<0.0005	<0.0005			
7/12/2016				<0.0005	0.0019	<0.0005
8/30/2016		<0.0005	<0.0005			
9/1/2016				0.0001 (J)	0.0017	<0.0005
10/20/2016		<0.0005	<0.0005			
10/24/2016				0.0002 (J)	0.0018	
10/25/2016						<0.0005
12/7/2016				0.0001 (J)	0.0018	<0.0005
12/8/2016		<0.0005	<0.0005			
1/24/2017		<0.0005	<0.0005			
1/26/2017				0.0001 (J)	0.0013	<0.0005
3/21/2017		<0.0005	<0.0005			
3/22/2017						<0.0005
3/23/2017				0.0002 (J)	0.002	
5/23/2017		<0.0005	<0.0005			
5/24/2017				0.0001 (J)	0.0041	<0.0005
4/3/2018		<0.0005	<0.0005		0.0022	<0.0005
4/4/2018				<0.0005		
6/5/2018		<0.0005	<0.0005			
6/6/2018				0.00012 (J)	0.0021	<0.0005
10/2/2018		<0.0005	<0.0005			
10/3/2018				0.0001 (J)	0.0026	<0.0005
3/12/2019		<0.0005	<0.0005			
3/14/2019				<0.0005	0.0024	
3/15/2019						<0.0005
4/2/2019		<0.0005	<0.0005			
4/4/2019					0.0018	<0.0005
4/5/2019				7.9E-05 (J)		
9/24/2019		<0.0005	<0.0005	<0.0005	0.0014 (J)	
9/25/2019						<0.0005
3/2/2020		<0.0005	<0.0005			
3/3/2020				<0.0005	0.0015 (J)	<0.0005
3/25/2020			<0.0005			
3/26/2020		<0.0005			0.0016 (J)	
3/30/2020				<0.0005		<0.0005
9/15/2020		<0.0005	<0.0005			
9/16/2020	<0.0005					
9/17/2020					0.0016 (J)	<0.0005
9/18/2020				<0.0005		
11/10/2020	<0.0005					
12/15/2020	<0.0005					
1/19/2021	<0.0005					
2/9/2021	<0.0005	<0.0005	<0.0005			
2/10/2021						<0.0005
2/11/2021				<0.0005		
2/12/2021					0.0014 (J)	
3/10/2021	<0.0005					
3/11/2021		<0.0005	<0.0005			
3/16/2021					0.0011	

ND substitution: RL or RL/2 if <15% NDs.

Time Series

Constituent: Cadmium (mg/L) Analysis Run 5/21/2024 8:08 PM

Plant Hammond Client: Southern Company Data: Hammond AP-2

	HGWA-44D (bg)	HGWA-5 (bg)	HGWA-6 (bg)	HGWC-14	HGWC-15	HGWC-16
3/17/2021				<0.0005		<0.0005
8/12/2021		<0.0005	<0.0005			
8/13/2021	<0.0005					
8/18/2021				0.00013 (J)		
8/19/2021					0.0012	<0.0005
2/1/2022	<0.0005					
2/7/2022		<0.0005	<0.0005			
2/8/2022					0.0011	<0.0005
2/9/2022				<0.0005		
8/2/2022	<0.0005					
8/10/2022		<0.0005	<0.0005			<0.0005
8/11/2022				<0.0005	0.00095	
1/24/2023	<0.0005					
1/27/2023		<0.0005	<0.0005			
2/1/2023				<0.0005	0.00088	<0.0005
8/8/2023	<0.0005	<0.0005	<0.0005			
8/13/2023				<0.0005	0.00033 (J)	<0.0005
2/13/2024	<0.0005	<0.0005	<0.0005			
2/17/2024				<0.0005	0.00084	
2/18/2024						<0.0005

ND substitution: RL or RL/2 if <15% NDs.

Time Series

Constituent: Cadmium (mg/L) Analysis Run 5/21/2024 8:08 PM

Plant Hammond Client: Southern Company Data: Hammond AP-2

	HGWC-17	HGWC-18	MW-21D	MW-22	MW-23D	MW-33
5/23/2016	<0.0005					
5/24/2016		<0.02				
7/12/2016	<0.0005	0.0022				
9/1/2016	<0.0005	0.0024				
10/25/2016	<0.0005	0.0022				
12/7/2016	<0.0005					
12/8/2016		0.0024				
1/26/2017	<0.0005	0.0025				
3/22/2017	7E-05 (J)					
3/23/2017		0.0025				
5/25/2017	<0.0005	0.0027				
4/3/2018	<0.0005	0.0022				
6/5/2018		0.0022				
6/6/2018	<0.0005					
10/3/2018	<0.0005	0.0027				
3/14/2019		0.0019			<0.0025	
3/15/2019	<0.0005		<0.0005	0.00082 (J)		
4/4/2019			<0.0005			
4/5/2019	<0.0005	0.0017		0.00064 (J)	<0.0025	
9/25/2019	<0.0005	0.0023 (J)	<0.0005			
9/26/2019					<0.0025	
9/27/2019				0.0014 (J)		
3/2/2020				0.0021 (J)	<0.0025	
3/3/2020	<0.0005	0.0021 (J)	<0.0005			
3/27/2020				0.0019 (J)		
3/31/2020	<0.0005	0.0017 (J)				
4/1/2020			<0.0005		<0.0025	0.00022 (J)
6/17/2020			<0.0005			0.00021 (J)
9/15/2020		0.0019 (J)				
9/16/2020	<0.0005					
9/17/2020				0.0021 (J)	0.0006 (J)	
9/21/2020			<0.0005			0.00016 (J)
2/11/2021	<0.0005	0.0016 (J)	<0.0005			
2/12/2021					0.00045 (J)	0.00017 (J)
2/15/2021				0.002 (J)		
3/17/2021				0.0022	0.00057	
3/18/2021	<0.0005	0.0015	<0.0005			0.00019 (J)
8/18/2021	<0.0005					0.00017 (J)
8/19/2021		0.0014	<0.0005	0.0021	0.00012 (J)	
2/8/2022	<0.0005	0.00076	<0.0005	0.002		0.00013 (J)
2/10/2022					0.00024 (J)	
8/10/2022	<0.0005	0.0017				<0.0025
8/11/2022			<0.0005	0.002	0.00021 (J)	
1/27/2023			<0.0005			0.00017 (J)
1/30/2023	<0.0005			0.0017		
2/1/2023		0.001			0.00012 (J)	
8/12/2023			<0.0005			
8/13/2023	<0.0005	0.0017		0.002	0.00015 (J)	0.0002 (J)
2/17/2024	<0.0005					
2/18/2024		0.0015	<0.0005	0.0018	0.00017 (J)	0.00014 (J)

ND substitution: RL or RL/2 if <15% NDs.

Time Series

Constituent: Cadmium (mg/L) Analysis Run 5/21/2024 8:08 PM

Plant Hammond Client: Southern Company Data: Hammond AP-2

	MW-34D	MW-35	MW-37D	MW-51
6/18/2020	<0.0025	0.00053 (J)	<0.0005	
9/21/2020		0.001 (J)		
9/23/2020	<0.0025		<0.0005	
2/11/2021			<0.0005	
2/15/2021		0.0017 (J)		
3/12/2021			<0.0005	
3/19/2021		0.0018		
8/16/2021	0.00023 (J)			
8/18/2021		0.0015	<0.0005	0.00094
2/8/2022		0.0015	<0.0005	0.00024 (J)
2/9/2022	0.00072			
8/10/2022	0.00041 (J)		<0.0005	
8/11/2022		0.0013 (J)		0.00045 (J)
1/30/2023	0.00047 (J)		<0.0005	
2/1/2023		0.0017		0.0016
8/12/2023	0.0029	0.0012		0.00019 (J)
8/13/2023			<0.0005	
2/18/2024	0.0008		<0.0005	
2/19/2024		0.0013		0.00067

ND substitution: RL or RL/2 if <15% NDs.

Time Series

Constituent: Calcium (mg/L) Analysis Run 5/21/2024 8:08 PM

Plant Hammond Client: Southern Company Data: Hammond AP-2

	HGWA-1 (bg)	HGWA-2 (bg)	HGWA-3 (bg)	HGWA-4 (bg)	HGWA-42D (bg)	HGWA-43D (bg)
5/19/2016	138	22.9	76.2	48.4		
7/11/2016	97.2	22.3		73		
7/12/2016			61.5			
8/30/2016	97.5	26.4	65.1	85.7		
10/19/2016	99.2	21.7	73.2	89.7		
12/6/2016	105	18.2	74.9	80		
1/24/2017	95.7	18.5	69.6	30.8		
3/21/2017	106	18.6	75.7	34		
5/22/2017	107	17.8	71.5			
5/23/2017				43		
10/3/2017	102	20.2	76.3	46.9		
6/4/2018	124	19.1	73.4	81.9		
10/1/2018	108	20.5 (J)	80.9	22 (J)		
4/1/2019			80.5			
4/2/2019	132	22.5 (J)		76		
9/23/2019	118	19.5	71			
9/24/2019				36.6		
3/25/2020	127	23	89.8			
3/26/2020				14.9		
9/15/2020	103	21.1	73.1	20.4		
9/16/2020						56
9/17/2020					43.8	
11/10/2020						63.3
11/11/2020					44.4	
12/15/2020					47.3	62.6
1/19/2021						60.1
1/20/2021					41.8	
3/10/2021	111			5.9	43.4	
3/11/2021		43.8	83.8			59.6
8/11/2021	113					61
8/12/2021		21.9	84	5.4	43.6	
2/1/2022	106	27.2	85.1			55.9
2/7/2022				5.9	48.7	
8/2/2022	117	31.2	84.6	6		54.1
8/9/2022					44.1	
1/23/2023			85	24	43.7	
1/24/2023	117	29.4				56.6
8/8/2023	118	30.7	78.3	35.7	40.7	52.8
2/13/2024	116	38.8	83.6	31.1	47.7	53.3

Time Series

Constituent: Calcium (mg/L) Analysis Run 5/21/2024 8:08 PM

Plant Hammond Client: Southern Company Data: Hammond AP-2

	HGWA-44D (bg)	HGWA-5 (bg)	HGWA-6 (bg)	HGWC-14	HGWC-15	HGWC-16
5/19/2016		35.5				
5/20/2016			56.1			
5/23/2016				664	184	146
7/11/2016		35.4	49.3			
7/12/2016				528	186	142
8/30/2016		28	53.9			
9/1/2016				586	189	141
10/20/2016		26.7	50.7			
10/24/2016				564	200	
10/25/2016						138
12/7/2016				590	203	146
12/8/2016		23.5	49.2			
1/24/2017		24.5	48.3			
1/26/2017				558	212	139
3/21/2017		30.8	51.3			
3/22/2017						150
3/23/2017				652	229	
5/23/2017		24.2	49.1			
5/24/2017				617	265	153
10/3/2017		29	55.1			
10/4/2017				644	230	156
6/5/2018		27.8	54.5			
6/6/2018				606	250	177
10/2/2018		28.9	54.7			
10/3/2018				558	234	160
4/2/2019		26.3	49.7			
4/4/2019					214	196
4/5/2019				606		
9/24/2019		29.3	52.5	507	202	
9/25/2019						185
3/25/2020			58.1			
3/26/2020		27.8			240	
3/30/2020				600		208
9/15/2020		27.9	49.9			
9/16/2020	30					
9/17/2020					188	190
9/18/2020				623		
11/10/2020	33.6					
12/15/2020	28.7					
1/19/2021	33					
3/10/2021	18.3					
3/11/2021		28.3	53.1			
3/16/2021					196	
3/17/2021				572		198
8/12/2021		32	54.7			
8/13/2021	28.9					
8/18/2021				583		
8/19/2021					203	207
2/1/2022	24.8					
2/7/2022		30	53.4			
2/8/2022					186	218
2/9/2022				571		

Time Series

Constituent: Calcium (mg/L) Analysis Run 5/21/2024 8:08 PM

Plant Hammond Client: Southern Company Data: Hammond AP-2

	HGWA-44D (bg)	HGWA-5 (bg)	HGWA-6 (bg)	HGWC-14	HGWC-15	HGWC-16
8/2/2022	20.9					
8/10/2022		27.4	55.7			207
8/11/2022				519	210	
1/24/2023	13.2					
1/27/2023		28.5	55.4			
2/1/2023				464	174	216
8/8/2023	8.1	54.4	27.9			
8/13/2023				418	182	187
2/13/2024	9.9	20.6	55.4			
2/17/2024				418	175	
2/18/2024						199

Time Series

Constituent: Calcium (mg/L) Analysis Run 5/21/2024 8:08 PM

Plant Hammond Client: Southern Company Data: Hammond AP-2

	HGWC-17	HGWC-18	MW-21D	MW-22	MW-23D	MW-33
5/23/2016	225					
5/24/2016		403				
7/12/2016	199	328				
9/1/2016	213	379				
10/25/2016	206	362				
12/7/2016	212					
12/8/2016		366				
1/26/2017	198	394				
3/22/2017	239					
3/23/2017		440				
5/25/2017	292	492				
10/4/2017	305	470				
6/5/2018		425				
6/6/2018	299					
10/3/2018	286	421				
4/4/2019			427			
4/5/2019	340	400		178	352	
9/25/2019	305	437	420			
9/26/2019					306	
9/27/2019				202		
1/22/2020						638
3/27/2020				212		
3/31/2020	328	418				
4/1/2020			438		342	567
6/17/2020			434			561
9/15/2020		430				
9/16/2020	277					
9/17/2020				203	361	
9/21/2020			428			562
3/17/2021				200	341	
3/18/2021	266	407	382			574
8/18/2021	281					549
8/19/2021		416	365	203	307	
2/8/2022	280	418	366	221		548
2/10/2022					288	
8/10/2022	316	433				498
8/11/2022			430	198	315	
1/27/2023			281			371
1/30/2023	286			189		
2/1/2023		288			294	
8/12/2023			167			
8/13/2023	261	355		305	343	418
2/17/2024	199					
2/18/2024		347	104	186	286	337

Time Series

Constituent: Calcium (mg/L) Analysis Run 5/21/2024 8:08 PM

Plant Hammond Client: Southern Company Data: Hammond AP-2

	MW-34D	MW-35	MW-37D	MW-51
6/18/2020	584	517	165	
9/21/2020		503		
9/23/2020	556		158	
3/12/2021			170	
3/19/2021		552		
8/16/2021	554			
8/18/2021		546	180	532
2/8/2022		519	167	537
2/9/2022	557			
8/10/2022	585		113	
8/11/2022		499		521
1/30/2023	558		74.6	
2/1/2023		503		492
8/12/2023	469	455		485
8/13/2023			57	
2/18/2024	458		52.7	
2/19/2024		473		486

Time Series

Constituent: Chloride (mg/L) Analysis Run 5/21/2024 8:08 PM

Plant Hammond Client: Southern Company Data: Hammond AP-2

	HGWA-1 (bg)	HGWA-2 (bg)	HGWA-3 (bg)	HGWA-4 (bg)	HGWA-42D (bg)	HGWA-43D (bg)
5/19/2016	9.94	6.14	5.93	4.56		
7/11/2016	6.3	5.9		5		
7/12/2016			6.2			
8/30/2016	6	6.2	6.4	4.9		
10/19/2016	5.8	6.1	6.5	4.6		
12/6/2016	5.4	6	7.2	4.5		
1/24/2017	5.2	6.1	6.4	4.7		
3/21/2017	4.6	5.9	7.5	4.3		
5/22/2017	4.6	5.9	6.5			
5/23/2017				4.5		
10/3/2017	5.6	6.3	6.5	4.8		
6/4/2018	13.1	6.1	6.3	4.5		
10/1/2018	6.6	6.4	6.4	3.8		
4/1/2019			6.5			
4/2/2019	20.3	5.8		4.4		
9/23/2019	17.7	5.1	5.9			
9/24/2019				3.6		
3/25/2020	20.4	5.2	6.1			
3/26/2020				3.4		
9/15/2020	13.4	5	6	3.3		
9/16/2020						4.1
9/17/2020					5.8	
11/10/2020						4.4
11/11/2020					3.1	
12/15/2020					3.2	4.7
1/19/2021						4.1
1/20/2021					2.8	
3/10/2021	7.4			2.9	3	
3/11/2021		5.1	5.9			4.5
8/11/2021	9.6					3.5
8/12/2021		5.2	4.8	2.4	2.6	
2/1/2022	7.5	7	5.7			4.1
2/7/2022				2.4	3.1	
8/2/2022	14.1	7.8	5.9	2.9		4.3
8/9/2022					3.7	
1/23/2023			5.6	1.6	3.3	
1/24/2023	9	7.1				4.3
8/8/2023	26	6.6	5.3	2.6	3.2	3.5
2/13/2024	10	6.3	5.3	1.4	4.1	3.9

Time Series

Constituent: Chloride (mg/L) Analysis Run 5/21/2024 8:08 PM

Plant Hammond Client: Southern Company Data: Hammond AP-2

	HGWA-44D (bg)	HGWA-5 (bg)	HGWA-6 (bg)	HGWC-14	HGWC-15	HGWC-16
5/19/2016		1.57				
5/20/2016			1.35			
5/23/2016				659	209	25.8
7/11/2016		2	1.7			
7/12/2016				620	190	34
8/30/2016		2	1.6			
9/1/2016				510	200	34
10/20/2016		2.2	1.6			
10/24/2016				110	200	
10/25/2016						35
12/7/2016				510	240	38
12/8/2016		2	1.6			
1/24/2017		1.6	1.9			
1/26/2017				640	260	41
3/21/2017		2	1.3			
3/22/2017						41
3/23/2017				600	280	
5/23/2017		1.7	1.2			
5/24/2017				510	240	44
10/3/2017		1.7	2.1			
10/4/2017				420	210	50
6/5/2018		1.6	1.2			
6/6/2018				357	196	50.6
10/2/2018		2.4	1.7			
10/3/2018				368	200	49.9
4/2/2019		1.7	1.6			
4/4/2019					138	76.8
4/5/2019				227		
9/24/2019		1.7	1.3	188	120	
9/25/2019						84.4
3/25/2020			1.2			
3/26/2020		1.4			142	
3/30/2020				236		80.2
9/15/2020		1.7	1.2			
9/16/2020	7.2					
9/17/2020					108	99.3
9/18/2020				288		
11/10/2020	7.8					
12/15/2020	9.4					
1/19/2021	9.5					
3/10/2021	12.3					
3/11/2021		1.4	1.2			
3/16/2021					103	
3/17/2021				233		93.8
8/12/2021		1.4	0.94 (J)			
8/13/2021	39.9					
8/18/2021				141		
8/19/2021					89.9	90.1
2/1/2022	44.8					
2/7/2022		1.4	1.1			
2/8/2022					76.6	96.4
2/9/2022				174		

Time Series

Constituent: Chloride (mg/L) Analysis Run 5/21/2024 8:08 PM

Plant Hammond Client: Southern Company Data: Hammond AP-2

	HGWA-44D (bg)	HGWA-5 (bg)	HGWA-6 (bg)	HGWC-14	HGWC-15	HGWC-16
8/2/2022	19.8					
8/10/2022		2.1	1.3			98.3
8/11/2022				147	89.2	
1/24/2023	24.9					
1/27/2023		1.6	1.4			
2/1/2023				108	85	112
8/8/2023	27	1.3	2.1			
8/13/2023				95.8	78.2	89.1
2/13/2024	27.7	1.8	1.4			
2/17/2024				88.9	70.2	
2/18/2024						87.5

Time Series

Constituent: Chloride (mg/L) Analysis Run 5/21/2024 8:08 PM

Plant Hammond Client: Southern Company Data: Hammond AP-2

	HGWC-17	HGWC-18	MW-21D	MW-22	MW-23D	MW-33
5/23/2016	94					
5/24/2016		280				
7/12/2016	100	300				
9/1/2016	95	270				
10/25/2016	98	290				
12/7/2016	89					
12/8/2016		300				
1/26/2017	99	340				
3/22/2017	100					
3/23/2017		350				
5/25/2017	99	290				
10/4/2017	130	260				
6/5/2018		261				
6/6/2018	166					
10/3/2018	193	302				
4/4/2019			299			
4/5/2019	195	217		131	195	
9/25/2019	139	181	245			
9/26/2019					204	
9/27/2019				176		
1/22/2020						231
3/27/2020				141		
3/31/2020	161	126				
4/1/2020			236		166	242
6/17/2020			223			250
9/15/2020		150				
9/16/2020	156					
9/17/2020				153	171	
9/21/2020			236			273
3/17/2021				127	151	
3/18/2021	138	90.2	208			199
8/18/2021	90.7					118
8/19/2021		95.8	173	118	137	
2/8/2022	117	105	196	110		166
2/10/2022					138	
8/10/2022	148	95.2				120
8/11/2022			216	125	124	
1/27/2023			167			83.4
1/30/2023	154			109		
2/1/2023		92.7			137	
8/12/2023			76.2			
8/13/2023	109	104		101	119	99
2/17/2024	81.7					
2/18/2024		99	29.7	98.8	116	65.5

Time Series

Constituent: Chloride (mg/L) Analysis Run 5/21/2024 8:08 PM

Plant Hammond Client: Southern Company Data: Hammond AP-2

	MW-34D	MW-35	MW-37D	MW-51
6/18/2020	259	229	151	
9/21/2020		257		
9/23/2020	294		166	
3/12/2021			124	
3/19/2021		250		
8/16/2021	264			
8/18/2021		149	122	123
2/8/2022		202	151	194
2/9/2022	251			
8/10/2022	185		84.8	
8/11/2022		172		144
1/30/2023	173		49.2	
2/1/2023		189		158
8/12/2023	157	181		139
8/13/2023			16.5	
2/18/2024	143		7.8	
2/19/2024		150		125

Time Series

Constituent: Chromium (mg/L) Analysis Run 5/21/2024 8:08 PM

Plant Hammond Client: Southern Company Data: Hammond AP-2

	HGWA-1 (bg)	HGWA-2 (bg)	HGWA-3 (bg)	HGWA-4 (bg)	HGWA-42D (bg)	HGWA-43D (bg)
5/19/2016	<0.005	<0.005	<0.005	<0.005		
7/11/2016	<0.005	<0.005		<0.005		
7/12/2016			<0.005			
8/30/2016	<0.005	<0.005	<0.005	<0.005		
10/19/2016	<0.005	<0.005	<0.005	<0.005		
12/6/2016	<0.005	<0.005	<0.005	<0.005		
1/24/2017	<0.005	<0.005	<0.005	<0.005		
3/21/2017	0.0005 (J)	<0.005	<0.005	0.0004 (J)		
5/22/2017	<0.005	<0.005	0.0007 (J)			
5/23/2017				<0.005		
4/2/2018	<0.005	<0.005		<0.005		
4/3/2018			<0.005			
3/11/2019				<0.005		
3/12/2019	<0.005	<0.005	<0.005			
4/1/2019			<0.005			
4/2/2019	<0.005	0.0079 (J)		0.019		
9/23/2019	<0.005	0.00058 (J)	<0.005			
9/24/2019				<0.005		
3/2/2020	<0.005	0.00041 (J)	<0.005	0.0004 (J)		
3/25/2020	0.00072 (J)	<0.005	<0.005			
3/26/2020				<0.005		
9/15/2020	<0.005	<0.005	<0.005	<0.005		
9/16/2020						<0.005
9/17/2020					<0.005	
11/10/2020						<0.005
11/11/2020					0.00063 (J)	
12/15/2020					0.0025 (J)	<0.005
1/19/2021						<0.005
1/20/2021					<0.005	
2/8/2021	<0.005			<0.005	0.00078 (J)	
2/9/2021		<0.005	<0.005			0.00095 (J)
3/10/2021	<0.005			<0.005	<0.005	
3/11/2021		<0.005	<0.005			<0.005
8/11/2021	<0.005					<0.005
8/12/2021		<0.005	<0.005	<0.005	<0.005	
2/1/2022	<0.005	<0.005	<0.005			<0.005
2/7/2022				<0.005	<0.005	
8/2/2022	<0.005	<0.005	<0.005	<0.005		<0.005
8/9/2022					<0.005	
1/23/2023			<0.005	<0.005	<0.005	
1/24/2023	<0.005	<0.005				<0.005
8/8/2023	<0.005	<0.005	<0.005	<0.005	<0.005	<0.005
2/13/2024	<0.005	<0.005	<0.005	<0.005	0.01	<0.005

ND substitution: RL or RL/2 if <15% NDs.

Time Series

Constituent: Chromium (mg/L) Analysis Run 5/21/2024 8:08 PM

Plant Hammond Client: Southern Company Data: Hammond AP-2

	HGWA-44D (bg)	HGWA-5 (bg)	HGWA-6 (bg)	HGWC-14	HGWC-15	HGWC-16
5/19/2016		<0.005				
5/20/2016			<0.005			
5/23/2016				<0.005	<0.005	<0.005
7/11/2016		<0.005	<0.005			
7/12/2016				<0.005	<0.005	<0.005
8/30/2016		<0.005	<0.005			
9/1/2016				<0.005	<0.005	<0.005
10/20/2016		<0.005	<0.005			
10/24/2016				<0.005	<0.005	
10/25/2016						<0.005
12/7/2016				<0.005	<0.005	<0.005
12/8/2016		<0.005	<0.005			
1/24/2017		<0.005	<0.005			
1/26/2017				<0.005	<0.005	<0.005
3/21/2017		<0.005	0.0007 (J)			
3/22/2017						0.0021 (J)
3/23/2017				<0.005	0.0005 (J)	
5/23/2017		<0.005	<0.005			
5/24/2017				<0.005	<0.005	<0.005
4/3/2018		<0.005	<0.005		<0.005	<0.005
4/4/2018				<0.005		
3/12/2019		<0.005	<0.005			
3/14/2019				<0.005	<0.005	
3/15/2019						<0.005
4/2/2019		<0.005	<0.005			
4/4/2019					<0.005	<0.005
4/5/2019				<0.005		
9/24/2019		<0.005	<0.005	<0.005	0.00041 (J)	
9/25/2019						<0.005
3/2/2020		0.0005 (J)	<0.005			
3/3/2020				0.00042 (J)	<0.005	0.00071 (J)
3/25/2020			<0.005			
3/26/2020		<0.005			<0.005	
3/30/2020				0.00066 (J)		0.0004 (J)
9/15/2020		<0.005	<0.005			
9/16/2020	0.0012 (J)					
9/17/2020					<0.005	<0.005
9/18/2020				<0.005		
11/10/2020	0.00089 (J)					
12/15/2020	0.00072 (J)					
1/19/2021	0.0011 (J)					
2/9/2021	0.00066 (J)	<0.005	<0.005			
2/10/2021						<0.005
2/11/2021				<0.005		
2/12/2021					<0.005	
3/10/2021	<0.005					
3/11/2021		0.0011 (J)	<0.005			
3/16/2021					0.0012 (J)	
3/17/2021				<0.005		<0.005
8/12/2021		<0.005	<0.005			
8/13/2021	0.0016 (J)					
8/18/2021				<0.005		

ND substitution: RL or RL/2 if <15% NDs.

Time Series

Constituent: Chromium (mg/L) Analysis Run 5/21/2024 8:08 PM

Plant Hammond Client: Southern Company Data: Hammond AP-2

	HGWA-44D (bg)	HGWA-5 (bg)	HGWA-6 (bg)	HGWC-14	HGWC-15	HGWC-16
8/19/2021					<0.005	<0.005
2/1/2022	0.0013 (J)					
2/7/2022		<0.005	<0.005			
2/8/2022					<0.005	<0.005
2/9/2022				<0.005		
8/2/2022	<0.005					
8/10/2022		<0.005	<0.005			<0.005
8/11/2022				<0.005	<0.005	
1/24/2023	<0.005					
1/27/2023		<0.005	<0.005			
2/1/2023				<0.005	<0.005	<0.005
8/8/2023	<0.005	<0.005	<0.005			
8/13/2023				<0.005	<0.005	<0.005
2/13/2024	<0.005	<0.005	<0.005			
2/17/2024				<0.005	<0.005	
2/18/2024						<0.005

ND substitution: RL or RL/2 if <15% NDs.

Time Series

Constituent: Chromium (mg/L) Analysis Run 5/21/2024 8:08 PM

Plant Hammond Client: Southern Company Data: Hammond AP-2

	HGWC-17	HGWC-18	MW-21D	MW-22	MW-23D	MW-33
5/23/2016	<0.005					
5/24/2016		<0.005				
7/12/2016	<0.005	<0.005				
9/1/2016	<0.005	<0.005				
10/25/2016	<0.005	<0.005				
12/7/2016	<0.005					
12/8/2016		<0.005				
1/26/2017	<0.005	<0.005				
3/22/2017	<0.005					
3/23/2017		0.0005 (J)				
5/25/2017	<0.005	<0.005				
4/3/2018	<0.005	<0.005				
3/14/2019		<0.005			<0.005	
3/15/2019	<0.005		<0.005	<0.005		
4/4/2019			<0.005			
4/5/2019	<0.005	<0.005		<0.005	<0.005	
9/25/2019	<0.005	<0.005	<0.005			
9/26/2019					<0.005	
9/27/2019				0.0004 (J)		
3/2/2020				<0.005	<0.005	
3/3/2020	0.0018 (J)	0.0004 (J)	<0.005			
3/27/2020				<0.005		
3/31/2020	<0.005	<0.005				
4/1/2020			<0.005		0.00086 (J)	0.00069 (J)
6/17/2020			0.00057 (J)			<0.005
9/15/2020		0.00063 (J)				
9/16/2020	<0.005					
9/17/2020				<0.005	<0.005	
9/21/2020			<0.005			<0.005
2/11/2021	0.00074 (J)	<0.005	<0.005			
2/12/2021					<0.005	<0.005
2/15/2021				<0.005		
3/17/2021				0.00075 (J)	0.00083 (J)	
3/18/2021	0.00069 (J)	<0.005	0.00074 (J)			<0.005
8/18/2021	<0.005					<0.005
8/19/2021		<0.005	<0.005	<0.005	<0.005	
2/8/2022	<0.005	<0.005	<0.005	<0.005		<0.005
2/10/2022					<0.005	
8/10/2022	<0.005	<0.005				<0.005
8/11/2022			<0.005	<0.005	<0.005	
1/27/2023			<0.005			<0.005
1/30/2023	<0.005			<0.005		
2/1/2023		<0.005			<0.005	
8/12/2023			<0.005			
8/13/2023	<0.005	<0.005		<0.005	<0.005	<0.005
2/17/2024	<0.005					
2/18/2024		<0.005	<0.005	<0.005	<0.005	<0.005

ND substitution: RL or RL/2 if <15% NDs.

Time Series

Constituent: Chromium (mg/L) Analysis Run 5/21/2024 8:08 PM

Plant Hammond Client: Southern Company Data: Hammond AP-2

	MW-34D	MW-35	MW-37D	MW-51
6/18/2020	0.0059 (J)	<0.005	0.0048 (J)	
9/21/2020		0.00079 (J)		
9/23/2020	<0.005		<0.005	
2/11/2021			0.0014 (J)	
2/15/2021		<0.005		
3/12/2021			<0.005	
3/19/2021		0.00083 (J)		
8/16/2021	<0.005			
8/18/2021		<0.005	<0.005	<0.005
2/8/2022		<0.005	<0.005	<0.005
2/9/2022	<0.005			
8/10/2022	<0.005		<0.005	
8/11/2022		<0.005		<0.005
1/30/2023	<0.005		<0.005	
2/1/2023		<0.005		<0.005
8/12/2023	<0.005	<0.005		<0.005
8/13/2023			<0.005	
2/18/2024	<0.005		<0.005	
2/19/2024		<0.005		<0.005

ND substitution: RL or RL/2 if <15% NDs.

Time Series

Constituent: Cobalt (mg/L) Analysis Run 5/21/2024 8:08 PM

Plant Hammond Client: Southern Company Data: Hammond AP-2

	HGWA-1 (bg)	HGWA-2 (bg)	HGWA-3 (bg)	HGWA-4 (bg)	HGWA-42D (bg)	HGWA-43D (bg)
5/19/2016	<0.005	0.0293	<0.005	<0.005		
7/11/2016	0.0004 (J)	0.0267		<0.005		
7/12/2016			<0.005			
8/30/2016	<0.005	0.028	<0.005	<0.005		
10/19/2016	<0.005	0.0201	<0.005	<0.005		
12/6/2016	<0.005	0.0184	<0.005	<0.005		
1/24/2017	<0.005	0.0206	<0.005	<0.005		
3/21/2017	<0.005	0.0251	<0.005	<0.005		
5/22/2017	<0.005	0.0263	<0.005			
5/23/2017				<0.005		
4/2/2018	<0.005	0.019		<0.005		
4/3/2018			<0.005			
6/4/2018	<0.005	0.025	<0.005	<0.005		
10/1/2018	<0.005	0.026	<0.005	<0.005		
3/11/2019				<0.005		
3/12/2019	<0.005	0.017	<0.005			
4/1/2019			<0.005			
4/2/2019	<0.005	0.019		<0.005		
9/23/2019	<0.005	0.038	<0.005			
9/24/2019				<0.005		
3/2/2020	<0.005	0.019	<0.005	0.00063 (J)		
3/25/2020	<0.005	0.02	<0.005			
3/26/2020				0.00058 (J)		
9/15/2020	<0.005	0.021	<0.005	<0.005		
9/16/2020						<0.005
9/17/2020					<0.005	
11/10/2020						<0.005
11/11/2020					<0.005	
12/15/2020					0.00049 (J)	<0.005
1/19/2021						<0.005
1/20/2021					<0.005	
2/8/2021	<0.005			0.00074 (J)	<0.005	
2/9/2021		0.02	<0.005			<0.005
3/10/2021	<0.005			0.00065 (J)	<0.005	
3/11/2021		0.013	<0.005			<0.005
8/11/2021	<0.005					<0.005
8/12/2021		0.022	<0.005	0.0007 (J)	<0.005	
2/1/2022	<0.005	0.025	<0.005			<0.005
2/7/2022				0.00068 (J)	<0.005	
8/2/2022	0.00054 (J)	0.024	<0.005	0.00066 (J)		<0.005
8/9/2022					<0.005	
1/23/2023			<0.005	0.00049 (J)	<0.005	
1/24/2023	<0.005	0.024				<0.005
8/8/2023	0.0008 (J)	0.029	<0.005	0.00041 (J)	<0.005	<0.005
2/13/2024	<0.005	0.022	<0.005	0.00056 (J)	<0.005	<0.005

ND substitution: RL or RL/2 if <15% NDs.

Time Series

Constituent: Cobalt (mg/L) Analysis Run 5/21/2024 8:08 PM

Plant Hammond Client: Southern Company Data: Hammond AP-2

	HGWA-44D (bg)	HGWA-5 (bg)	HGWA-6 (bg)	HGWC-14	HGWC-15	HGWC-16
5/19/2016		<0.005				
5/20/2016			<0.005			
5/23/2016				<0.25	0.0419 (J)	<0.005
7/11/2016		0.001 (J)	<0.005			
7/12/2016				0.0232	0.0393	<0.005
8/30/2016		0.001 (J)	<0.005			
9/1/2016				0.0248	0.045	<0.005
10/20/2016		0.0008 (J)	<0.005			
10/24/2016				0.0253	0.0557	
10/25/2016						<0.005
12/7/2016				0.0269	0.0536	<0.005
12/8/2016		0.0006 (J)	<0.005			
1/24/2017		0.0006 (J)	<0.005			
1/26/2017				0.0294	0.055	<0.005
3/21/2017		0.0008 (J)	<0.005			
3/22/2017						<0.005
3/23/2017				0.0311	0.0715	
5/23/2017		0.0006 (J)	<0.005			
5/24/2017				0.0279	0.0446	<0.005
4/3/2018		<0.005	<0.005		0.032	<0.005
4/4/2018				0.025		
6/5/2018		<0.005	<0.005			
6/6/2018				0.027	0.032	<0.005
10/2/2018		<0.005	<0.005			
10/3/2018				0.023	0.051	<0.005
3/12/2019		0.00099 (J)	<0.005			
3/14/2019				0.025	0.038	
3/15/2019						<0.005
4/2/2019		0.0012 (J)	<0.005			
4/4/2019					0.035	0.00028 (J)
4/5/2019				0.021		
9/24/2019		0.00063 (J)	<0.005	0.026	0.022	
9/25/2019						<0.005
3/2/2020		0.00093 (J)	<0.005			
3/3/2020				0.029	0.03	0.00037 (J)
3/25/2020			<0.005			
3/26/2020		0.0013 (J)			0.022	
3/30/2020				0.028		<0.005
9/15/2020		0.00047 (J)	<0.005			
9/16/2020	<0.005					
9/17/2020					0.026	<0.005
9/18/2020				0.027		
11/10/2020	<0.005					
12/15/2020	<0.005					
1/19/2021	<0.005					
2/9/2021	<0.005	0.00071 (J)	<0.005			
2/10/2021						<0.005
2/11/2021				0.033		
2/12/2021					0.019	
3/10/2021	<0.005					
3/11/2021		0.0013 (J)	<0.005			
3/16/2021					0.018	

ND substitution: RL or RL/2 if <15% NDs.

Time Series

Constituent: Cobalt (mg/L) Analysis Run 5/21/2024 8:08 PM

Plant Hammond Client: Southern Company Data: Hammond AP-2

	HGWA-44D (bg)	HGWA-5 (bg)	HGWA-6 (bg)	HGWC-14	HGWC-15	HGWC-16
3/17/2021				0.034		<0.005
8/12/2021		<0.005	<0.005			
8/13/2021	<0.005					
8/18/2021				0.033		
8/19/2021					0.011	<0.005
2/1/2022	<0.005					
2/7/2022		0.00055 (J)	<0.005			
2/8/2022					0.0081	<0.005
2/9/2022				0.038		
8/2/2022	<0.005					
8/10/2022		<0.005	<0.005			<0.005
8/11/2022				0.037	0.0088	
1/24/2023	<0.005					
1/27/2023		0.00063 (J)	<0.005			
2/1/2023				0.035	0.0091	<0.005
8/8/2023	<0.005	<0.005	<0.005			
8/13/2023				0.036	0.0016 (J)	<0.005
2/13/2024	<0.005	0.00039 (J)	<0.005			
2/17/2024				0.038	0.0058	
2/18/2024						<0.005

ND substitution: RL or RL/2 if <15% NDs.

Time Series

Constituent: Cobalt (mg/L) Analysis Run 5/21/2024 8:08 PM

Plant Hammond Client: Southern Company Data: Hammond AP-2

	HGWC-17	HGWC-18	MW-21D	MW-22	MW-23D	MW-33
5/23/2016	0.0167					
5/24/2016		0.17 (J)				
7/12/2016	0.0148	0.168				
9/1/2016	0.0151	0.18				
10/25/2016	0.0141	0.188				
12/7/2016	0.0141					
12/8/2016		0.206				
1/26/2017	0.0154	0.195				
3/22/2017	0.0169					
3/23/2017		0.223				
5/25/2017	0.0154	0.209				
4/3/2018	0.016	0.19				
6/5/2018		0.19				
6/6/2018	0.018					
10/3/2018	0.016	0.19				
3/14/2019		0.16			0.0013 (J)	
3/15/2019	0.017		<0.005	0.028		
4/4/2019			0.00034 (J)			
4/5/2019	0.016	0.14		0.022	0.0012 (J)	
9/25/2019	0.015	0.18	<0.005			
9/26/2019					0.00098 (J)	
9/27/2019				0.035		
1/22/2020						0.052
3/2/2020				0.043	0.0011 (J)	
3/3/2020	0.016	0.15	<0.005			
3/27/2020				0.025		
3/31/2020	0.016	0.16				
4/1/2020			<0.005		0.0011 (J)	0.058
6/17/2020			<0.005			0.053
9/15/2020		0.16				
9/16/2020	0.013					
9/17/2020				0.029	0.00096 (J)	
9/21/2020			<0.005			0.047
2/11/2021	0.012	0.14	<0.005			
2/12/2021					0.001 (J)	0.055
2/15/2021				0.038		
3/17/2021				0.039	0.0011 (J)	
3/18/2021	0.012	0.14	<0.005			0.057
8/18/2021	0.009					0.054
8/19/2021		0.15	<0.005	0.022	0.00089 (J)	
2/8/2022	0.0066	0.16	<0.005	0.034		0.048
2/10/2022					0.001 (J)	
8/10/2022	0.012	0.16				0.046
8/11/2022			<0.005	0.015	0.00088 (J)	
1/27/2023			<0.005			0.034
1/30/2023	0.011			0.027		
2/1/2023		0.11			0.00081 (J)	
8/12/2023			<0.005			
8/13/2023	0.009	0.14		0.0089	0.00073 (J)	0.061
2/17/2024	0.0036 (J)					
2/18/2024		0.15	<0.005	0.019	0.00086 (J)	0.042

ND substitution: RL or RL/2 if <15% NDs.

Time Series

Constituent: Cobalt (mg/L) Analysis Run 5/21/2024 8:08 PM

Plant Hammond Client: Southern Company Data: Hammond AP-2

	MW-34D	MW-35	MW-37D	MW-51
6/18/2020	0.011	0.091	0.0015 (J)	
9/21/2020		0.084		
9/23/2020	0.0056		<0.005	
2/11/2021			0.00048 (J)	
2/15/2021		0.095		
3/12/2021			<0.005	
3/19/2021		0.1		
8/16/2021	0.0093			
8/18/2021		0.085	<0.005	0.03
2/8/2022		0.09	<0.005	0.031
2/9/2022	0.0065			
8/10/2022	0.0066		<0.005	
8/11/2022		0.082		0.027
1/30/2023	0.0071		<0.005	
2/1/2023		0.088		0.021 (J)
8/12/2023	0.0058	0.082		0.022
8/13/2023			<0.005	
2/18/2024	0.0067		<0.005	
2/19/2024		0.084		0.046

ND substitution: RL or RL/2 if <15% NDs.

Time Series

Constituent: Combined Radium 226 + 228 (pCi/L) Analysis Run 5/21/2024 8:08 PM

Plant Hammond Client: Southern Company Data: Hammond AP-2

	HGWA-1 (bg)	HGWA-2 (bg)	HGWA-3 (bg)	HGWA-4 (bg)	HGWA-42D (bg)	HGWA-43D (bg)
5/19/2016	0.397 (U)	0.627 (U)	0.342 (U)	0.662 (U)		
7/11/2016	0.738 (U)	1.38		1.19		
7/12/2016			0.499 (U)			
8/30/2016	0.581 (U)	1.05 (U)	0.976 (U)	0.847 (U)		
10/19/2016	0.213 (U)	1.11 (U)	0.626 (U)	2.34		
12/6/2016	0.444 (U)	0.741 (U)	0.805 (U)	0.925 (U)		
1/24/2017	0.373 (U)	0.908 (U)	0.336 (U)	0.607 (U)		
3/21/2017	0.816 (U)	0.567 (U)	0.358 (U)	0.074 (U)		
5/22/2017	0.554 (U)	0.638 (U)	0.744 (U)			
5/23/2017				0.55 (U)		
4/2/2018	0.405 (U)	0.761 (U)		0.371 (U)		
4/3/2018			0.684 (U)			
6/4/2018	1.13 (U)	0.975 (U)	0.0291 (U)	0.622 (U)		
10/1/2018	0.132 (U)	0.434 (U)	0.781 (U)	0.132 (U)		
3/11/2019				0.781 (U)		
3/12/2019	0.327 (U)	0.454 (U)	1.01 (U)			
4/1/2019			0.76 (U)			
4/2/2019	0.739 (U)	0.651 (U)		0.494 (U)		
9/24/2019				0.455 (U)		
9/30/2019	0.306 (U)	1.04 (U)	0.384 (U)			
3/2/2020	0.61 (U)	1.58	0.249 (U)	0.937 (U)		
3/25/2020	4.36	0.621 (U)	0.833 (U)			
3/26/2020				0.578 (U)		
9/15/2020	0.748 (U)	0.124 (U)	0.161 (U)	0.179 (U)		
9/16/2020						0.531 (U)
9/17/2020					0.665 (U)	
11/10/2020						0.788 (U)
11/11/2020					1.28	
12/15/2020					0.261 (U)	1.04 (U)
1/19/2021						0.685 (U)
1/20/2021					0.845 (U)	
2/8/2021	0.223 (U)			0.558 (U)	0.429 (U)	
2/9/2021		0.721 (U)	0.447 (U)			0.138 (U)
3/10/2021	0 (U)			0.281 (U)	1.21	
3/11/2021		0.737 (U)	0.128 (U)			1.51 (U)
8/11/2021	0.115 (U)					0.394 (U)
8/12/2021		0.746 (U)	0.389 (U)	0.359 (U)	0.11 (U)	
2/1/2022	0.143 (U)	0.588 (U)	0.266 (U)			1.12
2/7/2022				0.0978 (U)	0.066 (U)	
8/2/2022	0.203 (U)	0.861 (U)	0.4 (U)	0.963 (U)		0.662 (U)
1/23/2023			0.311 (U)	0.961	1.12	
1/24/2023	0.549 (U)	0.829 (U)				1.25
8/8/2023	0.195 (U)	0.175 (U)	0.411 (U)	0.463 (U)	0.463 (U)	0.503 (U)
2/13/2024	0.194 (U)	0.325 (U)	0.213 (U)	0.721 (U)	0.168 (U)	0.86 (U)

Time Series

Constituent: Combined Radium 226 + 228 (pCi/L) Analysis Run 5/21/2024 8:08 PM

Plant Hammond Client: Southern Company Data: Hammond AP-2

	HGWA-44D (bg)	HGWA-5 (bg)	HGWA-6 (bg)	HGWC-14	HGWC-15	HGWC-16
5/19/2016		0.685 (U)				
5/20/2016			0.843 (U)			
5/23/2016				0.568 (U)	0.171 (U)	
7/1/2016						0 (U)
7/11/2016		1.68	0.494 (U)			
7/12/2016				1.31	0.611 (U)	0.182 (U)
8/30/2016		2.42	0.946 (U)			
9/1/2016				1.64	0.766 (U)	1.23
10/20/2016		0.351 (U)	0.664 (U)			
10/24/2016				1.88	0.969	
10/25/2016						1.05 (U)
12/7/2016				1.35	0.302 (U)	1.11 (U)
12/8/2016		0.905 (U)	0.421 (U)			
1/24/2017		0.0774 (U)	0.965 (U)			
1/26/2017				2.1	0.626 (U)	1.29 (U)
3/21/2017		0.0599 (U)	0.139 (U)			
3/22/2017						0.453 (U)
3/23/2017				1.17	0.662 (U)	
5/23/2017		0.477 (U)	0.308 (U)			
5/24/2017				1 (U)	0.202 (U)	1.05 (U)
4/3/2018		0.858 (U)	0.828 (U)		0.384 (U)	0.783 (U)
4/4/2018				1.72		
6/5/2018		0.767 (U)	0.424 (U)			
6/6/2018				1.31 (U)	1.32 (U)	0.595 (U)
10/2/2018		0.489 (U)	0.643 (U)			
10/3/2018				1.48	0.858 (U)	1.03 (U)
3/12/2019		0.833 (U)	0.982 (U)			
3/14/2019				1.5	0.462 (U)	
3/15/2019						0.591 (U)
4/2/2019		1.07 (U)	0.621 (U)			
4/4/2019					0.512 (U)	0.96 (U)
4/5/2019				1.43 (U)		
9/24/2019		0.201 (U)	0.874 (U)	1.17	0.582 (U)	
9/25/2019						0.643 (U)
3/2/2020		0.547 (U)	0.676 (U)			
3/3/2020				1.84	1.43	1.32 (U)
3/25/2020			0.509 (U)			
3/26/2020		0.907 (U)			0.855 (U)	
3/30/2020				1.08 (U)		0.288 (U)
9/15/2020		0.601 (U)	1.36 (U)			
9/16/2020	0.422 (U)					
9/17/2020					0.395 (U)	1.1 (U)
9/18/2020				1.8 (U)		
11/10/2020	0.293 (U)					
12/15/2020	0.7 (U)					
1/19/2021	0.79 (U)					
2/9/2021	0.486 (U)	0.37 (U)	0.324 (U)			
2/10/2021						0.773 (U)
2/11/2021				0.73 (U)		
2/12/2021					1.65	
3/10/2021	0.811 (U)					
3/11/2021		1.07 (U)	0.601 (U)			

Time Series

Constituent: Combined Radium 226 + 228 (pCi/L) Analysis Run 5/21/2024 8:08 PM

Plant Hammond Client: Southern Company Data: Hammond AP-2

	HGWA-44D (bg)	HGWA-5 (bg)	HGWA-6 (bg)	HGWC-14	HGWC-15	HGWC-16
3/16/2021					0.801 (U)	
3/17/2021				1.84		0.228 (U)
8/12/2021		0.922 (U)	0.0804 (U)			
8/13/2021	1.2					
8/18/2021				0.858 (U)		
8/19/2021					0.527 (U)	0.668 (U)
2/1/2022	0.665 (U)					
2/7/2022		0.106 (U)	0.346 (U)			
2/8/2022					0.0242 (U)	0.168 (U)
2/9/2022				0.346 (U)		
8/2/2022	0.952 (U)					
8/10/2022		0.568 (U)	0.648 (U)			
8/11/2022				1.31	0.656 (U)	0.249 (U)
1/24/2023	0.421 (U)					
1/27/2023		1.47 (U)	0.801 (U)			
2/1/2023				1.13	0.626 (U)	0.757 (U)
8/8/2023	0.163 (U)	0.222 (U)	0.168 (U)			
8/13/2023				0.801 (U)	0.785 (U)	0.281 (U)
2/13/2024	0.909	0.0243 (U)	0.153 (U)			
2/17/2024				0.439 (U)	0.576 (U)	
2/18/2024						0.248 (U)

Time Series

Constituent: Combined Radium 226 + 228 (pCi/L) Analysis Run 5/21/2024 8:08 PM

Plant Hammond Client: Southern Company Data: Hammond AP-2

	HGWC-17	HGWC-18	MW-21D	MW-22	MW-23D	MW-33
5/23/2016	0.618 (U)					
5/24/2016		1.82				
7/12/2016	0.867	1.76				
9/1/2016	0.857 (U)	1.51				
10/25/2016	1.11 (U)	2.69				
12/7/2016	0.964 (U)					
12/8/2016		2.21				
1/26/2017	0.612 (U)	2.26				
3/22/2017	0.437 (U)					
3/23/2017		1.81				
5/25/2017	1.21 (U)	1.63				
4/3/2018	0.409 (U)	2.53				
6/5/2018		1.91				
6/6/2018	0.772 (U)					
10/3/2018	1.08 (U)	2.22				
3/14/2019		1.37 (U)			0.872 (U)	
3/15/2019	0.917 (U)		0.972 (U)	0.977		
4/4/2019			0.791 (U)			
4/5/2019	1.07 (U)	2.22		1.06 (U)	0.932 (U)	
9/25/2019	1.54	2.77	0.751 (U)			
9/26/2019					1.25	
9/27/2019				1.44 (U)		
3/2/2020				0.872 (U)	0.964 (U)	
3/3/2020	1.33	2.35	1.94			
3/27/2020				0.96 (U)		
3/31/2020	0.591 (U)	2.7				
4/1/2020			0.758 (U)		0.914 (U)	2.57
6/17/2020			0.691 (U)			1.43 (U)
9/15/2020		1.65				
9/16/2020	0.295 (U)					
9/17/2020				0.0879 (U)	0.32 (U)	
9/21/2020			0.436 (U)			2.53
2/11/2021	0.831 (U)	1.11	0.317 (U)			
2/12/2021					1.21 (U)	2.26
2/15/2021				0.215 (U)		
3/17/2021				0.981 (U)	0.579 (U)	
3/18/2021	0.856 (U)	1.63	0.5 (U)			0.733 (U)
8/18/2021	0.548 (U)					1.77
8/19/2021		1.45	1.17	0.689 (U)	0.69 (U)	
2/8/2022	1 (U)	0.93 (U)	0.463 (U)	0.0657 (U)		0.967 (U)
2/10/2022					0.919 (U)	
8/11/2022	0.361 (U)	1.46	0.691 (U)	0.789 (U)	0.39 (U)	1.52
1/27/2023			0.256 (U)			1.44 (U)
1/30/2023	0.5 (U)			0.621 (U)		
2/1/2023		0.871			0.406 (U)	
8/12/2023			0.297 (U)			
8/13/2023	0.678 (U)	1.03		0.361 (U)	0.0608 (U)	0.773 (U)
2/17/2024	0.633 (U)					
2/18/2024		0.757 (U)	0.127 (U)	0.471 (U)	0.339 (U)	0.552 (U)

Time Series

Constituent: Combined Radium 226 + 228 (pCi/L) Analysis Run 5/21/2024 8:08 PM

Plant Hammond Client: Southern Company Data: Hammond AP-2

	MW-34D	MW-35	MW-37D	MW-51
6/18/2020	1.36	2.02	1.79	
9/21/2020		3.85		
9/23/2020	0.563 (U)		0.98 (U)	
2/11/2021			0.12 (U)	
2/15/2021		1.52		
3/12/2021			0.578 (U)	
3/19/2021		0.524 (U)		
8/16/2021	0.693 (U)			
8/18/2021		1.67	1.31	0.973 (U)
2/8/2022		1.38	0.345 (U)	0.431 (U)
2/9/2022	0.297 (U)			
8/11/2022	1.05	1.71	0.505 (U)	1.02
1/30/2023	0.689 (U)		0.309 (U)	
2/1/2023		1.24		0.82 (U)
8/12/2023	0.676 (U)	0.897 (U)		0.484 (U)
8/13/2023			0.308 (U)	
2/18/2024	0.515 (U)		0.535 (U)	
2/19/2024		1.43		0.995 (U)

Time Series

Constituent: Field pH (s.u.) Analysis Run 5/21/2024 8:08 PM

Plant Hammond Client: Southern Company Data: Hammond AP-2

	HGWA-1 (bg)	HGWA-2 (bg)	HGWA-3 (bg)	HGWA-4 (bg)	HGWA-42D (bg)	HGWA-43D (bg)
5/19/2016	7.27	5.81	7.45	6.51		
7/11/2016	7.06	5.68		6.65		
7/12/2016			7.32			
8/30/2016	7.28	5.63	7.43	7.14		
10/19/2016	7.02	5.46	7.03	7.08		
12/6/2016	7.09	5.38	7.08	7		
1/24/2017	7.2	5.37	7.39	6.16		
3/21/2017	7.01	4.9	6.83	6.07		
5/22/2017	7.11	5.2	7.02			
5/23/2017				6.28		
10/3/2017	7.21	5.3	7.47	6.45		
4/2/2018	7.1	5.4		6.23		
4/3/2018			7.38			
6/4/2018	7.06	5.27	7.38	6.82		
10/1/2018	7.09	5.31	7.13	5.73		
3/11/2019				6.27		
3/12/2019	7.03	5.42	7.29			
4/1/2019			7.16			
4/2/2019	6.86	5.41		6.66		
9/23/2019	7.02	5.33	7.3			
9/24/2019				6.16		
3/2/2020	7.1	5.43	7.12	5.63		
3/25/2020	6.95	5.36	7.4			
3/26/2020				5.77		
9/15/2020	7.15	5.22	7.29	5.75		
9/16/2020						7.52
9/17/2020					7.62	
11/10/2020						7.27
11/11/2020					7.68	
12/15/2020					7.64	7.39
1/19/2021						7.39
1/20/2021					7.68	
2/8/2021	7.11			4.94	7.64	
2/9/2021		5.42	7.23			7.44
3/10/2021	6.95			5.28	7.7	
3/11/2021		5.8	7.33			7.46
8/11/2021	6.98					7.4
8/12/2021		5.05	7.31	5.26	7.7	
2/1/2022	7.19	5.24	7.45			7.52
2/7/2022				5.24	7.85	
8/2/2022	7.03	4.57	7.02	4.86		7.15
8/9/2022					7.58	
1/23/2023			7.32	5.62	7.55	
1/24/2023	6.76	5.22				7.56
8/8/2023	7.05	5.01	7.42	6.03	7.72	7.39
2/13/2024	7.06	5.49	7.35	5.98	7.68	7.47

Time Series

Constituent: Field pH (s.u.) Analysis Run 5/21/2024 8:08 PM

Plant Hammond Client: Southern Company Data: Hammond AP-2

	HGWA-44D (bg)	HGWA-5 (bg)	HGWA-6 (bg)	HGWC-14	HGWC-15	HGWC-16
5/19/2016		6.62				
5/20/2016			7.58			
5/23/2016				4.56	6.17	7.15
7/11/2016		6.54	7.32			
7/12/2016				4.49	6.17	7.1
8/30/2016		6.38	7.69			
9/1/2016				4.54	6.22	7.29
10/20/2016		6.52	7.43			
10/24/2016				4.63	5.97	
10/25/2016						7.03
12/7/2016				4.6	5.87	6.85
12/8/2016		6.5	7.56			
1/24/2017		6.59	7.52			
1/26/2017				4.8	6.05	7.07
3/21/2017		6.55	7.4			
3/22/2017						7.15
3/23/2017				4.57	5.79	
5/23/2017		6.5	7.53			
5/24/2017				4.61	6.01	7.11
10/3/2017		6.63	7.51			
10/4/2017				4.74	5.82	7.17
4/3/2018		6.59	7.53		5.98	7.07
4/4/2018				4.5		
6/5/2018		6.44	7.37			
6/6/2018				4.49	6.12	7
10/2/2018		6.35	7.36			
10/3/2018				4.67	5.92	6.94
3/12/2019		6.42	7.5			
3/14/2019				4.66	5.71	
3/15/2019						7.09
4/2/2019		6.38	7.46			
4/4/2019					5.66	6.95
4/5/2019				4.67		
9/24/2019		6.4	7.41	4.77	6.33	
9/25/2019						6.92
3/2/2020		6.8	7.67			
3/3/2020				4.77	6	7.1
3/25/2020			7.39			
3/26/2020		6.38			6.03	
3/30/2020				4.57		7.09
9/15/2020		6.33	7.37			
9/16/2020	7.83					
9/17/2020					6.11	7.11
9/18/2020				4.88		
11/10/2020	7.84					
12/15/2020	7.87					
1/19/2021	7.86					
2/9/2021	7.84	6.35	7.4			
2/10/2021						7.08
2/11/2021				4.84		
2/12/2021					5.99	
3/10/2021	7.92					

Time Series

Constituent: Field pH (s.u.) Analysis Run 5/21/2024 8:08 PM

Plant Hammond Client: Southern Company Data: Hammond AP-2

	HGWA-44D (bg)	HGWA-5 (bg)	HGWA-6 (bg)	HGWC-14	HGWC-15	HGWC-16
3/11/2021		6.48	7.56			
3/16/2021					6.08	
3/17/2021				4.72		7.19
8/12/2021		6.46	7.47			
8/13/2021	7.77					
8/18/2021				4.9		
8/19/2021					6.18	7.04
2/1/2022	8.25					
2/7/2022		6.51	7.65			
2/8/2022					6.04	7.18
2/9/2022				4.97		
8/2/2022	7.9					
8/10/2022		6.22	7.53			7.09
8/11/2022				4.93	6.29	
1/24/2023	8.22					
1/27/2023		6.52	7.66			
2/1/2023				4.93	6.22	7.15
8/8/2023	8.2	6.5	7.6			
8/13/2023				4.83	6.66	7.13
2/13/2024	8.1	6.66	7.6			
2/17/2024				5.05	6.56	
2/18/2024						7.12

Time Series

Constituent: Field pH (s.u.) Analysis Run 5/21/2024 8:08 PM

Plant Hammond Client: Southern Company Data: Hammond AP-2

	HGWC-17	HGWC-18	MW-21D	MW-22	MW-23D	MW-33
5/23/2016	6.4					
5/24/2016		4.83				
7/12/2016	6.09	4.58				
9/1/2016	6.35	4.51				
10/25/2016	6.23	4.53				
12/7/2016	6.23					
12/8/2016		4.56				
1/26/2017	6.24	4.61				
3/22/2017	6.25					
3/23/2017		4.63				
5/25/2017	6.27	4.69				
10/4/2017	6.18	4.58				
4/3/2018	6.22	4.54				
6/5/2018		4.57				
6/6/2018	6.22					
10/3/2018	6.23	4.41				
3/14/2019		4.39			6.68	
3/15/2019	6.32		6.81	5.95		
4/4/2019			6.7			
4/5/2019	6.26	4.5		5.96	6.66	
9/25/2019	6.28	4.54	6.54			
9/26/2019					6.64	
9/27/2019				5.81		
3/2/2020				5.97	7.05	
3/3/2020	6.35	4.55	6.72			
3/27/2020				5.71		
3/31/2020	6.28	4.43				
4/1/2020			6.9		6.8	4.35
6/17/2020			6.47			4.36
9/15/2020		4.47				
9/16/2020	6.35					
9/17/2020				5.66	6.71	
9/21/2020			6.92			4.48
2/11/2021	6.31	4.53	6.87			
2/12/2021					6.8	4.4
2/15/2021				5.48		
3/17/2021				5.57	6.86	
3/18/2021	6.43	4.54	6.95			4.27
8/18/2021	6.43					4.42
8/19/2021		4.43	6.85	6.05	6.72	
2/8/2022	6.42	4.59	7.09	5.37		4.42
2/10/2022					6.87	
8/10/2022	6.29	4.41				4.36
8/11/2022			6.96	5.3	6.57	
1/27/2023			7.31			5.61
1/30/2023	6.44			5.47		
2/1/2023		4.66			6.69	
8/12/2023			7.17			
8/13/2023	6.46	4.75		5.54	6.82	4.54
2/17/2024	6.54					
2/18/2024		4.73	7.19	5.57	6.92	4.74

Time Series

Constituent: Field pH (s.u.) Analysis Run 5/21/2024 8:08 PM

Plant Hammond Client: Southern Company Data: Hammond AP-2

	MW-34D	MW-35	MW-37D	MW-51
6/17/2020	7.35	5.46	7.78	
9/21/2020		5.4		
9/23/2020	7.05		7.62	
2/11/2021			7.42	
2/15/2021		4.82		
3/12/2021			7.5	
3/19/2021		4.89		
8/16/2021	7.05			
8/18/2021		4.89	7.52	6.19
2/8/2022		4.86	7.63	6.57
2/9/2022	7.21			
8/10/2022	7		7.47	
8/11/2022		4.86		6.37
1/30/2023	6.99		7.56	
2/1/2023		4.89		6.37
8/12/2023	7.06	5.05		6.6
8/13/2023			7.61	
2/18/2024	7.02		7.65	
2/19/2024		5.51		6.08

Time Series

Constituent: Fluoride (mg/L) Analysis Run 5/21/2024 8:08 PM

Plant Hammond Client: Southern Company Data: Hammond AP-2

	HGWA-1 (bg)	HGWA-2 (bg)	HGWA-3 (bg)	HGWA-4 (bg)	HGWA-42D (bg)	HGWA-43D (bg)
5/19/2016	0.105 (J)	0.0303 (J)	0.0513 (J)	0.036 (J)		
7/11/2016	0.16 (J)	0.05 (J)		0.09 (J)		
7/12/2016			0.12 (J)			
8/30/2016	0.09 (J)	0.06 (J)	0.09 (J)	0.06 (J)		
10/19/2016	0.1 (J)	0.04 (J)	0.1 (J)	0.07 (J)		
12/6/2016	0.11 (J)	0.36	0.21 (J)	0.07 (J)		
1/24/2017	0.09 (J)	<0.1	0.06 (J)	<0.1		
3/21/2017	0.13 (J)	<0.1	0.005 (J)	<0.1		
5/22/2017	0.12 (J)	<0.1	0.05 (J)			
5/23/2017				0.01 (J)		
10/3/2017	0.13 (J)	<0.1	0.13 (J)	<0.1		
4/2/2018	<0.3	<0.1		<0.1		
4/3/2018			<0.1			
6/4/2018	0.074 (J)	<0.1	<0.1	0.097 (J)		
10/1/2018	<0.3	<0.1	<0.1	<0.1		
3/11/2019				0.035 (J)		
3/12/2019	0.29 (J)	0.038 (J)	0.072 (J)			
4/1/2019			0.029 (J)			
4/2/2019	0.1 (J)	0.071 (J)		<0.1		
9/23/2019	0.078 (J)	<0.1	<0.1			
9/24/2019				<0.1		
3/2/2020	0.076 (J)	<0.1	<0.1	<0.1		
3/25/2020	0.098 (J)	<0.1	<0.1			
3/26/2020				<0.1		
9/15/2020	0.082 (J)	<0.1	<0.1	<0.1		
9/16/2020						0.22
9/17/2020					0.2	
11/10/2020						0.19
11/11/2020					0.1	
12/15/2020					0.11	0.21
1/19/2021						0.16
1/20/2021					0.082 (J)	
2/8/2021	0.078 (J)			<0.1	0.096 (J)	
2/9/2021		<0.1	0.074 (J)			0.19
3/10/2021	0.079 (J)			<0.1	0.11	
3/11/2021		0.1	<0.1			0.2
8/11/2021	0.058 (J)					0.15
8/12/2021		<0.1	<0.1	<0.1	0.079 (J)	
2/1/2022	0.064 (J)	<0.1	<0.1			0.19
2/7/2022				<0.1	0.085 (J)	
8/2/2022	0.09 (J)	0.053 (J)	0.067 (J)	0.076 (J)		0.22
8/9/2022					0.12	
1/23/2023			0.061 (J)	0.12	0.11	
1/24/2023	0.089 (J)	0.053 (J)				0.23
8/8/2023	0.088 (J)	0.07 (J)	0.055 (J)	0.11	0.1	0.18
2/13/2024	0.071 (J)	0.17	<0.1	0.13	0.087 (J)	0.2

ND substitution: RL or RL/2 if <15% NDs.

Time Series

Constituent: Fluoride (mg/L) Analysis Run 5/21/2024 8:08 PM

Plant Hammond Client: Southern Company Data: Hammond AP-2

	HGWA-44D (bg)	HGWA-5 (bg)	HGWA-6 (bg)	HGWC-14	HGWC-15	HGWC-16
5/19/2016		0.08 (J)				
5/20/2016			0.065 (J)			
5/23/2016				<0.1	<0.1	0.038 (J)
7/11/2016		0.09 (J)	0.13 (J)			
7/12/2016				0.2 (J)	0.09 (J)	0.26 (J)
8/30/2016		0.08 (J)	0.07 (J)			
9/1/2016				0.08 (J)	0.22 (J)	0.42
10/20/2016		0.1 (J)	0.06 (J)			
10/24/2016				0.04 (J)	0.07 (J)	
10/25/2016						0.25 (J)
12/7/2016				0.11 (J)	0.23 (J)	0.23 (J)
12/8/2016		0.08 (J)	0.06 (J)			
1/24/2017		0.09 (J)	0.02 (J)			
1/26/2017				0.13 (J)	<0.1	0.02 (J)
3/21/2017		0.04 (J)	0.08 (J)			
3/22/2017						0.3
3/23/2017				0.28 (J)	0.12 (J)	
5/23/2017		0.04 (J)	0.006 (J)			
5/24/2017				0.32	0.31	0.46
10/3/2017		0.06 (J)	<0.1			
10/4/2017				0.52	0.6	<0.1
4/3/2018		<0.1	<0.1		<0.1	<0.1
4/4/2018				<0.1		
6/5/2018		0.083 (J)	0.055 (J)			
6/6/2018				0.25 (J)	0.17 (J)	<0.1
10/2/2018		<0.1	0.076 (J)			
10/3/2018				0.21 (J)	<0.1	<0.1
3/12/2019		0.079 (J)	0.061 (J)			
3/14/2019				0.24 (J)	<0.1	
3/15/2019						<0.1
4/2/2019		0.12 (J)	<0.1			
4/4/2019					0.066 (J)	<0.1
4/5/2019				0.66		
9/24/2019		0.058 (J)	<0.1	0.053 (J)	0.12 (J)	
9/25/2019						<0.1
3/2/2020		0.053 (J)	<0.1			
3/3/2020				<0.1	0.064 (J)	<0.1
3/25/2020			<0.1			
3/26/2020		0.066 (J)			<0.1	
3/30/2020				0.092 (J)		0.059 (J)
9/15/2020		0.061 (J)	<0.1			
9/16/2020	0.52					
9/17/2020					<0.1	<0.1
9/18/2020				<0.1		
11/10/2020	0.59					
12/15/2020	0.67					
1/19/2021	0.74					
2/9/2021	0.44	0.053 (J)	<0.1			
2/10/2021						0.21
2/11/2021				0.059 (J)		
2/12/2021					0.053 (J)	
3/10/2021	0.65					

ND substitution: RL or RL/2 if <15% NDs.

Time Series

Constituent: Fluoride (mg/L) Analysis Run 5/21/2024 8:08 PM

Plant Hammond Client: Southern Company Data: Hammond AP-2

	HGWA-44D (bg)	HGWA-5 (bg)	HGWA-6 (bg)	HGWC-14	HGWC-15	HGWC-16
3/11/2021		0.06 (J)	0.17			
3/16/2021					<0.1	
3/17/2021				0.076 (J)		<0.1
8/12/2021		<0.1	<0.1			
8/13/2021	0.87					
8/18/2021				<0.1		
8/19/2021					<0.1	<0.1
2/1/2022	0.96					
2/7/2022		<0.1	<0.1			
2/8/2022					<0.1	<0.1
2/9/2022				0.053 (J)		
8/2/2022	0.8					
8/10/2022		0.078 (J)	0.067 (J)			0.054 (J)
8/11/2022				0.085 (J)	0.097 (J)	
1/24/2023	1.3					
1/27/2023		0.088 (J)	0.067 (J)			
2/1/2023				0.094 (J)	0.086 (J)	0.053 (J)
8/8/2023	1.3	0.059 (J)	0.072 (J)			
8/13/2023				0.1	0.12	0.053 (J)
2/13/2024	1.5	0.059 (J)	0.065 (J)			
2/17/2024				0.065 (J)	0.064 (J)	
2/18/2024						<0.1

ND substitution: RL or RL/2 if <15% NDs.

Time Series

Constituent: Fluoride (mg/L) Analysis Run 5/21/2024 8:08 PM

Plant Hammond Client: Southern Company Data: Hammond AP-2

	HGWC-17	HGWC-18	MW-21D	MW-22	MW-23D	MW-33
5/23/2016	<0.3					
5/24/2016		<0.3				
7/12/2016	0.09 (J)	0.54				
9/1/2016	0.03 (J)	0.49				
10/25/2016	0.07 (J)	0.58				
12/7/2016	0.54					
12/8/2016		0.63				
1/26/2017	<0.3	0.71				
3/22/2017	0.07 (J)					
3/23/2017		0.57				
5/25/2017	0.42	0.54				
10/4/2017	0.93	0.95				
4/3/2018	<0.3	0.33				
6/5/2018		0.66				
6/6/2018	0.23 (J)					
10/3/2018	<0.3	0.32				
3/14/2019		0.88			<0.1	
3/15/2019	<0.3		<0.1	<0.1		
4/4/2019			0.1 (J)			
4/5/2019	0.16 (J)	0.37		0.13 (J)	0.14 (J)	
9/25/2019	0.081 (J)	0.73	<0.1			
9/26/2019					0.16 (J)	
9/27/2019				0.28 (J)		
1/22/2020						0.18 (J)
3/2/2020				<0.1	<0.1	
3/3/2020	<0.3	0.34	<0.1			
3/27/2020				<0.1		
3/31/2020	<0.3	0.45				
4/1/2020			<0.1		<0.1	0.15 (J)
6/17/2020			<0.1			0.25
9/15/2020		0.31				
9/16/2020	0.058 (J)					
9/17/2020				<0.1	<0.1	
9/21/2020			<0.1			0.14
2/11/2021	0.058 (J)	0.71	<0.1			
2/12/2021					<0.1	0.25
2/15/2021				<0.1		
3/17/2021				<0.1	<0.1	
3/18/2021	0.057 (J)	0.64	<0.1			0.4
8/18/2021	0.062 (J)					0.16
8/19/2021		0.31	<0.1	<0.1	<0.1	
2/8/2022	0.055 (J)	0.19	<0.1	<0.1		0.14
2/10/2022					<0.1	
8/10/2022	0.086 (J)	0.3				0.21
8/11/2022			0.056 (J)	0.063 (J)	0.06 (J)	
1/27/2023			0.05 (J)			0.087 (J)
1/30/2023	0.097 (J)			0.064 (J)		
2/1/2023		0.21			0.074 (J)	
8/12/2023			<0.1			
8/13/2023	0.081 (J)	0.25		0.057 (J)	0.061 (J)	0.22
2/17/2024	0.057 (J)					
2/18/2024		0.17	<0.1	<0.1	<0.1	0.088 (J)

ND substitution: RL or RL/2 if <15% NDs.

Time Series

Constituent: Fluoride (mg/L) Analysis Run 5/21/2024 8:08 PM

Plant Hammond Client: Southern Company Data: Hammond AP-2

	MW-34D	MW-35	MW-37D	MW-51
6/18/2020	0.082 (J)	0.053 (J)	0.1	
9/21/2020		<0.1		
9/23/2020	<0.1		0.065 (J)	
2/11/2021			0.077 (J)	
2/15/2021		0.093 (J)		
3/12/2021			0.061 (J)	
3/19/2021		0.082 (J)		
8/16/2021	0.066 (J)			
8/18/2021		0.052 (J)	0.05 (J)	0.072 (J)
2/8/2022		0.065 (J)	0.055 (J)	0.078 (J)
2/9/2022	0.051 (J)			
8/10/2022	0.081 (J)		0.084 (J)	
8/11/2022		0.088 (J)		0.11
1/30/2023	0.089 (J)		0.092 (J)	
2/1/2023		0.1		0.18
8/12/2023	0.062 (J)	0.077 (J)		0.1
8/13/2023			0.11	
2/18/2024	<0.1		0.05 (J)	
2/19/2024		0.16		0.12

ND substitution: RL or RL/2 if <15% NDs.

Time Series

Constituent: Lead (mg/L) Analysis Run 5/21/2024 8:08 PM

Plant Hammond Client: Southern Company Data: Hammond AP-2

	HGWA-1 (bg)	HGWA-2 (bg)	HGWA-3 (bg)	HGWA-4 (bg)	HGWA-42D (bg)	HGWA-43D (bg)
5/19/2016	<0.001	<0.001	<0.001	<0.001		
7/11/2016	<0.001	<0.001		<0.001		
7/12/2016			0.0001 (J)			
8/30/2016	<0.001	<0.001	<0.001	<0.001		
10/19/2016	<0.001	<0.001	<0.001	<0.001		
12/6/2016	<0.001	<0.001	<0.001	0.0002 (J)		
1/24/2017	<0.001	<0.001	<0.001	<0.001		
3/21/2017	<0.001	6E-05 (J)	0.0001 (J)	<0.001		
5/22/2017	<0.001	9E-05 (J)	<0.001			
5/23/2017				<0.001		
4/2/2018	<0.001	<0.001		<0.001		
4/3/2018			<0.001			
3/11/2019				<0.001		
3/12/2019	<0.001	<0.001	<0.001			
4/1/2019			<0.001			
4/2/2019	<0.001	<0.001		<0.001		
9/23/2019	7.8E-05 (J)	9.2E-05 (J)	<0.001			
9/24/2019				<0.001		
3/2/2020	4.8E-05 (J)	9.5E-05 (J)	<0.001	0.00026 (J)		
3/25/2020	<0.001	0.00011 (J)	<0.001			
3/26/2020				5.9E-05 (J)		
9/15/2020	<0.001	8E-05 (J)	4.2E-05 (J)	4.9E-05 (J)		
9/16/2020						5E-05 (J)
9/17/2020					6.2E-05 (J)	
11/10/2020						6.9E-05 (J)
11/11/2020					8.4E-05 (J)	
12/15/2020					0.00045 (J)	8.2E-05 (J)
1/19/2021						4.4E-05 (J)
1/20/2021					<0.001	
2/8/2021	5.8E-05 (J)			0.00024 (J)	8.1E-05 (J)	
2/9/2021		9.4E-05 (J)	<0.001			0.00029 (J)
3/10/2021	<0.001			0.00016 (J)	<0.001	
3/11/2021		7.6E-05 (J)	<0.001			9.4E-05 (J)
8/11/2021	<0.001					<0.001
8/12/2021		<0.001	<0.001	<0.001	<0.001	
2/1/2022	<0.001	<0.001	<0.001			<0.001
2/7/2022				<0.001	<0.001	
8/2/2022	<0.001	<0.001	<0.001	<0.001		<0.001
8/9/2022					<0.001	
1/23/2023			<0.001	<0.001	<0.001	
1/24/2023	<0.001	<0.001				<0.001
8/8/2023	<0.001	<0.001	<0.001	<0.001	<0.001	<0.001
2/13/2024	<0.001	0.00018 (J)	<0.001	0.00019 (J)	0.00085 (J)	<0.001

ND substitution: RL or RL/2 if <15% NDs.

Time Series

Constituent: Lead (mg/L) Analysis Run 5/21/2024 8:08 PM

Plant Hammond Client: Southern Company Data: Hammond AP-2

	HGWA-44D (bg)	HGWA-5 (bg)	HGWA-6 (bg)	HGWC-14	HGWC-15	HGWC-16
5/19/2016		<0.001				
5/20/2016			<0.001			
5/23/2016				0.00182 (J)	<0.001	<0.001
7/11/2016		<0.001	<0.001			
7/12/2016				0.0015 (J)	<0.001	<0.001
8/30/2016		<0.001	<0.001			
9/1/2016				0.0016 (J)	<0.001	<0.001
10/20/2016		0.0002 (J)	<0.001			
10/24/2016				0.0016 (J)	<0.001	
10/25/2016						<0.001
12/7/2016				0.0018 (J)	<0.001	<0.001
12/8/2016		<0.001	<0.001			
1/24/2017		<0.001	<0.001			
1/26/2017				0.002 (J)	<0.001	0.0001 (J)
3/21/2017		<0.001	<0.001			
3/22/2017						0.0002 (J)
3/23/2017				0.0019 (J)	0.001 (J)	
5/23/2017		9E-05 (J)	0.0003 (J)			
5/24/2017				0.0016 (J)	0.0001 (J)	0.0001 (J)
4/3/2018		<0.001	<0.001		<0.001	<0.001
4/4/2018				<0.001		
3/12/2019		<0.001	<0.001			
3/14/2019				0.0014 (J)	<0.001	
3/15/2019						<0.001
4/2/2019		<0.001	<0.001			
4/4/2019					7.2E-05 (J)	0.00016 (J)
4/5/2019				0.0012 (J)		
9/24/2019		<0.001	7.1E-05 (J)	0.0013 (J)	0.0002 (J)	
9/25/2019						<0.001
3/2/2020		<0.001	<0.001			
3/3/2020				0.0017 (J)	5.3E-05 (J)	0.00016 (J)
3/25/2020			<0.001			
3/26/2020		<0.001			<0.001	
3/30/2020				0.0015 (J)		7.3E-05 (J)
9/15/2020		<0.001	<0.001			
9/16/2020	0.00021 (J)					
9/17/2020					<0.001	7.8E-05 (J)
9/18/2020				0.0012 (J)		
11/10/2020	0.0002 (J)					
12/15/2020	0.00011 (J)					
1/19/2021	0.00019 (J)					
2/9/2021	0.0001 (J)	<0.001	<0.001			
2/10/2021						9.4E-05 (J)
2/11/2021				0.0015 (J)		
2/12/2021					<0.001	
3/10/2021	<0.001					
3/11/2021		<0.001	<0.001			
3/16/2021					<0.001	
3/17/2021				0.0019		5.8E-05 (J)
8/12/2021		<0.001	<0.001			
8/13/2021	<0.001					
8/18/2021				0.0015		

ND substitution: RL or RL/2 if <15% NDs.

Time Series

Constituent: Lead (mg/L) Analysis Run 5/21/2024 8:08 PM

Plant Hammond Client: Southern Company Data: Hammond AP-2

	HGWA-44D (bg)	HGWA-5 (bg)	HGWA-6 (bg)	HGWC-14	HGWC-15	HGWC-16
8/19/2021					<0.001	<0.001
2/1/2022	<0.001					
2/7/2022		<0.001	<0.001			
2/8/2022					<0.001	<0.001
2/9/2022				0.0014		
8/2/2022	<0.001					
8/10/2022		<0.001	<0.001			<0.001
8/11/2022				<0.001	<0.001	
1/24/2023	<0.001					
1/27/2023		<0.001	<0.001			
2/1/2023				0.0011	<0.001	<0.001
8/8/2023	<0.001	<0.001	<0.001			
8/13/2023				0.00079 (J)	<0.001	<0.001
2/13/2024	<0.001	<0.001	<0.001			
2/17/2024				0.0012	<0.001	
2/18/2024						<0.001

ND substitution: RL or RL/2 if <15% NDs.

Time Series

Constituent: Lead (mg/L) Analysis Run 5/21/2024 8:08 PM

Plant Hammond Client: Southern Company Data: Hammond AP-2

	HGWC-17	HGWC-18	MW-21D	MW-22	MW-23D	MW-33
5/23/2016	<0.001					
5/24/2016		0.00154 (J)				
7/12/2016	<0.001	0.0012 (J)				
9/1/2016	<0.001	0.0014 (J)				
10/25/2016	<0.001	0.0015 (J)				
12/7/2016	<0.001					
12/8/2016		0.0017 (J)				
1/26/2017	<0.001	0.0013 (J)				
3/22/2017	0.0001 (J)					
3/23/2017		0.001 (J)				
5/25/2017	<0.001	0.0012 (J)				
4/3/2018	<0.001	<0.001				
3/14/2019		0.0015 (J)			<0.001	
3/15/2019	<0.001		<0.001	<0.001		
4/4/2019			<0.001			
4/5/2019	7.6E-05 (J)	0.0015 (J)		<0.001	<0.001	
9/25/2019	8.9E-05 (J)	0.0015 (J)	<0.001			
9/26/2019					<0.001	
9/27/2019				0.0001 (J)		
3/2/2020				9.4E-05 (J)	5.1E-05 (J)	
3/3/2020	0.00013 (J)	0.0013 (J)	4.7E-05 (J)			
3/27/2020				<0.001		
3/31/2020	7.7E-05 (J)	0.0014 (J)				
4/1/2020			4.8E-05 (J)		<0.001	0.0017 (J)
6/17/2020			<0.001			0.0017 (J)
9/15/2020		0.0014 (J)				
9/16/2020	6.5E-05 (J)					
9/17/2020				<0.001	0.00016 (J)	
9/21/2020			<0.001			0.0017 (J)
2/11/2021	0.00018 (J)	0.00098 (J)	0.00066 (J)			
2/12/2021					<0.001	0.0018 (J)
2/15/2021				3.6E-05 (J)		
3/17/2021				<0.001	<0.001	
3/18/2021	8.8E-05 (J)	0.00096 (J)	7.3E-05 (J)			0.0017
8/18/2021	<0.001					0.0016
8/19/2021		0.0013	<0.001	<0.001	<0.001	
2/8/2022	<0.001	0.0009 (J)	<0.001	<0.001		0.0014
2/10/2022					<0.001	
8/10/2022	<0.001	0.0011				<0.001
8/11/2022			<0.001	<0.001	<0.001	
1/27/2023			<0.001			<0.001
1/30/2023	<0.001			<0.001		
2/1/2023		<0.001			<0.001	
8/12/2023			<0.001			
8/13/2023	0.00049 (J)	0.00075 (J)		<0.001	<0.001	0.0011
2/17/2024	<0.001					
2/18/2024		0.0011	<0.001	<0.001	<0.001	0.00084 (J)

ND substitution: RL or RL/2 if <15% NDs.

Time Series

Constituent: Lead (mg/L) Analysis Run 5/21/2024 8:08 PM

Plant Hammond Client: Southern Company Data: Hammond AP-2

	MW-34D	MW-35	MW-37D	MW-51
6/18/2020	0.00087 (J)	0.00016 (J)	0.0017 (J)	
9/21/2020		0.00099 (J)		
9/23/2020	<0.001		8.2E-05 (J)	
2/11/2021			0.00039 (J)	
2/15/2021		0.00055 (J)		
3/12/2021			<0.001	
3/19/2021		0.00066 (J)		
8/16/2021	<0.001			
8/18/2021		<0.001	<0.001	<0.001
2/8/2022		<0.001	<0.001	<0.001
2/9/2022	<0.001			
8/10/2022	<0.001		<0.001	
8/11/2022		<0.001		<0.001
1/30/2023	<0.001		<0.001	
2/1/2023		<0.001		<0.001
8/12/2023	<0.001	0.00035 (J)		<0.001
8/13/2023			<0.001	
2/18/2024	<0.001		<0.001	
2/19/2024		0.0006 (J)		<0.001

ND substitution: RL or RL/2 if <15% NDs.

Time Series

Constituent: Lithium (mg/L) Analysis Run 5/21/2024 8:08 PM

Plant Hammond Client: Southern Company Data: Hammond AP-2

	HGWA-1 (bg)	HGWA-2 (bg)	HGWA-3 (bg)	HGWA-4 (bg)	HGWA-42D (bg)	HGWA-43D (bg)
5/19/2016	<0.03	<0.03	<0.03	<0.03		
7/11/2016	<0.03	0.0014 (J)		0.0015 (J)		
7/12/2016			0.0024 (J)			
8/30/2016	<0.03	<0.03	0.0025 (J)	0.0027 (J)		
10/19/2016	<0.03	<0.03	0.003 (J)	0.0042 (J)		
12/6/2016	<0.03	<0.03	0.0033 (J)	0.0046 (J)		
1/24/2017	<0.03	<0.03	0.003 (J)	<0.03		
3/21/2017	<0.03	0.0012 (J)	0.0034 (J)	<0.03		
5/22/2017	<0.03	<0.03	0.003 (J)			
5/23/2017				<0.03		
4/2/2018	<0.03	0.0015 (J)		<0.03		
4/3/2018			0.003 (J)			
6/4/2018	0.001 (J)	0.0016 (J)	0.0027 (J)	0.00097 (J)		
10/1/2018	0.00099 (J)	0.0013 (J)	0.0032 (J)	<0.03		
3/11/2019				<0.03		
3/12/2019	0.001 (J)	0.0018 (J)	0.0032 (J)			
4/1/2019			0.0032 (J)			
4/2/2019	0.001 (J)	0.0018 (J)		0.00098 (J)		
9/23/2019	0.0011 (J)	0.0016 (J)	0.0029 (J)			
9/24/2019				<0.03		
3/2/2020	0.0012 (J)	0.0017 (J)	0.0037 (J)	0.0012 (J)		
3/25/2020	0.00083 (J)	0.0017 (J)	0.0035 (J)			
3/26/2020				0.00095 (J)		
9/15/2020	0.00087 (J)	0.0015 (J)	0.0026 (J)	<0.03		
9/16/2020						0.0018 (J)
9/17/2020					0.0039 (J)	
11/10/2020						0.0013 (J)
11/11/2020					0.0086 (J)	
12/15/2020					0.008 (J)	0.0019 (J)
1/19/2021						0.0025 (J)
1/20/2021					0.01 (J)	
2/8/2021	0.00086 (J)			0.0013 (J)	0.0098 (J)	
2/9/2021		0.0012 (J)	0.0032 (J)			0.0026 (J)
3/10/2021	0.0009 (J)			0.0011 (J)	0.0094 (J)	
3/11/2021		0.0011 (J)	0.0035 (J)			0.0022 (J)
8/11/2021	0.00078 (J)					0.0024 (J)
8/12/2021		0.0012 (J)	0.0028 (J)	0.0013 (J)	0.0096 (J)	
2/1/2022	0.0011 (J)	0.0017 (J)	0.0037 (J)			0.0024 (J)
2/7/2022				0.0013 (J)	0.0097 (J)	
8/2/2022	<0.03	0.0013 (J)	0.003 (J)	0.0011 (J)		0.0019 (J)
8/9/2022					0.011 (J)	
1/23/2023			0.003 (J)	<0.03	0.0097 (J)	
1/24/2023	0.00092 (J)	0.0014 (J)				0.002 (J)
8/8/2023	<0.03	0.0017 (J)	0.0031 (J)	<0.03	0.01 (J)	0.0021 (J)
2/13/2024	<0.03	0.0017 (J)	0.0034 (J)	<0.03	0.011 (J)	0.0024 (J)

ND substitution: RL or RL/2 if <15% NDs.

Time Series

Constituent: Lithium (mg/L) Analysis Run 5/21/2024 8:08 PM

Plant Hammond Client: Southern Company Data: Hammond AP-2

	HGWA-44D (bg)	HGWA-5 (bg)	HGWA-6 (bg)	HGWC-14	HGWC-15	HGWC-16
5/19/2016		<0.03				
5/20/2016			<0.03			
5/23/2016				<0.03	<0.03	<0.03
7/11/2016		0.0034 (J)	0.01 (J)			
7/12/2016				<0.03	<0.03	0.0037 (J)
8/30/2016		0.003 (J)	0.0095 (J)			
9/1/2016				<0.03	0.0021 (J)	0.0033 (J)
10/20/2016		0.0031 (J)	0.0105 (J)			
10/24/2016				<0.03	<0.03	
10/25/2016						0.0029 (J)
12/7/2016				<0.03	<0.03	0.0029 (J)
12/8/2016		0.0027 (J)	0.01 (J)			
1/24/2017		0.0028 (J)	0.0108 (J)			
1/26/2017				<0.03	<0.03	0.0028 (J)
3/21/2017		0.0037 (J)	0.0115 (J)			
3/22/2017						0.0025 (J)
3/23/2017				<0.03	0.0016 (J)	
5/23/2017		0.0033 (J)	0.011 (J)			
5/24/2017				<0.03	0.0029 (J)	0.0029 (J)
4/3/2018		0.0033 (J)	0.012 (J)		0.0026 (J)	0.0028 (J)
4/4/2018				<0.03		
6/5/2018		0.0034 (J)	0.011 (J)			
6/6/2018				<0.03	0.0013 (J)	0.0031 (J)
10/2/2018		0.0035 (J)	0.01 (J)			
10/3/2018				<0.03	0.0017 (J)	0.0026 (J)
3/12/2019		0.0032 (J)	0.011 (J)			
3/14/2019				<0.03	<0.03	
3/15/2019						0.0041 (J)
4/2/2019		0.0028 (J)	0.0095 (J)			
4/4/2019					0.0009 (J)	0.0032 (J)
4/5/2019				<0.03		
9/24/2019		0.0035 (J)	0.011 (J)	<0.03	0.0012 (J)	
9/25/2019						0.0038 (J)
3/2/2020		0.0036 (J)	0.012			
3/3/2020				<0.03	0.0084 (J)	0.0047 (J)
3/25/2020			0.011 (J)			
3/26/2020		0.0029 (J)			0.0061 (J)	
3/30/2020				<0.03		0.0041 (J)
9/15/2020		0.003 (J)	0.0095 (J)			
9/16/2020	0.014 (J)					
9/17/2020					0.0094 (J)	0.0043 (J)
9/18/2020				<0.03		
11/10/2020	0.025 (J)					
12/15/2020	0.028 (J)					
1/19/2021	0.034					
2/9/2021	0.026 (J)	0.003 (J)	0.01 (J)			
2/10/2021						0.0038 (J)
2/11/2021				<0.03		
2/12/2021					0.036	
3/10/2021	0.03					
3/11/2021		0.0037 (J)	0.012 (J)			
3/16/2021					0.032	

ND substitution: RL or RL/2 if <15% NDs.

Time Series

Constituent: Lithium (mg/L) Analysis Run 5/21/2024 8:08 PM

Plant Hammond Client: Southern Company Data: Hammond AP-2

	HGWA-44D (bg)	HGWA-5 (bg)	HGWA-6 (bg)	HGWC-14	HGWC-15	HGWC-16
3/17/2021				<0.03		0.0048 (J)
8/12/2021		0.0032 (J)	0.0094 (J)			
8/13/2021	0.032					
8/18/2021				<0.03		
8/19/2021					0.0058 (J)	0.0042 (J)
2/1/2022	0.048					
2/7/2022		0.0029 (J)	0.0097 (J)			
2/8/2022					0.014 (J)	0.0034 (J)
2/9/2022				<0.03		
8/2/2022	0.041					
8/11/2022				<0.03	0.0025 (J)	
1/24/2023	0.064					
1/27/2023		0.003 (J)	0.0096 (J)			
2/1/2023				<0.03	0.016 (J)	0.0036 (J)
8/8/2023	0.092 (o)	0.0095 (J)	0.0028 (J)			
8/13/2023				<0.03	0.0047 (J)	0.003 (J)
2/13/2024	0.088 (o)	0.0032 (J)	0.01 (J)			
2/17/2024				0.0029 (J)	0.014 (J)	
2/18/2024						0.003 (J)

ND substitution: RL or RL/2 if <15% NDs.

Time Series

Constituent: Lithium (mg/L) Analysis Run 5/21/2024 8:08 PM

Plant Hammond Client: Southern Company Data: Hammond AP-2

	HGWC-17	HGWC-18	MW-21D	MW-22	MW-23D	MW-33
5/23/2016	<0.03					
5/24/2016		0.0142 (J)				
7/12/2016	<0.03	0.0141 (J)				
9/1/2016	<0.03	0.0158 (J)				
10/25/2016	<0.03	0.016 (J)				
12/7/2016	<0.03					
12/8/2016		0.0144 (J)				
1/26/2017	<0.03	0.0136 (J)				
3/22/2017	<0.03					
3/23/2017		0.0151 (J)				
5/25/2017	0.0011 (J)	0.0154 (J)				
4/3/2018	<0.03	0.013 (J)				
6/5/2018		0.013 (J)				
6/6/2018	<0.03					
10/3/2018	<0.03	0.015 (J)				
3/14/2019		0.011 (J)			0.0028 (J)	
3/15/2019	0.0011 (J)		0.025 (J)	0.002 (J)		
4/4/2019			0.019 (J)			
4/5/2019	0.00074 (J)	0.0084 (J)		0.0013 (J)	0.0021 (J)	
9/25/2019	0.0011 (J)	0.015 (J)	0.024 (J)			
9/26/2019					0.0023 (J)	
9/27/2019				0.0013 (J)		
3/2/2020				0.0015 (J)	0.0025 (J)	
3/3/2020	0.0012 (J)	0.012 (J)	0.026 (J)			
3/27/2020				0.0013 (J)		
3/31/2020	0.0009 (J)	0.012 (J)				
4/1/2020			0.026 (J)		0.0024 (J)	0.0011 (J)
6/17/2020			0.023 (J)			0.00097 (J)
9/15/2020		0.014 (J)				
9/16/2020	0.0012 (J)					
9/17/2020				0.0011 (J)	0.0021 (J)	
9/21/2020			0.022 (J)			0.00086 (J)
2/11/2021	0.0013 (J)	0.011 (J)	0.021 (J)			
2/12/2021					0.0023 (J)	0.0011 (J)
2/15/2021				0.0011 (J)		
3/17/2021				0.0012 (J)	0.0024 (J)	
3/18/2021	0.0014 (J)	0.013 (J)	0.026 (J)			0.0012 (J)
8/18/2021	0.0012 (J)					0.00097 (J)
8/19/2021		0.013 (J)	0.022 (J)	0.0012 (J)	0.0022 (J)	
2/8/2022	0.0014 (J)	0.01 (J)	0.022 (J)	0.0011 (J)		0.001 (J)
2/10/2022					0.0029 (J)	
8/11/2022			0.022 (J)	0.0011 (J)	0.002 (J)	
1/27/2023			0.018 (J)			<0.03
1/30/2023	0.0014 (J)			0.0011 (J)		
2/1/2023		0.0093 (J)			0.0019 (J)	
8/12/2023			0.015 (J)			
8/13/2023	0.0018 (J)	0.012 (J)		0.0014 (J)	0.0017 (J)	0.00077 (J)
2/17/2024	<0.03					
2/18/2024		0.0098 (J)	0.012 (J)	<0.03	0.0016 (J)	<0.03

ND substitution: RL or RL/2 if <15% NDs.

Time Series

Constituent: Lithium (mg/L) Analysis Run 5/21/2024 8:08 PM

Plant Hammond Client: Southern Company Data: Hammond AP-2

	MW-34D	MW-35	MW-37D	MW-51
6/18/2020	0.0021 (J)	0.0046 (J)	0.038 (J)	
9/21/2020		0.0036 (J)		
9/23/2020	0.0011 (J)		0.031	
2/11/2021			0.034	
2/15/2021		0.0043 (J)		
3/12/2021			0.035	
3/19/2021		0.0045 (J)		
8/16/2021	0.001 (J)			
8/18/2021		0.0036 (J)	0.03	0.0022 (J)
2/8/2022		0.0039 (J)	0.029 (J)	0.001 (J)
2/9/2022	0.0022 (J)			
8/11/2022		<0.03		0.0014 (J)
1/30/2023	0.0013 (J)		0.021 (J)	
2/1/2023		0.0034 (J)		0.0015 (J)
8/12/2023	0.0013 (J)	0.0031 (J)		0.00098 (J)
8/13/2023			0.02 (J)	
2/18/2024	<0.03		0.021 (J)	
2/19/2024		0.0031 (J)		0.0017 (J)

ND substitution: RL or RL/2 if <15% NDs.

Time Series

Constituent: Mercury (mg/L) Analysis Run 5/21/2024 8:08 PM

Plant Hammond Client: Southern Company Data: Hammond AP-2

	HGWA-1 (bg)	HGWA-2 (bg)	HGWA-3 (bg)	HGWA-4 (bg)	HGWA-42D (bg)	HGWA-43D (bg)
5/19/2016	<0.0002	<0.0002	<0.0002	<0.0002		
7/11/2016	<0.0002	<0.0002		<0.0002		
7/12/2016			<0.0002			
8/30/2016	4E-05 (J)	4E-05 (J)	<0.0002	5E-05 (J)		
10/19/2016	<0.0002	<0.0002	<0.0002	<0.0002		
12/6/2016	<0.0002	<0.0002	<0.0002	5E-05 (J)		
1/24/2017	<0.0002	<0.0002	<0.0002	0.0001 (J)		
3/21/2017	<0.0002	<0.0002	<0.0002	0.00016 (J)		
5/22/2017	<0.0002	<0.0002	<0.0002			
5/23/2017				5E-05 (J)		
4/2/2018	<0.0002	<0.0002		<0.0002		
4/3/2018			<0.0002			
3/11/2019				<0.0002		
3/12/2019	<0.0002	<0.0002	<0.0002			
3/2/2020	<0.0002	<0.0002	<0.0002	<0.0002		
9/16/2020						<0.0002
9/17/2020					<0.0002	
11/10/2020						<0.0002
11/11/2020					<0.0002	
12/15/2020					<0.0002	<0.0002
1/19/2021						<0.0002
1/20/2021					<0.0002	
2/8/2021	<0.0002			<0.0002	<0.0002	
2/9/2021		<0.0002	<0.0002			<0.0002
2/1/2022	<0.0002	<0.0002	<0.0002			<0.0002
2/7/2022				<0.0002	<0.0002	
8/2/2022	<0.0002	<0.0002	<0.0002	<0.0002		<0.0002
8/9/2022					<0.0002	
1/23/2023			<0.0002	<0.0002	<0.0002	
1/24/2023	<0.0002	<0.0002				<0.0002
8/8/2023	<0.0002	<0.0002	<0.0002	<0.0002	<0.0002	<0.0002
2/13/2024	<0.0002	<0.0002	<0.0002	<0.0002	<0.0002	<0.0002

ND substitution: RL or RL/2 if <15% NDs.

Time Series

Constituent: Mercury (mg/L) Analysis Run 5/21/2024 8:08 PM

Plant Hammond Client: Southern Company Data: Hammond AP-2

	HGWA-44D (bg)	HGWA-5 (bg)	HGWA-6 (bg)	HGWC-14	HGWC-15	HGWC-16
5/19/2016		<0.0002				
5/20/2016			<0.0002			
5/23/2016				<0.0002	<0.0002	<0.0002
7/11/2016		<0.0002	<0.0002			
7/12/2016				<0.0002	<0.0002	<0.0002
8/30/2016		<0.0002	4.4E-05 (J)			
9/1/2016				<0.0002	<0.0002	<0.0002
10/20/2016		<0.0002	<0.0002			
10/24/2016				<0.0002	<0.0002	
10/25/2016						<0.0002
12/7/2016				<0.0002	<0.0002	<0.0002
12/8/2016		<0.0002	<0.0002			
1/24/2017		<0.0002	<0.0002			
1/26/2017				<0.0002	<0.0002	<0.0002
3/21/2017		<0.0002	<0.0002			
3/22/2017						<0.0002
3/23/2017				<0.0002	<0.0002	
5/23/2017		<0.0002	<0.0002			
5/24/2017				<0.0002	<0.0002	<0.0002
4/3/2018		<0.0002	<0.0002		<0.0002	<0.0002
4/4/2018				<0.0002		
3/12/2019		<0.0002	<0.0002			
3/14/2019				<0.0002	<0.0002	
3/15/2019						<0.0002
3/2/2020		<0.0002	<0.0002			
3/3/2020				<0.0002	<0.0002	<0.0002
9/16/2020	<0.0002					
11/10/2020	<0.0002					
12/15/2020	<0.0002					
1/19/2021	<0.0002					
2/9/2021	<0.0002	<0.0002	<0.0002			
2/10/2021						<0.0002
2/11/2021				<0.0002		
2/12/2021					<0.0002	
2/1/2022	<0.0002					
2/7/2022		<0.0002	<0.0002			
2/8/2022					<0.0002	<0.0002
2/9/2022				<0.0002		
8/2/2022	<0.0002					
8/11/2022				<0.0002	<0.0002	
1/24/2023	<0.0002					
1/27/2023		<0.0002	<0.0002			
2/1/2023				<0.0002	<0.0002	<0.0002
8/8/2023	<0.0002	<0.0002	<0.0002			
8/13/2023				<0.0002	<0.0002	<0.0002
2/13/2024	<0.0002	<0.0002	<0.0002			
2/17/2024				<0.0002	<0.0002	
2/18/2024						<0.0002

ND substitution: RL or RL/2 if <15% NDs.

Time Series

Constituent: Mercury (mg/L) Analysis Run 5/21/2024 8:08 PM

Plant Hammond Client: Southern Company Data: Hammond AP-2

	HGWC-17	HGWC-18	MW-21D	MW-22	MW-23D	MW-33
5/23/2016	<0.0002					
5/24/2016		<0.0002				
7/12/2016	<0.0002	<0.0002				
9/1/2016	<0.0002	6E-05 (J)				
10/25/2016	<0.0002	4E-05 (J)				
12/7/2016	<0.0002					
12/8/2016		<0.0002				
1/26/2017	<0.0002	8E-05 (J)				
3/22/2017	<0.0002					
3/23/2017		9E-05 (J)				
5/25/2017	<0.0002	8E-05 (J)				
4/3/2018	<0.0002	<0.0002				
3/14/2019		<0.0002			<0.0002	
3/15/2019	<0.0002		<0.0002	<0.0002		
3/2/2020				<0.0002	<0.0002	
3/3/2020	<0.0002	<0.0002	<0.0002			
2/11/2021	<0.0002	<0.0002	<0.0002			
2/12/2021					<0.0002	<0.0002
2/15/2021				<0.0002		
2/8/2022	<0.0002	<0.0002	<0.0002	<0.0002		<0.0002
2/10/2022					<0.0002	
8/11/2022			<0.0002	0.00016 (J)	0.00017 (J)	
1/27/2023			<0.0002			<0.0002
1/30/2023	<0.0002			<0.0002		
2/1/2023		<0.0002			<0.0002	
8/12/2023			<0.0002			
8/13/2023	<0.0002	<0.0002		<0.0002	<0.0002	<0.0002
2/17/2024	<0.0002					
2/18/2024		<0.0002	<0.0002	<0.0002	<0.0002	<0.0002

ND substitution: RL or RL/2 if <15% NDs.

Time Series

Constituent: Mercury (mg/L) Analysis Run 5/21/2024 8:08 PM

Plant Hammond Client: Southern Company Data: Hammond AP-2

	MW-34D	MW-35	MW-37D	MW-51
2/11/2021			<0.0002	
2/15/2021		<0.0002		
2/8/2022		0.00014 (J)	<0.0002	<0.0002
2/9/2022	<0.0002			
8/11/2022		0.00014 (J)		0.00013 (J)
1/30/2023	<0.0002		<0.0002	
2/1/2023		0.00084		<0.0002
8/12/2023	<0.0002	<0.0002		<0.0002
8/13/2023			<0.0002	
2/18/2024	<0.0002		<0.0002	
2/19/2024		<0.0002		<0.0002

ND substitution: RL or RL/2 if <15% NDs.

Time Series

Constituent: Molybdenum (mg/L) Analysis Run 5/21/2024 8:08 PM

Plant Hammond Client: Southern Company Data: Hammond AP-2

	HGWA-1 (bg)	HGWA-2 (bg)	HGWA-3 (bg)	HGWA-4 (bg)	HGWA-42D (bg)	HGWA-43D (bg)
5/19/2016	<0.01	<0.01	<0.01	<0.01		
7/11/2016	<0.01	<0.01		<0.01		
7/12/2016			<0.01			
8/30/2016	<0.01	<0.01	<0.01	<0.01		
10/19/2016	<0.01	<0.01	<0.01	<0.01		
12/6/2016	<0.01	<0.01	<0.01	<0.01		
1/24/2017	<0.01	<0.01	<0.01	<0.01		
3/21/2017	<0.01	<0.01	<0.01	<0.01		
5/22/2017	<0.01	<0.01	<0.01			
5/23/2017				<0.01		
4/2/2018	<0.01	<0.01		<0.01		
4/3/2018			<0.01			
3/11/2019				<0.01		
3/12/2019	<0.01	<0.01	<0.01			
4/1/2019			<0.01			
4/2/2019	<0.01	<0.01		<0.01		
9/23/2019	<0.01	<0.01	<0.01			
9/24/2019				<0.01		
3/2/2020	<0.01	<0.01	<0.01	<0.01		
3/25/2020	<0.01	<0.01	<0.01			
3/26/2020				<0.01		
9/15/2020	<0.01	<0.01	<0.01	<0.01		
9/16/2020						0.0044 (J)
9/17/2020					0.0037 (J)	
11/10/2020						0.0072 (J)
11/11/2020					<0.01	
12/15/2020					0.00082 (J)	0.0044 (J)
1/19/2021						0.0038 (J)
1/20/2021					<0.01	
2/8/2021	<0.01			<0.01	<0.01	
2/9/2021		<0.01	<0.01			0.0045 (J)
3/10/2021	<0.01			<0.01	<0.01	
3/11/2021		<0.01	<0.01			0.0064 (J)
8/11/2021	<0.01					0.0034 (J)
8/12/2021		<0.01	<0.01	<0.01	<0.01	
2/1/2022	<0.01	<0.01	<0.01			0.0036 (J)
2/7/2022				<0.01	0.00099 (J)	
8/2/2022	<0.01	<0.01	<0.01	<0.01		0.0042 (J)
8/9/2022					<0.01	
1/23/2023			<0.01	<0.01	<0.01	
1/24/2023	<0.01	<0.01				0.0027 (J)
8/8/2023	<0.01	<0.01	<0.01	<0.01	<0.01	0.0019 (J)
2/13/2024	<0.01	<0.01	<0.01	<0.01	0.0021 (J)	0.0015 (J)

ND substitution: RL or RL/2 if <15% NDs.

Time Series

Constituent: Molybdenum (mg/L) Analysis Run 5/21/2024 8:08 PM

Plant Hammond Client: Southern Company Data: Hammond AP-2

	HGWA-44D (bg)	HGWA-5 (bg)	HGWA-6 (bg)	HGWC-14	HGWC-15	HGWC-16
5/19/2016		<0.01				
5/20/2016			<0.01			
5/23/2016				<0.01	<0.01	<0.01
7/11/2016		<0.01	0.0008 (J)			
7/12/2016				<0.01	0.0007 (J)	<0.01
8/30/2016		<0.01	<0.01			
9/1/2016				<0.01	<0.01	<0.01
10/20/2016		<0.01	<0.01			
10/24/2016				<0.01	<0.01	
10/25/2016						<0.01
12/7/2016				<0.01	<0.01	<0.01
12/8/2016		<0.01	<0.01			
1/24/2017		<0.01	<0.01			
1/26/2017				<0.01	<0.01	<0.01
3/21/2017		<0.01	0.0002 (J)			
3/22/2017						<0.01
3/23/2017				<0.01	<0.01	
5/23/2017		<0.01	<0.01			
5/24/2017				<0.01	<0.01	<0.01
4/3/2018		<0.01	<0.01		<0.01	<0.01
4/4/2018				<0.01		
3/12/2019		<0.01	<0.01			
3/14/2019				<0.01	<0.01	
3/15/2019						<0.01
4/2/2019		<0.01	<0.01			
4/4/2019					<0.01	<0.01
4/5/2019				<0.01		
9/24/2019		<0.01	<0.01	<0.01	<0.01	
9/25/2019						<0.01
3/2/2020		<0.01	<0.01			
3/3/2020				<0.01	<0.01	<0.01
3/25/2020			<0.01			
3/26/2020		<0.01			<0.01	
3/30/2020				<0.01		<0.01
9/15/2020		<0.01	<0.01			
9/16/2020	0.0019 (J)					
9/17/2020					<0.01	<0.01
9/18/2020				<0.01		
11/10/2020	0.0018 (J)					
12/15/2020	0.0019 (J)					
1/19/2021	0.0035 (J)					
2/9/2021	0.0038 (J)	<0.01	<0.01			
2/10/2021						<0.01
2/11/2021				<0.01		
2/12/2021					<0.01	
3/10/2021	0.0019 (J)					
3/11/2021		<0.01	<0.01			
3/16/2021					<0.01	
3/17/2021				<0.01		<0.01
8/12/2021		<0.01	<0.01			
8/13/2021	0.0051 (J)					
8/18/2021				<0.01		

ND substitution: RL or RL/2 if <15% NDs.

Time Series

Constituent: Molybdenum (mg/L) Analysis Run 5/21/2024 8:08 PM

Plant Hammond Client: Southern Company Data: Hammond AP-2

	HGWA-44D (bg)	HGWA-5 (bg)	HGWA-6 (bg)	HGWC-14	HGWC-15	HGWC-16
8/19/2021					<0.01	<0.01
2/1/2022	0.0055 (J)					
2/7/2022		<0.01	<0.01			
2/8/2022					<0.01	<0.01
2/9/2022				<0.01		
8/2/2022	0.002 (J)					
8/11/2022				<0.01	<0.01	
1/24/2023	0.0026 (J)					
1/27/2023		<0.01	<0.01			
2/1/2023				<0.01	<0.01	<0.01
8/8/2023	0.0013 (J)	<0.01	<0.01			
8/13/2023				<0.01	<0.01	<0.01
2/13/2024	0.0018 (J)	<0.01	<0.01			
2/17/2024				<0.01	<0.01	
2/18/2024						<0.01

ND substitution: RL or RL/2 if <15% NDs.

Time Series

Constituent: Molybdenum (mg/L) Analysis Run 5/21/2024 8:08 PM

Plant Hammond Client: Southern Company Data: Hammond AP-2

	HGWC-17	HGWC-18	MW-21D	MW-22	MW-23D	MW-33
5/23/2016	<0.01					
5/24/2016		<0.01				
7/12/2016	<0.01	<0.01				
9/1/2016	<0.01	<0.01				
10/25/2016	<0.01	<0.01				
12/7/2016	<0.01					
12/8/2016		<0.01				
1/26/2017	<0.01	<0.01				
3/22/2017	<0.01					
3/23/2017		<0.01				
5/25/2017	<0.01	<0.01				
4/3/2018	<0.01	<0.01				
3/14/2019		<0.01			<0.01	
3/15/2019	<0.01		0.045	<0.01		
4/4/2019			0.033			
4/5/2019	<0.01	<0.01		0.00013 (J)	0.0014 (J)	
9/25/2019	<0.01	<0.01	0.038			
9/26/2019					0.0025 (J)	
9/27/2019				<0.01		
3/2/2020				<0.01	0.003 (J)	
3/3/2020	<0.01	<0.01	0.025			
3/27/2020				<0.01		
3/31/2020	<0.01	<0.01				
4/1/2020			0.024		0.0032 (J)	<0.01
6/17/2020			0.019			<0.01
9/15/2020		<0.01				
9/16/2020	<0.01					
9/17/2020				<0.01	0.0026 (J)	
9/21/2020			0.017			<0.01
2/11/2021	<0.01	<0.01	0.016			
2/12/2021					0.0039 (J)	<0.01
2/15/2021				<0.01		
3/17/2021				<0.01	0.0034 (J)	
3/18/2021	<0.01	<0.01	0.016			<0.01
8/18/2021	<0.01					<0.01
8/19/2021		<0.01	0.018	<0.01	0.0034 (J)	
2/8/2022	<0.01	<0.01	0.016	<0.01		<0.01
2/10/2022					0.0034 (J)	
8/11/2022			0.023	<0.01	0.0039 (J)	
1/27/2023			0.028			<0.01
1/30/2023	<0.01			<0.01		
2/1/2023		<0.01			0.0041 (J)	
8/12/2023			0.021			
8/13/2023	<0.01	<0.01		<0.01	0.0041 (J)	<0.01
2/17/2024	<0.01					
2/18/2024		<0.01	0.015	<0.01	0.0047 (J)	<0.01

ND substitution: RL or RL/2 if <15% NDs.

Time Series

Constituent: Molybdenum (mg/L) Analysis Run 5/21/2024 8:08 PM

Plant Hammond Client: Southern Company Data: Hammond AP-2

	MW-34D	MW-35	MW-37D	MW-51
6/18/2020	<0.01	<0.01	0.023	
9/21/2020		<0.01		
9/23/2020	<0.01		0.015	
2/11/2021			0.019	
2/15/2021		<0.01		
3/12/2021			0.014	
3/19/2021		<0.01		
8/16/2021	<0.01			
8/18/2021		<0.01	0.0083 (J)	<0.01
2/8/2022		<0.01	0.007 (J)	<0.01
2/9/2022	<0.01			
8/11/2022		<0.01		<0.01
1/30/2023	<0.01		0.0063 (J)	
2/1/2023		<0.01		<0.01
8/12/2023	<0.01	<0.01		<0.01
8/13/2023			0.0029 (J)	
2/18/2024	<0.01		0.0016 (J)	
2/19/2024		<0.01		<0.01

ND substitution: RL or RL/2 if <15% NDs.

Time Series

Constituent: Selenium (mg/L) Analysis Run 5/21/2024 8:08 PM

Plant Hammond Client: Southern Company Data: Hammond AP-2

	HGWA-1 (bg)	HGWA-2 (bg)	HGWA-3 (bg)	HGWA-4 (bg)	HGWA-42D (bg)	HGWA-43D (bg)
5/19/2016	<0.005	<0.005	<0.005	<0.005		
7/11/2016	<0.005	<0.005		<0.005		
7/12/2016			<0.005			
8/30/2016	<0.005	<0.005	<0.005	<0.005		
10/19/2016	<0.005	<0.005	<0.005	<0.005		
12/6/2016	<0.005	<0.005	<0.005	<0.005		
1/24/2017	<0.005	<0.005	<0.005	<0.005		
3/21/2017	<0.005	<0.005	<0.005	<0.005		
5/22/2017	<0.005	<0.005	<0.005			
5/23/2017				<0.005		
4/2/2018	<0.005	<0.005		<0.005		
4/3/2018			<0.005			
6/4/2018	<0.005	<0.005	<0.005	<0.005		
10/1/2018	<0.005	<0.005	<0.005	<0.005		
3/11/2019				<0.005		
3/12/2019	<0.005	<0.005	<0.005			
4/1/2019			<0.005			
4/2/2019	<0.005	<0.005		<0.005		
9/23/2019	<0.005	<0.005	<0.005			
9/24/2019				<0.005		
3/2/2020	<0.005	<0.005	<0.005	<0.005		
3/25/2020	<0.005	<0.005	<0.005			
3/26/2020				<0.005		
9/15/2020	<0.005	<0.005	<0.005	<0.005		
9/16/2020						<0.005
9/17/2020					<0.005	
11/10/2020						<0.005
11/11/2020					<0.005	
12/15/2020					<0.005	<0.005
1/19/2021						<0.005
1/20/2021					<0.005	
2/8/2021	<0.005			<0.005	<0.005	
2/9/2021		<0.005	<0.005			<0.005
3/10/2021	0.0047 (J)			<0.005	<0.005	
3/11/2021		<0.005	<0.005			<0.005
8/11/2021	<0.005					<0.005
8/12/2021		<0.005	<0.005	<0.005	<0.005	
2/1/2022	<0.005	<0.005	<0.005			<0.005
2/7/2022				<0.005	<0.005	
8/2/2022	<0.005	0.0014 (J)	<0.005	<0.005		<0.005
8/9/2022					<0.005	
1/23/2023			<0.005	<0.005	<0.005	
1/24/2023	<0.005	<0.005				<0.005
8/8/2023	<0.005	0.0019 (J)	<0.005	<0.005	<0.005	<0.005
2/13/2024	<0.005	0.002 (J)	<0.005	<0.005	<0.005	<0.005

ND substitution: RL or RL/2 if <15% NDs.

Time Series

Constituent: Selenium (mg/L) Analysis Run 5/21/2024 8:08 PM

Plant Hammond Client: Southern Company Data: Hammond AP-2

	HGWA-44D (bg)	HGWA-5 (bg)	HGWA-6 (bg)	HGWC-14	HGWC-15	HGWC-16
5/19/2016		<0.005				
5/20/2016			<0.005			
5/23/2016				0.017	<0.005	<0.005
7/11/2016		<0.005	<0.005			
7/12/2016				0.0146	<0.005	<0.005
8/30/2016		<0.005	<0.005			
9/1/2016				0.0137	<0.005	<0.005
10/20/2016		<0.005	<0.005			
10/24/2016				0.0135	0.0012 (J)	
10/25/2016						<0.005
12/7/2016				0.01 (J)	0.0041 (J)	<0.005
12/8/2016		<0.005	<0.005			
1/24/2017		0.0011 (J)	<0.005			
1/26/2017				0.0214	<0.005	<0.005
3/21/2017		<0.005	<0.005			
3/22/2017						<0.005
3/23/2017				0.0167	0.0016 (J)	
5/23/2017		<0.005	<0.005			
5/24/2017				0.0083 (J)	<0.005	<0.005
4/3/2018		<0.005	<0.005		<0.005	<0.005
4/4/2018				0.012		
6/5/2018		<0.005	<0.005			
6/6/2018				0.014	<0.005	<0.005
10/2/2018		<0.005	<0.005			
10/3/2018				0.0056 (J)	<0.005	<0.005
3/12/2019		<0.005	<0.005			
3/14/2019				0.0048 (J)	<0.005	
3/15/2019						<0.005
4/2/2019		<0.005	<0.005			
4/4/2019					0.00021 (J)	8.9E-05 (J)
4/5/2019				0.00091 (J)		
9/24/2019		<0.005	<0.005	0.0064 (J)	<0.005	
9/25/2019						<0.005
3/2/2020		<0.005	<0.005			
3/3/2020				0.0045 (J)	<0.005	<0.005
3/25/2020			<0.005			
3/26/2020		<0.005			<0.005	
3/30/2020				0.0049 (J)		<0.005
9/15/2020		<0.005	<0.005			
9/16/2020	<0.005					
9/17/2020					<0.005	<0.005
9/18/2020				0.0045 (J)		
11/10/2020	<0.005					
12/15/2020	<0.005					
1/19/2021	<0.005					
2/9/2021	<0.005	<0.005	<0.005			
2/10/2021						<0.005
2/11/2021				0.0072 (J)		
2/12/2021					<0.005	
3/10/2021	<0.005					
3/11/2021		<0.005	<0.005			
3/16/2021					<0.005	

ND substitution: RL or RL/2 if <15% NDs.

Time Series

Constituent: Selenium (mg/L) Analysis Run 5/21/2024 8:08 PM

Plant Hammond Client: Southern Company Data: Hammond AP-2

	HGWA-44D (bg)	HGWA-5 (bg)	HGWA-6 (bg)	HGWC-14	HGWC-15	HGWC-16
3/17/2021				0.01 (J)		<0.005
8/12/2021		<0.005	<0.005			
8/13/2021	<0.005					
8/18/2021				0.0077		
8/19/2021					<0.005	<0.005
2/1/2022	<0.005					
2/7/2022		<0.005	<0.005			
2/8/2022					<0.005	<0.005
2/9/2022				0.0047 (J)		
8/2/2022	<0.005					
8/10/2022		<0.005	<0.005			<0.005
8/11/2022				0.0037 (J)	<0.005	
1/24/2023	<0.005					
1/27/2023		<0.005	<0.005			
2/1/2023				0.0036 (J)	<0.005	<0.005
8/8/2023	<0.005	<0.005	<0.005			
8/13/2023				0.0038 (J)	<0.005	<0.005
2/13/2024	<0.005	<0.005	<0.005			
2/17/2024				0.0056	<0.005	
2/18/2024						<0.005

ND substitution: RL or RL/2 if <15% NDs.

Time Series

Constituent: Selenium (mg/L) Analysis Run 5/21/2024 8:08 PM

Plant Hammond Client: Southern Company Data: Hammond AP-2

	HGWC-17	HGWC-18	MW-21D	MW-22	MW-23D	MW-33
5/23/2016	<0.005					
5/24/2016		<0.2				
7/12/2016	<0.005	0.036				
9/1/2016	0.0014 (J)	0.0347				
10/25/2016	<0.005	0.0282				
12/7/2016	0.0023 (J)					
12/8/2016		0.0373				
1/26/2017	<0.005	0.0385				
3/22/2017	<0.005					
3/23/2017		0.0414				
5/25/2017	<0.005	0.019				
4/3/2018	<0.005	0.029				
6/5/2018		0.038				
6/6/2018	<0.005					
10/3/2018	<0.005	0.017				
3/14/2019		0.016			<0.005	
3/15/2019	<0.005		<0.005	<0.005		
4/4/2019			<0.005			
4/5/2019	9.3E-05 (J)	0.0018 (J)		<0.005	<0.005	
9/25/2019	<0.005	0.02	<0.005			
9/26/2019					<0.005	
9/27/2019				<0.005		
3/2/2020				<0.005	<0.005	
3/3/2020	<0.005	0.014	<0.005			
3/27/2020				<0.005		
3/31/2020	<0.005	0.019				
4/1/2020			<0.005		<0.005	0.011
6/17/2020			<0.005			0.014
9/15/2020		0.059				
9/16/2020	<0.005					
9/17/2020				0.002 (J)	<0.005	
9/21/2020			<0.005			0.041
2/11/2021	<0.005	0.023	<0.005			
2/12/2021					<0.005	0.011
2/15/2021				<0.005		
3/17/2021				<0.005	<0.005	
3/18/2021	<0.005	0.019 (J)	<0.005			0.028
8/18/2021	<0.005					0.014
8/19/2021		0.01	<0.005	<0.005	<0.005	
2/8/2022	<0.005	0.0082	<0.005	<0.005		0.0078
2/10/2022					<0.005	
8/10/2022	<0.005	0.0096				0.007 (J)
8/11/2022			<0.005	<0.005	<0.005	
1/27/2023			<0.005			0.015
1/30/2023	<0.005			<0.005		
2/1/2023		0.0054			<0.005	
8/12/2023			<0.005			
8/13/2023	<0.005	0.0085		<0.005	<0.005	0.0065
2/17/2024	<0.005					
2/18/2024		0.013	<0.005	<0.005	<0.005	0.011

ND substitution: RL or RL/2 if <15% NDs.

Time Series

Constituent: Selenium (mg/L) Analysis Run 5/21/2024 8:08 PM

Plant Hammond Client: Southern Company Data: Hammond AP-2

	MW-34D	MW-35	MW-37D	MW-51
6/18/2020	0.0025 (J)	0.014	<0.005	
9/21/2020		0.037		
9/23/2020	<0.005		<0.005	
2/11/2021			<0.005	
2/15/2021		0.01		
3/12/2021			<0.005	
3/19/2021		0.016 (J)		
8/16/2021	<0.005			
8/18/2021		0.014	<0.005	0.004 (J)
2/8/2022		0.0083	<0.005	<0.005
2/9/2022	<0.005			
8/10/2022	<0.005		<0.005	
8/11/2022		0.0089 (J)		0.0023 (J)
1/30/2023	0.0016 (J)		<0.005	
2/1/2023		0.0063		0.0021 (J)
8/12/2023	<0.005	0.0058		<0.005
8/13/2023			<0.005	
2/18/2024	<0.005		<0.005	
2/19/2024		0.0057		0.0019 (J)

ND substitution: RL or RL/2 if <15% NDs.

Time Series

Constituent: Sulfate (mg/L) Analysis Run 5/21/2024 8:08 PM

Plant Hammond Client: Southern Company Data: Hammond AP-2

	HGWA-1 (bg)	HGWA-2 (bg)	HGWA-3 (bg)	HGWA-4 (bg)	HGWA-42D (bg)	HGWA-43D (bg)
5/19/2016	66.9	48.6	42.3	1.22		
7/11/2016	41	45		3.7		
7/12/2016			44			
8/30/2016	36	42	40	6.8		
10/19/2016	46	44	43	11		
12/6/2016	59	44	43	13		
1/24/2017	46	46	48	5.7		
3/21/2017	63	46	45	1.7		
5/22/2017	77	48	46			
5/23/2017				1.5		
10/3/2017	42	47	48	1.3		
6/4/2018	71.8	47.8	46.6	4.9		
10/1/2018	49.1	48.1	48.6	0.59 (J)		
4/1/2019			50.4			
4/2/2019	84.3	48.7		4.9		
9/23/2019	70.2	47.2	43.9			
9/24/2019				<1		
3/25/2020	85.9	46.3	50.5			
3/26/2020				<1		
9/15/2020	47.3	51.5	44.7	<1		
9/16/2020						43
9/17/2020					10.9	
11/10/2020						39
11/11/2020					9.4	
12/15/2020					10.9	38.8
1/19/2021						37.3
1/20/2021					9.8	
3/10/2021	49.6			1.2	10.8	
3/11/2021		52.9	50.4			38.6
8/11/2021	48.9					30.5
8/12/2021		47.4	38.6	1.1	7.8	
2/1/2022	43.7	67.1	46			37.5
2/7/2022				2.9	10.4	
8/2/2022	58.1	86.9	43.5	4.9		37
8/9/2022					11.2	
1/23/2023			39.5	42.5	11.1	
1/24/2023	48.3	79.7				34.7
8/8/2023	67.7	89.9	35	16.8	10.5	25.6
2/13/2024	50.4	93.9	35.5	64.6	17.1	28.9

ND substitution: RL or RL/2 if <15% NDs.

Time Series

Constituent: Sulfate (mg/L) Analysis Run 5/21/2024 8:08 PM

Plant Hammond Client: Southern Company Data: Hammond AP-2

	HGWA-44D (bg)	HGWA-5 (bg)	HGWA-6 (bg)	HGWC-14	HGWC-15	HGWC-16
5/19/2016		25				
5/20/2016			34.4			
5/23/2016				1070	424	203
7/11/2016		27	34			
7/12/2016				1300	440	220
8/30/2016		23	36			
9/1/2016				1300	440	220
10/20/2016		19	36			
10/24/2016				280	420	
10/25/2016						230
12/7/2016				1300	450	220
12/8/2016		20	36			
1/24/2017		20	37			
1/26/2017				1400	490	250
3/21/2017		23	37			
3/22/2017						240
3/23/2017				1500	530	
5/23/2017		21	38			
5/24/2017				1400	500	230
10/3/2017		21	38			
10/4/2017				1400	560	220
6/5/2018		22.9	38			
6/6/2018				1520	469	233
10/2/2018		20.3	38.5			
10/3/2018				1550	600	215
4/2/2019		23.8	35.5			
4/4/2019					528	251
4/5/2019				1520		
9/24/2019		20.7	35.4	1110	382	
9/25/2019						223
3/25/2020			35.1			
3/26/2020		21.6			438	
3/30/2020				1150		223
9/15/2020		21.2	35.3			
9/16/2020	6.9					
9/17/2020					416	254
9/18/2020				1260		
11/10/2020	6.3					
12/15/2020	6.7					
1/19/2021	7.4					
3/10/2021	<1					
3/11/2021		22.7	35.5			
3/16/2021					379	
3/17/2021				1300		250
8/12/2021		17.4	28.6			
8/13/2021	56.1					
8/18/2021				768		
8/19/2021					223	228
2/1/2022	56.3					
2/7/2022		20.6	33			
2/8/2022					360	238
2/9/2022				1190		

ND substitution: RL or RL/2 if <15% NDs.

Time Series

Constituent: Sulfate (mg/L) Analysis Run 5/21/2024 8:08 PM

Plant Hammond Client: Southern Company Data: Hammond AP-2

	HGWA-44D (bg)	HGWA-5 (bg)	HGWA-6 (bg)	HGWC-14	HGWC-15	HGWC-16
8/2/2022	13.2					
8/10/2022		19.7	34			206
8/11/2022				1200	365	
1/24/2023	10.1					
1/27/2023		22.7	35			
2/1/2023				1060	341	257
8/8/2023	1.3	32.7	18.8			
8/13/2023				935	281	214
2/13/2024	2	21.8	35.3			
2/17/2024				898	305	
2/18/2024						220

Time Series

Constituent: Sulfate (mg/L) Analysis Run 5/21/2024 8:08 PM

Plant Hammond Client: Southern Company Data: Hammond AP-2

	HGWC-17	HGWC-18	MW-21D	MW-22	MW-23D	MW-33
5/23/2016	395					
5/24/2016		834				
7/12/2016	460	930				
9/1/2016	430	890				
10/25/2016	440	950				
12/7/2016	410					
12/8/2016		910				
1/26/2017	440	970				
3/22/2017	460					
3/23/2017		980				
5/25/2017	430	920				
10/4/2017	490	870				
6/5/2018		962				
6/6/2018	520					
10/3/2018	651	1170				
4/4/2019			915			
4/5/2019	642	1030		392	585	
9/25/2019	434	920	767			
9/26/2019					556	
9/27/2019				520		
1/22/2020						1250
3/27/2020				419		
3/31/2020	484	934				
4/1/2020			889		478	1210
6/17/2020			901			1210
9/15/2020		1080				
9/16/2020	467					
9/17/2020				468	490	
9/21/2020			1010			1290
3/17/2021				461	486	
3/18/2021	447	1050	829			1360
8/18/2021	280					740
8/19/2021		934	724	412 (M1)	432	
2/8/2022	364	960	779	449		1220
2/10/2022					430	
8/10/2022	423	946				1010
8/11/2022			910	472	389	
1/27/2023			646			895
1/30/2023	451			445		
2/1/2023		776			438	
8/12/2023			276			
8/13/2023	351	895		410	379	970
2/17/2024	260					
2/18/2024		755	150	427	401	820

Time Series

Constituent: Sulfate (mg/L) Analysis Run 5/21/2024 8:08 PM

Plant Hammond Client: Southern Company Data: Hammond AP-2

	MW-34D	MW-35	MW-37D	MW-51
6/18/2020	1100	1160	286	
9/21/2020		1220		
9/23/2020	1080		256	
3/12/2021			237	
3/19/2021		1220		
8/16/2021	987			
8/18/2021		789	207	757
2/8/2022		1190	248	1150
2/9/2022	1050			
8/10/2022	1040		122	
8/11/2022		1020		979
1/30/2023	1120		85.2	
2/1/2023		1190		1110
8/12/2023	948	1090		1040
8/13/2023			39.2	
2/18/2024	918		30.4	
2/19/2024		1060		1010

Time Series

Constituent: Thallium (mg/L) Analysis Run 5/21/2024 8:08 PM

Plant Hammond Client: Southern Company Data: Hammond AP-2

	HGWA-1 (bg)	HGWA-2 (bg)	HGWA-3 (bg)	HGWA-4 (bg)	HGWA-42D (bg)	HGWA-43D (bg)
5/19/2016	<0.001	<0.001	<0.001	<0.001		
7/11/2016	<0.001	<0.001		<0.001		
7/12/2016			<0.001			
8/30/2016	<0.001	<0.001	<0.001	<0.001		
10/19/2016	<0.001	<0.001	<0.001	<0.001		
12/6/2016	<0.001	<0.001	<0.001	<0.001		
1/24/2017	<0.001	<0.001	<0.001	<0.001		
3/21/2017	<0.001	3E-05 (J)	<0.001	<0.001		
5/22/2017	<0.001	<0.001	<0.001			
5/23/2017				<0.001		
4/2/2018	<0.001	<0.001		<0.001		
4/3/2018			<0.001			
6/4/2018	<0.001	<0.001	<0.001	<0.001		
10/1/2018	<0.001	<0.001	<0.001	<0.001		
3/11/2019				<0.001		
3/12/2019	<0.001	<0.001	<0.001			
4/1/2019			<0.001			
4/2/2019	<0.001	<0.001		<0.001		
9/23/2019	<0.001	<0.001	<0.001			
9/24/2019				<0.001		
3/2/2020	<0.001	<0.001	<0.001	<0.001		
3/25/2020	<0.001	<0.001	<0.001			
3/26/2020				<0.001		
9/15/2020	<0.001	<0.001	<0.001	<0.001		
9/16/2020						<0.001
9/17/2020					<0.001	
11/10/2020						<0.001
11/11/2020					<0.001	
12/15/2020					<0.001	<0.001
1/19/2021						<0.001
1/20/2021					<0.001	
2/8/2021	<0.001			<0.001	<0.001	
2/9/2021		<0.001	<0.001			<0.001
3/10/2021	<0.001			<0.001	<0.001	
3/11/2021		<0.001	<0.001			<0.001
8/11/2021	<0.001					<0.001
8/12/2021		<0.001	<0.001	<0.001	<0.001	
2/1/2022	<0.001	<0.001	<0.001			<0.001
2/7/2022				<0.001	<0.001	
8/2/2022	<0.001	<0.001	<0.001	<0.001		<0.001
8/9/2022					<0.001	
1/23/2023			<0.001	<0.001	<0.001	
1/24/2023	<0.001	<0.001				<0.001
8/8/2023	<0.001	<0.001	<0.001	<0.001	<0.001	<0.001
2/13/2024	<0.001	<0.001	<0.001	<0.001	<0.001	<0.001

ND substitution: RL or RL/2 if <15% NDs.

Time Series

Constituent: Thallium (mg/L) Analysis Run 5/21/2024 8:08 PM

Plant Hammond Client: Southern Company Data: Hammond AP-2

	HGWA-44D (bg)	HGWA-5 (bg)	HGWA-6 (bg)	HGWC-14	HGWC-15	HGWC-16
5/19/2016		<0.001				
5/20/2016			<0.001			
5/23/2016				0.000306 (J)	<0.001	<0.001
7/11/2016		<0.001	<0.001			
7/12/2016				0.0003 (J)	<0.001	<0.001
8/30/2016		<0.001	<0.001			
9/1/2016				0.0003 (J)	<0.001	<0.001
10/20/2016		<0.001	<0.001			
10/24/2016				0.0004	<0.001	
10/25/2016						<0.001
12/7/2016				0.0003 (J)	<0.001	<0.001
12/8/2016		<0.001	<0.001			
1/24/2017		<0.001	<0.001			
1/26/2017				0.0003 (J)	<0.001	<0.001
3/21/2017		<0.001	<0.001			
3/22/2017						<0.001
3/23/2017				0.0003 (J)	<0.001	
5/23/2017		<0.001	<0.001			
5/24/2017				0.0003 (J)	<0.001	<0.001
4/3/2018		<0.001	<0.001		<0.001	<0.001
4/4/2018				0.00028 (J)		
6/5/2018		<0.001	<0.001			
6/6/2018				0.00029 (J)	<0.001	<0.001
10/2/2018		<0.001	<0.001			
10/3/2018				0.00029 (J)	<0.001	<0.001
3/12/2019		<0.001	<0.001			
3/14/2019				0.00028 (J)	<0.001	
3/15/2019						<0.001
4/2/2019		<0.001	<0.001			
4/4/2019					<0.001	<0.001
4/5/2019				0.00028 (J)		
9/24/2019		<0.001	<0.001	0.0003 (J)	<0.001	
9/25/2019						<0.001
3/2/2020		<0.001	<0.001			
3/3/2020				0.00026 (J)	<0.001	<0.001
3/25/2020			5.7E-05 (J)			
3/26/2020		<0.001			<0.001	
3/30/2020				0.00028 (J)		<0.001
9/15/2020		<0.001	<0.001			
9/16/2020	<0.001					
9/17/2020					<0.001	<0.001
9/18/2020				0.00028 (J)		
11/10/2020	<0.001					
12/15/2020	<0.001					
1/19/2021	<0.001					
2/9/2021	<0.001	<0.001	<0.001			
2/10/2021						<0.001
2/11/2021				0.00026 (J)		
2/12/2021					<0.001	
3/10/2021	<0.001					
3/11/2021		<0.001	<0.001			
3/16/2021					<0.001	

ND substitution: RL or RL/2 if <15% NDs.

Time Series

Constituent: Thallium (mg/L) Analysis Run 5/21/2024 8:08 PM

Plant Hammond Client: Southern Company Data: Hammond AP-2

	HGWA-44D (bg)	HGWA-5 (bg)	HGWA-6 (bg)	HGWC-14	HGWC-15	HGWC-16
3/17/2021				0.00034 (J)		<0.001
8/12/2021		<0.001	<0.001			
8/13/2021	<0.001					
8/18/2021				0.00027 (J)		
8/19/2021					<0.001	<0.001
2/1/2022	<0.001					
2/7/2022		<0.001	<0.001			
2/8/2022					<0.001	<0.001
2/9/2022				0.00025 (J)		
8/2/2022	<0.001					
8/10/2022		<0.001	<0.001			<0.001
8/11/2022				0.00024 (J)	<0.001	
1/24/2023	<0.001					
1/27/2023		<0.001	<0.001			
2/1/2023				0.00047 (J)	0.00022 (J)	<0.001
8/8/2023	<0.001	<0.001	<0.001			
8/13/2023				0.00026 (J)	<0.001	<0.001
2/13/2024	<0.001	<0.001	<0.001			
2/17/2024				<0.001	<0.001	
2/18/2024						<0.001

ND substitution: RL or RL/2 if <15% NDs.

Time Series

Constituent: Thallium (mg/L) Analysis Run 5/21/2024 8:08 PM

Plant Hammond Client: Southern Company Data: Hammond AP-2

	HGWC-17	HGWC-18	MW-21D	MW-22	MW-23D	MW-33
5/23/2016	<0.001					
5/24/2016		<0.001				
7/12/2016	0.0001 (J)	0.0002 (J)				
9/1/2016	<0.001	<0.001				
10/25/2016	<0.001	<0.001				
12/7/2016	<0.001					
12/8/2016		<0.001				
1/26/2017	<0.001	<0.001				
3/22/2017	0.0001 (J)					
3/23/2017		0.0002 (J)				
5/25/2017	0.0001 (J)	0.0002 (J)				
4/3/2018	<0.001	0.00014 (J)				
6/5/2018		0.00016 (J)				
6/6/2018	<0.001					
10/3/2018	<0.001	<0.001				
3/14/2019		<0.001			<0.001	
3/15/2019	<0.001		<0.001	<0.001		
4/4/2019			<0.001			
4/5/2019	0.00013 (J)	0.00014 (J)		<0.001	<0.001	
9/25/2019	0.00012 (J)	0.00019 (J)	<0.001			
9/26/2019					<0.001	
9/27/2019				<0.001		
3/2/2020				<0.001	<0.001	
3/3/2020	0.00011 (J)	0.00013 (J)	<0.001			
3/27/2020				<0.001		
3/31/2020	0.00014 (J)	0.00015 (J)				
4/1/2020			<0.001		<0.001	0.00029 (J)
6/17/2020			<0.001			0.00028 (J)
9/15/2020		0.00016 (J)				
9/16/2020	<0.001					
9/17/2020				<0.001	<0.001	
9/21/2020			<0.001			0.00029 (J)
2/11/2021	<0.001	<0.001	<0.001			
2/12/2021					<0.001	0.00025 (J)
2/15/2021				<0.001		
3/17/2021				<0.001	<0.001	
3/18/2021	<0.001	0.00016 (J)	<0.001			0.00031 (J)
8/18/2021	<0.001					0.0004 (J)
8/19/2021		0.0002 (J)	<0.001	<0.001	<0.001	
2/8/2022	<0.001	<0.001	<0.001	<0.001		0.00025 (J)
2/10/2022					<0.001	
8/10/2022	<0.001	<0.001				<0.001
8/11/2022			<0.001	<0.001	<0.001	
1/27/2023			<0.001			0.00021 (J)
1/30/2023	0.00025 (J)			<0.001		
2/1/2023		<0.001			<0.001	
8/12/2023			<0.001			
8/13/2023	<0.001	<0.001		<0.001	<0.001	0.00022 (J)
2/17/2024	<0.001					
2/18/2024		<0.001	<0.001	<0.001	<0.001	<0.001

ND substitution: RL or RL/2 if <15% NDs.

Time Series

Constituent: Thallium (mg/L) Analysis Run 5/21/2024 8:08 PM

Plant Hammond Client: Southern Company Data: Hammond AP-2

	MW-34D	MW-35	MW-37D	MW-51
6/18/2020	0.00015 (J)	0.00013 (J)	<0.001	
9/21/2020		<0.001		
9/23/2020	<0.001		<0.001	
2/11/2021			<0.001	
2/15/2021		<0.001		
3/12/2021			<0.001	
3/19/2021		<0.001		
8/16/2021	<0.001			
8/18/2021		<0.001	<0.001	<0.001
2/8/2022		<0.001	<0.001	<0.001
2/9/2022	<0.001			
8/10/2022	<0.001		<0.001	
8/11/2022		<0.001		<0.001
1/30/2023	<0.001		<0.001	
2/1/2023		<0.001		<0.001
8/12/2023	<0.001	<0.001		<0.001
8/13/2023			<0.001	
2/18/2024	<0.001		<0.001	
2/19/2024		<0.001		<0.001

ND substitution: RL or RL/2 if <15% NDs.

Time Series

Constituent: Total Dissolved Solids (mg/L) Analysis Run 5/21/2024 8:08 PM

Plant Hammond Client: Southern Company Data: Hammond AP-2

	HGWA-1 (bg)	HGWA-2 (bg)	HGWA-3 (bg)	HGWA-4 (bg)	HGWA-42D (bg)	HGWA-43D (bg)
5/19/2016	421	143	267	165		
7/11/2016	363	125		266		
7/12/2016			249			
8/30/2016	330	168	254	292		
10/19/2016	380	176	357	338		
12/6/2016	377	145	285	356		
1/24/2017	342	129	300	131		
3/21/2017	340	103	288	132		
5/22/2017	338	92	263			
5/23/2017				183		
10/3/2017	343	127	300	161		
6/4/2018	415	140	266	240		
10/1/2018	354	135	291	106		
4/1/2019			284			
4/2/2019	452	133		230		
9/23/2019	442	129	268			
9/24/2019				131		
3/25/2020	496	138	284			
3/26/2020				69		
9/15/2020	265	124	258	93		
9/16/2020						272
9/17/2020					188	
11/10/2020						307
11/11/2020					175	
12/15/2020					193	289
1/19/2021						270
1/20/2021					158	
3/10/2021	348			53	163	
3/11/2021		169	267			279
8/11/2021	366					277
8/12/2021		118	265	55	179	
2/1/2022	270	156	350			156
2/7/2022				54	190	
8/2/2022	400	196	287	48		278
8/9/2022					182	
1/23/2023			293	128	168	
1/24/2023	369	164				271
8/8/2023	457	189	285	141	175	274
2/13/2024	402	214	284	176	212	291

Time Series

Constituent: Total Dissolved Solids (mg/L) Analysis Run 5/21/2024 8:08 PM

Plant Hammond Client: Southern Company Data: Hammond AP-2

	HGWA-44D (bg)	HGWA-5 (bg)	HGWA-6 (bg)	HGWC-14	HGWC-15	HGWC-16
5/19/2016		168				
5/20/2016			223			
5/23/2016				4130	1270	570
7/11/2016		158	225			
7/12/2016				3140	1100	585
8/30/2016		141	232			
9/1/2016				3200	1180	625
10/20/2016		99	225			
10/24/2016				2920	1090	
10/25/2016						563
12/7/2016				2740	1040	561
12/8/2016		116	235			
1/24/2017		156	272			
1/26/2017				3080	1260	608
3/21/2017		144	222			
3/22/2017						599
3/23/2017				3060	1360	
5/23/2017		134	231			
5/24/2017				3140	1320	598
10/3/2017		147	243			
10/4/2017				3210	1340	626
6/5/2018		152	235			
6/6/2018				2620	1120	678
10/2/2018		146	228			
10/3/2018				2430	1140	700
4/2/2019		144	238			
4/4/2019					926	704
4/5/2019				2310		
9/24/2019		133	222	2470	1140	
9/25/2019						813
3/25/2020			240			
3/26/2020		104			1000	
3/30/2020				2590		787
9/15/2020		116	217			
9/16/2020	270					
9/17/2020					956	804
9/18/2020				2440		
11/10/2020	287					
12/15/2020	295					
1/19/2021	278					
3/10/2021	289					
3/11/2021		118	215			
3/16/2021					92	
3/17/2021				1640		768
8/12/2021		158	229			
8/13/2021	436					
8/18/2021				2350		
8/19/2021					958	816
2/1/2022	444					
2/7/2022		135	224			
2/8/2022					866	852
2/9/2022				2310		

Time Series

Constituent: Total Dissolved Solids (mg/L) Analysis Run 5/21/2024 8:08 PM

Plant Hammond Client: Southern Company Data: Hammond AP-2

	HGWA-44D (bg)	HGWA-5 (bg)	HGWA-6 (bg)	HGWC-14	HGWC-15	HGWC-16
8/2/2022	311					
8/10/2022		134	217			894
8/11/2022				1060	940	
1/24/2023	363					
1/27/2023		182	229			
2/1/2023				1950	892	1030
8/8/2023	361	225	125			
8/13/2023				1960	881	861
2/13/2024	379	155	240			
2/17/2024				1720	830	
2/18/2024						755

Time Series

Constituent: Total Dissolved Solids (mg/L) Analysis Run 5/21/2024 8:08 PM

Plant Hammond Client: Southern Company Data: Hammond AP-2

	HGWC-17	HGWC-18	MW-21D	MW-22	MW-23D	MW-33
5/23/2016	1010					
5/24/2016		1900				
7/12/2016	976	1950				
9/1/2016	1060	2000				
10/25/2016	<25	1870				
12/7/2016	866					
12/8/2016		1930				
1/26/2017	1000	1950				
3/22/2017	1080					
3/23/2017		2080				
5/25/2017	1080	1970				
10/4/2017	1210	2200				
6/5/2018		1880				
6/6/2018	1180					
10/3/2018	1250	2180				
4/4/2019			1800			
4/5/2019	1260	1610		890	1400	
9/25/2019	1280	1960	1970			
9/26/2019					1400	
9/27/2019				1110		
1/22/2020						2310
3/27/2020				1100		
3/31/2020	1310	1860				
4/1/2020			1940		1530	2590
6/17/2020			2100			2540
9/15/2020		1890				
9/16/2020	1220					
9/17/2020				1090	1360	
9/21/2020			2060			2340
3/17/2021				998	990	
3/18/2021	1020	1390	1390			1790
8/18/2021	1290					3690
8/19/2021		1750	1920	1030	1440	
2/8/2022	1160	1770	1810	1070		2480
2/10/2022					1260	
8/10/2022	1390	1890				2050
8/11/2022			356	960	2700	
1/27/2023			1420			1570
1/30/2023	1320			961		
2/1/2023		1430			1320	
8/12/2023			2200			
8/13/2023	1180	1700		1000	1280	1910
2/17/2024	815					
2/18/2024		1360	477	994	1260	2160

ND substitution: RL or RL/2 if <15% NDs.

Time Series

Constituent: Total Dissolved Solids (mg/L) Analysis Run 5/21/2024 8:08 PM

Plant Hammond Client: Southern Company Data: Hammond AP-2

	MW-34D	MW-35	MW-37D	MW-51
6/18/2020	2320	2310	888	
9/21/2020		2210		
9/23/2020	2430		894	
3/12/2021			890	
3/19/2021		1690		
8/16/2021	2340			
8/18/2021		2390	950	2610
2/8/2022		2410	882	2430
2/9/2022	2260			
8/10/2022	2310		2770	
8/11/2022		1070		2080
1/30/2023	2230		226	
2/1/2023		2410		2090
8/12/2023	837	2290		2220
8/13/2023			258	
2/18/2024	2010		269	
2/19/2024		2120		2040

FIGURE B.

Sanitas™ v.10.0.16 . UG

Box & Whiskers Plot

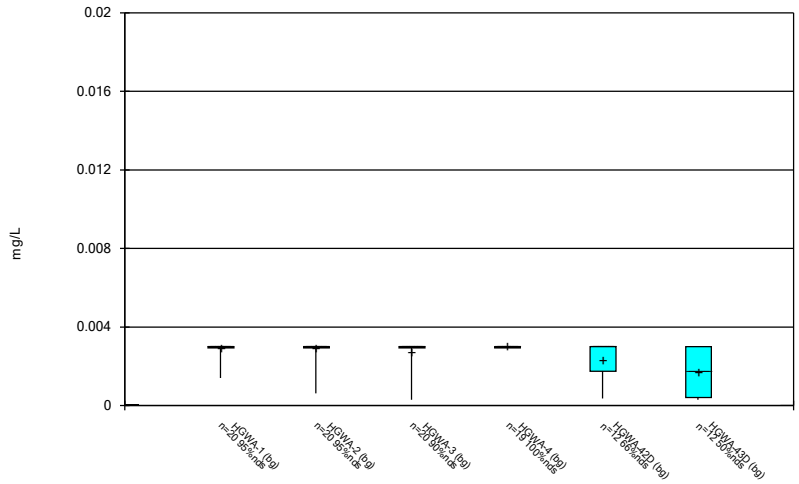

Constituent: Antimony Analysis Run 5/21/2024 8:10 PM

Plant Hammond Client: Southern Company Data: Hammond AP-2

Sanitas™ v.10.0.16 . UG

Box & Whiskers Plot

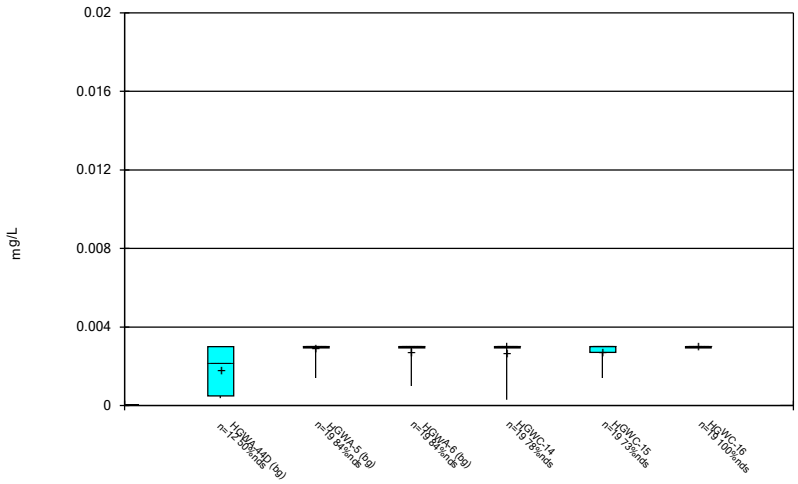

Constituent: Antimony Analysis Run 5/21/2024 8:10 PM

Plant Hammond Client: Southern Company Data: Hammond AP-2

Sanitas™ v.10.0.16 . UG

Box & Whiskers Plot

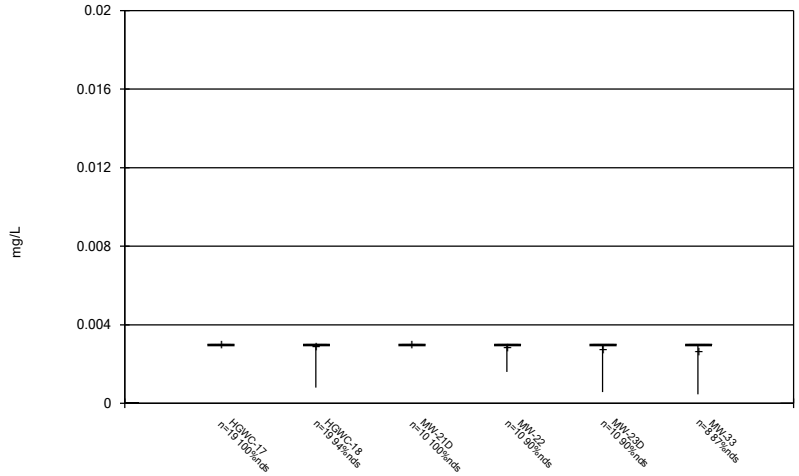

Constituent: Antimony Analysis Run 5/21/2024 8:10 PM

Plant Hammond Client: Southern Company Data: Hammond AP-2

Sanitas™ v.10.0.16 . UG

Box & Whiskers Plot

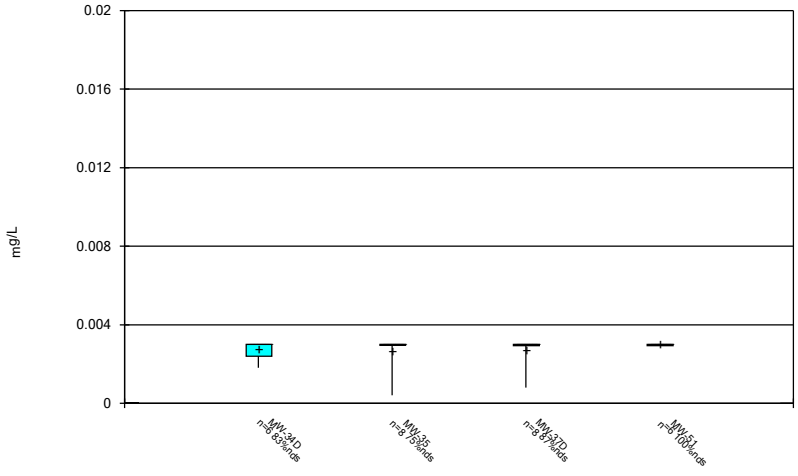

Constituent: Antimony Analysis Run 5/21/2024 8:10 PM

Plant Hammond Client: Southern Company Data: Hammond AP-2

Sanitas™ v.10.0.16 . UG

Box & Whiskers Plot

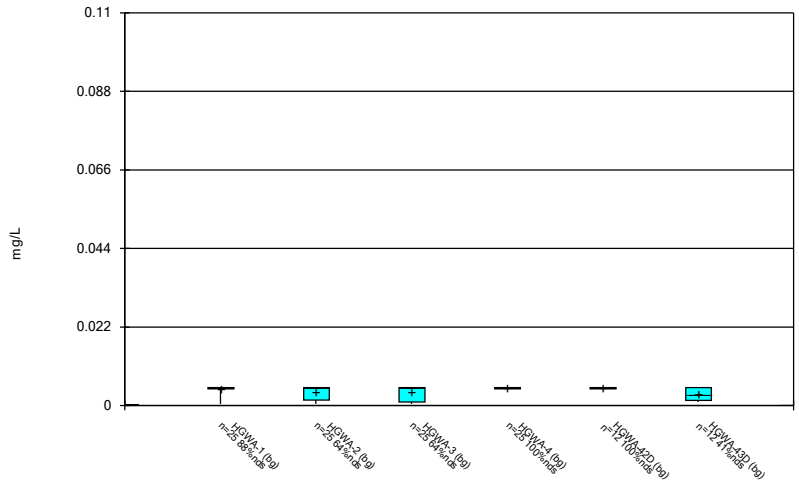

Constituent: Arsenic Analysis Run 5/21/2024 8:10 PM

Plant Hammond Client: Southern Company Data: Hammond AP-2

Sanitas™ v.10.0.16 . UG

Box & Whiskers Plot

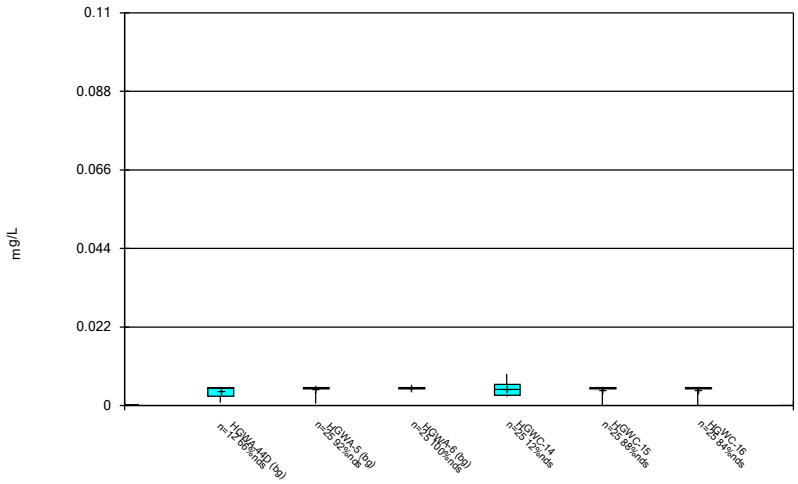

Constituent: Arsenic Analysis Run 5/21/2024 8:10 PM

Plant Hammond Client: Southern Company Data: Hammond AP-2

Sanitas™ v.10.0.16 . UG

Box & Whiskers Plot

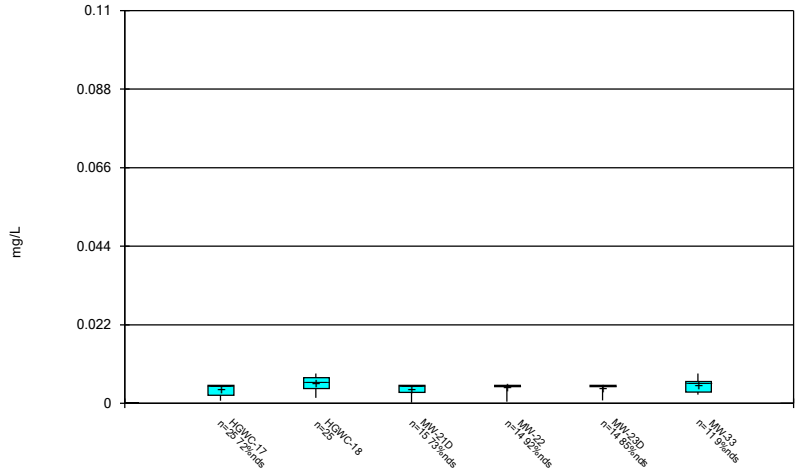

Constituent: Arsenic Analysis Run 5/21/2024 8:10 PM

Plant Hammond Client: Southern Company Data: Hammond AP-2

Sanitas™ v.10.0.16 . UG

Box & Whiskers Plot

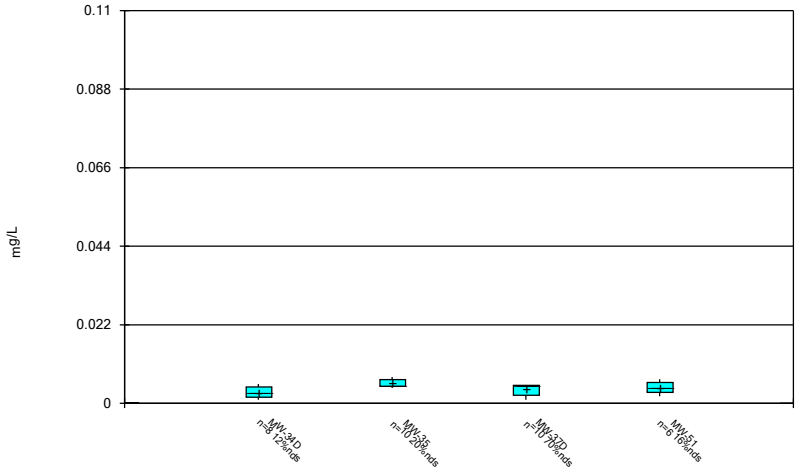

Constituent: Arsenic Analysis Run 5/21/2024 8:10 PM

Plant Hammond Client: Southern Company Data: Hammond AP-2

Sanitas™ v.10.0.16 . UG

Box & Whiskers Plot

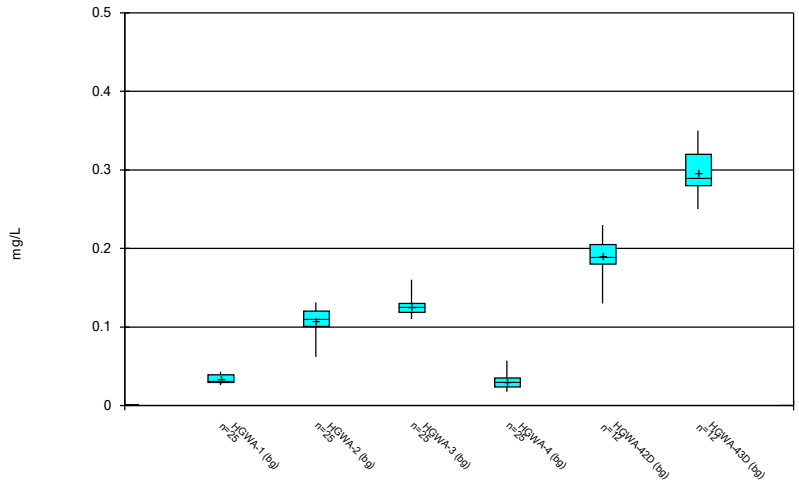

Constituent: Barium Analysis Run 5/21/2024 8:10 PM

Plant Hammond Client: Southern Company Data: Hammond AP-2

Sanitas™ v.10.0.16 . UG

Box & Whiskers Plot

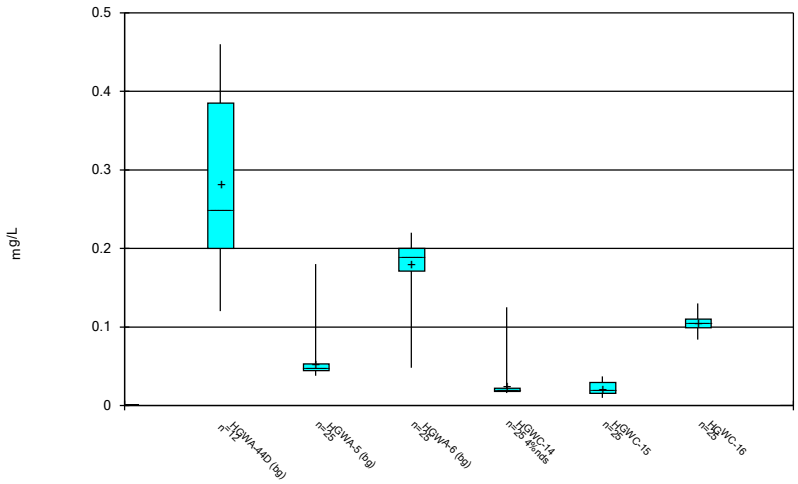

Constituent: Barium Analysis Run 5/21/2024 8:10 PM

Plant Hammond Client: Southern Company Data: Hammond AP-2

Sanitas™ v.10.0.16 . UG

Box & Whiskers Plot

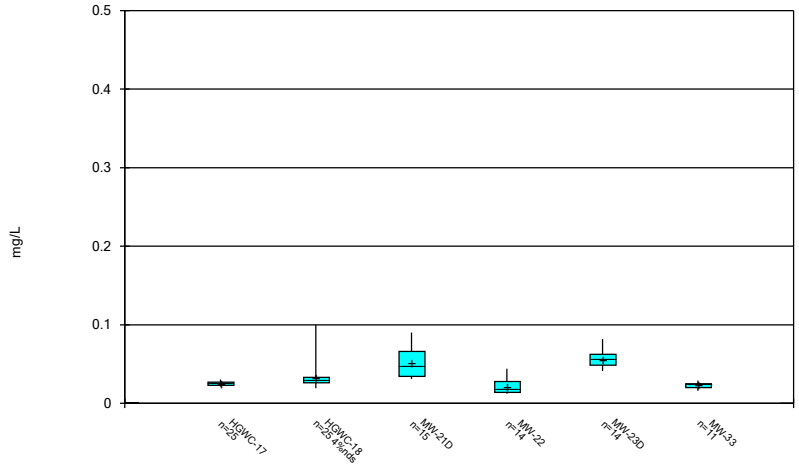

Constituent: Barium Analysis Run 5/21/2024 8:10 PM

Plant Hammond Client: Southern Company Data: Hammond AP-2

Sanitas™ v.10.0.16 . UG

Box & Whiskers Plot

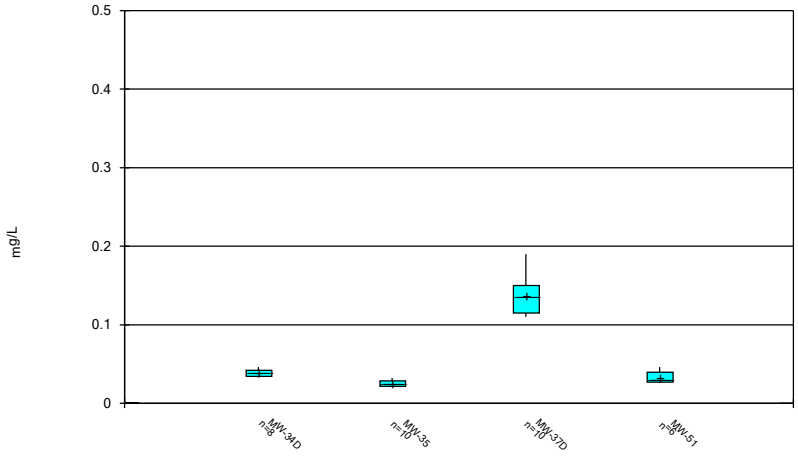

Constituent: Barium Analysis Run 5/21/2024 8:10 PM

Plant Hammond Client: Southern Company Data: Hammond AP-2

Sanitas™ v.10.0.16 . UG

Box & Whiskers Plot

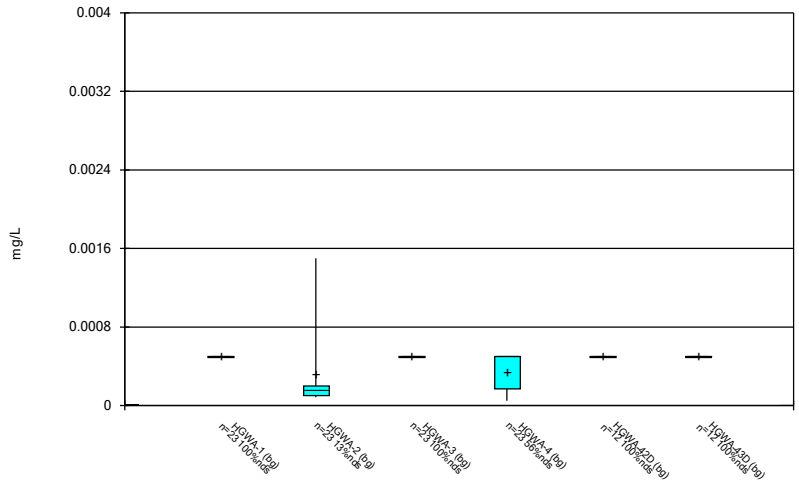

Constituent: Beryllium Analysis Run 5/21/2024 8:10 PM

Plant Hammond Client: Southern Company Data: Hammond AP-2

Sanitas™ v.10.0.16 . UG

Box & Whiskers Plot

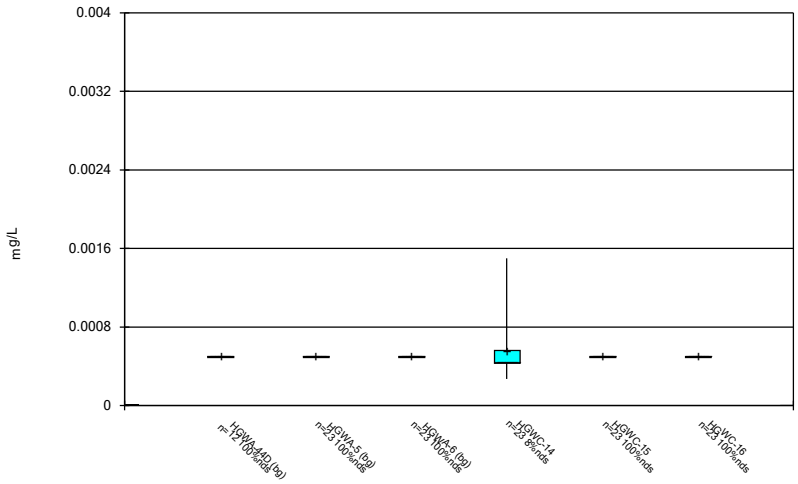

Constituent: Beryllium Analysis Run 5/21/2024 8:10 PM

Plant Hammond Client: Southern Company Data: Hammond AP-2

Sanitas™ v.10.0.16 . UG

Box & Whiskers Plot

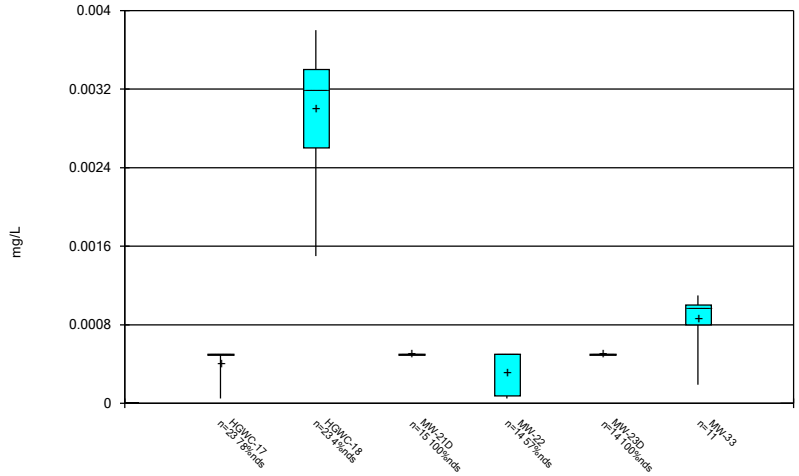

Constituent: Beryllium Analysis Run 5/21/2024 8:10 PM

Plant Hammond Client: Southern Company Data: Hammond AP-2

Sanitas™ v.10.0.16 . UG

Box & Whiskers Plot

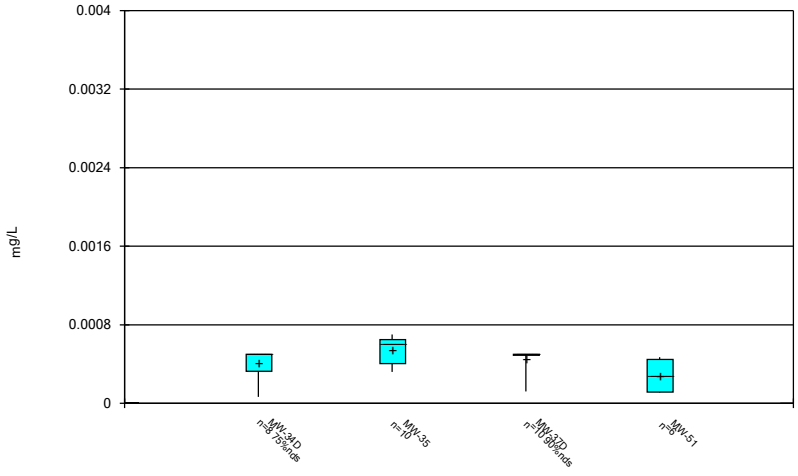

Constituent: Beryllium Analysis Run 5/21/2024 8:10 PM

Plant Hammond Client: Southern Company Data: Hammond AP-2

Sanitas™ v.10.0.16 . UG

Box & Whiskers Plot

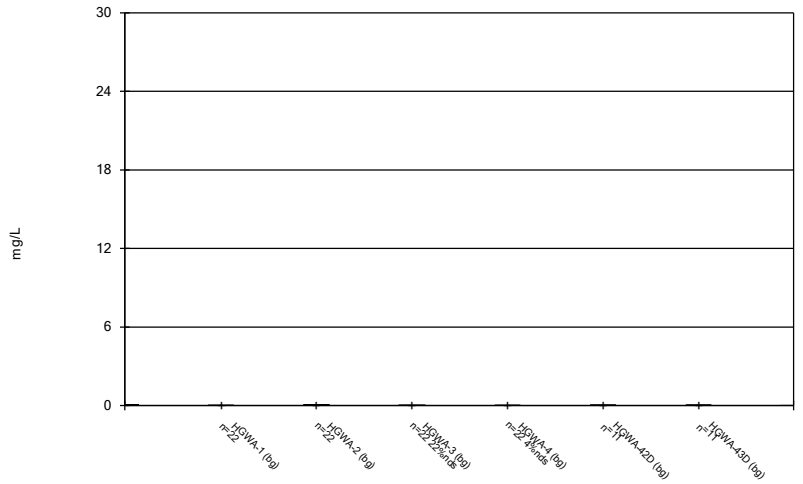

Constituent: Boron Analysis Run 5/21/2024 8:10 PM

Plant Hammond Client: Southern Company Data: Hammond AP-2

Sanitas™ v.10.0.16 . UG

Box & Whiskers Plot

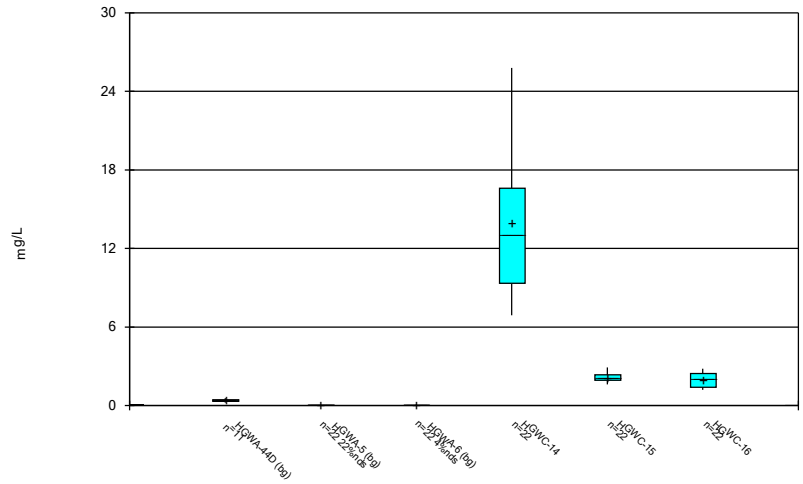

Constituent: Boron Analysis Run 5/21/2024 8:10 PM

Plant Hammond Client: Southern Company Data: Hammond AP-2

Sanitas™ v.10.0.16 . UG

Box & Whiskers Plot

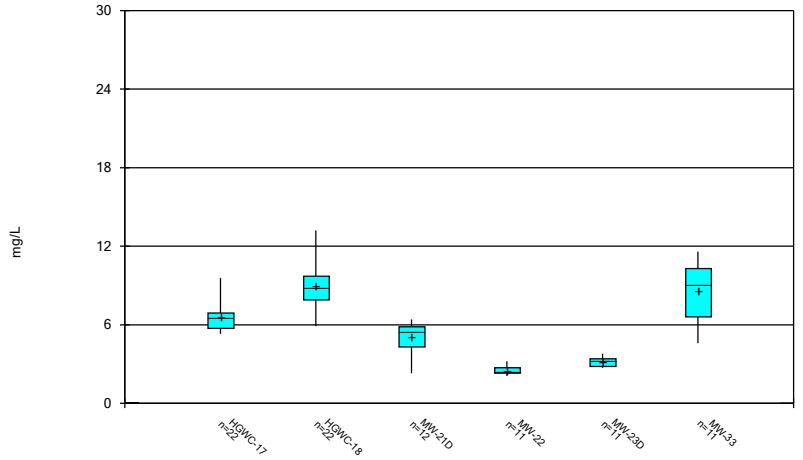

Constituent: Boron Analysis Run 5/21/2024 8:10 PM

Plant Hammond Client: Southern Company Data: Hammond AP-2

Sanitas™ v.10.0.16 . UG

Box & Whiskers Plot

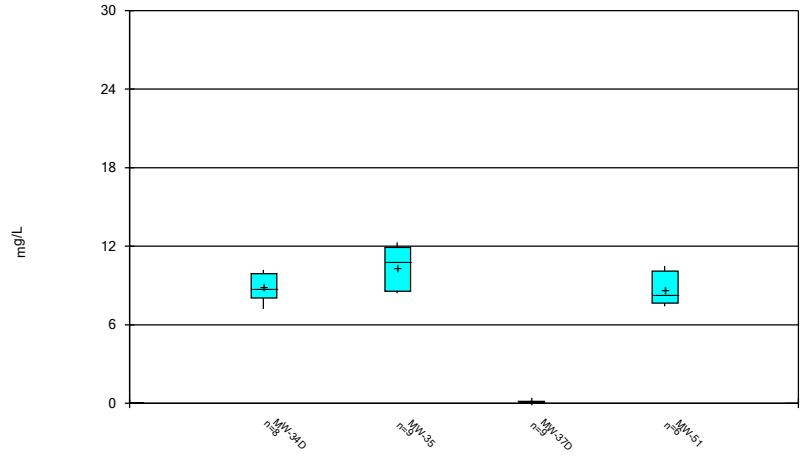

Constituent: Boron Analysis Run 5/21/2024 8:10 PM

Plant Hammond Client: Southern Company Data: Hammond AP-2

Sanitas™ v.10.0.16 . UG

Box & Whiskers Plot

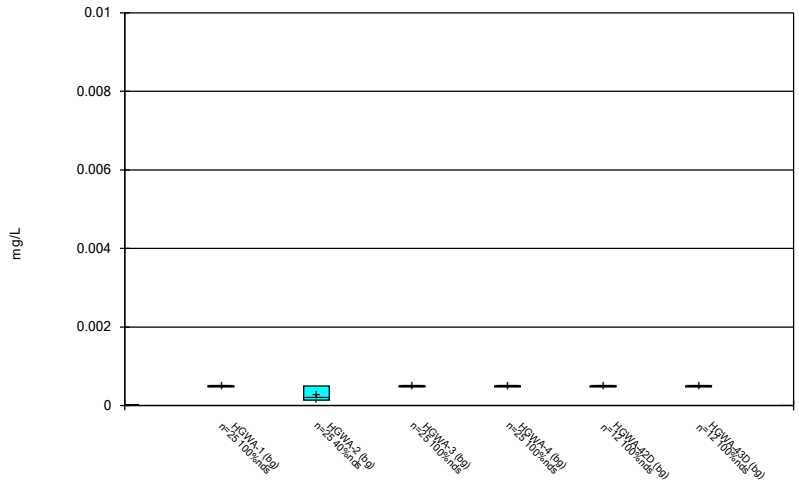

Constituent: Cadmium Analysis Run 5/21/2024 8:10 PM

Plant Hammond Client: Southern Company Data: Hammond AP-2

Sanitas™ v.10.0.16 . UG

Box & Whiskers Plot

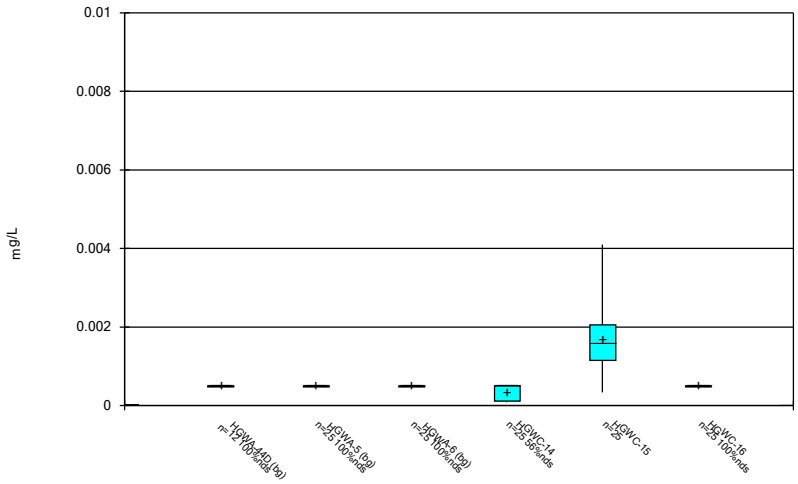

Constituent: Cadmium Analysis Run 5/21/2024 8:10 PM

Plant Hammond Client: Southern Company Data: Hammond AP-2

Sanitas™ v.10.0.16 . UG

Box & Whiskers Plot

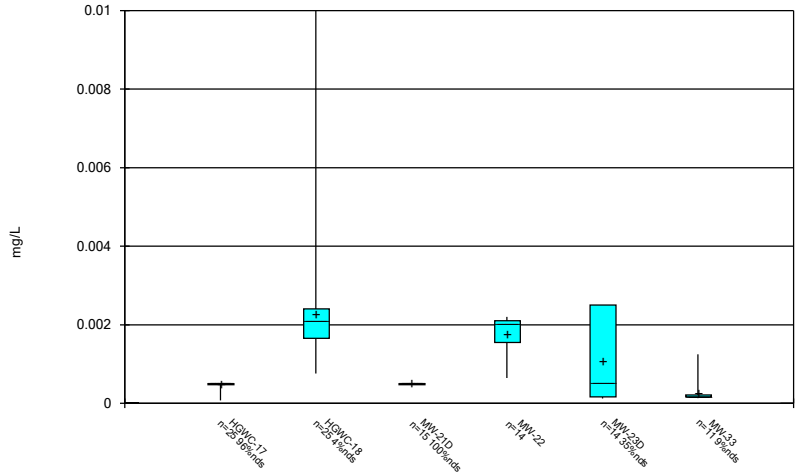

Constituent: Cadmium Analysis Run 5/21/2024 8:10 PM

Plant Hammond Client: Southern Company Data: Hammond AP-2

Sanitas™ v.10.0.16 . UG

Box & Whiskers Plot

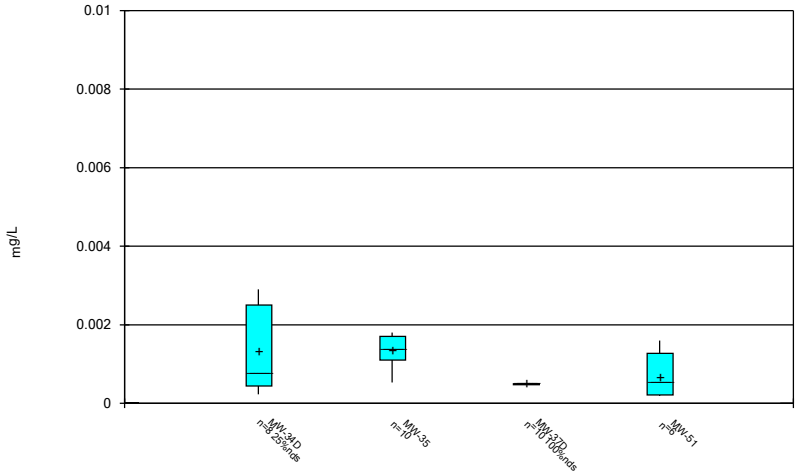

Constituent: Cadmium Analysis Run 5/21/2024 8:10 PM

Plant Hammond Client: Southern Company Data: Hammond AP-2

Sanitas™ v.10.0.16 . UG

Box & Whiskers Plot

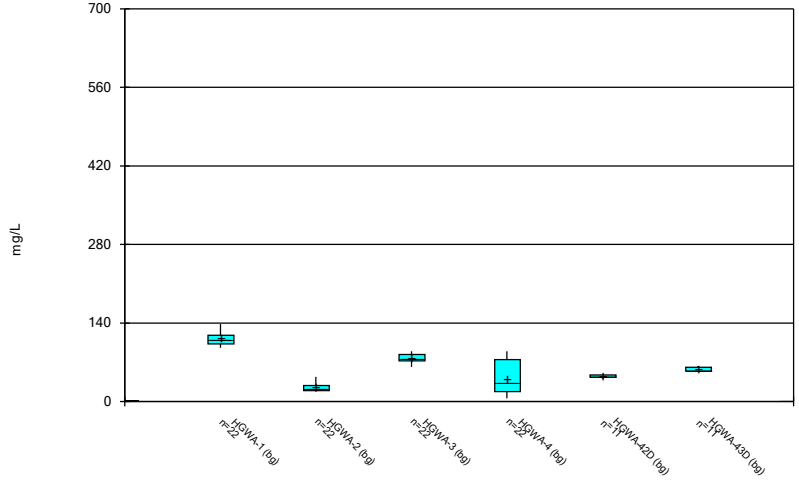

Constituent: Calcium Analysis Run 5/21/2024 8:10 PM

Plant Hammond Client: Southern Company Data: Hammond AP-2

Sanitas™ v.10.0.16 . UG

Box & Whiskers Plot

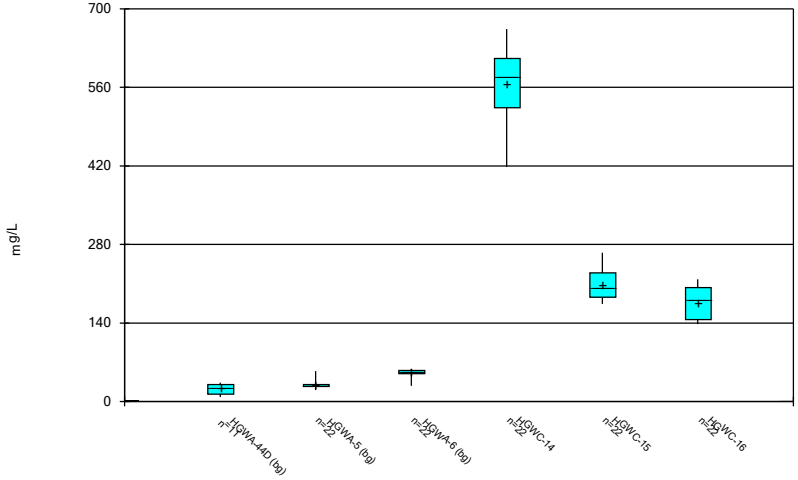

Constituent: Calcium Analysis Run 5/21/2024 8:10 PM

Plant Hammond Client: Southern Company Data: Hammond AP-2

Sanitas™ v.10.0.16 . UG

Box & Whiskers Plot

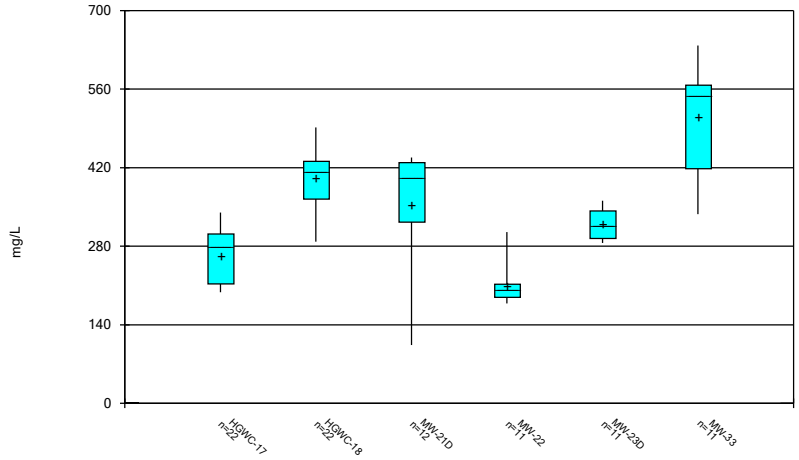

Constituent: Calcium Analysis Run 5/21/2024 8:10 PM

Plant Hammond Client: Southern Company Data: Hammond AP-2

Sanitas™ v.10.0.16 . UG

Box & Whiskers Plot

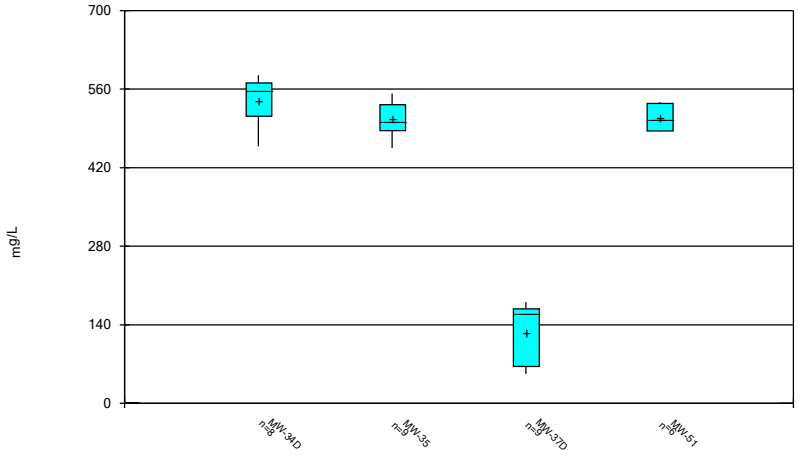

Constituent: Calcium Analysis Run 5/21/2024 8:10 PM

Plant Hammond Client: Southern Company Data: Hammond AP-2

Sanitas™ v.10.0.16 . UG

Box & Whiskers Plot

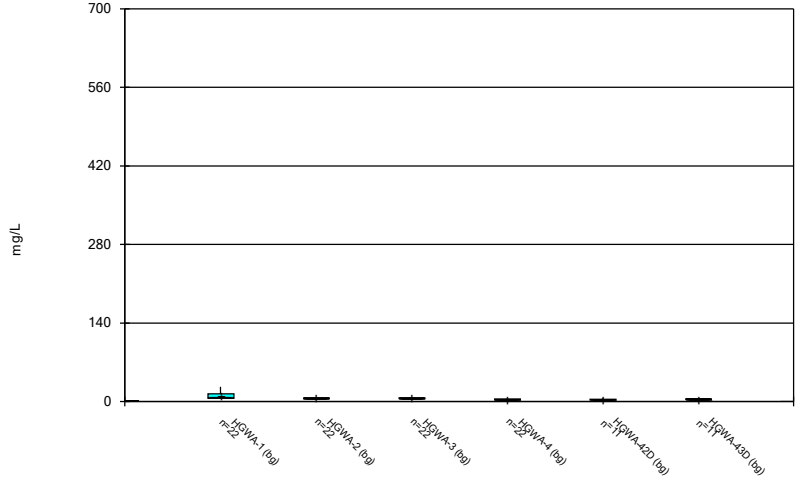

Constituent: Chloride Analysis Run 5/21/2024 8:10 PM

Plant Hammond Client: Southern Company Data: Hammond AP-2

Sanitas™ v.10.0.16 . UG

Box & Whiskers Plot

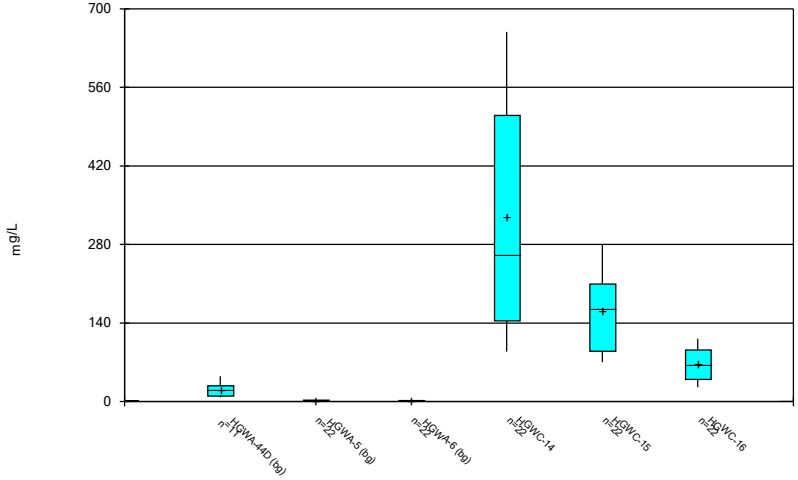

Constituent: Chloride Analysis Run 5/21/2024 8:10 PM

Plant Hammond Client: Southern Company Data: Hammond AP-2

Sanitas™ v.10.0.16 . UG

Box & Whiskers Plot

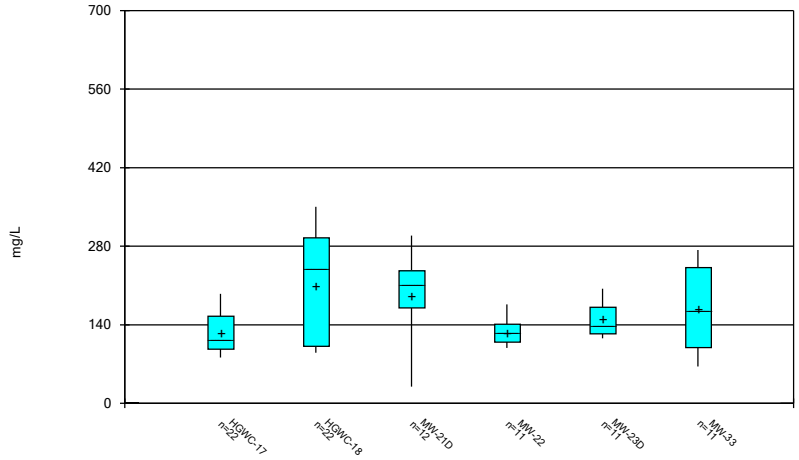

Constituent: Chloride Analysis Run 5/21/2024 8:10 PM

Plant Hammond Client: Southern Company Data: Hammond AP-2

Sanitas™ v.10.0.16 . UG

Box & Whiskers Plot

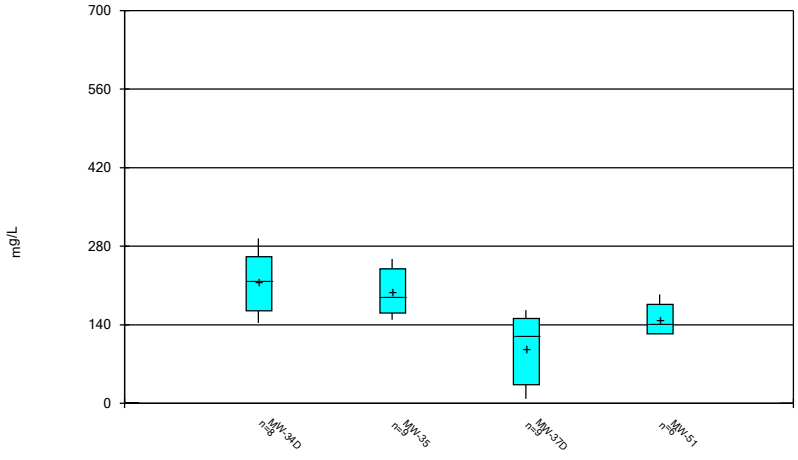

Constituent: Chloride Analysis Run 5/21/2024 8:10 PM

Plant Hammond Client: Southern Company Data: Hammond AP-2

Sanitas™ v.10.0.16 . UG

Box & Whiskers Plot

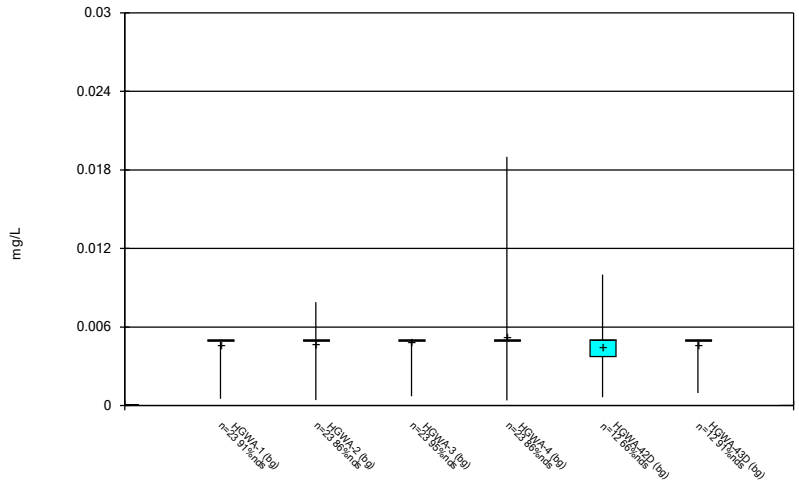

Constituent: Chromium Analysis Run 5/21/2024 8:10 PM

Plant Hammond Client: Southern Company Data: Hammond AP-2

Sanitas™ v.10.0.16 . UG

Box & Whiskers Plot

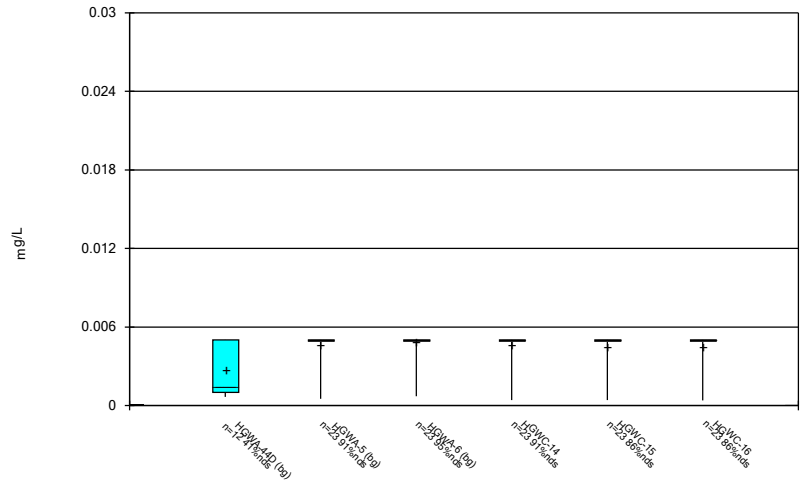

Constituent: Chromium Analysis Run 5/21/2024 8:10 PM

Plant Hammond Client: Southern Company Data: Hammond AP-2

Sanitas™ v.10.0.16 . UG

Box & Whiskers Plot

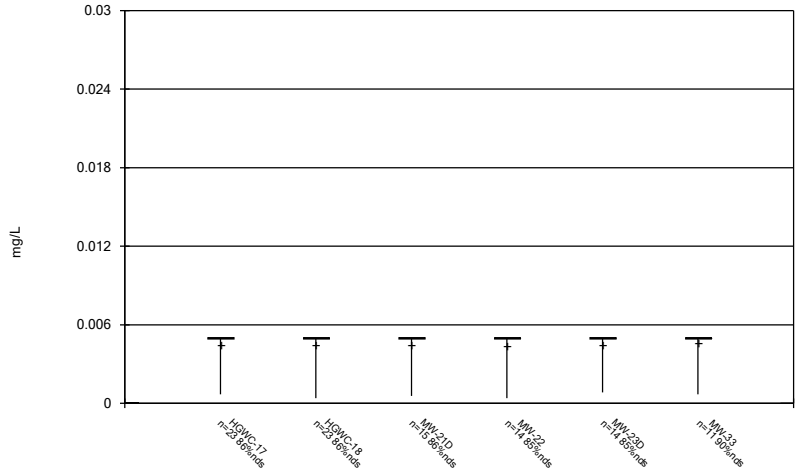

Constituent: Chromium Analysis Run 5/21/2024 8:10 PM

Plant Hammond Client: Southern Company Data: Hammond AP-2

Sanitas™ v.10.0.16 . UG

Box & Whiskers Plot

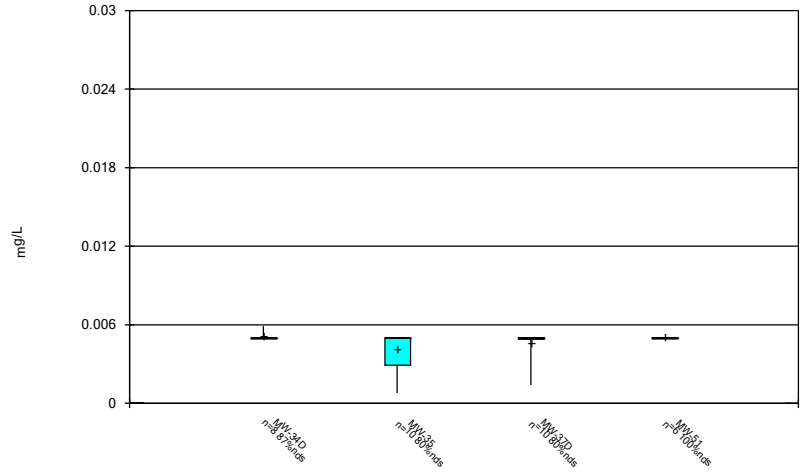

Constituent: Chromium Analysis Run 5/21/2024 8:10 PM

Plant Hammond Client: Southern Company Data: Hammond AP-2

Sanitas™ v.10.0.16 . UG

Box & Whiskers Plot

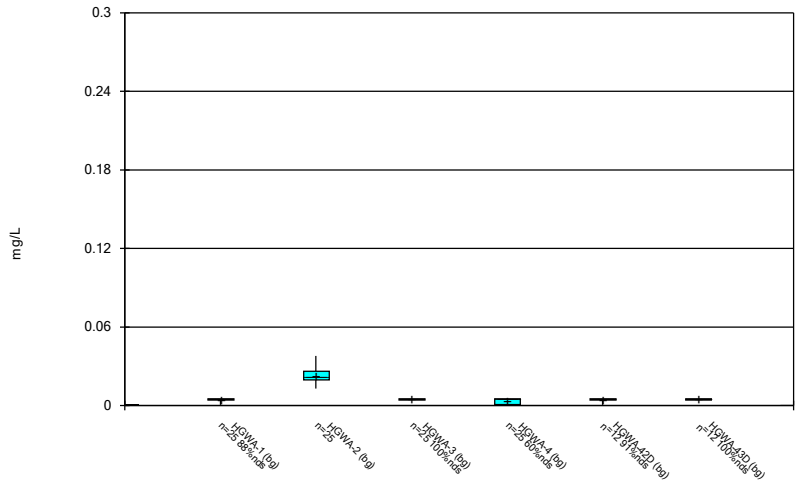

Constituent: Cobalt Analysis Run 5/21/2024 8:10 PM

Plant Hammond Client: Southern Company Data: Hammond AP-2

Sanitas™ v.10.0.16 . UG

Box & Whiskers Plot

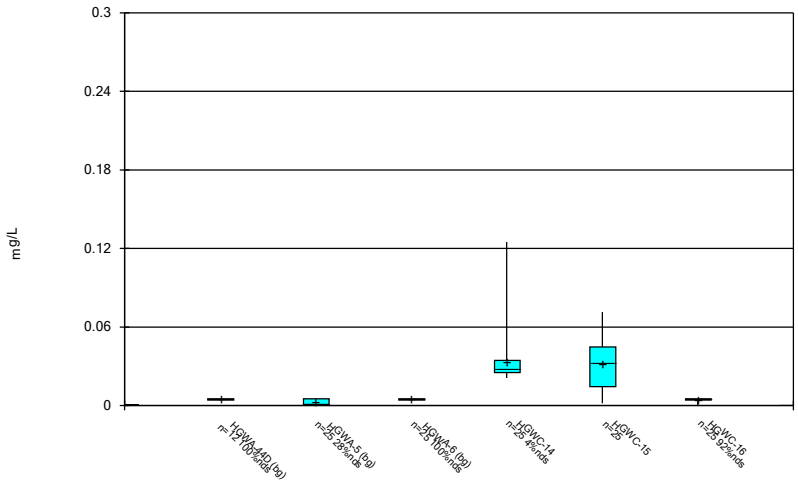

Constituent: Cobalt Analysis Run 5/21/2024 8:10 PM

Plant Hammond Client: Southern Company Data: Hammond AP-2

Sanitas™ v.10.0.16 . UG

Box & Whiskers Plot

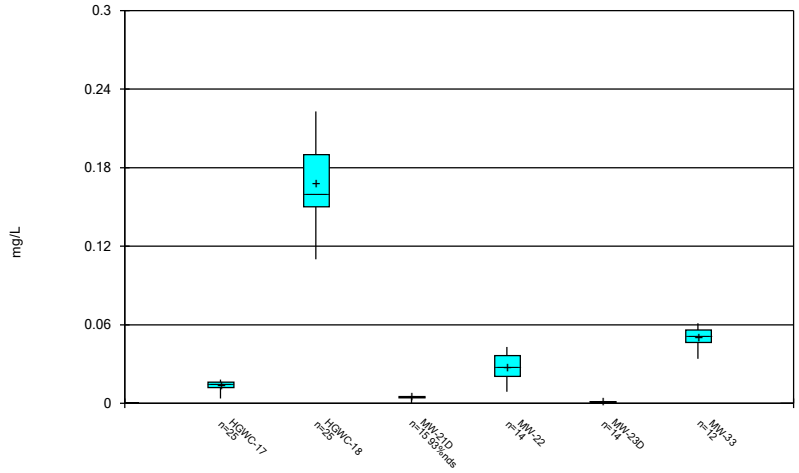

Constituent: Cobalt Analysis Run 5/21/2024 8:10 PM

Plant Hammond Client: Southern Company Data: Hammond AP-2

Sanitas™ v.10.0.16 . UG

Box & Whiskers Plot

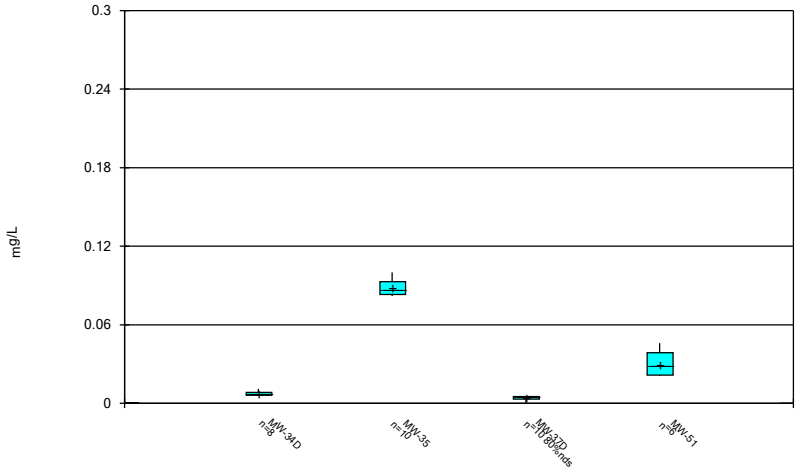

Constituent: Cobalt Analysis Run 5/21/2024 8:10 PM

Plant Hammond Client: Southern Company Data: Hammond AP-2

Sanitas™ v.10.0.16 . UG

Box & Whiskers Plot

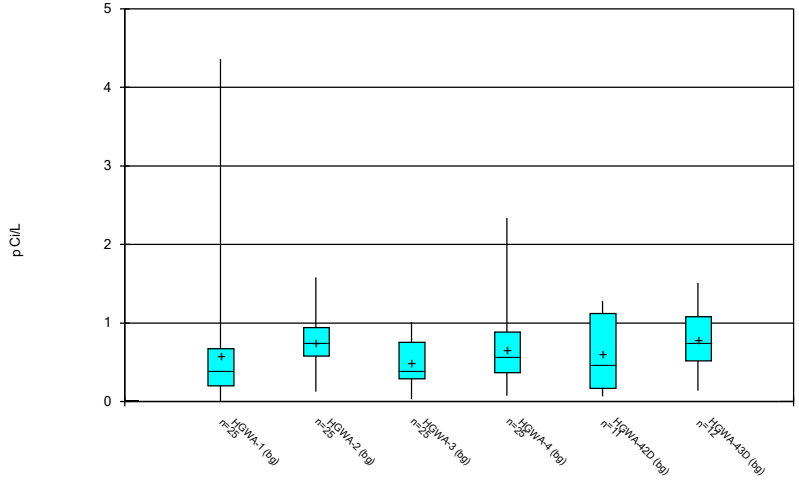

Constituent: Combined Radium 226 + 228 Analysis Run 5/21/2024 8:10 PM

Plant Hammond Client: Southern Company Data: Hammond AP-2

Sanitas™ v.10.0.16 . UG

Box & Whiskers Plot

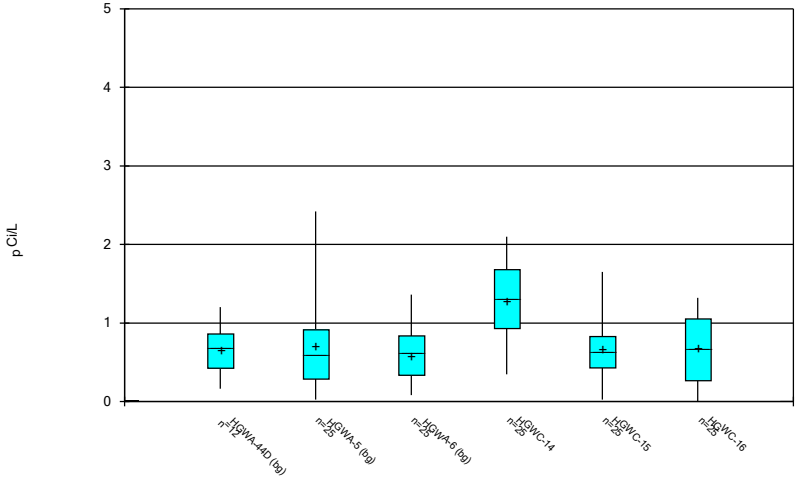

Constituent: Combined Radium 226 + 228 Analysis Run 5/21/2024 8:10 PM

Plant Hammond Client: Southern Company Data: Hammond AP-2

Sanitas™ v.10.0.16 . UG

Box & Whiskers Plot

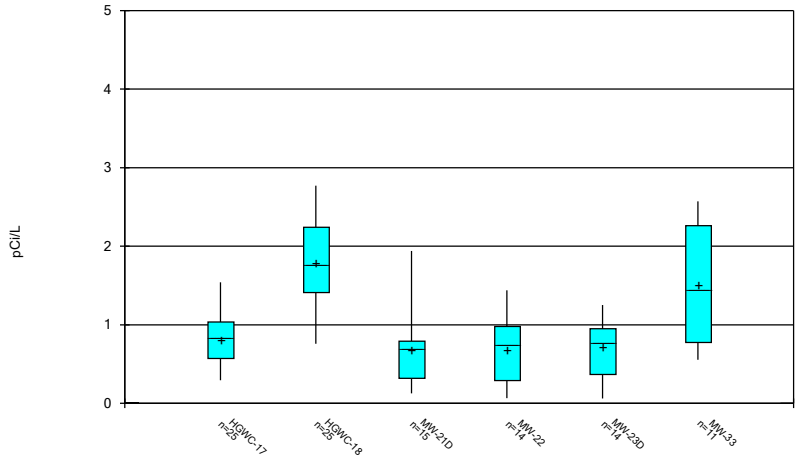

Constituent: Combined Radium 226 + 228 Analysis Run 5/21/2024 8:10 PM

Plant Hammond Client: Southern Company Data: Hammond AP-2

Sanitas™ v.10.0.16 . UG

Box & Whiskers Plot

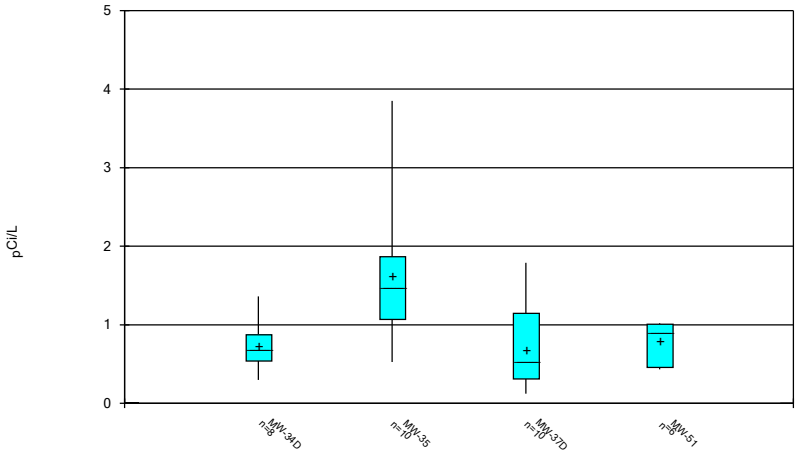

Constituent: Combined Radium 226 + 228 Analysis Run 5/21/2024 8:10 PM

Plant Hammond Client: Southern Company Data: Hammond AP-2

Sanitas™ v.10.0.16 . UG

Box & Whiskers Plot

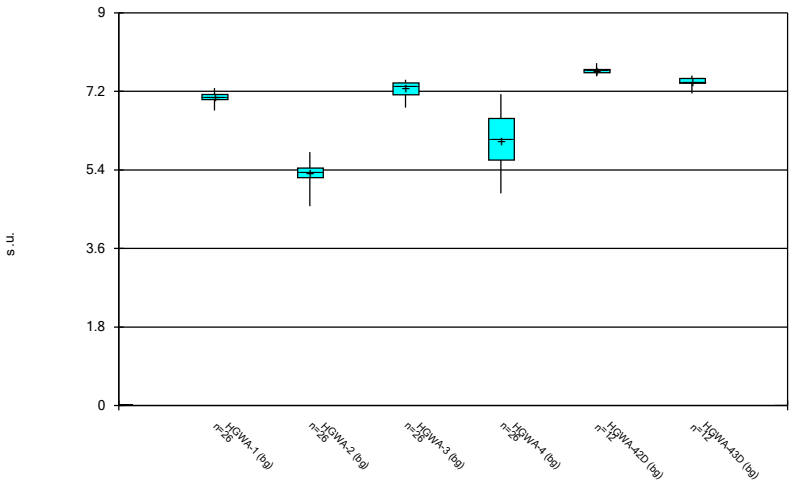

Constituent: Field pH Analysis Run 5/21/2024 8:10 PM

Plant Hammond Client: Southern Company Data: Hammond AP-2

Sanitas™ v.10.0.16 . UG

Box & Whiskers Plot

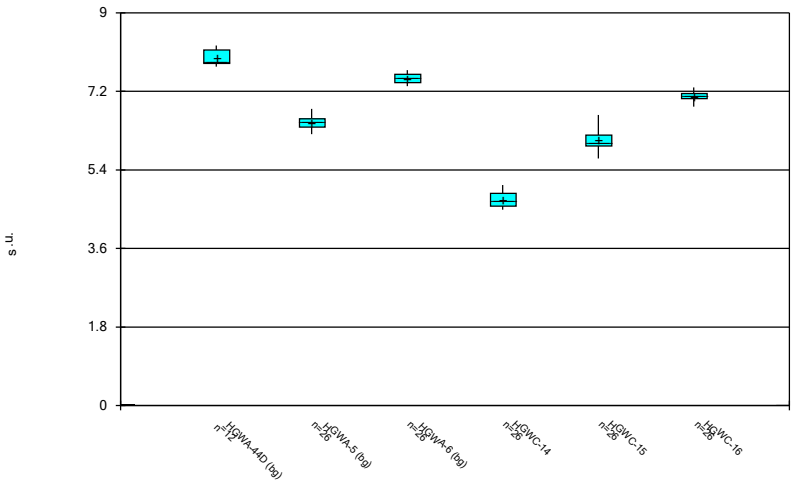

Constituent: Field pH Analysis Run 5/21/2024 8:10 PM

Plant Hammond Client: Southern Company Data: Hammond AP-2

Sanitas™ v.10.0.16 . UG

Box & Whiskers Plot

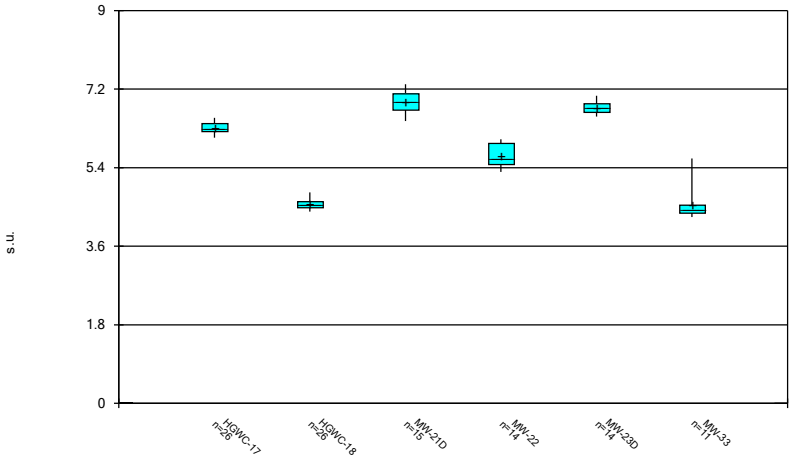

Constituent: Field pH Analysis Run 5/21/2024 8:10 PM

Plant Hammond Client: Southern Company Data: Hammond AP-2

Sanitas™ v.10.0.16 . UG

Box & Whiskers Plot

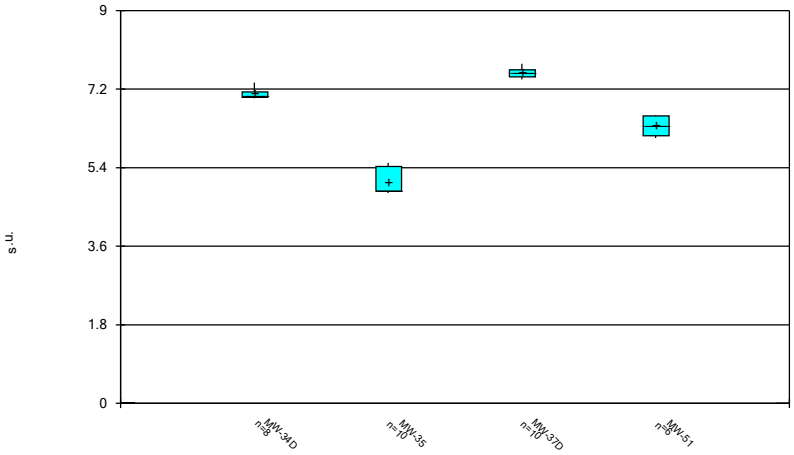

Constituent: Field pH Analysis Run 5/21/2024 8:10 PM

Plant Hammond Client: Southern Company Data: Hammond AP-2

Sanitas™ v.10.0.16 . UG

Box & Whiskers Plot

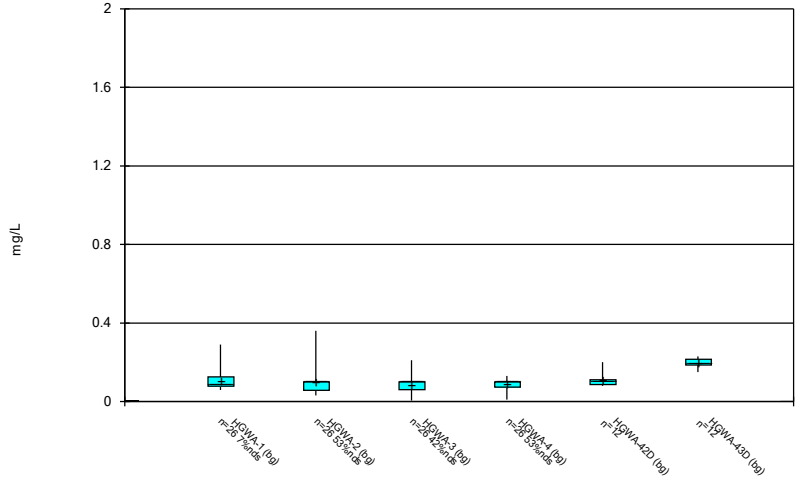

Constituent: Fluoride Analysis Run 5/21/2024 8:10 PM

Plant Hammond Client: Southern Company Data: Hammond AP-2

Sanitas™ v.10.0.16 . UG

Box & Whiskers Plot

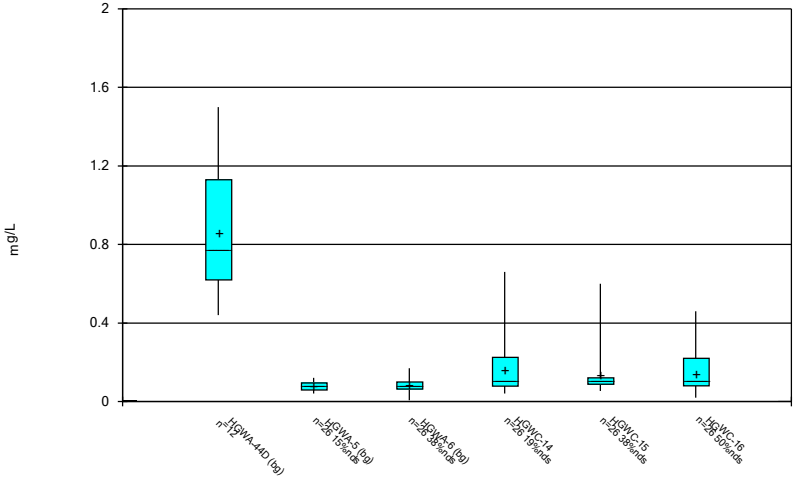

Constituent: Fluoride Analysis Run 5/21/2024 8:10 PM

Plant Hammond Client: Southern Company Data: Hammond AP-2

Sanitas™ v.10.0.16 . UG

Box & Whiskers Plot

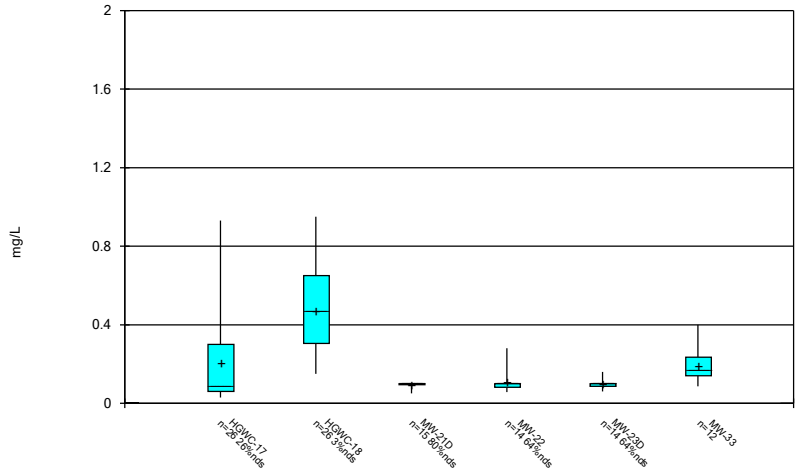

Constituent: Fluoride Analysis Run 5/21/2024 8:10 PM

Plant Hammond Client: Southern Company Data: Hammond AP-2

Sanitas™ v.10.0.16 . UG

Box & Whiskers Plot

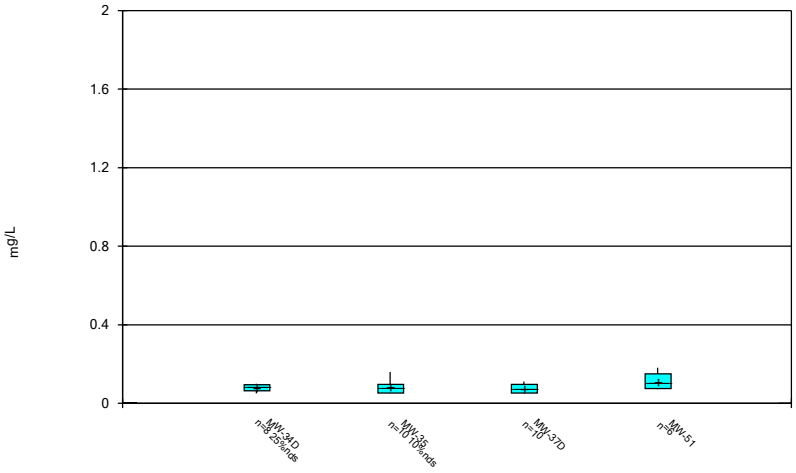

Constituent: Fluoride Analysis Run 5/21/2024 8:10 PM

Plant Hammond Client: Southern Company Data: Hammond AP-2

Sanitas™ v.10.0.16 . UG

Box & Whiskers Plot

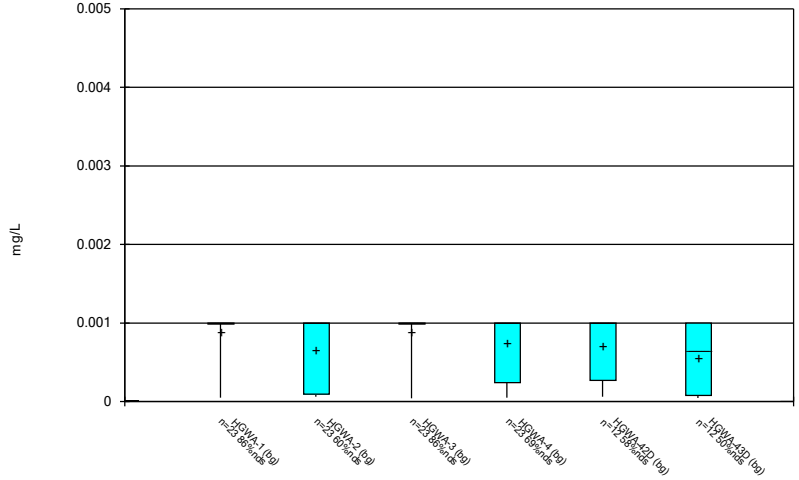

Constituent: Lead Analysis Run 5/21/2024 8:10 PM

Plant Hammond Client: Southern Company Data: Hammond AP-2

Sanitas™ v.10.0.16 . UG

Box & Whiskers Plot

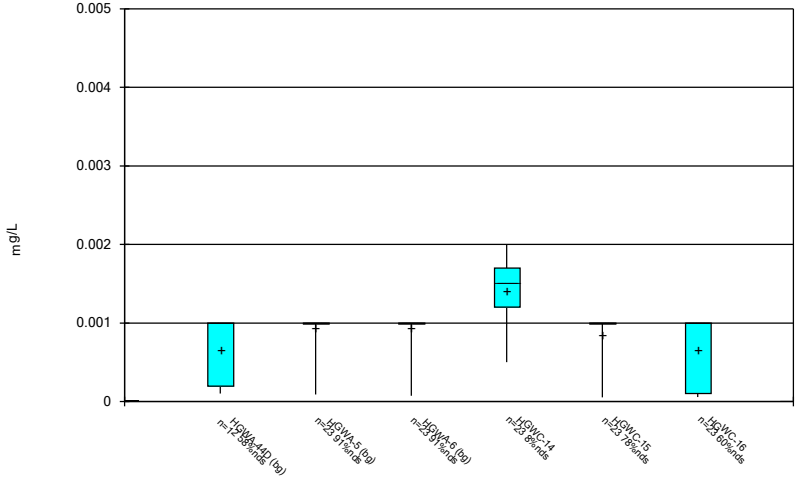

Constituent: Lead Analysis Run 5/21/2024 8:10 PM

Plant Hammond Client: Southern Company Data: Hammond AP-2

Sanitas™ v.10.0.16 . UG

Box & Whiskers Plot

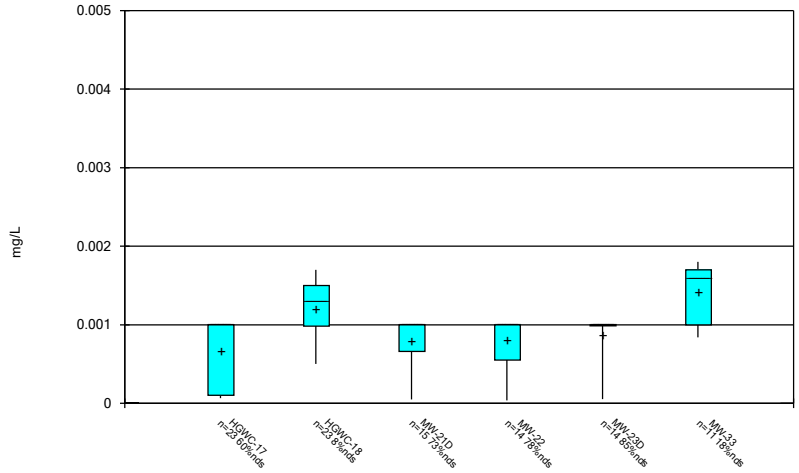

Constituent: Lead Analysis Run 5/21/2024 8:10 PM

Plant Hammond Client: Southern Company Data: Hammond AP-2

Sanitas™ v.10.0.16 . UG

Box & Whiskers Plot

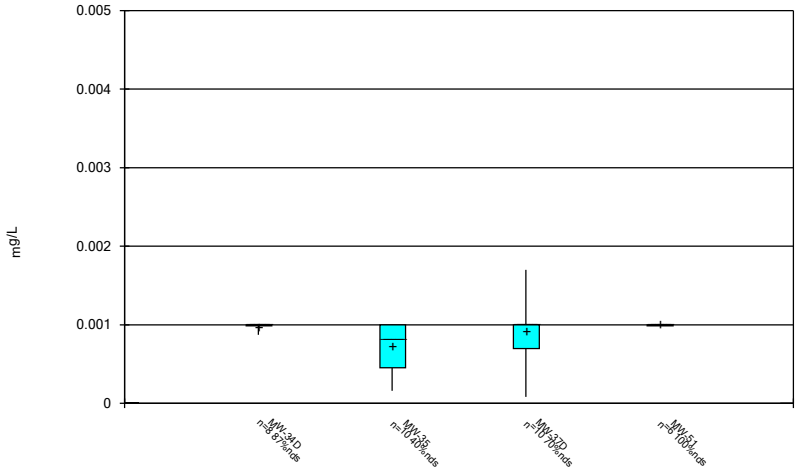

Constituent: Lead Analysis Run 5/21/2024 8:10 PM

Plant Hammond Client: Southern Company Data: Hammond AP-2

Sanitas™ v.10.0.16 . UG

Box & Whiskers Plot

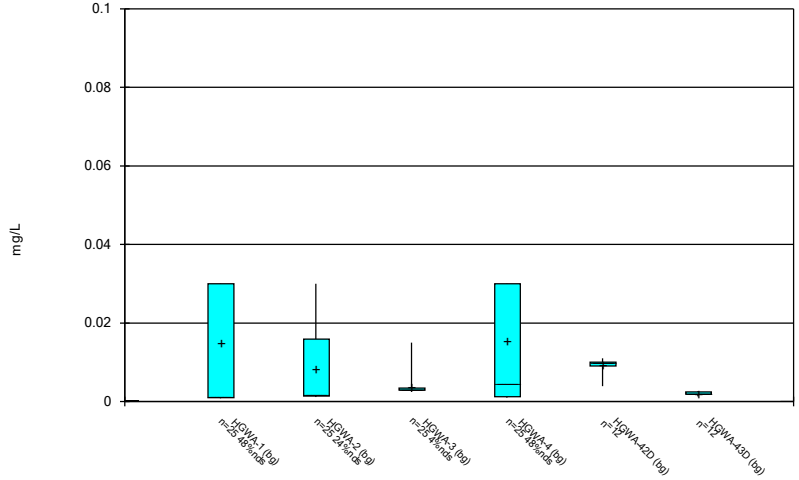

Constituent: Lithium Analysis Run 5/21/2024 8:10 PM

Plant Hammond Client: Southern Company Data: Hammond AP-2

Sanitas™ v.10.0.16 . UG

Box & Whiskers Plot

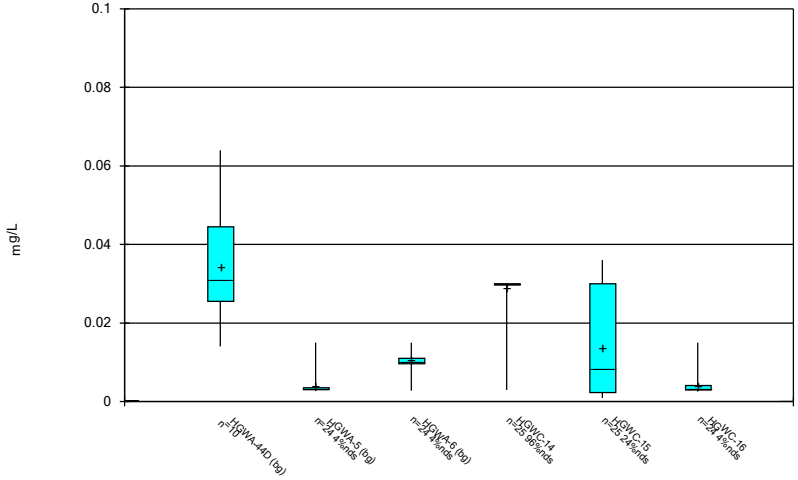

Constituent: Lithium Analysis Run 5/21/2024 8:10 PM

Plant Hammond Client: Southern Company Data: Hammond AP-2

Sanitas™ v.10.0.16 . UG

Box & Whiskers Plot

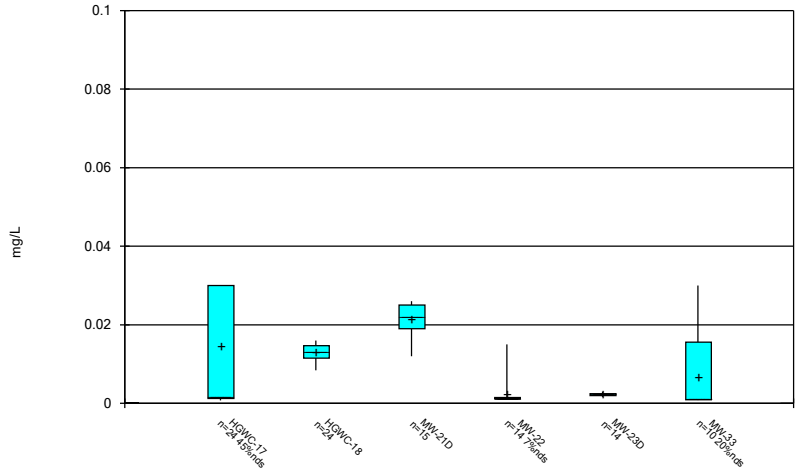

Constituent: Lithium Analysis Run 5/21/2024 8:11 PM

Plant Hammond Client: Southern Company Data: Hammond AP-2

Sanitas™ v.10.0.16 . UG

Box & Whiskers Plot

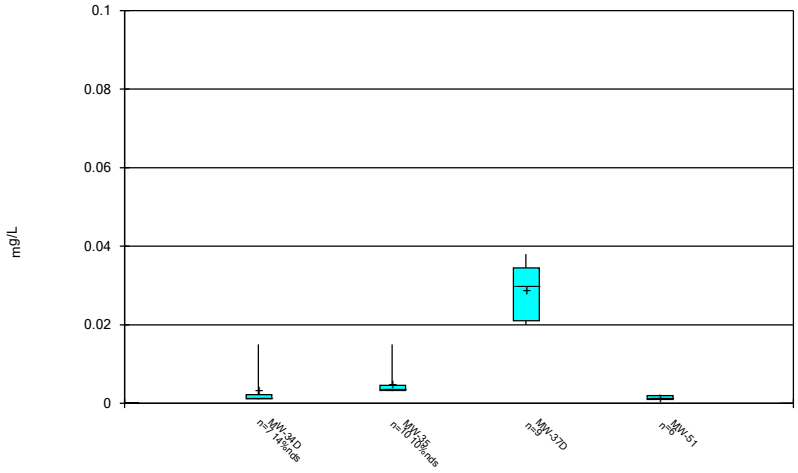

Constituent: Lithium Analysis Run 5/21/2024 8:11 PM

Plant Hammond Client: Southern Company Data: Hammond AP-2

Sanitas™ v.10.0.16 . UG

Box & Whiskers Plot

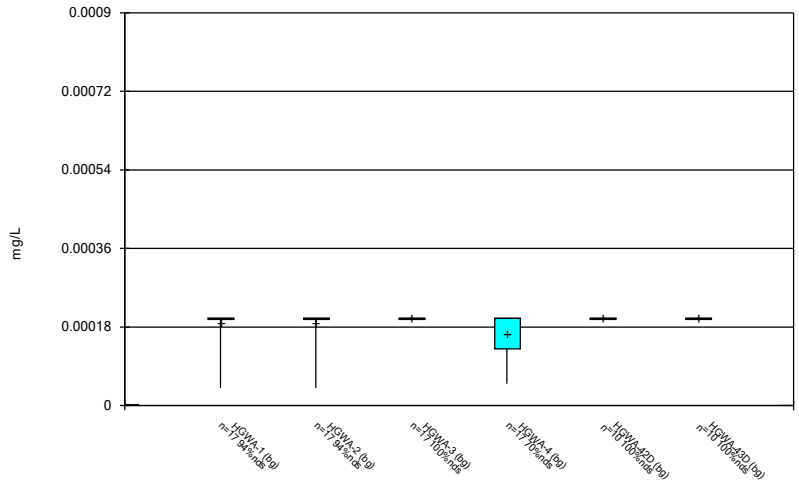

Constituent: Mercury Analysis Run 5/21/2024 8:11 PM

Plant Hammond Client: Southern Company Data: Hammond AP-2

Sanitas™ v.10.0.16 . UG

Box & Whiskers Plot

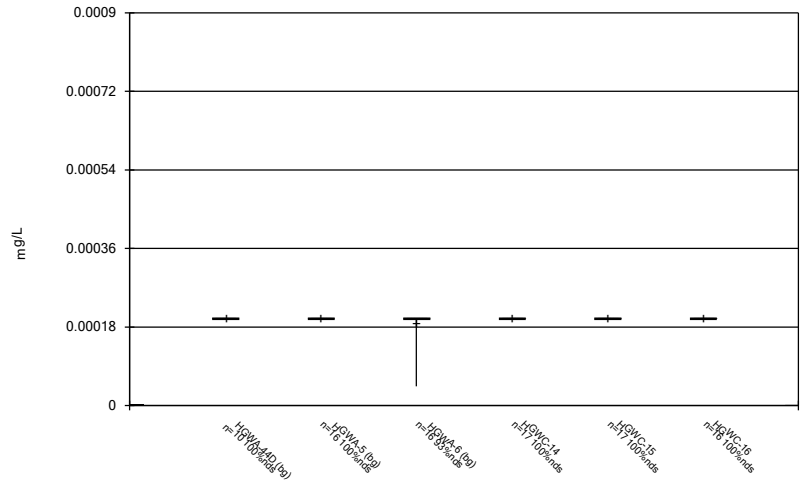

Constituent: Mercury Analysis Run 5/21/2024 8:11 PM

Plant Hammond Client: Southern Company Data: Hammond AP-2

Sanitas™ v.10.0.16 . UG

Box & Whiskers Plot

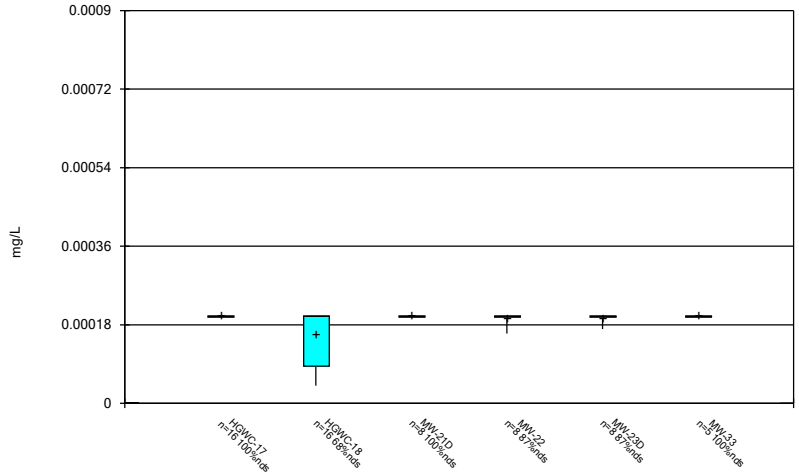

Constituent: Mercury Analysis Run 5/21/2024 8:11 PM

Plant Hammond Client: Southern Company Data: Hammond AP-2

Sanitas™ v.10.0.16 . UG

Box & Whiskers Plot

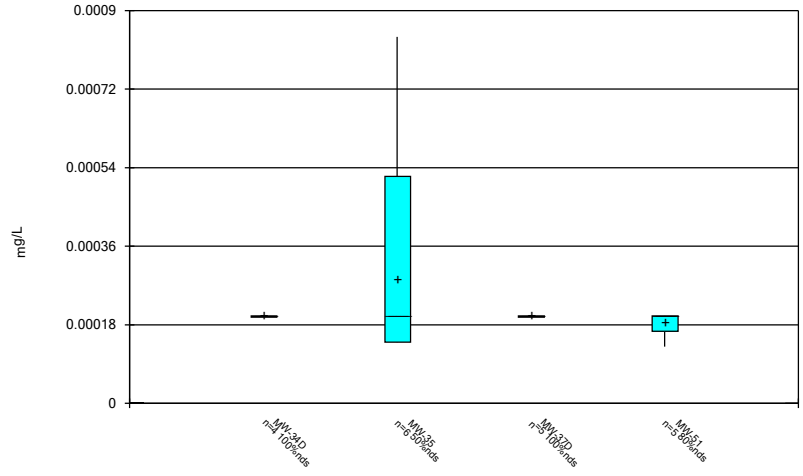

Constituent: Mercury Analysis Run 5/21/2024 8:11 PM

Plant Hammond Client: Southern Company Data: Hammond AP-2

Sanitas™ v.10.0.16 . UG

Box & Whiskers Plot

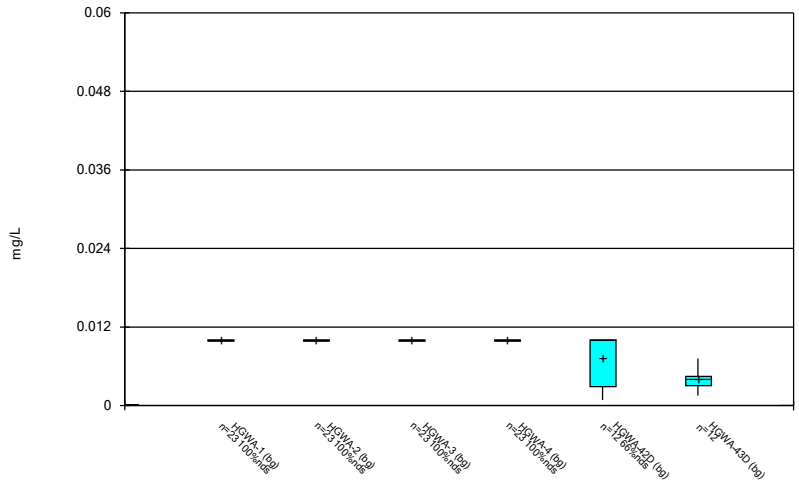

Constituent: Molybdenum Analysis Run 5/21/2024 8:11 PM

Plant Hammond Client: Southern Company Data: Hammond AP-2

Sanitas™ v.10.0.16 . UG

Box & Whiskers Plot

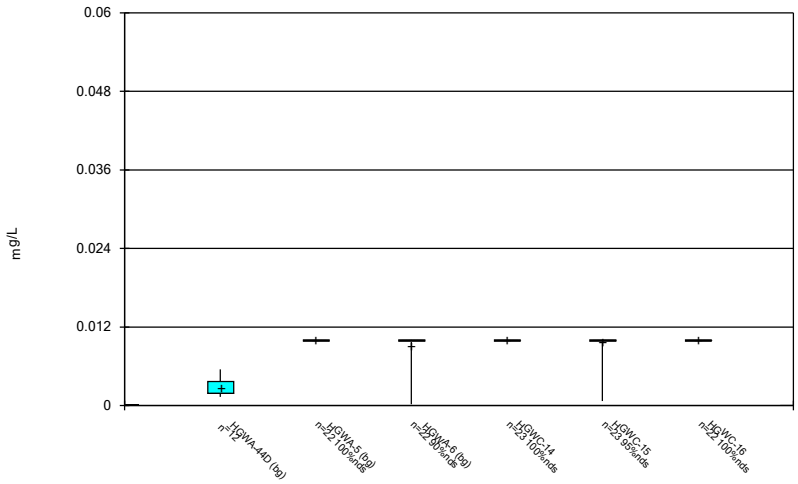

Constituent: Molybdenum Analysis Run 5/21/2024 8:11 PM

Plant Hammond Client: Southern Company Data: Hammond AP-2

Sanitas™ v.10.0.16 . UG

Box & Whiskers Plot

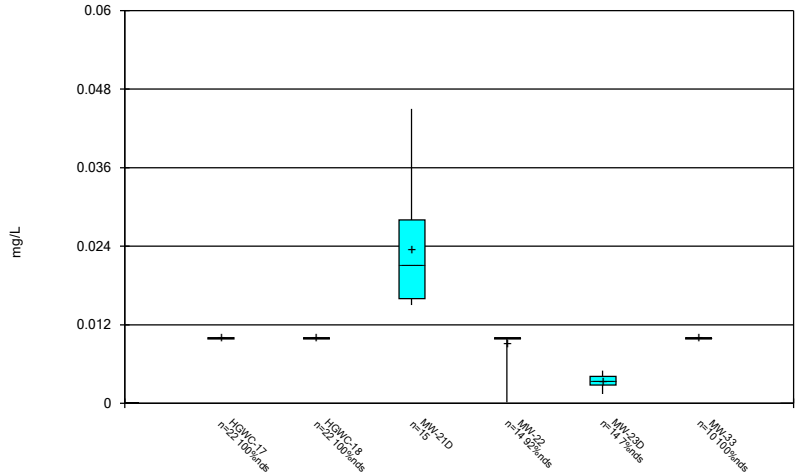

Constituent: Molybdenum Analysis Run 5/21/2024 8:11 PM

Plant Hammond Client: Southern Company Data: Hammond AP-2

Sanitas™ v.10.0.16 . UG

Box & Whiskers Plot

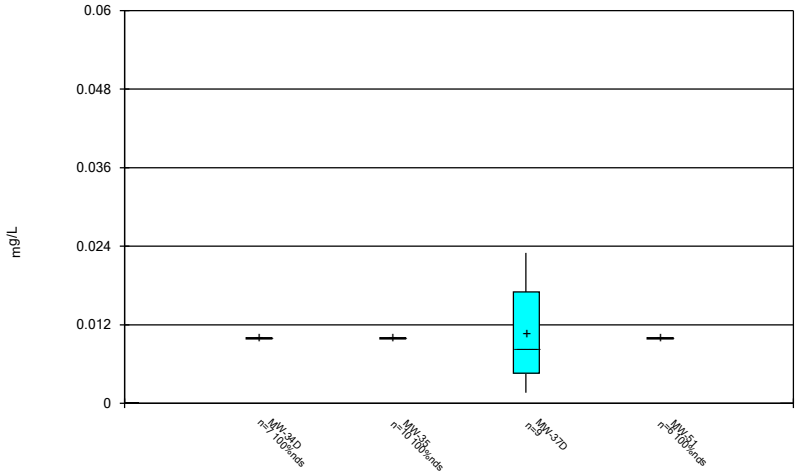

Constituent: Molybdenum Analysis Run 5/21/2024 8:11 PM

Plant Hammond Client: Southern Company Data: Hammond AP-2

Sanitas™ v.10.0.16 . UG

Box & Whiskers Plot

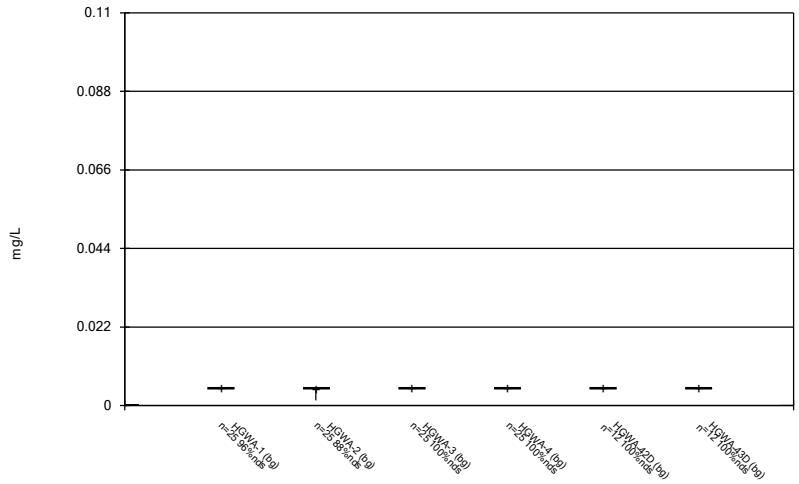

Constituent: Selenium Analysis Run 5/21/2024 8:11 PM

Plant Hammond Client: Southern Company Data: Hammond AP-2

Sanitas™ v.10.0.16 . UG

Box & Whiskers Plot

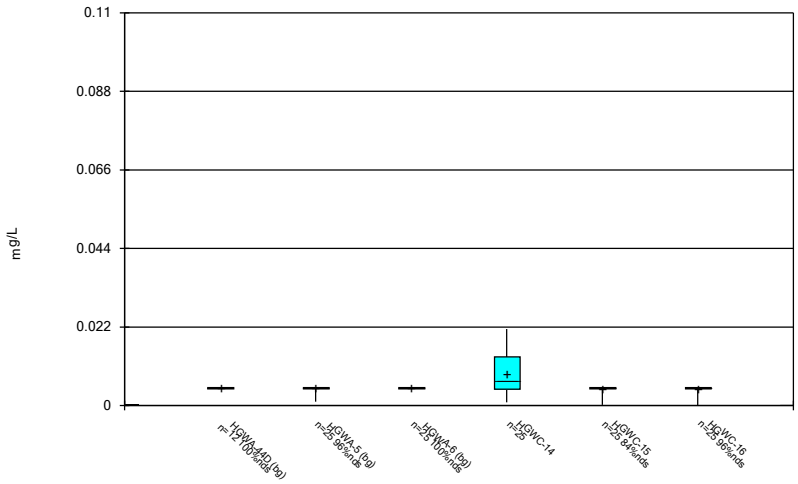

Constituent: Selenium Analysis Run 5/21/2024 8:11 PM

Plant Hammond Client: Southern Company Data: Hammond AP-2

Sanitas™ v.10.0.16 . UG

Box & Whiskers Plot

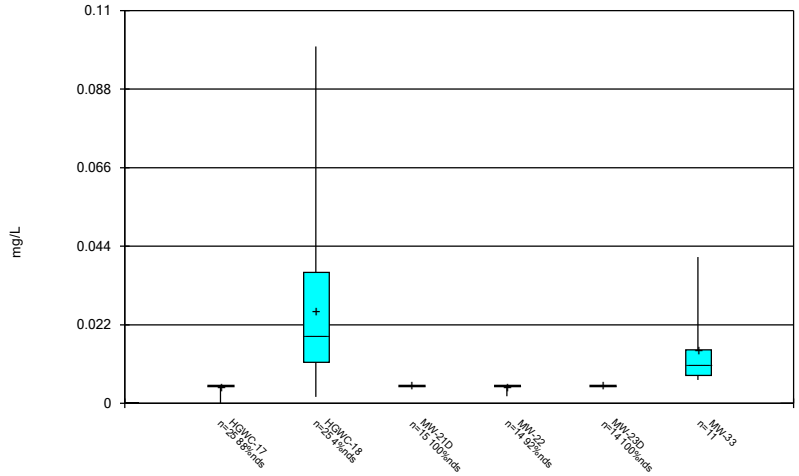

Constituent: Selenium Analysis Run 5/21/2024 8:11 PM

Plant Hammond Client: Southern Company Data: Hammond AP-2

Sanitas™ v.10.0.16 . UG

Box & Whiskers Plot

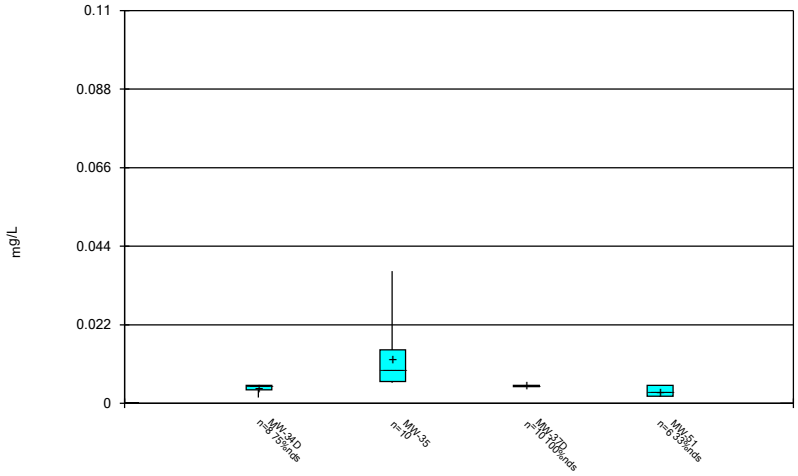

Constituent: Selenium Analysis Run 5/21/2024 8:11 PM

Plant Hammond Client: Southern Company Data: Hammond AP-2

Sanitas™ v.10.0.16 . UG

Box & Whiskers Plot

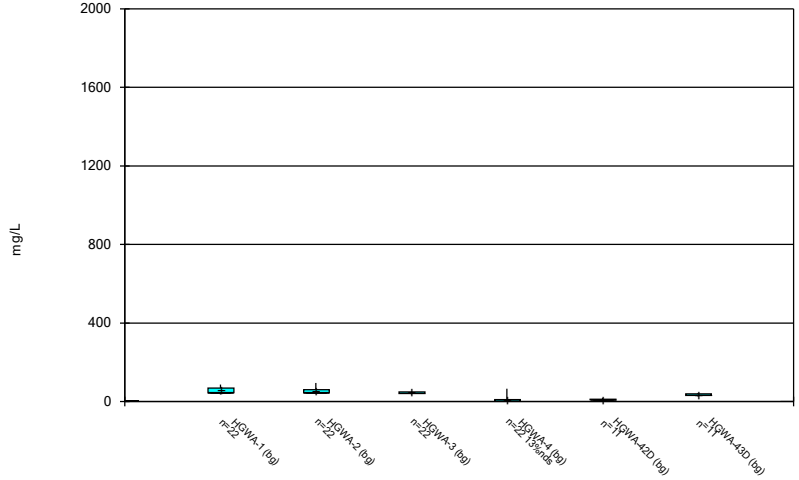

Constituent: Sulfate Analysis Run 5/21/2024 8:11 PM

Plant Hammond Client: Southern Company Data: Hammond AP-2

Sanitas™ v.10.0.16 . UG

Box & Whiskers Plot

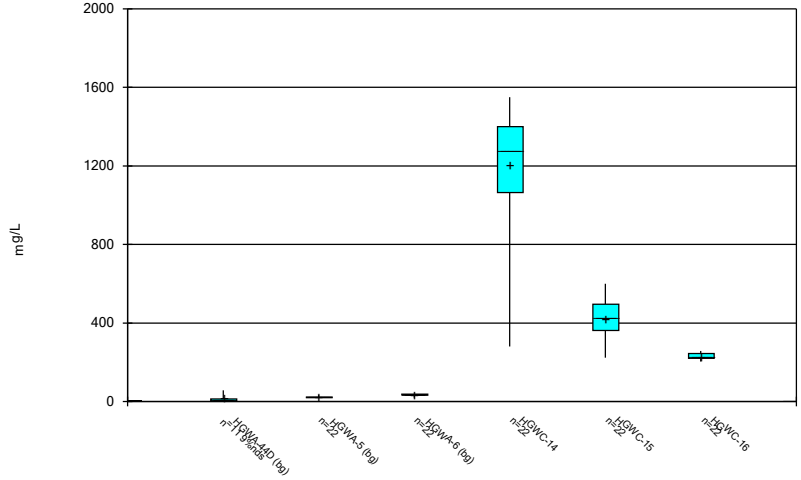

Constituent: Sulfate Analysis Run 5/21/2024 8:11 PM

Plant Hammond Client: Southern Company Data: Hammond AP-2

Sanitas™ v.10.0.16 . UG

Box & Whiskers Plot

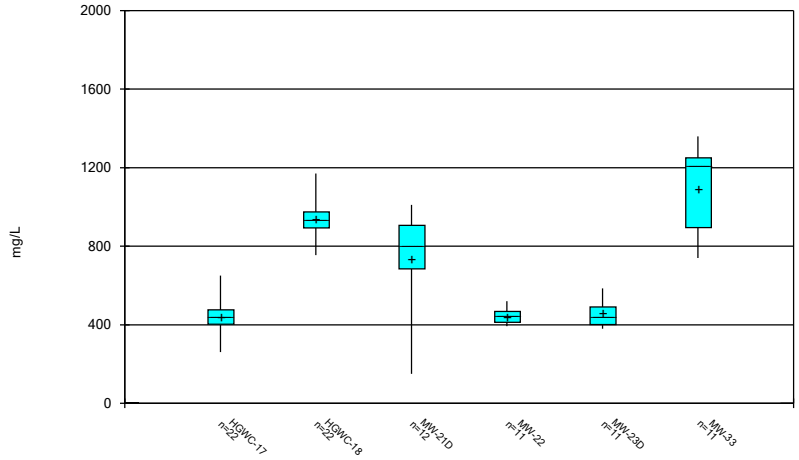

Constituent: Sulfate Analysis Run 5/21/2024 8:11 PM

Plant Hammond Client: Southern Company Data: Hammond AP-2

Sanitas™ v.10.0.16 . UG

Box & Whiskers Plot

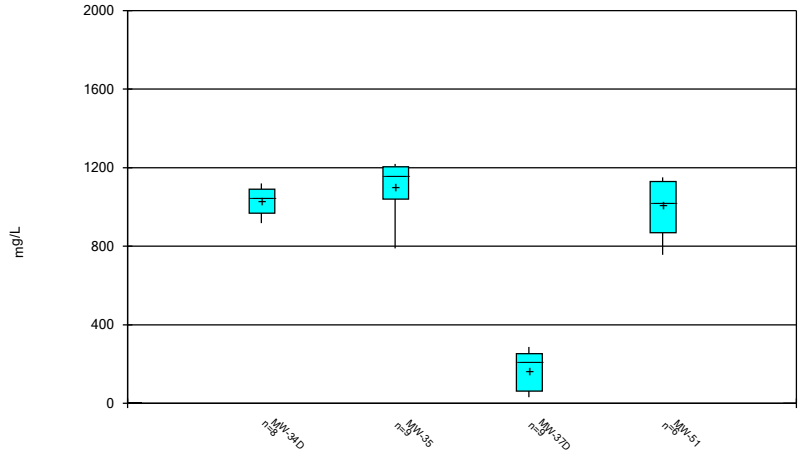

Constituent: Sulfate Analysis Run 5/21/2024 8:11 PM

Plant Hammond Client: Southern Company Data: Hammond AP-2

Sanitas™ v.10.0.16 . UG

Box & Whiskers Plot

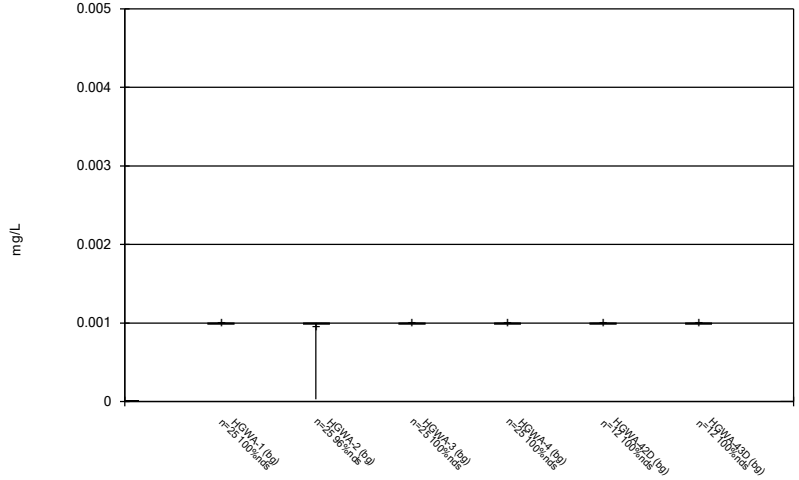

Constituent: Thallium Analysis Run 5/21/2024 8:11 PM

Plant Hammond Client: Southern Company Data: Hammond AP-2

Sanitas™ v.10.0.16 . UG

Box & Whiskers Plot

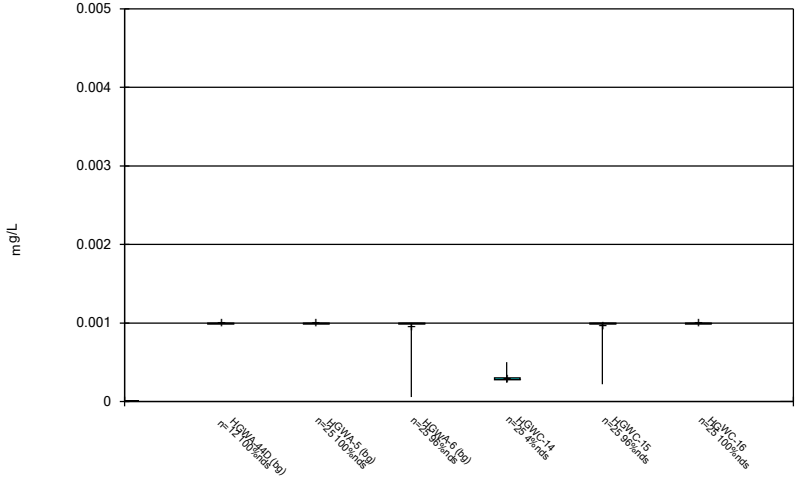

Constituent: Thallium Analysis Run 5/21/2024 8:11 PM

Plant Hammond Client: Southern Company Data: Hammond AP-2

Sanitas™ v.10.0.16 . UG

Box & Whiskers Plot

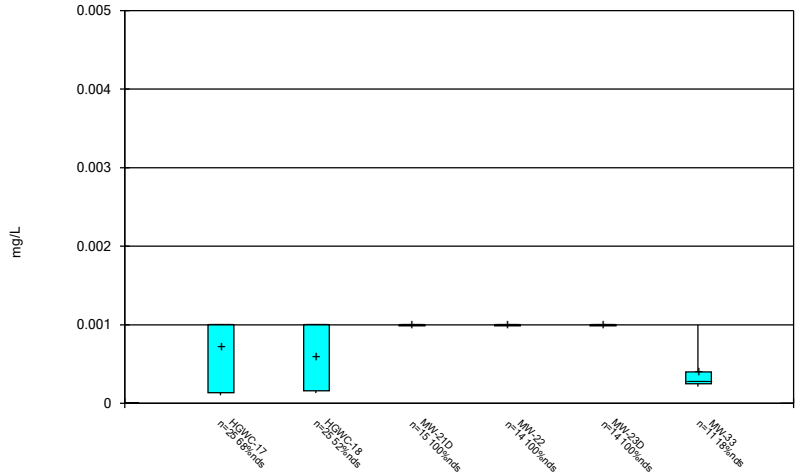

Constituent: Thallium Analysis Run 5/21/2024 8:11 PM

Plant Hammond Client: Southern Company Data: Hammond AP-2

Sanitas™ v.10.0.16 . UG

Box & Whiskers Plot

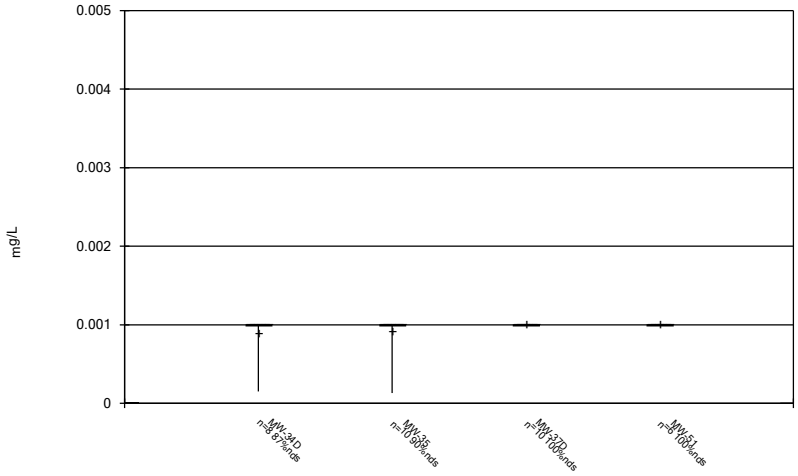

Constituent: Thallium Analysis Run 5/21/2024 8:11 PM

Plant Hammond Client: Southern Company Data: Hammond AP-2

Sanitas™ v.10.0.16 . UG

Box & Whiskers Plot

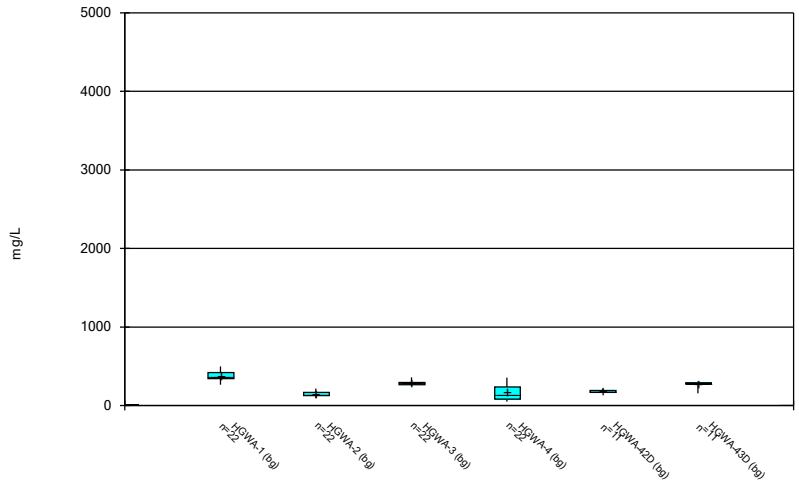

Constituent: Total Dissolved Solids Analysis Run 5/21/2024 8:11 PM

Plant Hammond Client: Southern Company Data: Hammond AP-2

Sanitas™ v.10.0.16 . UG

Box & Whiskers Plot

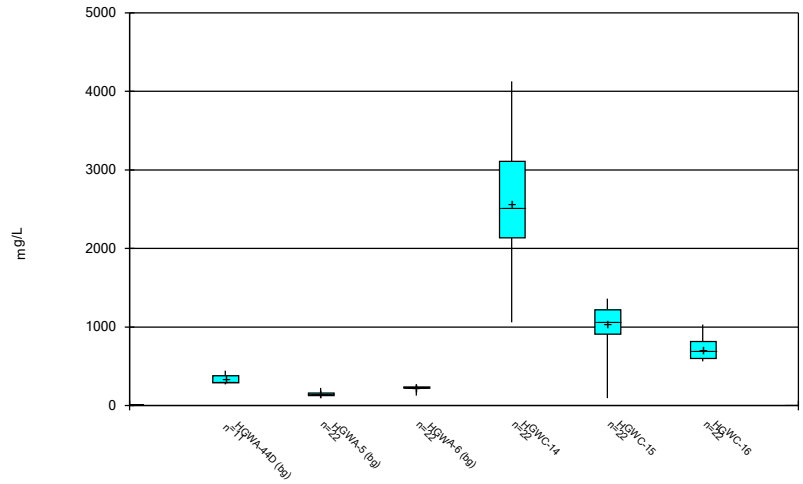

Constituent: Total Dissolved Solids Analysis Run 5/21/2024 8:11 PM

Plant Hammond Client: Southern Company Data: Hammond AP-2

Sanitas™ v.10.0.16 . UG

Box & Whiskers Plot

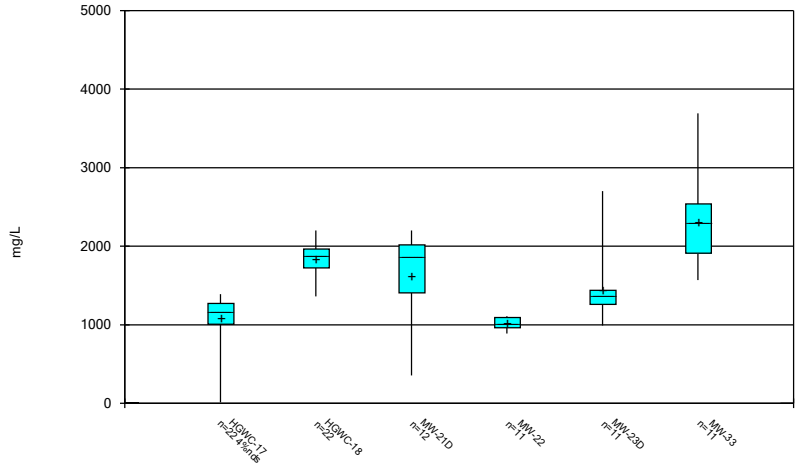

Constituent: Total Dissolved Solids Analysis Run 5/21/2024 8:11 PM

Plant Hammond Client: Southern Company Data: Hammond AP-2

Sanitas™ v.10.0.16 . UG

Box & Whiskers Plot

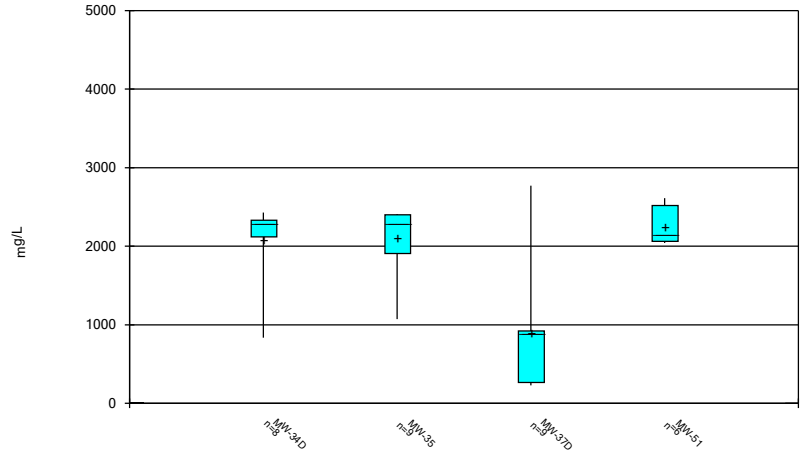

Constituent: Total Dissolved Solids Analysis Run 5/21/2024 8:11 PM

Plant Hammond Client: Southern Company Data: Hammond AP-2

FIGURE C.

Outlier Summary

Plant Hammond Client: Southern Company Data: Hammond AP-2 Printed 4/29/2024, 10:59 AM

	HGWA-44D Lithium (mg/L)
8/8/2023	0.092 (o)
2/13/2024	0.088 (o)

FIGURE D.

Appendix III Interwell Prediction Limits - Significant Results

Plant Hammond Client: Southern Company Data: Hammond AP-2 Printed 4/18/2024, 10:37 AM

Constituent	Well	Upper Lim.	Lower Lim.	Date	Observ.	Sig.	Bg N	Bg Mean	Std. Dev.	%NDs	ND Adj.	Transform	Alpha	Method
Boron (mg/L)	**HGWC-14**	**0.55**	**n/a**	**2/17/2024**	**7.3**	**Yes**	**165**	**n/a**	**n/a**	**7.273**	**n/a**	**n/a**	**0.00007258**	**NP Inter (normality) 1 of 2**
Boron (mg/L)	**HGWC-15**	**0.55**	**n/a**	**2/17/2024**	**1.8**	**Yes**	**165**	**n/a**	**n/a**	**7.273**	**n/a**	**n/a**	**0.00007258**	**NP Inter (normality) 1 of 2**
Boron (mg/L)	**HGWC-16**	**0.55**	**n/a**	**2/18/2024**	**2.3**	**Yes**	**165**	**n/a**	**n/a**	**7.273**	**n/a**	**n/a**	**0.00007258**	**NP Inter (normality) 1 of 2**
Boron (mg/L)	**HGWC-17**	**0.55**	**n/a**	**2/17/2024**	**5.7**	**Yes**	**165**	**n/a**	**n/a**	**7.273**	**n/a**	**n/a**	**0.00007258**	**NP Inter (normality) 1 of 2**
Boron (mg/L)	**HGWC-18**	**0.55**	**n/a**	**2/18/2024**	**7**	**Yes**	**165**	**n/a**	**n/a**	**7.273**	**n/a**	**n/a**	**0.00007258**	**NP Inter (normality) 1 of 2**
Calcium (mg/L)	**HGWC-14**	**138**	**n/a**	**2/17/2024**	**418**	**Yes**	**165**	**n/a**	**n/a**	**0**	**n/a**	**n/a**	**0.00007258**	**NP Inter (normality) 1 of 2**
Calcium (mg/L)	**HGWC-15**	**138**	**n/a**	**2/17/2024**	**175**	**Yes**	**165**	**n/a**	**n/a**	**0**	**n/a**	**n/a**	**0.00007258**	**NP Inter (normality) 1 of 2**
Calcium (mg/L)	**HGWC-16**	**138**	**n/a**	**2/18/2024**	**199**	**Yes**	**165**	**n/a**	**n/a**	**0**	**n/a**	**n/a**	**0.00007258**	**NP Inter (normality) 1 of 2**
Calcium (mg/L)	**HGWC-17**	**138**	**n/a**	**2/17/2024**	**199**	**Yes**	**165**	**n/a**	**n/a**	**0**	**n/a**	**n/a**	**0.00007258**	**NP Inter (normality) 1 of 2**
Calcium (mg/L)	**HGWC-18**	**138**	**n/a**	**2/18/2024**	**347**	**Yes**	**165**	**n/a**	**n/a**	**0**	**n/a**	**n/a**	**0.00007258**	**NP Inter (normality) 1 of 2**
Chloride (mg/L)	**HGWC-14**	**44.8**	**n/a**	**2/17/2024**	**88.9**	**Yes**	**165**	**n/a**	**n/a**	**0**	**n/a**	**n/a**	**0.00007258**	**NP Inter (normality) 1 of 2**
Chloride (mg/L)	**HGWC-15**	**44.8**	**n/a**	**2/17/2024**	**70.2**	**Yes**	**165**	**n/a**	**n/a**	**0**	**n/a**	**n/a**	**0.00007258**	**NP Inter (normality) 1 of 2**
Chloride (mg/L)	**HGWC-16**	**44.8**	**n/a**	**2/18/2024**	**87.5**	**Yes**	**165**	**n/a**	**n/a**	**0**	**n/a**	**n/a**	**0.00007258**	**NP Inter (normality) 1 of 2**
Chloride (mg/L)	**HGWC-17**	**44.8**	**n/a**	**2/17/2024**	**81.7**	**Yes**	**165**	**n/a**	**n/a**	**0**	**n/a**	**n/a**	**0.00007258**	**NP Inter (normality) 1 of 2**
Chloride (mg/L)	**HGWC-18**	**44.8**	**n/a**	**2/18/2024**	**99**	**Yes**	**165**	**n/a**	**n/a**	**0**	**n/a**	**n/a**	**0.00007258**	**NP Inter (normality) 1 of 2**
Sulfate (mg/L)	**HGWC-14**	**93.9**	**n/a**	**2/17/2024**	**898**	**Yes**	**165**	**n/a**	**n/a**	**2.424**	**n/a**	**n/a**	**0.00007258**	**NP Inter (normality) 1 of 2**
Sulfate (mg/L)	**HGWC-15**	**93.9**	**n/a**	**2/17/2024**	**305**	**Yes**	**165**	**n/a**	**n/a**	**2.424**	**n/a**	**n/a**	**0.00007258**	**NP Inter (normality) 1 of 2**
Sulfate (mg/L)	**HGWC-16**	**93.9**	**n/a**	**2/18/2024**	**220**	**Yes**	**165**	**n/a**	**n/a**	**2.424**	**n/a**	**n/a**	**0.00007258**	**NP Inter (normality) 1 of 2**
Sulfate (mg/L)	**HGWC-17**	**93.9**	**n/a**	**2/17/2024**	**260**	**Yes**	**165**	**n/a**	**n/a**	**2.424**	**n/a**	**n/a**	**0.00007258**	**NP Inter (normality) 1 of 2**
Sulfate (mg/L)	**HGWC-18**	**93.9**	**n/a**	**2/18/2024**	**755**	**Yes**	**165**	**n/a**	**n/a**	**2.424**	**n/a**	**n/a**	**0.00007258**	**NP Inter (normality) 1 of 2**
Total Dissolved Solids (mg/L)	**HGWC-14**	**496**	**n/a**	**2/17/2024**	**1720**	**Yes**	**165**	**n/a**	**n/a**	**0**	**n/a**	**n/a**	**0.00007258**	**NP Inter (normality) 1 of 2**
Total Dissolved Solids (mg/L)	**HGWC-15**	**496**	**n/a**	**2/17/2024**	**830**	**Yes**	**165**	**n/a**	**n/a**	**0**	**n/a**	**n/a**	**0.00007258**	**NP Inter (normality) 1 of 2**
Total Dissolved Solids (mg/L)	**HGWC-16**	**496**	**n/a**	**2/18/2024**	**755**	**Yes**	**165**	**n/a**	**n/a**	**0**	**n/a**	**n/a**	**0.00007258**	**NP Inter (normality) 1 of 2**
Total Dissolved Solids (mg/L)	**HGWC-17**	**496**	**n/a**	**2/17/2024**	**815**	**Yes**	**165**	**n/a**	**n/a**	**0**	**n/a**	**n/a**	**0.00007258**	**NP Inter (normality) 1 of 2**
Total Dissolved Solids (mg/L)	**HGWC-18**	**496**	**n/a**	**2/18/2024**	**1360**	**Yes**	**165**	**n/a**	**n/a**	**0**	**n/a**	**n/a**	**0.00007258**	**NP Inter (normality) 1 of 2**

Appendix III Interwell Prediction Limits - All Results

Plant Hammond Client: Southern Company Data: Hammond AP-2 Printed 4/18/2024, 10:37 AM

Constituent	Well	Upper Lim.	Lower Lim.	Date	Observ.	Sig.	Bg N	Bg Mean	Std. Dev.	%NDs	ND Adj.	Transform	Alpha	Method
Boron (mg/L)	**HGWC-14**	**0.55**	**n/a**	**2/17/2024**	**7.3**	**Yes**	**165**	**n/a**	**n/a**	**7.273**	**n/a**	**n/a**	**0.00007258**	**NP Inter (normality) 1 of 2**
Boron (mg/L)	**HGWC-15**	**0.55**	**n/a**	**2/17/2024**	**1.8**	**Yes**	**165**	**n/a**	**n/a**	**7.273**	**n/a**	**n/a**	**0.00007258**	**NP Inter (normality) 1 of 2**
Boron (mg/L)	**HGWC-16**	**0.55**	**n/a**	**2/18/2024**	**2.3**	**Yes**	**165**	**n/a**	**n/a**	**7.273**	**n/a**	**n/a**	**0.00007258**	**NP Inter (normality) 1 of 2**
Boron (mg/L)	**HGWC-17**	**0.55**	**n/a**	**2/17/2024**	**5.7**	**Yes**	**165**	**n/a**	**n/a**	**7.273**	**n/a**	**n/a**	**0.00007258**	**NP Inter (normality) 1 of 2**
Boron (mg/L)	**HGWC-18**	**0.55**	**n/a**	**2/18/2024**	**7**	**Yes**	**165**	**n/a**	**n/a**	**7.273**	**n/a**	**n/a**	**0.00007258**	**NP Inter (normality) 1 of 2**
Calcium (mg/L)	**HGWC-14**	**138**	**n/a**	**2/17/2024**	**418**	**Yes**	**165**	**n/a**	**n/a**	**0**	**n/a**	**n/a**	**0.00007258**	**NP Inter (normality) 1 of 2**
Calcium (mg/L)	**HGWC-15**	**138**	**n/a**	**2/17/2024**	**175**	**Yes**	**165**	**n/a**	**n/a**	**0**	**n/a**	**n/a**	**0.00007258**	**NP Inter (normality) 1 of 2**
Calcium (mg/L)	**HGWC-16**	**138**	**n/a**	**2/18/2024**	**199**	**Yes**	**165**	**n/a**	**n/a**	**0**	**n/a**	**n/a**	**0.00007258**	**NP Inter (normality) 1 of 2**
Calcium (mg/L)	**HGWC-17**	**138**	**n/a**	**2/17/2024**	**199**	**Yes**	**165**	**n/a**	**n/a**	**0**	**n/a**	**n/a**	**0.00007258**	**NP Inter (normality) 1 of 2**
Calcium (mg/L)	**HGWC-18**	**138**	**n/a**	**2/18/2024**	**347**	**Yes**	**165**	**n/a**	**n/a**	**0**	**n/a**	**n/a**	**0.00007258**	**NP Inter (normality) 1 of 2**
Chloride (mg/L)	**HGWC-14**	**44.8**	**n/a**	**2/17/2024**	**88.9**	**Yes**	**165**	**n/a**	**n/a**	**0**	**n/a**	**n/a**	**0.00007258**	**NP Inter (normality) 1 of 2**
Chloride (mg/L)	**HGWC-15**	**44.8**	**n/a**	**2/17/2024**	**70.2**	**Yes**	**165**	**n/a**	**n/a**	**0**	**n/a**	**n/a**	**0.00007258**	**NP Inter (normality) 1 of 2**
Chloride (mg/L)	**HGWC-16**	**44.8**	**n/a**	**2/18/2024**	**87.5**	**Yes**	**165**	**n/a**	**n/a**	**0**	**n/a**	**n/a**	**0.00007258**	**NP Inter (normality) 1 of 2**
Chloride (mg/L)	**HGWC-17**	**44.8**	**n/a**	**2/17/2024**	**81.7**	**Yes**	**165**	**n/a**	**n/a**	**0**	**n/a**	**n/a**	**0.00007258**	**NP Inter (normality) 1 of 2**
Chloride (mg/L)	**HGWC-18**	**44.8**	**n/a**	**2/18/2024**	**99**	**Yes**	**165**	**n/a**	**n/a**	**0**	**n/a**	**n/a**	**0.00007258**	**NP Inter (normality) 1 of 2**
Field pH (s.u.)	HGWC-14	8.25	4.57	2/17/2024	5.05	No	192	n/a	n/a	0	n/a	n/a	0.0001076	NP Inter (normality) 1 of 2
Field pH (s.u.)	HGWC-15	8.25	4.57	2/17/2024	6.56	No	192	n/a	n/a	0	n/a	n/a	0.0001076	NP Inter (normality) 1 of 2
Field pH (s.u.)	HGWC-16	8.25	4.57	2/18/2024	7.12	No	192	n/a	n/a	0	n/a	n/a	0.0001076	NP Inter (normality) 1 of 2
Field pH (s.u.)	HGWC-17	8.25	4.57	2/17/2024	6.54	No	192	n/a	n/a	0	n/a	n/a	0.0001076	NP Inter (normality) 1 of 2
Field pH (s.u.)	HGWC-18	8.25	4.57	2/18/2024	4.73	No	192	n/a	n/a	0	n/a	n/a	0.0001076	NP Inter (normality) 1 of 2
Fluoride (mg/L)	HGWC-14	1.5	n/a	2/17/2024	0.065J	No	192	n/a	n/a	28.65	n/a	n/a	0.00005378	NP Inter (normality) 1 of 2
Fluoride (mg/L)	HGWC-15	1.5	n/a	2/17/2024	0.064J	No	192	n/a	n/a	28.65	n/a	n/a	0.00005378	NP Inter (normality) 1 of 2
Fluoride (mg/L)	HGWC-16	1.5	n/a	2/18/2024	0.1ND	No	192	n/a	n/a	28.65	n/a	n/a	0.00005378	NP Inter (normality) 1 of 2
Fluoride (mg/L)	HGWC-17	1.5	n/a	2/17/2024	0.057J	No	192	n/a	n/a	28.65	n/a	n/a	0.00005378	NP Inter (normality) 1 of 2
Fluoride (mg/L)	HGWC-18	1.5	n/a	2/18/2024	0.17	No	192	n/a	n/a	28.65	n/a	n/a	0.00005378	NP Inter (normality) 1 of 2
Sulfate (mg/L)	**HGWC-14**	**93.9**	**n/a**	**2/17/2024**	**898**	**Yes**	**165**	**n/a**	**n/a**	**2.424**	**n/a**	**n/a**	**0.00007258**	**NP Inter (normality) 1 of 2**
Sulfate (mg/L)	**HGWC-15**	**93.9**	**n/a**	**2/17/2024**	**305**	**Yes**	**165**	**n/a**	**n/a**	**2.424**	**n/a**	**n/a**	**0.00007258**	**NP Inter (normality) 1 of 2**
Sulfate (mg/L)	**HGWC-16**	**93.9**	**n/a**	**2/18/2024**	**220**	**Yes**	**165**	**n/a**	**n/a**	**2.424**	**n/a**	**n/a**	**0.00007258**	**NP Inter (normality) 1 of 2**
Sulfate (mg/L)	**HGWC-17**	**93.9**	**n/a**	**2/17/2024**	**260**	**Yes**	**165**	**n/a**	**n/a**	**2.424**	**n/a**	**n/a**	**0.00007258**	**NP Inter (normality) 1 of 2**
Sulfate (mg/L)	**HGWC-18**	**93.9**	**n/a**	**2/18/2024**	**755**	**Yes**	**165**	**n/a**	**n/a**	**2.424**	**n/a**	**n/a**	**0.00007258**	**NP Inter (normality) 1 of 2**
Total Dissolved Solids (mg/L)	**HGWC-14**	**496**	**n/a**	**2/17/2024**	**1720**	**Yes**	**165**	**n/a**	**n/a**	**0**	**n/a**	**n/a**	**0.00007258**	**NP Inter (normality) 1 of 2**
Total Dissolved Solids (mg/L)	**HGWC-15**	**496**	**n/a**	**2/17/2024**	**830**	**Yes**	**165**	**n/a**	**n/a**	**0**	**n/a**	**n/a**	**0.00007258**	**NP Inter (normality) 1 of 2**
Total Dissolved Solids (mg/L)	**HGWC-16**	**496**	**n/a**	**2/18/2024**	**755**	**Yes**	**165**	**n/a**	**n/a**	**0**	**n/a**	**n/a**	**0.00007258**	**NP Inter (normality) 1 of 2**
Total Dissolved Solids (mg/L)	**HGWC-17**	**496**	**n/a**	**2/17/2024**	**815**	**Yes**	**165**	**n/a**	**n/a**	**0**	**n/a**	**n/a**	**0.00007258**	**NP Inter (normality) 1 of 2**
Total Dissolved Solids (mg/L)	**HGWC-18**	**496**	**n/a**	**2/18/2024**	**1360**	**Yes**	**165**	**n/a**	**n/a**	**0**	**n/a**	**n/a**	**0.00007258**	**NP Inter (normality) 1 of 2**

Sanitas™ v.10.0.16 . UG

Exceeds Limit: HGWC-14, HGWC-15, HGWC-16, HGWC-17, HGWC-18

Prediction Limit

Interwell Non-parametric

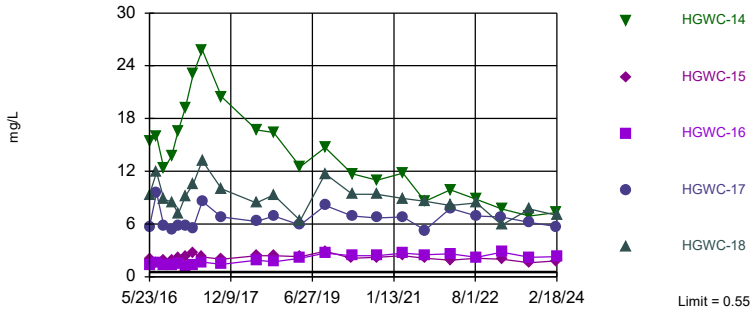

Non-parametric test used in lieu of parametric prediction limit because the Chi Squared normality test showed the data to be non-normal at the 0.01 alpha level. Limit is highest of 165 background values. 7.273% NDs. Annual per-constituent alpha = 0.0007255. Individual comparison alpha = 0.00007258 (1 of 2). Comparing 5 points to limit.

Constituent: Boron Analysis Run 4/18/2024 10:36 AM View: Appendix III

Plant Hammond Client: Southern Company Data: Hammond AP-2

Sanitas™ v.10.0.16 . UG

Exceeds Limit: HGWC-14, HGWC-15, HGWC-16, HGWC-17, HGWC-18

Prediction Limit

Interwell Non-parametric

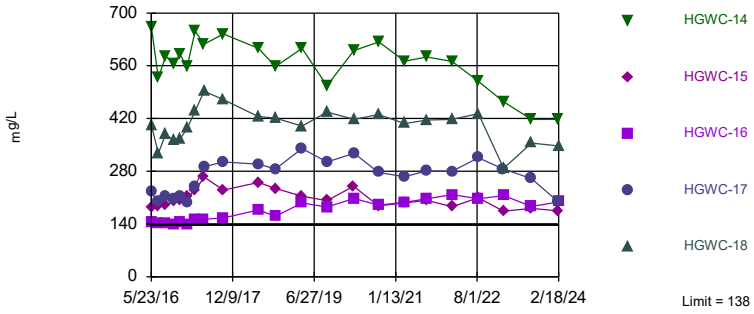

Non-parametric test used in lieu of parametric prediction limit because the Chi Squared normality test showed the data to be non-normal at the 0.01 alpha level. Limit is highest of 165 background values. Annual per-constituent alpha = 0.0007255. Individual comparison alpha = 0.00007258 (1 of 2). Comparing 5 points to limit.

Constituent: Calcium Analysis Run 4/18/2024 10:36 AM View: Appendix III

Plant Hammond Client: Southern Company Data: Hammond AP-2

Sanitas™ v.10.0.16 . UG

Exceeds Limit: HGWC-14, HGWC-15, HGWC-16, HGWC-17, HGWC-18

Prediction Limit

Interwell Non-parametric

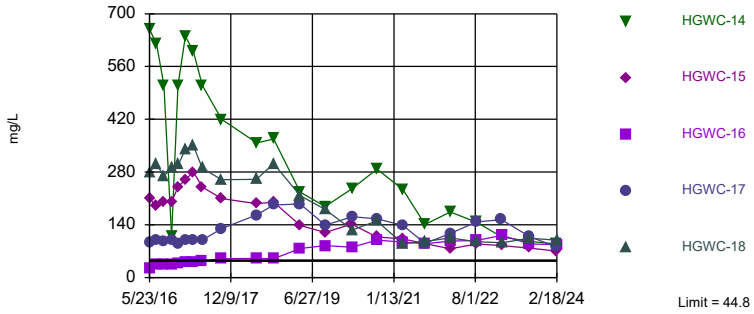

Non-parametric test used in lieu of parametric prediction limit because the Chi Squared normality test showed the data to be non-normal at the 0.01 alpha level. Limit is highest of 165 background values. Annual per-constituent alpha = 0.0007255. Individual comparison alpha = 0.00007258 (1 of 2). Comparing 5 points to limit.

Constituent: Chloride Analysis Run 4/18/2024 10:36 AM View: Appendix III

Plant Hammond Client: Southern Company Data: Hammond AP-2

Sanitas™ v.10.0.16 . UG

Within Limits

Prediction Limit

Interwell Non-parametric

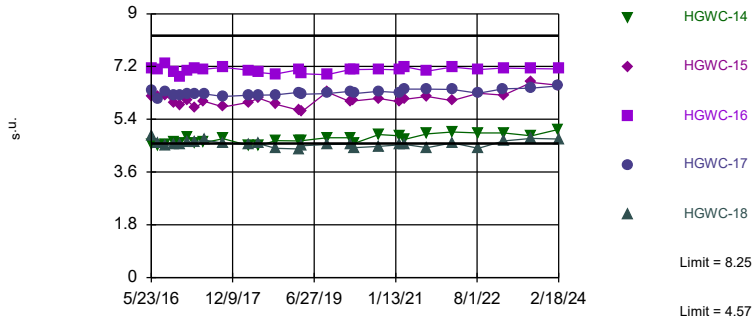

Non-parametric test used in lieu of parametric prediction limit because the Chi Squared normality test showed the data to be non-normal at the 0.01 alpha level. Limits are highest and lowest of 192 background values. Annual per-constituent alpha = 0.001075. Individual comparison alpha = 0.0001076 (1 of 2). Comparing 5 points to limit.

Constituent: Field pH Analysis Run 4/18/2024 10:36 AM View: Appendix III

Plant Hammond Client: Southern Company Data: Hammond AP-2

Sanitas™ v.10.0.16 . UG
Hollow symbols indicate censored values.
Within Limit

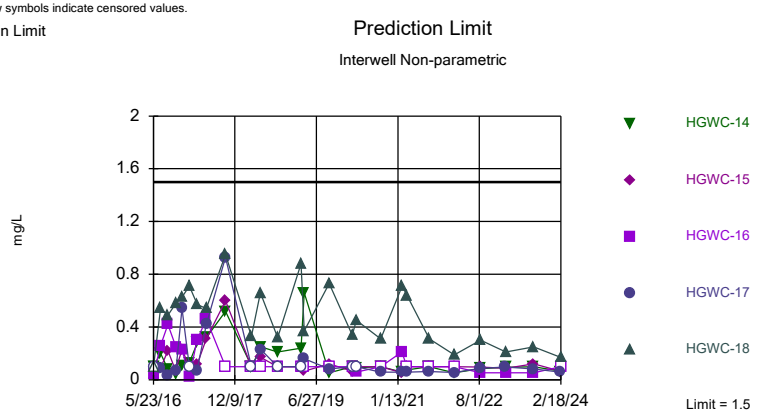

Non-parametric test used in lieu of parametric prediction limit because the Chi Squared normality test showed the data to be non-normal at the 0.01 alpha level. Limit is highest of 192 background values. 28.65% NDs. Annual per-constituent alpha = 0.0005376. Individual comparison alpha = 0.00005378 (1 of 2). Comparing 5 points to limit.

Constituent: Fluoride Analysis Run 4/18/2024 10:36 AM View: Appendix III
Plant Hammond Client: Southern Company Data: Hammond AP-2

Sanitas™ v.10.0.16 . UG
Exceeds Limit: HGWC-14, HGWC-15, HGWC-16, HGWC-17, HGWC-18

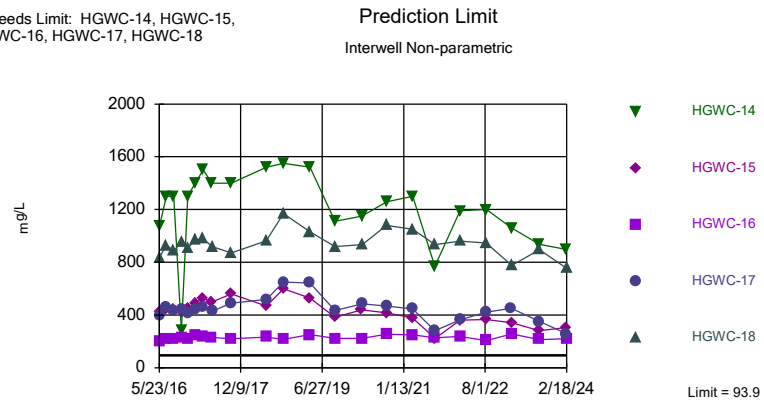

Non-parametric test used in lieu of parametric prediction limit because the Chi Squared normality test showed the data to be non-normal at the 0.01 alpha level. Limit is highest of 165 background values. 2.424% NDs. Annual per-constituent alpha = 0.0007255. Individual comparison alpha = 0.00007258 (1 of 2). Comparing 5 points to limit.

Constituent: Sulfate Analysis Run 4/18/2024 10:36 AM View: Appendix III
Plant Hammond Client: Southern Company Data: Hammond AP-2

Sanitas™ v.10.0.16 . UG
Hollow symbols indicate censored values.
Exceeds Limit: HGWC-14, HGWC-15, HGWC-16, HGWC-17, HGWC-18

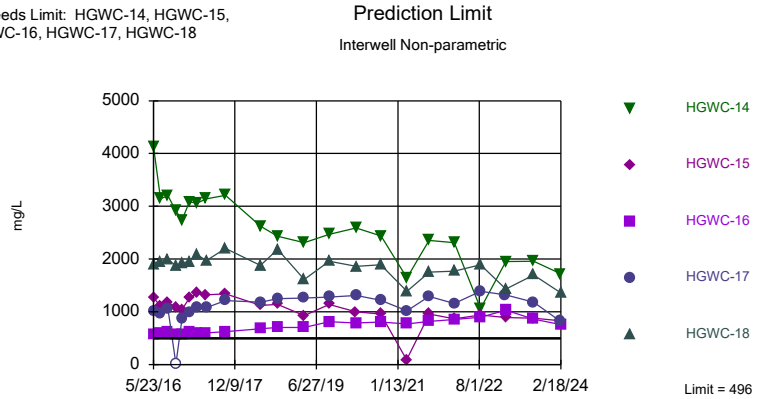

Non-parametric test used in lieu of parametric prediction limit because the Chi Squared normality test showed the data to be non-normal at the 0.01 alpha level. Limit is highest of 165 background values. Annual per-constituent alpha = 0.0007255. Individual comparison alpha = 0.00007258 (1 of 2). Comparing 5 points to limit.

Constituent: Total Dissolved Solids Analysis Run 4/18/2024 10:36 AM View: Appendix III
Plant Hammond Client: Southern Company Data: Hammond AP-2

Prediction Limit

Constituent: Boron (mg/L) Analysis Run 4/18/2024 10:37 AM View: Appendix III

Plant Hammond Client: Southern Company Data: Hammond AP-2

	HGWA-1 (bg)	HGWA-2 (bg)	HGWA-5 (bg)	HGWA-3 (bg)	HGWA-4 (bg)	HGWA-6 (bg)	HGWC-15	HGWC-17	HGWC-14
5/19/2016	0.0214 (J)	0.0321 (J)	<0.04	<0.04	<0.04				
5/20/2016						0.0363 (J)			
5/23/2016							2.02	5.7	15.4
5/24/2016									
7/11/2016	0.0142 (J)	0.0337 (J)	0.0052 (J)		0.0175 (J)	0.0179 (J)			
7/12/2016				0.0074 (J)			1.65	9.58	16
8/30/2016	0.0074 (J)	0.0173 (J)	0.0068 (J)	<0.04	0.0072 (J)	0.014 (J)			
9/1/2016							1.93	5.76	12.3
10/19/2016	0.0224 (J)	0.0341 (J)		0.0085 (J)	0.018 (J)				
10/20/2016			0.0135 (J)			0.0197 (J)			
10/24/2016							1.93		13.7
10/25/2016								5.38	
12/6/2016	0.0211 (J)	0.0326 (J)		0.0085 (J)	0.0158 (J)				
12/7/2016							2.23	5.74	16.5
12/8/2016			0.0083 (J)			0.0159 (J)			
1/24/2017	0.0165 (J)	0.0365 (J)	0.0072 (J)	0.01 (J)	0.0145 (J)	<0.04			
1/26/2017							2.31	5.78	19.2
3/21/2017	0.0187 (J)	0.0349 (J)	<0.04	0.0079 (J)	0.0101 (J)	0.0166 (J)			
3/22/2017								5.52	
3/23/2017							2.72		23.1
5/22/2017	0.0782	0.0475		0.0131 (J)					
5/23/2017			0.0095 (J)		0.0159 (J)	0.0167 (J)			
5/24/2017							2.26		25.8
5/25/2017								8.58	
10/3/2017	0.0198 (J)	0.0386 (J)	0.0071 (J)	0.0097 (J)	0.0162 (J)	0.017 (J)			
10/4/2017							2	6.8	20.5
6/4/2018	0.02 (J)	0.036 (J)		0.017 (J)	0.014 (J)				
6/5/2018			0.0066 (J)			0.016 (J)			
6/6/2018							2.4	6.3	16.7
10/1/2018	0.013 (J)	0.035 (J)		0.0061 (J)	0.0093 (J)				
10/2/2018			0.0081 (J)			0.014 (J)			
10/3/2018							2.4	6.9	16.4
4/1/2019				0.0066 (J)					
4/2/2019	0.016 (J)	0.034 (J)	0.0052 (J)		0.01 (J)	0.013 (J)			
4/4/2019							2.3		
4/5/2019								5.9	12.5
9/23/2019	0.021 (J)	0.04 (J)		0.0081 (J)					
9/24/2019			0.0088 (J)		0.013 (J)	0.016 (J)	2.9		14.7
9/25/2019								8.1	
3/25/2020	0.025 (J)	0.039 (J)		0.0096 (J)		0.021 (J)			
3/26/2020			0.0072 (J)		0.012 (J)		2.1		
3/30/2020									11.7
3/31/2020								6.9	
9/15/2020	0.017 (J)	0.044 (J)	0.012 (J)	0.0071 (J)	0.013 (J)	0.016 (J)			
9/16/2020								6.7	
9/17/2020							2.2		
9/18/2020									11
11/10/2020									
11/11/2020									
12/15/2020									
1/19/2021									
1/20/2021									

ND substitution: RL or RL/2 if <15% NDs.

Prediction Limit

Constituent: Boron (mg/L) Analysis Run 4/18/2024 10:38 AM View: Appendix III

Plant Hammond Client: Southern Company Data: Hammond AP-2

	HGWA-1 (bg)	HGWA-2 (bg)	HGWA-5 (bg)	HGWA-3 (bg)	HGWA-4 (bg)	HGWA-6 (bg)	HGWC-15	HGWC-17	HGWC-14
3/10/2021	0.015 (J)				0.012 (J)				
3/11/2021		0.056	0.0075 (J)	0.015 (J)		0.018 (J)			
3/16/2021							2.4		
3/17/2021									11.8
3/18/2021								6.8	
8/11/2021	0.02 (J)								
8/12/2021		0.044	0.0092 (J)	<0.04	0.014 (J)	0.014 (J)			
8/13/2021									
8/18/2021								5.3	8.6
8/19/2021							2.1		
2/1/2022	0.016 (J)	0.056		0.011 (J)					
2/7/2022			<0.04		0.017 (J)	0.019 (J)			
2/8/2022							1.9	7.8	
2/9/2022									9.9
8/2/2022	0.012 (J)	0.047		<0.04	0.02 (J)				
8/9/2022									
8/10/2022			0.011 (J)			0.015 (J)		6.9	
8/11/2022							2.1		8.8
1/23/2023				0.012 (J)	0.023 (J)				
1/24/2023	0.015 (J)	0.046							
1/27/2023			<0.04			0.013 (J)			
1/30/2023								6.8	
2/1/2023							2		7.7
8/8/2023	0.023 (J)	0.06	0.025 (J)	0.011 (J)	0.029 (J)	0.017 (J)			
8/13/2023							1.6	6.2	6.9
2/13/2024	0.02 (J)	0.051	<0.04	<0.04	0.023 (J)	0.015 (J)			
2/17/2024							1.8	5.7	7.3
2/18/2024									

ND substitution: RL or RL/2 if <15% NDs.

Prediction Limit

Constituent: Boron (mg/L) Analysis Run 4/18/2024 10:38 AM View: Appendix III

Plant Hammond Client: Southern Company Data: Hammond AP-2

	HGWC-16	HGWC-18	HGWA-43D (bg)	HGWA-44D (bg)	HGWA-42D (bg)
5/19/2016					
5/20/2016					
5/23/2016	1.36				
5/24/2016		9.33			
7/11/2016					
7/12/2016	1.62	11.9			
8/30/2016					
9/1/2016	1.31	8.8			
10/19/2016					
10/20/2016					
10/24/2016					
10/25/2016	1.27	8.5			
12/6/2016					
12/7/2016	1.42				
12/8/2016		7.15			
1/24/2017					
1/26/2017	1.19	9.17			
3/21/2017					
3/22/2017	1.32				
3/23/2017		10.6			
5/22/2017					
5/23/2017					
5/24/2017	1.67				
5/25/2017		13.2			
10/3/2017					
10/4/2017	1.43	10			
6/4/2018					
6/5/2018		8.4			
6/6/2018	1.9				
10/1/2018					
10/2/2018					
10/3/2018	1.7	9.3			
4/1/2019					
4/2/2019					
4/4/2019	2.1				
4/5/2019		6.4			
9/23/2019					
9/24/2019					
9/25/2019	2.7	11.7			
3/25/2020					
3/26/2020					
3/30/2020	2.4				
3/31/2020		9.4			
9/15/2020		9.4			
9/16/2020			0.061 (J)	0.23	
9/17/2020	2.4				0.098 (J)
9/18/2020					
11/10/2020			0.057 (J)	0.29	
11/11/2020					0.058 (J)
12/15/2020			0.052 (J)	0.31	0.043 (J)
1/19/2021			0.049 (J)	0.4	
1/20/2021					0.045 (J)

Prediction Limit

Constituent: Boron (mg/L) Analysis Run 4/18/2024 10:38 AM View: Appendix III

Plant Hammond Client: Southern Company Data: Hammond AP-2

	HGWC-16	HGWC-18	HGWA-43D (bg)	HGWA-44D (bg)	HGWA-42D (bg)
3/10/2021				0.39	0.048
3/11/2021			0.06		
3/16/2021					
3/17/2021	2.7				
3/18/2021		8.9			
8/11/2021			0.042		
8/12/2021					0.044
8/13/2021				0.31	
8/18/2021					
8/19/2021	2.5	8.6			
2/1/2022			0.05	0.44	
2/7/2022					0.047
2/8/2022	2.6	8.1			
2/9/2022					
8/2/2022			0.043	0.31	
8/9/2022					0.055
8/10/2022	2.2	8.4			
8/11/2022					
1/23/2023					0.052
1/24/2023			0.037 (J)	0.44	
1/27/2023					
1/30/2023					
2/1/2023	2.8	5.9			
8/8/2023			0.038 (J)	0.55	0.048
8/13/2023	2.2	7.7			
2/13/2024			0.037 (J)	0.49	0.045
2/17/2024					
2/18/2024	2.3	7			

Prediction Limit

Constituent: Calcium (mg/L) Analysis Run 4/18/2024 10:38 AM View: Appendix III

Plant Hammond Client: Southern Company Data: Hammond AP-2

	HGWA-1 (bg)	HGWA-2 (bg)	HGWA-5 (bg)	HGWA-3 (bg)	HGWA-4 (bg)	HGWA-6 (bg)	HGWC-15	HGWC-17	HGWC-14
5/19/2016	138	22.9	35.5	76.2	48.4				
5/20/2016						56.1			
5/23/2016							184	225	664
5/24/2016									
7/11/2016	97.2	22.3	35.4		73	49.3			
7/12/2016				61.5			186	199	528
8/30/2016	97.5	26.4	28	65.1	85.7	53.9			
9/1/2016							189	213	586
10/19/2016	99.2	21.7		73.2	89.7				
10/20/2016			26.7			50.7			
10/24/2016							200		564
10/25/2016								206	
12/6/2016	105	18.2		74.9	80				
12/7/2016							203	212	590
12/8/2016			23.5			49.2			
1/24/2017	95.7	18.5	24.5	69.6	30.8	48.3			
1/26/2017							212	198	558
3/21/2017	106	18.6	30.8	75.7	34	51.3			
3/22/2017								239	
3/23/2017							229		652
5/22/2017	107	17.8		71.5					
5/23/2017			24.2		43	49.1			
5/24/2017							265		617
5/25/2017								292	
10/3/2017	102	20.2	29	76.3	46.9	55.1			
10/4/2017							230	305	644
6/4/2018	124	19.1		73.4	81.9				
6/5/2018			27.8			54.5			
6/6/2018							250	299	606
10/1/2018	108	20.5 (J)		80.9	22 (J)				
10/2/2018			28.9			54.7			
10/3/2018							234	286	558
4/1/2019				80.5					
4/2/2019	132	22.5 (J)	26.3		76	49.7			
4/4/2019							214		
4/5/2019								340	606
9/23/2019	118	19.5		71					
9/24/2019			29.3		36.6	52.5	202		507
9/25/2019								305	
3/25/2020	127	23		89.8		58.1			
3/26/2020			27.8		14.9		240		
3/30/2020									600
3/31/2020								328	
9/15/2020	103	21.1	27.9	73.1	20.4	49.9			
9/16/2020								277	
9/17/2020							188		
9/18/2020									623
11/10/2020									
11/11/2020									
12/15/2020									
1/19/2021									
1/20/2021									

Prediction Limit

Constituent: Calcium (mg/L) Analysis Run 4/18/2024 10:38 AM View: Appendix III

Plant Hammond Client: Southern Company Data: Hammond AP-2

	HGWA-1 (bg)	HGWA-2 (bg)	HGWA-5 (bg)	HGWA-3 (bg)	HGWA-4 (bg)	HGWA-6 (bg)	HGWC-15	HGWC-17	HGWC-14
3/10/2021	111				5.9				
3/11/2021		43.8	28.3	83.8		53.1			
3/16/2021							196		
3/17/2021									572
3/18/2021								266	
8/11/2021	113								
8/12/2021		21.9	32	84	5.4	54.7			
8/13/2021									
8/18/2021								281	583
8/19/2021							203		
2/1/2022	106	27.2		85.1					
2/7/2022			30		5.9	53.4			
2/8/2022							186	280	
2/9/2022									571
8/2/2022	117	31.2		84.6	6				
8/9/2022									
8/10/2022			27.4			55.7		316	
8/11/2022							210		519
1/23/2023				85	24				
1/24/2023	117	29.4							
1/27/2023			28.5			55.4			
1/30/2023								286	
2/1/2023							174		464
8/8/2023	118	30.7	54.4	78.3	35.7	27.9			
8/13/2023							182	261	418
2/13/2024	116	38.8	20.6	83.6	31.1	55.4			
2/17/2024							175	199	418
2/18/2024									

Prediction Limit

Constituent: Calcium (mg/L) Analysis Run 4/18/2024 10:38 AM View: Appendix III

Plant Hammond Client: Southern Company Data: Hammond AP-2

	HGWC-16	HGWC-18	HGWA-43D (bg)	HGWA-44D (bg)	HGWA-42D (bg)
5/19/2016					
5/20/2016					
5/23/2016	146				
5/24/2016		403			
7/11/2016					
7/12/2016	142	328			
8/30/2016					
9/1/2016	141	379			
10/19/2016					
10/20/2016					
10/24/2016					
10/25/2016	138	362			
12/6/2016					
12/7/2016	146				
12/8/2016		366			
1/24/2017					
1/26/2017	139	394			
3/21/2017					
3/22/2017	150				
3/23/2017		440			
5/22/2017					
5/23/2017					
5/24/2017	153				
5/25/2017		492			
10/3/2017					
10/4/2017	156	470			
6/4/2018					
6/5/2018		425			
6/6/2018	177				
10/1/2018					
10/2/2018					
10/3/2018	160	421			
4/1/2019					
4/2/2019					
4/4/2019	196				
4/5/2019		400			
9/23/2019					
9/24/2019					
9/25/2019	185	437			
3/25/2020					
3/26/2020					
3/30/2020	208				
3/31/2020		418			
9/15/2020		430			
9/16/2020			56	30	
9/17/2020	190				43.8
9/18/2020					
11/10/2020			63.3	33.6	
11/11/2020					44.4
12/15/2020			62.6	28.7	47.3
1/19/2021			60.1	33	
1/20/2021					41.8

Prediction Limit

Constituent: Calcium (mg/L) Analysis Run 4/18/2024 10:38 AM View: Appendix III

Plant Hammond Client: Southern Company Data: Hammond AP-2

	HGWC-16	HGWC-18	HGWA-43D (bg)	HGWA-44D (bg)	HGWA-42D (bg)
3/10/2021				18.3	43.4
3/11/2021			59.6		
3/16/2021					
3/17/2021	198				
3/18/2021		407			
8/11/2021			61		
8/12/2021					43.6
8/13/2021				28.9	
8/18/2021					
8/19/2021	207	416			
2/1/2022			55.9	24.8	
2/7/2022					48.7
2/8/2022	218	418			
2/9/2022					
8/2/2022			54.1	20.9	
8/9/2022					44.1
8/10/2022	207	433			
8/11/2022					
1/23/2023					43.7
1/24/2023			56.6	13.2	
1/27/2023					
1/30/2023					
2/1/2023	216	288			
8/8/2023			52.8	8.1	40.7
8/13/2023	187	355			
2/13/2024			53.3	9.9	47.7
2/17/2024					
2/18/2024	199	347			

Prediction Limit

Constituent: Chloride (mg/L) Analysis Run 4/18/2024 10:38 AM View: Appendix III

Plant Hammond Client: Southern Company Data: Hammond AP-2

	HGWA-1 (bg)	HGWA-2 (bg)	HGWA-5 (bg)	HGWA-3 (bg)	HGWA-4 (bg)	HGWA-6 (bg)	HGWC-15	HGWC-17	HGWC-14
5/19/2016	9.94	6.14	1.57	5.93	4.56				
5/20/2016						1.35			
5/23/2016							209	94	659
5/24/2016									
7/11/2016	6.3	5.9	2		5	1.7			
7/12/2016				6.2			190	100	620
8/30/2016	6	6.2	2	6.4	4.9	1.6			
9/1/2016							200	95	510
10/19/2016	5.8	6.1		6.5	4.6				
10/20/2016			2.2			1.6			
10/24/2016							200		110
10/25/2016								98	
12/6/2016	5.4	6		7.2	4.5				
12/7/2016							240	89	510
12/8/2016			2			1.6			
1/24/2017	5.2	6.1	1.6	6.4	4.7	1.9			
1/26/2017							260	99	640
3/21/2017	4.6	5.9	2	7.5	4.3	1.3			
3/22/2017								100	
3/23/2017							280		600
5/22/2017	4.6	5.9		6.5					
5/23/2017			1.7		4.5	1.2			
5/24/2017							240		510
5/25/2017								99	
10/3/2017	5.6	6.3	1.7	6.5	4.8	2.1			
10/4/2017							210	130	420
6/4/2018	13.1	6.1		6.3	4.5				
6/5/2018			1.6			1.2			
6/6/2018							196	166	357
10/1/2018	6.6	6.4		6.4	3.8				
10/2/2018			2.4			1.7			
10/3/2018							200	193	368
4/1/2019				6.5					
4/2/2019	20.3	5.8	1.7		4.4	1.6			
4/4/2019							138		
4/5/2019								195	227
9/23/2019	17.7	5.1		5.9					
9/24/2019			1.7		3.6	1.3	120		188
9/25/2019								139	
3/25/2020	20.4	5.2		6.1		1.2			
3/26/2020			1.4		3.4		142		
3/30/2020									236
3/31/2020								161	
9/15/2020	13.4	5	1.7	6	3.3	1.2			
9/16/2020								156	
9/17/2020							108		
9/18/2020									288
11/10/2020									
11/11/2020									
12/15/2020									
1/19/2021									
1/20/2021									

Prediction Limit

Constituent: Chloride (mg/L) Analysis Run 4/18/2024 10:38 AM View: Appendix III

Plant Hammond Client: Southern Company Data: Hammond AP-2

	HGWA-1 (bg)	HGWA-2 (bg)	HGWA-5 (bg)	HGWA-3 (bg)	HGWA-4 (bg)	HGWA-6 (bg)	HGWC-15	HGWC-17	HGWC-14
3/10/2021	7.4				2.9				
3/11/2021		5.1	1.4	5.9		1.2			
3/16/2021							103		
3/17/2021									233
3/18/2021								138	
8/11/2021	9.6								
8/12/2021		5.2	1.4	4.8	2.4	0.94 (J)			
8/13/2021									
8/18/2021								90.7	141
8/19/2021							89.9		
2/1/2022	7.5	7		5.7					
2/7/2022			1.4		2.4	1.1			
2/8/2022							76.6	117	
2/9/2022									174
8/2/2022	14.1	7.8		5.9	2.9				
8/9/2022									
8/10/2022			2.1			1.3		148	
8/11/2022							89.2		147
1/23/2023				5.6	1.6				
1/24/2023	9	7.1							
1/27/2023			1.6			1.4			
1/30/2023								154	
2/1/2023							85		108
8/8/2023	26	6.6	1.3	5.3	2.6	2.1			
8/13/2023							78.2	109	95.8
2/13/2024	10	6.3	1.8	5.3	1.4	1.4			
2/17/2024							70.2	81.7	88.9
2/18/2024									

Prediction Limit

Constituent: Chloride (mg/L) Analysis Run 4/18/2024 10:38 AM View: Appendix III

Plant Hammond Client: Southern Company Data: Hammond AP-2

	HGWC-16	HGWC-18	HGWA-43D (bg)	HGWA-44D (bg)	HGWA-42D (bg)
5/19/2016					
5/20/2016					
5/23/2016	25.8				
5/24/2016		280			
7/11/2016					
7/12/2016	34	300			
8/30/2016					
9/1/2016	34	270			
10/19/2016					
10/20/2016					
10/24/2016					
10/25/2016	35	290			
12/6/2016					
12/7/2016	38				
12/8/2016		300			
1/24/2017					
1/26/2017	41	340			
3/21/2017					
3/22/2017	41				
3/23/2017		350			
5/22/2017					
5/23/2017					
5/24/2017	44				
5/25/2017		290			
10/3/2017					
10/4/2017	50	260			
6/4/2018					
6/5/2018		261			
6/6/2018	50.6				
10/1/2018					
10/2/2018					
10/3/2018	49.9	302			
4/1/2019					
4/2/2019					
4/4/2019	76.8				
4/5/2019		217			
9/23/2019					
9/24/2019					
9/25/2019	84.4	181			
3/25/2020					
3/26/2020					
3/30/2020	80.2				
3/31/2020		126			
9/15/2020		150			
9/16/2020			4.1	7.2	
9/17/2020	99.3				5.8
9/18/2020					
11/10/2020			4.4	7.8	
11/11/2020					3.1
12/15/2020			4.7	9.4	3.2
1/19/2021			4.1	9.5	
1/20/2021					2.8

Prediction Limit

Constituent: Chloride (mg/L) Analysis Run 4/18/2024 10:38 AM View: Appendix III

Plant Hammond Client: Southern Company Data: Hammond AP-2

	HGWC-16	HGWC-18	HGWA-43D (bg)	HGWA-44D (bg)	HGWA-42D (bg)
3/10/2021				12.3	3
3/11/2021			4.5		
3/16/2021					
3/17/2021	93.8				
3/18/2021		90.2			
8/11/2021			3.5		
8/12/2021					2.6
8/13/2021				39.9	
8/18/2021					
8/19/2021	90.1	95.8			
2/1/2022			4.1	44.8	
2/7/2022					3.1
2/8/2022	96.4	105			
2/9/2022					
8/2/2022			4.3	19.8	
8/9/2022					3.7
8/10/2022	98.3	95.2			
8/11/2022					
1/23/2023					3.3
1/24/2023			4.3	24.9	
1/27/2023					
1/30/2023					
2/1/2023	112	92.7			
8/8/2023			3.5	27	3.2
8/13/2023	89.1	104			
2/13/2024			3.9	27.7	4.1
2/17/2024					
2/18/2024	87.5	99			

Prediction Limit

Constituent: Field pH (s.u.) Analysis Run 4/18/2024 10:38 AM View: Appendix III

Plant Hammond Client: Southern Company Data: Hammond AP-2

	HGWA-1 (bg)	HGWA-5 (bg)	HGWA-4 (bg)	HGWA-3 (bg)	HGWA-2 (bg)	HGWA-6 (bg)	HGWC-15	HGWC-14	HGWC-17
5/19/2016	7.27	6.62	6.51	7.45	5.81				
5/20/2016						7.58			
5/23/2016							6.17	4.56	6.4
5/24/2016									
7/11/2016	7.06	6.54	6.65		5.68	7.32			
7/12/2016				7.32			6.17	4.49	6.09
8/30/2016	7.28	6.38	7.14	7.43	5.63	7.69			
9/1/2016							6.22	4.54	6.35
10/19/2016	7.02		7.08	7.03	5.46				
10/20/2016		6.52				7.43			
10/24/2016							5.97	4.63	
10/25/2016									6.23
12/6/2016	7.09		7	7.08	5.38				
12/7/2016							5.87	4.6	6.23
12/8/2016		6.5				7.56			
1/24/2017	7.2	6.59	6.16	7.39	5.37	7.52			
1/26/2017							6.05	4.8	6.24
3/21/2017	7.01	6.55	6.07	6.83	4.9	7.4			
3/22/2017									6.25
3/23/2017							5.79	4.57	
5/22/2017	7.11			7.02	5.2				
5/23/2017		6.5	6.28			7.53			
5/24/2017							6.01	4.61	
5/25/2017									6.27
10/3/2017	7.21	6.63	6.45	7.47	5.3	7.51			
10/4/2017							5.82	4.74	6.18
4/2/2018	7.1		6.23		5.4				
4/3/2018		6.59		7.38		7.53	5.98		6.22
4/4/2018								4.5	
6/4/2018	7.06		6.82	7.38	5.27				
6/5/2018		6.44				7.37			
6/6/2018							6.12	4.49	6.22
10/1/2018	7.09		5.73	7.13	5.31				
10/2/2018		6.35				7.36			
10/3/2018							5.92	4.67	6.23
3/11/2019			6.27						
3/12/2019	7.03	6.42		7.29	5.42	7.5			
3/14/2019							5.71	4.66	
3/15/2019									6.32
4/1/2019				7.16					
4/2/2019	6.86	6.38	6.66		5.41	7.46			
4/4/2019							5.66		
4/5/2019								4.67	6.26
9/23/2019	7.02			7.3	5.33				
9/24/2019		6.4	6.16			7.41	6.33	4.77	
9/25/2019									6.28
3/2/2020	7.1	6.8	5.63	7.12	5.43	7.67			
3/3/2020							6	4.77	6.35
3/25/2020	6.95			7.4	5.36	7.39			
3/26/2020		6.38	5.77				6.03		
3/30/2020								4.57	
3/31/2020									6.28

Prediction Limit

Constituent: Field pH (s.u.) Analysis Run 4/18/2024 10:38 AM View: Appendix III

Plant Hammond Client: Southern Company Data: Hammond AP-2

	HGWA-1 (bg)	HGWA-5 (bg)	HGWA-4 (bg)	HGWA-3 (bg)	HGWA-2 (bg)	HGWA-6 (bg)	HGWC-15	HGWC-14	HGWC-17
9/15/2020	7.15	6.33	5.75	7.29	5.22	7.37			
9/16/2020									6.35
9/17/2020							6.11		
9/18/2020								4.88	
11/10/2020									
11/11/2020									
12/15/2020									
1/19/2021									
1/20/2021									
2/8/2021	7.11		4.94						
2/9/2021		6.35		7.23	5.42	7.4			
2/10/2021									
2/11/2021								4.84	6.31
2/12/2021							5.99		
3/10/2021	6.95		5.28						
3/11/2021		6.48		7.33	5.8	7.56			
3/16/2021							6.08		
3/17/2021								4.72	
3/18/2021									6.43
8/11/2021	6.98								
8/12/2021		6.46	5.26	7.31	5.05	7.47			
8/13/2021									
8/18/2021								4.9	6.43
8/19/2021							6.18		
2/1/2022	7.19			7.45	5.24				
2/7/2022		6.51	5.24			7.65			
2/8/2022							6.04		6.42
2/9/2022								4.97	
8/2/2022	7.03		4.86	7.02	4.57				
8/9/2022									
8/10/2022		6.22				7.53			6.29
8/11/2022							6.29	4.93	
1/23/2023			5.62	7.32					
1/24/2023	6.76				5.22				
1/27/2023		6.52				7.66			
1/30/2023									6.44
2/1/2023							6.22	4.93	
8/8/2023	7.05	6.5	6.03	7.42	5.01	7.6			
8/13/2023							6.66	4.83	6.46
2/13/2024	7.06	6.66	5.98	7.35	5.49	7.6			
2/17/2024							6.56	5.05	6.54
2/18/2024									

Prediction Limit

Constituent: Field pH (s.u.) Analysis Run 4/18/2024 10:38 AM View: Appendix III

Plant Hammond Client: Southern Company Data: Hammond AP-2

	HGWC-16	HGWC-18	HGWA-43D (bg)	HGWA-44D (bg)	HGWA-42D (bg)
5/19/2016					
5/20/2016					
5/23/2016	7.15				
5/24/2016		4.83			
7/11/2016					
7/12/2016	7.1	4.58			
8/30/2016					
9/1/2016	7.29	4.51			
10/19/2016					
10/20/2016					
10/24/2016					
10/25/2016	7.03	4.53			
12/6/2016					
12/7/2016	6.85				
12/8/2016		4.56			
1/24/2017					
1/26/2017	7.07	4.61			
3/21/2017					
3/22/2017	7.15				
3/23/2017		4.63			
5/22/2017					
5/23/2017					
5/24/2017	7.11				
5/25/2017		4.69			
10/3/2017					
10/4/2017	7.17	4.58			
4/2/2018					
4/3/2018	7.07	4.54			
4/4/2018					
6/4/2018					
6/5/2018		4.57			
6/6/2018	7				
10/1/2018					
10/2/2018					
10/3/2018	6.94	4.41			
3/11/2019					
3/12/2019					
3/14/2019		4.39			
3/15/2019	7.09				
4/1/2019					
4/2/2019					
4/4/2019	6.95				
4/5/2019		4.5			
9/23/2019					
9/24/2019					
9/25/2019	6.92	4.54			
3/2/2020					
3/3/2020	7.1	4.55			
3/25/2020					
3/26/2020					
3/30/2020	7.09				
3/31/2020		4.43			

Prediction Limit

Constituent: Field pH (s.u.) Analysis Run 4/18/2024 10:38 AM View: Appendix III

Plant Hammond Client: Southern Company Data: Hammond AP-2

	HGWC-16	HGWC-18	HGWA-43D (bg)	HGWA-44D (bg)	HGWA-42D (bg)
9/15/2020		4.47			
9/16/2020			7.52	7.83	
9/17/2020	7.11				7.62
9/18/2020					
11/10/2020			7.27	7.84	
11/11/2020					7.68
12/15/2020			7.39	7.87	7.64
1/19/2021			7.39	7.86	
1/20/2021					7.68
2/8/2021					7.64
2/9/2021			7.44	7.84	
2/10/2021	7.08				
2/11/2021		4.53			
2/12/2021					
3/10/2021				7.92	7.7
3/11/2021			7.46		
3/16/2021					
3/17/2021	7.19				
3/18/2021		4.54			
8/11/2021			7.4		
8/12/2021					7.7
8/13/2021				7.77	
8/18/2021					
8/19/2021	7.04	4.43			
2/1/2022			7.52	8.25	
2/7/2022					7.85
2/8/2022	7.18	4.59			
2/9/2022					
8/2/2022			7.15	7.9	
8/9/2022					7.58
8/10/2022	7.09	4.41			
8/11/2022					
1/23/2023					7.55
1/24/2023			7.56	8.22	
1/27/2023					
1/30/2023					
2/1/2023	7.15	4.66			
8/8/2023			7.39	8.2	7.72
8/13/2023	7.13	4.75			
2/13/2024			7.47	8.1	7.68
2/17/2024					
2/18/2024	7.12	4.73			

Prediction Limit

Constituent: Fluoride (mg/L) Analysis Run 4/18/2024 10:38 AM View: Appendix III

Plant Hammond Client: Southern Company Data: Hammond AP-2

	HGWA-1 (bg)	HGWA-5 (bg)	HGWA-4 (bg)	HGWA-3 (bg)	HGWA-2 (bg)	HGWA-6 (bg)	HGWC-15	HGWC-14	HGWC-17
5/19/2016	0.105 (J)	0.08 (J)	0.036 (J)	0.0513 (J)	0.0303 (J)				
5/20/2016						0.065 (J)			
5/23/2016							<0.1	<0.1	<0.1
5/24/2016									
7/11/2016	0.16 (J)	0.09 (J)	0.09 (J)		0.05 (J)	0.13 (J)			
7/12/2016				0.12 (J)			0.09 (J)	0.2 (J)	0.09 (J)
8/30/2016	0.09 (J)	0.08 (J)	0.06 (J)	0.09 (J)	0.06 (J)	0.07 (J)			
9/1/2016							0.22 (J)	0.08 (J)	0.03 (J)
10/19/2016	0.1 (J)		0.07 (J)	0.1 (J)	0.04 (J)				
10/20/2016		0.1 (J)				0.06 (J)			
10/24/2016							0.07 (J)	0.04 (J)	
10/25/2016									0.07 (J)
12/6/2016	0.11 (J)		0.07 (J)	0.21 (J)	0.36				
12/7/2016							0.23 (J)	0.11 (J)	0.54
12/8/2016		0.08 (J)				0.06 (J)			
1/24/2017	0.09 (J)	0.09 (J)	<0.1	0.06 (J)	<0.1	0.02 (J)			
1/26/2017							<0.1	0.13 (J)	<0.1
3/21/2017	0.13 (J)	0.04 (J)	<0.1	0.005 (J)	<0.1	0.08 (J)			
3/22/2017									0.07 (J)
3/23/2017							0.12 (J)	0.28 (J)	
5/22/2017	0.12 (J)			0.05 (J)	<0.1				
5/23/2017		0.04 (J)	0.01 (J)			0.006 (J)			
5/24/2017							0.31	0.32	
5/25/2017									0.42
10/3/2017	0.13 (J)	0.06 (J)	<0.1	0.13 (J)	<0.1	<0.1			
10/4/2017							0.6	0.52	0.93
4/2/2018	<0.1		<0.1		<0.1				
4/3/2018		<0.1		<0.1		<0.1	<0.1		<0.1
4/4/2018								<0.1	
6/4/2018	0.074 (J)		0.097 (J)	<0.1	<0.1				
6/5/2018		0.083 (J)				0.055 (J)			
6/6/2018							0.17 (J)	0.25 (J)	0.23 (J)
10/1/2018	<0.1		<0.1	<0.1	<0.1				
10/2/2018		<0.1				0.076 (J)			
10/3/2018							<0.1	0.21 (J)	<0.1
3/11/2019			0.035 (J)						
3/12/2019	0.29 (J)	0.079 (J)		0.072 (J)	0.038 (J)	0.061 (J)			
3/14/2019							<0.1	0.24 (J)	
3/15/2019									<0.1
4/1/2019				0.029 (J)					
4/2/2019	0.1 (J)	0.12 (J)	<0.1		0.071 (J)	<0.1			
4/4/2019							0.066 (J)		
4/5/2019								0.66	0.16 (J)
9/23/2019	0.078 (J)			<0.1	<0.1				
9/24/2019		0.058 (J)	<0.1			<0.1	0.12 (J)	0.053 (J)	
9/25/2019									0.081 (J)
3/2/2020	0.076 (J)	0.053 (J)	<0.1	<0.1	<0.1	<0.1			
3/3/2020							0.064 (J)	<0.1	<0.1
3/25/2020	0.098 (J)			<0.1	<0.1	<0.1			
3/26/2020		0.066 (J)	<0.1				<0.1		
3/30/2020								0.092 (J)	
3/31/2020									<0.1

ND substitution: RL or RL/2 if <15% NDs.

Prediction Limit

Constituent: Fluoride (mg/L) Analysis Run 4/18/2024 10:38 AM View: Appendix III

Plant Hammond Client: Southern Company Data: Hammond AP-2

	HGWA-1 (bg)	HGWA-5 (bg)	HGWA-4 (bg)	HGWA-3 (bg)	HGWA-2 (bg)	HGWA-6 (bg)	HGWC-15	HGWC-14	HGWC-17
9/15/2020	0.082 (J)	0.061 (J)	<0.1	<0.1	<0.1	<0.1			
9/16/2020									0.058 (J)
9/17/2020							<0.1		
9/18/2020								<0.1	
11/10/2020									
11/11/2020									
12/15/2020									
1/19/2021									
1/20/2021									
2/8/2021	0.078 (J)		<0.1						
2/9/2021		0.053 (J)		0.074 (J)	<0.1	<0.1			
2/10/2021									
2/11/2021								0.059 (J)	0.058 (J)
2/12/2021							0.053 (J)		
3/10/2021	0.079 (J)		<0.1						
3/11/2021		0.06 (J)		<0.1	0.1	0.17			
3/16/2021							<0.1		
3/17/2021								0.076 (J)	
3/18/2021									0.057 (J)
8/11/2021	0.058 (J)								
8/12/2021		<0.1	<0.1	<0.1	<0.1	<0.1			
8/13/2021									
8/18/2021								<0.1	0.062 (J)
8/19/2021							<0.1		
2/1/2022	0.064 (J)			<0.1	<0.1				
2/7/2022		<0.1	<0.1			<0.1			
2/8/2022							<0.1		0.055 (J)
2/9/2022								0.053 (J)	
8/2/2022	0.09 (J)		0.076 (J)	0.067 (J)	0.053 (J)				
8/9/2022									
8/10/2022		0.078 (J)				0.067 (J)			0.086 (J)
8/11/2022							0.097 (J)	0.085 (J)	
1/23/2023			0.12	0.061 (J)					
1/24/2023	0.089 (J)				0.053 (J)				
1/27/2023		0.088 (J)				0.067 (J)			
1/30/2023									0.097 (J)
2/1/2023							0.086 (J)	0.094 (J)	
8/8/2023	0.088 (J)	0.059 (J)	0.11	0.055 (J)	0.07 (J)	0.072 (J)			
8/13/2023							0.12	0.1	0.081 (J)
2/13/2024	0.071 (J)	0.059 (J)	0.13	<0.1	0.17	0.065 (J)			
2/17/2024							0.064 (J)	0.065 (J)	0.057 (J)
2/18/2024									

ND substitution: RL or RL/2 if <15% NDs.

Prediction Limit

Constituent: Fluoride (mg/L) Analysis Run 4/18/2024 10:38 AM View: Appendix III

Plant Hammond Client: Southern Company Data: Hammond AP-2

	HGWC-16	HGWC-18	HGWA-43D (bg)	HGWA-44D (bg)	HGWA-42D (bg)
5/19/2016					
5/20/2016					
5/23/2016	0.038 (J)				
5/24/2016		<0.1			
7/11/2016					
7/12/2016	0.26 (J)	0.54			
8/30/2016					
9/1/2016	0.42	0.49			
10/19/2016					
10/20/2016					
10/24/2016					
10/25/2016	0.25 (J)	0.58			
12/6/2016					
12/7/2016	0.23 (J)				
12/8/2016		0.63			
1/24/2017					
1/26/2017	0.02 (J)	0.71			
3/21/2017					
3/22/2017	0.3				
3/23/2017		0.57			
5/22/2017					
5/23/2017					
5/24/2017	0.46				
5/25/2017		0.54			
10/3/2017					
10/4/2017	<0.1	0.95			
4/2/2018					
4/3/2018	<0.1	0.33			
4/4/2018					
6/4/2018					
6/5/2018		0.66			
6/6/2018	<0.1				
10/1/2018					
10/2/2018					
10/3/2018	<0.1	0.32			
3/11/2019					
3/12/2019					
3/14/2019		0.88			
3/15/2019	<0.1				
4/1/2019					
4/2/2019					
4/4/2019	<0.1				
4/5/2019		0.37			
9/23/2019					
9/24/2019					
9/25/2019	<0.1	0.73			
3/2/2020					
3/3/2020	<0.1	0.34			
3/25/2020					
3/26/2020					
3/30/2020	0.059 (J)				
3/31/2020		0.45			

ND substitution: RL or RL/2 if <15% NDs.

Prediction Limit

Constituent: Fluoride (mg/L) Analysis Run 4/18/2024 10:38 AM View: Appendix III

Plant Hammond Client: Southern Company Data: Hammond AP-2

	HGWC-16	HGWC-18	HGWA-43D (bg)	HGWA-44D (bg)	HGWA-42D (bg)
9/15/2020		0.31			
9/16/2020			0.22	0.52	
9/17/2020	<0.1				0.2
9/18/2020					
11/10/2020			0.19	0.59	
11/11/2020					0.1
12/15/2020			0.21	0.67	0.11
1/19/2021			0.16	0.74	
1/20/2021					0.082 (J)
2/8/2021					0.096 (J)
2/9/2021			0.19	0.44	
2/10/2021	0.21				
2/11/2021		0.71			
2/12/2021					
3/10/2021				0.65	0.11
3/11/2021			0.2		
3/16/2021					
3/17/2021	<0.1				
3/18/2021		0.64			
8/11/2021			0.15		
8/12/2021					0.079 (J)
8/13/2021				0.87	
8/18/2021					
8/19/2021	<0.1	0.31			
2/1/2022			0.19	0.96	
2/7/2022					0.085 (J)
2/8/2022	<0.1	0.19			
2/9/2022					
8/2/2022			0.22	0.8	
8/9/2022					0.12
8/10/2022	0.054 (J)	0.3			
8/11/2022					
1/23/2023					0.11
1/24/2023			0.23	1.3	
1/27/2023					
1/30/2023					
2/1/2023	0.053 (J)	0.21			
8/8/2023			0.18	1.3	0.1
8/13/2023	0.053 (J)	0.25			
2/13/2024			0.2	1.5	0.087 (J)
2/17/2024					
2/18/2024	<0.1	0.17			

ND substitution: RL or RL/2 if <15% NDs.

Prediction Limit

Constituent: Sulfate (mg/L) Analysis Run 4/18/2024 10:38 AM View: Appendix III

Plant Hammond Client: Southern Company Data: Hammond AP-2

	HGWA-1 (bg)	HGWA-2 (bg)	HGWA-5 (bg)	HGWA-3 (bg)	HGWA-4 (bg)	HGWA-6 (bg)	HGWC-15	HGWC-17	HGWC-14
5/19/2016	66.9	48.6	25	42.3	1.22				
5/20/2016						34.4			
5/23/2016							424	395	1070
5/24/2016									
7/11/2016	41	45	27		3.7	34			
7/12/2016				44			440	460	1300
8/30/2016	36	42	23	40	6.8	36			
9/1/2016							440	430	1300
10/19/2016	46	44		43	11				
10/20/2016			19			36			
10/24/2016							420		280
10/25/2016								440	
12/6/2016	59	44		43	13				
12/7/2016							450	410	1300
12/8/2016			20			36			
1/24/2017	46	46	20	48	5.7	37			
1/26/2017							490	440	1400
3/21/2017	63	46	23	45	1.7	37			
3/22/2017								460	
3/23/2017							530		1500
5/22/2017	77	48		46					
5/23/2017			21		1.5	38			
5/24/2017							500		1400
5/25/2017								430	
10/3/2017	42	47	21	48	1.3	38			
10/4/2017							560	490	1400
6/4/2018	71.8	47.8		46.6	4.9				
6/5/2018			22.9			38			
6/6/2018							469	520	1520
10/1/2018	49.1	48.1		48.6	0.59 (J)				
10/2/2018			20.3			38.5			
10/3/2018							600	651	1550
4/1/2019				50.4					
4/2/2019	84.3	48.7	23.8		4.9	35.5			
4/4/2019							528		
4/5/2019								642	1520
9/23/2019	70.2	47.2		43.9					
9/24/2019			20.7		<1	35.4	382		1110
9/25/2019								434	
3/25/2020	85.9	46.3		50.5		35.1			
3/26/2020			21.6		<1		438		
3/30/2020									1150
3/31/2020								484	
9/15/2020	47.3	51.5	21.2	44.7	<1	35.3			
9/16/2020								467	
9/17/2020							416		
9/18/2020									1260
11/10/2020									
11/11/2020									
12/15/2020									
1/19/2021									
1/20/2021									

ND substitution: RL or RL/2 if <15% NDs.

Prediction Limit

Constituent: Sulfate (mg/L) Analysis Run 4/18/2024 10:38 AM View: Appendix III

Plant Hammond Client: Southern Company Data: Hammond AP-2

	HGWA-1 (bg)	HGWA-2 (bg)	HGWA-5 (bg)	HGWA-3 (bg)	HGWA-4 (bg)	HGWA-6 (bg)	HGWC-15	HGWC-17	HGWC-14
3/10/2021	49.6				1.2				
3/11/2021		52.9	22.7	50.4		35.5			
3/16/2021							379		
3/17/2021									1300
3/18/2021								447	
8/11/2021	48.9								
8/12/2021		47.4	17.4	38.6	1.1	28.6			
8/13/2021									
8/18/2021								280	768
8/19/2021							223		
2/1/2022	43.7	67.1		46					
2/7/2022			20.6		2.9	33			
2/8/2022							360	364	
2/9/2022									1190
8/2/2022	58.1	86.9		43.5	4.9				
8/9/2022									
8/10/2022			19.7			34		423	
8/11/2022							365		1200
1/23/2023				39.5	42.5				
1/24/2023	48.3	79.7							
1/27/2023			22.7			35			
1/30/2023								451	
2/1/2023							341		1060
8/8/2023	67.7	89.9	32.7	35	16.8	18.8			
8/13/2023							281	351	935
2/13/2024	50.4	93.9	21.8	35.5	64.6	35.3			
2/17/2024							305	260	898
2/18/2024									

Prediction Limit

Constituent: Sulfate (mg/L) Analysis Run 4/18/2024 10:38 AM View: Appendix III

Plant Hammond Client: Southern Company Data: Hammond AP-2

	HGWC-16	HGWC-18	HGWA-43D (bg)	HGWA-44D (bg)	HGWA-42D (bg)
5/19/2016					
5/20/2016					
5/23/2016	203				
5/24/2016		834			
7/11/2016					
7/12/2016	220	930			
8/30/2016					
9/1/2016	220	890			
10/19/2016					
10/20/2016					
10/24/2016					
10/25/2016	230	950			
12/6/2016					
12/7/2016	220				
12/8/2016		910			
1/24/2017					
1/26/2017	250	970			
3/21/2017					
3/22/2017	240				
3/23/2017		980			
5/22/2017					
5/23/2017					
5/24/2017	230				
5/25/2017		920			
10/3/2017					
10/4/2017	220	870			
6/4/2018					
6/5/2018		962			
6/6/2018	233				
10/1/2018					
10/2/2018					
10/3/2018	215	1170			
4/1/2019					
4/2/2019					
4/4/2019	251				
4/5/2019		1030			
9/23/2019					
9/24/2019					
9/25/2019	223	920			
3/25/2020					
3/26/2020					
3/30/2020	223				
3/31/2020		934			
9/15/2020		1080			
9/16/2020			43	6.9	
9/17/2020	254				10.9
9/18/2020					
11/10/2020			39	6.3	
11/11/2020					9.4
12/15/2020			38.8	6.7	10.9
1/19/2021			37.3	7.4	
1/20/2021					9.8

Prediction Limit

Constituent: Sulfate (mg/L) Analysis Run 4/18/2024 10:38 AM View: Appendix III

Plant Hammond Client: Southern Company Data: Hammond AP-2

	HGWC-16	HGWC-18	HGWA-43D (bg)	HGWA-44D (bg)	HGWA-42D (bg)
3/10/2021				<1	10.8
3/11/2021			38.6		
3/16/2021					
3/17/2021	250				
3/18/2021		1050			
8/11/2021			30.5		
8/12/2021					7.8
8/13/2021				56.1	
8/18/2021					
8/19/2021	228	934			
2/1/2022			37.5	56.3	
2/7/2022					10.4
2/8/2022	238	960			
2/9/2022					
8/2/2022			37	13.2	
8/9/2022					11.2
8/10/2022	206	946			
8/11/2022					
1/23/2023					11.1
1/24/2023			34.7	10.1	
1/27/2023					
1/30/2023					
2/1/2023	257	776			
8/8/2023			25.6	1.3	10.5
8/13/2023	214	895			
2/13/2024			28.9	2	17.1
2/17/2024					
2/18/2024	220	755			

ND substitution: RL or RL/2 if <15% NDs.

Prediction Limit

Constituent: Total Dissolved Solids (mg/L) Analysis Run 4/18/2024 10:38 AM View: Appendix III

Plant Hammond Client: Southern Company Data: Hammond AP-2

	HGWA-1 (bg)	HGWA-2 (bg)	HGWA-5 (bg)	HGWA-3 (bg)	HGWA-4 (bg)	HGWA-6 (bg)	HGWC-15	HGWC-17	HGWC-14
5/19/2016	421	143	168	267	165				
5/20/2016						223			
5/23/2016							1270	1010	4130
5/24/2016									
7/11/2016	363	125	158		266	225			
7/12/2016				249			1100	976	3140
8/30/2016	330	168	141	254	292	232			
9/1/2016							1180	1060	3200
10/19/2016	380	176		357	338				
10/20/2016			99			225			
10/24/2016							1090		2920
10/25/2016								<25	
12/6/2016	377	145		285	356				
12/7/2016							1040	866	2740
12/8/2016			116			235			
1/24/2017	342	129	156	300	131	272			
1/26/2017							1260	1000	3080
3/21/2017	340	103	144	288	132	222			
3/22/2017								1080	
3/23/2017							1360		3060
5/22/2017	338	92		263					
5/23/2017			134		183	231			
5/24/2017							1320		3140
5/25/2017								1080	
10/3/2017	343	127	147	300	161	243			
10/4/2017							1340	1210	3210
6/4/2018	415	140		266	240				
6/5/2018			152			235			
6/6/2018							1120	1180	2620
10/1/2018	354	135		291	106				
10/2/2018			146			228			
10/3/2018							1140	1250	2430
4/1/2019				284					
4/2/2019	452	133	144		230	238			
4/4/2019							926		
4/5/2019								1260	2310
9/23/2019	442	129		268					
9/24/2019			133		131	222	1140		2470
9/25/2019								1280	
3/25/2020	496	138		284		240			
3/26/2020			104		69		1000		
3/30/2020									2590
3/31/2020								1310	
9/15/2020	265	124	116	258	93	217			
9/16/2020								1220	
9/17/2020							956		
9/18/2020									2440
11/10/2020									
11/11/2020									
12/15/2020									
1/19/2021									
1/20/2021									

ND substitution: RL or RL/2 if <15% NDs.

Prediction Limit

Constituent: Total Dissolved Solids (mg/L) Analysis Run 4/18/2024 10:38 AM View: Appendix III

Plant Hammond Client: Southern Company Data: Hammond AP-2

	HGWA-1 (bg)	HGWA-2 (bg)	HGWA-5 (bg)	HGWA-3 (bg)	HGWA-4 (bg)	HGWA-6 (bg)	HGWC-15	HGWC-17	HGWC-14
3/10/2021	348				53				
3/11/2021		169	118	267		215			
3/16/2021							92		
3/17/2021									1640
3/18/2021								1020	
8/11/2021	366								
8/12/2021		118	158	265	55	229			
8/13/2021									
8/18/2021								1290	2350
8/19/2021							958		
2/1/2022	270	156		350					
2/7/2022			135		54	224			
2/8/2022							866	1160	
2/9/2022									2310
8/2/2022	400	196		287	48				
8/9/2022									
8/10/2022			134			217		1390	
8/11/2022							940		1060
1/23/2023				293	128				
1/24/2023	369	164							
1/27/2023			182			229			
1/30/2023								1320	
2/1/2023							892		1950
8/8/2023	457	189	225	285	141	125			
8/13/2023							881	1180	1960
2/13/2024	402	214	155	284	176	240			
2/17/2024							830	815	1720
2/18/2024									

Prediction Limit

Constituent: Total Dissolved Solids (mg/L) Analysis Run 4/18/2024 10:38 AM View: Appendix III

Plant Hammond Client: Southern Company Data: Hammond AP-2

	HGWC-16	HGWC-18	HGWA-43D (bg)	HGWA-44D (bg)	HGWA-42D (bg)
5/19/2016					
5/20/2016					
5/23/2016	570				
5/24/2016		1900			
7/11/2016					
7/12/2016	585	1950			
8/30/2016					
9/1/2016	625	2000			
10/19/2016					
10/20/2016					
10/24/2016					
10/25/2016	563	1870			
12/6/2016					
12/7/2016	561				
12/8/2016		1930			
1/24/2017					
1/26/2017	608	1950			
3/21/2017					
3/22/2017	599				
3/23/2017		2080			
5/22/2017					
5/23/2017					
5/24/2017	598				
5/25/2017		1970			
10/3/2017					
10/4/2017	626	2200			
6/4/2018					
6/5/2018		1880			
6/6/2018	678				
10/1/2018					
10/2/2018					
10/3/2018	700	2180			
4/1/2019					
4/2/2019					
4/4/2019	704				
4/5/2019		1610			
9/23/2019					
9/24/2019					
9/25/2019	813	1960			
3/25/2020					
3/26/2020					
3/30/2020	787				
3/31/2020		1860			
9/15/2020		1890			
9/16/2020			272	270	
9/17/2020	804				188
9/18/2020					
11/10/2020			307	287	
11/11/2020					175
12/15/2020			289	295	193
1/19/2021			270	278	
1/20/2021					158

Prediction Limit

Constituent: Total Dissolved Solids (mg/L) Analysis Run 4/18/2024 10:38 AM View: Appendix III

Plant Hammond Client: Southern Company Data: Hammond AP-2

	HGWC-16	HGWC-18	HGWA-43D (bg)	HGWA-44D (bg)	HGWA-42D (bg)
3/10/2021				289	163
3/11/2021			279		
3/16/2021					
3/17/2021	768				
3/18/2021		1390			
8/11/2021			277		
8/12/2021					179
8/13/2021				436	
8/18/2021					
8/19/2021	816	1750			
2/1/2022			156	444	
2/7/2022					190
2/8/2022	852	1770			
2/9/2022					
8/2/2022			278	311	
8/9/2022					182
8/10/2022	894	1890			
8/11/2022					
1/23/2023					168
1/24/2023			271	363	
1/27/2023					
1/30/2023					
2/1/2023	1030	1430			
8/8/2023			274	361	175
8/13/2023	861	1700			
2/13/2024			291	379	212
2/17/2024					
2/18/2024	755	1360			

FIGURE E.

Appendix III Prediction Limit Exceedances - Trend Tests - Significant Results

Plant Hammond Client: Southern Company Data: Hammond AP-2 Printed 4/18/2024, 10:40 AM

Constituent	Well	Slope	Calc.	Critical	Sig.	N	%NDs	Normality	Xform	Alpha	Method
Boron (mg/L)	**HGWA-2 (bg)**	**0.002545**	**157**	**92**	**Yes**	**22**	**0**	**n/a**	**n/a**	**0.01**	**NP**
Boron (mg/L)	**HGWA-43D (bg)**	**-0.007036**	**-40**	**-34**	**Yes**	**11**	**0**	**n/a**	**n/a**	**0.01**	**NP**
Boron (mg/L)	**HGWA-44D (bg)**	**0.06801**	**37**	**34**	**Yes**	**11**	**0**	**n/a**	**n/a**	**0.01**	**NP**
Boron (mg/L)	**HGWC-14**	**-1.391**	**-135**	**-92**	**Yes**	**22**	**0**	**n/a**	**n/a**	**0.01**	**NP**
Boron (mg/L)	**HGWC-16**	**0.1931**	**142**	**92**	**Yes**	**22**	**0**	**n/a**	**n/a**	**0.01**	**NP**
Calcium (mg/L)	**HGWA-2 (bg)**	**1.322**	**101**	**92**	**Yes**	**22**	**0**	**n/a**	**n/a**	**0.01**	**NP**
Calcium (mg/L)	**HGWA-3 (bg)**	**1.924**	**119**	**92**	**Yes**	**22**	**0**	**n/a**	**n/a**	**0.01**	**NP**
Calcium (mg/L)	**HGWA-4 (bg)**	**-6.83**	**-106**	**-92**	**Yes**	**22**	**0**	**n/a**	**n/a**	**0.01**	**NP**
Calcium (mg/L)	**HGWA-44D (bg)**	**-7.33**	**-39**	**-34**	**Yes**	**11**	**0**	**n/a**	**n/a**	**0.01**	**NP**
Calcium (mg/L)	**HGWC-16**	**11.38**	**165**	**92**	**Yes**	**22**	**0**	**n/a**	**n/a**	**0.01**	**NP**
Chloride (mg/L)	**HGWA-3 (bg)**	**-0.1508**	**-124**	**-92**	**Yes**	**22**	**0**	**n/a**	**n/a**	**0.01**	**NP**
Chloride (mg/L)	**HGWA-4 (bg)**	**-0.4101**	**-184**	**-92**	**Yes**	**22**	**0**	**n/a**	**n/a**	**0.01**	**NP**
Chloride (mg/L)	**HGWA-44D (bg)**	**6.844**	**39**	**34**	**Yes**	**11**	**0**	**n/a**	**n/a**	**0.01**	**NP**
Chloride (mg/L)	**HGWC-14**	**-67.48**	**-168**	**-92**	**Yes**	**22**	**0**	**n/a**	**n/a**	**0.01**	**NP**
Chloride (mg/L)	**HGWC-15**	**-22.07**	**-161**	**-92**	**Yes**	**22**	**0**	**n/a**	**n/a**	**0.01**	**NP**
Chloride (mg/L)	**HGWC-16**	**11.41**	**187**	**92**	**Yes**	**22**	**0**	**n/a**	**n/a**	**0.01**	**NP**
Chloride (mg/L)	**HGWC-18**	**-31.83**	**-145**	**-92**	**Yes**	**22**	**0**	**n/a**	**n/a**	**0.01**	**NP**
Sulfate (mg/L)	**HGWA-2 (bg)**	**2.951**	**159**	**92**	**Yes**	**22**	**0**	**n/a**	**n/a**	**0.01**	**NP**
Sulfate (mg/L)	**HGWA-43D (bg)**	**-3.197**	**-43**	**-34**	**Yes**	**11**	**0**	**n/a**	**n/a**	**0.01**	**NP**
Sulfate (mg/L)	**HGWC-15**	**-20.14**	**-100**	**-92**	**Yes**	**22**	**0**	**n/a**	**n/a**	**0.01**	**NP**
Total Dissolved Solids (mg/L)	**HGWA-4 (bg)**	**-20.44**	**-104**	**-92**	**Yes**	**22**	**0**	**n/a**	**n/a**	**0.01**	**NP**
Total Dissolved Solids (mg/L)	**HGWC-14**	**-192.6**	**-163**	**-92**	**Yes**	**22**	**0**	**n/a**	**n/a**	**0.01**	**NP**
Total Dissolved Solids (mg/L)	**HGWC-15**	**-53.04**	**-130**	**-92**	**Yes**	**22**	**0**	**n/a**	**n/a**	**0.01**	**NP**
Total Dissolved Solids (mg/L)	**HGWC-16**	**49.17**	**173**	**92**	**Yes**	**22**	**0**	**n/a**	**n/a**	**0.01**	**NP**
Total Dissolved Solids (mg/L)	**HGWC-17**	**42.2**	**103**	**92**	**Yes**	**22**	**4.545**	**n/a**	**n/a**	**0.01**	**NP**
Total Dissolved Solids (mg/L)	**HGWC-18**	**-42.27**	**-99**	**-92**	**Yes**	**22**	**0**	**n/a**	**n/a**	**0.01**	**NP**

Appendix III Prediction Limit Exceedances - Trend Tests - All Results

Plant Hammond Client: Southern Company Data: Hammond AP-2 Printed 4/18/2024, 10:40 AM

Constituent	Well	Slope	Calc.	Critical	Sig.	N	%NDs	Normality	Xform	Alpha	Method
Boron (mg/L)	HGWA-1 (bg)	-0.0001808	-14	-92	No	22	0	n/a	n/a	0.01	NP
Boron (mg/L)	**HGWA-2 (bg)**	**0.002545**	**157**	**92**	**Yes**	**22**	**0**	**n/a**	**n/a**	**0.01**	**NP**
Boron (mg/L)	HGWA-3 (bg)	0.0004332	39	92	No	22	22.73	n/a	n/a	0.01	NP
Boron (mg/L)	HGWA-4 (bg)	0.0007863	33	92	No	22	4.545	n/a	n/a	0.01	NP
Boron (mg/L)	HGWA-42D (bg)	-0.001093	-7	-34	No	11	0	n/a	n/a	0.01	NP
Boron (mg/L)	**HGWA-43D (bg)**	**-0.007036**	**-40**	**-34**	**Yes**	**11**	**0**	**n/a**	**n/a**	**0.01**	**NP**
Boron (mg/L)	**HGWA-44D (bg)**	**0.06801**	**37**	**34**	**Yes**	**11**	**0**	**n/a**	**n/a**	**0.01**	**NP**
Boron (mg/L)	HGWA-5 (bg)	0.0007363	67	92	No	22	22.73	n/a	n/a	0.01	NP
Boron (mg/L)	HGWA-6 (bg)	-0.0003862	-54	-92	No	22	4.545	n/a	n/a	0.01	NP
Boron (mg/L)	**HGWC-14**	**-1.391**	**-135**	**-92**	**Yes**	**22**	**0**	**n/a**	**n/a**	**0.01**	**NP**
Boron (mg/L)	HGWC-15	-0.01741	-23	-92	No	22	0	n/a	n/a	0.01	NP
Boron (mg/L)	**HGWC-16**	**0.1931**	**142**	**92**	**Yes**	**22**	**0**	**n/a**	**n/a**	**0.01**	**NP**
Boron (mg/L)	HGWC-17	0.0633	24	92	No	22	0	n/a	n/a	0.01	NP
Boron (mg/L)	HGWC-18	-0.329	-85	-92	No	22	0	n/a	n/a	0.01	NP
Calcium (mg/L)	HGWA-1 (bg)	2.05	80	92	No	22	0	n/a	n/a	0.01	NP
Calcium (mg/L)	**HGWA-2 (bg)**	**1.322**	**101**	**92**	**Yes**	**22**	**0**	**n/a**	**n/a**	**0.01**	**NP**
Calcium (mg/L)	**HGWA-3 (bg)**	**1.924**	**119**	**92**	**Yes**	**22**	**0**	**n/a**	**n/a**	**0.01**	**NP**
Calcium (mg/L)	**HGWA-4 (bg)**	**-6.83**	**-106**	**-92**	**Yes**	**22**	**0**	**n/a**	**n/a**	**0.01**	**NP**
Calcium (mg/L)	HGWA-42D (bg)	0.069	1	34	No	11	0	n/a	n/a	0.01	NP
Calcium (mg/L)	HGWA-43D (bg)	-2.939	-33	-34	No	11	0	n/a	n/a	0.01	NP
Calcium (mg/L)	**HGWA-44D (bg)**	**-7.33**	**-39**	**-34**	**Yes**	**11**	**0**	**n/a**	**n/a**	**0.01**	**NP**
Calcium (mg/L)	HGWA-5 (bg)	0.0662	4	92	No	22	0	n/a	n/a	0.01	NP
Calcium (mg/L)	HGWA-6 (bg)	0.3288	47	92	No	22	0	n/a	n/a	0.01	NP
Calcium (mg/L)	HGWC-14	-15.65	-90	-92	No	22	0	n/a	n/a	0.01	NP
Calcium (mg/L)	HGWC-15	-1.875	-33	-92	No	22	0	n/a	n/a	0.01	NP
Calcium (mg/L)	**HGWC-16**	**11.38**	**165**	**92**	**Yes**	**22**	**0**	**n/a**	**n/a**	**0.01**	**NP**
Calcium (mg/L)	HGWC-17	9.114	52	92	No	22	0	n/a	n/a	0.01	NP
Calcium (mg/L)	HGWC-18	-1.029	-4	-92	No	22	0	n/a	n/a	0.01	NP
Chloride (mg/L)	HGWA-1 (bg)	0.6486	82	92	No	22	0	n/a	n/a	0.01	NP
Chloride (mg/L)	HGWA-2 (bg)	0.02731	14	92	No	22	0	n/a	n/a	0.01	NP
Chloride (mg/L)	**HGWA-3 (bg)**	**-0.1508**	**-124**	**-92**	**Yes**	**22**	**0**	**n/a**	**n/a**	**0.01**	**NP**
Chloride (mg/L)	**HGWA-4 (bg)**	**-0.4101**	**-184**	**-92**	**Yes**	**22**	**0**	**n/a**	**n/a**	**0.01**	**NP**
Chloride (mg/L)	HGWA-42D (bg)	0.08286	9	34	No	11	0	n/a	n/a	0.01	NP
Chloride (mg/L)	HGWA-43D (bg)	-0.1067	-16	-34	No	11	0	n/a	n/a	0.01	NP
Chloride (mg/L)	**HGWA-44D (bg)**	**6.844**	**39**	**34**	**Yes**	**11**	**0**	**n/a**	**n/a**	**0.01**	**NP**
Chloride (mg/L)	HGWA-5 (bg)	-0.05028	-68	-92	No	22	0	n/a	n/a	0.01	NP
Chloride (mg/L)	HGWA-6 (bg)	-0.03467	-51	-92	No	22	0	n/a	n/a	0.01	NP
Chloride (mg/L)	**HGWC-14**	**-67.48**	**-168**	**-92**	**Yes**	**22**	**0**	**n/a**	**n/a**	**0.01**	**NP**
Chloride (mg/L)	**HGWC-15**	**-22.07**	**-161**	**-92**	**Yes**	**22**	**0**	**n/a**	**n/a**	**0.01**	**NP**
Chloride (mg/L)	**HGWC-16**	**11.41**	**187**	**92**	**Yes**	**22**	**0**	**n/a**	**n/a**	**0.01**	**NP**
Chloride (mg/L)	HGWC-17	4.477	49	92	No	22	0	n/a	n/a	0.01	NP
Chloride (mg/L)	**HGWC-18**	**-31.83**	**-145**	**-92**	**Yes**	**22**	**0**	**n/a**	**n/a**	**0.01**	**NP**
Sulfate (mg/L)	HGWA-1 (bg)	0.6377	32	92	No	22	0	n/a	n/a	0.01	NP
Sulfate (mg/L)	**HGWA-2 (bg)**	**2.951**	**159**	**92**	**Yes**	**22**	**0**	**n/a**	**n/a**	**0.01**	**NP**
Sulfate (mg/L)	HGWA-3 (bg)	-0.08595	-11	-92	No	22	0	n/a	n/a	0.01	NP
Sulfate (mg/L)	HGWA-4 (bg)	0	5	92	No	22	13.64	n/a	n/a	0.01	NP
Sulfate (mg/L)	HGWA-42D (bg)	0.2824	16	34	No	11	0	n/a	n/a	0.01	NP
Sulfate (mg/L)	**HGWA-43D (bg)**	**-3.197**	**-43**	**-34**	**Yes**	**11**	**0**	**n/a**	**n/a**	**0.01**	**NP**
Sulfate (mg/L)	HGWA-44D (bg)	0.3314	1	34	No	11	9.091	n/a	n/a	0.01	NP
Sulfate (mg/L)	HGWA-5 (bg)	-0.05287	-13	-92	No	22	0	n/a	n/a	0.01	NP
Sulfate (mg/L)	HGWA-6 (bg)	-0.2147	-67	-92	No	22	0	n/a	n/a	0.01	NP
Sulfate (mg/L)	HGWC-14	-37.37	-51	-92	No	22	0	n/a	n/a	0.01	NP
Sulfate (mg/L)	**HGWC-15**	**-20.14**	**-100**	**-92**	**Yes**	**22**	**0**	**n/a**	**n/a**	**0.01**	**NP**
Sulfate (mg/L)	HGWC-16	1.071	30	92	No	22	0	n/a	n/a	0.01	NP
Sulfate (mg/L)	HGWC-17	-6.088	-32	-92	No	22	0	n/a	n/a	0.01	NP
Sulfate (mg/L)	HGWC-18	0.7194	3	92	No	22	0	n/a	n/a	0.01	NP
Total Dissolved Solids (mg/L)	HGWA-1 (bg)	4.065	35	92	No	22	0	n/a	n/a	0.01	NP
Total Dissolved Solids (mg/L)	HGWA-2 (bg)	5.374	56	92	No	22	0	n/a	n/a	0.01	NP
Total Dissolved Solids (mg/L)	HGWA-3 (bg)	0.8552	21	92	No	22	0	n/a	n/a	0.01	NP
Total Dissolved Solids (mg/L)	**HGWA-4 (bg)**	**-20.44**	**-104**	**-92**	**Yes**	**22**	**0**	**n/a**	**n/a**	**0.01**	**NP**
Total Dissolved Solids (mg/L)	HGWA-42D (bg)	3.025	6	34	No	11	0	n/a	n/a	0.01	NP
Total Dissolved Solids (mg/L)	HGWA-43D (bg)	-1.506	-5	-34	No	11	0	n/a	n/a	0.01	NP
Total Dissolved Solids (mg/L)	HGWA-44D (bg)	31.45	31	34	No	11	0	n/a	n/a	0.01	NP
Total Dissolved Solids (mg/L)	HGWA-5 (bg)	0.4698	11	92	No	22	0	n/a	n/a	0.01	NP
Total Dissolved Solids (mg/L)	HGWA-6 (bg)	-1.193	-33	-92	No	22	0	n/a	n/a	0.01	NP
Total Dissolved Solids (mg/L)	**HGWC-14**	**-192.6**	**-163**	**-92**	**Yes**	**22**	**0**	**n/a**	**n/a**	**0.01**	**NP**
Total Dissolved Solids (mg/L)	**HGWC-15**	**-53.04**	**-130**	**-92**	**Yes**	**22**	**0**	**n/a**	**n/a**	**0.01**	**NP**
Total Dissolved Solids (mg/L)	**HGWC-16**	**49.17**	**173**	**92**	**Yes**	**22**	**0**	**n/a**	**n/a**	**0.01**	**NP**

Appendix III Prediction Limit Exceedances - Trend Tests - All Results

Plant Hammond Client: Southern Company Data: Hammond AP-2 Printed 4/18/2024, 10:40 AM

Constituent	Well	Slope	Calc.	Critical	Sig.	N	%NDs	Normality	Xform	Alpha	Method
Total Dissolved Solids (mg/L)	**HGWC-17**	**42.2**	**103**	**92**	**Yes**	**22**	**4.545**	**n/a**	**n/a**	**0.01**	**NP**
Total Dissolved Solids (mg/L)	**HGWC-18**	**-42.27**	**-99**	**-92**	**Yes**	**22**	**0**	**n/a**	**n/a**	**0.01**	**NP**

Sanitas™ v.10.0.16 . UG

Sen's Slope Estimator

HGWA-1 (bg)

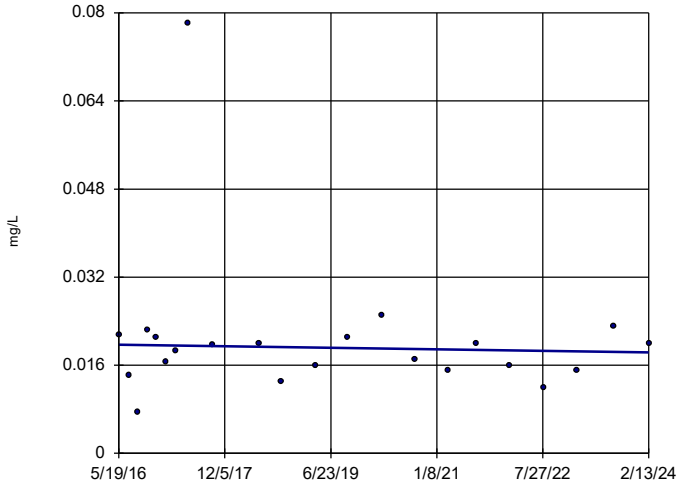

n = 22

Slope = -0.0001808 units per year.

Mann-Kendall statistic = -14 critical = -92

Trend not significant at 99% confidence level (α = 0.005 per tail).

Constituent: Boron Analysis Run 4/18/2024 10:38 AM View: Appendix III - Trend Tests

Plant Hammond Client: Southern Company Data: Hammond AP-2

Sanitas™ v.10.0.16 . UG

Sen's Slope Estimator

HGWA-2 (bg)

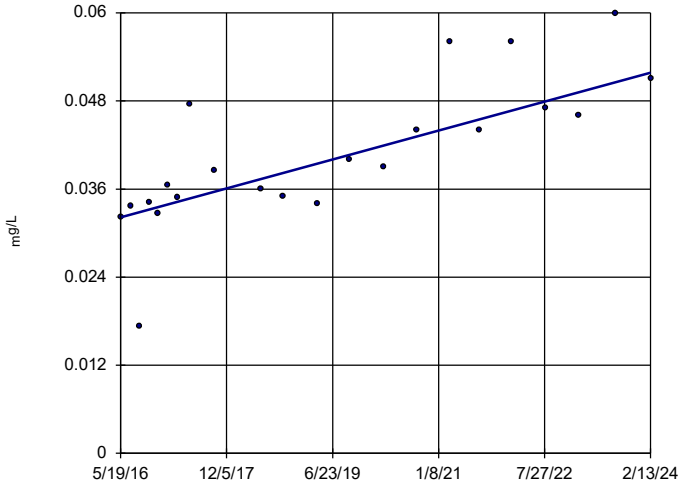

n = 22

Slope = 0.002545 units per year.

Mann-Kendall statistic = 157 critical = 92

Increasing trend significant at 99% confidence level (α = 0.005 per tail).

Constituent: Boron Analysis Run 4/18/2024 10:38 AM View: Appendix III - Trend Tests

Plant Hammond Client: Southern Company Data: Hammond AP-2

Sanitas™ v.10.0.16 . UG

Hollow symbols indicate censored values.

Sen's Slope Estimator

HGWA-3 (bg)

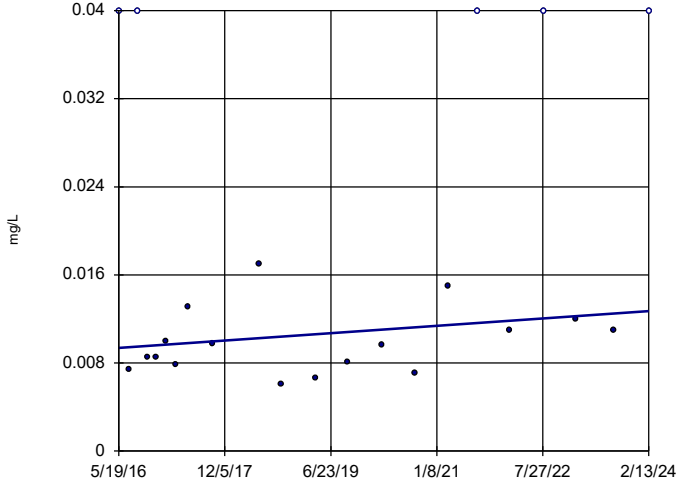

n = 22

Slope = 0.0004332 units per year.

Mann-Kendall statistic = 39 critical = 92

Trend not significant at 99% confidence level (α = 0.005 per tail).

Constituent: Boron Analysis Run 4/18/2024 10:38 AM View: Appendix III - Trend Tests

Plant Hammond Client: Southern Company Data: Hammond AP-2

Sanitas™ v.10.0.16 . UG

Hollow symbols indicate censored values.

Sen's Slope Estimator

HGWA-4 (bg)

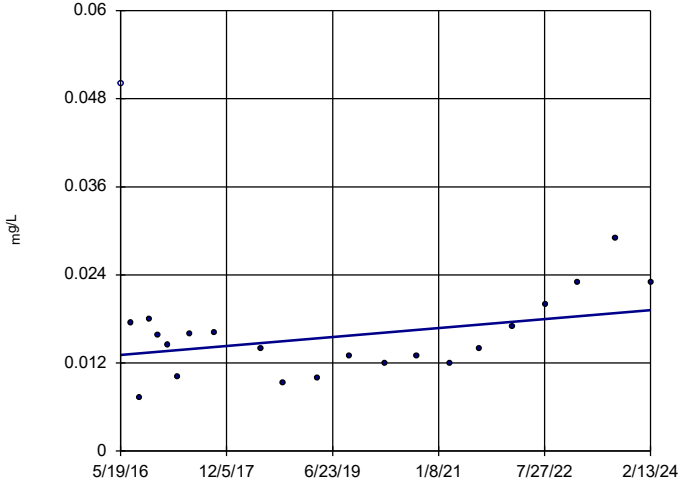

n = 22

Slope = 0.0007863 units per year.

Mann-Kendall statistic = 33 critical = 92

Trend not significant at 99% confidence level (α = 0.005 per tail).

Constituent: Boron Analysis Run 4/18/2024 10:39 AM View: Appendix III - Trend Tests

Plant Hammond Client: Southern Company Data: Hammond AP-2

Sanitas™ v.10.0.16 . UG

Sen's Slope Estimator

HGWA-42D (bg)

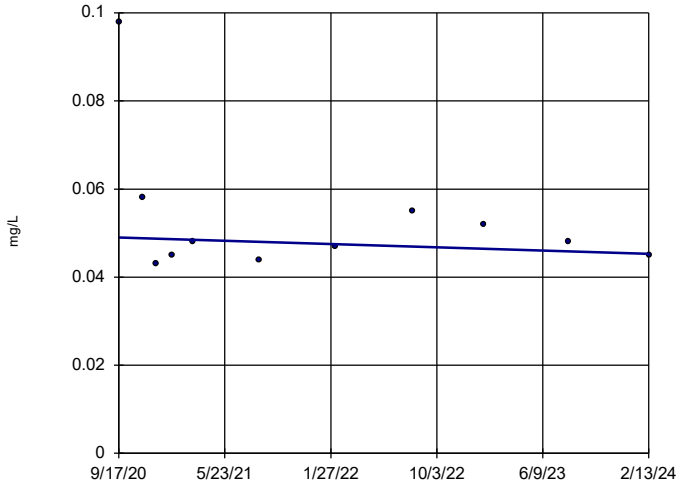

n = 11

Slope = -0.001093 units per year.

Mann-Kendall statistic = -7 critical = -34

Trend not significant at 99% confidence level (α = 0.005 per tail).

Constituent: Boron Analysis Run 4/18/2024 10:39 AM View: Appendix III - Trend Tests

Plant Hammond Client: Southern Company Data: Hammond AP-2

Sanitas™ v.10.0.16 . UG

Sen's Slope Estimator

HGWA-43D (bg)

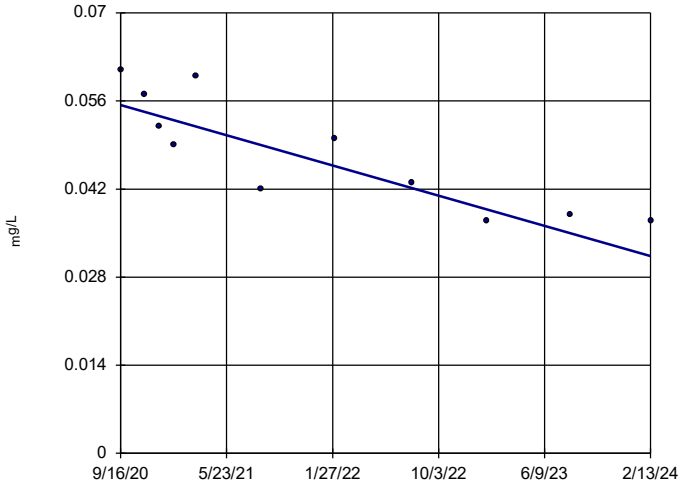

n = 11

Slope = -0.007036 units per year.

Mann-Kendall statistic = -40 critical = -34

Decreasing trend significant at 99% confidence level (α = 0.005 per tail).

Constituent: Boron Analysis Run 4/18/2024 10:39 AM View: Appendix III - Trend Tests

Plant Hammond Client: Southern Company Data: Hammond AP-2

Sanitas™ v.10.0.16 . UG

Sen's Slope Estimator

HGWA-44D (bg)

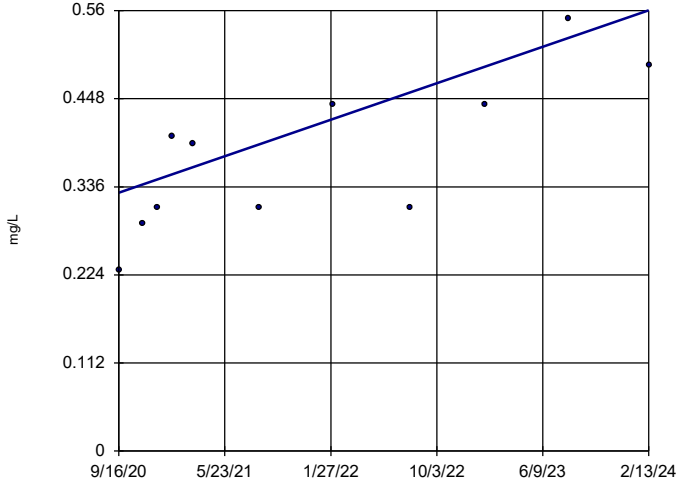

n = 11

Slope = 0.06801 units per year.

Mann-Kendall statistic = 37 critical = 34

Increasing trend significant at 99% confidence level (α = 0.005 per tail).

Constituent: Boron Analysis Run 4/18/2024 10:39 AM View: Appendix III - Trend Tests

Plant Hammond Client: Southern Company Data: Hammond AP-2

Sanitas™ v.10.0.16 . UG

Hollow symbols indicate censored values.

Sen's Slope Estimator

HGWA-5 (bg)

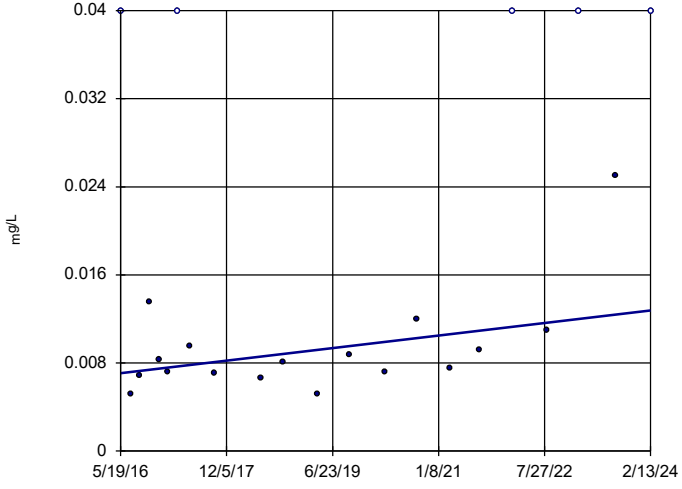

n = 22

Slope = 0.0007363 units per year.

Mann-Kendall statistic = 67 critical = 92

Trend not significant at 99% confidence level (α = 0.005 per tail).

Constituent: Boron Analysis Run 4/18/2024 10:39 AM View: Appendix III - Trend Tests

Plant Hammond Client: Southern Company Data: Hammond AP-2

Sanitas™ v.10.0.16 . UG

Hollow symbols indicate censored values.

Sen's Slope Estimator

HGWA-6 (bg)

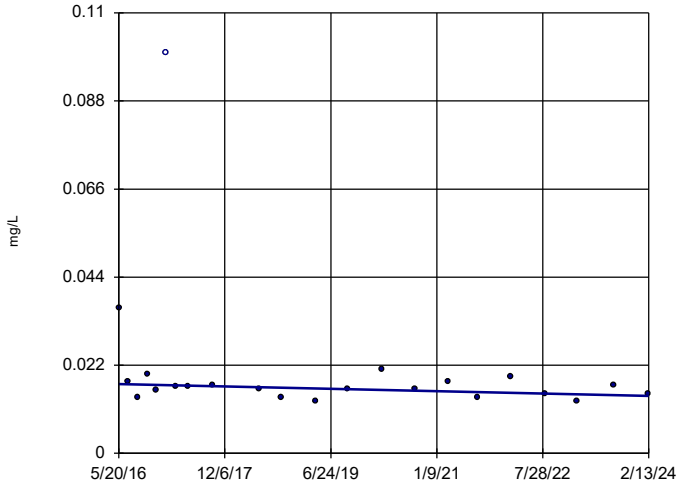

n = 22

Slope = -0.0003862 units per year.

Mann-Kendall statistic = -54 critical = -92

Trend not significant at 99% confidence level (α = 0.005 per tail).

Constituent: Boron Analysis Run 4/18/2024 10:39 AM View: Appendix III - Trend Tests

Plant Hammond Client: Southern Company Data: Hammond AP-2

Sanitas™ v.10.0.16 . UG

Sen's Slope Estimator

HGWC-14

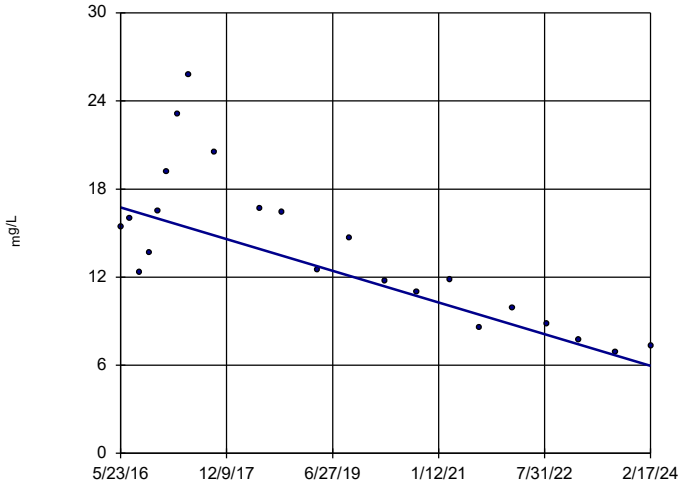

n = 22

Slope = -1.391 units per year.

Mann-Kendall statistic = -135 critical = -92

Decreasing trend significant at 99% confidence level (α = 0.005 per tail).

Constituent: Boron Analysis Run 4/18/2024 10:39 AM View: Appendix III - Trend Tests

Plant Hammond Client: Southern Company Data: Hammond AP-2

Sanitas™ v.10.0.16 . UG

Sen's Slope Estimator

HGWC-15

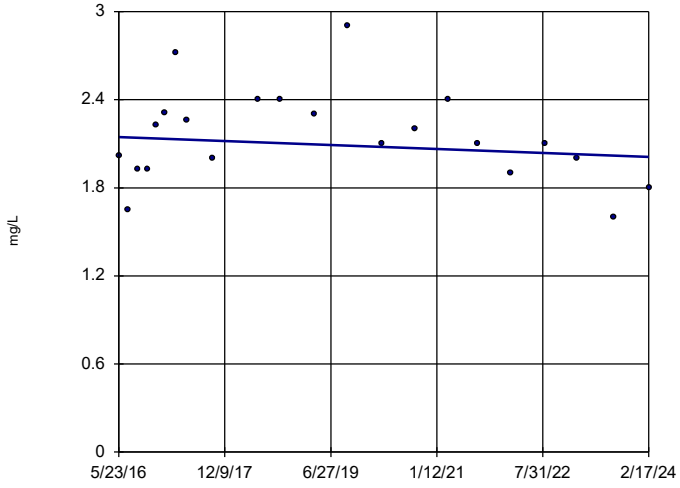

n = 22

Slope = -0.01741 units per year.

Mann-Kendall statistic = -23 critical = -92

Trend not significant at 99% confidence level (α = 0.005 per tail).

Constituent: Boron Analysis Run 4/18/2024 10:39 AM View: Appendix III - Trend Tests

Plant Hammond Client: Southern Company Data: Hammond AP-2

Sanitas™ v.10.0.16 . UG

Sen's Slope Estimator

HGWC-16

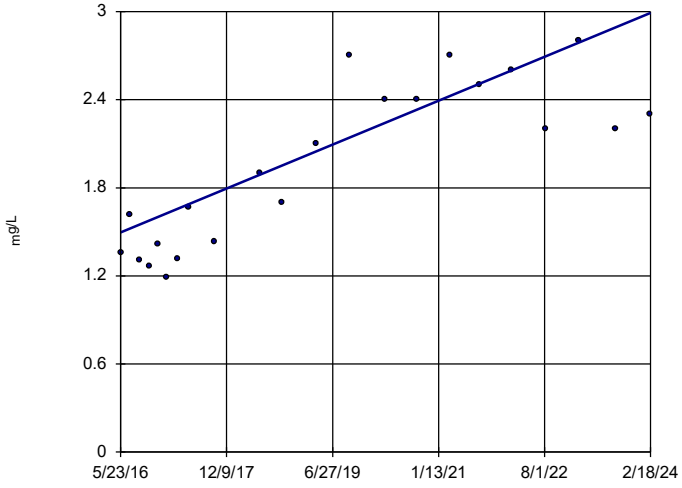

n = 22

Slope = 0.1931 units per year.

Mann-Kendall statistic = 142 critical = 92

Increasing trend significant at 99% confidence level (α = 0.005 per tail).

Constituent: Boron Analysis Run 4/18/2024 10:39 AM View: Appendix III - Trend Tests

Plant Hammond Client: Southern Company Data: Hammond AP-2

Sanitas™ v.10.0.16 . UG

Sen's Slope Estimator

HGWC-17

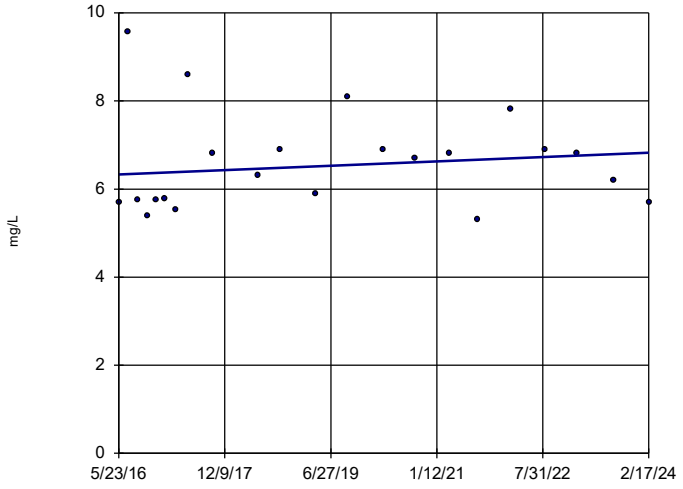

n = 22

Slope = 0.0633 units per year.

Mann-Kendall statistic = 24 critical = 92

Trend not significant at 99% confidence level (α = 0.005 per tail).

Constituent: Boron Analysis Run 4/18/2024 10:39 AM View: Appendix III - Trend Tests

Plant Hammond Client: Southern Company Data: Hammond AP-2

Sanitas™ v.10.0.16 . UG

Sen's Slope Estimator

HGWC-18

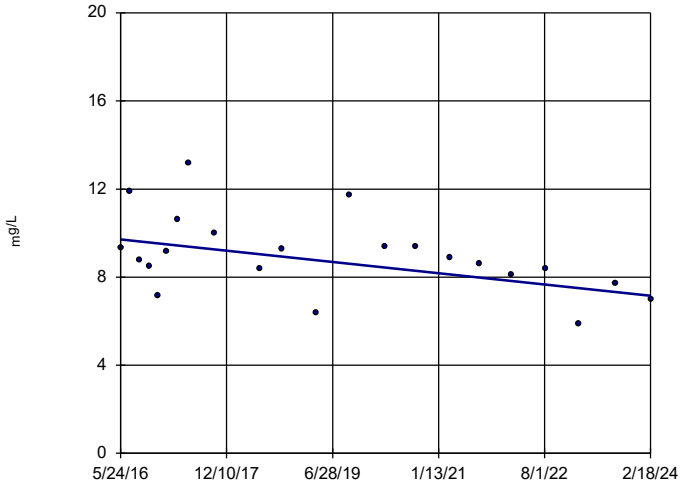

n = 22

Slope = -0.329 units per year.

Mann-Kendall statistic = -85 critical = -92

Trend not significant at 99% confidence level (α = 0.005 per tail).

Constituent: Boron Analysis Run 4/18/2024 10:39 AM View: Appendix III - Trend Tests

Plant Hammond Client: Southern Company Data: Hammond AP-2

Sanitas™ v.10.0.16 . UG

Sen's Slope Estimator

HGWA-1 (bg)

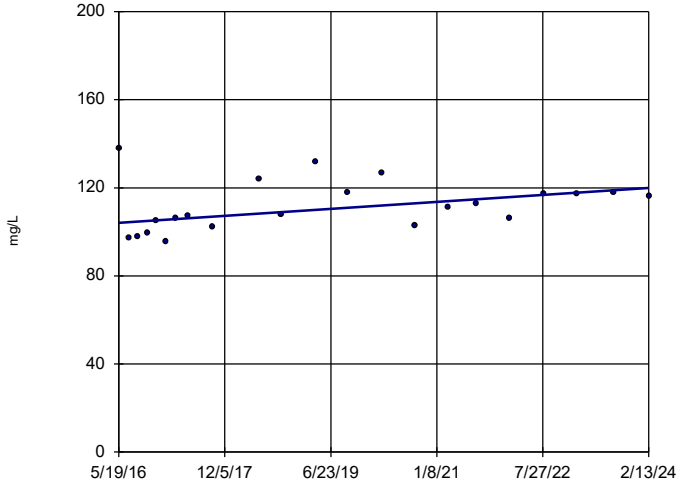

n = 22

Slope = 2.05 units per year.

Mann-Kendall statistic = 80 critical = 92

Trend not significant at 99% confidence level (α = 0.005 per tail).

Constituent: Calcium Analysis Run 4/18/2024 10:39 AM View: Appendix III - Trend Tests

Plant Hammond Client: Southern Company Data: Hammond AP-2

Sanitas™ v.10.0.16 . UG

Sen's Slope Estimator

HGWA-2 (bg)

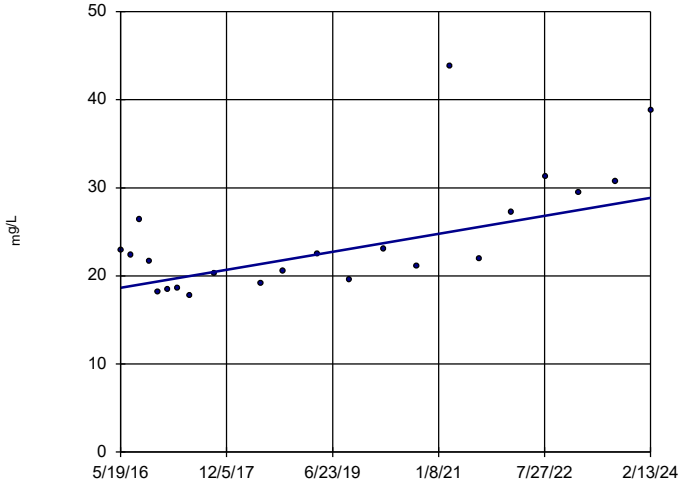

n = 22

Slope = 1.322 units per year.

Mann-Kendall statistic = 101 critical = 92

Increasing trend significant at 99% confidence level (α = 0.005 per tail).

Constituent: Calcium Analysis Run 4/18/2024 10:39 AM View: Appendix III - Trend Tests

Plant Hammond Client: Southern Company Data: Hammond AP-2

Sanitas™ v.10.0.16 . UG

Sen's Slope Estimator

HGWA-3 (bg)

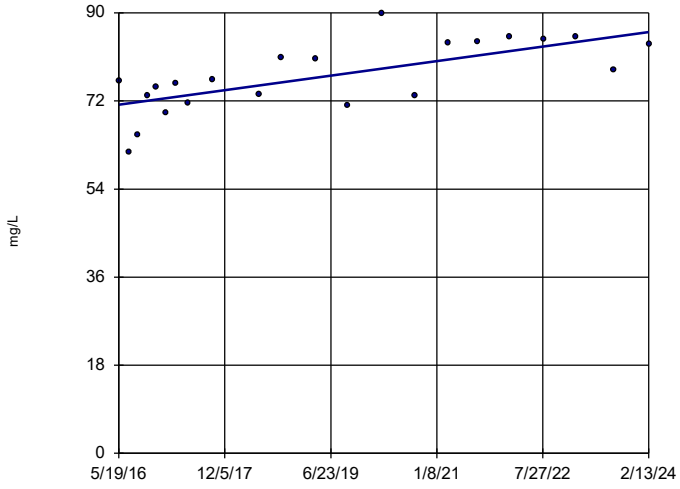

n = 22

Slope = 1.924 units per year.

Mann-Kendall statistic = 119 critical = 92

Increasing trend significant at 99% confidence level (α = 0.005 per tail).

Constituent: Calcium Analysis Run 4/18/2024 10:39 AM View: Appendix III - Trend Tests

Plant Hammond Client: Southern Company Data: Hammond AP-2

Sanitas™ v.10.0.16 . UG

Sen's Slope Estimator

HGWA-4 (bg)

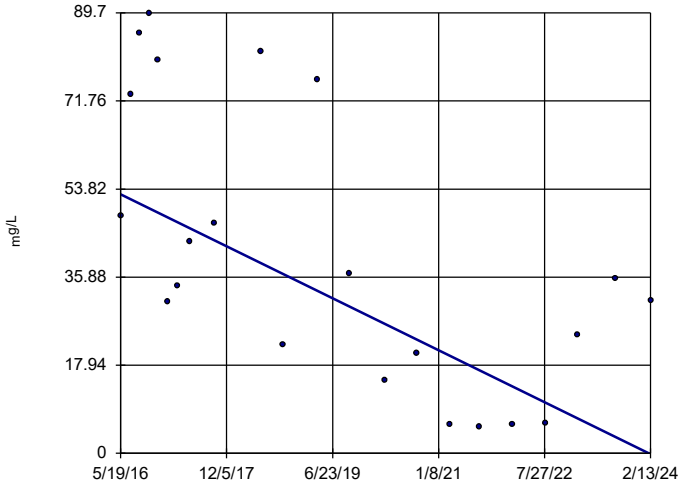

n = 22

Slope = -6.83 units per year.

Mann-Kendall statistic = -106 critical = -92

Decreasing trend significant at 99% confidence level (α = 0.005 per tail).

Constituent: Calcium Analysis Run 4/18/2024 10:39 AM View: Appendix III - Trend Tests

Plant Hammond Client: Southern Company Data: Hammond AP-2

Sanitas™ v.10.0.16 . UG

Sen's Slope Estimator

HGWA-42D (bg)

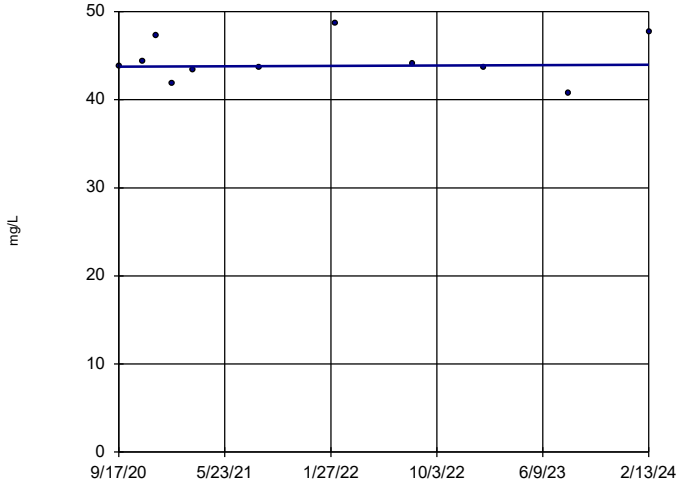

n = 11

Slope = 0.069 units per year.

Mann-Kendall statistic = 1 critical = 34

Trend not significant at 99% confidence level (α = 0.005 per tail).

Constituent: Calcium Analysis Run 4/18/2024 10:39 AM View: Appendix III - Trend Tests

Plant Hammond Client: Southern Company Data: Hammond AP-2

Sanitas™ v.10.0.16 . UG

Sen's Slope Estimator

HGWA-43D (bg)

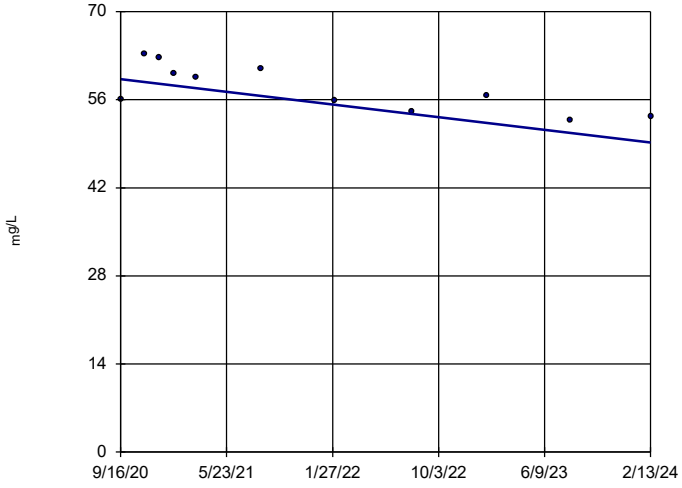

n = 11

Slope = -2.939 units per year.

Mann-Kendall statistic = -33 critical = -34

Trend not significant at 99% confidence level (α = 0.005 per tail).

Constituent: Calcium Analysis Run 4/18/2024 10:39 AM View: Appendix III - Trend Tests

Plant Hammond Client: Southern Company Data: Hammond AP-2

Sanitas™ v.10.0.16 . UG

Sen's Slope Estimator

HGWA-44D (bg)

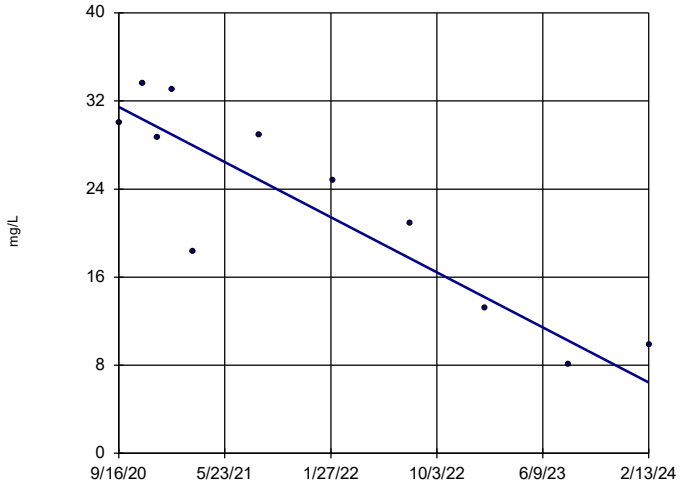

n = 11

Slope = -7.33 units per year.

Mann-Kendall statistic = -39 critical = -34

Decreasing trend significant at 99% confidence level (α = 0.005 per tail).

Constituent: Calcium Analysis Run 4/18/2024 10:39 AM View: Appendix III - Trend Tests

Plant Hammond Client: Southern Company Data: Hammond AP-2

Sanitas™ v.10.0.16 . UG

Sen's Slope Estimator

HGWA-5 (bg)

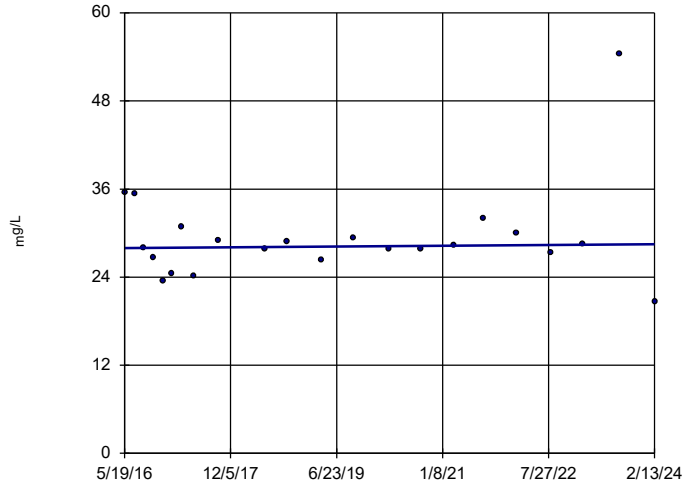

n = 22

Slope = 0.0662 units per year.

Mann-Kendall statistic = 4 critical = 92

Trend not significant at 99% confidence level (α = 0.005 per tail).

Constituent: Calcium Analysis Run 4/18/2024 10:39 AM View: Appendix III - Trend Tests

Plant Hammond Client: Southern Company Data: Hammond AP-2

Sanitas™ v.10.0.16 . UG

Sen's Slope Estimator

HGWA-6 (bg)

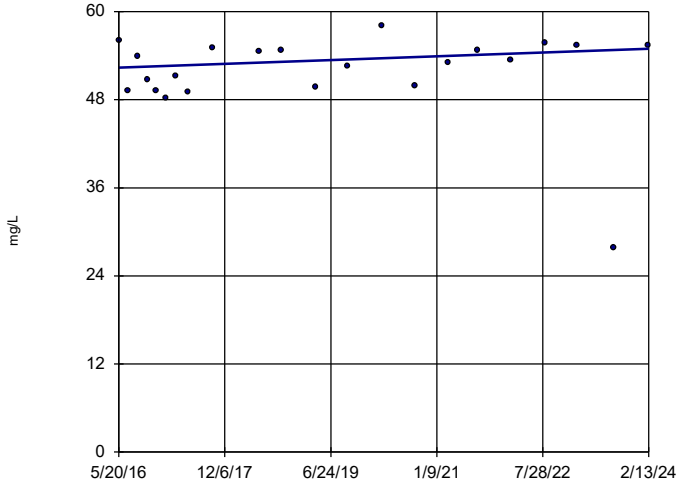

n = 22

Slope = 0.3288 units per year.

Mann-Kendall statistic = 47 critical = 92

Trend not significant at 99% confidence level (α = 0.005 per tail).

Constituent: Calcium Analysis Run 4/18/2024 10:39 AM View: Appendix III - Trend Tests

Plant Hammond Client: Southern Company Data: Hammond AP-2

Sanitas™ v.10.0.16 . UG

Sen's Slope Estimator

HGWC-14

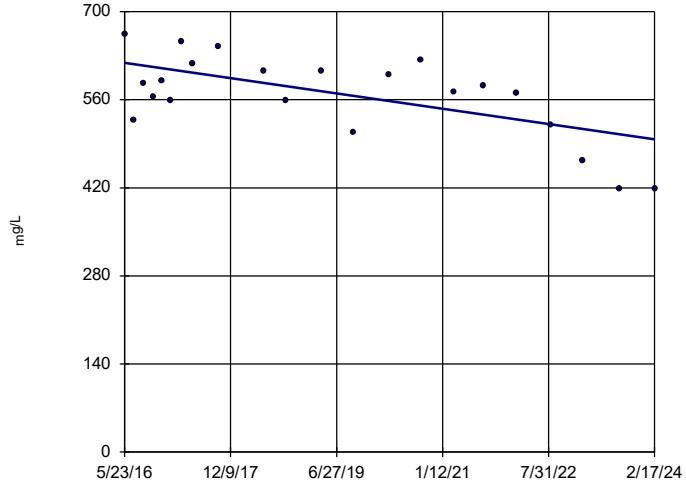

n = 22

Slope = -15.65 units per year.

Mann-Kendall statistic = -90 critical = -92

Trend not significant at 99% confidence level (α = 0.005 per tail).

Constituent: Calcium Analysis Run 4/18/2024 10:39 AM View: Appendix III - Trend Tests

Plant Hammond Client: Southern Company Data: Hammond AP-2

Sanitas™ v.10.0.16 . UG

Sen's Slope Estimator

HGWC-15

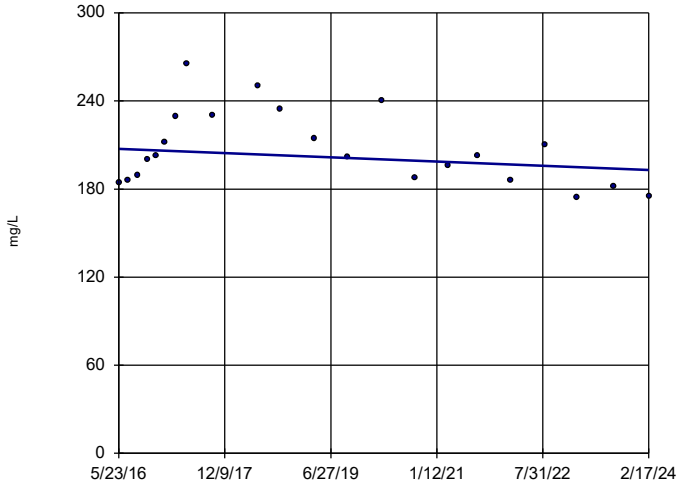

n = 22

Slope = -1.875 units per year.

Mann-Kendall statistic = -33 critical = -92

Trend not significant at 99% confidence level (α = 0.005 per tail).

Constituent: Calcium Analysis Run 4/18/2024 10:39 AM View: Appendix III - Trend Tests

Plant Hammond Client: Southern Company Data: Hammond AP-2

Sanitas™ v.10.0.16 . UG

Sen's Slope Estimator

HGWC-16

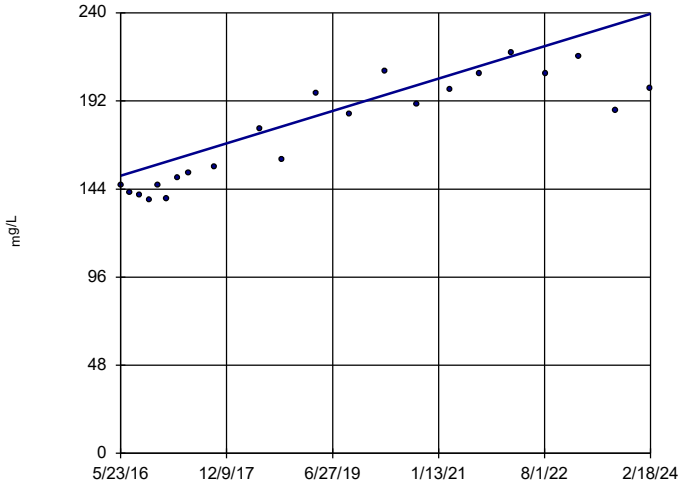

n = 22

Slope = 11.38 units per year.

Mann-Kendall statistic = 165 critical = 92

Increasing trend significant at 99% confidence level (α = 0.005 per tail).

Constituent: Calcium Analysis Run 4/18/2024 10:39 AM View: Appendix III - Trend Tests

Plant Hammond Client: Southern Company Data: Hammond AP-2

Sanitas™ v.10.0.16 . UG

Sen's Slope Estimator

HGWC-17

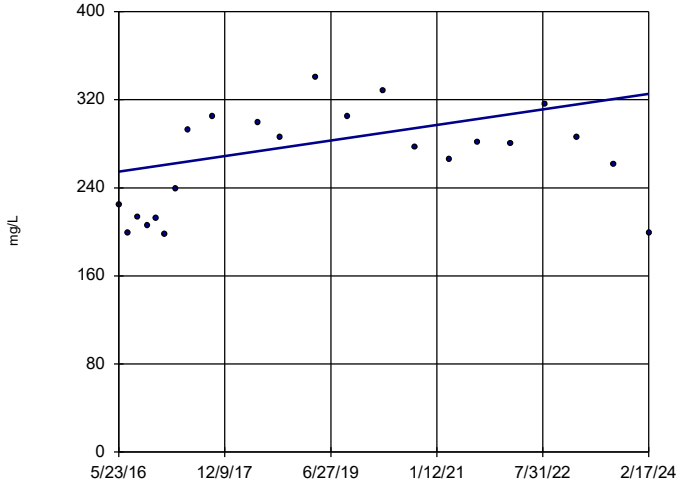

n = 22

Slope = 9.114 units per year.

Mann-Kendall statistic = 52 critical = 92

Trend not significant at 99% confidence level (α = 0.005 per tail).

Constituent: Calcium Analysis Run 4/18/2024 10:39 AM View: Appendix III - Trend Tests

Plant Hammond Client: Southern Company Data: Hammond AP-2

Sanitas™ v.10.0.16 . UG

Sen's Slope Estimator

HGWC-18

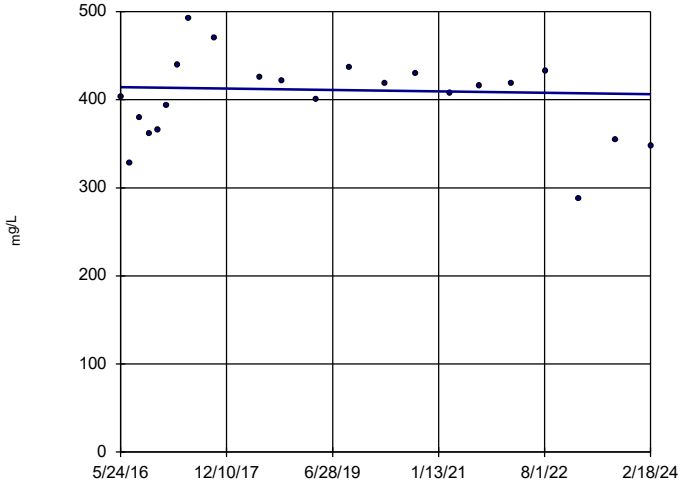

n = 22

Slope = -1.029 units per year.

Mann-Kendall statistic = -4 critical = -92

Trend not significant at 99% confidence level (α = 0.005 per tail).

Constituent: Calcium Analysis Run 4/18/2024 10:39 AM View: Appendix III - Trend Tests

Plant Hammond Client: Southern Company Data: Hammond AP-2

Sanitas™ v.10.0.16 . UG

Sen's Slope Estimator

HGWA-1 (bg)

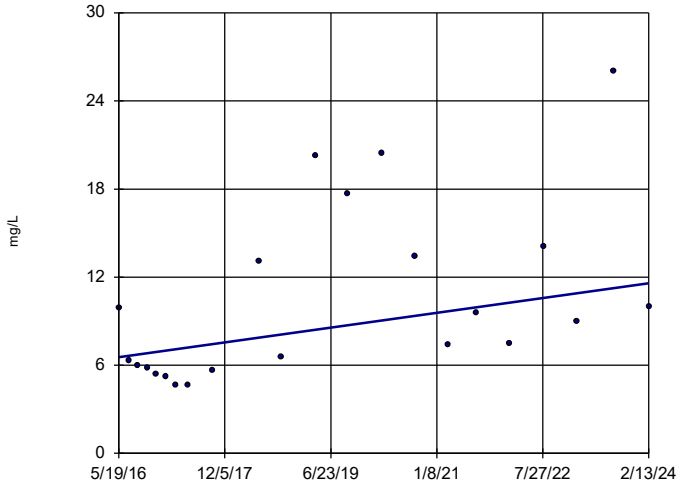

n = 22

Slope = 0.6486 units per year.

Mann-Kendall statistic = 82 critical = 92

Trend not significant at 99% confidence level (α = 0.005 per tail).

Constituent: Chloride Analysis Run 4/18/2024 10:39 AM View: Appendix III - Trend Tests

Plant Hammond Client: Southern Company Data: Hammond AP-2

Sanitas™ v.10.0.16 . UG

Sen's Slope Estimator

HGWA-2 (bg)

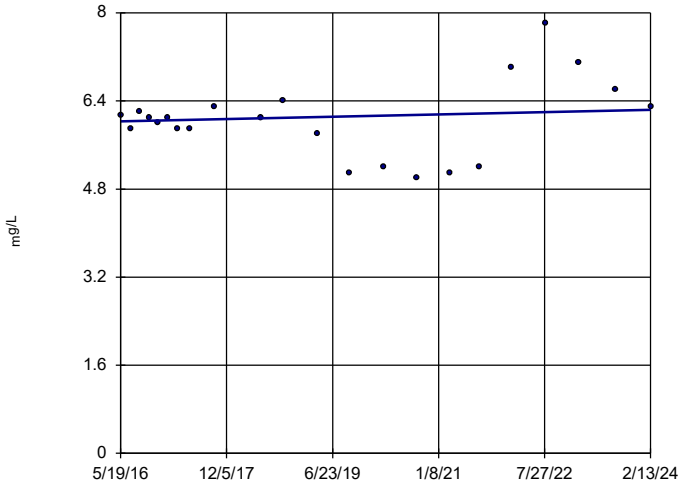

n = 22

Slope = 0.02731 units per year.

Mann-Kendall statistic = 14 critical = 92

Trend not significant at 99% confidence level (α = 0.005 per tail).

Constituent: Chloride Analysis Run 4/18/2024 10:39 AM View: Appendix III - Trend Tests

Plant Hammond Client: Southern Company Data: Hammond AP-2

Sanitas™ v.10.0.16 . UG

Sen's Slope Estimator

HGWA-3 (bg)

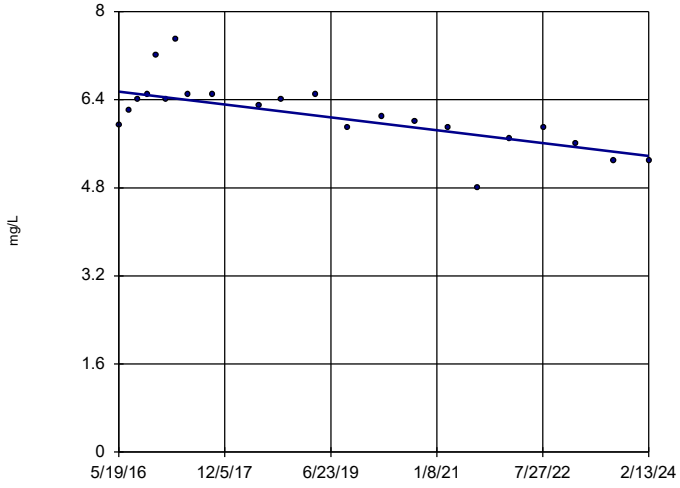

n = 22

Slope = -0.1508 units per year.

Mann-Kendall statistic = -124 critical = -92

Decreasing trend significant at 99% confidence level (α = 0.005 per tail).

Constituent: Chloride Analysis Run 4/18/2024 10:39 AM View: Appendix III - Trend Tests

Plant Hammond Client: Southern Company Data: Hammond AP-2

Sanitas™ v.10.0.16 . UG

Sen's Slope Estimator

HGWA-4 (bg)

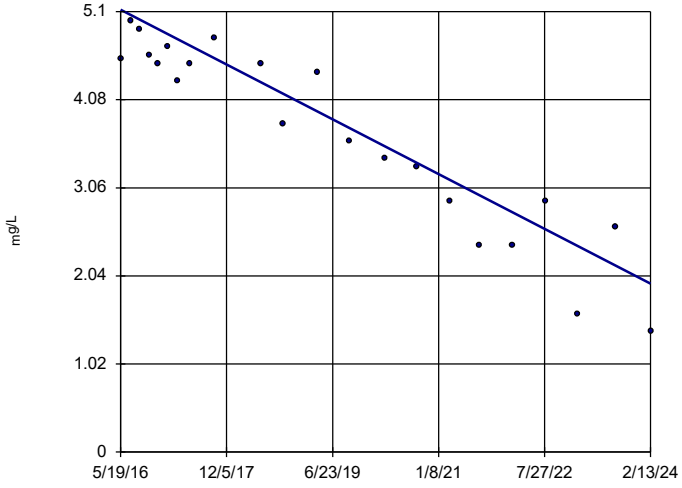

n = 22

Slope = -0.4101 units per year.

Mann-Kendall statistic = -184 critical = -92

Decreasing trend significant at 99% confidence level (α = 0.005 per tail).

Constituent: Chloride Analysis Run 4/18/2024 10:39 AM View: Appendix III - Trend Tests

Plant Hammond Client: Southern Company Data: Hammond AP-2

Sanitas™ v.10.0.16 . UG

Sen's Slope Estimator

HGWA-42D (bg)

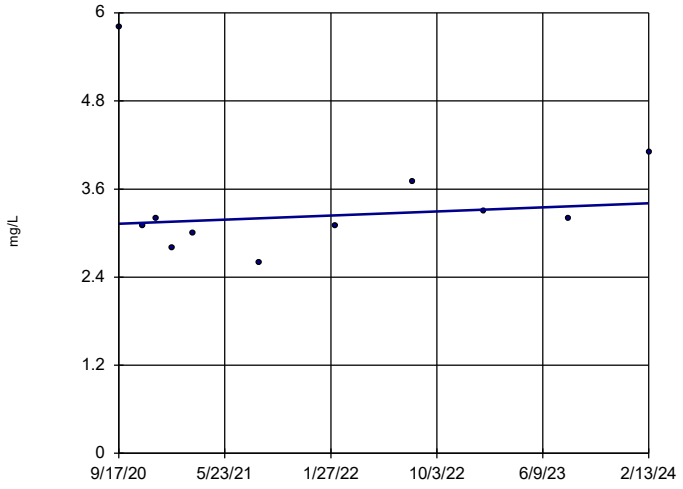

n = 11

Slope = 0.08286 units per year.

Mann-Kendall statistic = 9 critical = 34

Trend not significant at 99% confidence level (α = 0.005 per tail).

Constituent: Chloride Analysis Run 4/18/2024 10:39 AM View: Appendix III - Trend Tests

Plant Hammond Client: Southern Company Data: Hammond AP-2

Sanitas™ v.10.0.16 . UG

Sen's Slope Estimator

HGWA-43D (bg)

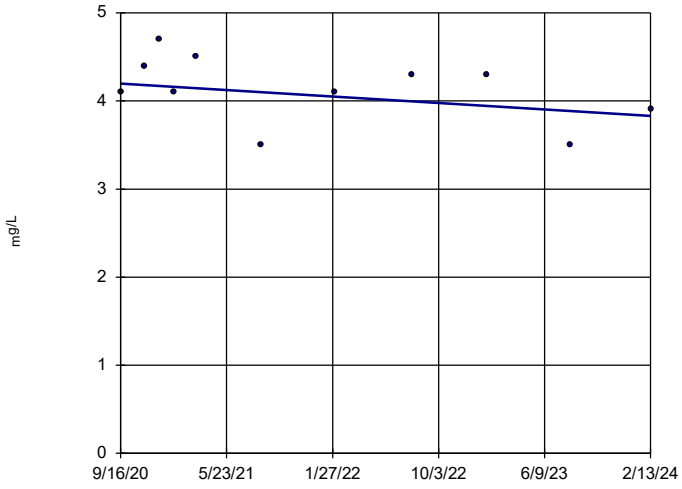

n = 11

Slope = -0.1067 units per year.

Mann-Kendall statistic = -16 critical = -34

Trend not significant at 99% confidence level (α = 0.005 per tail).

Constituent: Chloride Analysis Run 4/18/2024 10:39 AM View: Appendix III - Trend Tests

Plant Hammond Client: Southern Company Data: Hammond AP-2

Sanitas™ v.10.0.16 . UG

Sen's Slope Estimator

HGWA-44D (bg)

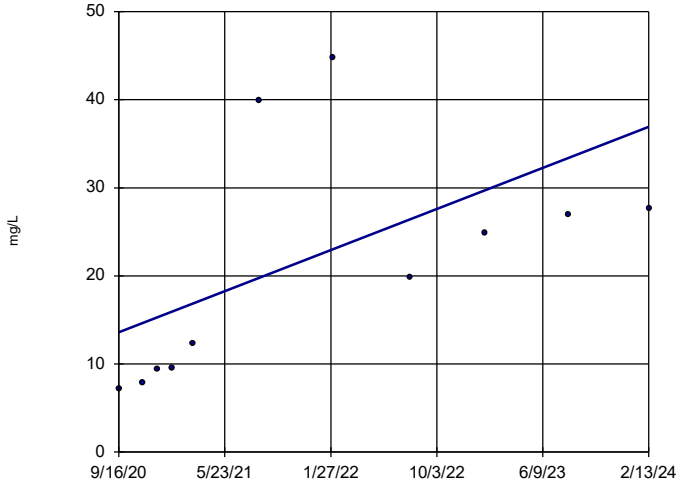

n = 11

Slope = 6.844 units per year.

Mann-Kendall statistic = 39 critical = 34

Increasing trend significant at 99% confidence level (α = 0.005 per tail).

Constituent: Chloride Analysis Run 4/18/2024 10:39 AM View: Appendix III - Trend Tests

Plant Hammond Client: Southern Company Data: Hammond AP-2

Sanitas™ v.10.0.16 . UG

Sen's Slope Estimator

HGWA-5 (bg)

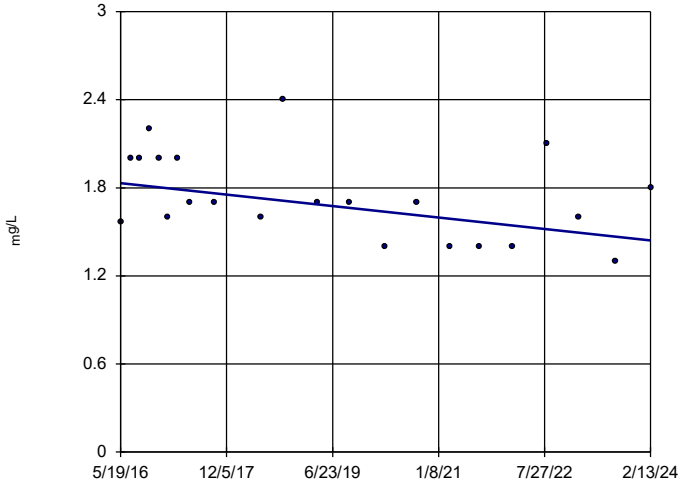

n = 22

Slope = -0.05028 units per year.

Mann-Kendall statistic = -68 critical = -92

Trend not significant at 99% confidence level (α = 0.005 per tail).

Constituent: Chloride Analysis Run 4/18/2024 10:39 AM View: Appendix III - Trend Tests

Plant Hammond Client: Southern Company Data: Hammond AP-2

Sanitas™ v.10.0.16 . UG

Sen's Slope Estimator

HGWA-6 (bg)

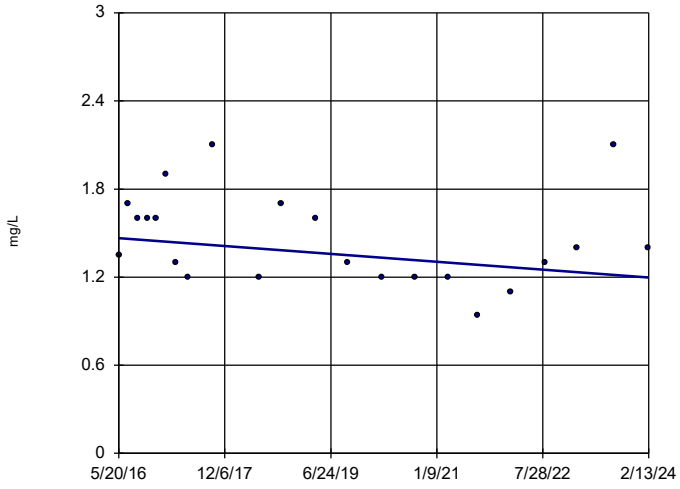

n = 22

Slope = -0.03467 units per year.

Mann-Kendall statistic = -51 critical = -92

Trend not significant at 99% confidence level (α = 0.005 per tail).

Constituent: Chloride Analysis Run 4/18/2024 10:39 AM View: Appendix III - Trend Tests

Plant Hammond Client: Southern Company Data: Hammond AP-2

Sanitas™ v.10.0.16 . UG

Sen's Slope Estimator

HGWC-14

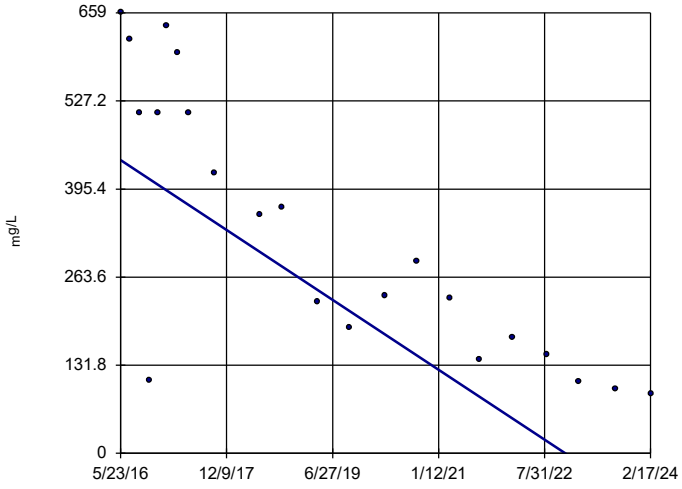

n = 22

Slope = -67.48 units per year.

Mann-Kendall statistic = -168 critical = -92

Decreasing trend significant at 99% confidence level (α = 0.005 per tail).

Constituent: Chloride Analysis Run 4/18/2024 10:39 AM View: Appendix III - Trend Tests

Plant Hammond Client: Southern Company Data: Hammond AP-2

Sanitas™ v.10.0.16 . UG

Sen's Slope Estimator

HGWC-15

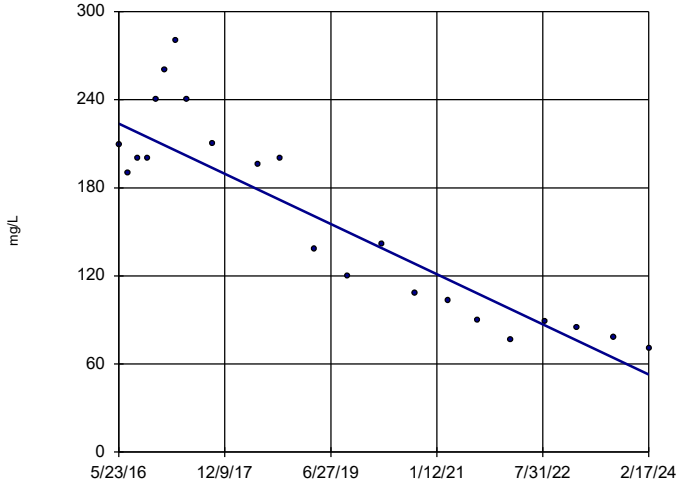

n = 22

Slope = -22.07 units per year.

Mann-Kendall statistic = -161 critical = -92

Decreasing trend significant at 99% confidence level (α = 0.005 per tail).

Constituent: Chloride Analysis Run 4/18/2024 10:39 AM View: Appendix III - Trend Tests

Plant Hammond Client: Southern Company Data: Hammond AP-2

Sanitas™ v.10.0.16 . UG

Sen's Slope Estimator

HGWC-16

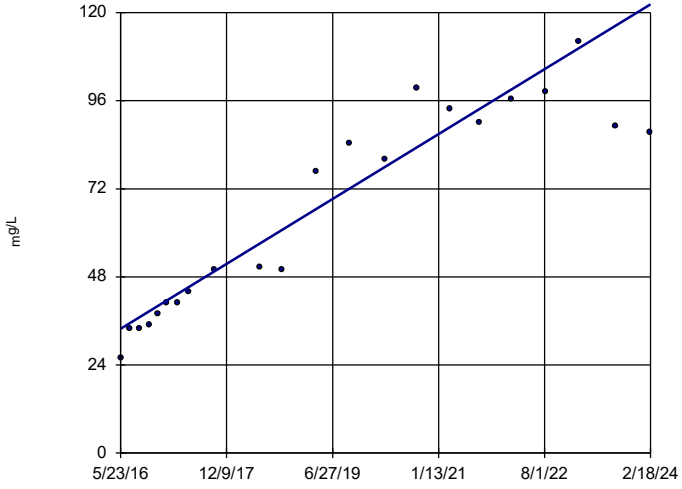

n = 22

Slope = 11.41 units per year.

Mann-Kendall statistic = 187 critical = 92

Increasing trend significant at 99% confidence level (α = 0.005 per tail).

Constituent: Chloride Analysis Run 4/18/2024 10:39 AM View: Appendix III - Trend Tests

Plant Hammond Client: Southern Company Data: Hammond AP-2

Sanitas™ v.10.0.16 . UG

Sen's Slope Estimator

HGWC-17

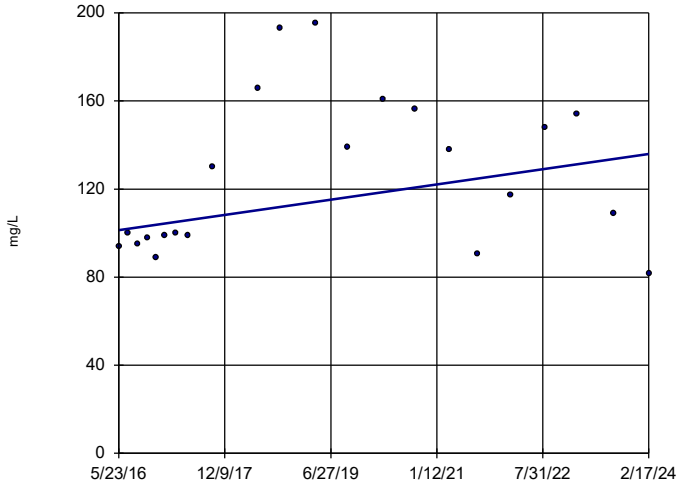

n = 22

Slope = 4.477 units per year.

Mann-Kendall statistic = 49 critical = 92

Trend not significant at 99% confidence level (α = 0.005 per tail).

Constituent: Chloride Analysis Run 4/18/2024 10:39 AM View: Appendix III - Trend Tests

Plant Hammond Client: Southern Company Data: Hammond AP-2

Sanitas™ v.10.0.16 . UG

Sen's Slope Estimator

HGWC-18

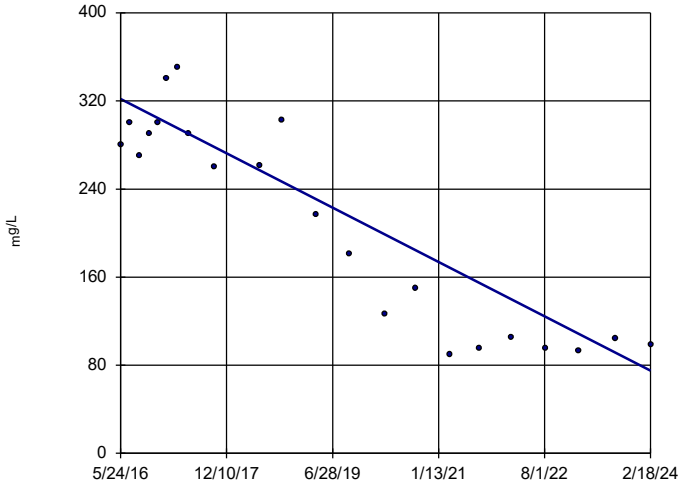

n = 22

Slope = -31.83 units per year.

Mann-Kendall statistic = -145 critical = -92

Decreasing trend significant at 99% confidence level (α = 0.005 per tail).

Constituent: Chloride Analysis Run 4/18/2024 10:39 AM View: Appendix III - Trend Tests

Plant Hammond Client: Southern Company Data: Hammond AP-2

Sanitas™ v.10.0.16 . UG

Sen's Slope Estimator

HGWA-1 (bg)

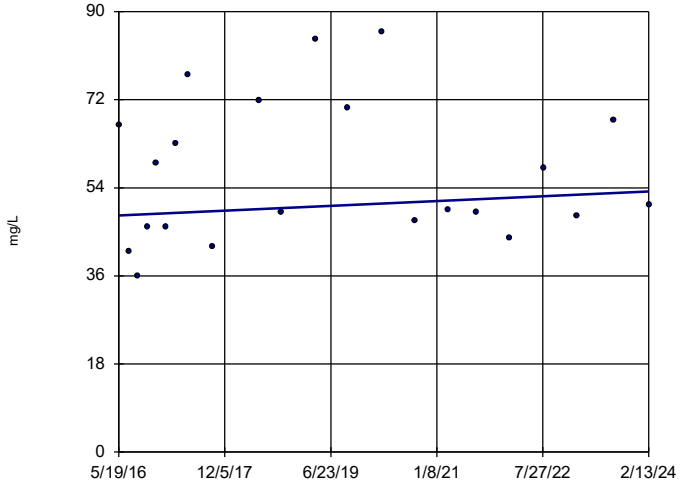

n = 22

Slope = 0.6377 units per year.

Mann-Kendall statistic = 32 critical = 92

Trend not significant at 99% confidence level (α = 0.005 per tail).

Constituent: Sulfate Analysis Run 4/18/2024 10:39 AM View: Appendix III - Trend Tests

Plant Hammond Client: Southern Company Data: Hammond AP-2

Sanitas™ v.10.0.16 . UG

Sen's Slope Estimator

HGWA-2 (bg)

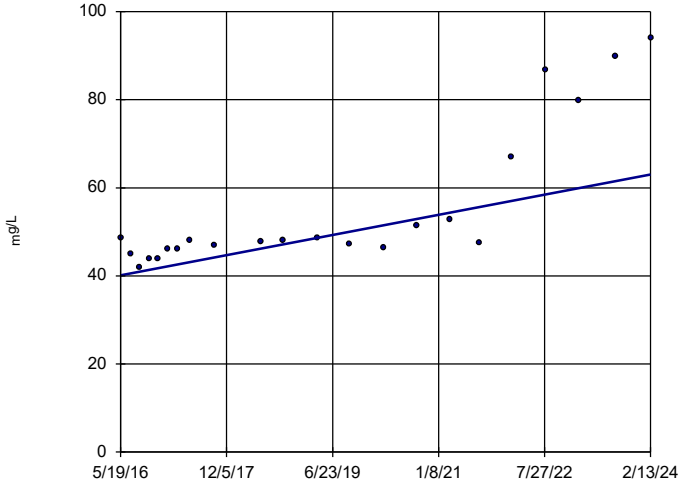

n = 22

Slope = 2.951 units per year.

Mann-Kendall statistic = 159 critical = 92

Increasing trend significant at 99% confidence level (α = 0.005 per tail).

Constituent: Sulfate Analysis Run 4/18/2024 10:39 AM View: Appendix III - Trend Tests

Plant Hammond Client: Southern Company Data: Hammond AP-2

Sanitas™ v.10.0.16 . UG

Sen's Slope Estimator

HGWA-3 (bg)

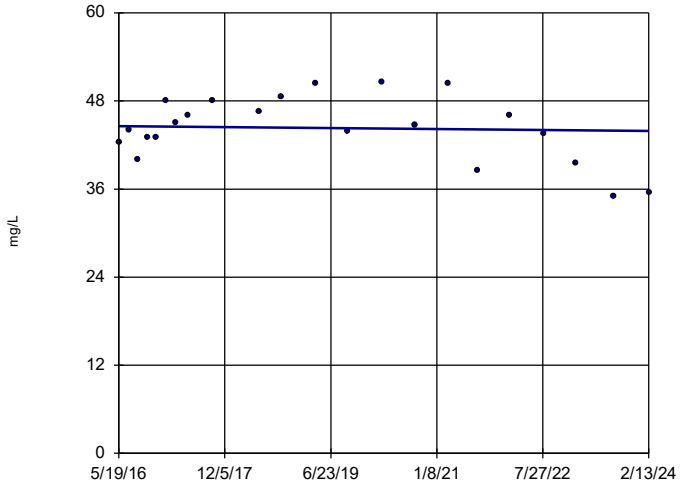

n = 22

Slope = -0.08595 units per year.

Mann-Kendall statistic = -11 critical = -92

Trend not significant at 99% confidence level (α = 0.005 per tail).

Constituent: Sulfate Analysis Run 4/18/2024 10:39 AM View: Appendix III - Trend Tests

Plant Hammond Client: Southern Company Data: Hammond AP-2

Sanitas™ v.10.0.16 . UG

Hollow symbols indicate censored values.

Sen's Slope Estimator

HGWA-4 (bg)

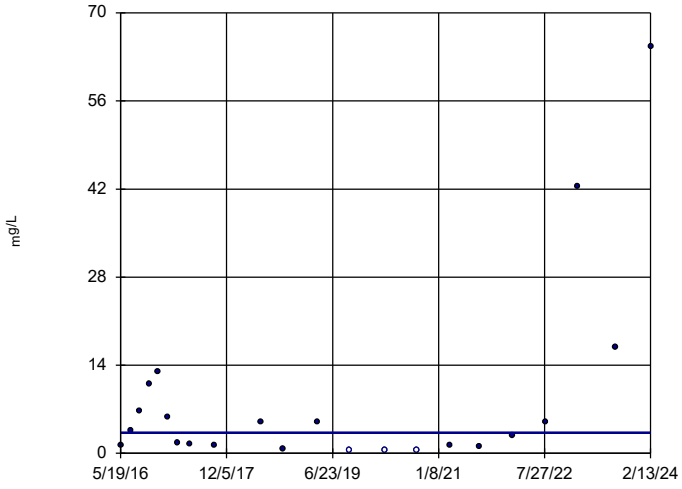

n = 22

Slope = 0 units per year.

Mann-Kendall statistic = 5 critical = 92

Trend not significant at 99% confidence level (α = 0.005 per tail).

Constituent: Sulfate Analysis Run 4/18/2024 10:39 AM View: Appendix III - Trend Tests

Plant Hammond Client: Southern Company Data: Hammond AP-2

Sanitas™ v.10.0.16 . UG

Sen's Slope Estimator

HGWA-42D (bg)

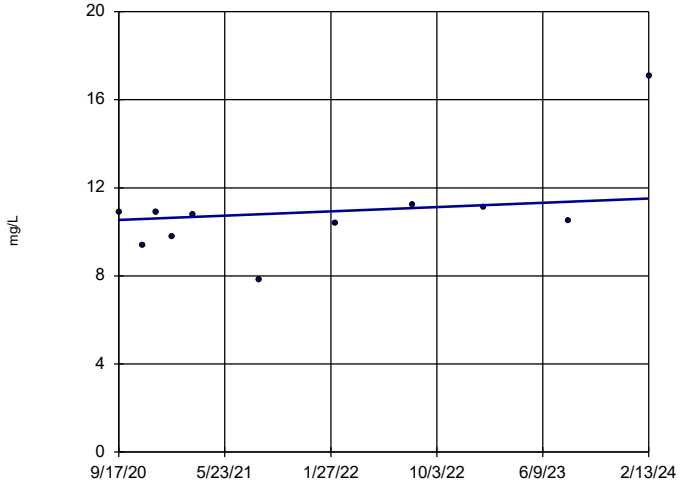

n = 11

Slope = 0.2824 units per year.

Mann-Kendall statistic = 16 critical = 34

Trend not significant at 99% confidence level (α = 0.005 per tail).

Constituent: Sulfate Analysis Run 4/18/2024 10:39 AM View: Appendix III - Trend Tests

Plant Hammond Client: Southern Company Data: Hammond AP-2

Sanitas™ v.10.0.16 . UG

Sen's Slope Estimator

HGWA-43D (bg)

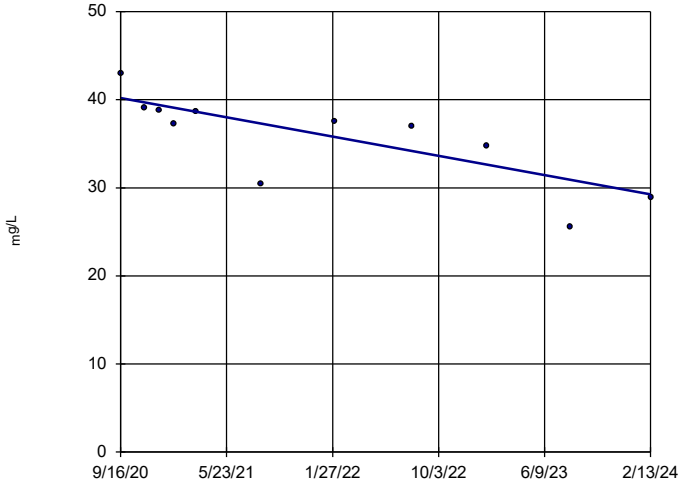

n = 11

Slope = -3.197 units per year.

Mann-Kendall statistic = -43 critical = -34

Decreasing trend significant at 99% confidence level (α = 0.005 per tail).

Constituent: Sulfate Analysis Run 4/18/2024 10:39 AM View: Appendix III - Trend Tests

Plant Hammond Client: Southern Company Data: Hammond AP-2

Sanitas™ v.10.0.16 . UG

Hollow symbols indicate censored values.

Sen's Slope Estimator

HGWA-44D (bg)

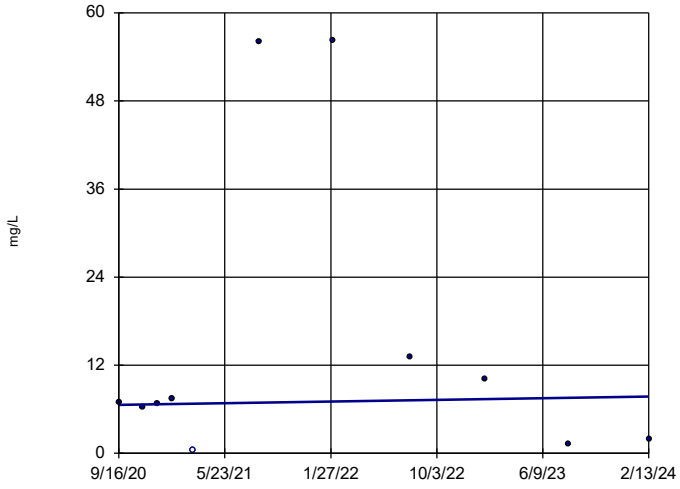

n = 11

Slope = 0.3314 units per year.

Mann-Kendall statistic = 1 critical = 34

Trend not significant at 99% confidence level (α = 0.005 per tail).

Constituent: Sulfate Analysis Run 4/18/2024 10:39 AM View: Appendix III - Trend Tests

Plant Hammond Client: Southern Company Data: Hammond AP-2

Sanitas™ v.10.0.16 . UG

Sen's Slope Estimator

HGWA-5 (bg)

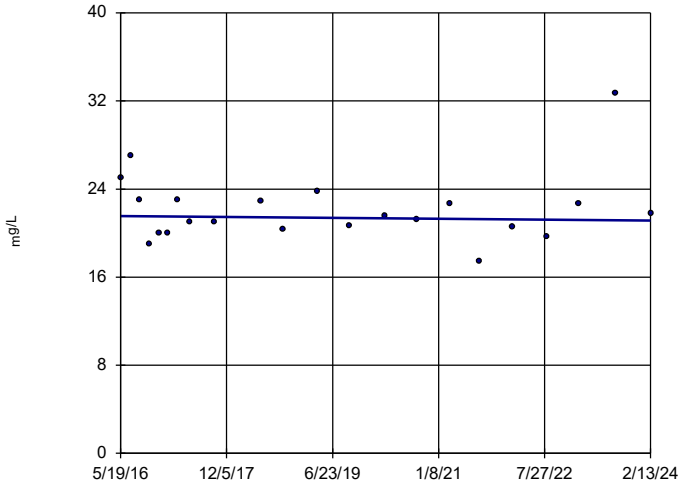

n = 22

Slope = -0.05287 units per year.

Mann-Kendall statistic = -13 critical = -92

Trend not significant at 99% confidence level (α = 0.005 per tail).

Constituent: Sulfate Analysis Run 4/18/2024 10:39 AM View: Appendix III - Trend Tests

Plant Hammond Client: Southern Company Data: Hammond AP-2

Sanitas™ v.10.0.16 . UG

Sen's Slope Estimator

HGWA-6 (bg)

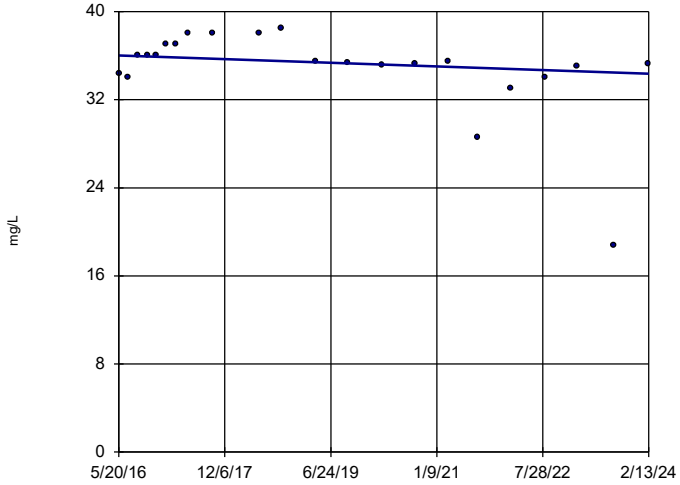

n = 22

Slope = -0.2147 units per year.

Mann-Kendall statistic = -67 critical = -92

Trend not significant at 99% confidence level (α = 0.005 per tail).

Constituent: Sulfate Analysis Run 4/18/2024 10:39 AM View: Appendix III - Trend Tests

Plant Hammond Client: Southern Company Data: Hammond AP-2

Sanitas™ v.10.0.16 . UG

Sen's Slope Estimator

HGWC-14

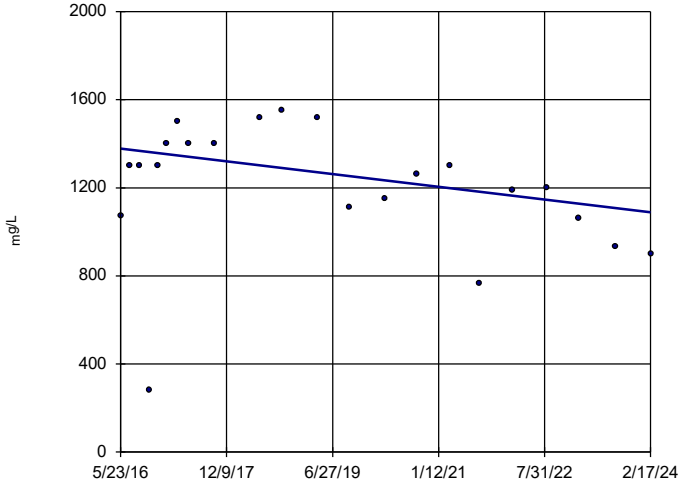

n = 22

Slope = -37.37 units per year.

Mann-Kendall statistic = -51 critical = -92

Trend not significant at 99% confidence level (α = 0.005 per tail).

Constituent: Sulfate Analysis Run 4/18/2024 10:39 AM View: Appendix III - Trend Tests

Plant Hammond Client: Southern Company Data: Hammond AP-2

Sanitas™ v.10.0.16 . UG

Sen's Slope Estimator

HGWC-15

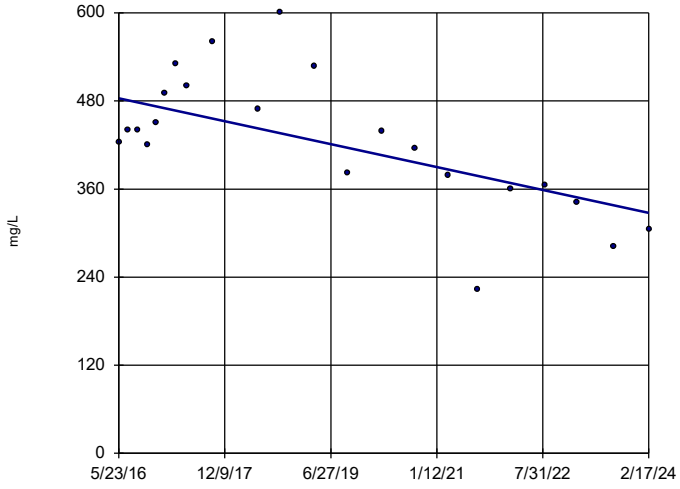

n = 22

Slope = -20.14 units per year.

Mann-Kendall statistic = -100 critical = -92

Decreasing trend significant at 99% confidence level (α = 0.005 per tail).

Constituent: Sulfate Analysis Run 4/18/2024 10:39 AM View: Appendix III - Trend Tests

Plant Hammond Client: Southern Company Data: Hammond AP-2

Sanitas™ v.10.0.16 . UG

Sen's Slope Estimator

HGWC-16

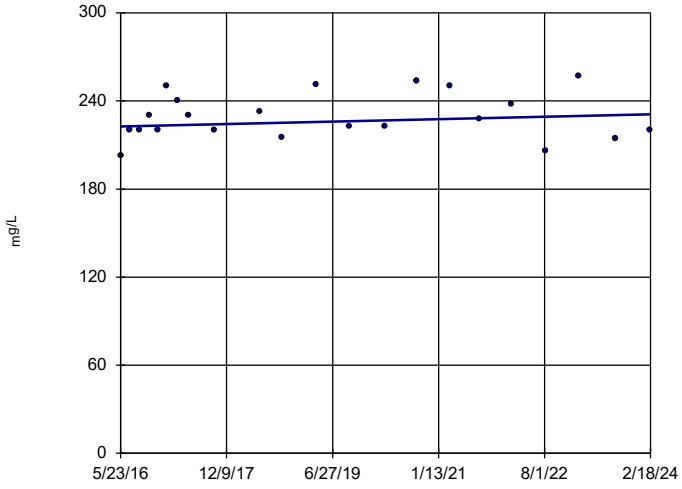

n = 22

Slope = 1.071 units per year.

Mann-Kendall statistic = 30 critical = 92

Trend not significant at 99% confidence level (α = 0.005 per tail).

Constituent: Sulfate Analysis Run 4/18/2024 10:39 AM View: Appendix III - Trend Tests

Plant Hammond Client: Southern Company Data: Hammond AP-2

Sanitas™ v.10.0.16 . UG

Sen's Slope Estimator

HGWC-17

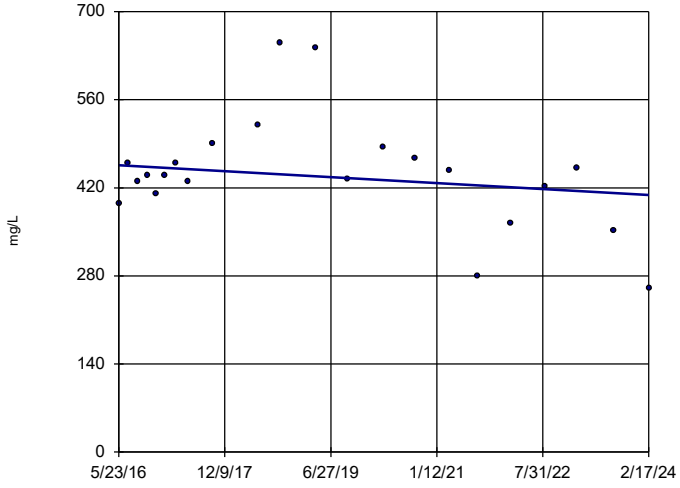

n = 22

Slope = -6.088 units per year.

Mann-Kendall statistic = -32 critical = -92

Trend not significant at 99% confidence level (α = 0.005 per tail).

Constituent: Sulfate Analysis Run 4/18/2024 10:39 AM View: Appendix III - Trend Tests

Plant Hammond Client: Southern Company Data: Hammond AP-2

Sanitas™ v.10.0.16 . UG

Sen's Slope Estimator

HGWC-18

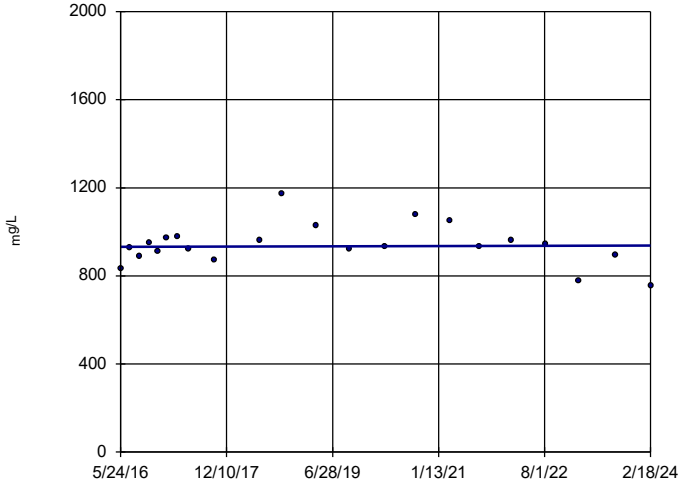

n = 22

Slope = 0.7194 units per year.

Mann-Kendall statistic = 3 critical = 92

Trend not significant at 99% confidence level (α = 0.005 per tail).

Constituent: Sulfate Analysis Run 4/18/2024 10:39 AM View: Appendix III - Trend Tests

Plant Hammond Client: Southern Company Data: Hammond AP-2

Sanitas™ v.10.0.16 . UG

Sen's Slope Estimator

HGWA-1 (bg)

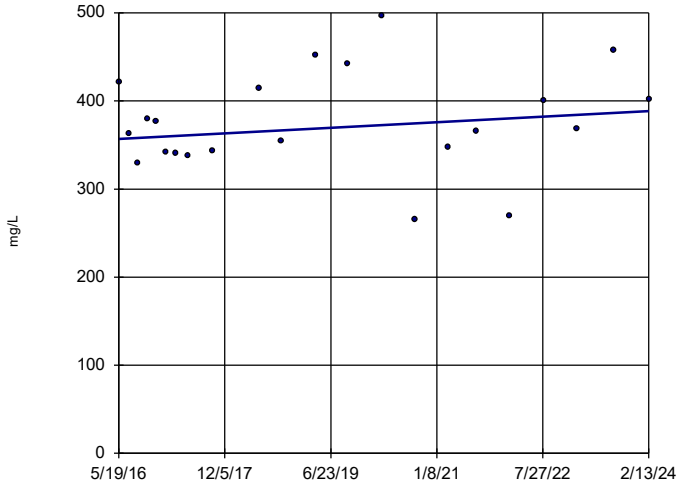

n = 22

Slope = 4.065 units per year.

Mann-Kendall statistic = 35 critical = 92

Trend not significant at 99% confidence level (α = 0.005 per tail).

Constituent: Total Dissolved Solids Analysis Run 4/18/2024 10:39 AM View: Appendix III - Trend Tests

Plant Hammond Client: Southern Company Data: Hammond AP-2

Sanitas™ v.10.0.16 . UG

Sen's Slope Estimator

HGWA-2 (bg)

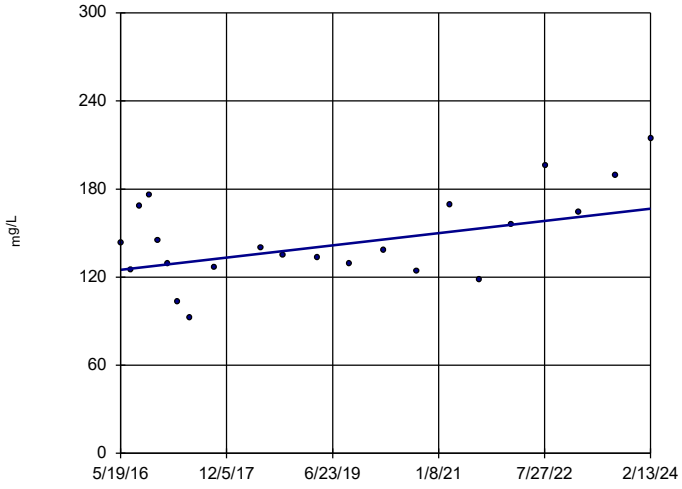

n = 22

Slope = 5.374 units per year.

Mann-Kendall statistic = 56 critical = 92

Trend not significant at 99% confidence level (α = 0.005 per tail).

Constituent: Total Dissolved Solids Analysis Run 4/18/2024 10:39 AM View: Appendix III - Trend Tests

Plant Hammond Client: Southern Company Data: Hammond AP-2

Sanitas™ v.10.0.16 . UG

Sen's Slope Estimator

HGWA-3 (bg)

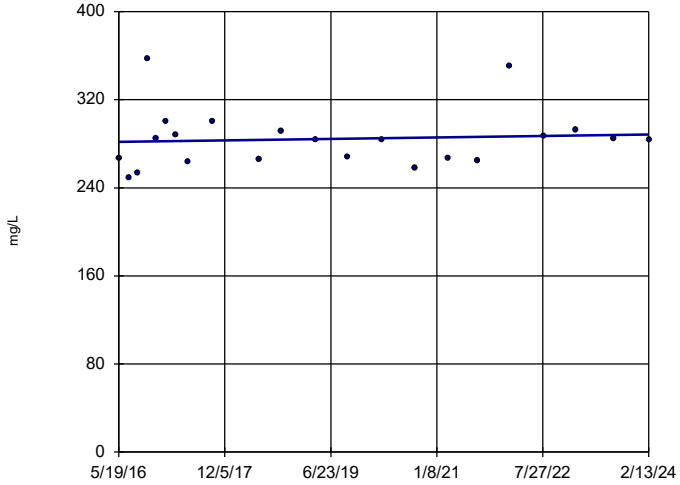

n = 22

Slope = 0.8552 units per year.

Mann-Kendall statistic = 21 critical = 92

Trend not significant at 99% confidence level (α = 0.005 per tail).

Constituent: Total Dissolved Solids Analysis Run 4/18/2024 10:39 AM View: Appendix III - Trend Tests

Plant Hammond Client: Southern Company Data: Hammond AP-2

Sanitas™ v.10.0.16 . UG

Sen's Slope Estimator

HGWA-4 (bg)

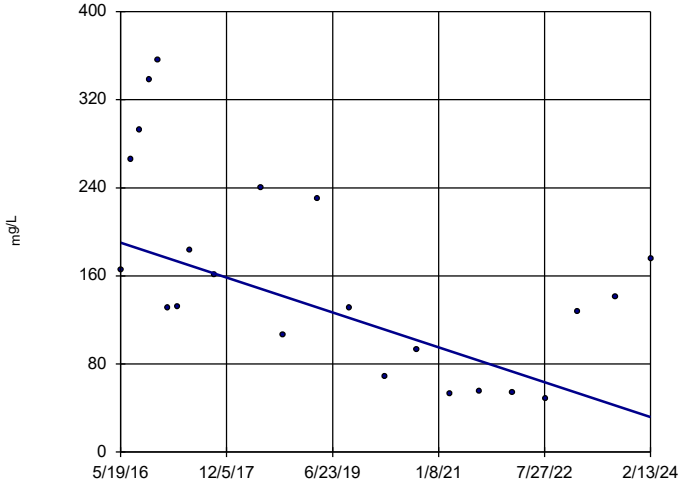

n = 22

Slope = -20.44 units per year.

Mann-Kendall statistic = -104 critical = -92

Decreasing trend significant at 99% confidence level (α = 0.005 per tail).

Constituent: Total Dissolved Solids Analysis Run 4/18/2024 10:39 AM View: Appendix III - Trend Tests

Plant Hammond Client: Southern Company Data: Hammond AP-2

Sanitas™ v.10.0.16 . UG

Sen's Slope Estimator

HGWA-42D (bg)

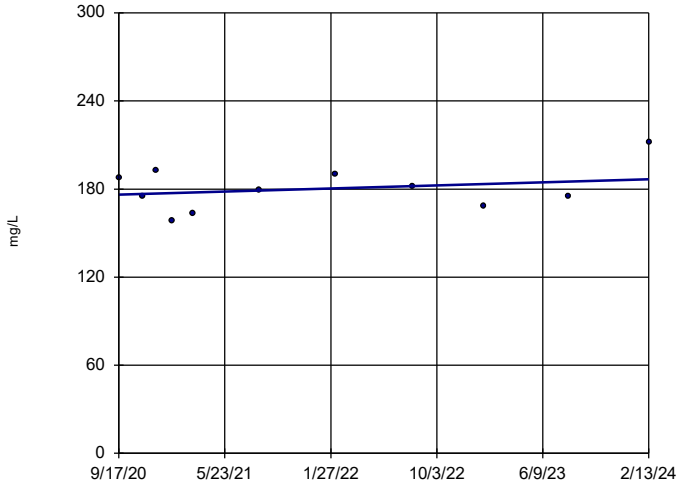

n = 11

Slope = 3.025 units per year.

Mann-Kendall statistic = 6 critical = 34

Trend not significant at 99% confidence level (α = 0.005 per tail).

Constituent: Total Dissolved Solids Analysis Run 4/18/2024 10:39 AM View: Appendix III - Trend Tests

Plant Hammond Client: Southern Company Data: Hammond AP-2

Sanitas™ v.10.0.16 . UG

Sen's Slope Estimator

HGWA-43D (bg)

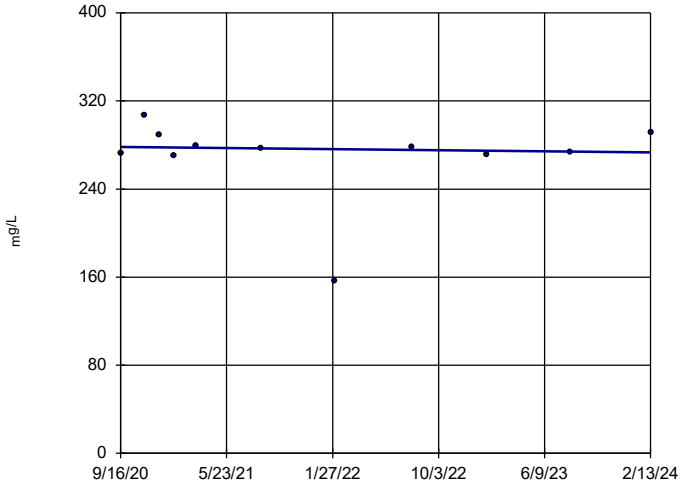

n = 11

Slope = -1.506 units per year.

Mann-Kendall statistic = -5 critical = -34

Trend not significant at 99% confidence level (α = 0.005 per tail).

Constituent: Total Dissolved Solids Analysis Run 4/18/2024 10:39 AM View: Appendix III - Trend Tests

Plant Hammond Client: Southern Company Data: Hammond AP-2

Sanitas™ v.10.0.16 . UG

Sen's Slope Estimator

HGWA-44D (bg)

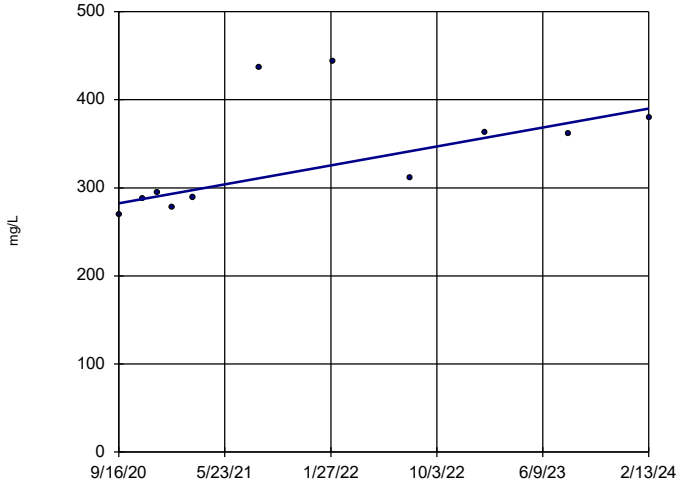

n = 11

Slope = 31.45 units per year.

Mann-Kendall statistic = 31 critical = 34

Trend not significant at 99% confidence level (α = 0.005 per tail).

Constituent: Total Dissolved Solids Analysis Run 4/18/2024 10:39 AM View: Appendix III - Trend Tests

Plant Hammond Client: Southern Company Data: Hammond AP-2

Sanitas™ v.10.0.16 . UG

Sen's Slope Estimator

HGWA-5 (bg)

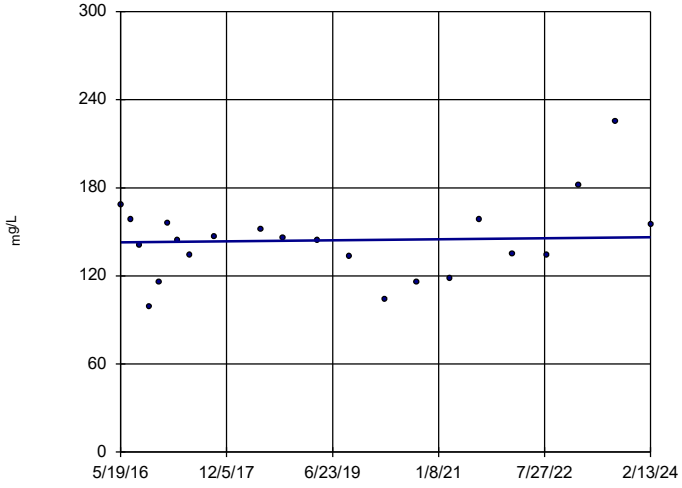

n = 22

Slope = 0.4698 units per year.

Mann-Kendall statistic = 11 critical = 92

Trend not significant at 99% confidence level (α = 0.005 per tail).

Constituent: Total Dissolved Solids Analysis Run 4/18/2024 10:39 AM View: Appendix III - Trend Tests

Plant Hammond Client: Southern Company Data: Hammond AP-2

Sanitas™ v.10.0.16 . UG

Sen's Slope Estimator

HGWA-6 (bg)

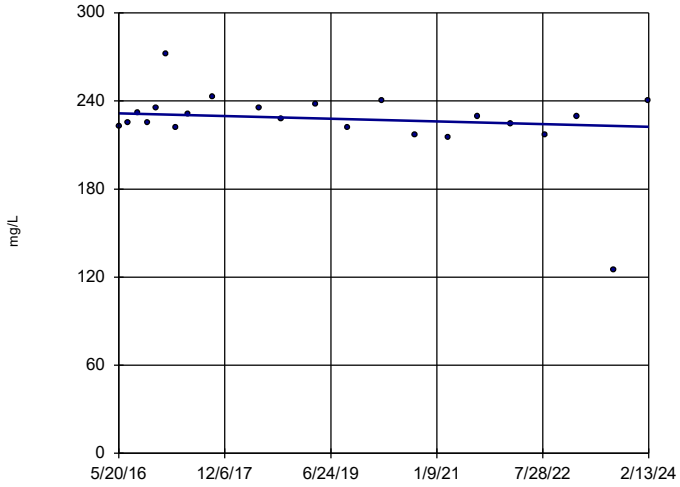

n = 22

Slope = -1.193 units per year.

Mann-Kendall statistic = -33 critical = -92

Trend not significant at 99% confidence level (α = 0.005 per tail).

Constituent: Total Dissolved Solids Analysis Run 4/18/2024 10:39 AM View: Appendix III - Trend Tests

Plant Hammond Client: Southern Company Data: Hammond AP-2

Sanitas™ v.10.0.16 . UG

Sen's Slope Estimator

HGWC-14

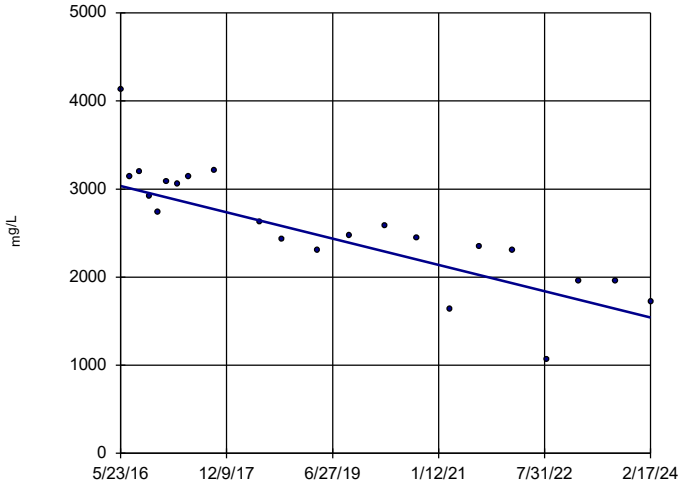

n = 22

Slope = -192.6 units per year.

Mann-Kendall statistic = -163 critical = -92

Decreasing trend significant at 99% confidence level (α = 0.005 per tail).

Constituent: Total Dissolved Solids Analysis Run 4/18/2024 10:39 AM View: Appendix III - Trend Tests

Plant Hammond Client: Southern Company Data: Hammond AP-2

Sanitas™ v.10.0.16 . UG

Sen's Slope Estimator

HGWC-15

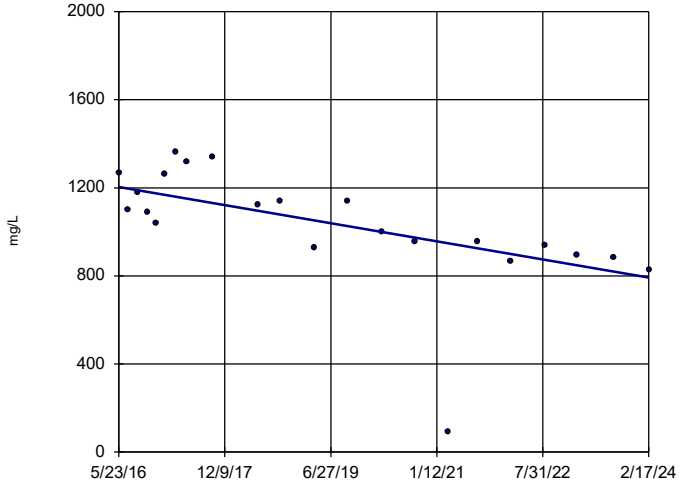

n = 22

Slope = -53.04 units per year.

Mann-Kendall statistic = -130 critical = -92

Decreasing trend significant at 99% confidence level (α = 0.005 per tail).

Constituent: Total Dissolved Solids Analysis Run 4/18/2024 10:39 AM View: Appendix III - Trend Tests

Plant Hammond Client: Southern Company Data: Hammond AP-2

Sanitas™ v.10.0.16 . UG

Sen's Slope Estimator

HGWC-16

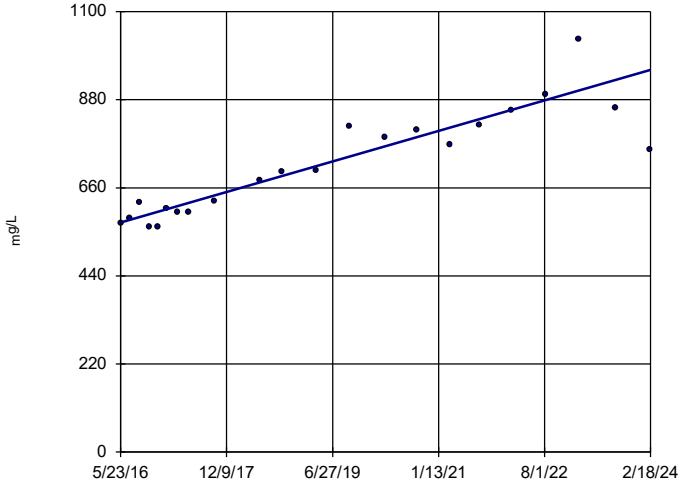

n = 22

Slope = 49.17 units per year.

Mann-Kendall statistic = 173 critical = 92

Increasing trend significant at 99% confidence level (α = 0.005 per tail).

Constituent: Total Dissolved Solids Analysis Run 4/18/2024 10:39 AM View: Appendix III - Trend Tests

Plant Hammond Client: Southern Company Data: Hammond AP-2

Sanitas™ v.10.0.16 . UG

Hollow symbols indicate censored values.

Sen's Slope Estimator

HGWC-17

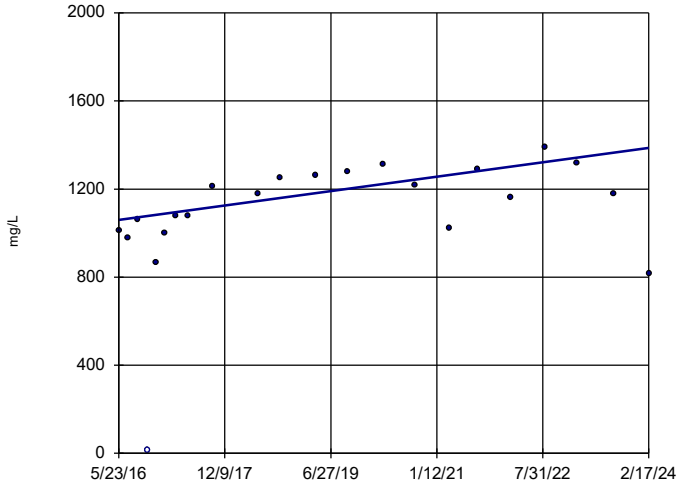

n = 22

Slope = 42.2 units per year.

Mann-Kendall statistic = 103 critical = 92

Increasing trend significant at 99% confidence level (α = 0.005 per tail).

Constituent: Total Dissolved Solids Analysis Run 4/18/2024 10:39 AM View: Appendix III - Trend Tests

Plant Hammond Client: Southern Company Data: Hammond AP-2

Sanitas™ v.10.0.16 . UG

Sen's Slope Estimator

HGWC-18

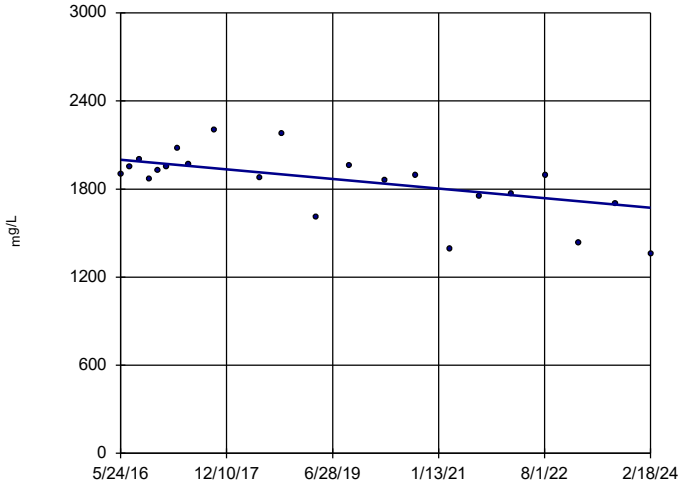

n = 22

Slope = -42.27 units per year.

Mann-Kendall statistic = -99 critical = -92

Decreasing trend significant at 99% confidence level (α = 0.005 per tail).

Constituent: Total Dissolved Solids Analysis Run 4/18/2024 10:39 AM View: Appendix III - Trend Tests

Plant Hammond Client: Southern Company Data: Hammond AP-2

FIGURE F.

Upper Tolerance Limits Summary Table

Plant Hammond Data: Hammond AP-2 Printed 5/29/2024, 4:55 PM

Constituent	Upper Lim.	Lower Lim.	Bg N	Bg Mean	Std. Dev.	%NDs	ND Adj.	Transform	Alpha	Method
Antimony (mg/L)	0.003	n/a	153	n/a	n/a	83.01	n/a	n/a	0.0003906	NP Inter(NDs)
Arsenic (mg/L)	0.005	n/a	186	n/a	n/a	81.72	n/a	n/a	NaN	NP Inter(NDs)
Barium (mg/L)	0.46	n/a	186	n/a	n/a	0	n/a	n/a	NaN	NP Inter(normality)
Beryllium (mg/L)	0.0005	n/a	174	n/a	n/a	82.76	n/a	n/a	NaN	NP Inter(NDs)
Cadmium (mg/L)	0.0005	n/a	186	n/a	n/a	91.94	n/a	n/a	NaN	NP Inter(NDs)
Chromium (mg/L)	0.019	n/a	174	n/a	n/a	86.21	n/a	n/a	NaN	NP Inter(NDs)
Cobalt (mg/L)	0.038	n/a	186	n/a	n/a	69.35	n/a	n/a	NaN	NP Inter(NDs)
Combined Radium 226 + 228 (pCi/L)	1.578	n/a	185	0.7496	0.2747	0	None	sqrt(x)	0.05	Inter
Fluoride (mg/L)	1.5	n/a	192	n/a	n/a	28.65	n/a	n/a	NaN	NP Inter(normality)
Lead (mg/L)	0.001	n/a	174	n/a	n/a	75.86	n/a	n/a	NaN	NP Inter(NDs)
Lithium (mg/L)	0.064	n/a	182	n/a	n/a	18.13	n/a	n/a	NaN	NP Inter(normality)
Mercury (mg/L)	0.0002	n/a	130	n/a	n/a	93.85	n/a	n/a	0.001271	NP Inter(NDs)
Molybdenum (mg/L)	0.01	n/a	172	n/a	n/a	82.56	n/a	n/a	NaN	NP Inter(NDs)
Selenium (mg/L)	0.005	n/a	186	n/a	n/a	97.31	n/a	n/a	NaN	NP Inter(NDs)
Thallium (mg/L)	0.001	n/a	186	n/a	n/a	98.92	n/a	n/a	NaN	NP Inter(NDs)

Sanitas™ v.10.0.16e Software licensed to . UG
Hollow symbols indicate censored values.

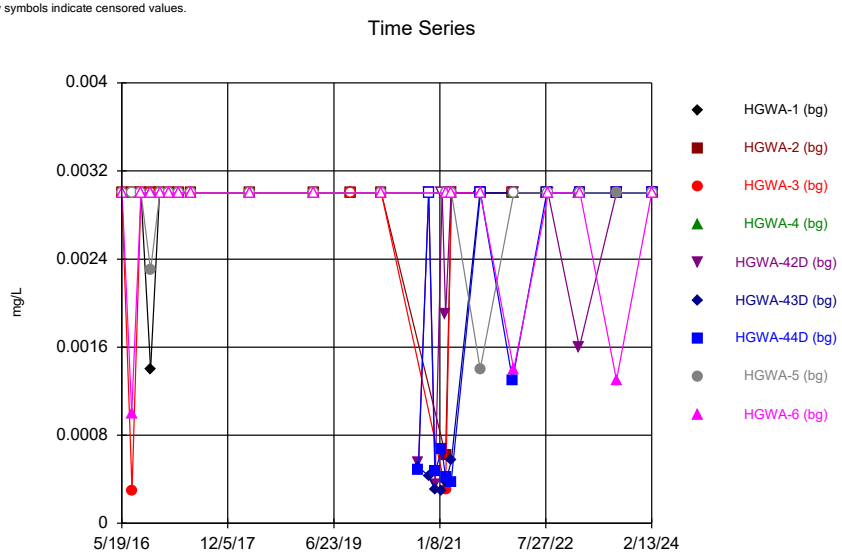

Constituent: Antimony Analysis Run 5/29/2024 4:54 PM View: Appendix IV - UTLs
Plant Hammond Data: Hammond AP-2

Sanitas™ v.10.0.16e Software licensed to . UG
Hollow symbols indicate censored values.

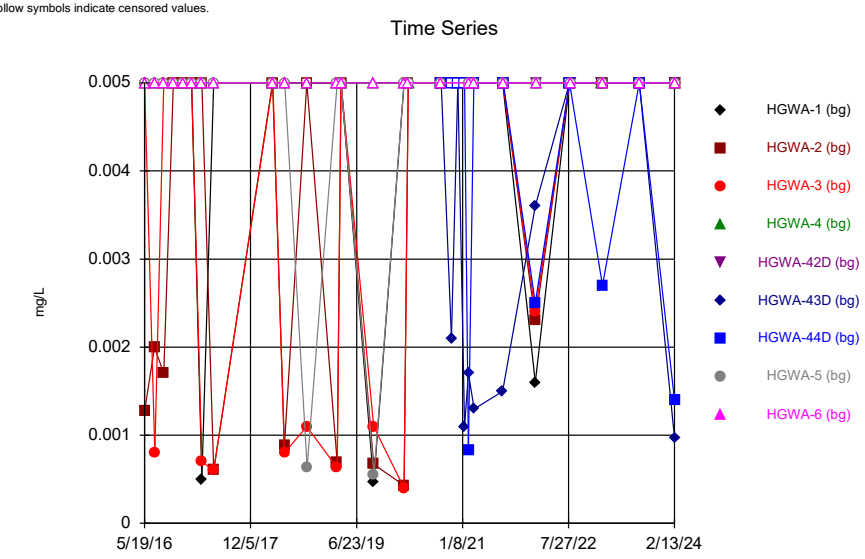

Constituent: Arsenic Analysis Run 5/29/2024 4:54 PM View: Appendix IV - UTLs
Plant Hammond Data: Hammond AP-2

Sanitas™ v.10.0.16e Software licensed to . UG

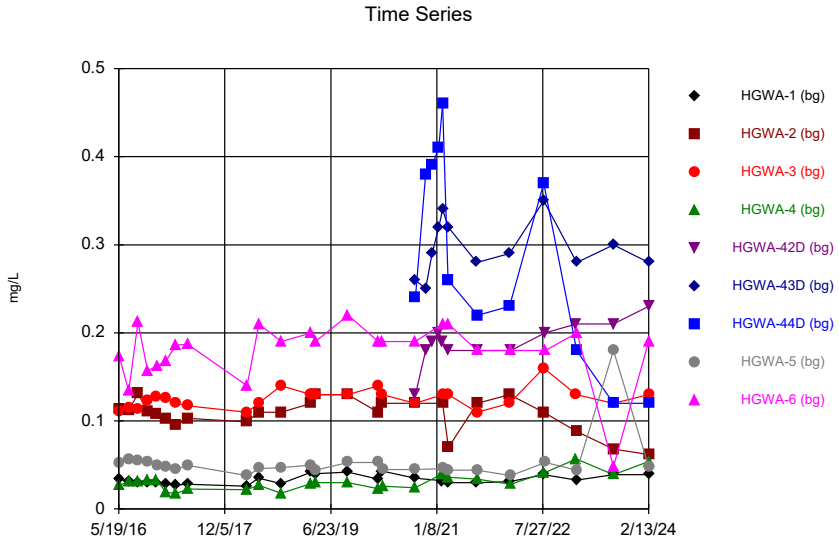

Constituent: Barium Analysis Run 5/29/2024 4:54 PM View: Appendix IV - UTLs
Plant Hammond Data: Hammond AP-2

Sanitas™ v.10.0.16e Software licensed to . UG
Hollow symbols indicate censored values.

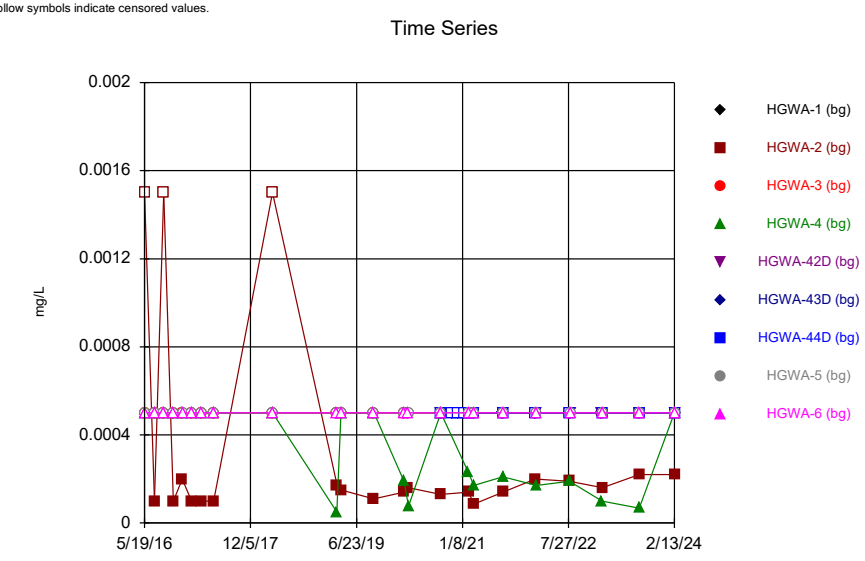

Constituent: Beryllium Analysis Run 5/29/2024 4:55 PM View: Appendix IV - UTLs
Plant Hammond Data: Hammond AP-2

Sanitas™ v.10.0.16e Software licensed to . UG
Hollow symbols indicate censored values.

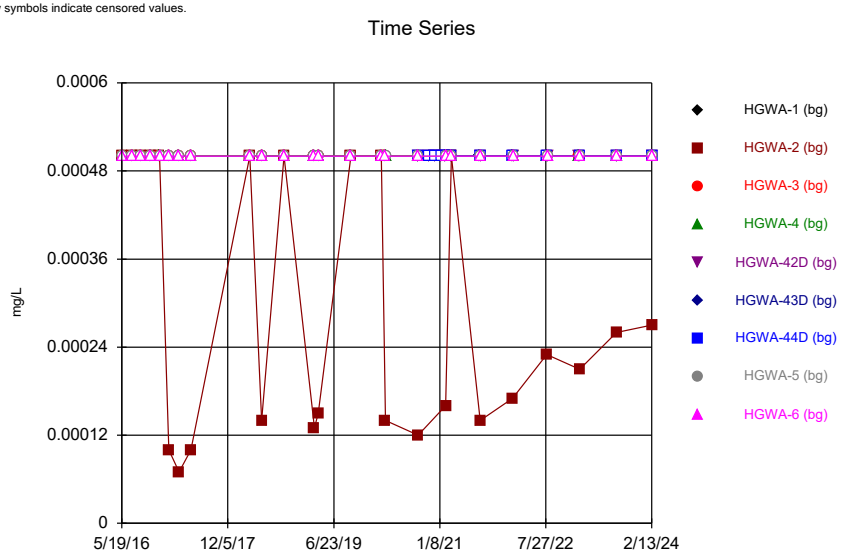

Constituent: Cadmium Analysis Run 5/29/2024 4:55 PM View: Appendix IV - UTLs
Plant Hammond Data: Hammond AP-2

Sanitas™ v.10.0.16e Software licensed to . UG
Hollow symbols indicate censored values.

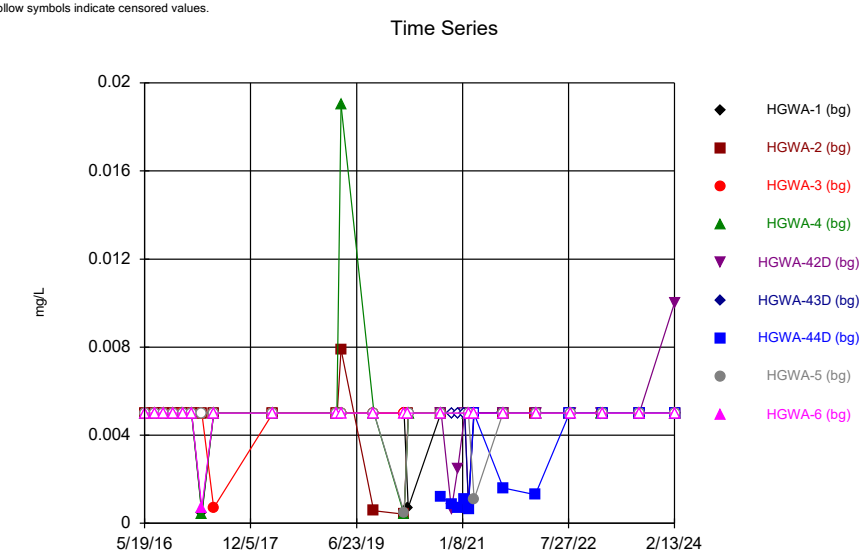

Constituent: Chromium Analysis Run 5/29/2024 4:55 PM View: Appendix IV - UTLs
Plant Hammond Data: Hammond AP-2

Sanitas™ v.10.0.16e Software licensed to . UG
Hollow symbols indicate censored values.

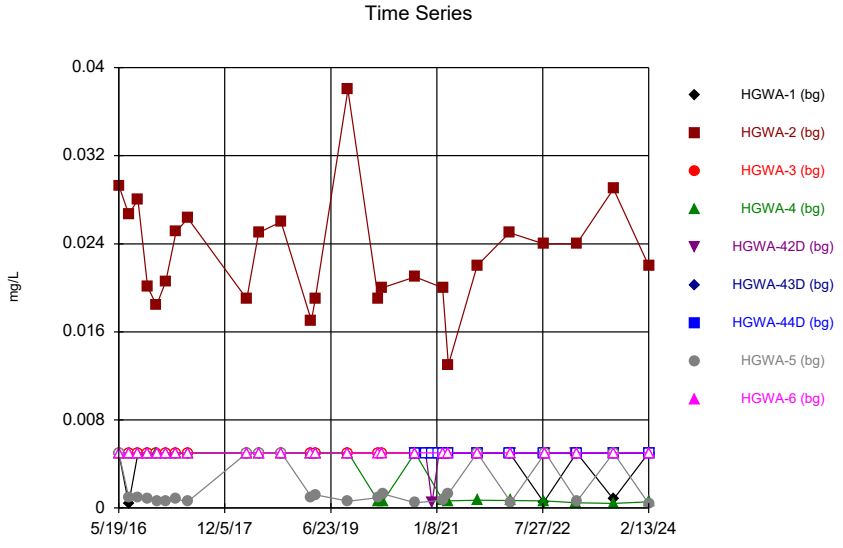

Constituent: Cobalt Analysis Run 5/29/2024 4:55 PM View: Appendix IV - UTLs
Plant Hammond Data: Hammond AP-2

Sanitas™ v.10.0.16e Software licensed to . UG

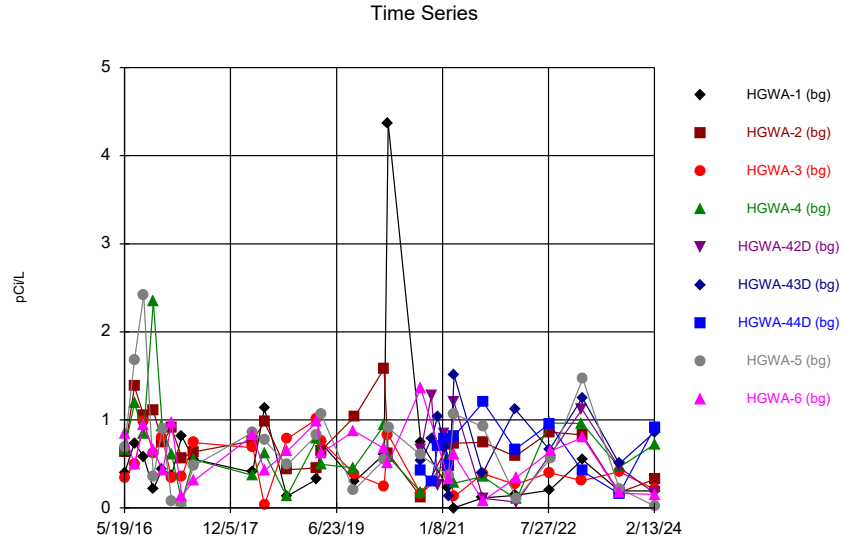

Constituent: Combined Radium 226 + 228 Analysis Run 5/29/2024 4:55 PM View: Appendix IV - UTLs
Plant Hammond Data: Hammond AP-2

Sanitas™ v.10.0.16e Software licensed to . UG
Hollow symbols indicate censored values.

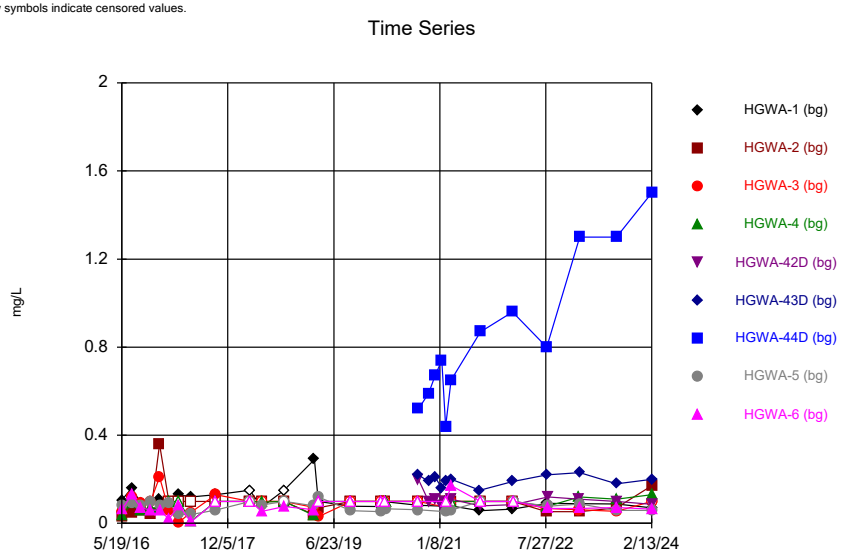

Constituent: Fluoride Analysis Run 5/29/2024 4:55 PM View: Appendix IV - UTLs
Plant Hammond Data: Hammond AP-2

Sanitas™ v.10.0.16e Software licensed to . UG
Hollow symbols indicate censored values.

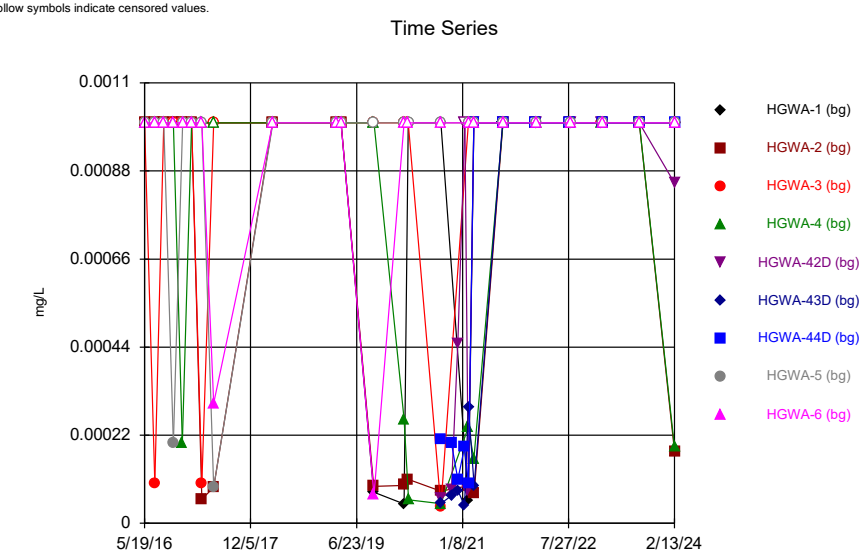

Constituent: Lead Analysis Run 5/29/2024 4:55 PM View: Appendix IV - UTLs
Plant Hammond Data: Hammond AP-2

Sanitas™ v.10.0.16e Software licensed to . UG
Hollow symbols indicate censored values.

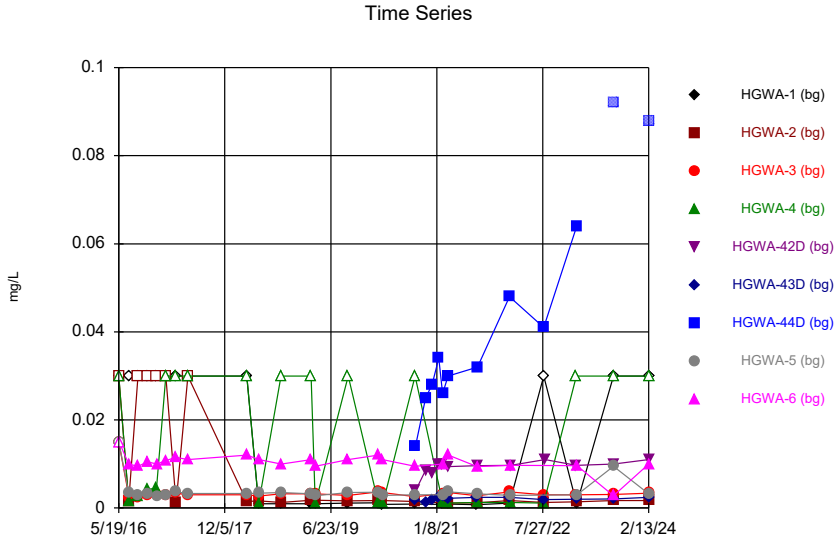

Constituent: Lithium Analysis Run 5/29/2024 4:55 PM View: Appendix IV - UTLs
Plant Hammond Data: Hammond AP-2

Sanitas™ v.10.0.16e Software licensed to . UG
Hollow symbols indicate censored values.

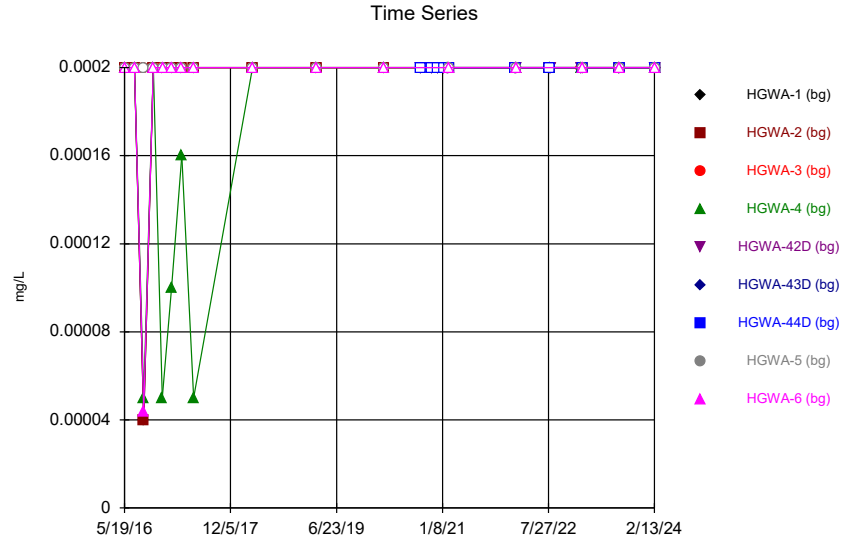

Constituent: Mercury Analysis Run 5/29/2024 4:55 PM View: Appendix IV - UTLs
Plant Hammond Data: Hammond AP-2

Sanitas™ v.10.0.16e Software licensed to . UG
Hollow symbols indicate censored values.

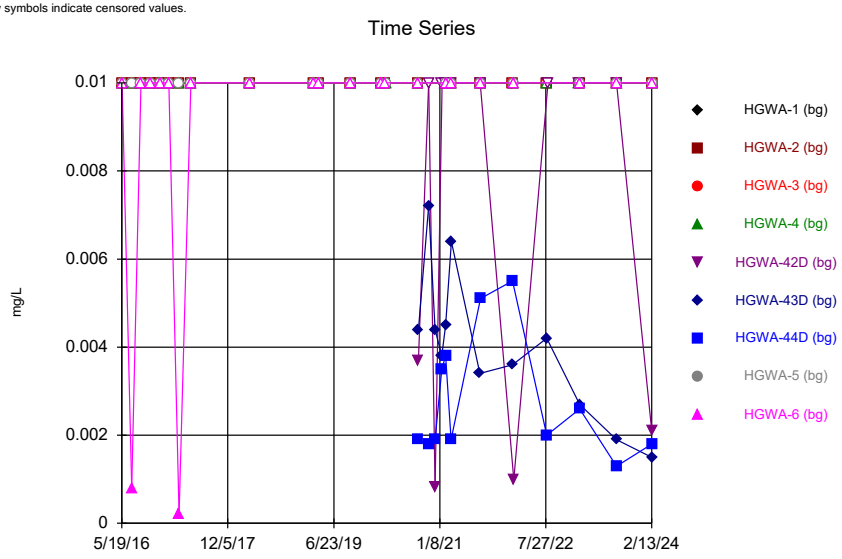

Constituent: Molybdenum Analysis Run 5/29/2024 4:55 PM View: Appendix IV - UTLs
Plant Hammond Data: Hammond AP-2

Sanitas™ v.10.0.16e Software licensed to . UG
Hollow symbols indicate censored values.

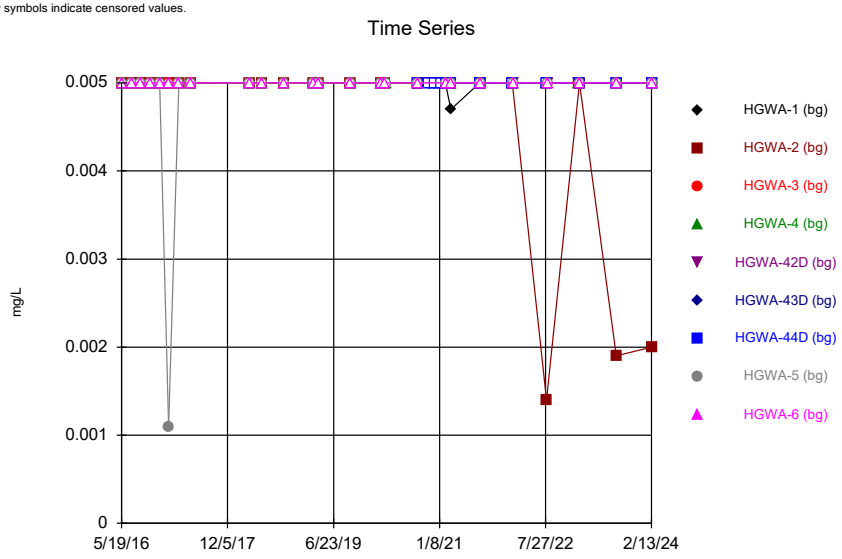

Constituent: Selenium Analysis Run 5/29/2024 4:55 PM View: Appendix IV - UTLs
Plant Hammond Data: Hammond AP-2

Sanitas™ v.10.0.16e Software licensed to . UG
Hollow symbols indicate censored values.

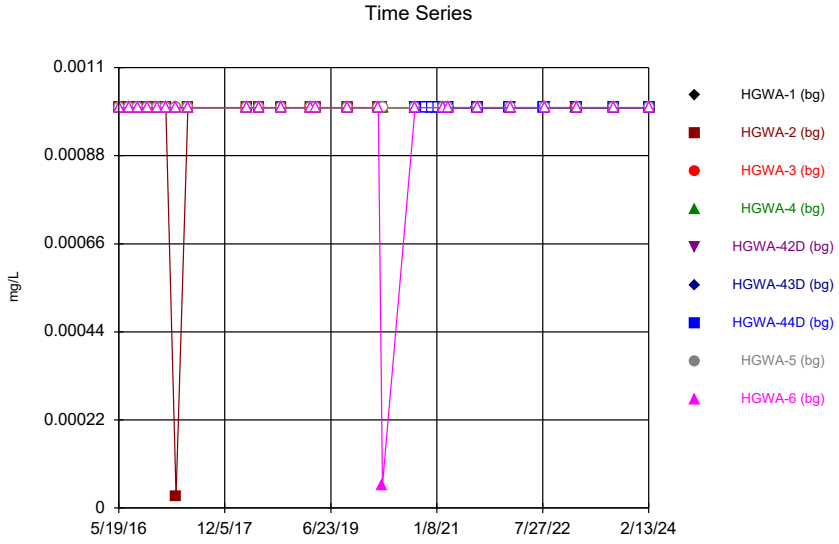

Constituent: Thallium Analysis Run 5/29/2024 4:55 PM View: Appendix IV - UTLs
Plant Hammond Data: Hammond AP-2

Sanitas™ v.10.0.16e Software licensed to . UG

Tolerance Limit

Interwell Non-parametric



Non-parametric test used in lieu of parametric tolerance limit because censored data exceeded 50%. Limit is highest of 153 background values. 83.01% NDs. 97.07% coverage at alpha=0.01; 98.24% coverage at alpha=0.05; 99.41% coverage at alpha=0.5. Report alpha = 0.0003906.

Constituent: Antimony Analysis Run 5/29/2024 4:51 PM View: Appendix IV - UTLs

Plant Hammond Data: Hammond AP-2

Sanitas™ v.10.0.16e Software licensed to . UG

Tolerance Limit

Interwell Non-parametric

Non-parametric test used in lieu of parametric tolerance limit because censored data exceeded 50%. Limit is highest of 186 background values. 81.72% NDs. 99.8% coverage at alpha=0.01; 99.8% coverage at alpha=0.05; 99.8% coverage at alpha=0.5. Report alpha < 0.0001.

Constituent: Arsenic Analysis Run 5/29/2024 4:51 PM View: Appendix IV - UTLs

Plant Hammond Data: Hammond AP-2

Sanitas™ v.10.0.16e Software licensed to . UG

Tolerance Limit

Interwell Non-parametric



Non-parametric test used in lieu of parametric tolerance limit because the Chi Squared normality test showed the data to be non-normal at the 0.01 alpha level. Limit is highest of 186 background values. 99.8% coverage at alpha=0.01; 99.8% coverage at alpha=0.05; 99.8% coverage at alpha=0.5. Report alpha < 0.0001.

Constituent: Barium Analysis Run 5/29/2024 4:51 PM View: Appendix IV - UTLs

Plant Hammond Data: Hammond AP-2

Sanitas™ v.10.0.16e Software licensed to . UG

Tolerance Limit

Interwell Non-parametric

Non-parametric test used in lieu of parametric tolerance limit because censored data exceeded 50%. Limit is highest of 174 background values. 82.76% NDs. 99.8% coverage at alpha=0.01; 99.8% coverage at alpha=0.05; 99.8% coverage at alpha=0.5. Report alpha < 0.0001.

Constituent: Beryllium Analysis Run 5/29/2024 4:51 PM View: Appendix IV - UTLs

Plant Hammond Data: Hammond AP-2

Sanitas™ v.10.0.16e Software licensed to . UG

Tolerance Limit

Interwell Non-parametric



Non-parametric test used in lieu of parametric tolerance limit because censored data exceeded 50%. Limit is highest of 186 background values. 91.94% NDs. 99.8% coverage at alpha=0.01; 99.8% coverage at alpha=0.05; 99.8% coverage at alpha=0.5. Report alpha < 0.0001.

Constituent: Cadmium Analysis Run 5/29/2024 4:51 PM View: Appendix IV - UTLs

Plant Hammond Data: Hammond AP-2

Sanitas™ v.10.0.16e Software licensed to . UG

Tolerance Limit

Interwell Non-parametric



Non-parametric test used in lieu of parametric tolerance limit because censored data exceeded 50%. Limit is highest of 174 background values. 86.21% NDs. 99.8% coverage at alpha=0.01; 99.8% coverage at alpha=0.05; 99.8% coverage at alpha=0.5. Report alpha < 0.0001.

Constituent: Chromium Analysis Run 5/29/2024 4:51 PM View: Appendix IV - UTLs

Plant Hammond Data: Hammond AP-2

Sanitas™ v.10.0.16e Software licensed to . UG

Tolerance Limit

Interwell Non-parametric



Non-parametric test used in lieu of parametric tolerance limit because censored data exceeded 50%. Limit is highest of 186 background values. 69.35% NDs. 99.8% coverage at alpha=0.01; 99.8% coverage at alpha=0.05; 99.8% coverage at alpha=0.5. Report alpha < 0.0001.

Constituent: Cobalt Analysis Run 5/29/2024 4:51 PM View: Appendix IV - UTLs

Plant Hammond Data: Hammond AP-2

Sanitas™ v.10.0.16e Software licensed to . UG

Tolerance Limit

Interwell Parametric

95% coverage. Background Data Summary (based on square root transformation): Mean=0.7496, Std. Dev.=0.2747, n=185. Normality test: Chi Squared @alpha = 0.01, calculated = 9.865, critical = 14.07. Report alpha = 0.05.

Constituent: Combined Radium 226 + 228 Analysis Run 5/29/2024 4:51 PM View: Appendix IV - UTLs

Plant Hammond Data: Hammond AP-2

Sanitas™ v.10.0.16e Software licensed to . UG

Tolerance Limit

Interwell Non-parametric



Non-parametric test used in lieu of parametric tolerance limit because the Chi Squared normality test showed the data to be non-normal at the 0.01 alpha level. Limit is highest of 192 background values. 28.65% NDs. 99.8% coverage at alpha=0.01; 99.8% coverage at alpha=0.05; 99.8% coverage at alpha=0.5. Report alpha < 0.0001.

Constituent: Fluoride Analysis Run 5/29/2024 4:51 PM View: Appendix IV - UTLs

Plant Hammond Data: Hammond AP-2

Sanitas™ v.10.0.16e Software licensed to . UG

Tolerance Limit

Interwell Non-parametric



Non-parametric test used in lieu of parametric tolerance limit because censored data exceeded 50%. Limit is highest of 174 background values. 75.86% NDs. 99.8% coverage at alpha=0.01; 99.8% coverage at alpha=0.05; 99.8% coverage at alpha=0.5. Report alpha < 0.0001.

Constituent: Lead Analysis Run 5/29/2024 4:51 PM View: Appendix IV - UTLs

Plant Hammond Data: Hammond AP-2

Sanitas™ v.10.0.16e Software licensed to . UG

Tolerance Limit

Interwell Non-parametric

Non-parametric test used in lieu of parametric tolerance limit because the Chi Squared normality test showed the data to be non-normal at the 0.01 alpha level. Limit is highest of 182 background values. 18.13% NDs. 99.8% coverage at alpha=0.01; 99.8% coverage at alpha=0.05; 99.8% coverage at alpha=0.5. Report alpha < 0.0001.

Constituent: Lithium Analysis Run 5/29/2024 4:51 PM View: Appendix IV - UTLs

Plant Hammond Data: Hammond AP-2

Sanitas™ v.10.0.16e Software licensed to . UG

Tolerance Limit

Interwell Non-parametric

Non-parametric test used in lieu of parametric tolerance limit because censored data exceeded 50%. Limit is highest of 130 background values. 93.85% NDs. 96.68% coverage at alpha=0.01; 97.85% coverage at alpha=0.05; 99.41% coverage at alpha=0.5. Report alpha = 0.001271.

Constituent: Mercury Analysis Run 5/29/2024 4:51 PM View: Appendix IV - UTLs

Plant Hammond Data: Hammond AP-2

Sanitas™ v.10.0.16e Software licensed to . UG

Tolerance Limit

Interwell Non-parametric

Non-parametric test used in lieu of parametric tolerance limit because censored data exceeded 50%. Limit is highest of 172 background values. 82.56% NDs. 99.8% coverage at alpha=0.01; 99.8% coverage at alpha=0.05; 99.8% coverage at alpha=0.5. Report alpha < 0.0001.

Constituent: Molybdenum Analysis Run 5/29/2024 4:51 PM View: Appendix IV - UTLs

Plant Hammond Data: Hammond AP-2

Sanitas™ v.10.0.16e Software licensed to . UG

Tolerance Limit

Interwell Non-parametric

Non-parametric test used in lieu of parametric tolerance limit because censored data exceeded 50%. Limit is highest of 186 background values. 97.31% NDs. 99.8% coverage at alpha=0.01; 99.8% coverage at alpha=0.05; 99.8% coverage at alpha=0.5. Report alpha < 0.0001.

Constituent: Selenium Analysis Run 5/29/2024 4:51 PM View: Appendix IV - UTLs

Plant Hammond Data: Hammond AP-2

Sanitas™ v.10.0.16e Software licensed to . UG

Tolerance Limit

Interwell Non-parametric

Non-parametric test used in lieu of parametric tolerance limit because censored data exceeded 50%. Limit is highest of 186 background values. 98.92% NDs. 99.8% coverage at alpha=0.01; 99.8% coverage at alpha=0.05; 99.8% coverage at alpha=0.5. Report alpha < 0.0001.

Constituent: Thallium Analysis Run 5/29/2024 4:51 PM View: Appendix IV - UTLs

Plant Hammond Data: Hammond AP-2

FIGURE G.

PLANT HAMMOND AP-2 GWPS				
Constituent Name	**MCL**	**CCR-Rule Specified**	**Background Limit**	**GWPS**
Antimony, Total (mg/L)	0.006		0.003	0.006
Arsenic, Total (mg/L)	0.01		0.005	0.01
Barium, Total (mg/L)	2		0.46	2
Beryllium, Total (mg/L)	0.004		0.0005	0.004
Cadmium, Total (mg/L)	0.005		0.0005	0.005
Chromium, Total (mg/L)	0.1		0.019	0.1
Cobalt, Total (mg/L)	n/a	0.006	0.038	0.038
Combined Radium, Total (pCi/L)	5		1.58	5
Fluoride, Total (mg/L)	4		1.5	4
Lead, Total (mg/L)	n/a	0.015	0.001	0.015
Lithium, Total (mg/L)	n/a	0.04	0.064	0.064
Mercury, Total (mg/L)	0.002		0.0002	0.002
Molybdenum, Total (mg/L)	n/a	0.1	0.01	0.1
Selenium, Total (mg/L)	0.05		0.005	0.05
Thallium, Total (mg/L)	0.002		0.001	0.002

**Grey cell indidcates background is higher than MCL or CCR-Rule*

**MCL = Maximum Contaminant Level*

**CCR = Coal Combustion Residuals*

**GWPS = Groundwater Protection Statard*

FIGURE H.

Confidence Interval Summary Table - Significant Results

Plant Hammond Client: Southern Company Data: Hammond AP-2 Printed 5/21/2024, 8:28 PM

Constituent	Well	Upper Lim.	Lower Lim.	Compliance	Sig.	N	%NDs	ND Adj.	Transform	Alpha	Method
Cobalt (mg/L)	**HGWC-18**	**0.1816**	**0.1552**	**0.038**	**Yes**	**25**	**0**	**None**	**No**	**0.01**	**Param.**
Cobalt (mg/L)	**MW-33**	**0.05654**	**0.04463**	**0.038**	**Yes**	**12**	**0**	**None**	**No**	**0.01**	**Param.**
Cobalt (mg/L)	**MW-35**	**0.09341**	**0.08279**	**0.038**	**Yes**	**10**	**0**	**None**	**No**	**0.01**	**Param.**

Confidence Interval Summary Table - All Results

Plant Hammond Client: Southern Company Data: Hammond AP-2 Printed 5/21/2024, 8:28 PM

Constituent	Well	Upper Lim.	Lower Lim.	Compliance	Sig.	N	%NDs	ND Adj.	Transform	Alpha	Method
Antimony (mg/L)	HGWC-14	0.0032	0.001	0.006	No	19	78.95	None	No	0.01	NP (NDs)
Antimony (mg/L)	HGWC-15	0.003	0.0021	0.006	No	19	73.68	None	No	0.01	NP (NDs)
Antimony (mg/L)	HGWC-18	0.003	0.0008	0.006	No	19	94.74	None	No	0.01	NP (NDs)
Antimony (mg/L)	MW-22	0.003	0.003	0.006	No	10	90	None	No	0.011	NP (NDs)
Antimony (mg/L)	MW-23D	0.003	0.003	0.006	No	10	90	None	No	0.011	NP (NDs)
Antimony (mg/L)	MW-33	0.003	0.00046	0.006	No	8	87.5	None	No	0.004	NP (NDs)
Antimony (mg/L)	MW-34D	0.003	0.0018	0.006	No	6	83.33	None	No	0.0155	NP (NDs)
Antimony (mg/L)	MW-35	0.003	0.00041	0.006	No	8	75	None	No	0.004	NP (NDs)
Antimony (mg/L)	MW-37D	0.003	0.00079	0.006	No	8	87.5	None	No	0.004	NP (NDs)
Arsenic (mg/L)	HGWC-14	0.005508	0.00373	0.01	No	25	12	None	No	0.01	Param.
Arsenic (mg/L)	HGWC-15	0.005	0.0008	0.01	No	25	88	None	No	0.01	NP (NDs)
Arsenic (mg/L)	HGWC-16	0.005	0.0012	0.01	No	25	84	None	No	0.01	NP (NDs)
Arsenic (mg/L)	HGWC-17	0.005	0.0028	0.01	No	25	72	None	No	0.01	NP (NDs)
Arsenic (mg/L)	HGWC-18	0.006543	0.004708	0.01	No	25	0	None	No	0.01	Param.
Arsenic (mg/L)	MW-21D	0.005	0.0013	0.01	No	15	73.33	None	No	0.01	NP (NDs)
Arsenic (mg/L)	MW-22	0.005	0.00045	0.01	No	14	92.86	None	No	0.01	NP (NDs)
Arsenic (mg/L)	MW-23D	0.005	0.001	0.01	No	14	85.71	None	No	0.01	NP (NDs)
Arsenic (mg/L)	MW-33	0.006668	0.003405	0.01	No	11	9.091	None	No	0.01	Param.
Arsenic (mg/L)	MW-34D	0.004857	0.001316	0.01	No	8	12.5	None	No	0.01	Param.
Arsenic (mg/L)	MW-35	0.006343	0.004337	0.01	No	10	20	Kaplan-Meier	No	0.01	Param.
Arsenic (mg/L)	MW-37D	0.005	0.0021	0.01	No	10	70	Kaplan-Meier	No	0.011	NP (NDs)
Arsenic (mg/L)	MW-51	0.006226	0.002258	0.01	No	6	16.67	Kaplan-Meier	No	0.01	Param.
Barium (mg/L)	HGWC-14	0.022	0.018	2	No	25	4	None	No	0.01	NP (normality)
Barium (mg/L)	HGWC-15	0.02587	0.01753	2	No	25	0	None	No	0.01	Param.
Barium (mg/L)	HGWC-16	0.1103	0.1004	2	No	25	0	None	No	0.01	Param.
Barium (mg/L)	HGWC-17	0.02618	0.02361	2	No	25	0	None	No	0.01	Param.
Barium (mg/L)	HGWC-18	0.032	0.026	2	No	25	4	None	No	0.01	NP (normality)
Barium (mg/L)	MW-21D	0.06246	0.03874	2	No	15	0	None	No	0.01	Param.
Barium (mg/L)	MW-22	0.02721	0.01486	2	No	14	0	None	sqrt(x)	0.01	Param.
Barium (mg/L)	MW-23D	0.06348	0.04823	2	No	14	0	None	No	0.01	Param.
Barium (mg/L)	MW-33	0.02608	0.01955	2	No	11	0	None	No	0.01	Param.
Barium (mg/L)	MW-34D	0.04375	0.0335	2	No	8	0	None	No	0.01	Param.
Barium (mg/L)	MW-35	0.02828	0.02152	2	No	10	0	None	No	0.01	Param.
Barium (mg/L)	MW-37D	0.1575	0.1145	2	No	10	0	None	No	0.01	Param.
Barium (mg/L)	MW-51	0.04199	0.02312	2	No	6	0	None	sqrt(x)	0.01	Param.
Beryllium (mg/L)	HGWC-14	0.00056	0.0004	0.004	No	23	8.696	None	No	0.01	NP (normality)
Beryllium (mg/L)	HGWC-17	0.0005	0.0001	0.004	No	23	78.26	None	No	0.01	NP (NDs)
Beryllium (mg/L)	HGWC-18	0.00331	0.002697	0.004	No	23	4.348	None	No	0.01	Param.
Beryllium (mg/L)	MW-22	0.0005	0.00007	0.004	No	14	57.14	None	No	0.01	NP (NDs)
Beryllium (mg/L)	MW-33	0.001053	0.000716	0.004	No	11	0	None	x^2	0.01	Param.
Beryllium (mg/L)	MW-34D	0.0005	0.000065	0.004	No	8	75	None	No	0.004	NP (NDs)
Beryllium (mg/L)	MW-35	0.0006594	0.0004286	0.004	No	10	0	None	No	0.01	Param.
Beryllium (mg/L)	MW-37D	0.0005	0.0005	0.004	No	10	90	None	No	0.011	NP (NDs)
Beryllium (mg/L)	MW-51	0.0004839	0.00007606	0.004	No	6	0	None	No	0.01	Param.
Cadmium (mg/L)	HGWC-14	0.0005	0.00012	0.005	No	25	56	None	No	0.01	NP (NDs)
Cadmium (mg/L)	HGWC-15	0.002071	0.001313	0.005	No	25	0	None	No	0.01	Param.
Cadmium (mg/L)	HGWC-17	0.0005	0.00007	0.005	No	25	96	None	No	0.01	NP (NDs)
Cadmium (mg/L)	HGWC-18	0.0024	0.0016	0.005	No	25	4	None	No	0.01	NP (normality)
Cadmium (mg/L)	MW-22	0.002066	0.001671	0.005	No	14	0	None	x^4	0.01	Param.
Cadmium (mg/L)	MW-23D	0.0025	0.00015	0.005	No	14	35.71	None	No	0.01	NP (normality)
Cadmium (mg/L)	MW-33	0.00022	0.00014	0.005	No	11	9.091	None	No	0.006	NP (normality)
Cadmium (mg/L)	MW-34D	0.00147	0.0002074	0.005	No	8	25	Kaplan-Meier	sqrt(x)	0.01	Param.
Cadmium (mg/L)	MW-35	0.001694	0.001012	0.005	No	10	0	None	No	0.01	Param.
Cadmium (mg/L)	MW-51	0.001409	0	0.005	No	6	0	None	No	0.01	Param.
Chromium (mg/L)	HGWC-14	0.005	0.00066	0.1	No	23	91.3	None	No	0.01	NP (NDs)
Chromium (mg/L)	HGWC-15	0.005	0.0012	0.1	No	23	86.96	None	No	0.01	NP (NDs)
Chromium (mg/L)	HGWC-16	0.005	0.0021	0.1	No	23	86.96	None	No	0.01	NP (NDs)
Chromium (mg/L)	HGWC-17	0.005	0.0018	0.1	No	23	86.96	None	No	0.01	NP (NDs)
Chromium (mg/L)	HGWC-18	0.005	0.00063	0.1	No	23	86.96	None	No	0.01	NP (NDs)
Chromium (mg/L)	MW-21D	0.005	0.00074	0.1	No	15	86.67	None	No	0.01	NP (NDs)
Chromium (mg/L)	MW-22	0.005	0.00075	0.1	No	14	85.71	None	No	0.01	NP (NDs)
Chromium (mg/L)	MW-23D	0.005	0.00086	0.1	No	14	85.71	None	No	0.01	NP (NDs)
Chromium (mg/L)	MW-33	0.005	0.005	0.1	No	11	90.91	None	No	0.006	NP (NDs)
Chromium (mg/L)	MW-34D	0.0059	0.005	0.1	No	8	87.5	None	No	0.004	NP (NDs)
Chromium (mg/L)	MW-35	0.005	0.00083	0.1	No	10	80	None	No	0.011	NP (NDs)
Chromium (mg/L)	MW-37D	0.005	0.0048	0.1	No	10	80	None	No	0.011	NP (NDs)
Cobalt (mg/L)	HGWC-14	0.034	0.0253	0.038	No	25	4	None	No	0.01	NP (normality)
Cobalt (mg/L)	HGWC-15	0.04029	0.02179	0.038	No	25	0	None	No	0.01	Param.

Confidence Interval Summary Table - All Results

Plant Hammond Client: Southern Company Data: Hammond AP-2 Printed 5/21/2024, 8:28 PM

Constituent	Well	Upper Lim.	Lower Lim.	Compliance	Sig.	N	%NDs	ND Adj.	Transform	Alpha	Method
Cobalt (mg/L)	HGWC-16	0.005	0.00037	0.038	No	25	92	None	No	0.01	NP (NDs)
Cobalt (mg/L)	HGWC-17	0.01544	0.01252	0.038	No	25	0	None	x^2	0.01	Param.
Cobalt (mg/L)	**HGWC-18**	**0.1816**	**0.1552**	**0.038**	**Yes**	**25**	**0**	**None**	**No**	**0.01**	**Param.**
Cobalt (mg/L)	MW-21D	0.005	0.00034	0.038	No	15	93.33	None	No	0.01	NP (NDs)
Cobalt (mg/L)	MW-22	0.03437	0.02062	0.038	No	14	0	None	No	0.01	Param.
Cobalt (mg/L)	MW-23D	0.001104	0.000883	0.038	No	14	0	None	No	0.01	Param.
Cobalt (mg/L)	**MW-33**	**0.05654**	**0.04463**	**0.038**	**Yes**	**12**	**0**	**None**	**No**	**0.01**	**Param.**
Cobalt (mg/L)	MW-34D	0.009192	0.005521	0.038	No	8	0	None	x^(1/3)	0.01	Param.
Cobalt (mg/L)	**MW-35**	**0.09341**	**0.08279**	**0.038**	**Yes**	**10**	**0**	**None**	**No**	**0.01**	**Param.**
Cobalt (mg/L)	MW-37D	0.005	0.0015	0.038	No	10	80	None	No	0.011	NP (NDs)
Cobalt (mg/L)	MW-51	0.04193	0.01707	0.038	No	6	0	None	No	0.01	Param.
Combined Radium 226 + 228 (pCi/L)	HGWC-14	1.507	1.037	5	No	25	0	None	No	0.01	Param.
Combined Radium 226 + 228 (pCi/L)	HGWC-15	0.8591	0.4811	5	No	25	0	None	No	0.01	Param.
Combined Radium 226 + 228 (pCi/L)	HGWC-16	0.8822	0.4816	5	No	25	0	None	No	0.01	Param.
Combined Radium 226 + 228 (pCi/L)	HGWC-17	0.9603	0.6466	5	No	25	0	None	No	0.01	Param.
Combined Radium 226 + 228 (pCi/L)	HGWC-18	2.082	1.49	5	No	25	0	None	No	0.01	Param.
Combined Radium 226 + 228 (pCi/L)	MW-21D	0.9196	0.3722	5	No	15	0	None	sqrt(x)	0.01	Param.
Combined Radium 226 + 228 (pCi/L)	MW-22	0.9711	0.3989	5	No	14	0	None	No	0.01	Param.
Combined Radium 226 + 228 (pCi/L)	MW-23D	0.9587	0.4479	5	No	14	0	None	No	0.01	Param.
Combined Radium 226 + 228 (pCi/L)	MW-33	2.103	0.9052	5	No	11	0	None	No	0.01	Param.
Combined Radium 226 + 228 (pCi/L)	MW-34D	1.081	0.3795	5	No	8	0	None	No	0.01	Param.
Combined Radium 226 + 228 (pCi/L)	MW-35	2.325	0.9014	5	No	10	0	None	sqrt(x)	0.01	Param.
Combined Radium 226 + 228 (pCi/L)	MW-37D	1.147	0.2094	5	No	10	0	None	No	0.01	Param.
Combined Radium 226 + 228 (pCi/L)	MW-51	1.099	0.3869	5	No	6	0	None	x^2	0.01	Param.
Fluoride (mg/L)	HGWC-14	0.1626	0.07728	4	No	26	19.23	Kaplan-Meier	ln(x)	0.01	Param.
Fluoride (mg/L)	HGWC-15	0.12	0.09	4	No	26	38.46	None	No	0.01	NP (normality)
Fluoride (mg/L)	HGWC-16	0.1078	0.04179	4	No	26	50	Kaplan-Meier	ln(x)	0.01	Param.
Fluoride (mg/L)	HGWC-17	0.1331	0.05794	4	No	26	26.92	Kaplan-Meier	ln(x)	0.01	Param.
Fluoride (mg/L)	HGWC-18	0.5828	0.3657	4	No	26	3.846	None	No	0.01	Param.
Fluoride (mg/L)	MW-21D	0.1	0.1	4	No	15	80	None	No	0.01	NP (NDs)
Fluoride (mg/L)	MW-22	0.13	0.064	4	No	14	64.29	None	No	0.01	NP (NDs)
Fluoride (mg/L)	MW-23D	0.14	0.074	4	No	14	64.29	None	No	0.01	NP (NDs)
Fluoride (mg/L)	MW-33	0.257	0.1222	4	No	12	0	None	No	0.01	Param.
Fluoride (mg/L)	MW-34D	0.08583	0.05783	4	No	8	25	Kaplan-Meier	No	0.01	Param.
Fluoride (mg/L)	MW-35	0.1112	0.05279	4	No	10	10	None	No	0.01	Param.
Fluoride (mg/L)	MW-37D	0.0936	0.0552	4	No	10	0	None	No	0.01	Param.
Fluoride (mg/L)	MW-51	0.1634	0.05656	4	No	6	0	None	No	0.01	Param.
Lead (mg/L)	HGWC-14	0.001627	0.0012	0.015	No	23	8.696	None	No	0.01	Param.
Lead (mg/L)	HGWC-15	0.001	0.001	0.015	No	23	78.26	None	No	0.01	NP (NDs)
Lead (mg/L)	HGWC-16	0.001	0.0001	0.015	No	23	60.87	None	No	0.01	NP (NDs)
Lead (mg/L)	HGWC-17	0.001	0.0001	0.015	No	23	60.87	None	No	0.01	NP (NDs)
Lead (mg/L)	HGWC-18	0.001367	0.001027	0.015	No	23	8.696	None	No	0.01	Param.
Lead (mg/L)	MW-21D	0.001	0.000073	0.015	No	15	73.33	None	No	0.01	NP (NDs)
Lead (mg/L)	MW-22	0.001	0.0001	0.015	No	14	78.57	None	No	0.01	NP (NDs)
Lead (mg/L)	MW-23D	0.001	0.00016	0.015	No	14	85.71	None	No	0.01	NP (NDs)
Lead (mg/L)	MW-33	0.001623	0	0.015	No	11	18.18	Kaplan-Meier	x^6	0.01	Param.
Lead (mg/L)	MW-34D	0.001	0.00087	0.015	No	8	87.5	Kaplan-Meier	No	0.004	NP (NDs)
Lead (mg/L)	MW-35	0.001	0.00035	0.015	No	10	40	None	No	0.011	NP (normality)
Lead (mg/L)	MW-37D	0.001	0.00039	0.015	No	10	70	None	No	0.011	NP (NDs)
Lithium (mg/L)	HGWC-14	0.03	0.0029	0.064	No	25	96	None	No	0.01	NP (NDs)
Lithium (mg/L)	HGWC-15	0.006913	0.002454	0.064	No	25	24	Kaplan-Meier	ln(x)	0.01	Param.
Lithium (mg/L)	HGWC-16	0.0041	0.0029	0.064	No	24	4.167	None	No	0.01	NP (normality)
Lithium (mg/L)	HGWC-17	0.03	0.0012	0.064	No	24	45.83	None	No	0.01	NP (normality)
Lithium (mg/L)	HGWC-18	0.01402	0.01183	0.064	No	24	0	None	No	0.01	Param.
Lithium (mg/L)	MW-21D	0.0243	0.01876	0.064	No	15	0	None	No	0.01	Param.
Lithium (mg/L)	MW-22	0.0015	0.0011	0.064	No	14	7.143	None	No	0.01	NP (normality)
Lithium (mg/L)	MW-23D	0.002491	0.001966	0.064	No	14	0	None	No	0.01	Param.
Lithium (mg/L)	MW-33	0.03	0.00086	0.064	No	10	20	None	No	0.011	NP (normality)
Lithium (mg/L)	MW-34D	0.015	0.001	0.064	No	7	14.29	None	No	0.008	NP (normality)
Lithium (mg/L)	MW-35	0.0046	0.0031	0.064	No	10	10	None	No	0.011	NP (normality)
Lithium (mg/L)	MW-37D	0.03521	0.02234	0.064	No	9	0	None	No	0.01	Param.
Lithium (mg/L)	MW-51	0.002094	0.0008331	0.064	No	6	0	None	No	0.01	Param.
Mercury (mg/L)	HGWC-18	0.0002	0.00008	0.002	No	16	68.75	None	No	0.01	NP (NDs)
Mercury (mg/L)	MW-22	0.0002	0.00016	0.002	No	8	87.5	None	No	0.004	NP (NDs)
Mercury (mg/L)	MW-23D	0.0002	0.00017	0.002	No	8	87.5	None	No	0.004	NP (NDs)
Mercury (mg/L)	MW-35	0.00084	0.00014	0.002	No	6	50	None	No	0.0155	NP (normality)
Mercury (mg/L)	MW-51	0.0002	0.00013	0.002	No	5	80	None	No	0.031	NP (NDs)
Molybdenum (mg/L)	HGWC-15	0.01	0.0007	0.1	No	23	95.65	None	No	0.01	NP (NDs)

Confidence Interval Summary Table - All Results

Plant Hammond Client: Southern Company Data: Hammond AP-2 Printed 5/21/2024, 8:28 PM

Constituent	Well	Upper Lim.	Lower Lim.	Compliance	Sig.	N	%NDs	ND Adj.	Transform	Alpha	Method
Molybdenum (mg/L)	MW-21D	0.02886	0.01764	0.1	No	15	0	None	sqrt(x)	0.01	Param.
Molybdenum (mg/L)	MW-22	0.01	0.00013	0.1	No	14	92.86	None	No	0.01	NP (NDs)
Molybdenum (mg/L)	MW-23D	0.004132	0.002811	0.1	No	14	7.143	None	No	0.01	Param.
Molybdenum (mg/L)	MW-37D	0.01788	0.003694	0.1	No	9	0	None	No	0.01	Param.
Selenium (mg/L)	HGWC-14	0.01139	0.006143	0.05	No	25	0	None	No	0.01	Param.
Selenium (mg/L)	HGWC-15	0.005	0.0041	0.05	No	25	84	None	No	0.01	NP (NDs)
Selenium (mg/L)	HGWC-16	0.005	0.000089	0.05	No	25	96	None	No	0.01	NP (NDs)
Selenium (mg/L)	HGWC-17	0.005	0.0023	0.05	No	25	88	None	No	0.01	NP (NDs)
Selenium (mg/L)	HGWC-18	0.03214	0.01464	0.05	No	25	4	None	sqrt(x)	0.01	Param.
Selenium (mg/L)	MW-22	0.005	0.002	0.05	No	14	92.86	None	No	0.01	NP (NDs)
Selenium (mg/L)	MW-33	0.02152	0.0078	0.05	No	11	0	None	x^(1/3)	0.01	Param.
Selenium (mg/L)	MW-34D	0.005	0.0016	0.05	No	8	75	None	No	0.004	NP (NDs)
Selenium (mg/L)	MW-35	0.01866	0.006011	0.05	No	10	0	None	x^(1/3)	0.01	Param.
Selenium (mg/L)	MW-51	0.003691	0.001565	0.05	No	6	33.33	Kaplan-Meier	sqrt(x)	0.01	Param.
Thallium (mg/L)	HGWC-14	0.000306	0.00027	0.002	No	25	4	None	No	0.01	NP (normality)
Thallium (mg/L)	HGWC-15	0.001	0.00022	0.002	No	25	96	None	No	0.01	NP (NDs)
Thallium (mg/L)	HGWC-17	0.001	0.00014	0.002	No	25	68	None	No	0.01	NP (NDs)
Thallium (mg/L)	HGWC-18	0.001	0.00016	0.002	No	25	52	None	No	0.01	NP (NDs)
Thallium (mg/L)	MW-33	0.001	0.00022	0.002	No	11	18.18	None	No	0.006	NP (normality)
Thallium (mg/L)	MW-34D	0.001	0.00015	0.002	No	8	87.5	None	No	0.004	NP (NDs)
Thallium (mg/L)	MW-35	0.001	0.001	0.002	No	10	90	None	No	0.011	NP (NDs)

Sanitas™ v.10.0.16 . UG

Non-Parametric Confidence Interval

Compliance Limit is not exceeded. Per-well alpha = 0.01 except as noted.

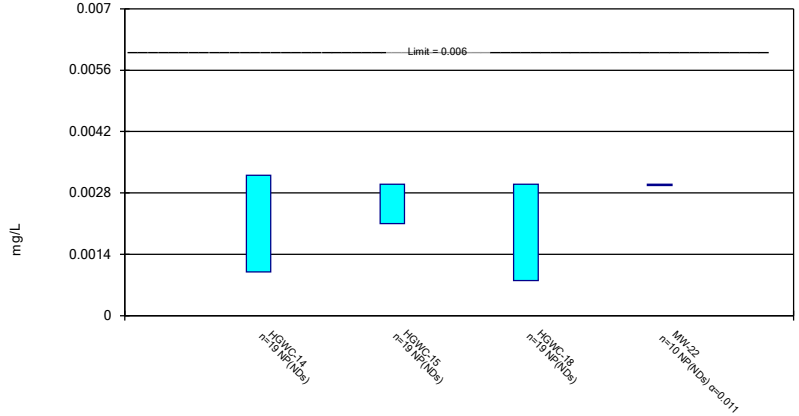

Constituent: Antimony Analysis Run 5/21/2024 8:26 PM View: Appendix IV - Confidence Intervals

Plant Hammond Client: Southern Company Data: Hammond AP-2

Sanitas™ v.10.0.16 . UG

Non-Parametric Confidence Interval

Compliance Limit is not exceeded.

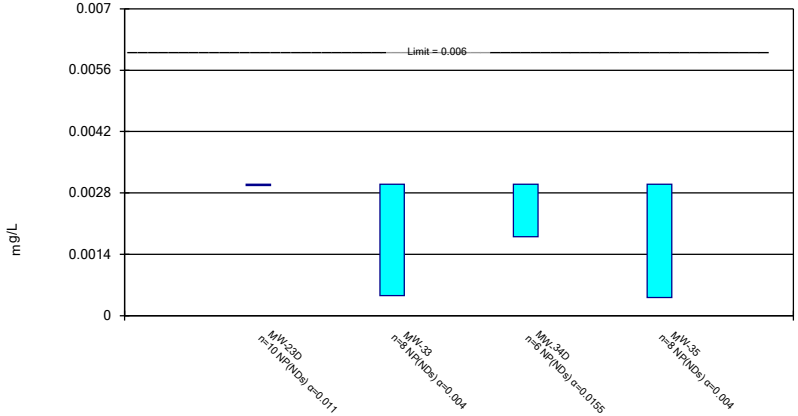

Constituent: Antimony Analysis Run 5/21/2024 8:26 PM View: Appendix IV - Confidence Intervals

Plant Hammond Client: Southern Company Data: Hammond AP-2

Sanitas™ v.10.0.16 . UG

Non-Parametric Confidence Interval

Compliance Limit is not exceeded.

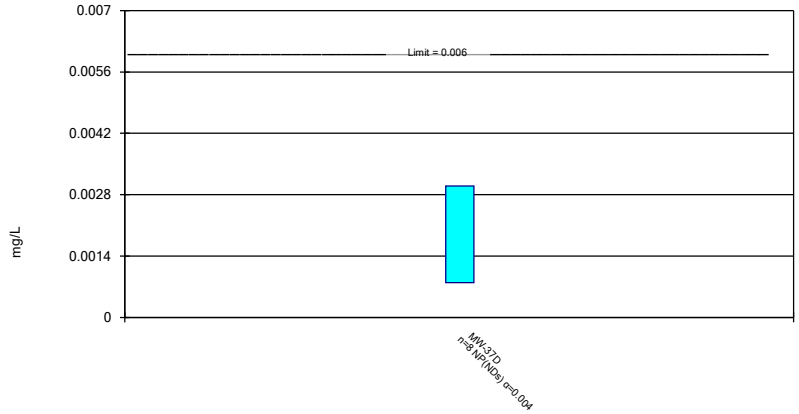

Constituent: Antimony Analysis Run 5/21/2024 8:26 PM View: Appendix IV - Confidence Intervals

Plant Hammond Client: Southern Company Data: Hammond AP-2

Sanitas™ v.10.0.16 . UG

Parametric and Non-Parametric (NP) Confidence Interval

Compliance Limit is not exceeded. Per-well alpha = 0.01. Normality Test: Shapiro Wilk, alpha based on n.

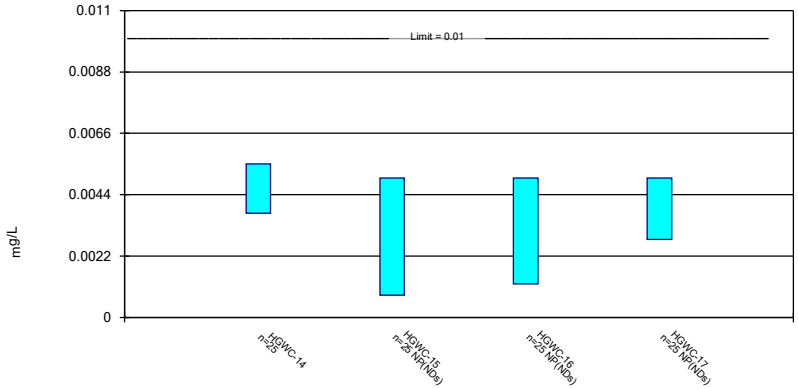

Constituent: Arsenic Analysis Run 5/21/2024 8:26 PM View: Appendix IV - Confidence Intervals

Plant Hammond Client: Southern Company Data: Hammond AP-2

Sanitas™ v.10.0.16 . UG

Parametric and Non-Parametric (NP) Confidence Interval

Compliance Limit is not exceeded. Per-well alpha = 0.01. Normality Test: Shapiro Wilk, alpha based on n.

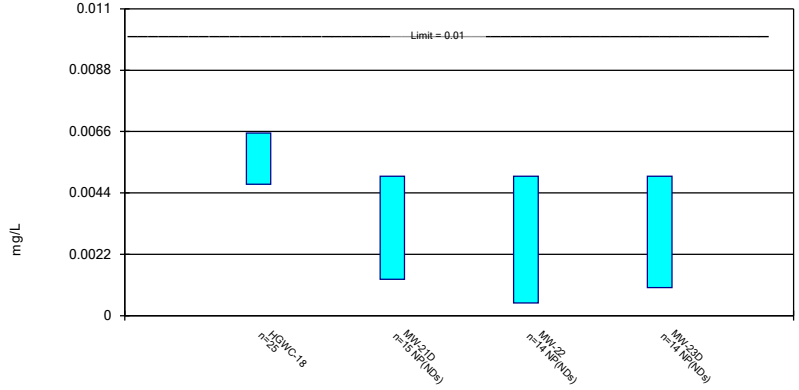

Constituent: Arsenic Analysis Run 5/21/2024 8:26 PM View: Appendix IV - Confidence Intervals

Plant Hammond Client: Southern Company Data: Hammond AP-2

Sanitas™ v.10.0.16 . UG

Parametric and Non-Parametric (NP) Confidence Interval

Compliance Limit is not exceeded. Per-well alpha = 0.01 except as noted. Normality Test: Shapiro Wilk, alpha based on n.

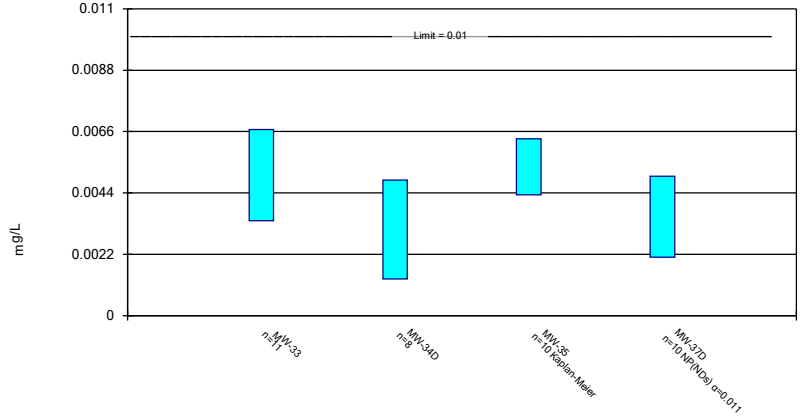

Constituent: Arsenic Analysis Run 5/21/2024 8:26 PM View: Appendix IV - Confidence Intervals

Plant Hammond Client: Southern Company Data: Hammond AP-2

Sanitas™ v.10.0.16 . UG

Parametric Confidence Interval

Compliance Limit is not exceeded. Per-well alpha = 0.01. Normality Test: Shapiro Wilk, alpha based on n.

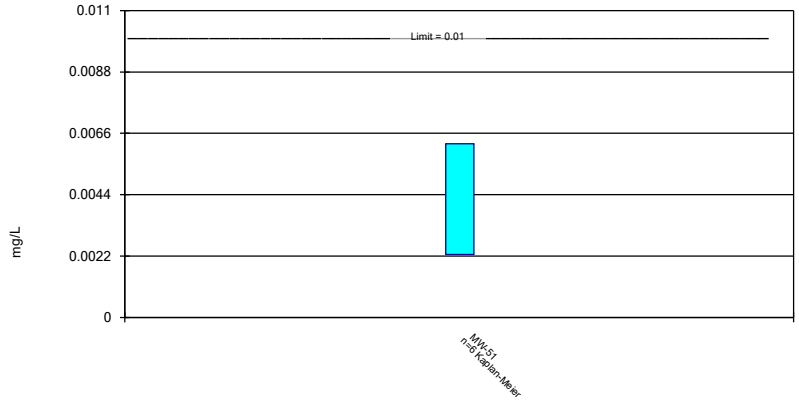

Constituent: Arsenic Analysis Run 5/21/2024 8:26 PM View: Appendix IV - Confidence Intervals

Plant Hammond Client: Southern Company Data: Hammond AP-2

Sanitas™ v.10.0.16 . UG

Parametric and Non-Parametric (NP) Confidence Interval

Compliance Limit is not exceeded. Per-well alpha = 0.01. Normality Test: Shapiro Wilk, alpha based on n.

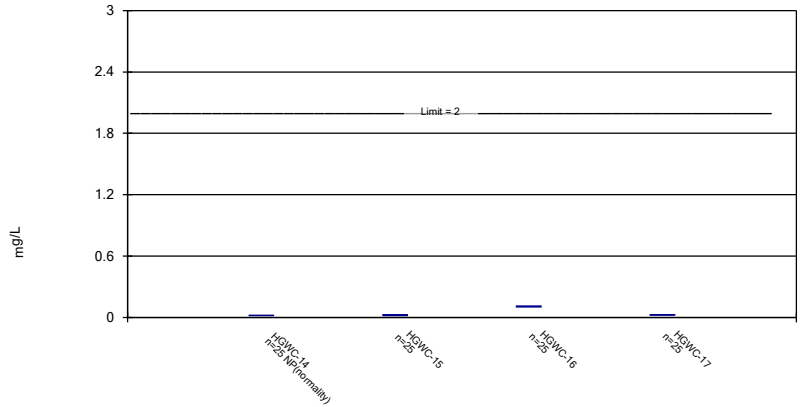

Constituent: Barium Analysis Run 5/21/2024 8:26 PM View: Appendix IV - Confidence Intervals

Plant Hammond Client: Southern Company Data: Hammond AP-2

Sanitas™ v.10.0.16 . UG

Parametric and Non-Parametric (NP) Confidence Interval

Compliance Limit is not exceeded. Per-well alpha = 0.01. Normality Test: Shapiro Wilk, alpha based on n.

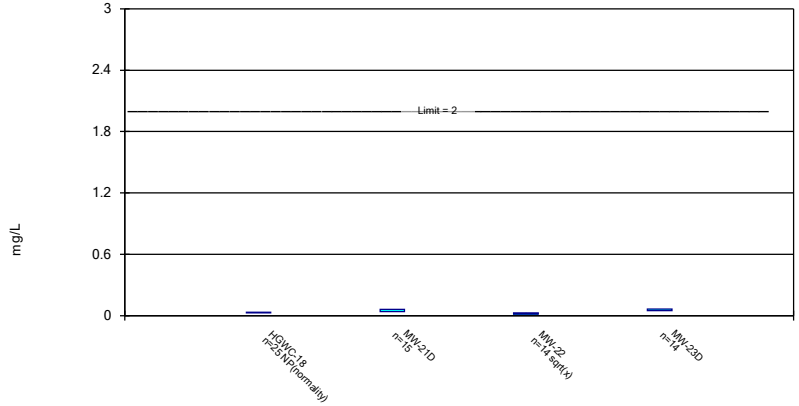

Constituent: Barium Analysis Run 5/21/2024 8:26 PM View: Appendix IV - Confidence Intervals
Plant Hammond Client: Southern Company Data: Hammond AP-2

Sanitas™ v.10.0.16 . UG

Parametric Confidence Interval

Compliance Limit is not exceeded. Per-well alpha = 0.01. Normality Test: Shapiro Wilk, alpha based on n.

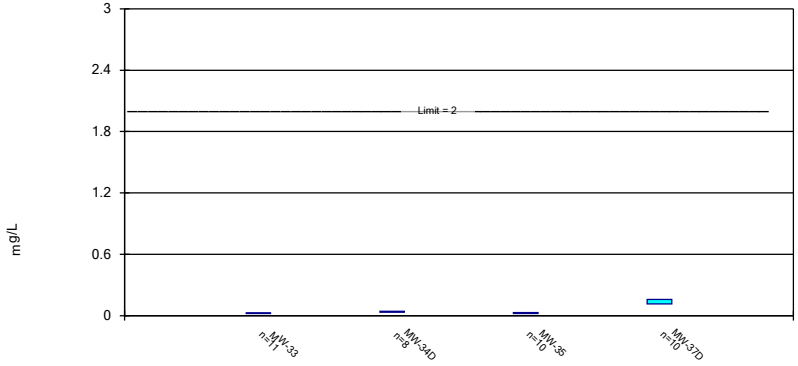

Constituent: Barium Analysis Run 5/21/2024 8:26 PM View: Appendix IV - Confidence Intervals
Plant Hammond Client: Southern Company Data: Hammond AP-2

Sanitas™ v.10.0.16 . UG

Parametric Confidence Interval

Compliance Limit is not exceeded. Per-well alpha = 0.01. Normality Test: Shapiro Wilk, alpha based on n.



Constituent: Barium Analysis Run 5/21/2024 8:26 PM View: Appendix IV - Confidence Intervals
Plant Hammond Client: Southern Company Data: Hammond AP-2

Sanitas™ v.10.0.16 . UG

Parametric and Non-Parametric (NP) Confidence Interval

Compliance Limit is not exceeded. Per-well alpha = 0.01. Normality Test: Shapiro Wilk, alpha based on n.

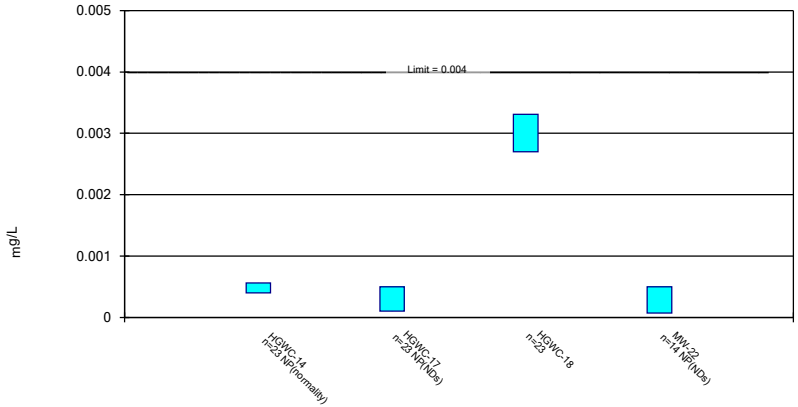

Constituent: Beryllium Analysis Run 5/21/2024 8:26 PM View: Appendix IV - Confidence Intervals
Plant Hammond Client: Southern Company Data: Hammond AP-2

Sanitas™ v.10.0.16 . UG

Parametric and Non-Parametric (NP) Confidence Interval

Compliance Limit is not exceeded. Per-well alpha = 0.01 except as noted. Normality Test: Shapiro Wilk, alpha based on n.

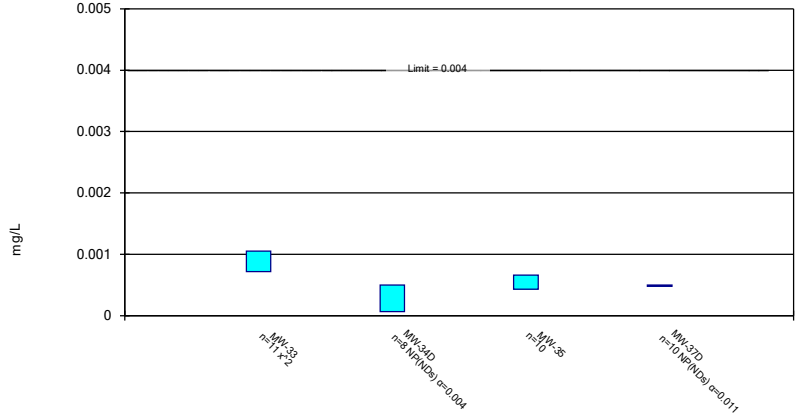

Constituent: Beryllium Analysis Run 5/21/2024 8:26 PM View: Appendix IV - Confidence Intervals

Plant Hammond Client: Southern Company Data: Hammond AP-2

Sanitas™ v.10.0.16 . UG

Parametric Confidence Interval

Compliance Limit is not exceeded. Per-well alpha = 0.01. Normality Test: Shapiro Wilk, alpha based on n.

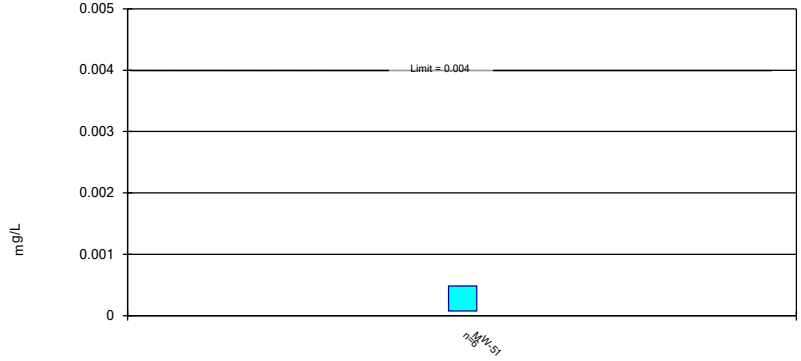

Constituent: Beryllium Analysis Run 5/21/2024 8:26 PM View: Appendix IV - Confidence Intervals

Plant Hammond Client: Southern Company Data: Hammond AP-2

Sanitas™ v.10.0.16 . UG

Parametric and Non-Parametric (NP) Confidence Interval

Compliance Limit is not exceeded. Per-well alpha = 0.01. Normality Test: Shapiro Wilk, alpha based on n.

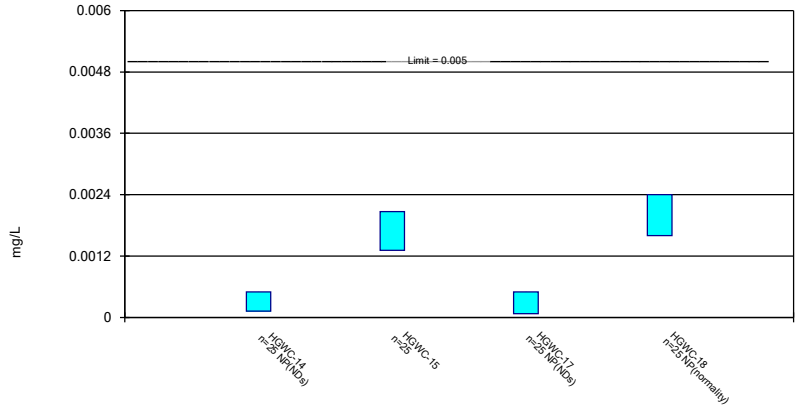

Constituent: Cadmium Analysis Run 5/21/2024 8:26 PM View: Appendix IV - Confidence Intervals

Plant Hammond Client: Southern Company Data: Hammond AP-2

Sanitas™ v.10.0.16 . UG

Parametric and Non-Parametric (NP) Confidence Interval

Compliance Limit is not exceeded. Per-well alpha = 0.01 except as noted. Normality Test: Shapiro Wilk, alpha based on n.

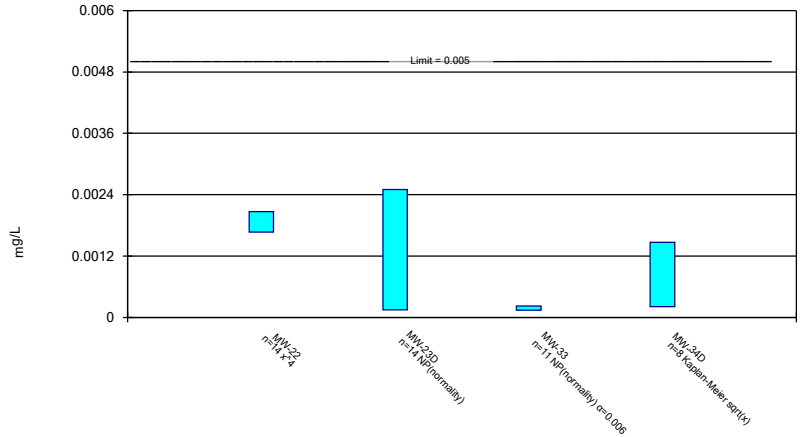

Constituent: Cadmium Analysis Run 5/21/2024 8:26 PM View: Appendix IV - Confidence Intervals

Plant Hammond Client: Southern Company Data: Hammond AP-2

Sanitas™ v.10.0.16 . UG

Parametric Confidence Interval

Compliance Limit is not exceeded. Per-well alpha = 0.01. Normality Test: Shapiro Wilk, alpha based on n.

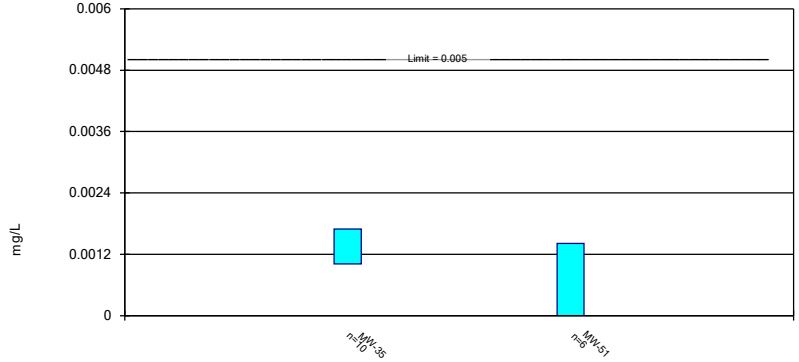

Constituent: Cadmium Analysis Run 5/21/2024 8:26 PM View: Appendix IV - Confidence Intervals
Plant Hammond Client: Southern Company Data: Hammond AP-2

Sanitas™ v.10.0.16 . UG

Non-Parametric Confidence Interval

Compliance Limit is not exceeded. Per-well alpha = 0.01.

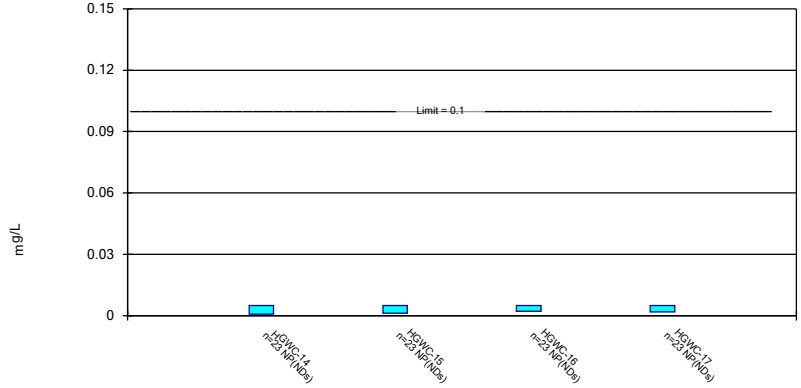

Constituent: Chromium Analysis Run 5/21/2024 8:26 PM View: Appendix IV - Confidence Intervals
Plant Hammond Client: Southern Company Data: Hammond AP-2

Sanitas™ v.10.0.16 . UG

Non-Parametric Confidence Interval

Compliance Limit is not exceeded. Per-well alpha = 0.01.

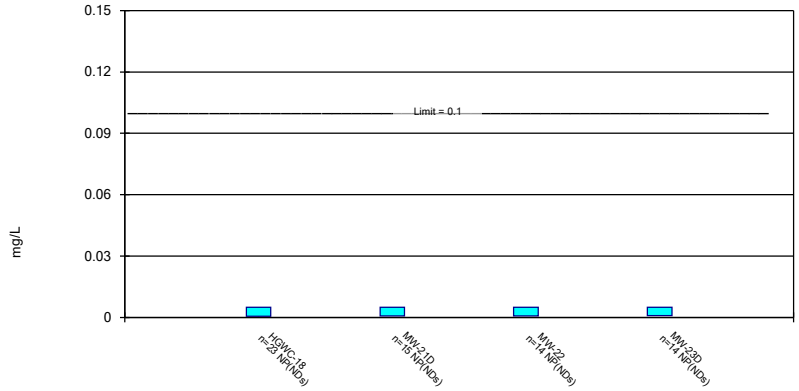

Constituent: Chromium Analysis Run 5/21/2024 8:26 PM View: Appendix IV - Confidence Intervals
Plant Hammond Client: Southern Company Data: Hammond AP-2

Sanitas™ v.10.0.16 . UG

Non-Parametric Confidence Interval

Compliance Limit is not exceeded.

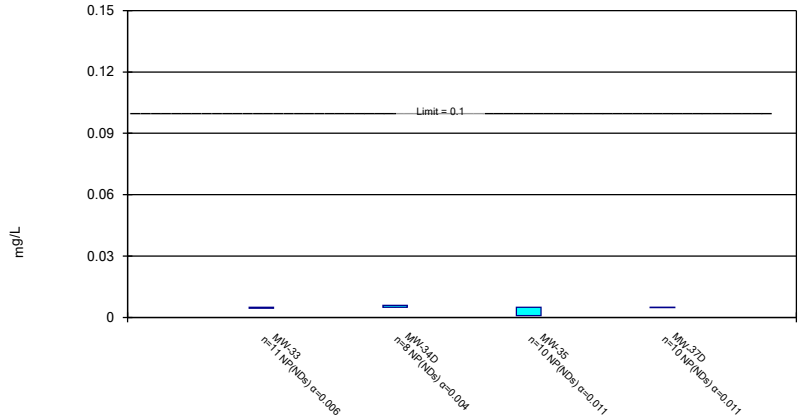

Constituent: Chromium Analysis Run 5/21/2024 8:26 PM View: Appendix IV - Confidence Intervals
Plant Hammond Client: Southern Company Data: Hammond AP-2

Sanitas™ v.10.0.16 . UG

Parametric and Non-Parametric (NP) Confidence Interval

Compliance Limit is not exceeded. Per-well alpha = 0.01. Normality Test: Shapiro Wilk, alpha based on n.

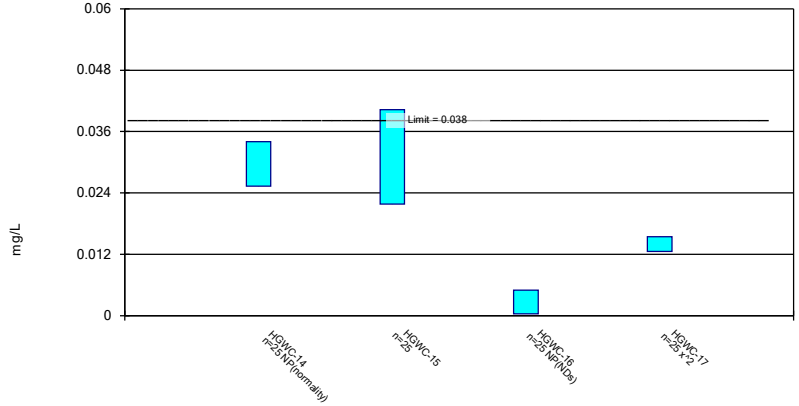

Constituent: Cobalt Analysis Run 5/21/2024 8:26 PM View: Appendix IV - Confidence Intervals

Plant Hammond Client: Southern Company Data: Hammond AP-2

Sanitas™ v.10.0.16 . UG

Parametric and Non-Parametric (NP) Confidence Interval

Compliance limit is exceeded.* Per-well alpha = 0.01. Normality Test: Shapiro Wilk, alpha based on n.

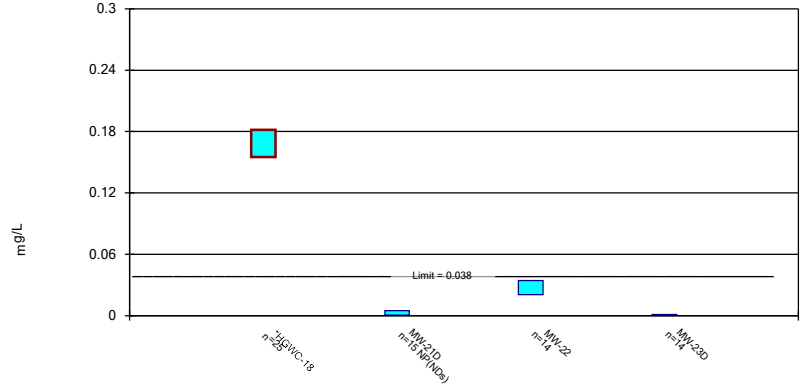

Constituent: Cobalt Analysis Run 5/21/2024 8:26 PM View: Appendix IV - Confidence Intervals

Plant Hammond Client: Southern Company Data: Hammond AP-2

Sanitas™ v.10.0.16 . UG

Parametric and Non-Parametric (NP) Confidence Interval

Compliance limit is exceeded.* Per-well alpha = 0.01 except as noted. Normality Test: Shapiro Wilk, alpha based on n.

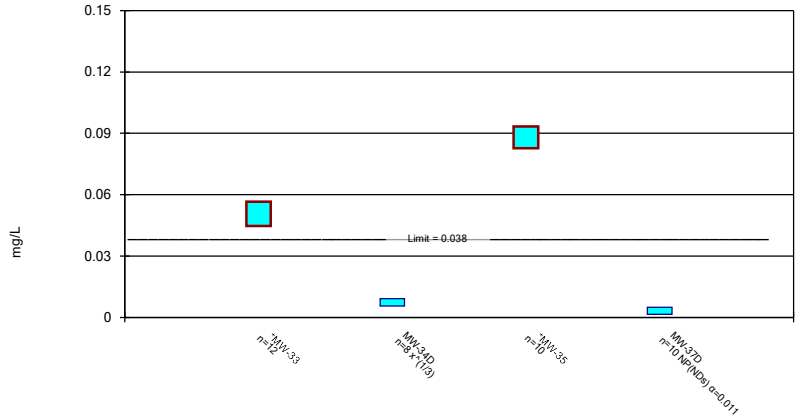

Constituent: Cobalt Analysis Run 5/21/2024 8:26 PM View: Appendix IV - Confidence Intervals

Plant Hammond Client: Southern Company Data: Hammond AP-2

Sanitas™ v.10.0.16 . UG

Parametric Confidence Interval

Compliance Limit is not exceeded. Per-well alpha = 0.01. Normality Test: Shapiro Wilk, alpha based on n.

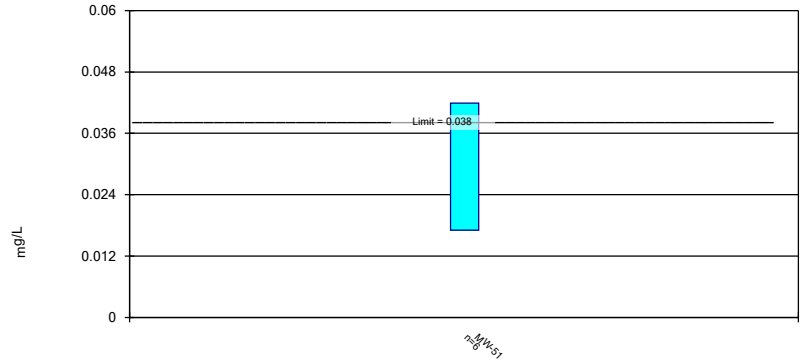

Constituent: Cobalt Analysis Run 5/21/2024 8:26 PM View: Appendix IV - Confidence Intervals

Plant Hammond Client: Southern Company Data: Hammond AP-2

Sanitas™ v.10.0.16 . UG

Parametric Confidence Interval

Compliance Limit is not exceeded. Per-well alpha = 0.01. Normality Test: Shapiro Wilk, alpha based on n.

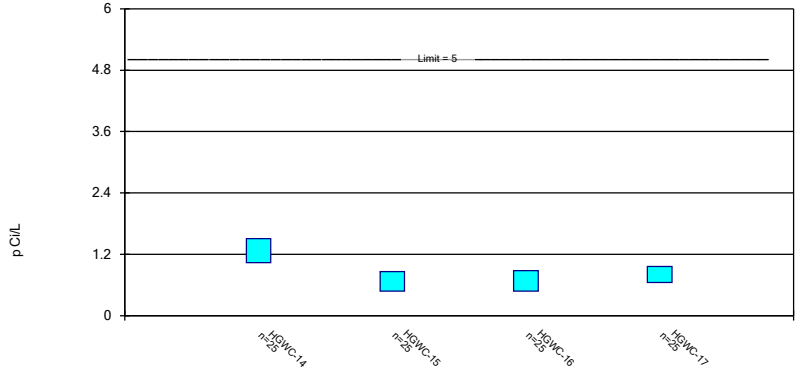

Constituent: Combined Radium 226 + 228 Analysis Run 5/21/2024 8:26 PM View: Appendix IV - Confiden

Plant Hammond Client: Southern Company Data: Hammond AP-2

Sanitas™ v.10.0.16 . UG

Parametric Confidence Interval

Compliance Limit is not exceeded. Per-well alpha = 0.01. Normality Test: Shapiro Wilk, alpha based on n.

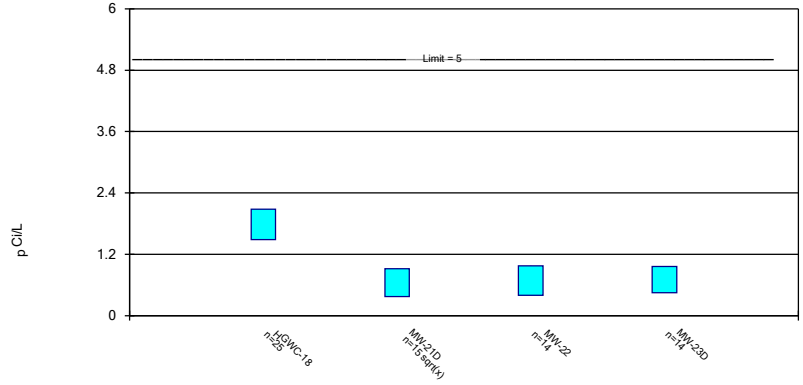

Constituent: Combined Radium 226 + 228 Analysis Run 5/21/2024 8:26 PM View: Appendix IV - Confiden

Plant Hammond Client: Southern Company Data: Hammond AP-2

Sanitas™ v.10.0.16 . UG

Parametric Confidence Interval

Compliance Limit is not exceeded. Per-well alpha = 0.01. Normality Test: Shapiro Wilk, alpha based on n.

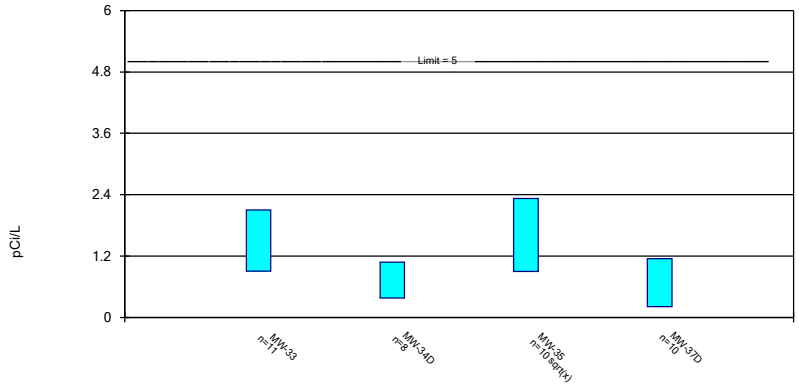

Constituent: Combined Radium 226 + 228 Analysis Run 5/21/2024 8:26 PM View: Appendix IV - Confiden

Plant Hammond Client: Southern Company Data: Hammond AP-2

Sanitas™ v.10.0.16 . UG

Parametric Confidence Interval

Compliance Limit is not exceeded. Per-well alpha = 0.01. Normality Test: Shapiro Wilk, alpha based on n.

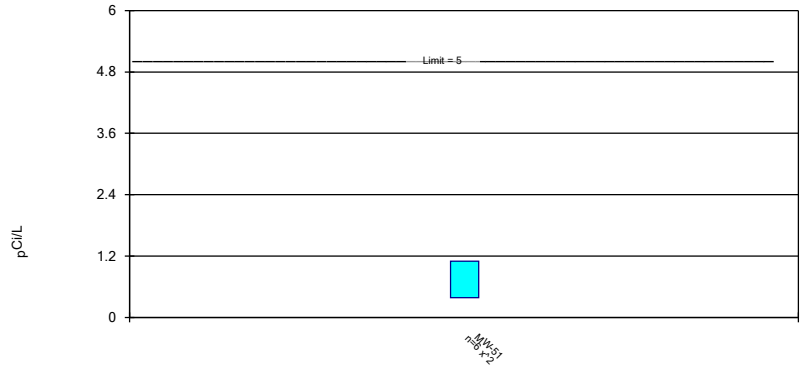

Constituent: Combined Radium 226 + 228 Analysis Run 5/21/2024 8:26 PM View: Appendix IV - Confiden

Plant Hammond Client: Southern Company Data: Hammond AP-2

Sanitas™ v.10.0.16 . UG

Parametric and Non-Parametric (NP) Confidence Interval

Compliance Limit is not exceeded. Per-well alpha = 0.01. Normality Test: Shapiro Wilk, alpha based on n.

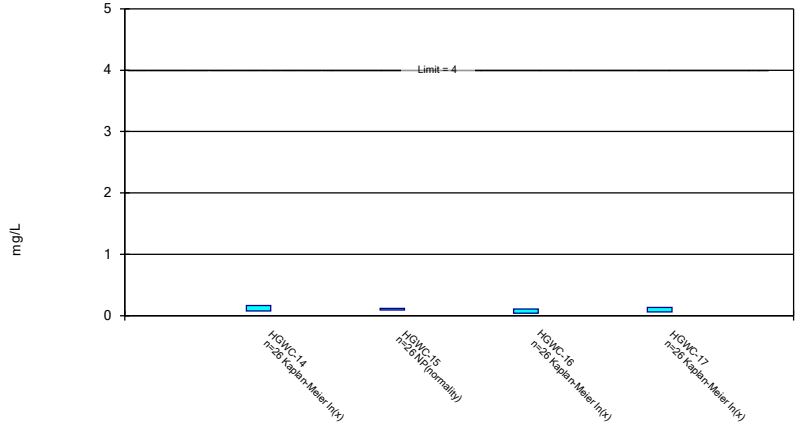

Constituent: Fluoride Analysis Run 5/21/2024 8:26 PM View: Appendix IV - Confidence Intervals

Plant Hammond Client: Southern Company Data: Hammond AP-2

Sanitas™ v.10.0.16 . UG

Parametric and Non-Parametric (NP) Confidence Interval

Compliance Limit is not exceeded. Per-well alpha = 0.01. Normality Test: Shapiro Wilk, alpha based on n.

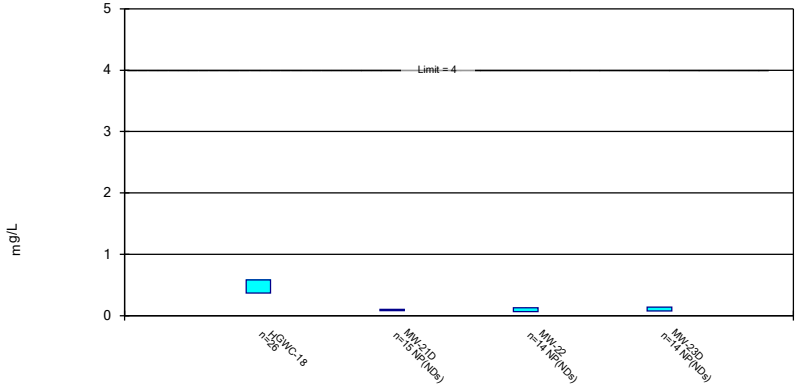

Constituent: Fluoride Analysis Run 5/21/2024 8:26 PM View: Appendix IV - Confidence Intervals

Plant Hammond Client: Southern Company Data: Hammond AP-2

Sanitas™ v.10.0.16 . UG

Parametric Confidence Interval

Compliance Limit is not exceeded. Per-well alpha = 0.01. Normality Test: Shapiro Wilk, alpha based on n.

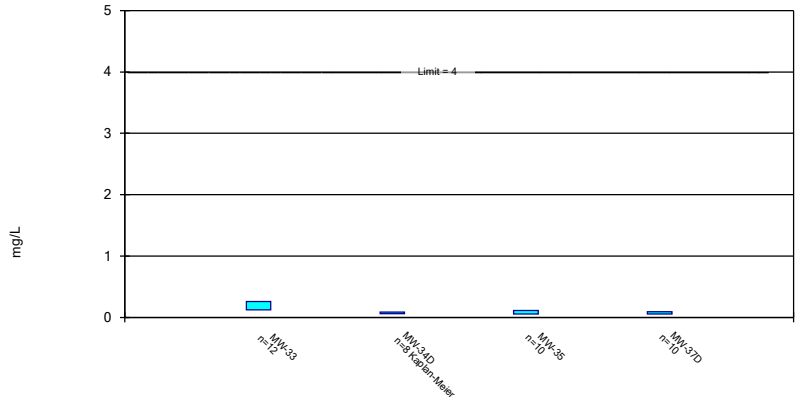

Constituent: Fluoride Analysis Run 5/21/2024 8:26 PM View: Appendix IV - Confidence Intervals

Plant Hammond Client: Southern Company Data: Hammond AP-2

Sanitas™ v.10.0.16 . UG

Parametric Confidence Interval

Compliance Limit is not exceeded. Per-well alpha = 0.01. Normality Test: Shapiro Wilk, alpha based on n.

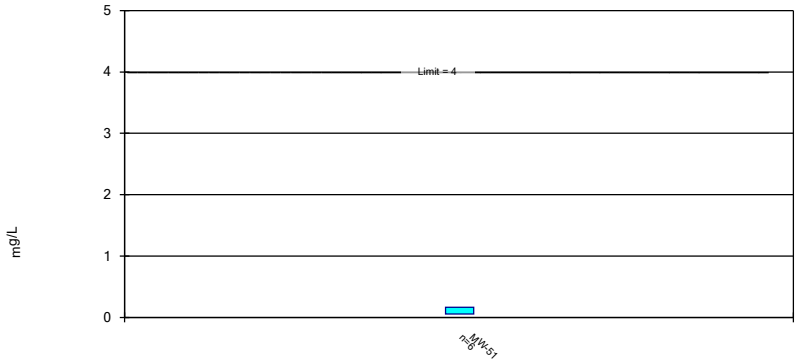

Constituent: Fluoride Analysis Run 5/21/2024 8:26 PM View: Appendix IV - Confidence Intervals

Plant Hammond Client: Southern Company Data: Hammond AP-2

Sanitas™ v.10.0.16 . UG

Parametric and Non-Parametric (NP) Confidence Interval

Compliance Limit is not exceeded. Per-well alpha = 0.01. Normality Test: Shapiro Wilk, alpha based on n.

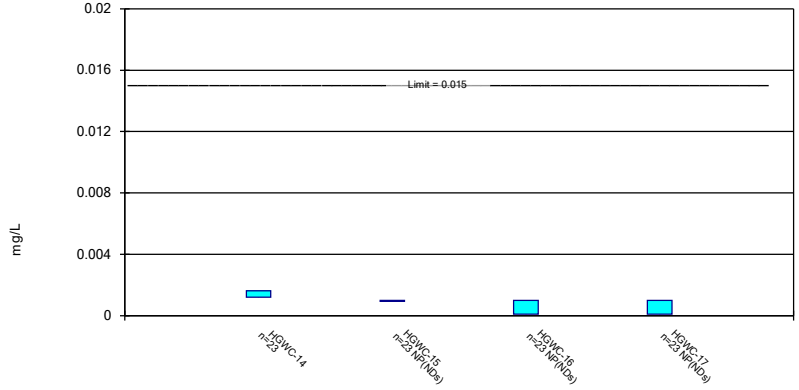

Constituent: Lead Analysis Run 5/21/2024 8:26 PM View: Appendix IV - Confidence Intervals

Plant Hammond Client: Southern Company Data: Hammond AP-2

Sanitas™ v.10.0.16 . UG

Parametric and Non-Parametric (NP) Confidence Interval

Compliance Limit is not exceeded. Per-well alpha = 0.01. Normality Test: Shapiro Wilk, alpha based on n.

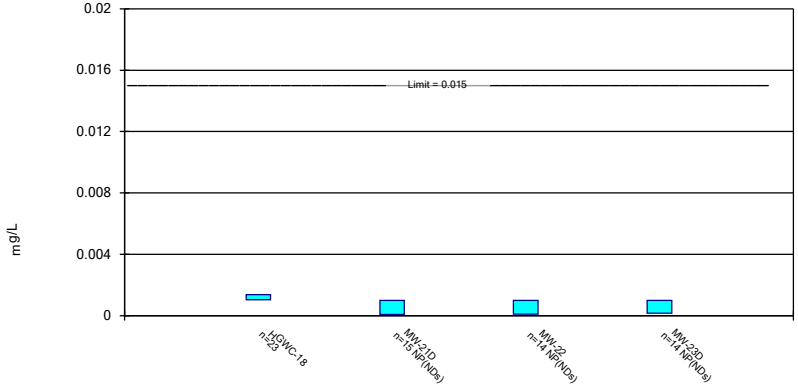

Constituent: Lead Analysis Run 5/21/2024 8:26 PM View: Appendix IV - Confidence Intervals

Plant Hammond Client: Southern Company Data: Hammond AP-2

Sanitas™ v.10.0.16 . UG

Parametric and Non-Parametric (NP) Confidence Interval

Compliance Limit is not exceeded. Per-well alpha = 0.01 except as noted. Normality Test: Shapiro Wilk, alpha based on n.

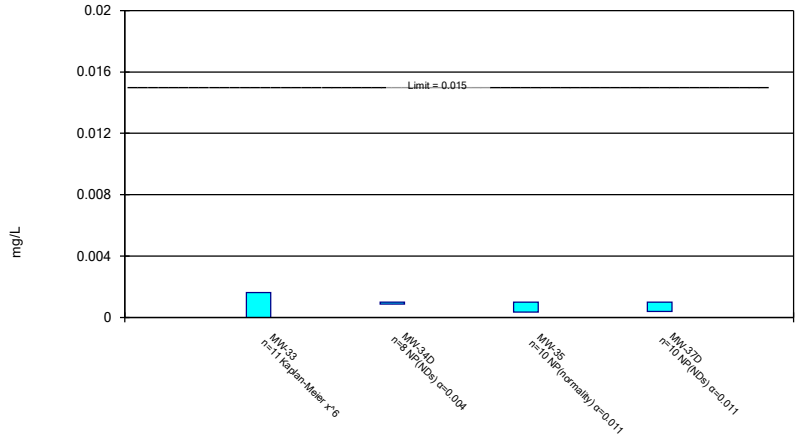

Constituent: Lead Analysis Run 5/21/2024 8:27 PM View: Appendix IV - Confidence Intervals

Plant Hammond Client: Southern Company Data: Hammond AP-2

Sanitas™ v.10.0.16 . UG

Parametric and Non-Parametric (NP) Confidence Interval

Compliance Limit is not exceeded. Per-well alpha = 0.01. Normality Test: Shapiro Wilk, alpha based on n.

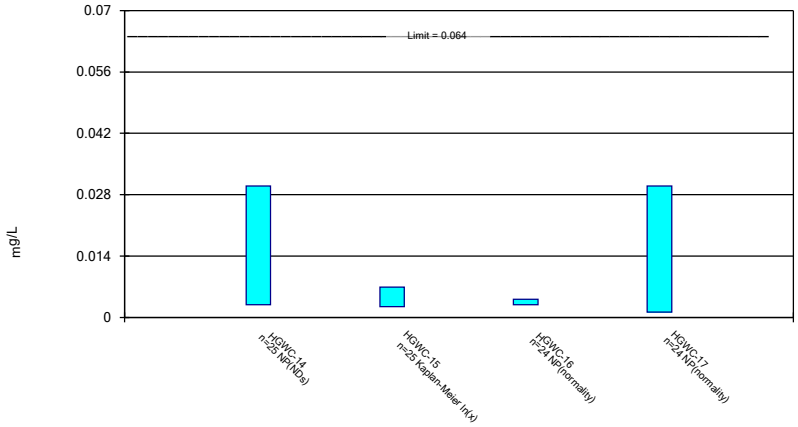

Constituent: Lithium Analysis Run 5/21/2024 8:27 PM View: Appendix IV - Confidence Intervals

Plant Hammond Client: Southern Company Data: Hammond AP-2

Sanitas™ v.10.0.16 . UG

Parametric and Non-Parametric (NP) Confidence Interval

Compliance Limit is not exceeded. Per-well alpha = 0.01. Normality Test: Shapiro Wilk, alpha based on n.

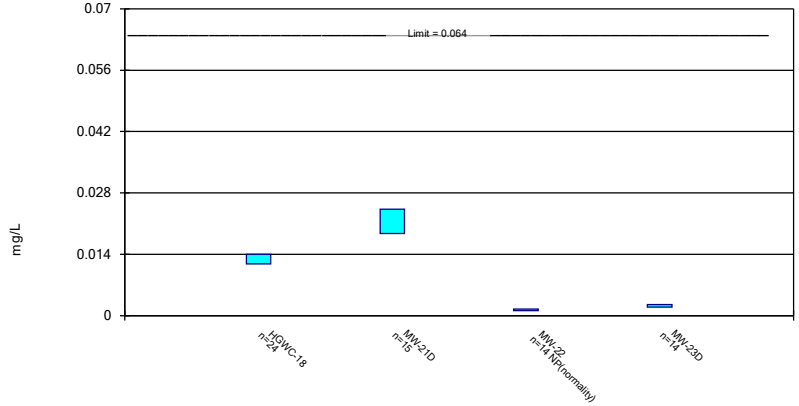

Constituent: Lithium Analysis Run 5/21/2024 8:27 PM View: Appendix IV - Confidence Intervals

Plant Hammond Client: Southern Company Data: Hammond AP-2

Sanitas™ v.10.0.16 . UG

Parametric and Non-Parametric (NP) Confidence Interval

Compliance Limit is not exceeded. Per-well alpha = 0.01 except as noted. Normality Test: Shapiro Wilk, alpha based on n.

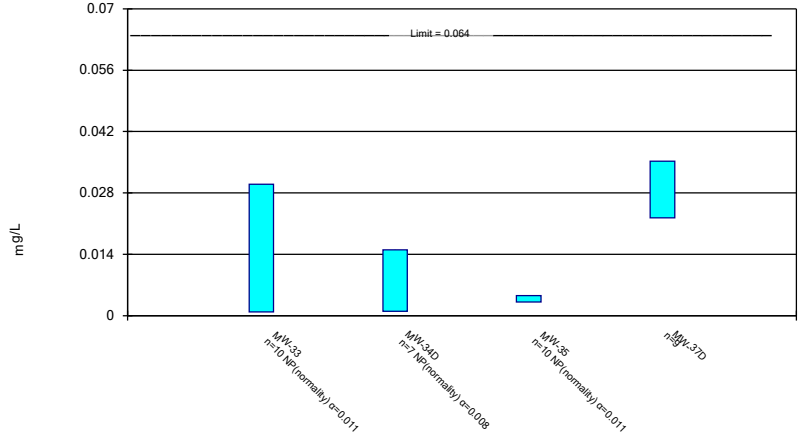

Constituent: Lithium Analysis Run 5/21/2024 8:27 PM View: Appendix IV - Confidence Intervals

Plant Hammond Client: Southern Company Data: Hammond AP-2

Sanitas™ v.10.0.16 . UG

Parametric Confidence Interval

Compliance Limit is not exceeded. Per-well alpha = 0.01. Normality Test: Shapiro Wilk, alpha based on n.

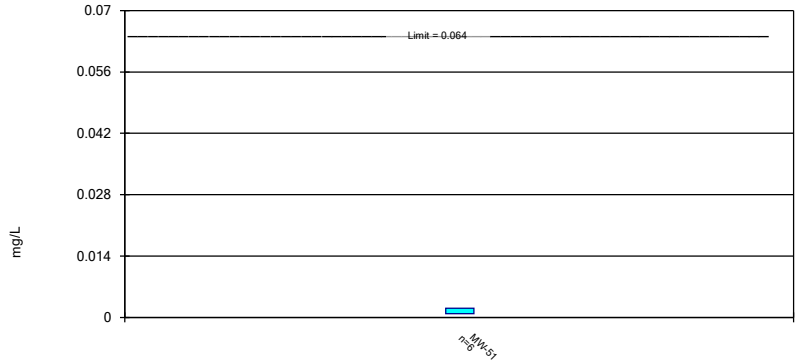

Constituent: Lithium Analysis Run 5/21/2024 8:27 PM View: Appendix IV - Confidence Intervals

Plant Hammond Client: Southern Company Data: Hammond AP-2

Sanitas™ v.10.0.16 . UG

Non-Parametric Confidence Interval

Compliance Limit is not exceeded. Per-well alpha = 0.01 except as noted.

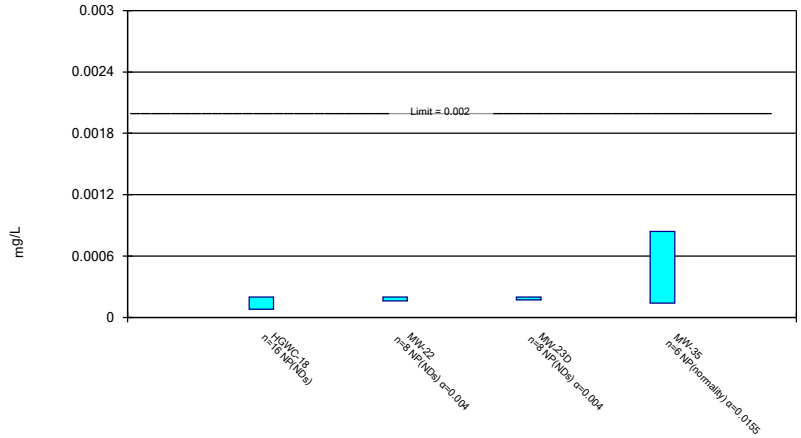

Constituent: Mercury Analysis Run 5/21/2024 8:27 PM View: Appendix IV - Confidence Intervals

Plant Hammond Client: Southern Company Data: Hammond AP-2

Sanitas™ v.10.0.16 . UG

Non-Parametric Confidence Interval

Compliance Limit is not exceeded.



Constituent: Mercury Analysis Run 5/21/2024 8:27 PM View: Appendix IV - Confidence Intervals
Plant Hammond Client: Southern Company Data: Hammond AP-2

Sanitas™ v.10.0.16 . UG

Parametric and Non-Parametric (NP) Confidence Interval

Compliance Limit is not exceeded. Per-well alpha = 0.01. Normality Test: Shapiro Wilk, alpha based on n.

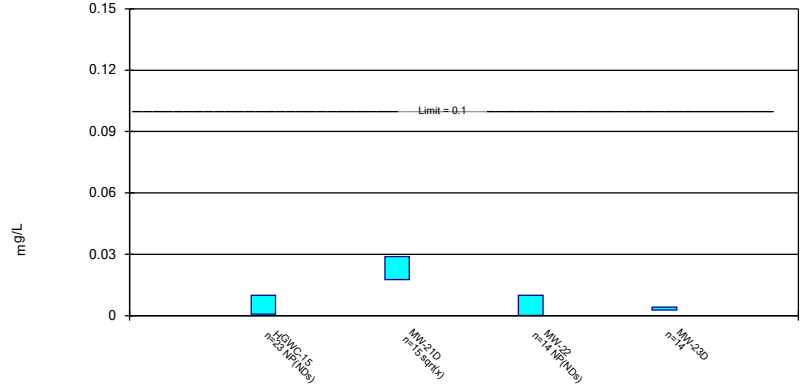

Constituent: Molybdenum Analysis Run 5/21/2024 8:27 PM View: Appendix IV - Confidence Intervals
Plant Hammond Client: Southern Company Data: Hammond AP-2

Sanitas™ v.10.0.16 . UG

Parametric Confidence Interval

Compliance Limit is not exceeded. Per-well alpha = 0.01. Normality Test: Shapiro Wilk, alpha based on n.

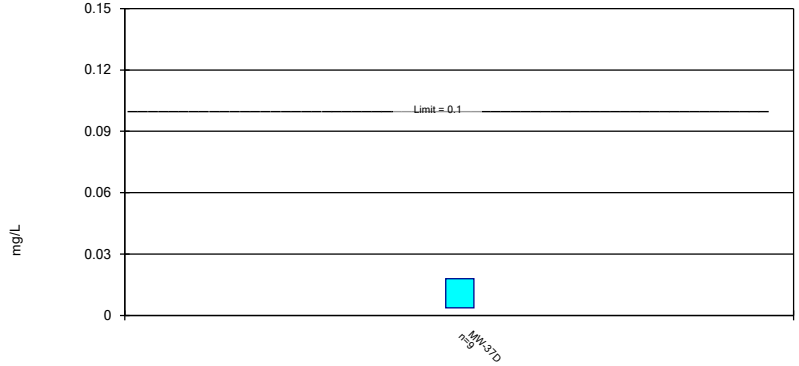

Constituent: Molybdenum Analysis Run 5/21/2024 8:27 PM View: Appendix IV - Confidence Intervals
Plant Hammond Client: Southern Company Data: Hammond AP-2

Sanitas™ v.10.0.16 . UG

Parametric and Non-Parametric (NP) Confidence Interval

Compliance Limit is not exceeded. Per-well alpha = 0.01. Normality Test: Shapiro Wilk, alpha based on n.

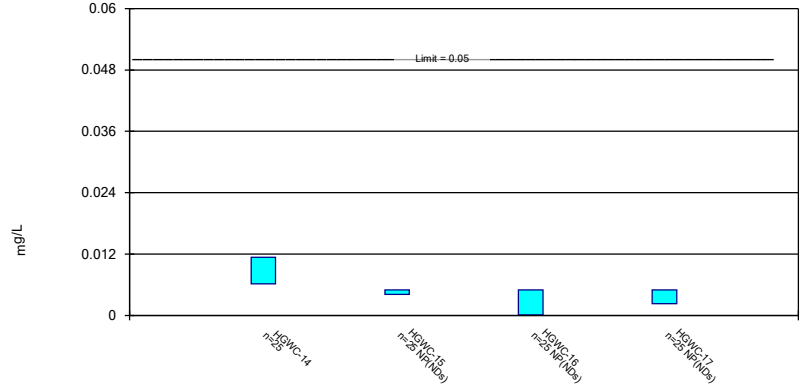

Constituent: Selenium Analysis Run 5/21/2024 8:27 PM View: Appendix IV - Confidence Intervals
Plant Hammond Client: Southern Company Data: Hammond AP-2

Sanitas™ v.10.0.16 . UG

Parametric and Non-Parametric (NP) Confidence Interval

Compliance Limit is not exceeded. Per-well alpha = 0.01 except as noted. Normality Test: Shapiro Wilk, alpha based on n.

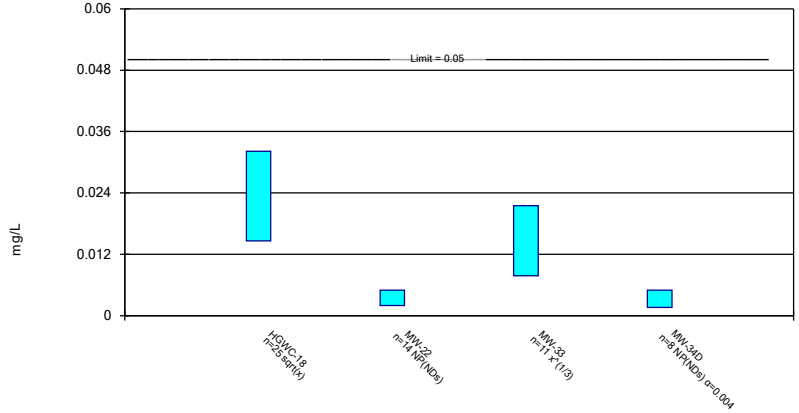

Constituent: Selenium Analysis Run 5/21/2024 8:27 PM View: Appendix IV - Confidence Intervals

Plant Hammond Client: Southern Company Data: Hammond AP-2

Sanitas™ v.10.0.16 . UG

Parametric Confidence Interval

Compliance Limit is not exceeded. Per-well alpha = 0.01. Normality Test: Shapiro Wilk, alpha based on n.

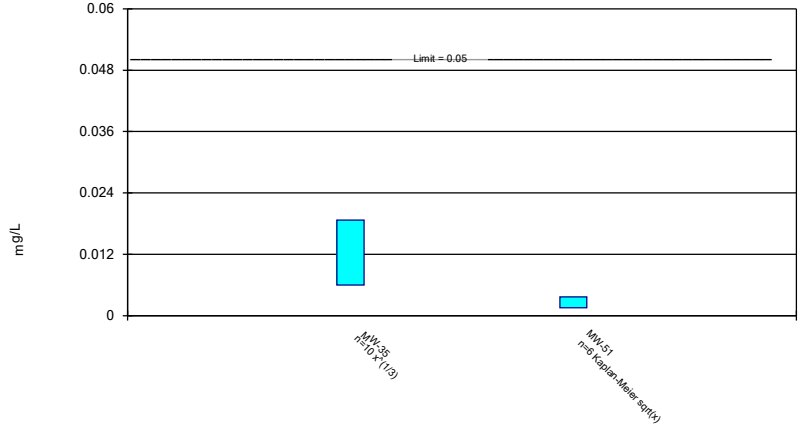

Constituent: Selenium Analysis Run 5/21/2024 8:27 PM View: Appendix IV - Confidence Intervals

Plant Hammond Client: Southern Company Data: Hammond AP-2

Sanitas™ v.10.0.16 . UG

Non-Parametric Confidence Interval

Compliance Limit is not exceeded. Per-well alpha = 0.01.

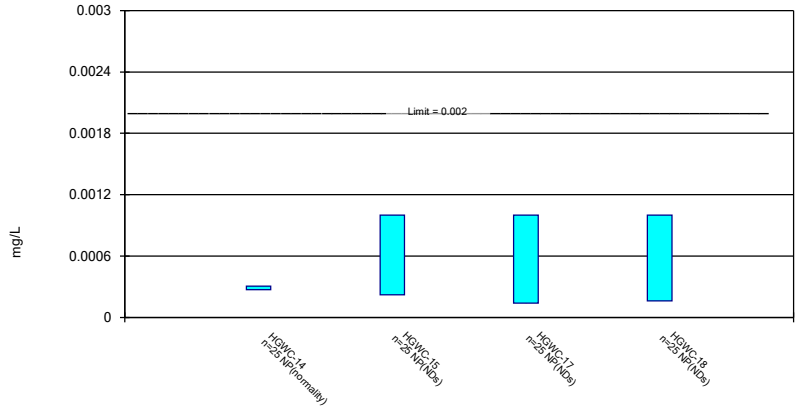

Constituent: Thallium Analysis Run 5/21/2024 8:27 PM View: Appendix IV - Confidence Intervals

Plant Hammond Client: Southern Company Data: Hammond AP-2

Sanitas™ v.10.0.16 . UG

Non-Parametric Confidence Interval

Compliance Limit is not exceeded.

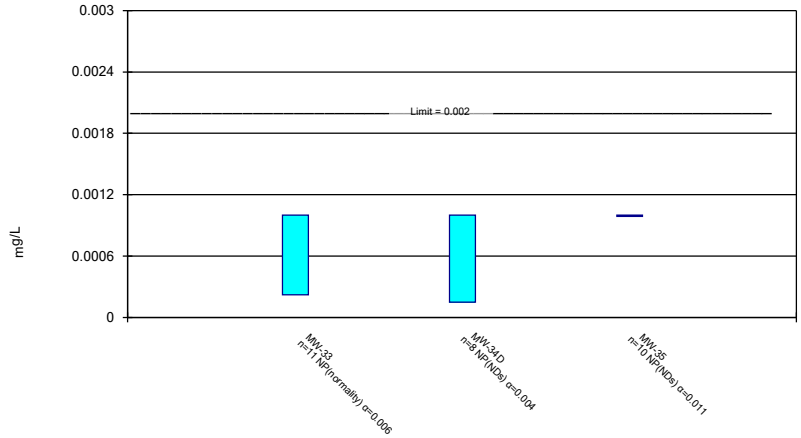

Constituent: Thallium Analysis Run 5/21/2024 8:27 PM View: Appendix IV - Confidence Intervals

Plant Hammond Client: Southern Company Data: Hammond AP-2

Confidence Interval

Constituent: Antimony (mg/L) Analysis Run 5/21/2024 8:28 PM View: Appendix IV - Confidence Intervals

Plant Hammond Client: Southern Company Data: Hammond AP-2

	HGWC-14	HGWC-15	HGWC-18	MW-22
5/23/2016	<0.003	<0.003		
5/24/2016			<0.003	
7/12/2016	0.0003 (J)	<0.003	<0.003	
9/1/2016	<0.003	<0.003	<0.003	
10/24/2016	<0.003	<0.003		
10/25/2016			<0.003	
12/7/2016	<0.003	<0.003		
12/8/2016			<0.003	
1/26/2017	<0.003	<0.003	<0.003	
3/23/2017	<0.003	<0.003	<0.003	
5/24/2017	<0.003	<0.003		
5/25/2017			<0.003	
4/3/2018		<0.003	<0.003	
4/4/2018	<0.003			
3/14/2019	<0.003	<0.003	<0.003	
3/15/2019				<0.003
3/2/2020				<0.003
3/3/2020	<0.003	<0.003	<0.003	
2/11/2021	0.00043 (J)		<0.003	
2/12/2021		<0.003		
2/15/2021				<0.003
3/16/2021		<0.003		
3/17/2021	<0.003			<0.003
3/18/2021			<0.003	
8/18/2021	<0.003			
8/19/2021		<0.003	0.0008 (J)	0.0016 (J)
2/8/2022		0.002 (J)	<0.003	<0.003
2/9/2022	<0.003			
8/10/2022			<0.003	
8/11/2022	0.001 (J)	0.0016 (J)		<0.003
1/30/2023				<0.003
2/1/2023	<0.003	0.0021 (J)	<0.003	
8/13/2023	0.0032	0.0027 (J)	<0.003	<0.003
2/17/2024	<0.003	0.0014 (J)		
2/18/2024			<0.003	<0.003
Mean	0.002628	0.002726	0.002884	0.00286
Std. Dev.	0.0009221	0.0005269	0.0005047	0.0004427
Upper Lim.	0.0032	0.003	0.003	0.003
Lower Lim.	0.001	0.0021	0.0008	0.003

ND substitution: RL or RL/2 if <15% NDs.

Confidence Interval

Constituent: Antimony (mg/L) Analysis Run 5/21/2024 8:28 PM View: Appendix IV - Confidence Intervals

Plant Hammond Client: Southern Company Data: Hammond AP-2

	MW-23D	MW-33	MW-34D	MW-35
3/14/2019	<0.003			
3/2/2020	<0.003			
2/12/2021	<0.003	0.00046 (J)		
2/15/2021				0.00041 (J)
3/17/2021	<0.003			
3/18/2021		<0.003		
3/19/2021				<0.003
8/16/2021			<0.003	
8/18/2021		<0.003		<0.003
8/19/2021	<0.003			
2/8/2022		<0.003		0.0029 (J)
2/9/2022			<0.003	
2/10/2022	<0.003			
8/10/2022		<0.003	<0.003	
8/11/2022	<0.003			<0.003
1/27/2023		<0.003		
1/30/2023			0.0018 (J)	
2/1/2023	<0.003			<0.003
8/12/2023			<0.003	<0.003
8/13/2023	<0.003	<0.003		
2/18/2024	0.00057 (J)	<0.003	<0.003	
2/19/2024				<0.003
Mean	0.002757	0.002683	0.0028	0.002664
Std. Dev.	0.0007684	0.000898	0.0004899	0.0009113
Upper Lim.	0.003	0.003	0.003	0.003
Lower Lim.	0.003	0.00046	0.0018	0.00041

ND substitution: RL or RL/2 if <15% NDs.

Confidence Interval

Constituent: Antimony (mg/L) Analysis Run 5/21/2024 8:28 PM View: Appendix IV - Confidence Intervals

Plant Hammond Client: Southern Company Data: Hammond AP-2

	MW-37D
2/11/2021	0.00079 (J)
3/12/2021	<0.003
8/18/2021	<0.003
2/8/2022	<0.003
8/10/2022	<0.003
1/30/2023	<0.003
8/13/2023	<0.003
2/18/2024	<0.003
Mean	0.002724
Std. Dev.	0.0007814
Upper Lim.	0.003
Lower Lim.	0.00079

ND substitution: RL or RL/2 if <15% NDs.

Confidence Interval

Constituent: Arsenic (mg/L) Analysis Run 5/21/2024 8:28 PM View: Appendix IV - Confidence Intervals

Plant Hammond Client: Southern Company Data: Hammond AP-2

	HGWC-14	HGWC-15	HGWC-16	HGWC-17
5/23/2016	0.00268 (J)	<0.005	<0.005	<0.005
7/12/2016	0.0059	<0.005	<0.005	<0.005
9/1/2016	0.0056	<0.005	<0.005	<0.005
10/24/2016	0.0058	<0.005		
10/25/2016			<0.005	<0.005
12/7/2016	<0.005	<0.005	<0.005	<0.005
1/26/2017	0.0089	<0.005	<0.005	<0.005
3/22/2017			0.0005 (J)	0.0007 (J)
3/23/2017	0.0069	0.0008 (J)		
5/24/2017	0.0048 (J)	<0.005	<0.005	
5/25/2017				0.0007 (J)
4/3/2018		<0.005	<0.005	<0.005
4/4/2018	0.0052			
6/6/2018	0.0059	<0.005	<0.005	0.00097 (J)
10/3/2018	0.0032 (J)	<0.005	<0.005	<0.005
3/14/2019	0.0029 (J)	<0.005		
3/15/2019			<0.005	<0.005
4/4/2019		0.00017 (J)	0.0001 (J)	
4/5/2019	<0.005			<0.005
9/24/2019	0.0039 (J)	0.00037 (J)		
9/25/2019			<0.005	<0.005
3/3/2020	0.0035 (J)	<0.005	<0.005	<0.005
3/26/2020		<0.005		
3/30/2020	0.0051		0.0011 (J)	
3/31/2020				0.0008 (J)
9/16/2020				<0.005
9/17/2020		<0.005	<0.005	
9/18/2020	0.0029 (J)			
2/10/2021			0.0012 (J)	
2/11/2021	0.0062			0.0012 (J)
2/12/2021		<0.005		
3/16/2021		<0.005		
3/17/2021	<0.005		<0.005	
3/18/2021				<0.005
8/18/2021	0.0035 (J)			<0.005
8/19/2021		<0.005	<0.005	
2/8/2022		<0.005	<0.005	0.0017 (J)
2/9/2022	0.0077			
8/10/2022			<0.005	<0.005
8/11/2022	0.006	<0.005		
1/30/2023				0.0028 (J)
2/1/2023	0.004 (J)	<0.005	<0.005	
8/13/2023	0.0048 (J)	<0.005	<0.005	<0.005
2/17/2024	0.0026 (J)	<0.005		<0.005
2/18/2024			<0.005	
Mean	0.004619	0.004454	0.004316	0.003955
Std. Dev.	0.001783	0.001513	0.00161	0.001753
Upper Lim.	0.005508	0.005	0.005	0.005
Lower Lim.	0.00373	0.0008	0.0012	0.0028

ND substitution: RL or RL/2 if <15% NDs.

Confidence Interval

Constituent: Arsenic (mg/L) Analysis Run 5/21/2024 8:28 PM View: Appendix IV - Confidence Intervals

Plant Hammond Client: Southern Company Data: Hammond AP-2

	HGWC-18	MW-21D	MW-22	MW-23D
5/24/2016	0.00294 (J)			
7/12/2016	0.0074			
9/1/2016	0.0073			
10/25/2016	0.006			
12/8/2016	0.007			
1/26/2017	0.0068			
3/23/2017	0.0082			
5/25/2017	0.006			
4/3/2018	0.0062			
6/5/2018	0.008			
10/3/2018	0.0039 (J)			
3/14/2019	0.0036 (J)			<0.005
3/15/2019		<0.005	<0.005	
4/4/2019		0.00019 (J)		
4/5/2019	0.0015 (J)		<0.005	<0.005
9/25/2019	0.0044 (J)	<0.005		
9/26/2019				<0.005
9/27/2019			0.00045 (J)	
3/2/2020			<0.005	<0.005
3/3/2020	0.0057	<0.005		
3/27/2020			<0.005	
3/31/2020	0.0056			
4/1/2020		0.0013 (J)		0.00082 (J)
6/17/2020		<0.005		
9/15/2020	0.0074			
9/17/2020			<0.005	<0.005
9/21/2020		<0.005		
2/11/2021	0.0069 (B)	0.001 (J)		
2/12/2021				0.001 (J)
2/15/2021			<0.005	
3/17/2021			<0.005	<0.005
3/18/2021	0.0083 (J)	<0.005		
8/19/2021	0.0045 (J)	<0.005	<0.005	<0.005
2/8/2022	0.005 (J)	<0.005	<0.005	
2/10/2022				<0.005
8/10/2022	0.0058			
8/11/2022		0.003 (J)	<0.005	<0.005
1/27/2023		<0.005		
1/30/2023			<0.005	
2/1/2023	0.0036 (J)			<0.005
8/12/2023		<0.005		
8/13/2023	0.0059 (J)		<0.005	<0.005
2/18/2024	0.0027 (J)	<0.005	<0.005	<0.005
Mean	0.005626	0.004033	0.004675	0.004416
Std. Dev.	0.00184	0.001748	0.001216	0.001486
Upper Lim.	0.006543	0.005	0.005	0.005
Lower Lim.	0.004708	0.0013	0.00045	0.001

ND substitution: RL or RL/2 if <15% NDs.

Confidence Interval

Constituent: Arsenic (mg/L) Analysis Run 5/21/2024 8:28 PM View: Appendix IV - Confidence Intervals

Plant Hammond Client: Southern Company Data: Hammond AP-2

	MW-33	MW-34D	MW-35	MW-37D
4/1/2020	0.0061			
6/17/2020	0.0031 (J)			
6/18/2020		0.0032 (J)	0.005 (J)	0.0021 (J)
9/21/2020	0.0083		0.0059	
9/23/2020		0.001 (J)		0.00095 (J)
2/11/2021				0.0023 (J)
2/12/2021	0.0059			
2/15/2021			0.005	
3/12/2021				<0.005
3/18/2021	0.0054 (J)			
3/19/2021			<0.005	
8/16/2021		0.0024 (J)		
8/18/2021	0.0058		0.0043 (J)	<0.005
2/8/2022	0.0069		0.0072	<0.005
2/9/2022		0.0054		
8/10/2022	<0.005	0.0045 (J)		<0.005
8/11/2022			<0.005	
1/27/2023	0.0031 (J)			
1/30/2023		0.0047 (J)		<0.005
2/1/2023			0.006	
8/12/2023		<0.005	0.0045 (J)	
8/13/2023	0.0059 (J)			<0.005
2/18/2024	0.0024 (J)	0.00099 (J)		<0.005
2/19/2024			0.0073	
Mean	0.005036	0.003086	0.00552	0.004035
Std. Dev.	0.001958	0.00167	0.001053	0.001591
Upper Lim.	0.006668	0.004857	0.006343	0.005
Lower Lim.	0.003405	0.001316	0.004337	0.0021

ND substitution: RL or RL/2 if <15% NDs.

Confidence Interval

Constituent: Arsenic (mg/L) Analysis Run 5/21/2024 8:28 PM View: Appendix IV - Confidence Intervals

Plant Hammond Client: Southern Company Data: Hammond AP-2

	MW-51
8/18/2021	0.002 (J)
2/8/2022	0.0046 (J)
8/11/2022	0.0043 (J)
2/1/2023	0.0041 (J)
8/12/2023	<0.005
2/19/2024	0.0067
Mean	0.00445
Std. Dev.	0.001519
Upper Lim.	0.006226
Lower Lim.	0.002258

ND substitution: RL or RL/2 if <15% NDs.

Confidence Interval

Constituent: Barium (mg/L) Analysis Run 5/21/2024 8:28 PM View: Appendix IV - Confidence Intervals

Plant Hammond Client: Southern Company Data: Hammond AP-2

	HGWC-14	HGWC-15	HGWC-16	HGWC-17
5/23/2016	<0.25	0.0315 (J)	0.0841	0.0222 (J)
7/12/2016	0.0214	0.0372	0.0886	0.0221
9/1/2016	0.0208	0.0364	0.0934	0.0227
10/24/2016	0.0208	0.0326		
10/25/2016			0.0991	0.0225
12/7/2016	0.022	0.0301	0.101	0.0227
1/26/2017	0.0238	0.0287	0.105	0.0229
3/22/2017			0.11	0.0248
3/23/2017	0.0244	0.0329		
5/24/2017	0.0228	0.0283	0.106	
5/25/2017				0.0255
4/3/2018		0.019	0.099	0.025
4/4/2018	0.021			
6/6/2018	0.022	0.022	0.11	0.028
10/3/2018	0.02	0.025	0.11	0.028
3/14/2019	0.019	0.021		
3/15/2019			0.13	0.029
4/4/2019		0.018	0.11	
4/5/2019	0.016			0.022
9/24/2019	0.021	0.019		
9/25/2019			0.11	0.025
3/3/2020	0.018	0.018	0.12	0.026
3/26/2020		0.016		
3/30/2020	0.02		0.11	
3/31/2020				0.029
9/16/2020				0.025
9/17/2020		0.017	0.11	
9/18/2020	0.019			
2/10/2021			0.11	
2/11/2021	0.02			0.025
2/12/2021		0.014		
3/16/2021		0.012		
3/17/2021	0.023		0.12	
3/18/2021				0.027
8/18/2021	0.018			0.022
8/19/2021		0.01	0.1	
2/8/2022		0.0098	0.1	0.021
2/9/2022	0.017			
8/10/2022			0.1	0.027
8/11/2022	0.017	0.015		
1/30/2023				0.03
2/1/2023	0.017	0.021	0.11	
8/13/2023	0.016	0.011	0.099	0.025
2/17/2024	0.02	0.017		0.023
2/18/2024			0.098	
Mean	0.0242	0.0217	0.1053	0.0249
Std. Dev.	0.02113	0.008371	0.00997	0.002578
Upper Lim.	0.022	0.02587	0.1103	0.02618
Lower Lim.	0.018	0.01753	0.1004	0.02361

ND substitution: RL or RL/2 if <15% NDs.

Confidence Interval

Constituent: Barium (mg/L) Analysis Run 5/21/2024 8:28 PM View: Appendix IV - Confidence Intervals

Plant Hammond Client: Southern Company Data: Hammond AP-2

	HGWC-18	MW-21D	MW-22	MW-23D
5/24/2016	<0.2			
7/12/2016	0.0346			
9/1/2016	0.0336			
10/25/2016	0.0349			
12/8/2016	0.0339			
1/26/2017	0.0293			
3/23/2017	0.0313			
5/25/2017	0.0336			
4/3/2018	0.028			
6/5/2018	0.03			
10/3/2018	0.032			
3/14/2019	0.029			0.082
3/15/2019		0.09	0.044	
4/4/2019		0.075		
4/5/2019	0.021		0.036	0.061
9/25/2019	0.03	0.066		
9/26/2019				0.064
9/27/2019			0.028	
3/2/2020			0.027	0.06
3/3/2020	0.026	0.058		
3/27/2020			0.025	
3/31/2020	0.029			
4/1/2020		0.066		0.065
6/17/2020		0.054		
9/15/2020	0.03			
9/17/2020			0.02	0.057
9/21/2020		0.049		
2/11/2021	0.03	0.044		
2/12/2021				0.056
2/15/2021			0.017	
3/17/2021			0.018	0.058
3/18/2021	0.031	0.047		
8/19/2021	0.031	0.042	0.018	0.05
2/8/2022	0.02	0.033	0.014	
2/10/2022				0.05
8/10/2022	0.026			
8/11/2022		0.037	0.014	0.05
1/27/2023		0.031		
1/30/2023			0.014	
2/1/2023	0.019			0.047
8/12/2023		0.033		
8/13/2023	0.026		0.013	0.041
2/18/2024	0.02	0.034	0.012	0.041
Mean	0.03157	0.0506	0.02143	0.05586
Std. Dev.	0.01498	0.0175	0.009525	0.01076
Upper Lim.	0.032	0.06246	0.02721	0.06348
Lower Lim.	0.026	0.03874	0.01486	0.04823

ND substitution: RL or RL/2 if <15% NDs.

Confidence Interval

Constituent: Barium (mg/L) Analysis Run 5/21/2024 8:28 PM View: Appendix IV - Confidence Intervals

Plant Hammond Client: Southern Company Data: Hammond AP-2

	MW-33	MW-34D	MW-35	MW-37D
4/1/2020	0.027			
6/17/2020	0.024			
6/18/2020		0.044	0.029	0.19
9/21/2020	0.024		0.028	
9/23/2020		0.038		0.14
2/11/2021				0.14
2/12/2021	0.025			
2/15/2021			0.026	
3/12/2021				0.12
3/18/2021	0.029			
3/19/2021			0.032	
8/16/2021		0.035		
8/18/2021	0.025		0.025	0.12
2/8/2022	0.02		0.023	0.11
2/9/2022		0.04		
8/10/2022	0.02 (J)	0.046		0.11
8/11/2022			0.022 (J)	
1/27/2023	0.018			
1/30/2023		0.04		0.13
2/1/2023			0.022	
8/12/2023		0.033	0.021	
8/13/2023	0.023			0.15
2/18/2024	0.016	0.033		0.15
2/19/2024			0.021	
Mean	0.02282	0.03863	0.0249	0.136
Std. Dev.	0.00392	0.004838	0.003784	0.02413
Upper Lim.	0.02608	0.04375	0.02828	0.1575
Lower Lim.	0.01955	0.0335	0.02152	0.1145

Confidence Interval

Constituent: Barium (mg/L) Analysis Run 5/21/2024 8:28 PM View: Appendix IV - Confidence Intervals

Plant Hammond Client: Southern Company Data: Hammond AP-2

	MW-51
8/18/2021	0.032
2/8/2022	0.046
8/11/2022	0.028
2/1/2023	0.033
8/12/2023	0.026
2/19/2024	0.028
Mean	0.03217
Std. Dev.	0.007278
Upper Lim.	0.04199
Lower Lim.	0.02312

Confidence Interval

Constituent: Beryllium (mg/L) Analysis Run 5/21/2024 8:28 PM View: Appendix IV - Confidence Intervals

Plant Hammond Client: Southern Company Data: Hammond AP-2

	HGWC-14	HGWC-17	HGWC-18	MW-22
5/23/2016	<0.003	<0.0005		
5/24/2016			0.00278 (J)	
7/12/2016	0.0005 (J)	<0.0005	0.0032	
9/1/2016	0.0005 (J)	<0.0005	0.0034	
10/24/2016	0.0005 (J)			
10/25/2016		<0.0005	0.0034	
12/7/2016	0.0006 (J)	<0.0005		
12/8/2016			0.0033	
1/26/2017	0.0005 (J)	<0.0005	0.0034	
3/22/2017		<0.0005		
3/23/2017	0.0006 (J)		0.0036	
5/24/2017	0.0005 (J)			
5/25/2017		<0.0005	0.0036	
4/3/2018		<0.0005	<0.003	
4/4/2018	<0.003			
3/14/2019	0.00043 (J)		0.0026 (J)	
3/15/2019		<0.0005		<0.0005
4/5/2019	0.00027 (J)	<0.0005	0.0022 (J)	<0.0005
9/24/2019	0.00044 (J)			
9/25/2019		<0.0005	0.0031	
9/27/2019				<0.0005
3/2/2020				<0.0005
3/3/2020	0.00043 (J)	<0.0005	0.0029 (J)	
3/27/2020				<0.0005
3/30/2020	0.00043 (J)			
3/31/2020		<0.0005	0.003	
9/15/2020			0.0033	
9/16/2020		<0.0005		
9/17/2020				4.7E-05 (J)
9/18/2020	0.00043 (J)			
2/11/2021	0.00044 (J)	6.7E-05 (J)	0.0036	
2/15/2021				6.2E-05 (J)
3/17/2021	0.00058			8.2E-05 (J)
3/18/2021		4.8E-05 (J)	0.0038	
8/18/2021	0.00039 (J)	<0.0005		
8/19/2021			0.0034	7E-05 (J)
2/8/2022		<0.0005	0.0026	7.9E-05 (J)
2/9/2022	0.00056			
8/10/2022		6E-05 (J)	0.0032	
8/11/2022	0.00039 (J)			<0.0005
1/30/2023		5.7E-05 (J)		8.1E-05 (J)
2/1/2023	0.00039 (J)		0.002	
8/13/2023	0.0004 (J)	0.0001 (J)	0.003	<0.0005
2/17/2024	0.00044 (J)	<0.0005		
2/18/2024			0.0022	<0.0005
Mean	0.000553	0.0004057	0.003003	0.0003158
Std. Dev.	0.0003086	0.0001831	0.0005854	0.0002209
Upper Lim.	0.00056	0.0005	0.00331	0.0005
Lower Lim.	0.0004	0.0001	0.002697	7E-05

ND substitution: RL or RL/2 if <15% NDs.

Confidence Interval

Constituent: Beryllium (mg/L) Analysis Run 5/21/2024 8:28 PM View: Appendix IV - Confidence Intervals

Plant Hammond Client: Southern Company Data: Hammond AP-2

	MW-33	MW-34D	MW-35	MW-37D
4/1/2020	0.0011 (J)			
6/17/2020	0.00099 (J)			
6/18/2020		0.00015 (J)	0.00032 (J)	0.00012 (J)
9/21/2020	0.0009 (J)		0.0004 (J)	
9/23/2020		<0.0005		<0.0005
2/11/2021				<0.0005
2/12/2021	0.001 (J)			
2/15/2021			0.0006 (J)	
3/12/2021				<0.0005
3/18/2021	0.0011			
3/19/2021			0.00061	
8/16/2021		<0.0005		
8/18/2021	0.00097		0.00061	<0.0005
2/8/2022	0.00087 (J)		0.0007 (J)	<0.0005
2/9/2022		6.5E-05 (J)		
8/10/2022	0.0008	<0.0005		<0.0005
8/11/2022			0.00066 (J)	
1/27/2023	0.00019 (J)			
1/30/2023		<0.0005		<0.0005
2/1/2023			0.00049 (J)	
8/12/2023		<0.0005	0.00041 (J)	
8/13/2023	0.00099			<0.0005
2/18/2024	0.00059	<0.0005		<0.0005
2/19/2024			0.00064	
Mean	0.0008636	0.0004019	0.000544	0.000462
Std. Dev.	0.000266	0.0001831	0.0001294	0.0001202
Upper Lim.	0.001053	0.0005	0.0006594	0.0005
Lower Lim.	0.000716	6.5E-05	0.0004286	0.0005

ND substitution: RL or RL/2 if <15% NDs.

Confidence Interval

Constituent: Beryllium (mg/L) Analysis Run 5/21/2024 8:28 PM View: Appendix IV - Confidence Intervals

Plant Hammond Client: Southern Company Data: Hammond AP-2

	MW-51
8/18/2021	0.00042 (J)
2/8/2022	0.00011 (J)
8/11/2022	0.00028 (J)
2/1/2023	0.00028 (J)
8/12/2023	0.00012 (J)
2/19/2024	0.00047 (J)
Mean	0.00028
Std. Dev.	0.0001485
Upper Lim.	0.0004839
Lower Lim.	7.606E-05

Confidence Interval

Constituent: Cadmium (mg/L) Analysis Run 5/21/2024 8:28 PM View: Appendix IV - Confidence Intervals

Plant Hammond Client: Southern Company Data: Hammond AP-2

	HGWC-14	HGWC-15	HGWC-17	HGWC-18
5/23/2016	0.000139 (J)	0.00271 (J)	<0.0005	
5/24/2016				<0.02
7/12/2016	<0.0005	0.0019	<0.0005	0.0022
9/1/2016	0.0001 (J)	0.0017	<0.0005	0.0024
10/24/2016	0.0002 (J)	0.0018		
10/25/2016			<0.0005	0.0022
12/7/2016	0.0001 (J)	0.0018	<0.0005	
12/8/2016				0.0024
1/26/2017	0.0001 (J)	0.0013	<0.0005	0.0025
3/22/2017			7E-05 (J)	
3/23/2017	0.0002 (J)	0.002		0.0025
5/24/2017	0.0001 (J)	0.0041		
5/25/2017			<0.0005	0.0027
4/3/2018		0.0022	<0.0005	0.0022
4/4/2018	<0.0005			
6/5/2018				0.0022
6/6/2018	0.00012 (J)	0.0021	<0.0005	
10/3/2018	0.0001 (J)	0.0026	<0.0005	0.0027
3/14/2019	<0.0005	0.0024		0.0019
3/15/2019			<0.0005	
4/4/2019		0.0018		
4/5/2019	7.9E-05 (J)		<0.0005	0.0017
9/24/2019	<0.0005	0.0014 (J)		
9/25/2019			<0.0005	0.0023 (J)
3/3/2020	<0.0005	0.0015 (J)	<0.0005	0.0021 (J)
3/26/2020		0.0016 (J)		
3/30/2020	<0.0005			
3/31/2020			<0.0005	0.0017 (J)
9/15/2020				0.0019 (J)
9/16/2020			<0.0005	
9/17/2020		0.0016 (J)		
9/18/2020	<0.0005			
2/11/2021	<0.0005		<0.0005	0.0016 (J)
2/12/2021		0.0014 (J)		
3/16/2021		0.0011		
3/17/2021	<0.0005			
3/18/2021			<0.0005	0.0015
8/18/2021	0.00013 (J)		<0.0005	
8/19/2021		0.0012		0.0014
2/8/2022		0.0011	<0.0005	0.00076
2/9/2022	<0.0005			
8/10/2022			<0.0005	0.0017
8/11/2022	<0.0005	0.00095		
1/30/2023			<0.0005	
2/1/2023	<0.0005	0.00088		0.001
8/13/2023	<0.0005	0.00033 (J)	<0.0005	0.0017
2/17/2024	<0.0005	0.00084	<0.0005	
2/18/2024				0.0015
Mean	0.0003347	0.001692	0.0004828	0.00227
Std. Dev.	0.0001921	0.0007602	8.6E-05	0.001685
Upper Lim.	0.0005	0.002071	0.0005	0.0024
Lower Lim.	0.00012	0.001313	7E-05	0.0016

ND substitution: RL or RL/2 if <15% NDs.

Confidence Interval

Constituent: Cadmium (mg/L) Analysis Run 5/21/2024 8:28 PM View: Appendix IV - Confidence Intervals

Plant Hammond Client: Southern Company Data: Hammond AP-2

	MW-22	MW-23D	MW-33	MW-34D
3/14/2019		<0.0025		
3/15/2019	0.00082 (J)			
4/5/2019	0.00064 (J)	<0.0025		
9/26/2019		<0.0025		
9/27/2019	0.0014 (J)			
3/2/2020	0.0021 (J)	<0.0025		
3/27/2020	0.0019 (J)			
4/1/2020		<0.0025	0.00022 (J)	
6/17/2020			0.00021 (J)	
6/18/2020				<0.0025
9/17/2020	0.0021 (J)	0.0006 (J)		
9/21/2020			0.00016 (J)	
9/23/2020				<0.0025
2/12/2021		0.00045 (J)	0.00017 (J)	
2/15/2021	0.002 (J)			
3/17/2021	0.0022	0.00057		
3/18/2021			0.00019 (J)	
8/16/2021				0.00023 (J)
8/18/2021			0.00017 (J)	
8/19/2021	0.0021	0.00012 (J)		
2/8/2022	0.002		0.00013 (J)	
2/9/2022				0.00072
2/10/2022		0.00024 (J)		
8/10/2022			<0.0025	0.00041 (J)
8/11/2022	0.002	0.00021 (J)		
1/27/2023			0.00017 (J)	
1/30/2023	0.0017			0.00047 (J)
2/1/2023		0.00012 (J)		
8/12/2023				0.0029
8/13/2023	0.002	0.00015 (J)	0.0002 (J)	
2/18/2024	0.0018	0.00017 (J)	0.00014 (J)	0.0008
Mean	0.001769	0.001081	0.0002736	0.001316
Std. Dev.	0.0004853	0.001108	0.000325	0.001112
Upper Lim.	0.002066	0.0025	0.00022	0.00147
Lower Lim.	0.001671	0.00015	0.00014	0.0002074

ND substitution: RL or RL/2 if <15% NDs.

Confidence Interval

Constituent: Cadmium (mg/L) Analysis Run 5/21/2024 8:28 PM View: Appendix IV - Confidence Intervals

Plant Hammond Client: Southern Company Data: Hammond AP-2

	MW-35	MW-51
6/18/2020	0.00053 (J)	
9/21/2020	0.001 (J)	
2/15/2021	0.0017 (J)	
3/19/2021	0.0018	
8/18/2021	0.0015	0.00094
2/8/2022	0.0015	0.00024 (J)
8/11/2022	0.0013 (J)	0.00045 (J)
2/1/2023	0.0017	0.0016
8/12/2023	0.0012	0.00019 (J)
2/19/2024	0.0013	0.00067
Mean	0.001353	0.0006817
Std. Dev.	0.0003822	0.0005293
Upper Lim.	0.001694	0.001409
Lower Lim.	0.001012	0

Confidence Interval

Constituent: Chromium (mg/L) Analysis Run 5/21/2024 8:28 PM View: Appendix IV - Confidence Intervals

Plant Hammond Client: Southern Company Data: Hammond AP-2

	HGWC-14	HGWC-15	HGWC-16	HGWC-17
5/23/2016	<0.005	<0.005	<0.005	<0.005
7/12/2016	<0.005	<0.005	<0.005	<0.005
9/1/2016	<0.005	<0.005	<0.005	<0.005
10/24/2016	<0.005	<0.005		
10/25/2016			<0.005	<0.005
12/7/2016	<0.005	<0.005	<0.005	<0.005
1/26/2017	<0.005	<0.005	<0.005	<0.005
3/22/2017			0.0021 (J)	<0.005
3/23/2017	<0.005	0.0005 (J)		
5/24/2017	<0.005	<0.005	<0.005	
5/25/2017				<0.005
4/3/2018		<0.005	<0.005	<0.005
4/4/2018	<0.005			
3/14/2019	<0.005	<0.005		
3/15/2019			<0.005	<0.005
4/4/2019		<0.005	<0.005	
4/5/2019	<0.005			<0.005
9/24/2019	<0.005	0.00041 (J)		
9/25/2019			<0.005	<0.005
3/3/2020	0.00042 (J)	<0.005	0.00071 (J)	0.0018 (J)
3/26/2020		<0.005		
3/30/2020	0.00066 (J)		0.0004 (J)	
3/31/2020				<0.005
9/16/2020				<0.005
9/17/2020		<0.005	<0.005	
9/18/2020	<0.005			
2/10/2021			<0.005	
2/11/2021	<0.005			0.00074 (J)
2/12/2021		<0.005		
3/16/2021		0.0012 (J)		
3/17/2021	<0.005		<0.005	
3/18/2021				0.00069 (J)
8/18/2021	<0.005			<0.005
8/19/2021		<0.005	<0.005	
2/8/2022		<0.005	<0.005	<0.005
2/9/2022	<0.005			
8/10/2022			<0.005	<0.005
8/11/2022	<0.005	<0.005		
1/30/2023				<0.005
2/1/2023	<0.005	<0.005	<0.005	
8/13/2023	<0.005	<0.005	<0.005	<0.005
2/17/2024	<0.005	<0.005		<0.005
2/18/2024			<0.005	
Mean	0.004612	0.00444	0.004487	0.004488
Std. Dev.	0.001285	0.001485	0.001381	0.001364
Upper Lim.	0.005	0.005	0.005	0.005
Lower Lim.	0.00066	0.0012	0.0021	0.0018

ND substitution: RL or RL/2 if <15% NDs.

Confidence Interval

Constituent: Chromium (mg/L) Analysis Run 5/21/2024 8:28 PM View: Appendix IV - Confidence Intervals

Plant Hammond Client: Southern Company Data: Hammond AP-2

	HGWC-18	MW-21D	MW-22	MW-23D
5/24/2016	<0.005			
7/12/2016	<0.005			
9/1/2016	<0.005			
10/25/2016	<0.005			
12/8/2016	<0.005			
1/26/2017	<0.005			
3/23/2017	0.0005 (J)			
5/25/2017	<0.005			
4/3/2018	<0.005			
3/14/2019	<0.005			<0.005
3/15/2019		<0.005	<0.005	
4/4/2019		<0.005		
4/5/2019	<0.005		<0.005	<0.005
9/25/2019	<0.005	<0.005		
9/26/2019				<0.005
9/27/2019			0.0004 (J)	
3/2/2020			<0.005	<0.005
3/3/2020	0.0004 (J)	<0.005		
3/27/2020			<0.005	
3/31/2020	<0.005			
4/1/2020		<0.005		0.00086 (J)
6/17/2020		0.00057 (J)		
9/15/2020	0.00063 (J)			
9/17/2020			<0.005	<0.005
9/21/2020		<0.005		
2/11/2021	<0.005	<0.005		
2/12/2021				<0.005
2/15/2021			<0.005	
3/17/2021			0.00075 (J)	0.00083 (J)
3/18/2021	<0.005	0.00074 (J)		
8/19/2021	<0.005	<0.005	<0.005	<0.005
2/8/2022	<0.005	<0.005	<0.005	
2/10/2022				<0.005
8/10/2022	<0.005			
8/11/2022		<0.005	<0.005	<0.005
1/27/2023		<0.005		
1/30/2023			<0.005	
2/1/2023	<0.005			<0.005
8/12/2023		<0.005		
8/13/2023	<0.005		<0.005	<0.005
2/18/2024	<0.005	<0.005	<0.005	<0.005
Mean	0.004414	0.004421	0.004368	0.004406
Std. Dev.	0.001547	0.001529	0.001608	0.001509
Upper Lim.	0.005	0.005	0.005	0.005
Lower Lim.	0.00063	0.00074	0.00075	0.00086

ND substitution: RL or RL/2 if <15% NDs.

Confidence Interval

Constituent: Chromium (mg/L) Analysis Run 5/21/2024 8:28 PM View: Appendix IV - Confidence Intervals

Plant Hammond Client: Southern Company Data: Hammond AP-2

	MW-33	MW-34D	MW-35	MW-37D
4/1/2020	0.00069 (J)			
6/17/2020	<0.005			
6/18/2020		0.0059 (J)	<0.005	0.0048 (J)
9/21/2020	<0.005		0.00079 (J)	
9/23/2020		<0.005		<0.005
2/11/2021				0.0014 (J)
2/12/2021	<0.005			
2/15/2021			<0.005	
3/12/2021				<0.005
3/18/2021	<0.005			
3/19/2021			0.00083 (J)	
8/16/2021		<0.005		
8/18/2021	<0.005		<0.005	<0.005
2/8/2022	<0.005		<0.005	<0.005
2/9/2022		<0.005		
8/10/2022	<0.005	<0.005		<0.005
8/11/2022			<0.005	
1/27/2023	<0.005			
1/30/2023		<0.005		<0.005
2/1/2023			<0.005	
8/12/2023		<0.005	<0.005	
8/13/2023	<0.005			<0.005
2/18/2024	<0.005	<0.005		<0.005
2/19/2024			<0.005	
Mean	0.004608	0.005112	0.004162	0.00462
Std. Dev.	0.0013	0.0003182	0.001767	0.001133
Upper Lim.	0.005	0.0059	0.005	0.005
Lower Lim.	0.005	0.005	0.00083	0.0048

ND substitution: RL or RL/2 if <15% NDs.

Confidence Interval

Constituent: Cobalt (mg/L) Analysis Run 5/21/2024 8:28 PM View: Appendix IV - Confidence Intervals

Plant Hammond Client: Southern Company Data: Hammond AP-2

	HGWC-14	HGWC-15	HGWC-16	HGWC-17
5/23/2016	<0.25	0.0419 (J)	<0.005	0.0167
7/12/2016	0.0232	0.0393	<0.005	0.0148
9/1/2016	0.0248	0.045	<0.005	0.0151
10/24/2016	0.0253	0.0557		
10/25/2016			<0.005	0.0141
12/7/2016	0.0269	0.0536	<0.005	0.0141
1/26/2017	0.0294	0.055	<0.005	0.0154
3/22/2017			<0.005	0.0169
3/23/2017	0.0311	0.0715		
5/24/2017	0.0279	0.0446	<0.005	
5/25/2017				0.0154
4/3/2018		0.032	<0.005	0.016
4/4/2018	0.025			
6/6/2018	0.027	0.032	<0.005	0.018
10/3/2018	0.023	0.051	<0.005	0.016
3/14/2019	0.025	0.038		
3/15/2019			<0.005	0.017
4/4/2019		0.035	0.00028 (J)	
4/5/2019	0.021			0.016
9/24/2019	0.026	0.022		
9/25/2019			<0.005	0.015
3/3/2020	0.029	0.03	0.00037 (J)	0.016
3/26/2020		0.022		
3/30/2020	0.028		<0.005	
3/31/2020				0.016
9/16/2020				0.013
9/17/2020		0.026	<0.005	
9/18/2020	0.027			
2/10/2021			<0.005	
2/11/2021	0.033			0.012
2/12/2021		0.019		
3/16/2021		0.018		
3/17/2021	0.034		<0.005	
3/18/2021				0.012
8/18/2021	0.033			0.009
8/19/2021		0.011	<0.005	
2/8/2022		0.0081	<0.005	0.0066
2/9/2022	0.038			
8/10/2022			<0.005	0.012
8/11/2022	0.037	0.0088		
1/30/2023				0.011
2/1/2023	0.035	0.0091	<0.005	
8/13/2023	0.036	0.0016 (J)	<0.005	0.009
2/17/2024	0.038	0.0058		0.0036 (J)
2/18/2024			<0.005	
Mean	0.03314	0.03104	0.004626	0.01363
Std. Dev.	0.01977	0.01856	0.001295	0.003529
Upper Lim.	0.034	0.04029	0.005	0.01544
Lower Lim.	0.0253	0.02179	0.00037	0.01252

ND substitution: RL or RL/2 if <15% NDs.

Confidence Interval

Constituent: Cobalt (mg/L) Analysis Run 5/21/2024 8:28 PM View: Appendix IV - Confidence Intervals

Plant Hammond Client: Southern Company Data: Hammond AP-2

	HGWC-18	MW-21D	MW-22	MW-23D
5/24/2016	0.17 (J)			
7/12/2016	0.168			
9/1/2016	0.18			
10/25/2016	0.188			
12/8/2016	0.206			
1/26/2017	0.195			
3/23/2017	0.223			
5/25/2017	0.209			
4/3/2018	0.19			
6/5/2018	0.19			
10/3/2018	0.19			
3/14/2019	0.16			0.0013 (J)
3/15/2019		<0.005	0.028	
4/4/2019		0.00034 (J)		
4/5/2019	0.14		0.022	0.0012 (J)
9/25/2019	0.18	<0.005		
9/26/2019				0.00098 (J)
9/27/2019			0.035	
3/2/2020			0.043	0.0011 (J)
3/3/2020	0.15	<0.005		
3/27/2020			0.025	
3/31/2020	0.16			
4/1/2020		<0.005		0.0011 (J)
6/17/2020		<0.005		
9/15/2020	0.16			
9/17/2020			0.029	0.00096 (J)
9/21/2020		<0.005		
2/11/2021	0.14	<0.005		
2/12/2021				0.001 (J)
2/15/2021			0.038	
3/17/2021			0.039	0.0011 (J)
3/18/2021	0.14	<0.005		
8/19/2021	0.15	<0.005	0.022	0.00089 (J)
2/8/2022	0.16	<0.005	0.034	
2/10/2022				0.001 (J)
8/10/2022	0.16			
8/11/2022		<0.005	0.015	0.00088 (J)
1/27/2023		<0.005		
1/30/2023			0.027	
2/1/2023	0.11			0.00081 (J)
8/12/2023		<0.005		
8/13/2023	0.14		0.0089	0.00073 (J)
2/18/2024	0.15	<0.005	0.019	0.00086 (J)
Mean	0.1684	0.004689	0.02749	0.0009936
Std. Dev.	0.02647	0.001203	0.009708	0.000156
Upper Lim.	0.1816	0.005	0.03437	0.001104
Lower Lim.	0.1552	0.00034	0.02062	0.000883

ND substitution: RL or RL/2 if <15% NDs.

Confidence Interval

Constituent: Cobalt (mg/L) Analysis Run 5/21/2024 8:28 PM View: Appendix IV - Confidence Intervals

Plant Hammond Client: Southern Company Data: Hammond AP-2

	MW-33	MW-34D	MW-35	MW-37D
1/22/2020	0.052			
4/1/2020	0.058			
6/17/2020	0.053			
6/18/2020		0.011	0.091	0.0015 (J)
9/21/2020	0.047		0.084	
9/23/2020		0.0056		<0.005
2/11/2021				0.00048 (J)
2/12/2021	0.055			
2/15/2021			0.095	
3/12/2021				<0.005
3/18/2021	0.057			
3/19/2021			0.1	
8/16/2021		0.0093		
8/18/2021	0.054		0.085	<0.005
2/8/2022	0.048		0.09	<0.005
2/9/2022		0.0065		
8/10/2022	0.046	0.0066		<0.005
8/11/2022			0.082	
1/27/2023	0.034			
1/30/2023		0.0071		<0.005
2/1/2023			0.088	
8/12/2023		0.0058	0.082	
8/13/2023	0.061			<0.005
2/18/2024	0.042	0.0067		<0.005
2/19/2024			0.084	
Mean	0.05058	0.007325	0.0881	0.004198
Std. Dev.	0.007585	0.001865	0.005953	0.001708
Upper Lim.	0.05654	0.009192	0.09341	0.005
Lower Lim.	0.04463	0.005521	0.08279	0.0015

ND substitution: RL or RL/2 if <15% NDs.

Confidence Interval

Constituent: Cobalt (mg/L) Analysis Run 5/21/2024 8:28 PM View: Appendix IV - Confidence Intervals

Plant Hammond Client: Southern Company Data: Hammond AP-2

	MW-51
8/18/2021	0.03
2/8/2022	0.031
8/11/2022	0.027
2/1/2023	0.021 (J)
8/12/2023	0.022
2/19/2024	0.046
Mean	0.0295
Std. Dev.	0.00905
Upper Lim.	0.04193
Lower Lim.	0.01707

Confidence Interval

Constituent: Combined Radium 226 + 228 (pCi/L) Analysis Run 5/21/2024 8:28 PM View: Appendix IV - Confidence Intervals

Plant Hammond Client: Southern Company Data: Hammond AP-2

	HGWC-14	HGWC-15	HGWC-16	HGWC-17
5/23/2016	0.568 (U)	0.171 (U)		0.618 (U)
7/1/2016			0 (U)	
7/12/2016	1.31	0.611 (U)	0.182 (U)	0.867
9/1/2016	1.64	0.766 (U)	1.23	0.857 (U)
10/24/2016	1.88	0.969		
10/25/2016			1.05 (U)	1.11 (U)
12/7/2016	1.35	0.302 (U)	1.11 (U)	0.964 (U)
1/26/2017	2.1	0.626 (U)	1.29 (U)	0.612 (U)
3/22/2017			0.453 (U)	0.437 (U)
3/23/2017	1.17	0.662 (U)		
5/24/2017	1 (U)	0.202 (U)	1.05 (U)	
5/25/2017				1.21 (U)
4/3/2018		0.384 (U)	0.783 (U)	0.409 (U)
4/4/2018	1.72			
6/6/2018	1.31 (U)	1.32 (U)	0.595 (U)	0.772 (U)
10/3/2018	1.48	0.858 (U)	1.03 (U)	1.08 (U)
3/14/2019	1.5	0.462 (U)		
3/15/2019			0.591 (U)	0.917 (U)
4/4/2019		0.512 (U)	0.96 (U)	
4/5/2019	1.43 (U)			1.07 (U)
9/24/2019	1.17	0.582 (U)		
9/25/2019			0.643 (U)	1.54
3/3/2020	1.84	1.43	1.32 (U)	1.33
3/26/2020		0.855 (U)		
3/30/2020	1.08 (U)		0.288 (U)	
3/31/2020				0.591 (U)
9/16/2020				0.295 (U)
9/17/2020		0.395 (U)	1.1 (U)	
9/18/2020	1.8 (U)			
2/10/2021			0.773 (U)	
2/11/2021	0.73 (U)			0.831 (U)
2/12/2021		1.65		
3/16/2021		0.801 (U)		
3/17/2021	1.84		0.228 (U)	
3/18/2021				0.856 (U)
8/18/2021	0.858 (U)			0.548 (U)
8/19/2021		0.527 (U)	0.668 (U)	
2/8/2022		0.0242 (U)	0.168 (U)	1 (U)
2/9/2022	0.346 (U)			
8/11/2022	1.31	0.656 (U)	0.249 (U)	0.361 (U)
1/30/2023				0.5 (U)
2/1/2023	1.13	0.626 (U)	0.757 (U)	
8/13/2023	0.801 (U)	0.785 (U)	0.281 (U)	0.678 (U)
2/17/2024	0.439 (U)	0.576 (U)		0.633 (U)
2/18/2024			0.248 (U)	
Mean	1.272	0.6701	0.6819	0.8034
Std. Dev.	0.4713	0.3791	0.4018	0.3148
Upper Lim.	1.507	0.8591	0.8822	0.9603
Lower Lim.	1.037	0.4811	0.4816	0.6466

Confidence Interval

Constituent: Combined Radium 226 + 228 (pCi/L) Analysis Run 5/21/2024 8:28 PM View: Appendix IV - Confidence Intervals

Plant Hammond Client: Southern Company Data: Hammond AP-2

	HGWC-18	MW-21D	MW-22	MW-23D
5/24/2016	1.82			
7/12/2016	1.76			
9/1/2016	1.51			
10/25/2016	2.69			
12/8/2016	2.21			
1/26/2017	2.26			
3/23/2017	1.81			
5/25/2017	1.63			
4/3/2018	2.53			
6/5/2018	1.91			
10/3/2018	2.22			
3/14/2019	1.37 (U)			0.872 (U)
3/15/2019		0.972 (U)	0.977	
4/4/2019		0.791 (U)		
4/5/2019	2.22		1.06 (U)	0.932 (U)
9/25/2019	2.77	0.751 (U)		
9/26/2019				1.25
9/27/2019			1.44 (U)	
3/2/2020			0.872 (U)	0.964 (U)
3/3/2020	2.35	1.94		
3/27/2020			0.96 (U)	
3/31/2020	2.7			
4/1/2020		0.758 (U)		0.914 (U)
6/17/2020		0.691 (U)		
9/15/2020	1.65			
9/17/2020			0.0879 (U)	0.32 (U)
9/21/2020		0.436 (U)		
2/11/2021	1.11	0.317 (U)		
2/12/2021				1.21 (U)
2/15/2021			0.215 (U)	
3/17/2021			0.981 (U)	0.579 (U)
3/18/2021	1.63	0.5 (U)		
8/19/2021	1.45	1.17	0.689 (U)	0.69 (U)
2/8/2022	0.93 (U)	0.463 (U)	0.0657 (U)	
2/10/2022				0.919 (U)
8/11/2022	1.46	0.691 (U)	0.789 (U)	0.39 (U)
1/27/2023		0.256 (U)		
1/30/2023			0.621 (U)	
2/1/2023	0.871			0.406 (U)
8/12/2023		0.297 (U)		
8/13/2023	1.03		0.361 (U)	0.0608 (U)
2/18/2024	0.757 (U)	0.127 (U)	0.471 (U)	0.339 (U)
Mean	1.786	0.6773	0.685	0.7033
Std. Dev.	0.5946	0.4504	0.4039	0.3605
Upper Lim.	2.082	0.9196	0.9711	0.9587
Lower Lim.	1.49	0.3722	0.3989	0.4479

Confidence Interval

Constituent: Combined Radium 226 + 228 (pCi/L) Analysis Run 5/21/2024 8:28 PM View: Appendix IV - Confidence Intervals

Plant Hammond Client: Southern Company Data: Hammond AP-2

	MW-33	MW-34D	MW-35	MW-37D
4/1/2020	2.57			
6/17/2020	1.43 (U)			
6/18/2020		1.36	2.02	1.79
9/21/2020	2.53		3.85	
9/23/2020		0.563 (U)		0.98 (U)
2/11/2021				0.12 (U)
2/12/2021	2.26			
2/15/2021			1.52	
3/12/2021				0.578 (U)
3/18/2021	0.733 (U)			
3/19/2021			0.524 (U)	
8/16/2021		0.693 (U)		
8/18/2021	1.77		1.67	1.31
2/8/2022	0.967 (U)		1.38	0.345 (U)
2/9/2022		0.297 (U)		
8/11/2022	1.52	1.05	1.71	0.505 (U)
1/27/2023	1.44 (U)			
1/30/2023		0.689 (U)		0.309 (U)
2/1/2023			1.24	
8/12/2023		0.676 (U)	0.897 (U)	
8/13/2023	0.773 (U)			0.308 (U)
2/18/2024	0.552 (U)	0.515 (U)		0.535 (U)
2/19/2024			1.43	
Mean	1.504	0.7304	1.624	0.678
Std. Dev.	0.7187	0.331	0.8892	0.5252
Upper Lim.	2.103	1.081	2.325	1.147
Lower Lim.	0.9052	0.3795	0.9014	0.2094

Confidence Interval

Constituent: Combined Radium 226 + 228 (pCi/L) Analysis Run 5/21/2024 8:28 PM View: Appendix IV - Confidence Intervals

Plant Hammond Client: Southern Company Data: Hammond AP-2

	MW-51
8/18/2021	0.973 (U)
2/8/2022	0.431 (U)
8/11/2022	1.02
2/1/2023	0.82 (U)
8/12/2023	0.484 (U)
2/19/2024	0.995 (U)
Mean	0.7872
Std. Dev.	0.2652
Upper Lim.	1.099
Lower Lim.	0.3869

Confidence Interval

Constituent: Fluoride (mg/L) Analysis Run 5/21/2024 8:28 PM View: Appendix IV - Confidence Intervals

Plant Hammond Client: Southern Company Data: Hammond AP-2

	HGWC-14	HGWC-15	HGWC-16	HGWC-17
5/23/2016	<0.1	<0.1	0.038 (J)	<0.3
7/12/2016	0.2 (J)	0.09 (J)	0.26 (J)	0.09 (J)
9/1/2016	0.08 (J)	0.22 (J)	0.42	0.03 (J)
10/24/2016	0.04 (J)	0.07 (J)		
10/25/2016			0.25 (J)	0.07 (J)
12/7/2016	0.11 (J)	0.23 (J)	0.23 (J)	0.54
1/26/2017	0.13 (J)	<0.1	0.02 (J)	<0.3
3/22/2017			0.3	0.07 (J)
3/23/2017	0.28 (J)	0.12 (J)		
5/24/2017	0.32	0.31	0.46	
5/25/2017				0.42
10/4/2017	0.52	0.6	<0.1	0.93
4/3/2018		<0.1	<0.1	<0.3
4/4/2018	<0.1			
6/6/2018	0.25 (J)	0.17 (J)	<0.1	0.23 (J)
10/3/2018	0.21 (J)	<0.1	<0.1	<0.3
3/14/2019	0.24 (J)	<0.1		
3/15/2019			<0.1	<0.3
4/4/2019		0.066 (J)	<0.1	
4/5/2019	0.66			0.16 (J)
9/24/2019	0.053 (J)	0.12 (J)		
9/25/2019			<0.1	0.081 (J)
3/3/2020	<0.1	0.064 (J)	<0.1	<0.3
3/26/2020		<0.1		
3/30/2020	0.092 (J)		0.059 (J)	
3/31/2020				<0.3
9/16/2020				0.058 (J)
9/17/2020		<0.1	<0.1	
9/18/2020	<0.1			
2/10/2021			0.21	
2/11/2021	0.059 (J)			0.058 (J)
2/12/2021		0.053 (J)		
3/16/2021		<0.1		
3/17/2021	0.076 (J)		<0.1	
3/18/2021				0.057 (J)
8/18/2021	<0.1			0.062 (J)
8/19/2021		<0.1	<0.1	
2/8/2022		<0.1	<0.1	0.055 (J)
2/9/2022	0.053 (J)			
8/10/2022			0.054 (J)	0.086 (J)
8/11/2022	0.085 (J)	0.097 (J)		
1/30/2023				0.097 (J)
2/1/2023	0.094 (J)	0.086 (J)	0.053 (J)	
8/13/2023	0.1	0.12	0.053 (J)	0.081 (J)
2/17/2024	0.065 (J)	0.064 (J)		0.057 (J)
2/18/2024			<0.1	
Mean	0.1622	0.1338	0.1426	0.2051
Std. Dev.	0.148	0.1112	0.1132	0.2017
Upper Lim.	0.1626	0.12	0.1078	0.1331
Lower Lim.	0.07728	0.09	0.04179	0.05794

ND substitution: RL or RL/2 if <15% NDs.

Confidence Interval

Constituent: Fluoride (mg/L) Analysis Run 5/21/2024 8:28 PM View: Appendix IV - Confidence Intervals

Plant Hammond Client: Southern Company Data: Hammond AP-2

	HGWC-18	MW-21D	MW-22	MW-23D
5/24/2016	<0.3			
7/12/2016	0.54			
9/1/2016	0.49			
10/25/2016	0.58			
12/8/2016	0.63			
1/26/2017	0.71			
3/23/2017	0.57			
5/25/2017	0.54			
10/4/2017	0.95			
4/3/2018	0.33			
6/5/2018	0.66			
10/3/2018	0.32			
3/14/2019	0.88			<0.1
3/15/2019		<0.1	<0.1	
4/4/2019		0.1 (J)		
4/5/2019	0.37		0.13 (J)	0.14 (J)
9/25/2019	0.73	<0.1		
9/26/2019				0.16 (J)
9/27/2019			0.28 (J)	
3/2/2020			<0.1	<0.1
3/3/2020	0.34	<0.1		
3/27/2020			<0.1	
3/31/2020	0.45			
4/1/2020		<0.1		<0.1
6/17/2020		<0.1		
9/15/2020	0.31			
9/17/2020			<0.1	<0.1
9/21/2020		<0.1		
2/11/2021	0.71	<0.1		
2/12/2021				<0.1
2/15/2021			<0.1	
3/17/2021			<0.1	<0.1
3/18/2021	0.64	<0.1		
8/19/2021	0.31	<0.1	<0.1	<0.1
2/8/2022	0.19	<0.1	<0.1	
2/10/2022				<0.1
8/10/2022	0.3			
8/11/2022		0.056 (J)	0.063 (J)	0.06 (J)
1/27/2023		0.05 (J)		
1/30/2023			0.064 (J)	
2/1/2023	0.21			0.074 (J)
8/12/2023		<0.1		
8/13/2023	0.25		0.057 (J)	0.061 (J)
2/18/2024	0.17	<0.1	<0.1	<0.1
Mean	0.4742	0.09373	0.1067	0.09964
Std. Dev.	0.2227	0.01658	0.05348	0.0263
Upper Lim.	0.5828	0.1	0.13	0.14
Lower Lim.	0.3657	0.1	0.064	0.074

ND substitution: RL or RL/2 if <15% NDs.

Confidence Interval

Constituent: Fluoride (mg/L) Analysis Run 5/21/2024 8:28 PM View: Appendix IV - Confidence Intervals

Plant Hammond Client: Southern Company Data: Hammond AP-2

	MW-33	MW-34D	MW-35	MW-37D
1/22/2020	0.18 (J)			
4/1/2020	0.15 (J)			
6/17/2020	0.25			
6/18/2020		0.082 (J)	0.053 (J)	0.1
9/21/2020	0.14		<0.1	
9/23/2020		<0.1		0.065 (J)
2/11/2021				0.077 (J)
2/12/2021	0.25			
2/15/2021			0.093 (J)	
3/12/2021				0.061 (J)
3/18/2021	0.4			
3/19/2021			0.082 (J)	
8/16/2021		0.066 (J)		
8/18/2021	0.16		0.052 (J)	0.05 (J)
2/8/2022	0.14		0.065 (J)	0.055 (J)
2/9/2022		0.051 (J)		
8/10/2022	0.21	0.081 (J)		0.084 (J)
8/11/2022			0.088 (J)	
1/27/2023	0.087 (J)			
1/30/2023		0.089 (J)		0.092 (J)
2/1/2023			0.1	
8/12/2023		0.062 (J)	0.077 (J)	
8/13/2023	0.22			0.11
2/18/2024	0.088 (J)	<0.1		0.05 (J)
2/19/2024			0.16	
Mean	0.1896	0.07888	0.082	0.0744
Std. Dev.	0.08592	0.01788	0.03273	0.02152
Upper Lim.	0.257	0.08583	0.1112	0.0936
Lower Lim.	0.1222	0.05783	0.05279	0.0552

ND substitution: RL or RL/2 if <15% NDs.

Confidence Interval

Constituent: Fluoride (mg/L) Analysis Run 5/21/2024 8:28 PM View: Appendix IV - Confidence Intervals

Plant Hammond Client: Southern Company Data: Hammond AP-2

	MW-51
8/18/2021	0.072 (J)
2/8/2022	0.078 (J)
8/11/2022	0.11
2/1/2023	0.18
8/12/2023	0.1
2/19/2024	0.12
Mean	0.11
Std. Dev.	0.03891
Upper Lim.	0.1634
Lower Lim.	0.05656

Confidence Interval

Constituent: Lead (mg/L) Analysis Run 5/21/2024 8:28 PM View: Appendix IV - Confidence Intervals

Plant Hammond Client: Southern Company Data: Hammond AP-2

	HGWC-14	HGWC-15	HGWC-16	HGWC-17
5/23/2016	0.00182 (J)	<0.001	<0.001	<0.001
7/12/2016	0.0015 (J)	<0.001	<0.001	<0.001
9/1/2016	0.0016 (J)	<0.001	<0.001	<0.001
10/24/2016	0.0016 (J)	<0.001		
10/25/2016			<0.001	<0.001
12/7/2016	0.0018 (J)	<0.001	<0.001	<0.001
1/26/2017	0.002 (J)	<0.001	0.0001 (J)	<0.001
3/22/2017			0.0002 (J)	0.0001 (J)
3/23/2017	0.0019 (J)	0.001 (J)		
5/24/2017	0.0016 (J)	0.0001 (J)	0.0001 (J)	
5/25/2017				<0.001
4/3/2018		<0.001	<0.001	<0.001
4/4/2018	<0.001			
3/14/2019	0.0014 (J)	<0.001		
3/15/2019			<0.001	<0.001
4/4/2019		7.2E-05 (J)	0.00016 (J)	
4/5/2019	0.0012 (J)			7.6E-05 (J)
9/24/2019	0.0013 (J)	0.0002 (J)		
9/25/2019			<0.001	8.9E-05 (J)
3/3/2020	0.0017 (J)	5.3E-05 (J)	0.00016 (J)	0.00013 (J)
3/26/2020		<0.001		
3/30/2020	0.0015 (J)		7.3E-05 (J)	
3/31/2020				7.7E-05 (J)
9/16/2020				6.5E-05 (J)
9/17/2020		<0.001	7.8E-05 (J)	
9/18/2020	0.0012 (J)			
2/10/2021			9.4E-05 (J)	
2/11/2021	0.0015 (J)			0.00018 (J)
2/12/2021		<0.001		
3/16/2021		<0.001		
3/17/2021	0.0019		5.8E-05 (J)	
3/18/2021				8.8E-05 (J)
8/18/2021	0.0015			<0.001
8/19/2021		<0.001	<0.001	
2/8/2022		<0.001	<0.001	<0.001
2/9/2022	0.0014			
8/10/2022			<0.001	<0.001
8/11/2022	<0.001	<0.001		
1/30/2023				<0.001
2/1/2023	0.0011	<0.001	<0.001	
8/13/2023	0.00079 (J)	<0.001	<0.001	0.00049 (J)
2/17/2024	0.0012	<0.001		<0.001
2/18/2024			<0.001	
Mean	0.001413	0.0008446	0.0006532	0.000665
Std. Dev.	0.0004076	0.0003472	0.0004432	0.0004348
Upper Lim.	0.001627	0.001	0.001	0.001
Lower Lim.	0.0012	0.001	0.0001	0.0001

ND substitution: RL or RL/2 if <15% NDs.

Confidence Interval

Constituent: Lead (mg/L) Analysis Run 5/21/2024 8:28 PM View: Appendix IV - Confidence Intervals

Plant Hammond Client: Southern Company Data: Hammond AP-2

	HGWC-18	MW-21D	MW-22	MW-23D
5/24/2016	0.00154 (J)			
7/12/2016	0.0012 (J)			
9/1/2016	0.0014 (J)			
10/25/2016	0.0015 (J)			
12/8/2016	0.0017 (J)			
1/26/2017	0.0013 (J)			
3/23/2017	0.001 (J)			
5/25/2017	0.0012 (J)			
4/3/2018	<0.001			
3/14/2019	0.0015 (J)			<0.001
3/15/2019		<0.001	<0.001	
4/4/2019		<0.001		
4/5/2019	0.0015 (J)		<0.001	<0.001
9/25/2019	0.0015 (J)	<0.001		
9/26/2019				<0.001
9/27/2019			0.0001 (J)	
3/2/2020			9.4E-05 (J)	5.1E-05 (J)
3/3/2020	0.0013 (J)	4.7E-05 (J)		
3/27/2020			<0.001	
3/31/2020	0.0014 (J)			
4/1/2020		4.8E-05 (J)		<0.001
6/17/2020		<0.001		
9/15/2020	0.0014 (J)			
9/17/2020			<0.001	0.00016 (J)
9/21/2020		<0.001		
2/11/2021	0.00098 (J)	0.00066 (J)		
2/12/2021				<0.001
2/15/2021			3.6E-05 (J)	
3/17/2021			<0.001	<0.001
3/18/2021	0.00096 (J)	7.3E-05 (J)		
8/19/2021	0.0013	<0.001	<0.001	<0.001
2/8/2022	0.0009 (J)	<0.001	<0.001	
2/10/2022				<0.001
8/10/2022	0.0011			
8/11/2022		<0.001	<0.001	<0.001
1/27/2023		<0.001		
1/30/2023			<0.001	
2/1/2023	<0.001			<0.001
8/12/2023		<0.001		
8/13/2023	0.00075 (J)		<0.001	<0.001
2/18/2024	0.0011	<0.001	<0.001	<0.001
Mean	0.001197	0.0007885	0.0008021	0.0008722
Std. Dev.	0.0003243	0.000389	0.0003934	0.0003255
Upper Lim.	0.001367	0.001	0.001	0.001
Lower Lim.	0.001027	7.3E-05	0.0001	0.00016

ND substitution: RL or RL/2 if <15% NDs.

Confidence Interval

Constituent: Lead (mg/L) Analysis Run 5/21/2024 8:28 PM View: Appendix IV - Confidence Intervals

Plant Hammond Client: Southern Company Data: Hammond AP-2

	MW-33	MW-34D	MW-35	MW-37D
4/1/2020	0.0017 (J)			
6/17/2020	0.0017 (J)			
6/18/2020		0.00087 (J)	0.00016 (J)	0.0017 (J)
9/21/2020	0.0017 (J)		0.00099 (J)	
9/23/2020		<0.001		8.2E-05 (J)
2/11/2021				0.00039 (J)
2/12/2021	0.0018 (J)			
2/15/2021			0.00055 (J)	
3/12/2021				<0.001
3/18/2021	0.0017			
3/19/2021			0.00066 (J)	
8/16/2021		<0.001		
8/18/2021	0.0016		<0.001	<0.001
2/8/2022	0.0014		<0.001	<0.001
2/9/2022		<0.001		
8/10/2022	<0.001	<0.001		<0.001
8/11/2022			<0.001	
1/27/2023	<0.001			
1/30/2023		<0.001		<0.001
2/1/2023			<0.001	
8/12/2023		<0.001	0.00035 (J)	
8/13/2023	0.0011			<0.001
2/18/2024	0.00084 (J)	<0.001		<0.001
2/19/2024			0.0006 (J)	
Mean	0.001413	0.0009838	0.000731	0.0009172
Std. Dev.	0.000358	4.596E-05	0.0003132	0.0004264
Upper Lim.	0.001623	0.001	0.001	0.001
Lower Lim.	0	0.00087	0.00035	0.00039

ND substitution: RL or RL/2 if <15% NDs.

Confidence Interval

Constituent: Lithium (mg/L) Analysis Run 5/21/2024 8:28 PM View: Appendix IV - Confidence Intervals

Plant Hammond Client: Southern Company Data: Hammond AP-2

	HGWC-14	HGWC-15	HGWC-16	HGWC-17
5/23/2016	<0.03	<0.03	<0.03	<0.03
7/12/2016	<0.03	<0.03	0.0037 (J)	<0.03
9/1/2016	<0.03	0.0021 (J)	0.0033 (J)	<0.03
10/24/2016	<0.03	<0.03		
10/25/2016			0.0029 (J)	<0.03
12/7/2016	<0.03	<0.03	0.0029 (J)	<0.03
1/26/2017	<0.03	<0.03	0.0028 (J)	<0.03
3/22/2017			0.0025 (J)	<0.03
3/23/2017	<0.03	0.0016 (J)		
5/24/2017	<0.03	0.0029 (J)	0.0029 (J)	
5/25/2017				0.0011 (J)
4/3/2018		0.0026 (J)	0.0028 (J)	<0.03
4/4/2018	<0.03			
6/6/2018	<0.03	0.0013 (J)	0.0031 (J)	<0.03
10/3/2018	<0.03	0.0017 (J)	0.0026 (J)	<0.03
3/14/2019	<0.03	<0.03		
3/15/2019			0.0041 (J)	0.0011 (J)
4/4/2019		0.0009 (J)	0.0032 (J)	
4/5/2019	<0.03			0.00074 (J)
9/24/2019	<0.03	0.0012 (J)		
9/25/2019			0.0038 (J)	0.0011 (J)
3/3/2020	<0.03	0.0084 (J)	0.0047 (J)	0.0012 (J)
3/26/2020		0.0061 (J)		
3/30/2020	<0.03		0.0041 (J)	
3/31/2020				0.0009 (J)
9/16/2020				0.0012 (J)
9/17/2020		0.0094 (J)	0.0043 (J)	
9/18/2020	<0.03			
2/10/2021			0.0038 (J)	
2/11/2021	<0.03			0.0013 (J)
2/12/2021		0.036		
3/16/2021		0.032		
3/17/2021	<0.03		0.0048 (J)	
3/18/2021				0.0014 (J)
8/18/2021	<0.03			0.0012 (J)
8/19/2021		0.0058 (J)	0.0042 (J)	
2/8/2022		0.014 (J)	0.0034 (J)	0.0014 (J)
2/9/2022	<0.03			
8/11/2022	<0.03	0.0025 (J)		
1/30/2023				0.0014 (J)
2/1/2023	<0.03	0.016 (J)	0.0036 (J)	
8/13/2023	<0.03	0.0047 (J)	0.003 (J)	0.0018 (J)
2/17/2024	0.0029 (J)	0.014 (J)		<0.03
2/18/2024			0.003 (J)	
Mean	0.02892	0.01373	0.003937	0.01441
Std. Dev.	0.00542	0.01282	0.002445	0.01465
Upper Lim.	0.03	0.006913	0.0041	0.03
Lower Lim.	0.0029	0.002454	0.0029	0.0012

ND substitution: RL or RL/2 if <15% NDs.

Confidence Interval

Constituent: Lithium (mg/L) Analysis Run 5/21/2024 8:28 PM View: Appendix IV - Confidence Intervals

Plant Hammond Client: Southern Company Data: Hammond AP-2

	HGWC-18	MW-21D	MW-22	MW-23D
5/24/2016	0.0142 (J)			
7/12/2016	0.0141 (J)			
9/1/2016	0.0158 (J)			
10/25/2016	0.016 (J)			
12/8/2016	0.0144 (J)			
1/26/2017	0.0136 (J)			
3/23/2017	0.0151 (J)			
5/25/2017	0.0154 (J)			
4/3/2018	0.013 (J)			
6/5/2018	0.013 (J)			
10/3/2018	0.015 (J)			
3/14/2019	0.011 (J)			0.0028 (J)
3/15/2019		0.025 (J)	0.002 (J)	
4/4/2019		0.019 (J)		
4/5/2019	0.0084 (J)		0.0013 (J)	0.0021 (J)
9/25/2019	0.015 (J)	0.024 (J)		
9/26/2019				0.0023 (J)
9/27/2019			0.0013 (J)	
3/2/2020			0.0015 (J)	0.0025 (J)
3/3/2020	0.012 (J)	0.026 (J)		
3/27/2020			0.0013 (J)	
3/31/2020	0.012 (J)			
4/1/2020		0.026 (J)		0.0024 (J)
6/17/2020		0.023 (J)		
9/15/2020	0.014 (J)			
9/17/2020			0.0011 (J)	0.0021 (J)
9/21/2020		0.022 (J)		
2/11/2021	0.011 (J)	0.021 (J)		
2/12/2021				0.0023 (J)
2/15/2021			0.0011 (J)	
3/17/2021			0.0012 (J)	0.0024 (J)
3/18/2021	0.013 (J)	0.026 (J)		
8/19/2021	0.013 (J)	0.022 (J)	0.0012 (J)	0.0022 (J)
2/8/2022	0.01 (J)	0.022 (J)	0.0011 (J)	
2/10/2022				0.0029 (J)
8/11/2022		0.022 (J)	0.0011 (J)	0.002 (J)
1/27/2023		0.018 (J)		
1/30/2023			0.0011 (J)	
2/1/2023	0.0093 (J)			0.0019 (J)
8/12/2023		0.015 (J)		
8/13/2023	0.012 (J)		0.0014 (J)	0.0017 (J)
2/18/2024	0.0098 (J)	0.012 (J)	<0.03	0.0016 (J)
Mean	0.01292	0.02153	0.002264	0.002229
Std. Dev.	0.002146	0.004086	0.003674	0.0003709
Upper Lim.	0.01402	0.0243	0.0015	0.002491
Lower Lim.	0.01183	0.01876	0.0011	0.001966

ND substitution: RL or RL/2 if <15% NDs.

Confidence Interval

Constituent: Lithium (mg/L) Analysis Run 5/21/2024 8:28 PM View: Appendix IV - Confidence Intervals

Plant Hammond Client: Southern Company Data: Hammond AP-2

	MW-33	MW-34D	MW-35	MW-37D
4/1/2020	0.0011 (J)			
6/17/2020	0.00097 (J)			
6/18/2020		0.0021 (J)	0.0046 (J)	0.038 (J)
9/21/2020	0.00086 (J)		0.0036 (J)	
9/23/2020		0.0011 (J)		0.031
2/11/2021				0.034
2/12/2021	0.0011 (J)			
2/15/2021			0.0043 (J)	
3/12/2021				0.035
3/18/2021	0.0012 (J)			
3/19/2021			0.0045 (J)	
8/16/2021		0.001 (J)		
8/18/2021	0.00097 (J)		0.0036 (J)	0.03
2/8/2022	0.001 (J)		0.0039 (J)	0.029 (J)
2/9/2022		0.0022 (J)		
8/11/2022			<0.03	
1/27/2023	<0.03			
1/30/2023		0.0013 (J)		0.021 (J)
2/1/2023			0.0034 (J)	
8/12/2023		0.0013 (J)	0.0031 (J)	
8/13/2023	0.00077 (J)			0.02 (J)
2/18/2024	<0.03	<0.03		0.021 (J)
2/19/2024			0.0031 (J)	
Mean	0.006797	0.003429	0.00491	0.02878
Std. Dev.	0.01223	0.005124	0.003586	0.006667
Upper Lim.	0.03	0.015	0.0046	0.03521
Lower Lim.	0.00086	0.001	0.0031	0.02234

ND substitution: RL or RL/2 if <15% NDs.

Confidence Interval

Constituent: Lithium (mg/L) Analysis Run 5/21/2024 8:28 PM View: Appendix IV - Confidence Intervals

Plant Hammond Client: Southern Company Data: Hammond AP-2

	MW-51
8/18/2021	0.0022 (J)
2/8/2022	0.001 (J)
8/11/2022	0.0014 (J)
2/1/2023	0.0015 (J)
8/12/2023	0.00098 (J)
2/19/2024	0.0017 (J)
Mean	0.001463
Std. Dev.	0.0004588
Upper Lim.	0.002094
Lower Lim.	0.0008331

Confidence Interval

Constituent: Mercury (mg/L) Analysis Run 5/21/2024 8:28 PM View: Appendix IV - Confidence Intervals

Plant Hammond Client: Southern Company Data: Hammond AP-2

	HGWC-18	MW-22	MW-23D	MW-35
5/24/2016	<0.0002			
7/12/2016	<0.0002			
9/1/2016	6E-05 (J)			
10/25/2016	4E-05 (J)			
12/8/2016	<0.0002			
1/26/2017	8E-05 (J)			
3/23/2017	9E-05 (J)			
5/25/2017	8E-05 (J)			
4/3/2018	<0.0002			
3/14/2019	<0.0002		<0.0002	
3/15/2019		<0.0002		
3/2/2020		<0.0002	<0.0002	
3/3/2020	<0.0002			
2/11/2021	<0.0002			
2/12/2021			<0.0002	
2/15/2021		<0.0002		<0.0002
2/8/2022	<0.0002	<0.0002		0.00014 (J)
2/10/2022			<0.0002	
8/11/2022		0.00016 (J)	0.00017 (J)	0.00014 (J)
1/30/2023		<0.0002		
2/1/2023	<0.0002		<0.0002	0.00084
8/12/2023				<0.0002
8/13/2023	<0.0002	<0.0002	<0.0002	
2/18/2024	<0.0002	<0.0002	<0.0002	
2/19/2024				<0.0002
Mean	0.0001594	0.000195	0.0001962	0.0002867
Std. Dev.	6.308E-05	1.414E-05	1.061E-05	0.0002727
Upper Lim.	0.0002	0.0002	0.0002	0.00084
Lower Lim.	8E-05	0.00016	0.00017	0.00014

ND substitution: RL or RL/2 if <15% NDs.

Confidence Interval

Constituent: Mercury (mg/L) Analysis Run 5/21/2024 8:28 PM View: Appendix IV - Confidence Intervals

Plant Hammond Client: Southern Company Data: Hammond AP-2

	MW-51
2/8/2022	<0.0002
8/11/2022	0.00013 (J)
2/1/2023	<0.0002
8/12/2023	<0.0002
2/19/2024	<0.0002
Mean	0.000186
Std. Dev.	3.13E-05
Upper Lim.	0.0002
Lower Lim.	0.00013

ND substitution: RL or RL/2 if <15% NDs.

Confidence Interval

Constituent: Molybdenum (mg/L) Analysis Run 5/21/2024 8:28 PM View: Appendix IV - Confidence Intervals

Plant Hammond Client: Southern Company Data: Hammond AP-2

	HGWC-15	MW-21D	MW-22	MW-23D
5/23/2016	<0.01			
7/12/2016	0.0007 (J)			
9/1/2016	<0.01			
10/24/2016	<0.01			
12/7/2016	<0.01			
1/26/2017	<0.01			
3/23/2017	<0.01			
5/24/2017	<0.01			
4/3/2018	<0.01			
3/14/2019	<0.01			<0.01
3/15/2019		0.045	<0.01	
4/4/2019	<0.01	0.033		
4/5/2019			0.00013 (J)	0.0014 (J)
9/24/2019	<0.01			
9/25/2019		0.038		
9/26/2019				0.0025 (J)
9/27/2019			<0.01	
3/2/2020			<0.01	0.003 (J)
3/3/2020	<0.01	0.025		
3/26/2020	<0.01			
3/27/2020			<0.01	
4/1/2020		0.024		0.0032 (J)
6/17/2020		0.019		
9/17/2020	<0.01		<0.01	0.0026 (J)
9/21/2020		0.017		
2/11/2021		0.016		
2/12/2021	<0.01			0.0039 (J)
2/15/2021			<0.01	
3/16/2021	<0.01			
3/17/2021			<0.01	0.0034 (J)
3/18/2021		0.016		
8/19/2021	<0.01	0.018	<0.01	0.0034 (J)
2/8/2022	<0.01	0.016	<0.01	
2/10/2022				0.0034 (J)
8/11/2022	<0.01	0.023	<0.01	0.0039 (J)
1/27/2023		0.028		
1/30/2023			<0.01	
2/1/2023	<0.01			0.0041 (J)
8/12/2023		0.021		
8/13/2023	<0.01		<0.01	0.0041 (J)
2/17/2024	<0.01			
2/18/2024		0.015	<0.01	0.0047 (J)
Mean	0.009596	0.0236	0.009295	0.003471
Std. Dev.	0.001939	0.008967	0.002638	0.0009327
Upper Lim.	0.01	0.02886	0.01	0.004132
Lower Lim.	0.0007	0.01764	0.00013	0.002811

ND substitution: RL or RL/2 if <15% NDs.

Confidence Interval

Constituent: Molybdenum (mg/L) Analysis Run 5/21/2024 8:28 PM View: Appendix IV - Confidence Intervals

Plant Hammond Client: Southern Company Data: Hammond AP-2

	MW-37D
6/18/2020	0.023
9/23/2020	0.015
2/11/2021	0.019
3/12/2021	0.014
8/18/2021	0.0083 (J)
2/8/2022	0.007 (J)
1/30/2023	0.0063 (J)
8/13/2023	0.0029 (J)
2/18/2024	0.0016 (J)
Mean	0.01079
Std. Dev.	0.007348
Upper Lim.	0.01788
Lower Lim.	0.003694

Confidence Interval

Constituent: Selenium (mg/L) Analysis Run 5/21/2024 8:28 PM View: Appendix IV - Confidence Intervals

Plant Hammond Client: Southern Company Data: Hammond AP-2

	HGWC-14	HGWC-15	HGWC-16	HGWC-17
5/23/2016	0.017	<0.005	<0.005	<0.005
7/12/2016	0.0146	<0.005	<0.005	<0.005
9/1/2016	0.0137	<0.005	<0.005	0.0014 (J)
10/24/2016	0.0135	0.0012 (J)		
10/25/2016			<0.005	<0.005
12/7/2016	0.01 (J)	0.0041 (J)	<0.005	0.0023 (J)
1/26/2017	0.0214	<0.005	<0.005	<0.005
3/22/2017			<0.005	<0.005
3/23/2017	0.0167	0.0016 (J)		
5/24/2017	0.0083 (J)	<0.005	<0.005	
5/25/2017				<0.005
4/3/2018		<0.005	<0.005	<0.005
4/4/2018	0.012			
6/6/2018	0.014	<0.005	<0.005	<0.005
10/3/2018	0.0056 (J)	<0.005	<0.005	<0.005
3/14/2019	0.0048 (J)	<0.005		
3/15/2019			<0.005	<0.005
4/4/2019		0.00021 (J)	8.9E-05 (J)	
4/5/2019	0.00091 (J)			9.3E-05 (J)
9/24/2019	0.0064 (J)	<0.005		
9/25/2019			<0.005	<0.005
3/3/2020	0.0045 (J)	<0.005	<0.005	<0.005
3/26/2020		<0.005		
3/30/2020	0.0049 (J)		<0.005	
3/31/2020				<0.005
9/16/2020				<0.005
9/17/2020		<0.005	<0.005	
9/18/2020	0.0045 (J)			
2/10/2021			<0.005	
2/11/2021	0.0072 (J)			<0.005
2/12/2021		<0.005		
3/16/2021		<0.005		
3/17/2021	0.01 (J)		<0.005	
3/18/2021				<0.005
8/18/2021	0.0077			<0.005
8/19/2021		<0.005	<0.005	
2/8/2022		<0.005	<0.005	<0.005
2/9/2022	0.0047 (J)			
8/10/2022			<0.005	<0.005
8/11/2022	0.0037 (J)	<0.005		
1/30/2023				<0.005
2/1/2023	0.0036 (J)	<0.005	<0.005	
8/13/2023	0.0038 (J)	<0.005	<0.005	<0.005
2/17/2024	0.0056	<0.005		<0.005
2/18/2024			<0.005	
Mean	0.008764	0.004484	0.004804	0.004552
Std. Dev.	0.005259	0.00134	0.0009822	0.00128
Upper Lim.	0.01139	0.005	0.005	0.005
Lower Lim.	0.006143	0.0041	8.9E-05	0.0023

ND substitution: RL or RL/2 if <15% NDs.

Confidence Interval

Constituent: Selenium (mg/L) Analysis Run 5/21/2024 8:28 PM View: Appendix IV - Confidence Intervals

Plant Hammond Client: Southern Company Data: Hammond AP-2

	HGWC-18	MW-22	MW-33	MW-34D
5/24/2016	<0.2			
7/12/2016	0.036			
9/1/2016	0.0347			
10/25/2016	0.0282			
12/8/2016	0.0373			
1/26/2017	0.0385			
3/23/2017	0.0414			
5/25/2017	0.019			
4/3/2018	0.029			
6/5/2018	0.038			
10/3/2018	0.017			
3/14/2019	0.016			
3/15/2019		<0.005		
4/5/2019	0.0018 (J)	<0.005		
9/25/2019	0.02			
9/27/2019		<0.005		
3/2/2020		<0.005		
3/3/2020	0.014			
3/27/2020		<0.005		
3/31/2020	0.019			
4/1/2020			0.011	
6/17/2020			0.014	
6/18/2020				0.0025 (J)
9/15/2020	0.059			
9/17/2020		0.002 (J)		
9/21/2020			0.041	
9/23/2020				<0.005
2/11/2021	0.023			
2/12/2021			0.011	
2/15/2021		<0.005		
3/17/2021		<0.005		
3/18/2021	0.019 (J)		0.028	
8/16/2021				<0.005
8/18/2021			0.014	
8/19/2021	0.01	<0.005		
2/8/2022	0.0082	<0.005	0.0078	
2/9/2022				<0.005
8/10/2022	0.0096		0.007 (J)	<0.005
8/11/2022		<0.005		
1/27/2023			0.015	
1/30/2023		<0.005		0.0016 (J)
2/1/2023	0.0054			
8/12/2023				<0.005
8/13/2023	0.0085	<0.005	0.0065	
2/18/2024	0.013	<0.005	0.011	<0.005
Mean	0.02582	0.004786	0.01512	0.004262
Std. Dev.	0.02068	0.0008018	0.01041	0.001387
Upper Lim.	0.03214	0.005	0.02152	0.005
Lower Lim.	0.01464	0.002	0.0078	0.0016

ND substitution: RL or RL/2 if <15% NDs.

Confidence Interval

Constituent: Selenium (mg/L) Analysis Run 5/21/2024 8:28 PM View: Appendix IV - Confidence Intervals

Plant Hammond Client: Southern Company Data: Hammond AP-2

	MW-35	MW-51
6/18/2020	0.014	
9/21/2020	0.037	
2/15/2021	0.01	
3/19/2021	0.016 (J)	
8/18/2021	0.014	0.004 (J)
2/8/2022	0.0083	<0.005
8/11/2022	0.0089 (J)	0.0023 (J)
2/1/2023	0.0063	0.0021 (J)
8/12/2023	0.0058	<0.005
2/19/2024	0.0057	0.0019 (J)
Mean	0.0126	0.003383
Std. Dev.	0.009329	0.001458
Upper Lim.	0.01866	0.003691
Lower Lim.	0.006011	0.001565

ND substitution: RL or RL/2 if <15% NDs.

Confidence Interval

Constituent: Thallium (mg/L) Analysis Run 5/21/2024 8:28 PM View: Appendix IV - Confidence Intervals

Plant Hammond Client: Southern Company Data: Hammond AP-2

	HGWC-14	HGWC-15	HGWC-17	HGWC-18
5/23/2016	0.000306 (J)	<0.001	<0.001	
5/24/2016				<0.001
7/12/2016	0.0003 (J)	<0.001	0.0001 (J)	0.0002 (J)
9/1/2016	0.0003 (J)	<0.001	<0.001	<0.001
10/24/2016	0.0004	<0.001		
10/25/2016			<0.001	<0.001
12/7/2016	0.0003 (J)	<0.001	<0.001	
12/8/2016				<0.001
1/26/2017	0.0003 (J)	<0.001	<0.001	<0.001
3/22/2017			0.0001 (J)	
3/23/2017	0.0003 (J)	<0.001		0.0002 (J)
5/24/2017	0.0003 (J)	<0.001		
5/25/2017			0.0001 (J)	0.0002 (J)
4/3/2018		<0.001	<0.001	0.00014 (J)
4/4/2018	0.00028 (J)			
6/5/2018				0.00016 (J)
6/6/2018	0.00029 (J)	<0.001	<0.001	
10/3/2018	0.00029 (J)	<0.001	<0.001	<0.001
3/14/2019	0.00028 (J)	<0.001		<0.001
3/15/2019			<0.001	
4/4/2019		<0.001		
4/5/2019	0.00028 (J)		0.00013 (J)	0.00014 (J)
9/24/2019	0.0003 (J)	<0.001		
9/25/2019			0.00012 (J)	0.00019 (J)
3/3/2020	0.00026 (J)	<0.001	0.00011 (J)	0.00013 (J)
3/26/2020		<0.001		
3/30/2020	0.00028 (J)			
3/31/2020			0.00014 (J)	0.00015 (J)
9/15/2020				0.00016 (J)
9/16/2020			<0.001	
9/17/2020		<0.001		
9/18/2020	0.00028 (J)			
2/11/2021	0.00026 (J)		<0.001	<0.001
2/12/2021		<0.001		
3/16/2021		<0.001		
3/17/2021	0.00034 (J)			
3/18/2021			<0.001	0.00016 (J)
8/18/2021	0.00027 (J)		<0.001	
8/19/2021		<0.001		0.0002 (J)
2/8/2022		<0.001	<0.001	<0.001
2/9/2022	0.00025 (J)			
8/10/2022			<0.001	<0.001
8/11/2022	0.00024 (J)	<0.001		
1/30/2023			0.00025 (J)	
2/1/2023	0.00047 (J)	0.00022 (J)		<0.001
8/13/2023	0.00026 (J)	<0.001	<0.001	<0.001
2/17/2024	<0.001	<0.001	<0.001	
2/18/2024				<0.001
Mean	0.0003054	0.0009688	0.000722	0.0006012
Std. Dev.	6.252E-05	0.000156	0.0004145	0.000424
Upper Lim.	0.000306	0.001	0.001	0.001
Lower Lim.	0.00027	0.00022	0.00014	0.00016

ND substitution: RL or RL/2 if <15% NDs.

Confidence Interval

Constituent: Thallium (mg/L) Analysis Run 5/21/2024 8:28 PM View: Appendix IV - Confidence Intervals

Plant Hammond Client: Southern Company Data: Hammond AP-2

	MW-33	MW-34D	MW-35
4/1/2020	0.00029 (J)		
6/17/2020	0.00028 (J)		
6/18/2020		0.00015 (J)	0.00013 (J)
9/21/2020	0.00029 (J)		<0.001
9/23/2020		<0.001	
2/12/2021	0.00025 (J)		
2/15/2021			<0.001
3/18/2021	0.00031 (J)		
3/19/2021			<0.001
8/16/2021		<0.001	
8/18/2021	0.0004 (J)		<0.001
2/8/2022	0.00025 (J)		<0.001
2/9/2022		<0.001	
8/10/2022	<0.001	<0.001	
8/11/2022			<0.001
1/27/2023	0.00021 (J)		
1/30/2023		<0.001	
2/1/2023			<0.001
8/12/2023		<0.001	<0.001
8/13/2023	0.00022 (J)		
2/18/2024	<0.001	<0.001	
2/19/2024			<0.001
Mean	0.0004091	0.0008938	0.000913
Std. Dev.	0.0002965	0.0003005	0.0002751
Upper Lim.	0.001	0.001	0.001
Lower Lim.	0.00022	0.00015	0.001

ND substitution: RL or RL/2 if <15% NDs.

FIGURE I.

Appendix IV Trend Tests - Confidence Interval Exceedances - Significant Results

Plant Hammond Client: Southern Company Data: Hammond AP-2 Printed 4/25/2024, 9:36 AM

Constituent	Well	Slope	Calc.	Critical	Sig.	N	%NDs	Normality	Xform	Alpha	Method
Cobalt (mg/L)	**HGWA-4 (bg)**	**-0.000465**	**-161**	**-85**	**Yes**	**25**	**60**	**n/a**	**n/a**	**0.05**	**NP**
Cobalt (mg/L)	**HGWC-18**	**-0.007543**	**-147**	**-85**	**Yes**	**25**	**0**	**n/a**	**n/a**	**0.05**	**NP**

Appendix IV Trend Tests - Confidence Interval Exceedances - All Results

Plant Hammond Client: Southern Company Data: Hammond AP-2 Printed 4/25/2024, 9:36 AM

Constituent	Well	Slope	Calc.	Critical	Sig.	N	%NDs	Normality	Xform	Alpha	Method
Cobalt (mg/L)	HGWA-1 (bg)	0	-15	-85	No	25	88	n/a	n/a	0.05	NP
Cobalt (mg/L)	HGWA-2 (bg)	-0.0001971	-23	-85	No	25	0	n/a	n/a	0.05	NP
Cobalt (mg/L)	HGWA-3 (bg)	0	0	85	No	25	100	n/a	n/a	0.05	NP
Cobalt (mg/L)	**HGWA-4 (bg)**	**-0.000465**	**-161**	**-85**	**Yes**	**25**	**60**	**n/a**	**n/a**	**0.05**	**NP**
Cobalt (mg/L)	HGWA-42D (bg)	0	7	30	No	12	91.67	n/a	n/a	0.05	NP
Cobalt (mg/L)	HGWA-43D (bg)	0	0	30	No	12	100	n/a	n/a	0.05	NP
Cobalt (mg/L)	HGWA-44D (bg)	0	0	30	No	12	100	n/a	n/a	0.05	NP
Cobalt (mg/L)	HGWA-5 (bg)	0	-16	-85	No	25	28	n/a	n/a	0.05	NP
Cobalt (mg/L)	HGWA-6 (bg)	0	0	85	No	25	100	n/a	n/a	0.05	NP
Cobalt (mg/L)	**HGWC-18**	**-0.007543**	**-147**	**-85**	**Yes**	**25**	**0**	**n/a**	**n/a**	**0.05**	**NP**
Cobalt (mg/L)	MW-33	-0.002928	-18	-30	No	12	0	n/a	n/a	0.05	NP
Cobalt (mg/L)	MW-35	-0.002039	-17	-23	No	10	0	n/a	n/a	0.05	NP

Sanitas™ v.10.0.16 . UG
Hollow symbols indicate censored values.

Sen's Slope Estimator

HGWA-1 (bg)

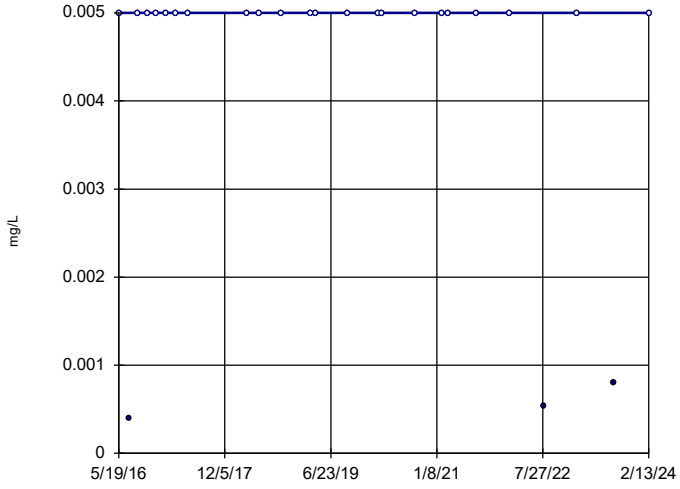

n = 25

Slope = 0
units per year.

Mann-Kendall
statistic = -15
critical = -85

Trend not sig-
nificant at 95%
confidence level
(α = 0.025 per
tail).

Constituent: Cobalt Analysis Run 4/25/2024 9:35 AM View: Appendix IV - Trend Tests
Plant Hammond Client: Southern Company Data: Hammond AP-2

Sanitas™ v.10.0.16 . UG

Sen's Slope Estimator

HGWA-2 (bg)

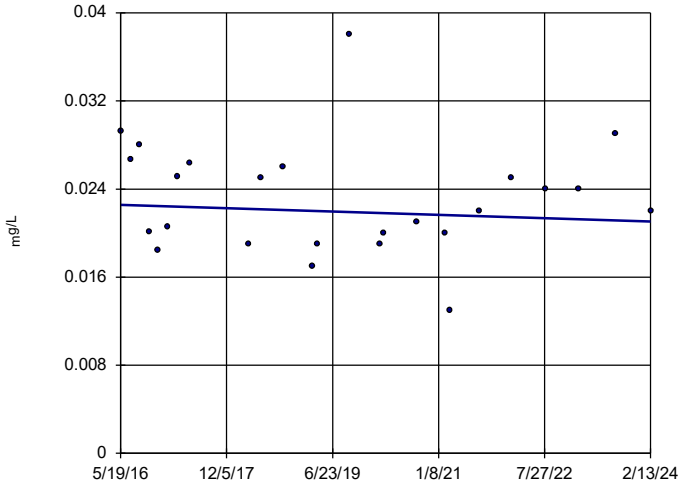

n = 25

Slope = -0.0001971
units per year.

Mann-Kendall
statistic = -23
critical = -85

Trend not sig-
nificant at 95%
confidence level
(α = 0.025 per
tail).

Constituent: Cobalt Analysis Run 4/25/2024 9:35 AM View: Appendix IV - Trend Tests
Plant Hammond Client: Southern Company Data: Hammond AP-2

Sanitas™ v.10.0.16 . UG
Hollow symbols indicate censored values.

Sen's Slope Estimator

HGWA-3 (bg)

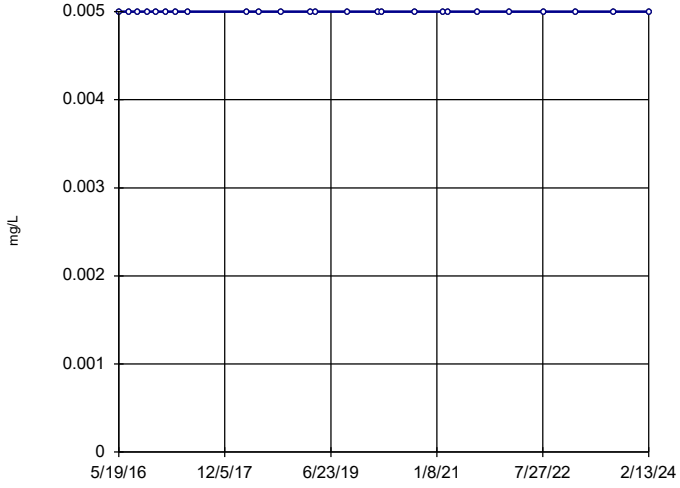

n = 25

Slope = 0
units per year.

Mann-Kendall
statistic = 0
critical = 85

Trend not sig-
nificant at 95%
confidence level
(α = 0.025 per
tail).

Constituent: Cobalt Analysis Run 4/25/2024 9:35 AM View: Appendix IV - Trend Tests
Plant Hammond Client: Southern Company Data: Hammond AP-2

Sanitas™ v.10.0.16 . UG
Hollow symbols indicate censored values.

Sen's Slope Estimator

HGWA-4 (bg)

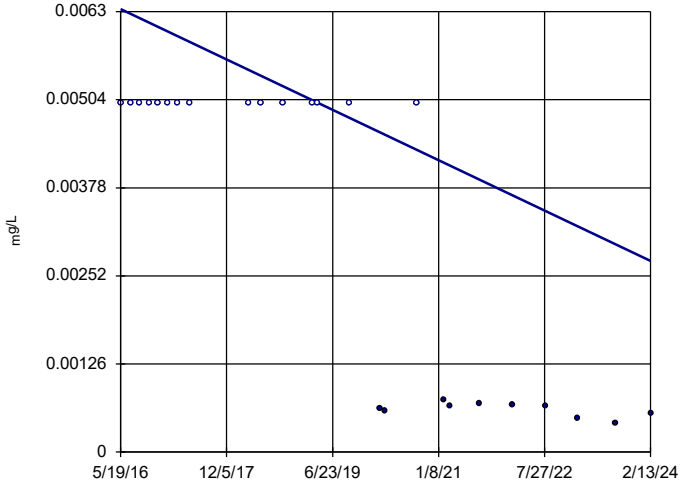

n = 25

Slope = -0.000465
units per year.

Mann-Kendall
statistic = -161
critical = -85

Decreasing trend
significant at 95%
confidence level
(α = 0.025 per
tail).

Constituent: Cobalt Analysis Run 4/25/2024 9:35 AM View: Appendix IV - Trend Tests
Plant Hammond Client: Southern Company Data: Hammond AP-2

Sanitas™ v.10.0.16 . UG
Hollow symbols indicate censored values.

Sen's Slope Estimator

HGWA-42D (bg)

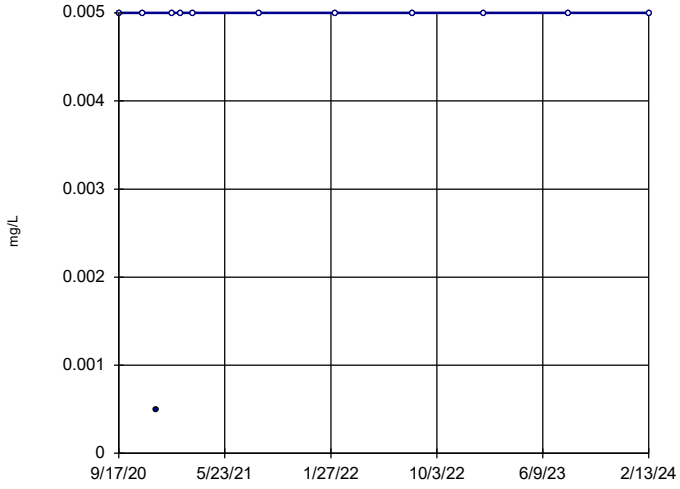

n = 12

Slope = 0
units per year.

Mann-Kendall
statistic = 7
critical = 30

Trend not sig-
nificant at 95%
confidence level
(α = 0.025 per
tail).

Constituent: Cobalt Analysis Run 4/25/2024 9:35 AM View: Appendix IV - Trend Tests
Plant Hammond Client: Southern Company Data: Hammond AP-2

Sanitas™ v.10.0.16 . UG
Hollow symbols indicate censored values.

Sen's Slope Estimator

HGWA-43D (bg)

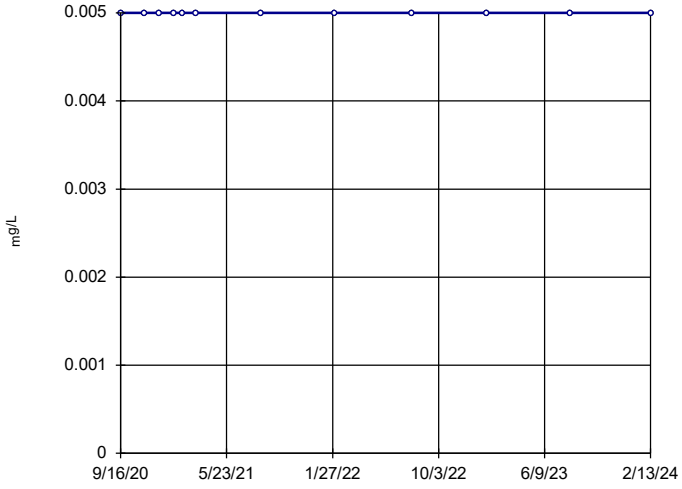

n = 12

Slope = 0
units per year.

Mann-Kendall
statistic = 0
critical = 30

Trend not sig-
nificant at 95%
confidence level
(α = 0.025 per
tail).

Constituent: Cobalt Analysis Run 4/25/2024 9:35 AM View: Appendix IV - Trend Tests
Plant Hammond Client: Southern Company Data: Hammond AP-2

Sanitas™ v.10.0.16 . UG
Hollow symbols indicate censored values.

Sen's Slope Estimator

HGWA-44D (bg)

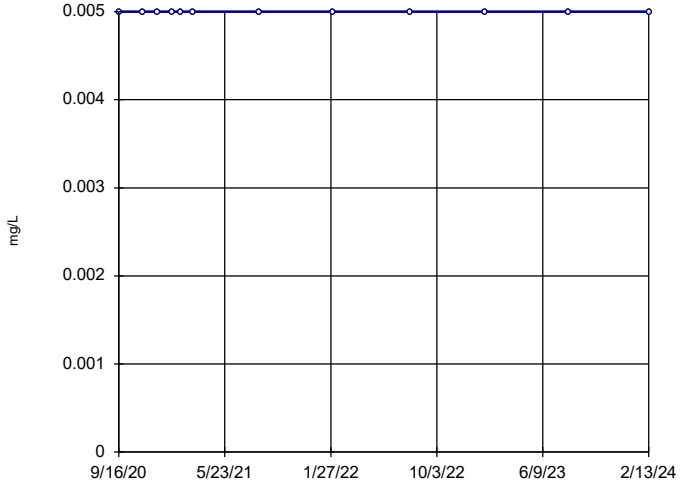

n = 12

Slope = 0
units per year.

Mann-Kendall
statistic = 0
critical = 30

Trend not sig-
nificant at 95%
confidence level
(α = 0.025 per
tail).

Constituent: Cobalt Analysis Run 4/25/2024 9:35 AM View: Appendix IV - Trend Tests
Plant Hammond Client: Southern Company Data: Hammond AP-2

Sanitas™ v.10.0.16 . UG
Hollow symbols indicate censored values.

Sen's Slope Estimator

HGWA-5 (bg)

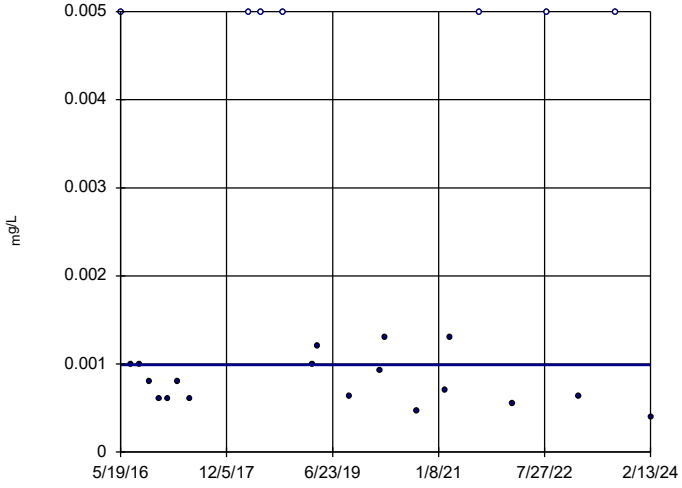

n = 25

Slope = 0
units per year.

Mann-Kendall
statistic = -16
critical = -85

Trend not sig-
nificant at 95%
confidence level
(α = 0.025 per
tail).

Constituent: Cobalt Analysis Run 4/25/2024 9:35 AM View: Appendix IV - Trend Tests
Plant Hammond Client: Southern Company Data: Hammond AP-2

Sanitas™ v.10.0.16 . UG

Hollow symbols indicate censored values.

Sen's Slope Estimator

HGWA-6 (bg)

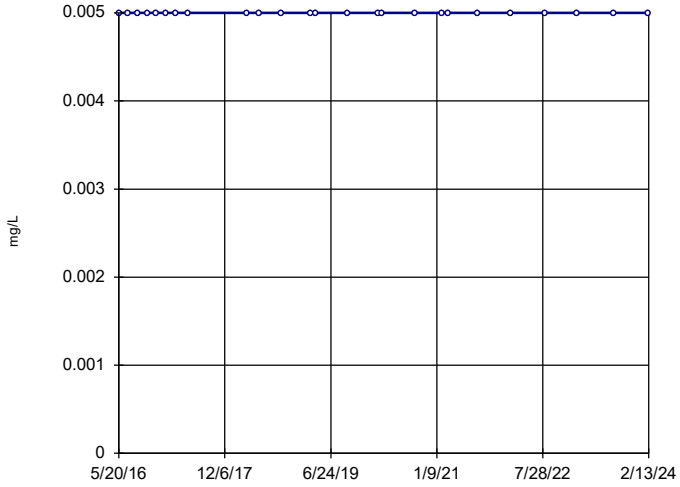

n = 25

Slope = 0 units per year.

Mann-Kendall statistic = 0 critical = 85

Trend not significant at 95% confidence level (α = 0.025 per tail).

Constituent: Cobalt Analysis Run 4/25/2024 9:35 AM View: Appendix IV - Trend Tests

Plant Hammond Client: Southern Company Data: Hammond AP-2

Sanitas™ v.10.0.16 . UG

Sen's Slope Estimator

HGWC-18

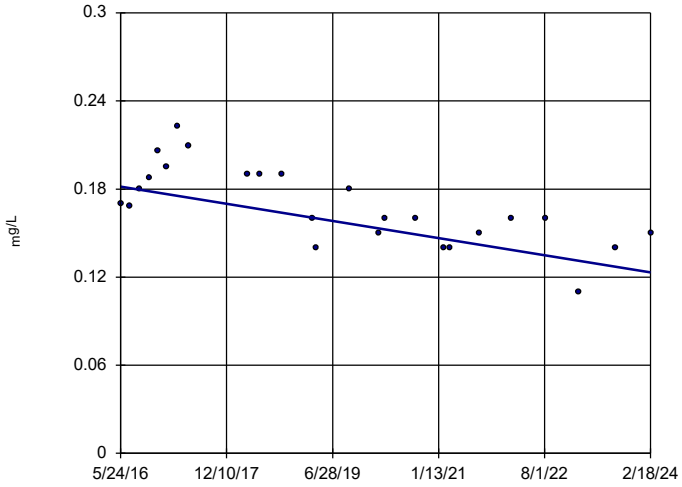

n = 25

Slope = -0.007543 units per year.

Mann-Kendall statistic = -147 critical = -85

Decreasing trend significant at 95% confidence level (α = 0.025 per tail).

Constituent: Cobalt Analysis Run 4/25/2024 9:35 AM View: Appendix IV - Trend Tests

Plant Hammond Client: Southern Company Data: Hammond AP-2

Sanitas™ v.10.0.16 . UG

Sen's Slope Estimator

MW-33

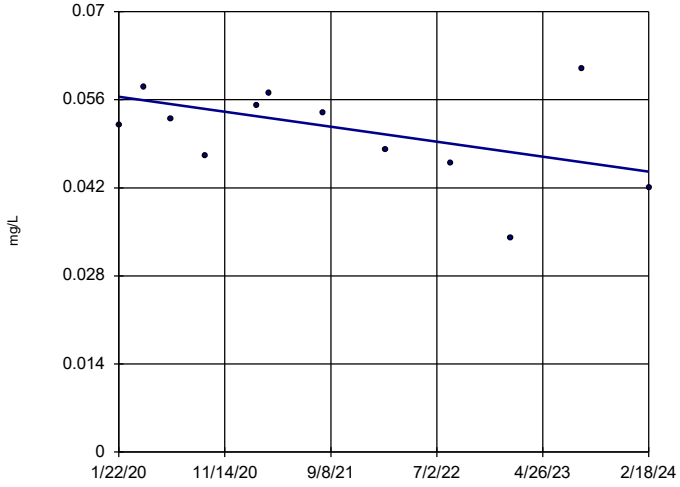

n = 12

Slope = -0.002928 units per year.

Mann-Kendall statistic = -18 critical = -30

Trend not significant at 95% confidence level (α = 0.025 per tail).

Constituent: Cobalt Analysis Run 4/25/2024 9:35 AM View: Appendix IV - Trend Tests

Plant Hammond Client: Southern Company Data: Hammond AP-2

Sanitas™ v.10.0.16 . UG

Sen's Slope Estimator

MW-35

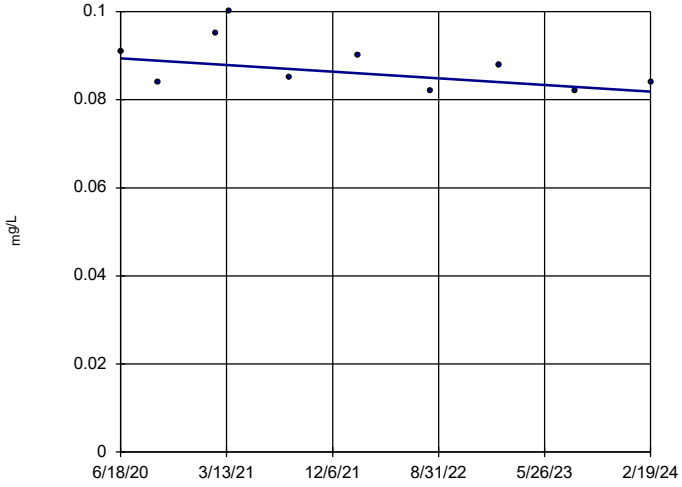

n = 10

Slope = -0.002039 units per year.

Mann-Kendall statistic = -17 critical = -23

Trend not significant at 95% confidence level (α = 0.025 per tail).

Constituent: Cobalt Analysis Run 4/25/2024 9:35 AM View: Appendix IV - Trend Tests

Plant Hammond Client: Southern Company Data: Hammond AP-2

August 2024

GROUNDWATER STATS CONSULTING

January 31, 2025

Southern Company Services
Attn: Ms. Kristen Jurinko
241 Ralph McGill Blvd NE, Bin 10160
Atlanta, Georgia 30308

Re: Plant Hammond Ash Pond 2 (AP-2)
Statistical Analysis – August 2024 Sample Event

Dear Ms. Jurinko,

Groundwater Stats Consulting, formerly the statistical consulting division of Sanitas Technologies, is pleased to provide the August 2024 Semi-Annual Groundwater Detection and Assessment Monitoring Statistical summary of groundwater data for Georgia Power Company's Plant Hammond AP-2. The analysis complies with the federal rule for the Disposal of Coal Combustion Residuals from Electric Utilities (CCR Rule, 2015), the Georgia Environmental Protection Division (EPD) Rules for Solid Waste Management Chapter 391-3-4-.10 and follows the United States Environmental Protection Agency (USEPA) Unified Guidance (2009).

Sampling began for the Coal Combustion Residuals (CCR) program in 2016 for all wells except those noted below, and at least 8 samples were collected at all wells. Sampling began in 2019 for assessment wells MW-21D, MW-22, and MW-23D; in 2020 for upgradient wells HGWA-42D, HGWA-43D, HGWA-44D and assessment wells MW-33, MW-34D, MW-35, and MW-37D; and in 2021 for assessment well MW-51.

The monitoring well network, as provided by Southern Company Services, consists of the following:

- **Upgradient well:** HGWA-1, HGWA-2, HGWA-3, HGWA-4, HGWA-5, HGWA-6, HGWA-42D, HGWA-43D, and HGWA-44D
- **Downgradient wells:** HGWC-14, HGWC-15, HGWC-16, HGWC-17, and HGWC-18

- **Assessment wells:** MW-21D, MW-22, MW-23D, MW-33, MW-34D, MW-35, MW-37D, and MW-51

Assessment wells are included on time series and box plots for all parameters. When a minimum of 4 samples is available, assessment wells are evaluated using confidence intervals for the Appendix IV constituents.

Data were sent electronically to Groundwater Stats Consulting, and the statistical analysis was reviewed by Andrew Collins, Project Manager for Groundwater Stats Consulting. The statistical analysis was performed according to the groundwater data screening that was performed in April 2018 by GSC and approved by Dr. Cameron, PhD Statistician with MacStat Consulting and primary author of the USEPA Unified Guidance.

The CCR program consists of the constituents listed below. The terms "parameters" and "constituents" are used interchangeably.

- **Appendix III** (Detection Monitoring) - boron, calcium, chloride, fluoride, pH, sulfate, and TDS
- **Appendix IV** (Assessment Monitoring) - antimony, arsenic, barium, beryllium, cadmium, chromium, cobalt, combined radium 226 + 228, fluoride, lead, lithium, mercury, molybdenum, selenium, and thallium

Note that when there are no detections present in downgradient wells for a given constituent, statistical analyses are not required. A summary of well/constituent pairs containing 100% non-detects follows this letter.

For all constituents, a substitution of the most recent reporting limit is used for non-detect data. In the case of lithium, historical reporting limits vary among the wells. Therefore, the reporting limit of 0.030 mg/L was substituted across all wells, which is the most recent reporting limit provided by the laboratory. Note that due to elevated historic reporting limits, the current reporting limit for arsenic of 0.005 mg/L was substituted across all wells in order to maintain statistical limits that are conservative from a regulatory perspective.

Time series plots for Appendix III and IV parameters at all wells are provided for the purpose of screening data at these wells (Figure A). Additionally, a separate section of box plots is included for all constituents at upgradient and downgradient wells (Figure B). The time series plots are used to initially screen for suspected outliers and trends, while the box plots provide visual representation of variation within individual wells and between all wells. When values in background are flagged as outliers, the measurements may be

seen in a lighter font and as a disconnected symbol on the graphs. No values were flagged as outliers (Figure C).

In earlier analyses, data at all wells were evaluated for the following: 1) outliers; 2) trends; 3) most appropriate statistical method for Appendix III parameters based on site characteristics of groundwater data upgradient of the facility; and 4) eligibility of downgradient wells when intrawell statistical methods are recommended. Power curves were provided to demonstrate that the selected statistical methods for Appendix III parameters comply with the USEPA Unified Guidance. The EPA suggests that the selected statistical method should provide at least 55% power at 3 standard deviations or at least 80% power at 4 standard deviations.

Statistical Methods – Appendix III Parameters

Appendix III parameters are evaluated using Interwell Prediction Limits combined with 1-of-2 resamples for all constituents: boron, calcium, chloride, fluoride, pH, sulfate, and TDS.

Parametric prediction limits are utilized when the screened historical data follow a normal or transformed-normal distribution. When data cannot be normalized or the majority of data are non-detects, a nonparametric test is utilized. While the false positive rate associated with the parametric limits is based on an annual 10% (5% per semi-annual event) as recommended by the EPA Unified Guidance (2009), the false positive rate associated with the nonparametric limits is dependent upon the available background sample size, number of future comparisons, and verification resample plan. The distribution of data is tested using the Shapiro-Wilk/Shapiro-Francia test for normality. After testing for normality and performing any adjustments as discussed below (US EPA, 2009), data are analyzed using either parametric or non-parametric prediction limits.

- No statistical analyses are required on wells and analytes containing 100% non-detects (USEPA Unified Guidance, 2009, Chapter 6).
- When data contain <15% non-detects, simple substitution of one-half the reporting limit is utilized in the statistical analysis. The reporting limit utilized for non-detects is the most recent practical quantification limit (PQL) as reported by the laboratory.
- When data contain between 15-50% non-detects, the Kaplan-Meier non-detect adjustment is applied to the background data for parametric limits. This technique adjusts the mean and standard deviation of the historical concentrations to account for concentrations below the reporting limit.

- Nonparametric prediction limits are used on data containing greater than 50% non-detects.

Natural systems continuously evolve due to physical changes made to the environment. Examples include capping a landfill, paving areas near a well, or lining a drainage channel to prevent erosion. Periodic updating of background statistical limits is necessary to accommodate these types of changes. In the interwell case, prediction limits are updated with upgradient well data during each event after careful screening for any new outliers. In some cases, an earlier portion of data may require deselection prior to construction of limits to provide sensitive limits that will rapidly detect changes in groundwater quality. Even though the data are excluded from the calculation, the values will continue to be reported and shown in tables and graphs. When this step is required, a summary of any adjusted records will be provided.

Statistical Evaluation of Appendix III Parameters – August 2024

All Appendix III parameters were analyzed using interwell prediction limits. Background (upgradient) well data were reassessed for potential outliers during this analysis. When values in background are flagged as outliers, the measurements may be seen in a lighter font and as a disconnected symbol on the graphs. The most recent measurements of boron at upgradient wells HGWA-6 and HGWA-42D were flagged as outliers during this analysis as the measurements are not consistent with historical lower measurements among upgradient well data. If further studies indicate the flagged measurements represent variation in groundwater quality, the values will be re-evaluated for construction of interwell prediction limits. No other Appendix III measurements were flagged as outliers (Figure C).

<u>Interwell Prediction Limits</u>

Interwell prediction limits, combined with a 1-of-2 resample plan, were constructed for Appendix III parameters using all historical upgradient well data through August 2024 (Figure D). Downgradient measurements were compared to these interwell background limits. Interwell prediction limits use all available upgradient well data to establish a background limit for an individual constituent. The August 2024 sample from each downgradient well is compared to the background limit to determine whether any initial exceedances are present.

In the event of an initial exceedance of compliance well data, the 1-of-2 resample plan allows for collection of one additional sample to determine whether the initial exceedance is confirmed. When the resample confirm the initial exceedance, a statistically significant

increase (SSI) is identified and further research would be required to identify the cause of the exceedance (i.e., impact from the site, natural variation, or an off-site source). If the resample falls within the statistical limit, the initial exceedance is considered to be a false positive result; therefore, no further action is necessary. If no resample is collected, the initial exceedance is automatically confirmed.

A summary table of these findings is provided along with the prediction limits. When the August 2024 compliance data from downgradient wells were compared to interwell prediction limits, exceedances were noted for the following well/constituent pairs:

- Boron: HGWC-14, HGWC-15, HGWC-16, HGWC-17, and HGWC-18
- Calcium: HGWC-14, HGWC-15, HGWC-16, HGWC-17, and HGWC-18
- Chloride: HGWC-14, HGWC-15, HGWC-16, HGWC-17, and HGWC-18
- Sulfate: HGWC-14, HGWC-15, HGWC-16, HGWC-17, and HGWC-18
- TDS: HGWC-14, HGWC-15, HGWC-16, HGWC-17, and HGWC-18

<u>Trend Test Evaluation – Appendix III</u>

When prediction limit exceedances are identified in downgradient wells, data are further evaluated using the Sen's Slope/Mann Kendall trend test at the 99% confidence level to determine whether concentrations are statistically increasing, decreasing, or stable (Figure E). Upgradient well data are included in the trend analyses for all parameters found to exceed their prediction limit in downgradient wells to identify whether similar patterns exist upgradient of the site. Upgradient trends are an indication of variability in groundwater unrelated to practices at the site. A summary of the trend test results follows this letter. Statistically significant trends were noted for the following well/constituent pairs:

Increasing trends:

- Boron: HGWA-2, HGWA-44D (both upgradient) and HGWC-16
- Calcium: HGWA-2, HGWA-3 (both upgradient) and HGWC-16
- Chloride: HGWA-44D (upgradient) and HGWC-16
- Sulfate: HGWA-2 (upgradient)
- TDS: HGWC-16

Decreasing trends:

- Boron: HGWA-43D (upgradient), HGWC-14, HGWC-18
- Calcium: HGWA-4, HGWA-44D (both upgradient), and HGWC-14
- Chloride: HGWA-3, HGWA-4 (both upgradient), HGWC-14, HGWC-15, and HGWC-18
- Sulfate: HGWA-43D (upgradient) and HGWC-15
- TDS: HGWA-4 (upgradient), HGWC-14, HGWC-15 and HGWC-18

Statistical Methods – Appendix IV Parameters

Appendix IV parameters are evaluated by statistically comparing the mean or median of each downgradient well/constituent pair against corresponding Groundwater Protection Standards (GWPS). The GWPS may be either regulatory (MCL or CCR rule-specified limits) or site-specific limits that are based on upgradient background groundwater quality. Site-specific background limits are determined using tolerance limits, and the comparison of downgradient means or medians to GWPS is performed using confidence intervals. Confidence intervals are provided for Appendix IV well/constituent pairs with detections and with current reported data. The methods are described below.

Statistical Evaluation of Appendix IV Parameters – August 2024

For Appendix IV parameters, confidence intervals for each downgradient well, assessment well, and piezometer/constituent pair were compared against corresponding Groundwater Protection Standards (GWPS). GWPS were developed as described below. Well/constituent pairs that contain 100% non-detects do not require analysis.

Data from upgradient wells for Appendix IV parameters are reassessed for outliers during each analysis. The most recent value for lithium at upgradient well HGWA-44D was flagged during this analysis in order to maintain conservative (i.e., lower) limits from a regulatory perspective. Additionally, the most recent measurement for molybdenum at upgradient wells HGWA-6 and HGWA-42D were flagged as the concentrations were elevated compared to historical data reported at all upgradient wells. If further studies indicate the flagged measurements represent variation in groundwater quality, the values will be re-evaluated for construction of interwell upper tolerance limits. No other values were flagged as outliers during this analysis and a list of all flagged values follows this letter (Figure C).

Interwell Upper Tolerance Limits

Site specific background limits were calculated as upper one-sided tolerance limits (UTLs) on pooled upgradient interwell data through August 2024 for each of the Appendix IV constituents (Figure F). Parametric tolerance limits are calculated, with a target of 95% confidence and 95% coverage, when data follow a normal or transformed-normal distribution, such as the case for combined radium 226 + 228. When data contained greater than 50% non-detects or did not follow a normal or transformed-normal distribution, non-parametric tolerance limits were used. As mentioned above, reporting limits of 0.005 mg/L and 0.030 mg/L were substituted across all wells for arsenic and lithium, respectively.

Groundwater Protection Standards

The background limits were then used when determining the groundwater protection standard (GWPS) under 40 CFR §257.95(h) and Georgia EPD Rule 391-3-4-.10(6)(a). On July 30, 2018, US EPA revised the Federal CCR rule updating GWPS for cobalt, lead, lithium, and molybdenum as described above in 40 CFR §257.95(h)(2). Effective on February 22, 2022, Georgia EPD incorporated the updated GWPS into the current Georgia EPD Rules for Solid Waste Management 391-3-4-.10(6)(a). In accordance with the updated Rules, the GWPS is:

- The maximum contaminant level (MCL) established under §141.62 and §141.66 of this title
- Where an MCL has not been established for a constituent, Federal and State CCR Rules specify levels for cobalt (0.006 mg/L), lead (0.015 mg/L), lithium (0.040 mg/L), and molybdenum (0.100 mg/L)
- The respective background level for a constituent when the background level is higher than the MCL or Federal CCR Rule identified GWPS

Following Georgia EPD Rule requirements and the Federal CCR requirements, GWPS were established for statistical comparison of Appendix IV constituents for this sample event (Figure G).

Confidence Intervals

To complete the statistical comparison to GWPS, confidence intervals were constructed for the Appendix IV constituents in each downgradient well with 8 or more samples and assessment well with 4 or more samples through August 2024 (Figure H).

The Sanitas software was used to calculate the confidence intervals, either parametric or nonparametric, depending on the data distribution and percentage of non-detects. When data followed a normal or transformed-normal distribution, parametric confidence intervals were used for Appendix IV parameters. Nonparametric confidence intervals, which use the highest and lowest values in background as interval limits, were constructed when data did not follow a normal or transformed-normal distribution or when there were greater than 50% non-detects. The lower confidence limit, which is constructed with 99% confidence for parametric confidence intervals, is compared to the GWPS prepared as described above. The confidence level associated with nonparametric confidence intervals is dependent upon the number samples available.

Only when the entire confidence interval is above a GWPS is the well/constituent pair considered to exceed its respective standard. If there is an exceedance of the GWPS, a statistically significant level (SSL) exceedance is identified. Summaries of the confidence interval results, along with graphical comparison against GWPS follow this letter. Exceedances were noted for the following well/constituent pairs:

- Cobalt: HGWC-18, MW-33, and MW-35

<u>Trend Test Evaluation – Appendix IV</u>

Data at wells with confidence interval exceedances are further evaluated using the Sen's Slope/Mann Kendall trend test at the 95% confidence level to determine whether concentrations are statistically increasing, decreasing, or stable (Figure I). Although the trend tests for Assessment monitoring pairs were previously evaluated using 99% confidence, the 95% confidence level more rapidly identifies statistically significant trends. Additionally, the 95% confidence level is recommended in cases with limited sample sizes and, particularly, for new assessment wells. Upgradient wells are included in the trend analyses to identify whether similar patterns exist upgradient of the site for the same constituents. When trends are present in upgradient wells, it is an indication of variability in groundwater quality unrelated to practices at the site. A summary of the Appendix IV trend test results follows this letter. Statistically significant trends were identified for the following well/constituent pairs:

Increasing trends:

- None

Decreasing trends:

- Cobalt: HGWA-4 (upgradient) and HGWC-18

Thank you for the opportunity to assist you in the statistical analysis of groundwater quality for Hammond AP-2. If you have any questions or comments, please feel free to contact us.

For Groundwater Stats Consulting,

Kristina Rayner
Senior Statistician

Andrew T. Collins
Project Manager

100% Non-Detects: Appendix IV Downgradient & Assessment

Analysis Run 10/21/2024 3:07 PM View: Appendix IV - Confidence Intervals
Plant Hammond Client: Southern Company Data: Hammond AP-2

Antimony (mg/L)
HGWC-16, HGWC-17, MW-21D, MW-51

Beryllium (mg/L)
HGWC-15, HGWC-16, MW-21D, MW-23D

Cadmium (mg/L)
HGWC-16, MW-21D, MW-37D

Chromium (mg/L)
MW-51

Lead (mg/L)
MW-51

Mercury (mg/L)
HGWC-14, HGWC-15, HGWC-16, HGWC-17, MW-21D, MW-33, MW-34D, MW-37D

Molybdenum (mg/L)
HGWC-14, HGWC-16, HGWC-17, HGWC-18, MW-33, MW-34D, MW-35, MW-51

Selenium (mg/L)
MW-21D, MW-23D, MW-37D

Thallium (mg/L)
HGWC-16, MW-21D, MW-22, MW-23D, MW-37D, MW-51

Appendix III Interwell Prediction Limits - Significant Results

Plant Hammond Client: Southern Company Data: Hammond AP-2 Printed 10/22/2024, 2:16 PM

Constituent	Well	Upper Lim.	Lower Lim.	Date	Observ.	Sig.	Bg N	Bg Mean	Std. Dev.	%NDs	ND Adj.	Transform	Alpha	Method
Boron (mg/L)	**HGWC-14**	**0.55**	**n/a**	**8/10/2024**	**6.7**	**Yes**	**172**	**n/a**	**n/a**	**7.558**	**n/a**	**n/a**	**0.000067**	**NP Inter (normality) 1 of 2**
Boron (mg/L)	**HGWC-15**	**0.55**	**n/a**	**8/8/2024**	**1.5**	**Yes**	**172**	**n/a**	**n/a**	**7.558**	**n/a**	**n/a**	**0.000067**	**NP Inter (normality) 1 of 2**
Boron (mg/L)	**HGWC-16**	**0.55**	**n/a**	**8/9/2024**	**1.9**	**Yes**	**172**	**n/a**	**n/a**	**7.558**	**n/a**	**n/a**	**0.000067**	**NP Inter (normality) 1 of 2**
Boron (mg/L)	**HGWC-17**	**0.55**	**n/a**	**8/8/2024**	**5.7**	**Yes**	**172**	**n/a**	**n/a**	**7.558**	**n/a**	**n/a**	**0.000067**	**NP Inter (normality) 1 of 2**
Boron (mg/L)	**HGWC-18**	**0.55**	**n/a**	**8/9/2024**	**4.2**	**Yes**	**172**	**n/a**	**n/a**	**7.558**	**n/a**	**n/a**	**0.000067**	**NP Inter (normality) 1 of 2**
Calcium (mg/L)	**HGWC-14**	**138**	**n/a**	**8/10/2024**	**375**	**Yes**	**174**	**n/a**	**n/a**	**0**	**n/a**	**n/a**	**0.00006541**	**NP Inter (normality) 1 of 2**
Calcium (mg/L)	**HGWC-15**	**138**	**n/a**	**8/8/2024**	**182**	**Yes**	**174**	**n/a**	**n/a**	**0**	**n/a**	**n/a**	**0.00006541**	**NP Inter (normality) 1 of 2**
Calcium (mg/L)	**HGWC-16**	**138**	**n/a**	**8/9/2024**	**183**	**Yes**	**174**	**n/a**	**n/a**	**0**	**n/a**	**n/a**	**0.00006541**	**NP Inter (normality) 1 of 2**
Calcium (mg/L)	**HGWC-17**	**138**	**n/a**	**8/8/2024**	**189**	**Yes**	**174**	**n/a**	**n/a**	**0**	**n/a**	**n/a**	**0.00006541**	**NP Inter (normality) 1 of 2**
Calcium (mg/L)	**HGWC-18**	**138**	**n/a**	**8/9/2024**	**182**	**Yes**	**174**	**n/a**	**n/a**	**0**	**n/a**	**n/a**	**0.00006541**	**NP Inter (normality) 1 of 2**
Chloride (mg/L)	**HGWC-14**	**44.8**	**n/a**	**8/10/2024**	**84.9**	**Yes**	**174**	**n/a**	**n/a**	**0**	**n/a**	**n/a**	**0.00006541**	**NP Inter (normality) 1 of 2**
Chloride (mg/L)	**HGWC-15**	**44.8**	**n/a**	**8/8/2024**	**80.2**	**Yes**	**174**	**n/a**	**n/a**	**0**	**n/a**	**n/a**	**0.00006541**	**NP Inter (normality) 1 of 2**
Chloride (mg/L)	**HGWC-16**	**44.8**	**n/a**	**8/9/2024**	**74.8**	**Yes**	**174**	**n/a**	**n/a**	**0**	**n/a**	**n/a**	**0.00006541**	**NP Inter (normality) 1 of 2**
Chloride (mg/L)	**HGWC-17**	**44.8**	**n/a**	**8/8/2024**	**70.2**	**Yes**	**174**	**n/a**	**n/a**	**0**	**n/a**	**n/a**	**0.00006541**	**NP Inter (normality) 1 of 2**
Chloride (mg/L)	**HGWC-18**	**44.8**	**n/a**	**8/9/2024**	**53.7**	**Yes**	**174**	**n/a**	**n/a**	**0**	**n/a**	**n/a**	**0.00006541**	**NP Inter (normality) 1 of 2**
Sulfate (mg/L)	**HGWC-14**	**93.9**	**n/a**	**8/10/2024**	**854**	**Yes**	**174**	**n/a**	**n/a**	**2.299**	**n/a**	**n/a**	**0.00006541**	**NP Inter (normality) 1 of 2**
Sulfate (mg/L)	**HGWC-15**	**93.9**	**n/a**	**8/8/2024**	**286**	**Yes**	**174**	**n/a**	**n/a**	**2.299**	**n/a**	**n/a**	**0.00006541**	**NP Inter (normality) 1 of 2**
Sulfate (mg/L)	**HGWC-16**	**93.9**	**n/a**	**8/9/2024**	**190**	**Yes**	**174**	**n/a**	**n/a**	**2.299**	**n/a**	**n/a**	**0.00006541**	**NP Inter (normality) 1 of 2**
Sulfate (mg/L)	**HGWC-17**	**93.9**	**n/a**	**8/8/2024**	**238**	**Yes**	**174**	**n/a**	**n/a**	**2.299**	**n/a**	**n/a**	**0.00006541**	**NP Inter (normality) 1 of 2**
Sulfate (mg/L)	**HGWC-18**	**93.9**	**n/a**	**8/9/2024**	**413**	**Yes**	**174**	**n/a**	**n/a**	**2.299**	**n/a**	**n/a**	**0.00006541**	**NP Inter (normality) 1 of 2**
Total Dissolved Solids (mg/L)	**HGWC-14**	**496**	**n/a**	**8/10/2024**	**1780**	**Yes**	**174**	**n/a**	**n/a**	**0**	**n/a**	**n/a**	**0.00006541**	**NP Inter (normality) 1 of 2**
Total Dissolved Solids (mg/L)	**HGWC-15**	**496**	**n/a**	**8/8/2024**	**890**	**Yes**	**174**	**n/a**	**n/a**	**0**	**n/a**	**n/a**	**0.00006541**	**NP Inter (normality) 1 of 2**
Total Dissolved Solids (mg/L)	**HGWC-16**	**496**	**n/a**	**8/9/2024**	**766**	**Yes**	**174**	**n/a**	**n/a**	**0**	**n/a**	**n/a**	**0.00006541**	**NP Inter (normality) 1 of 2**
Total Dissolved Solids (mg/L)	**HGWC-17**	**496**	**n/a**	**8/8/2024**	**768**	**Yes**	**174**	**n/a**	**n/a**	**0**	**n/a**	**n/a**	**0.00006541**	**NP Inter (normality) 1 of 2**
Total Dissolved Solids (mg/L)	**HGWC-18**	**496**	**n/a**	**8/9/2024**	**864**	**Yes**	**174**	**n/a**	**n/a**	**0**	**n/a**	**n/a**	**0.00006541**	**NP Inter (normality) 1 of 2**

Appendix III Interwell Prediction Limits - All Results

Plant Hammond Client: Southern Company Data: Hammond AP-2 Printed 10/22/2024, 2:16 PM

Constituent	Well	Upper Lim.	Lower Lim.	Date	Observ.	Sig.	Bg N	Bg Mean	Std. Dev.	%NDs	ND Adj.	Transform	Alpha	Method
Boron (mg/L)	**HGWC-14**	**0.55**	**n/a**	**8/10/2024**	**6.7**	**Yes**	**172**	**n/a**	**n/a**	**7.558**	**n/a**	**n/a**	**0.000067**	**NP Inter (normality) 1 of 2**
Boron (mg/L)	**HGWC-15**	**0.55**	**n/a**	**8/8/2024**	**1.5**	**Yes**	**172**	**n/a**	**n/a**	**7.558**	**n/a**	**n/a**	**0.000067**	**NP Inter (normality) 1 of 2**
Boron (mg/L)	**HGWC-16**	**0.55**	**n/a**	**8/9/2024**	**1.9**	**Yes**	**172**	**n/a**	**n/a**	**7.558**	**n/a**	**n/a**	**0.000067**	**NP Inter (normality) 1 of 2**
Boron (mg/L)	**HGWC-17**	**0.55**	**n/a**	**8/8/2024**	**5.7**	**Yes**	**172**	**n/a**	**n/a**	**7.558**	**n/a**	**n/a**	**0.000067**	**NP Inter (normality) 1 of 2**
Boron (mg/L)	**HGWC-18**	**0.55**	**n/a**	**8/9/2024**	**4.2**	**Yes**	**172**	**n/a**	**n/a**	**7.558**	**n/a**	**n/a**	**0.000067**	**NP Inter (normality) 1 of 2**
Calcium (mg/L)	**HGWC-14**	**138**	**n/a**	**8/10/2024**	**375**	**Yes**	**174**	**n/a**	**n/a**	**0**	**n/a**	**n/a**	**0.00006541**	**NP Inter (normality) 1 of 2**
Calcium (mg/L)	**HGWC-15**	**138**	**n/a**	**8/8/2024**	**182**	**Yes**	**174**	**n/a**	**n/a**	**0**	**n/a**	**n/a**	**0.00006541**	**NP Inter (normality) 1 of 2**
Calcium (mg/L)	**HGWC-16**	**138**	**n/a**	**8/9/2024**	**183**	**Yes**	**174**	**n/a**	**n/a**	**0**	**n/a**	**n/a**	**0.00006541**	**NP Inter (normality) 1 of 2**
Calcium (mg/L)	**HGWC-17**	**138**	**n/a**	**8/8/2024**	**189**	**Yes**	**174**	**n/a**	**n/a**	**0**	**n/a**	**n/a**	**0.00006541**	**NP Inter (normality) 1 of 2**
Calcium (mg/L)	**HGWC-18**	**138**	**n/a**	**8/9/2024**	**182**	**Yes**	**174**	**n/a**	**n/a**	**0**	**n/a**	**n/a**	**0.00006541**	**NP Inter (normality) 1 of 2**
Chloride (mg/L)	**HGWC-14**	**44.8**	**n/a**	**8/10/2024**	**84.9**	**Yes**	**174**	**n/a**	**n/a**	**0**	**n/a**	**n/a**	**0.00006541**	**NP Inter (normality) 1 of 2**
Chloride (mg/L)	**HGWC-15**	**44.8**	**n/a**	**8/8/2024**	**80.2**	**Yes**	**174**	**n/a**	**n/a**	**0**	**n/a**	**n/a**	**0.00006541**	**NP Inter (normality) 1 of 2**
Chloride (mg/L)	**HGWC-16**	**44.8**	**n/a**	**8/9/2024**	**74.8**	**Yes**	**174**	**n/a**	**n/a**	**0**	**n/a**	**n/a**	**0.00006541**	**NP Inter (normality) 1 of 2**
Chloride (mg/L)	**HGWC-17**	**44.8**	**n/a**	**8/8/2024**	**70.2**	**Yes**	**174**	**n/a**	**n/a**	**0**	**n/a**	**n/a**	**0.00006541**	**NP Inter (normality) 1 of 2**
Chloride (mg/L)	**HGWC-18**	**44.8**	**n/a**	**8/9/2024**	**53.7**	**Yes**	**174**	**n/a**	**n/a**	**0**	**n/a**	**n/a**	**0.00006541**	**NP Inter (normality) 1 of 2**
Field pH (s.u.)	HGWC-14	8.36	4.57	8/10/2024	4.88	No	201	n/a	n/a	0	n/a	n/a	0.0000984	NP Inter (normality) 1 of 2
Field pH (s.u.)	HGWC-15	8.36	4.57	8/8/2024	6.6	No	201	n/a	n/a	0	n/a	n/a	0.0000984	NP Inter (normality) 1 of 2
Field pH (s.u.)	HGWC-16	8.36	4.57	8/9/2024	7.32	No	201	n/a	n/a	0	n/a	n/a	0.0000984	NP Inter (normality) 1 of 2
Field pH (s.u.)	HGWC-17	8.36	4.57	8/8/2024	6.9	No	201	n/a	n/a	0	n/a	n/a	0.0000984	NP Inter (normality) 1 of 2
Field pH (s.u.)	HGWC-18	8.36	4.57	8/9/2024	4.95	No	201	n/a	n/a	0	n/a	n/a	0.0000984	NP Inter (normality) 1 of 2
Fluoride (mg/L)	HGWC-14	1.5	n/a	8/10/2024	0.19	No	201	n/a	n/a	27.36	n/a	n/a	0.0000492	NP Inter (normality) 1 of 2
Fluoride (mg/L)	HGWC-15	1.5	n/a	8/8/2024	0.08J	No	201	n/a	n/a	27.36	n/a	n/a	0.0000492	NP Inter (normality) 1 of 2
Fluoride (mg/L)	HGWC-16	1.5	n/a	8/9/2024	0.052J	No	201	n/a	n/a	27.36	n/a	n/a	0.0000492	NP Inter (normality) 1 of 2
Fluoride (mg/L)	HGWC-17	1.5	n/a	8/8/2024	0.066J	No	201	n/a	n/a	27.36	n/a	n/a	0.0000492	NP Inter (normality) 1 of 2
Fluoride (mg/L)	HGWC-18	1.5	n/a	8/9/2024	0.28	No	201	n/a	n/a	27.36	n/a	n/a	0.0000492	NP Inter (normality) 1 of 2
Sulfate (mg/L)	**HGWC-14**	**93.9**	**n/a**	**8/10/2024**	**854**	**Yes**	**174**	**n/a**	**n/a**	**2.299**	**n/a**	**n/a**	**0.00006541**	**NP Inter (normality) 1 of 2**
Sulfate (mg/L)	**HGWC-15**	**93.9**	**n/a**	**8/8/2024**	**286**	**Yes**	**174**	**n/a**	**n/a**	**2.299**	**n/a**	**n/a**	**0.00006541**	**NP Inter (normality) 1 of 2**
Sulfate (mg/L)	**HGWC-16**	**93.9**	**n/a**	**8/9/2024**	**190**	**Yes**	**174**	**n/a**	**n/a**	**2.299**	**n/a**	**n/a**	**0.00006541**	**NP Inter (normality) 1 of 2**
Sulfate (mg/L)	**HGWC-17**	**93.9**	**n/a**	**8/8/2024**	**238**	**Yes**	**174**	**n/a**	**n/a**	**2.299**	**n/a**	**n/a**	**0.00006541**	**NP Inter (normality) 1 of 2**
Sulfate (mg/L)	**HGWC-18**	**93.9**	**n/a**	**8/9/2024**	**413**	**Yes**	**174**	**n/a**	**n/a**	**2.299**	**n/a**	**n/a**	**0.00006541**	**NP Inter (normality) 1 of 2**
Total Dissolved Solids (mg/L)	**HGWC-14**	**496**	**n/a**	**8/10/2024**	**1780**	**Yes**	**174**	**n/a**	**n/a**	**0**	**n/a**	**n/a**	**0.00006541**	**NP Inter (normality) 1 of 2**
Total Dissolved Solids (mg/L)	**HGWC-15**	**496**	**n/a**	**8/8/2024**	**890**	**Yes**	**174**	**n/a**	**n/a**	**0**	**n/a**	**n/a**	**0.00006541**	**NP Inter (normality) 1 of 2**
Total Dissolved Solids (mg/L)	**HGWC-16**	**496**	**n/a**	**8/9/2024**	**766**	**Yes**	**174**	**n/a**	**n/a**	**0**	**n/a**	**n/a**	**0.00006541**	**NP Inter (normality) 1 of 2**
Total Dissolved Solids (mg/L)	**HGWC-17**	**496**	**n/a**	**8/8/2024**	**768**	**Yes**	**174**	**n/a**	**n/a**	**0**	**n/a**	**n/a**	**0.00006541**	**NP Inter (normality) 1 of 2**
Total Dissolved Solids (mg/L)	**HGWC-18**	**496**	**n/a**	**8/9/2024**	**864**	**Yes**	**174**	**n/a**	**n/a**	**0**	**n/a**	**n/a**	**0.00006541**	**NP Inter (normality) 1 of 2**

Appendix III Trend Tests - Significant Results

Plant Hammond Client: Southern Company Data: Hammond AP-2 Printed 10/22/2024, 2:24 PM

Constituent	Well	Slope	Calc.	Critical	Sig.	N	%NDs	Normality	Xform	Alpha	Method
Boron (mg/L)	**HGWA-2 (bg)**	**0.002641**	**177**	**98**	**Yes**	**23**	**0**	**n/a**	**n/a**	**0.01**	**NP**
Boron (mg/L)	**HGWA-43D (bg)**	**-0.005612**	**-42**	**-38**	**Yes**	**12**	**0**	**n/a**	**n/a**	**0.01**	**NP**
Boron (mg/L)	**HGWA-44D (bg)**	**0.0621**	**46**	**38**	**Yes**	**12**	**0**	**n/a**	**n/a**	**0.01**	**NP**
Boron (mg/L)	**HGWC-14**	**-1.286**	**-157**	**-98**	**Yes**	**23**	**0**	**n/a**	**n/a**	**0.01**	**NP**
Boron (mg/L)	**HGWC-16**	**0.1723**	**141**	**98**	**Yes**	**23**	**0**	**n/a**	**n/a**	**0.01**	**NP**
Boron (mg/L)	**HGWC-18**	**-0.4144**	**-107**	**-98**	**Yes**	**23**	**0**	**n/a**	**n/a**	**0.01**	**NP**
Calcium (mg/L)	**HGWA-2 (bg)**	**1.536**	**119**	**98**	**Yes**	**23**	**0**	**n/a**	**n/a**	**0.01**	**NP**
Calcium (mg/L)	**HGWA-3 (bg)**	**1.818**	**127**	**98**	**Yes**	**23**	**0**	**n/a**	**n/a**	**0.01**	**NP**
Calcium (mg/L)	**HGWA-4 (bg)**	**-6.332**	**-108**	**-98**	**Yes**	**23**	**0**	**n/a**	**n/a**	**0.01**	**NP**
Calcium (mg/L)	**HGWA-44D (bg)**	**-7.17**	**-50**	**-38**	**Yes**	**12**	**0**	**n/a**	**n/a**	**0.01**	**NP**
Calcium (mg/L)	**HGWC-14**	**-18.78**	**-112**	**-98**	**Yes**	**23**	**0**	**n/a**	**n/a**	**0.01**	**NP**
Calcium (mg/L)	**HGWC-16**	**10.95**	**165**	**98**	**Yes**	**23**	**0**	**n/a**	**n/a**	**0.01**	**NP**
Chloride (mg/L)	**HGWA-3 (bg)**	**-0.1584**	**-144**	**-98**	**Yes**	**23**	**0**	**n/a**	**n/a**	**0.01**	**NP**
Chloride (mg/L)	**HGWA-4 (bg)**	**-0.3871**	**-202**	**-98**	**Yes**	**23**	**0**	**n/a**	**n/a**	**0.01**	**NP**
Chloride (mg/L)	**HGWA-44D (bg)**	**6.515**	**46**	**38**	**Yes**	**12**	**0**	**n/a**	**n/a**	**0.01**	**NP**
Chloride (mg/L)	**HGWC-14**	**-65.46**	**-190**	**-98**	**Yes**	**23**	**0**	**n/a**	**n/a**	**0.01**	**NP**
Chloride (mg/L)	**HGWC-15**	**-21.33**	**-177**	**-98**	**Yes**	**23**	**0**	**n/a**	**n/a**	**0.01**	**NP**
Chloride (mg/L)	**HGWC-16**	**10.92**	**187**	**98**	**Yes**	**23**	**0**	**n/a**	**n/a**	**0.01**	**NP**
Chloride (mg/L)	**HGWC-18**	**-31.45**	**-167**	**-98**	**Yes**	**23**	**0**	**n/a**	**n/a**	**0.01**	**NP**
Sulfate (mg/L)	**HGWA-2 (bg)**	**4.063**	**177**	**98**	**Yes**	**23**	**0**	**n/a**	**n/a**	**0.01**	**NP**
Sulfate (mg/L)	**HGWA-43D (bg)**	**-3.566**	**-54**	**-38**	**Yes**	**12**	**0**	**n/a**	**n/a**	**0.01**	**NP**
Sulfate (mg/L)	**HGWC-15**	**-21.08**	**-118**	**-98**	**Yes**	**23**	**0**	**n/a**	**n/a**	**0.01**	**NP**
Total Dissolved Solids (mg/L)	**HGWA-4 (bg)**	**-17.66**	**-102**	**-98**	**Yes**	**23**	**0**	**n/a**	**n/a**	**0.01**	**NP**
Total Dissolved Solids (mg/L)	**HGWC-14**	**-186.7**	**-179**	**-98**	**Yes**	**23**	**0**	**n/a**	**n/a**	**0.01**	**NP**
Total Dissolved Solids (mg/L)	**HGWC-15**	**-49.07**	**-144**	**-98**	**Yes**	**23**	**0**	**n/a**	**n/a**	**0.01**	**NP**
Total Dissolved Solids (mg/L)	**HGWC-16**	**46.65**	**177**	**98**	**Yes**	**23**	**0**	**n/a**	**n/a**	**0.01**	**NP**
Total Dissolved Solids (mg/L)	**HGWC-18**	**-50.33**	**-121**	**-98**	**Yes**	**23**	**0**	**n/a**	**n/a**	**0.01**	**NP**

Appendix III Trend Tests - All Results

Plant Hammond Client: Southern Company Data: Hammond AP-2 Printed 10/22/2024, 2:24 PM

Constituent	Well	Slope	Calc.	Critical	Sig.	N	%NDs	Normality	Xform	Alpha	Method
Boron (mg/L)	HGWA-1 (bg)	-0.00003575	-9	-98	No	23	0	n/a	n/a	0.01	NP
Boron (mg/L)	**HGWA-2 (bg)**	**0.002641**	**177**	**98**	**Yes**	**23**	**0**	**n/a**	**n/a**	**0.01**	**NP**
Boron (mg/L)	HGWA-3 (bg)	0.0005105	56	98	No	23	26.09	n/a	n/a	0.01	NP
Boron (mg/L)	HGWA-4 (bg)	0.0005305	33	98	No	23	4.348	n/a	n/a	0.01	NP
Boron (mg/L)	HGWA-42D (bg)	-0.001093	-7	-34	No	11	0	n/a	n/a	0.01	NP
Boron (mg/L)	**HGWA-43D (bg)**	**-0.005612**	**-42**	**-38**	**Yes**	**12**	**0**	**n/a**	**n/a**	**0.01**	**NP**
Boron (mg/L)	**HGWA-44D (bg)**	**0.0621**	**46**	**38**	**Yes**	**12**	**0**	**n/a**	**n/a**	**0.01**	**NP**
Boron (mg/L)	HGWA-5 (bg)	0.0008033	77	98	No	23	21.74	n/a	n/a	0.01	NP
Boron (mg/L)	HGWA-6 (bg)	-0.0003862	-54	-92	No	22	4.545	n/a	n/a	0.01	NP
Boron (mg/L)	**HGWC-14**	**-1.286**	**-157**	**-98**	**Yes**	**23**	**0**	**n/a**	**n/a**	**0.01**	**NP**
Boron (mg/L)	HGWC-15	-0.03137	-45	-98	No	23	0	n/a	n/a	0.01	NP
Boron (mg/L)	**HGWC-16**	**0.1723**	**141**	**98**	**Yes**	**23**	**0**	**n/a**	**n/a**	**0.01**	**NP**
Boron (mg/L)	HGWC-17	0.02061	10	98	No	23	0	n/a	n/a	0.01	NP
Boron (mg/L)	**HGWC-18**	**-0.4144**	**-107**	**-98**	**Yes**	**23**	**0**	**n/a**	**n/a**	**0.01**	**NP**
Calcium (mg/L)	HGWA-1 (bg)	1.881	83	98	No	23	0	n/a	n/a	0.01	NP
Calcium (mg/L)	**HGWA-2 (bg)**	**1.536**	**119**	**98**	**Yes**	**23**	**0**	**n/a**	**n/a**	**0.01**	**NP**
Calcium (mg/L)	**HGWA-3 (bg)**	**1.818**	**127**	**98**	**Yes**	**23**	**0**	**n/a**	**n/a**	**0.01**	**NP**
Calcium (mg/L)	**HGWA-4 (bg)**	**-6.332**	**-108**	**-98**	**Yes**	**23**	**0**	**n/a**	**n/a**	**0.01**	**NP**
Calcium (mg/L)	HGWA-42D (bg)	0.1424	6	38	No	12	0	n/a	n/a	0.01	NP
Calcium (mg/L)	HGWA-43D (bg)	-2.184	-32	-38	No	12	0	n/a	n/a	0.01	NP
Calcium (mg/L)	**HGWA-44D (bg)**	**-7.17**	**-50**	**-38**	**Yes**	**12**	**0**	**n/a**	**n/a**	**0.01**	**NP**
Calcium (mg/L)	HGWA-5 (bg)	-0.09252	-6	-98	No	23	0	n/a	n/a	0.01	NP
Calcium (mg/L)	HGWA-6 (bg)	0.4372	67	98	No	23	0	n/a	n/a	0.01	NP
Calcium (mg/L)	**HGWC-14**	**-18.78**	**-112**	**-98**	**Yes**	**23**	**0**	**n/a**	**n/a**	**0.01**	**NP**
Calcium (mg/L)	HGWC-15	-2.309	-50	-98	No	23	0	n/a	n/a	0.01	NP
Calcium (mg/L)	**HGWC-16**	**10.95**	**165**	**98**	**Yes**	**23**	**0**	**n/a**	**n/a**	**0.01**	**NP**
Calcium (mg/L)	HGWC-17	6.152	30	98	No	23	0	n/a	n/a	0.01	NP
Calcium (mg/L)	HGWC-18	-2.639	-26	-98	No	23	0	n/a	n/a	0.01	NP
Chloride (mg/L)	HGWA-1 (bg)	0.5558	82	98	No	23	0	n/a	n/a	0.01	NP
Chloride (mg/L)	HGWA-2 (bg)	0.0594	36	98	No	23	0	n/a	n/a	0.01	NP
Chloride (mg/L)	**HGWA-3 (bg)**	**-0.1584**	**-144**	**-98**	**Yes**	**23**	**0**	**n/a**	**n/a**	**0.01**	**NP**
Chloride (mg/L)	**HGWA-4 (bg)**	**-0.3871**	**-202**	**-98**	**Yes**	**23**	**0**	**n/a**	**n/a**	**0.01**	**NP**
Chloride (mg/L)	HGWA-42D (bg)	0.07343	13	38	No	12	0	n/a	n/a	0.01	NP
Chloride (mg/L)	HGWA-43D (bg)	-0.1026	-21	-38	No	12	0	n/a	n/a	0.01	NP
Chloride (mg/L)	**HGWA-44D (bg)**	**6.515**	**46**	**38**	**Yes**	**12**	**0**	**n/a**	**n/a**	**0.01**	**NP**
Chloride (mg/L)	HGWA-5 (bg)	-0.03247	-51	-98	No	23	0	n/a	n/a	0.01	NP
Chloride (mg/L)	HGWA-6 (bg)	-0.03467	-56	-98	No	23	0	n/a	n/a	0.01	NP
Chloride (mg/L)	**HGWC-14**	**-65.46**	**-190**	**-98**	**Yes**	**23**	**0**	**n/a**	**n/a**	**0.01**	**NP**
Chloride (mg/L)	**HGWC-15**	**-21.33**	**-177**	**-98**	**Yes**	**23**	**0**	**n/a**	**n/a**	**0.01**	**NP**
Chloride (mg/L)	**HGWC-16**	**10.92**	**187**	**98**	**Yes**	**23**	**0**	**n/a**	**n/a**	**0.01**	**NP**
Chloride (mg/L)	HGWC-17	3.129	27	98	No	23	0	n/a	n/a	0.01	NP
Chloride (mg/L)	**HGWC-18**	**-31.45**	**-167**	**-98**	**Yes**	**23**	**0**	**n/a**	**n/a**	**0.01**	**NP**
Sulfate (mg/L)	HGWA-1 (bg)	0.4852	30	98	No	23	0	n/a	n/a	0.01	NP
Sulfate (mg/L)	**HGWA-2 (bg)**	**4.063**	**177**	**98**	**Yes**	**23**	**0**	**n/a**	**n/a**	**0.01**	**NP**
Sulfate (mg/L)	HGWA-3 (bg)	-0.4808	-33	-98	No	23	0	n/a	n/a	0.01	NP
Sulfate (mg/L)	HGWA-4 (bg)	0.3183	23	98	No	23	13.04	n/a	n/a	0.01	NP
Sulfate (mg/L)	HGWA-42D (bg)	0.2786	25	38	No	12	0	n/a	n/a	0.01	NP
Sulfate (mg/L)	**HGWA-43D (bg)**	**-3.566**	**-54**	**-38**	**Yes**	**12**	**0**	**n/a**	**n/a**	**0.01**	**NP**
Sulfate (mg/L)	HGWA-44D (bg)	-1.446	-8	-38	No	12	8.333	n/a	n/a	0.01	NP
Sulfate (mg/L)	HGWA-5 (bg)	-0.1519	-34	-98	No	23	0	n/a	n/a	0.01	NP
Sulfate (mg/L)	HGWA-6 (bg)	-0.2521	-83	-98	No	23	0	n/a	n/a	0.01	NP
Sulfate (mg/L)	HGWC-14	-42.13	-69	-98	No	23	0	n/a	n/a	0.01	NP
Sulfate (mg/L)	**HGWC-15**	**-21.08**	**-118**	**-98**	**Yes**	**23**	**0**	**n/a**	**n/a**	**0.01**	**NP**
Sulfate (mg/L)	HGWC-16	0	8	98	No	23	0	n/a	n/a	0.01	NP
Sulfate (mg/L)	HGWC-17	-11.37	-54	-98	No	23	0	n/a	n/a	0.01	NP

Appendix III Trend Tests - All Results

Plant Hammond Client: Southern Company Data: Hammond AP-2 Printed 10/22/2024, 2:24 PM

Constituent	Well	Slope	Calc.	Critical	Sig.	N	%NDs	Normality	Xform	Alpha	Method
Sulfate (mg/L)	HGWC-18	-4.094	-19	-98	No	23	0	n/a	n/a	0.01	NP
Total Dissolved Solids (mg/L)	HGWA-1 (bg)	4.983	51	98	No	23	0	n/a	n/a	0.01	NP
Total Dissolved Solids (mg/L)	HGWA-2 (bg)	6.288	78	98	No	23	0	n/a	n/a	0.01	NP
Total Dissolved Solids (mg/L)	HGWA-3 (bg)	1.959	39	98	No	23	0	n/a	n/a	0.01	NP
Total Dissolved Solids (mg/L)	**HGWA-4 (bg)**	**-17.66**	**-102**	**-98**	**Yes**	**23**	**0**	**n/a**	**n/a**	**0.01**	**NP**
Total Dissolved Solids (mg/L)	HGWA-42D (bg)	4.018	13	38	No	12	0	n/a	n/a	0.01	NP
Total Dissolved Solids (mg/L)	HGWA-43D (bg)	0.03609	0	38	No	12	0	n/a	n/a	0.01	NP
Total Dissolved Solids (mg/L)	HGWA-44D (bg)	28.25	38	38	No	12	0	n/a	n/a	0.01	NP
Total Dissolved Solids (mg/L)	HGWA-5 (bg)	0.3473	8	98	No	23	0	n/a	n/a	0.01	NP
Total Dissolved Solids (mg/L)	HGWA-6 (bg)	-0.3518	-13	-98	No	23	0	n/a	n/a	0.01	NP
Total Dissolved Solids (mg/L)	**HGWC-14**	**-186.7**	**-179**	**-98**	**Yes**	**23**	**0**	**n/a**	**n/a**	**0.01**	**NP**
Total Dissolved Solids (mg/L)	**HGWC-15**	**-49.07**	**-144**	**-98**	**Yes**	**23**	**0**	**n/a**	**n/a**	**0.01**	**NP**
Total Dissolved Solids (mg/L)	**HGWC-16**	**46.65**	**177**	**98**	**Yes**	**23**	**0**	**n/a**	**n/a**	**0.01**	**NP**
Total Dissolved Solids (mg/L)	HGWC-17	38.24	83	98	No	23	4.348	n/a	n/a	0.01	NP
Total Dissolved Solids (mg/L)	**HGWC-18**	**-50.33**	**-121**	**-98**	**Yes**	**23**	**0**	**n/a**	**n/a**	**0.01**	**NP**

Upper Tolerance Limits

Plant Hammond Client: Southern Company Data: Hammond AP-2 Printed 10/21/2024, 3:03 PM

Constituent	Well	Upper Lim.	Date	Observ.	Sig.	Bg N	Bg Mean	Std. Dev.	%NDs	ND Adj.	Transform	Alpha	Method
Antimony (mg/L)	n/a	0.003	n/a	n/a	n/a	162	n/a	n/a	83.95	n/a	n/a	0.0002462	NP Inter(NDs)
Arsenic (mg/L)	n/a	0.005	n/a	n/a	n/a	195	n/a	n/a	82.56	n/a	n/a	NaN	NP Inter(NDs)
Barium (mg/L)	n/a	0.46	n/a	n/a	n/a	195	n/a	n/a	0	n/a	n/a	NaN	NP Inter(normality)
Beryllium (mg/L)	n/a	0.0005	n/a	n/a	n/a	183	n/a	n/a	83.06	n/a	n/a	NaN	NP Inter(NDs)
Cadmium (mg/L)	n/a	0.0005	n/a	n/a	n/a	195	n/a	n/a	91.28	n/a	n/a	NaN	NP Inter(NDs)
Chromium (mg/L)	n/a	0.019	n/a	n/a	n/a	183	n/a	n/a	86.89	n/a	n/a	NaN	NP Inter(NDs)
Cobalt (mg/L)	n/a	0.038	n/a	n/a	n/a	195	n/a	n/a	68.21	n/a	n/a	NaN	NP Inter(NDs)
Combined Radium 226 + 228 (pCi/L)	n/a	1.562	n/a	n/a	n/a	194	0.752	0.2705	0	None	sqrt(x)	0.05	Inter
Fluoride (mg/L)	n/a	1.5	n/a	n/a	n/a	201	n/a	n/a	27.36	n/a	n/a	NaN	NP Inter(normality)
Lead (mg/L)	n/a	0.001	n/a	n/a	n/a	183	n/a	n/a	77.05	n/a	n/a	NaN	NP Inter(NDs)
Lithium (mg/L)	n/a	0.064	n/a	n/a	n/a	190	n/a	n/a	18.95	n/a	n/a	NaN	NP Inter(normality)
Mercury (mg/L)	n/a	0.0002	n/a	n/a	n/a	139	n/a	n/a	94.24	n/a	n/a	0.0008009	NP Inter(NDs)
Molybdenum (mg/L)	n/a	0.01	n/a	n/a	n/a	179	n/a	n/a	82.12	n/a	n/a	NaN	NP Inter(NDs)
Selenium (mg/L)	n/a	0.005	n/a	n/a	n/a	195	n/a	n/a	96.92	n/a	n/a	NaN	NP Inter(NDs)
Thallium (mg/L)	n/a	0.001	n/a	n/a	n/a	195	n/a	n/a	98.97	n/a	n/a	NaN	NP Inter(NDs)

PLANT HAMMOND AP-2 GWPS				
Constituent Name	**MCL**	**CCR-Rule Specified**	**Background Limit**	**GWPS**
Antimony, Total (mg/L)	0.006		0.003	0.006
Arsenic, Total (mg/L)	0.01		0.005	0.01
Barium, Total (mg/L)	2		0.46	2
Beryllium, Total (mg/L)	0.004		0.0005	0.004
Cadmium, Total (mg/L)	0.005		0.0005	0.005
Chromium, Total (mg/L)	0.1		0.019	0.1
Cobalt, Total (mg/L)	n/a	0.006	0.038	0.038
Combined Radium, Total (pCi/L)	5		1.56	5
Fluoride, Total (mg/L)	4		1.5	4
Lead, Total (mg/L)	n/a	0.015	0.001	0.015
Lithium, Total (mg/L)	n/a	0.04	0.064	0.064
Mercury, Total (mg/L)	0.002		0.0002	0.002
Molybdenum, Total (mg/L)	n/a	0.1	0.01	0.1
Selenium, Total (mg/L)	0.05		0.005	0.05
Thallium, Total (mg/L)	0.002		0.001	0.002

**Grey cell indidcates background is higher than MCL or CCR-Rule*

**MCL = Maximum Contaminant Level*

**CCR = Coal Combustion Residuals*

**GWPS = Groundwater Protection Statard*

Confidence Interval Summary Table - Significant Results

Plant Hammond Client: Southern Company Data: Hammond AP-2 Printed 10/21/2024, 3:10 PM

Constituent	Well	Upper Lim.	Lower Lim.	Compliance	Sig.	N	Mean	Std. Dev.	%NDs	ND Adj.	Transform	Alpha	Method
Cobalt (mg/L)	**HGWC-18**	**0.18**	**0.1507**	**0.038**	**Yes**	**26**	**0.1654**	**0.03004**	**0**	**None**	**No**	**0.01**	**Param.**
Cobalt (mg/L)	**MW-33**	**0.05841**	**0.04544**	**0.038**	**Yes**	**13**	**0.05192**	**0.008722**	**0**	**None**	**No**	**0.01**	**Param.**
Cobalt (mg/L)	**MW-35**	**0.09254**	**0.08291**	**0.038**	**Yes**	**11**	**0.08773**	**0.005781**	**0**	**None**	**No**	**0.01**	**Param.**

Confidence Interval Summary Table - All Results

Plant Hammond Client: Southern Company Data: Hammond AP-2 Printed 10/21/2024, 3:10 PM

Constituent	Well	Upper Lim.	Lower Lim.	Compliance	Sig.	N	Mean	Std. Dev.	%NDs	ND Adj.	Transform	Alpha	Method
Antimony (mg/L)	HGWC-14	0.0032	0.001	0.006	No	20	0.002647	0.0009013	80	None	No	0.01	NP (NDs)
Antimony (mg/L)	HGWC-15	0.003	0.0021	0.006	No	20	0.00264	0.0006419	70	None	No	0.01	NP (NDs)
Antimony (mg/L)	HGWC-18	0.003	0.0008	0.006	No	20	0.00289	0.0004919	95	None	No	0.01	NP (NDs)
Antimony (mg/L)	MW-22	0.003	0.003	0.006	No	11	0.002873	0.0004221	90.91	None	No	0.006	NP (NDs)
Antimony (mg/L)	MW-23D	0.003	0.003	0.006	No	11	0.002779	0.0007327	90.91	None	No	0.006	NP (NDs)
Antimony (mg/L)	MW-33	0.003	0.00046	0.006	No	9	0.002718	0.0008467	88.89	None	No	0.002	NP (NDs)
Antimony (mg/L)	MW-34D	0.003	0.0018	0.006	No	7	0.002829	0.0004536	85.71	None	No	0.008	NP (NDs)
Antimony (mg/L)	MW-35	0.003	0.00041	0.006	No	9	0.002701	0.0008598	77.78	None	No	0.002	NP (NDs)
Antimony (mg/L)	MW-37D	0.003	0.00079	0.006	No	9	0.002754	0.0007367	88.89	None	No	0.002	NP (NDs)
Arsenic (mg/L)	HGWC-14	0.005486	0.003781	0.01	No	26	0.004634	0.001749	11.54	None	No	0.01	Param.
Arsenic (mg/L)	HGWC-15	0.005	0.0008	0.01	No	26	0.004475	0.001486	88.46	None	No	0.01	NP (NDs)
Arsenic (mg/L)	HGWC-16	0.005	0.0012	0.01	No	26	0.004342	0.001583	84.62	None	No	0.01	NP (NDs)
Arsenic (mg/L)	HGWC-17	0.005	0.0028	0.01	No	26	0.003995	0.001729	73.08	None	No	0.01	NP (NDs)
Arsenic (mg/L)	HGWC-18	0.006432	0.004457	0.01	No	26	0.005445	0.002025	0	None	No	0.01	Param.
Arsenic (mg/L)	MW-21D	0.005	0.0013	0.01	No	16	0.004093	0.001706	75	None	No	0.01	NP (NDs)
Arsenic (mg/L)	MW-22	0.005	0.00045	0.01	No	15	0.004697	0.001175	93.33	None	No	0.01	NP (NDs)
Arsenic (mg/L)	MW-23D	0.005	0.001	0.01	No	15	0.004185	0.001687	80	None	No	0.01	NP (NDs)
Arsenic (mg/L)	MW-33	0.006439	0.003478	0.01	No	12	0.004958	0.001887	8.333	None	No	0.01	Param.
Arsenic (mg/L)	MW-34D	0.004819	0.001668	0.01	No	9	0.003243	0.001632	11.11	None	No	0.01	Param.
Arsenic (mg/L)	MW-35	0.006181	0.004346	0.01	No	11	0.005555	0.001005	18.18	Kaplan-Meier	No	0.01	Param.
Arsenic (mg/L)	MW-37D	0.005	0.0021	0.01	No	11	0.004123	0.001537	72.73	Kaplan-Meier	No	0.006	NP (NDs)
Arsenic (mg/L)	MW-51	0.005873	0.002242	0.01	No	7	0.004057	0.001528	14.29	None	No	0.01	Param.
Barium (mg/L)	HGWC-14	0.022	0.018	2	No	26	0.02385	0.02078	3.846	None	No	0.01	NP (normality)
Barium (mg/L)	HGWC-15	0.02539	0.01706	2	No	26	0.02123	0.008549	0	None	No	0.01	Param.
Barium (mg/L)	HGWC-16	0.1097	0.09948	2	No	26	0.1046	0.01048	0	None	No	0.01	Param.
Barium (mg/L)	HGWC-17	0.02607	0.02358	2	No	26	0.02482	0.002553	0	None	No	0.01	Param.
Barium (mg/L)	HGWC-18	0.032	0.026	2	No	26	0.03116	0.01483	3.846	None	No	0.01	NP (normality)
Barium (mg/L)	MW-21D	0.06091	0.03834	2	No	16	0.04963	0.01735	0	None	No	0.01	Param.
Barium (mg/L)	MW-22	0.02594	0.01476	2	No	15	0.02093	0.009377	0	None	x^(1/3)	0.01	Param.
Barium (mg/L)	MW-23D	0.06237	0.04669	2	No	15	0.05453	0.01157	0	None	No	0.01	Param.
Barium (mg/L)	MW-33	0.02625	0.02009	2	No	12	0.02317	0.003927	0	None	No	0.01	Param.
Barium (mg/L)	MW-34D	0.04275	0.03303	2	No	9	0.03789	0.005036	0	None	No	0.01	Param.
Barium (mg/L)	MW-35	0.02769	0.0214	2	No	11	0.02455	0.003778	0	None	No	0.01	Param.
Barium (mg/L)	MW-37D	0.16	0.1182	2	No	11	0.1391	0.02508	0	None	No	0.01	Param.
Barium (mg/L)	MW-51	0.046	0.026	2	No	7	0.03129	0.007041	0	None	No	0.008	NP (normality)
Beryllium (mg/L)	HGWC-14	0.00056	0.00043	0.004	No	24	0.0005496	0.0003023	8.333	None	No	0.01	NP (normality)
Beryllium (mg/L)	HGWC-17	0.0005	0.0001	0.004	No	24	0.0004097	0.0001801	79.17	None	No	0.01	NP (NDs)
Beryllium (mg/L)	HGWC-18	0.003273	0.002659	0.004	No	24	0.002966	0.0006015	4.167	None	No	0.01	Param.
Beryllium (mg/L)	MW-22	0.0005	0.00007	0.004	No	15	0.0003281	0.0002181	60	None	No	0.01	NP (NDs)
Beryllium (mg/L)	MW-33	0.001034	0.0007303	0.004	No	12	0.0008617	0.0002537	0	None	x^2	0.01	Param.
Beryllium (mg/L)	MW-34D	0.0005	0.000065	0.004	No	9	0.0004128	0.0001744	77.78	None	No	0.002	NP (NDs)
Beryllium (mg/L)	MW-35	0.0006451	0.0004404	0.004	No	11	0.0005427	0.0001228	0	None	No	0.01	Param.
Beryllium (mg/L)	MW-37D	0.0005	0.0005	0.004	No	11	0.0004655	0.0001146	90.91	None	No	0.006	NP (NDs)
Beryllium (mg/L)	MW-51	0.000441	0.000119	0.004	No	7	0.00028	0.0001355	0	None	No	0.01	Param.
Cadmium (mg/L)	HGWC-14	0.0005	0.00011	0.005	No	26	0.0003261	0.0001933	53.85	None	No	0.01	NP (NDs)
Cadmium (mg/L)	HGWC-15	0.002026	0.001257	0.005	No	26	0.001642	0.0007887	0	None	No	0.01	Param.
Cadmium (mg/L)	HGWC-17	0.0005	0.00007	0.005	No	26	0.0004835	0.00008433	96.15	None	No	0.01	NP (NDs)
Cadmium (mg/L)	HGWC-18	0.0024	0.0016	0.005	No	26	0.00222	0.001671	3.846	None	No	0.01	NP (normality)
Cadmium (mg/L)	MW-22	0.002049	0.001622	0.005	No	15	0.001764	0.000468	0	None	x^3	0.01	Param.
Cadmium (mg/L)	MW-23D	0.0025	0.00014	0.005	No	15	0.001018	0.001095	33.33	None	No	0.01	NP (normality)
Cadmium (mg/L)	MW-33	0.00024	0.00014	0.005	No	12	0.0002708	0.00031	8.333	None	No	0.01	NP (normality)
Cadmium (mg/L)	MW-34D	0.001551	0.0002996	0.005	No	9	0.001337	0.001042	22.22	Kaplan-Meier	sqrt(x)	0.01	Param.
Cadmium (mg/L)	MW-35	0.001644	0.001034	0.005	No	11	0.001339	0.0003655	0	None	No	0.01	Param.
Cadmium (mg/L)	MW-51	0.001228	0.0000489	0.005	No	7	0.0006386	0.0004964	0	None	No	0.01	Param.
Chromium (mg/L)	HGWC-14	0.005	0.00066	0.1	No	24	0.004628	0.00126	91.67	None	No	0.01	NP (NDs)

Confidence Interval Summary Table - All Results

Plant Hammond Client: Southern Company Data: Hammond AP-2 Printed 10/21/2024, 3:10 PM

Constituent	Well	Upper Lim.	Lower Lim.	Compliance	Sig.	N	Mean	Std. Dev.	%NDs	ND Adj.	Transform	Alpha	Method
Chromium (mg/L)	HGWC-15	0.005	0.0012	0.1	No	24	0.004463	0.001457	87.5	None	No	0.01	NP (NDs)
Chromium (mg/L)	HGWC-16	0.005	0.0021	0.1	No	24	0.004509	0.001354	87.5	None	No	0.01	NP (NDs)
Chromium (mg/L)	HGWC-17	0.005	0.0018	0.1	No	24	0.00451	0.001338	87.5	None	No	0.01	NP (NDs)
Chromium (mg/L)	HGWC-18	0.005	0.00063	0.1	No	24	0.004439	0.001517	87.5	None	No	0.01	NP (NDs)
Chromium (mg/L)	MW-21D	0.005	0.00074	0.1	No	16	0.004457	0.001484	87.5	None	No	0.01	NP (NDs)
Chromium (mg/L)	MW-22	0.005	0.00075	0.1	No	15	0.00441	0.001558	86.67	None	No	0.01	NP (NDs)
Chromium (mg/L)	MW-23D	0.005	0.00086	0.1	No	15	0.004446	0.001462	86.67	None	No	0.01	NP (NDs)
Chromium (mg/L)	MW-33	0.005	0.0028	0.1	No	12	0.004457	0.001344	83.33	None	No	0.01	NP (NDs)
Chromium (mg/L)	MW-34D	0.0059	0.005	0.1	No	9	0.0051	0.0003	88.89	None	No	0.002	NP (NDs)
Chromium (mg/L)	MW-35	0.005	0.00083	0.1	No	11	0.004238	0.001695	81.82	None	No	0.006	NP (NDs)
Chromium (mg/L)	MW-37D	0.005	0.0048	0.1	No	11	0.004655	0.001081	81.82	None	No	0.006	NP (NDs)
Cobalt (mg/L)	HGWC-14	0.035	0.0253	0.038	No	26	0.03329	0.01938	3.846	None	No	0.01	NP (normality)
Cobalt (mg/L)	HGWC-15	0.03922	0.02066	0.038	No	26	0.02994	0.01904	0	None	No	0.01	Param.
Cobalt (mg/L)	HGWC-16	0.005	0.00037	0.038	No	26	0.00464	0.00127	92.31	None	No	0.01	NP (NDs)
Cobalt (mg/L)	HGWC-17	0.01528	0.01217	0.038	No	26	0.01328	0.003894	0	None	x^2	0.01	Param.
Cobalt (mg/L)	**HGWC-18**	**0.18**	**0.1507**	**0.038**	**Yes**	**26**	**0.1654**	**0.03004**	**0**	**None**	**No**	**0.01**	**Param.**
Cobalt (mg/L)	MW-21D	0.005	0.00034	0.038	No	16	0.004709	0.001165	93.75	None	No	0.01	NP (NDs)
Cobalt (mg/L)	MW-22	0.03337	0.01995	0.038	No	15	0.02666	0.009895	0	None	No	0.01	Param.
Cobalt (mg/L)	MW-23D	0.001088	0.0008569	0.038	No	15	0.0009727	0.0001708	0	None	No	0.01	Param.
Cobalt (mg/L)	**MW-33**	**0.05841**	**0.04544**	**0.038**	**Yes**	**13**	**0.05192**	**0.008722**	**0**	**None**	**No**	**0.01**	**Param.**
Cobalt (mg/L)	MW-34D	0.011	0.0056	0.038	No	9	0.007222	0.001772	0	None	No	0.002	NP (normality)
Cobalt (mg/L)	**MW-35**	**0.09254**	**0.08291**	**0.038**	**Yes**	**11**	**0.08773**	**0.005781**	**0**	**None**	**No**	**0.01**	**Param.**
Cobalt (mg/L)	MW-37D	0.005	0.0015	0.038	No	11	0.004271	0.001638	81.82	None	No	0.006	NP (NDs)
Cobalt (mg/L)	MW-51	0.03902	0.01927	0.038	No	7	0.02914	0.008315	0	None	No	0.01	Param.
Combined Radium 226 + 228 (pCi/L)	HGWC-14	1.484	1.027	5	No	26	1.256	0.4694	0	None	No	0.01	Param.
Combined Radium 226 + 228 (pCi/L)	HGWC-15	0.8375	0.4607	5	No	26	0.6491	0.3866	0	None	No	0.01	Param.
Combined Radium 226 + 228 (pCi/L)	HGWC-16	0.8679	0.4827	5	No	26	0.6753	0.3952	0	None	No	0.01	Param.
Combined Radium 226 + 228 (pCi/L)	HGWC-17	0.9508	0.6498	5	No	26	0.8003	0.3088	0	None	No	0.01	Param.
Combined Radium 226 + 228 (pCi/L)	HGWC-18	2.051	1.469	5	No	26	1.76	0.597	0	None	No	0.01	Param.
Combined Radium 226 + 228 (pCi/L)	MW-21D	0.8891	0.3828	5	No	16	0.6679	0.4367	0	None	sqrt(x)	0.01	Param.
Combined Radium 226 + 228 (pCi/L)	MW-22	0.9418	0.4128	5	No	15	0.6773	0.3903	0	None	No	0.01	Param.
Combined Radium 226 + 228 (pCi/L)	MW-23D	0.9606	0.4809	5	No	15	0.7207	0.3539	0	None	No	0.01	Param.
Combined Radium 226 + 228 (pCi/L)	MW-33	2.005	0.8739	5	No	12	1.44	0.7208	0	None	No	0.01	Param.
Combined Radium 226 + 228 (pCi/L)	MW-34D	1.017	0.4125	5	No	9	0.7148	0.3131	0	None	No	0.01	Param.
Combined Radium 226 + 228 (pCi/L)	MW-35	2.175	0.8593	5	No	11	1.54	0.8881	0	None	sqrt(x)	0.01	Param.
Combined Radium 226 + 228 (pCi/L)	MW-37D	1.102	0.2704	5	No	11	0.6863	0.499	0	None	No	0.01	Param.
Combined Radium 226 + 228 (pCi/L)	MW-51	1.02	0.431	5	No	7	0.743	0.2689	0	None	No	0.008	NP (normality)
Fluoride (mg/L)	HGWC-14	0.1639	0.07972	4	No	27	0.1632	0.1452	18.52	Kaplan-Meier	ln(x)	0.01	Param.
Fluoride (mg/L)	HGWC-15	0.12	0.086	4	No	27	0.1319	0.1095	37.04	None	No	0.01	NP (normality)
Fluoride (mg/L)	HGWC-16	0.1078	0.04462	4	No	27	0.1392	0.1124	48.15	Kaplan-Meier	ln(x)	0.01	Param.
Fluoride (mg/L)	HGWC-17	0.1298	0.05855	4	No	27	0.1999	0.1996	25.93	Kaplan-Meier	ln(x)	0.01	Param.
Fluoride (mg/L)	HGWC-18	0.5727	0.3613	4	No	27	0.467	0.2216	3.704	None	No	0.01	Param.
Fluoride (mg/L)	MW-21D	0.1	0.078	4	No	16	0.09275	0.01649	75	None	No	0.01	NP (NDs)
Fluoride (mg/L)	MW-22	0.13	0.064	4	No	15	0.1048	0.05207	60	None	No	0.01	NP (NDs)
Fluoride (mg/L)	MW-23D	0.14	0.074	4	No	15	0.098	0.02613	60	None	No	0.01	NP (NDs)
Fluoride (mg/L)	MW-33	0.2788	0.1312	4	No	13	0.205	0.09928	0	None	No	0.01	Param.
Fluoride (mg/L)	MW-34D	0.09102	0.06069	4	No	9	0.08122	0.01814	22.22	Kaplan-Meier	No	0.01	Param.
Fluoride (mg/L)	MW-35	0.1149	0.05781	4	No	11	0.08636	0.03426	9.091	None	No	0.01	Param.
Fluoride (mg/L)	MW-37D	0.09389	0.05847	4	No	11	0.07618	0.02125	0	None	No	0.01	Param.
Fluoride (mg/L)	MW-51	0.1616	0.06987	4	No	7	0.1157	0.0386	0	None	No	0.01	Param.
Lead (mg/L)	HGWC-14	0.001609	0.0012	0.015	No	24	0.001405	0.000401	8.333	None	No	0.01	Param.
Lead (mg/L)	HGWC-15	0.001	0.001	0.015	No	24	0.000851	0.0003411	79.17	None	No	0.01	NP (NDs)
Lead (mg/L)	HGWC-16	0.001	0.0001	0.015	No	24	0.0006676	0.0004392	62.5	None	No	0.01	NP (NDs)
Lead (mg/L)	HGWC-17	0.001	0.0001	0.015	No	24	0.0006506	0.0004311	58.33	None	No	0.01	NP (NDs)
Lead (mg/L)	HGWC-18	0.001346	0.001006	0.015	No	24	0.001176	0.000333	8.333	None	No	0.01	Param.

Confidence Interval Summary Table - All Results

Plant Hammond Client: Southern Company Data: Hammond AP-2 Printed 10/21/2024, 3:10 PM

Constituent	Well	Upper Lim.	Lower Lim.	Compliance	Sig.	N	Mean	Std. Dev.	%NDs	ND Adj.	Transform	Alpha	Method
Lead (mg/L)	MW-21D	0.001	0.000073	0.015	No	16	0.0008018	0.0003795	75	None	No	0.01	NP (NDs)
Lead (mg/L)	MW-22	0.001	0.0001	0.015	No	15	0.0008153	0.0003825	80	None	No	0.01	NP (NDs)
Lead (mg/L)	MW-23D	0.001	0.00016	0.015	No	15	0.0008807	0.0003154	86.67	None	No	0.01	NP (NDs)
Lead (mg/L)	MW-33	0.001674	0.0009477	0.015	No	12	0.001487	0.0004268	16.67	Kaplan-Meier	No	0.01	Param.
Lead (mg/L)	MW-34D	0.001	0.00087	0.015	No	9	0.0009856	0.00004333	88.89	Kaplan-Meier	No	0.002	NP (NDs)
Lead (mg/L)	MW-35	0.0007728	0.0003672	0.015	No	11	0.0007264	0.0002975	36.36	Kaplan-Meier	No	0.01	Param.
Lead (mg/L)	MW-37D	0.001	0.00039	0.015	No	11	0.0009247	0.0004053	72.73	Kaplan-Meier	No	0.006	NP (NDs)
Lithium (mg/L)	HGWC-14	0.03	0.0029	0.064	No	26	0.02896	0.005315	96.15	None	No	0.01	NP (NDs)
Lithium (mg/L)	HGWC-15	0.006779	0.002526	0.064	No	26	0.01336	0.0127	23.08	Kaplan-Meier	ln(x)	0.01	Param.
Lithium (mg/L)	HGWC-16	0.0041	0.0029	0.064	No	25	0.003892	0.002405	4	None	No	0.01	NP (normality)
Lithium (mg/L)	HGWC-17	0.03	0.0012	0.064	No	25	0.0139	0.01457	44	None	No	0.01	NP (normality)
Lithium (mg/L)	HGWC-18	0.01391	0.01178	0.064	No	25	0.01284	0.002136	0	None	No	0.01	Param.
Lithium (mg/L)	MW-21D	0.02396	0.01843	0.064	No	16	0.02088	0.004745	0	None	x^2	0.01	Param.
Lithium (mg/L)	MW-22	0.002	0.0011	0.064	No	15	0.003113	0.004832	13.33	None	No	0.01	NP (normality)
Lithium (mg/L)	MW-23D	0.0028	0.0019	0.064	No	15	0.00308	0.003317	6.667	None	No	0.01	NP (normality)
Lithium (mg/L)	MW-33	0.03	0.00086	0.064	No	11	0.006379	0.01168	18.18	None	No	0.006	NP (normality)
Lithium (mg/L)	MW-34D	0.03	0.001	0.064	No	8	0.008625	0.0132	25	None	No	0.004	NP (normality)
Lithium (mg/L)	MW-35	0.0046	0.0031	0.064	No	11	0.004773	0.003432	9.091	None	No	0.006	NP (normality)
Lithium (mg/L)	MW-37D	0.03402	0.02198	0.064	No	10	0.028	0.006749	0	None	No	0.01	Param.
Lithium (mg/L)	MW-51	0.015	0.00098	0.064	No	7	0.003397	0.005133	14.29	None	No	0.008	NP (normality)
Mercury (mg/L)	HGWC-18	0.0002	0.00008	0.002	No	17	0.0001618	0.00006187	70.59	None	No	0.01	NP (NDs)
Mercury (mg/L)	MW-22	0.0002	0.00016	0.002	No	9	0.0001956	0.00001333	88.89	None	No	0.002	NP (NDs)
Mercury (mg/L)	MW-23D	0.0002	0.00017	0.002	No	9	0.0001967	0.00001	88.89	None	No	0.002	NP (NDs)
Mercury (mg/L)	MW-35	0.00084	0.00014	0.002	No	7	0.0002743	0.0002511	57.14	None	No	0.008	NP (NDs)
Mercury (mg/L)	MW-51	0.0002	0.00013	0.002	No	6	0.0001883	0.00002858	83.33	None	No	0.0155	NP (NDs)
Molybdenum (mg/L)	HGWC-15	0.01	0.0007	0.1	No	24	0.009612	0.001898	95.83	None	No	0.01	NP (NDs)
Molybdenum (mg/L)	MW-21D	0.02797	0.0171	0.1	No	16	0.02294	0.009059	0	None	sqrt(x)	0.01	Param.
Molybdenum (mg/L)	MW-22	0.01	0.00013	0.1	No	15	0.009342	0.002548	93.33	None	No	0.01	NP (NDs)
Molybdenum (mg/L)	MW-23D	0.004164	0.002903	0.1	No	15	0.003533	0.0009302	6.667	None	No	0.01	Param.
Molybdenum (mg/L)	MW-37D	0.01658	0.003061	0.1	No	10	0.00982	0.007575	0	None	No	0.01	Param.
Selenium (mg/L)	HGWC-14	0.01111	0.005972	0.05	No	26	0.008543	0.005276	0	None	No	0.01	Param.
Selenium (mg/L)	HGWC-15	0.005	0.0041	0.05	No	26	0.004504	0.001317	84.62	None	No	0.01	NP (NDs)
Selenium (mg/L)	HGWC-16	0.005	0.000089	0.05	No	26	0.004811	0.0009631	96.15	None	No	0.01	NP (NDs)
Selenium (mg/L)	HGWC-17	0.005	0.0023	0.05	No	26	0.004569	0.001257	88.46	None	No	0.01	NP (NDs)
Selenium (mg/L)	HGWC-18	0.0309	0.01359	0.05	No	26	0.02492	0.02078	3.846	None	sqrt(x)	0.01	Param.
Selenium (mg/L)	MW-22	0.005	0.002	0.05	No	15	0.0048	0.0007746	93.33	None	No	0.01	NP (NDs)
Selenium (mg/L)	MW-33	0.02002	0.007392	0.05	No	12	0.01433	0.0103	0	None	x^(1/3)	0.01	Param.
Selenium (mg/L)	MW-34D	0.005	0.001	0.05	No	9	0.0039	0.001693	66.67	None	No	0.002	NP (NDs)
Selenium (mg/L)	MW-35	0.01622	0.006105	0.05	No	11	0.01194	0.00912	0	None	ln(x)	0.01	Param.
Selenium (mg/L)	MW-51	0.003388	0.001292	0.05	No	7	0.0031	0.001528	28.57	Kaplan-Meier	No	0.01	Param.
Thallium (mg/L)	HGWC-14	0.000306	0.00027	0.002	No	26	0.0003129	0.00007216	7.692	None	No	0.01	NP (normality)
Thallium (mg/L)	HGWC-15	0.001	0.00022	0.002	No	26	0.00097	0.000153	96.15	None	No	0.01	NP (NDs)
Thallium (mg/L)	HGWC-17	0.001	0.00014	0.002	No	26	0.0007327	0.0004098	69.23	None	No	0.01	NP (NDs)
Thallium (mg/L)	HGWC-18	0.001	0.00019	0.002	No	26	0.0006165	0.0004228	53.85	None	No	0.01	NP (NDs)
Thallium (mg/L)	MW-33	0.001	0.00022	0.002	No	12	0.0004583	0.0003302	25	None	No	0.01	NP (normality)
Thallium (mg/L)	MW-34D	0.001	0.00015	0.002	No	9	0.0009056	0.0002833	88.89	None	No	0.002	NP (NDs)
Thallium (mg/L)	MW-35	0.001	0.001	0.002	No	11	0.0009209	0.0002623	90.91	None	No	0.006	NP (NDs)

Appendix IV Trend Tests - Significant Results

Plant Hammond Client: Southern Company Data: Hammond AP-2 Printed 10/21/2024, 3:13 PM

Constituent	Well	Slope	Calc.	Critical	Sig.	N	%NDs	Normality	Xform	Alpha	Method
Cobalt (mg/L)	**HGWA-4 (bg)**	**-0.00006518**	**-151**	**-90**	**Yes**	**26**	**61.54**	**n/a**	**n/a**	**0.05**	**NP**
Cobalt (mg/L)	**HGWC-18**	**-0.008561**	**-172**	**-90**	**Yes**	**26**	**0**	**n/a**	**n/a**	**0.05**	**NP**

Appendix IV Trend Tests - All Results

Plant Hammond Client: Southern Company Data: Hammond AP-2 Printed 10/21/2024, 3:13 PM

Constituent	Well	Slope	Calc.	Critical	Sig.	N	%NDs	Normality	Xform	Alpha	Method
Cobalt (mg/L)	HGWA-1 (bg)	0	-36	-90	No	26	84.62	n/a	n/a	0.05	NP
Cobalt (mg/L)	HGWA-2 (bg)	0	0	90	No	26	0	n/a	n/a	0.05	NP
Cobalt (mg/L)	HGWA-3 (bg)	0	0	90	No	26	100	n/a	n/a	0.05	NP
Cobalt (mg/L)	**HGWA-4 (bg)**	**-0.00006518**	**-151**	**-90**	**Yes**	**26**	**61.54**	**n/a**	**n/a**	**0.05**	**NP**
Cobalt (mg/L)	HGWA-42D (bg)	0	-3	-34	No	13	84.62	n/a	n/a	0.05	NP
Cobalt (mg/L)	HGWA-43D (bg)	0	0	34	No	13	100	n/a	n/a	0.05	NP
Cobalt (mg/L)	HGWA-44D (bg)	0	0	34	No	13	100	n/a	n/a	0.05	NP
Cobalt (mg/L)	HGWA-5 (bg)	-0.00001798	-39	-90	No	26	26.92	n/a	n/a	0.05	NP
Cobalt (mg/L)	HGWA-6 (bg)	0	-25	-90	No	26	96.15	n/a	n/a	0.05	NP
Cobalt (mg/L)	**HGWC-18**	**-0.008561**	**-172**	**-90**	**Yes**	**26**	**0**	**n/a**	**n/a**	**0.05**	**NP**
Cobalt (mg/L)	MW-33	-0.001709	-6	-34	No	13	0	n/a	n/a	0.05	NP
Cobalt (mg/L)	MW-35	-0.001905	-21	-27	No	11	0	n/a	n/a	0.05	NP

Table of Contents

Figure A. Time Series	25
Figure B. Box Plots	159
Figure C. Outlier Summary	181
Figure D. Appendix III Interwell Prediction Limits	183
Figure E. Appendix III Trend Tests	216
Figure F. Upper Tolerance Limits	238
Figure G. Groundwater Protection Standards	248
Figure H. Confidence Intervals	250
Figure I. Appendix IV Trend Tests	318

FIGURE A.

Sanitas™ v.10.0.20 Software licensed to Groundwater Stats Consulting. UG
Hollow symbols indicate censored values.

Time Series

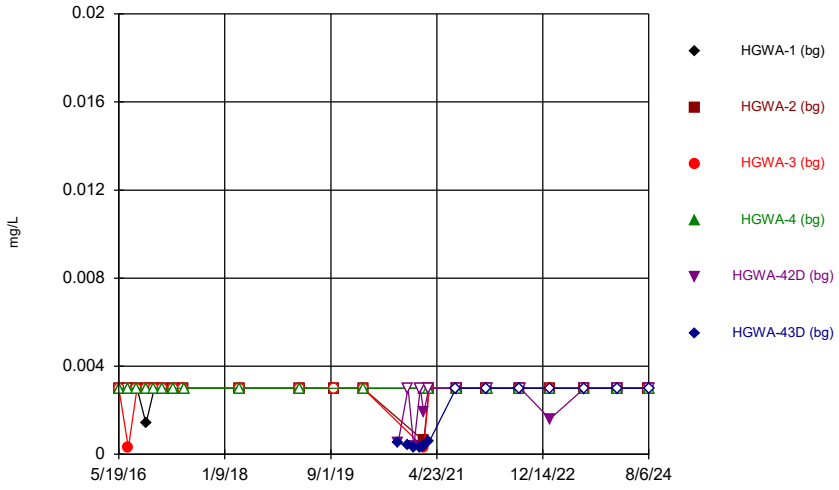

Constituent: Antimony Analysis Run 10/21/2024 3:19 PM View: Descriptive
Plant Hammond Client: Southern Company Data: Hammond AP-2

Sanitas™ v.10.0.20 Software licensed to Groundwater Stats Consulting. UG
Hollow symbols indicate censored values.

Time Series

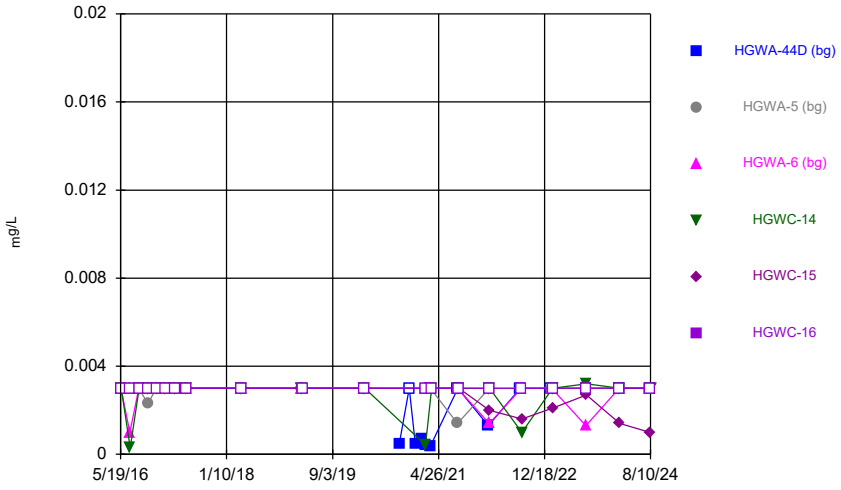

Constituent: Antimony Analysis Run 10/21/2024 3:19 PM View: Descriptive
Plant Hammond Client: Southern Company Data: Hammond AP-2

Sanitas™ v.10.0.20 Software licensed to Groundwater Stats Consulting. UG
Hollow symbols indicate censored values.

Time Series

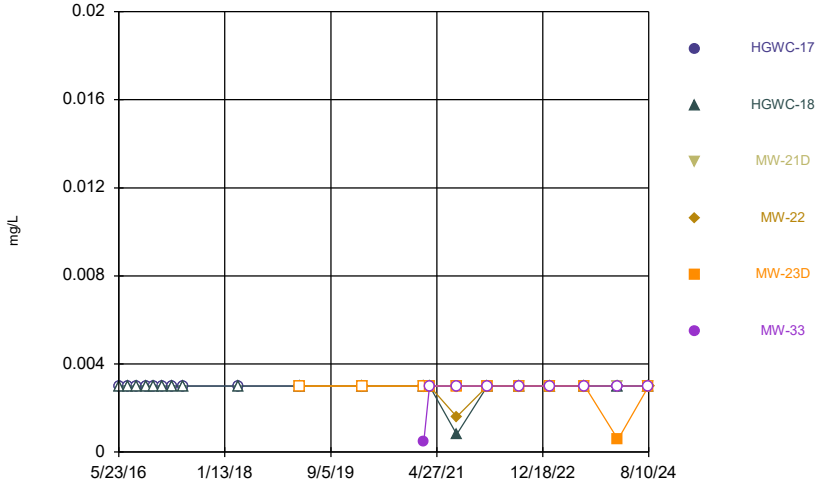

Constituent: Antimony Analysis Run 10/21/2024 3:19 PM View: Descriptive
Plant Hammond Client: Southern Company Data: Hammond AP-2

Sanitas™ v.10.0.20 Software licensed to Groundwater Stats Consulting. UG
Hollow symbols indicate censored values.

Time Series

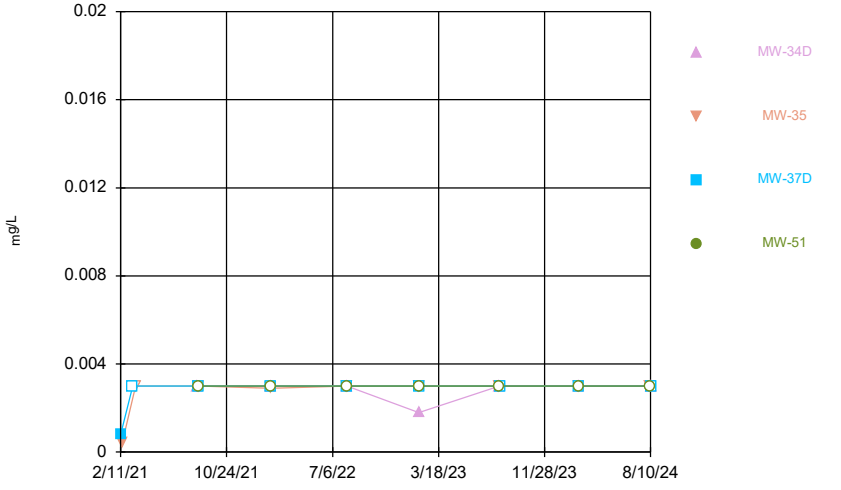

Constituent: Antimony Analysis Run 10/21/2024 3:19 PM View: Descriptive
Plant Hammond Client: Southern Company Data: Hammond AP-2

Sanitas™ v.10.0.20 Software licensed to Groundwater Stats Consulting. UG
Hollow symbols indicate censored values.

Time Series

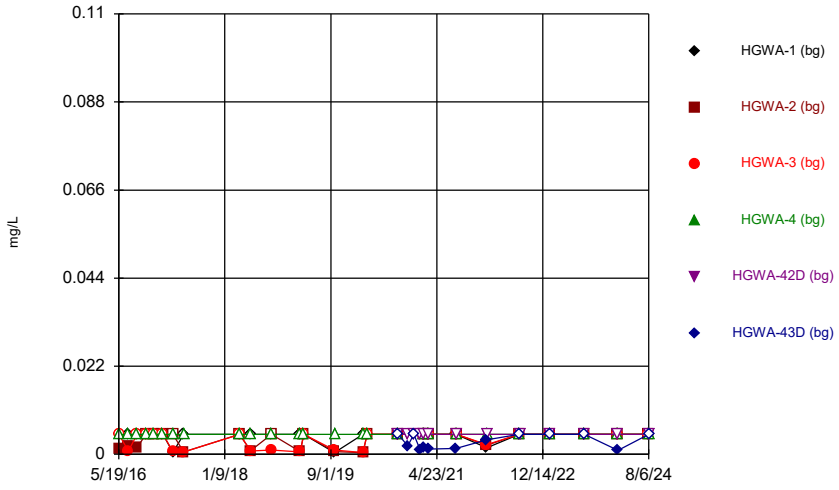

Constituent: Arsenic Analysis Run 10/21/2024 3:19 PM View: Descriptive
Plant Hammond Client: Southern Company Data: Hammond AP-2

Sanitas™ v.10.0.20 Software licensed to Groundwater Stats Consulting. UG
Hollow symbols indicate censored values.

Time Series

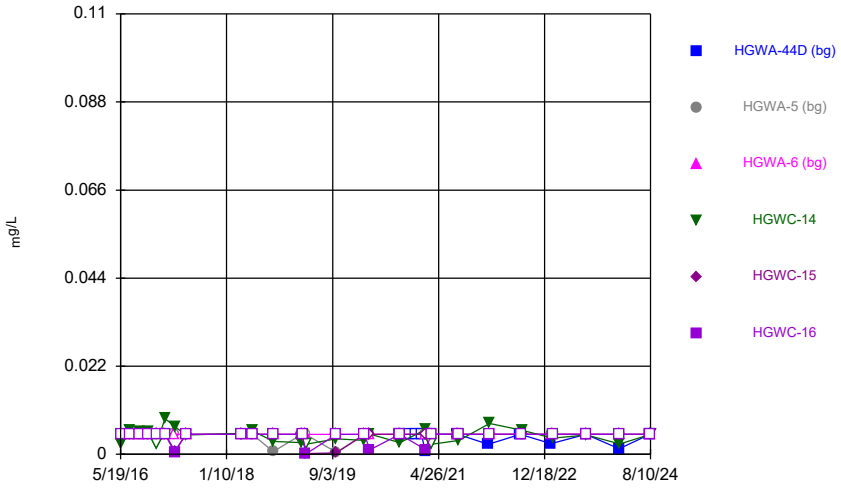

Constituent: Arsenic Analysis Run 10/21/2024 3:19 PM View: Descriptive
Plant Hammond Client: Southern Company Data: Hammond AP-2

Sanitas™ v.10.0.20 Software licensed to Groundwater Stats Consulting. UG
Hollow symbols indicate censored values.

Time Series

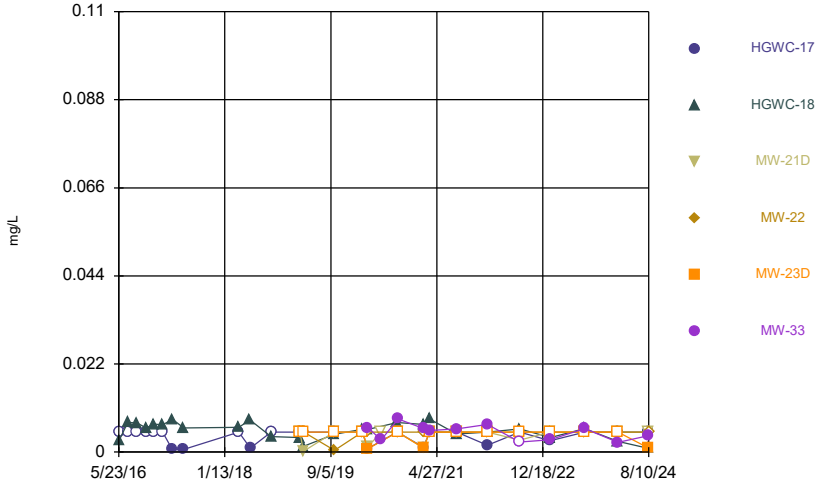

Constituent: Arsenic Analysis Run 10/21/2024 3:19 PM View: Descriptive
Plant Hammond Client: Southern Company Data: Hammond AP-2

Sanitas™ v.10.0.20 Software licensed to Groundwater Stats Consulting. UG
Hollow symbols indicate censored values.

Time Series

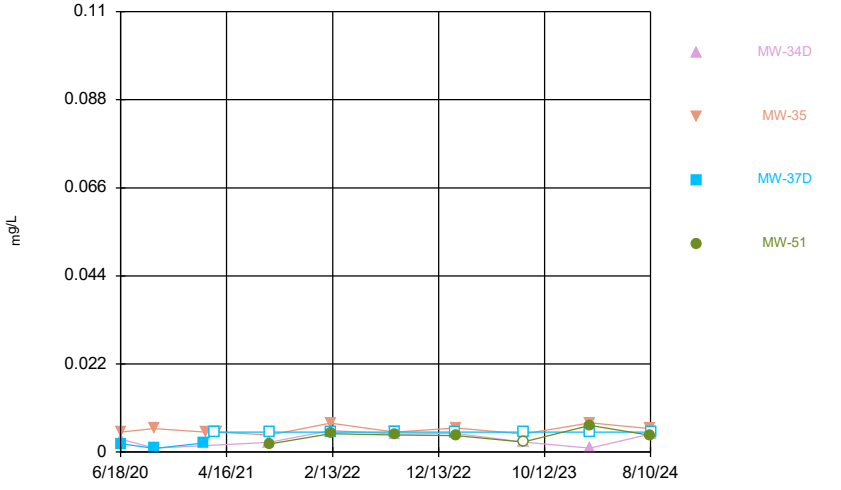

Constituent: Arsenic Analysis Run 10/21/2024 3:19 PM View: Descriptive
Plant Hammond Client: Southern Company Data: Hammond AP-2

Sanitas™ v.10.0.20 Software licensed to Groundwater Stats Consulting. UG

Time Series

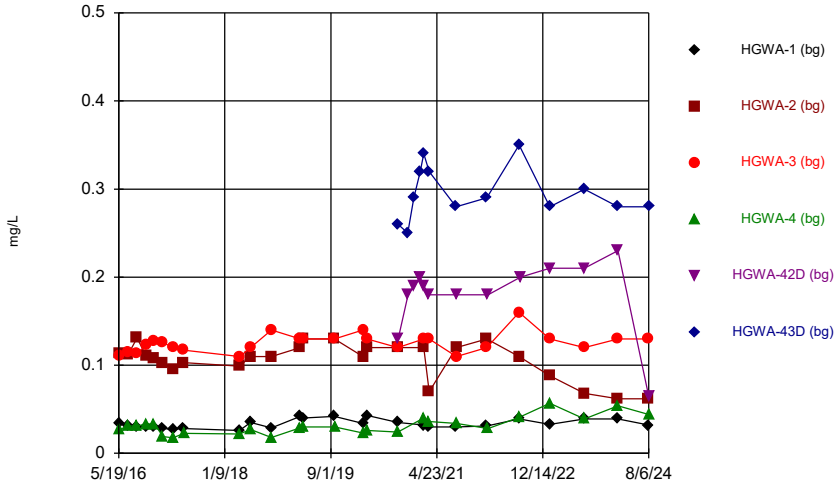

Constituent: Barium Analysis Run 10/21/2024 3:19 PM View: Descriptive
Plant Hammond Client: Southern Company Data: Hammond AP-2

Sanitas™ v.10.0.20 Software licensed to Groundwater Stats Consulting. UG
Hollow symbols indicate censored values.

Time Series

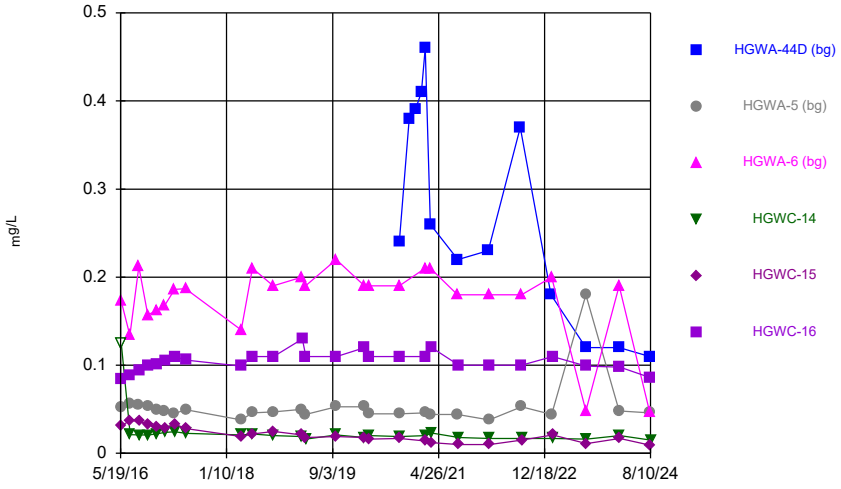

Constituent: Barium Analysis Run 10/21/2024 3:19 PM View: Descriptive
Plant Hammond Client: Southern Company Data: Hammond AP-2

Sanitas™ v.10.0.20 Software licensed to Groundwater Stats Consulting. UG
Hollow symbols indicate censored values.

Time Series

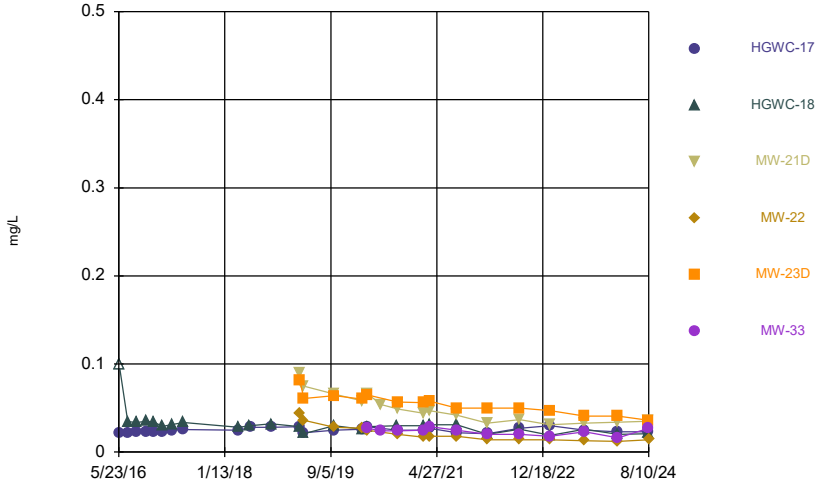

Constituent: Barium Analysis Run 10/21/2024 3:19 PM View: Descriptive
Plant Hammond Client: Southern Company Data: Hammond AP-2

Sanitas™ v.10.0.20 Software licensed to Groundwater Stats Consulting. UG

Time Series

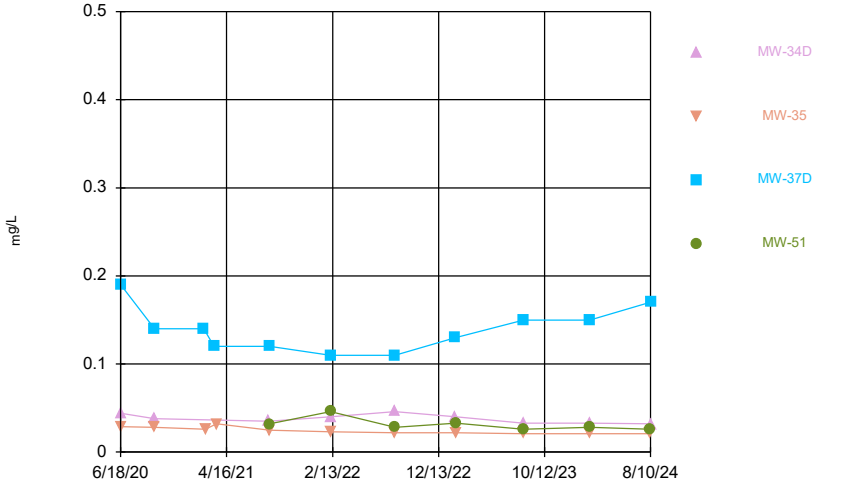

Constituent: Barium Analysis Run 10/21/2024 3:19 PM View: Descriptive
Plant Hammond Client: Southern Company Data: Hammond AP-2

Sanitas™ v.10.0.20 Software licensed to Groundwater Stats Consulting. UG
Hollow symbols indicate censored values.

Time Series

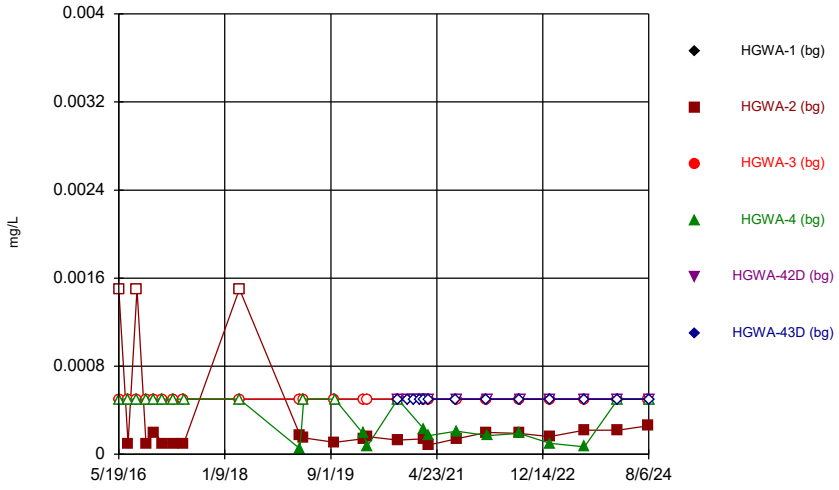

Constituent: Beryllium Analysis Run 10/21/2024 3:19 PM View: Descriptive
Plant Hammond Client: Southern Company Data: Hammond AP-2

Sanitas™ v.10.0.20 Software licensed to Groundwater Stats Consulting. UG
Hollow symbols indicate censored values.

Time Series

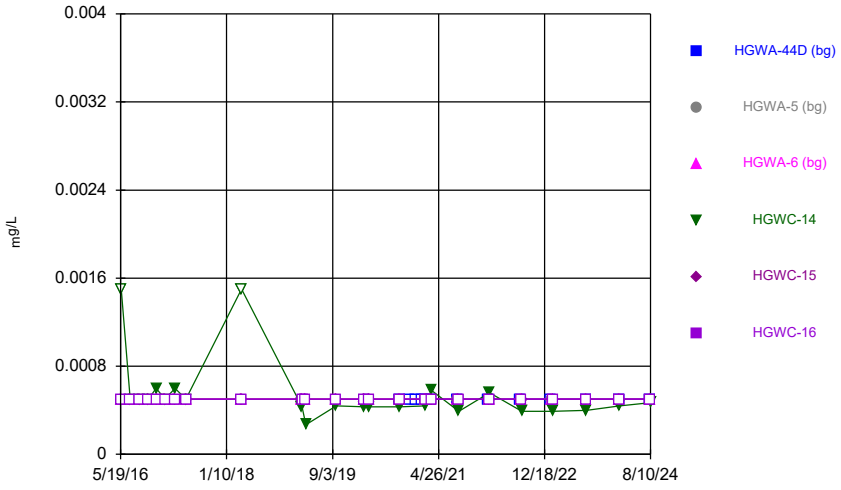

Constituent: Beryllium Analysis Run 10/21/2024 3:19 PM View: Descriptive
Plant Hammond Client: Southern Company Data: Hammond AP-2

Sanitas™ v.10.0.20 Software licensed to Groundwater Stats Consulting. UG
Hollow symbols indicate censored values.

Time Series

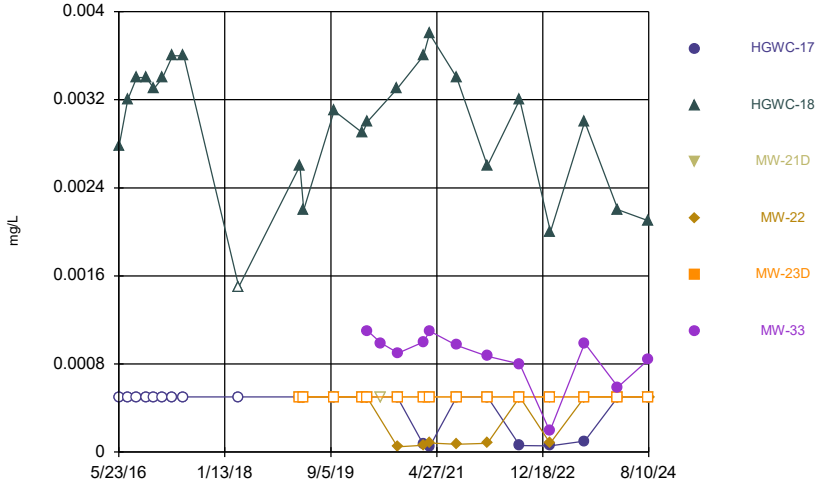

Constituent: Beryllium Analysis Run 10/21/2024 3:19 PM View: Descriptive
Plant Hammond Client: Southern Company Data: Hammond AP-2

Sanitas™ v.10.0.20 Software licensed to Groundwater Stats Consulting. UG
Hollow symbols indicate censored values.

Time Series

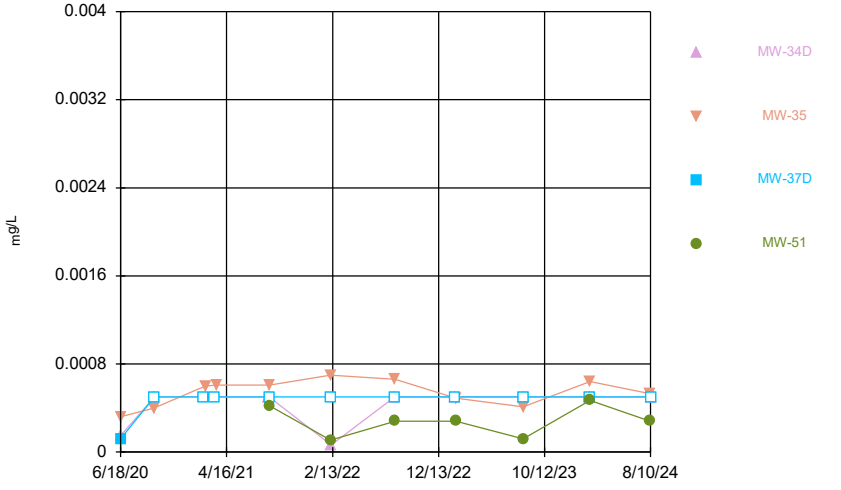

Constituent: Beryllium Analysis Run 10/21/2024 3:19 PM View: Descriptive
Plant Hammond Client: Southern Company Data: Hammond AP-2

Sanitas™ v.10.0.20 Software licensed to Groundwater Stats Consulting. UG
Hollow symbols indicate censored values.

Time Series

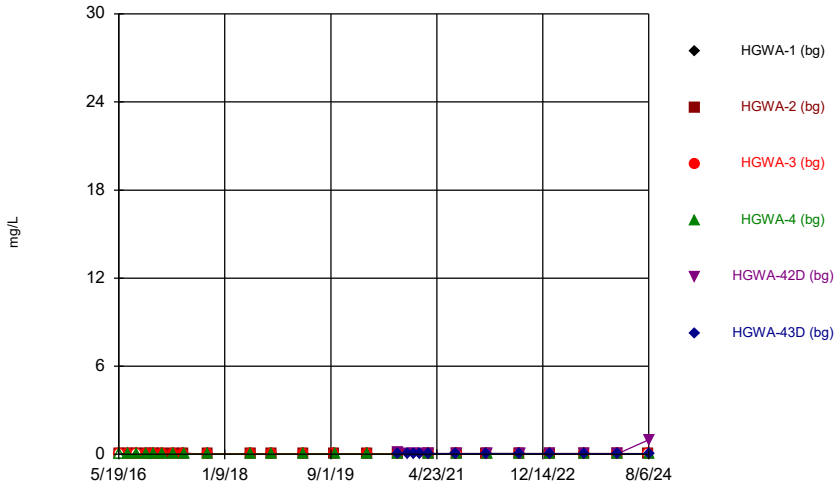

Constituent: Boron Analysis Run 10/21/2024 3:19 PM View: Descriptive
Plant Hammond Client: Southern Company Data: Hammond AP-2

Sanitas™ v.10.0.20 Software licensed to Groundwater Stats Consulting. UG
Hollow symbols indicate censored values.

Time Series

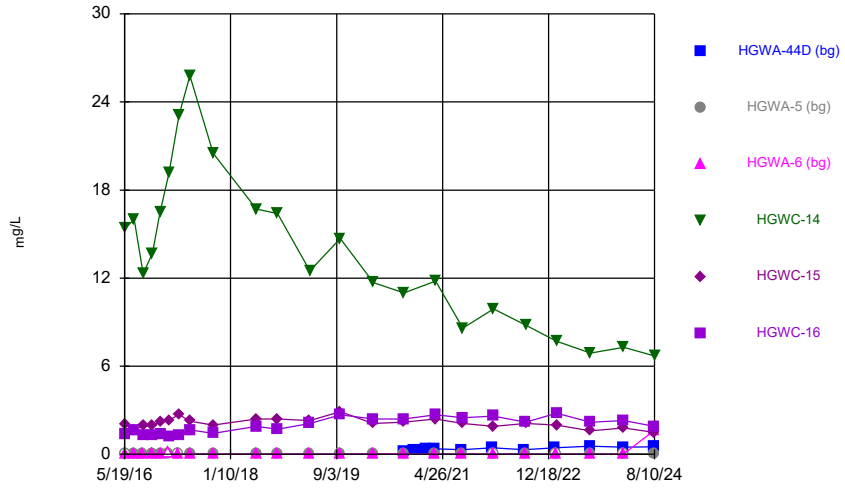

Constituent: Boron Analysis Run 10/21/2024 3:19 PM View: Descriptive
Plant Hammond Client: Southern Company Data: Hammond AP-2

Sanitas™ v.10.0.20 Software licensed to Groundwater Stats Consulting. UG

Time Series

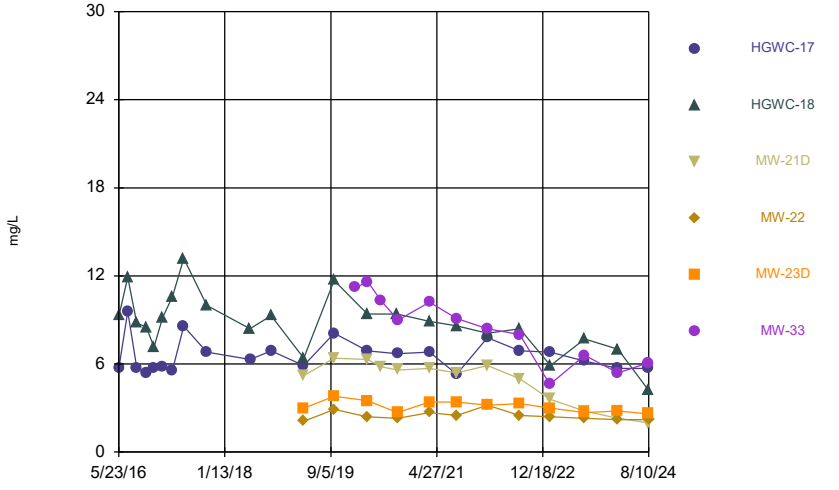

Constituent: Boron Analysis Run 10/21/2024 3:19 PM View: Descriptive
Plant Hammond Client: Southern Company Data: Hammond AP-2

Sanitas™ v.10.0.20 Software licensed to Groundwater Stats Consulting. UG

Time Series

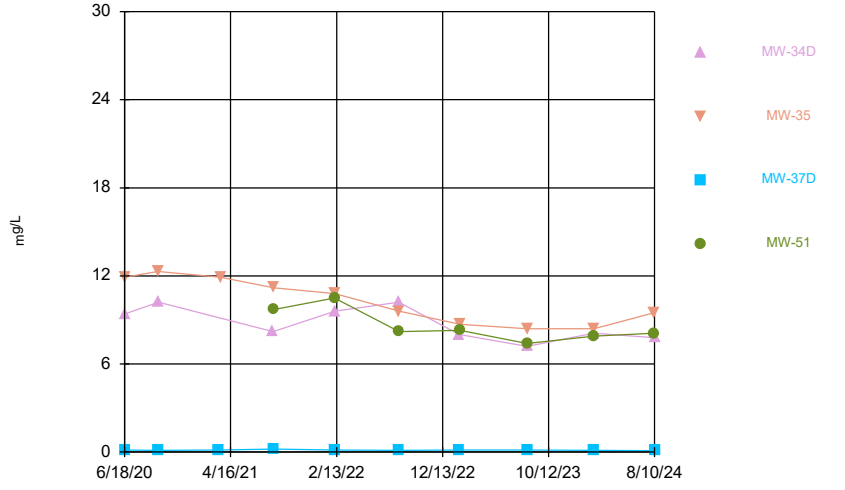

Constituent: Boron Analysis Run 10/21/2024 3:19 PM View: Descriptive
Plant Hammond Client: Southern Company Data: Hammond AP-2

Sanitas™ v.10.0.20 Software licensed to Groundwater Stats Consulting. UG
Hollow symbols indicate censored values.

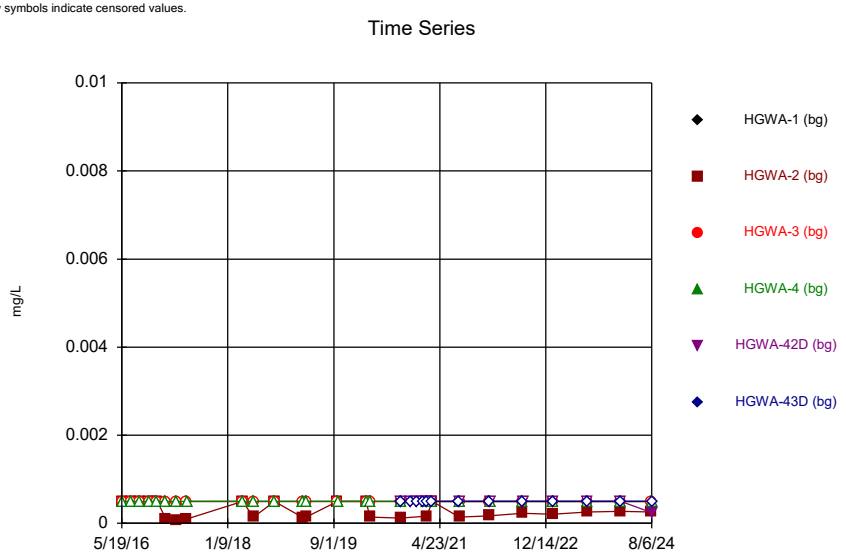

Constituent: Cadmium Analysis Run 10/21/2024 3:19 PM View: Descriptive
Plant Hammond Client: Southern Company Data: Hammond AP-2

Sanitas™ v.10.0.20 Software licensed to Groundwater Stats Consulting. UG
Hollow symbols indicate censored values.

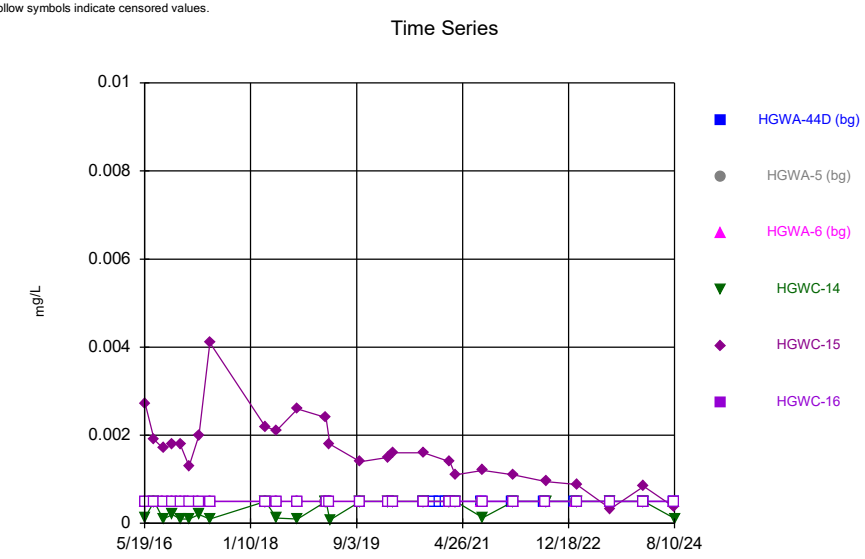

Constituent: Cadmium Analysis Run 10/21/2024 3:19 PM View: Descriptive
Plant Hammond Client: Southern Company Data: Hammond AP-2

Sanitas™ v.10.0.20 Software licensed to Groundwater Stats Consulting. UG
Hollow symbols indicate censored values.

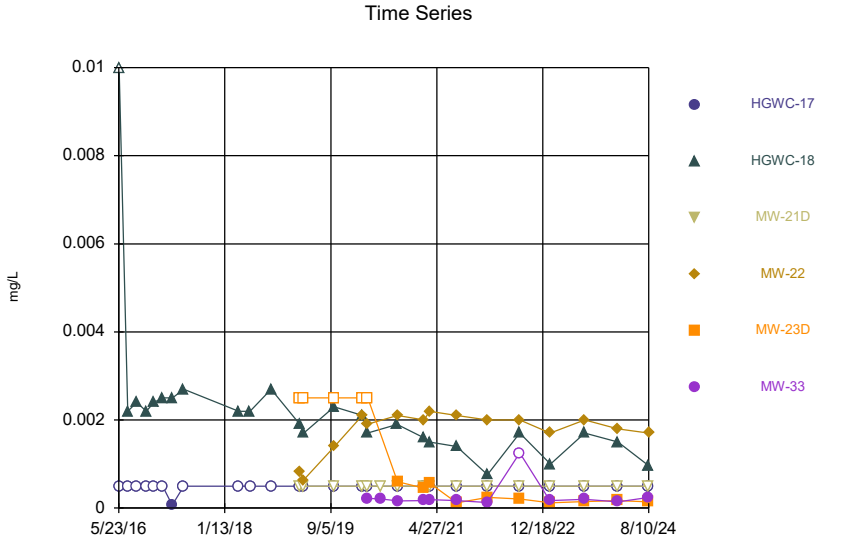

Constituent: Cadmium Analysis Run 10/21/2024 3:19 PM View: Descriptive
Plant Hammond Client: Southern Company Data: Hammond AP-2

Sanitas™ v.10.0.20 Software licensed to Groundwater Stats Consulting. UG
Hollow symbols indicate censored values.

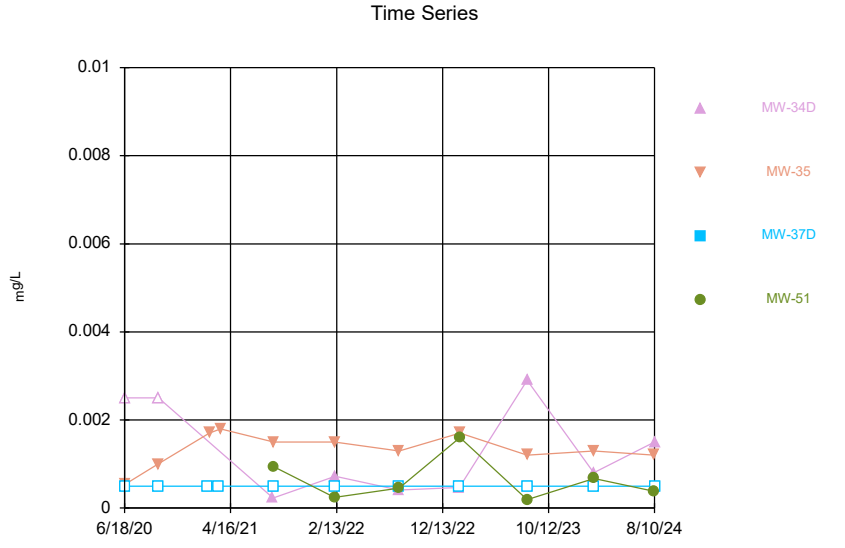

Constituent: Cadmium Analysis Run 10/21/2024 3:19 PM View: Descriptive
Plant Hammond Client: Southern Company Data: Hammond AP-2

Sanitas™ v.10.0.20 Software licensed to Groundwater Stats Consulting. UG

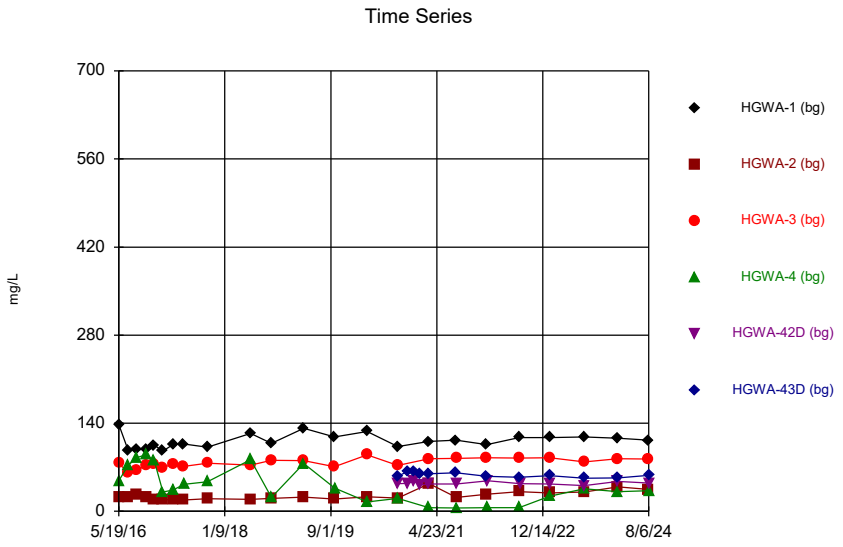

Constituent: Calcium Analysis Run 10/21/2024 3:19 PM View: Descriptive
Plant Hammond Client: Southern Company Data: Hammond AP-2

Sanitas™ v.10.0.20 Software licensed to Groundwater Stats Consulting. UG

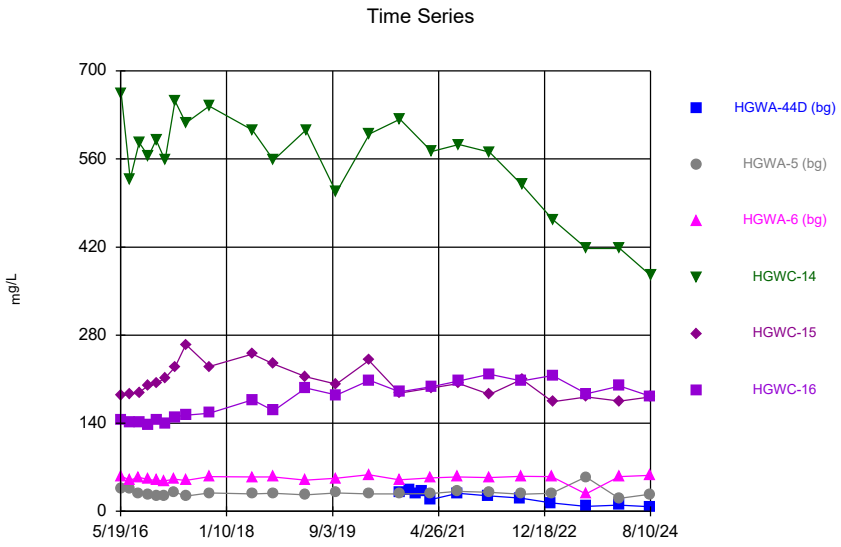

Constituent: Calcium Analysis Run 10/21/2024 3:19 PM View: Descriptive
Plant Hammond Client: Southern Company Data: Hammond AP-2

Sanitas™ v.10.0.20 Software licensed to Groundwater Stats Consulting. UG

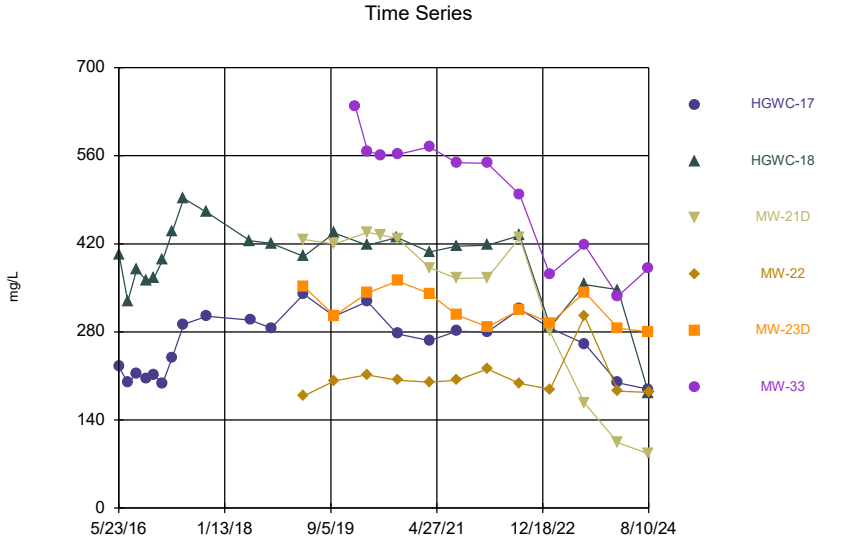

Constituent: Calcium Analysis Run 10/21/2024 3:19 PM View: Descriptive
Plant Hammond Client: Southern Company Data: Hammond AP-2

Sanitas™ v.10.0.20 Software licensed to Groundwater Stats Consulting. UG

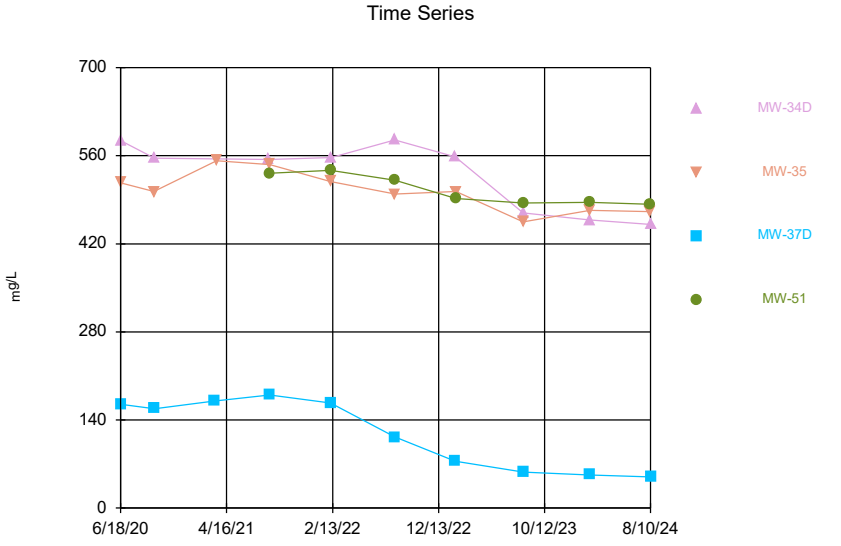

Constituent: Calcium Analysis Run 10/21/2024 3:19 PM View: Descriptive
Plant Hammond Client: Southern Company Data: Hammond AP-2

Sanitas™ v.10.0.20 Software licensed to Groundwater Stats Consulting. UG

Time Series

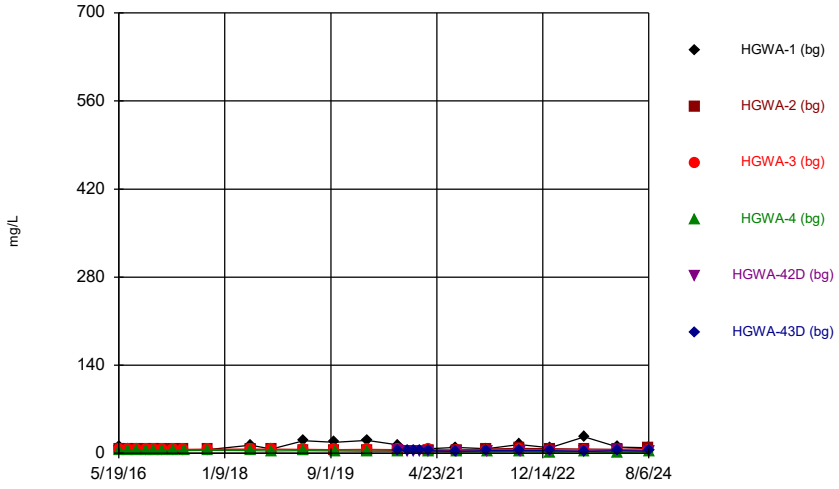

Constituent: Chloride Analysis Run 10/21/2024 3:19 PM View: Descriptive
Plant Hammond Client: Southern Company Data: Hammond AP-2

Sanitas™ v.10.0.20 Software licensed to Groundwater Stats Consulting. UG

Time Series

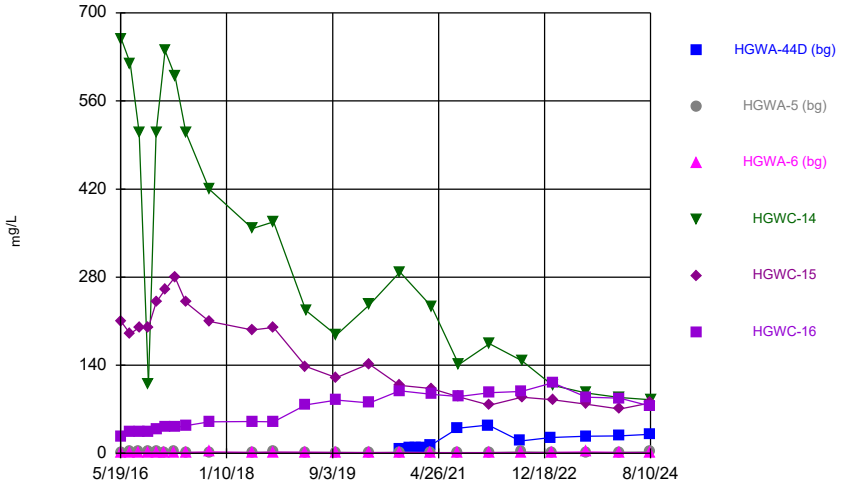

Constituent: Chloride Analysis Run 10/21/2024 3:20 PM View: Descriptive
Plant Hammond Client: Southern Company Data: Hammond AP-2

Sanitas™ v.10.0.20 Software licensed to Groundwater Stats Consulting. UG

Time Series

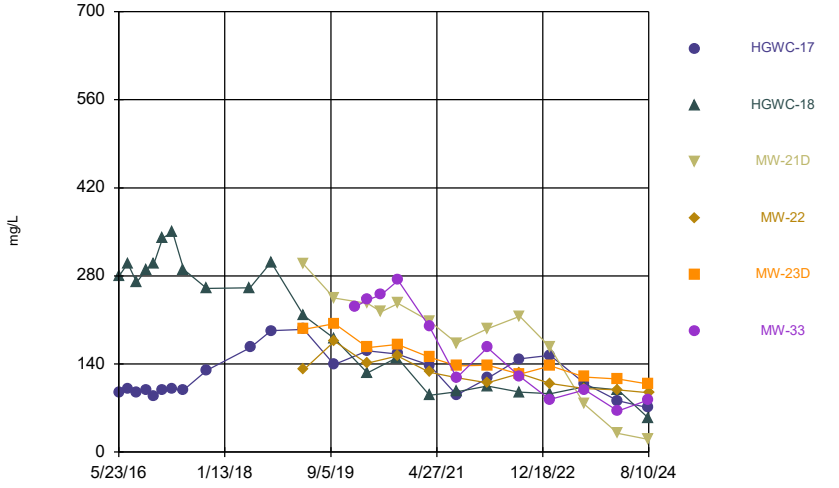

Constituent: Chloride Analysis Run 10/21/2024 3:20 PM View: Descriptive
Plant Hammond Client: Southern Company Data: Hammond AP-2

Sanitas™ v.10.0.20 Software licensed to Groundwater Stats Consulting. UG

Time Series

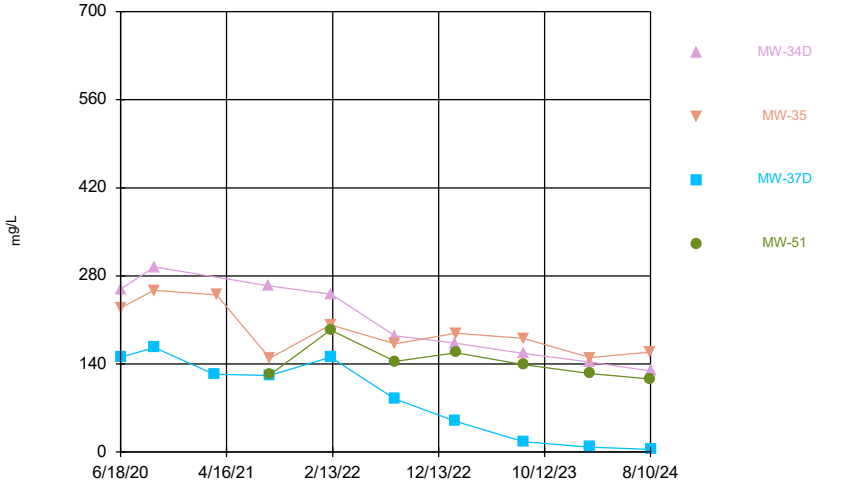

Constituent: Chloride Analysis Run 10/21/2024 3:20 PM View: Descriptive
Plant Hammond Client: Southern Company Data: Hammond AP-2

Sanitas™ v.10.0.20 Software licensed to Groundwater Stats Consulting. UG
Hollow symbols indicate censored values.

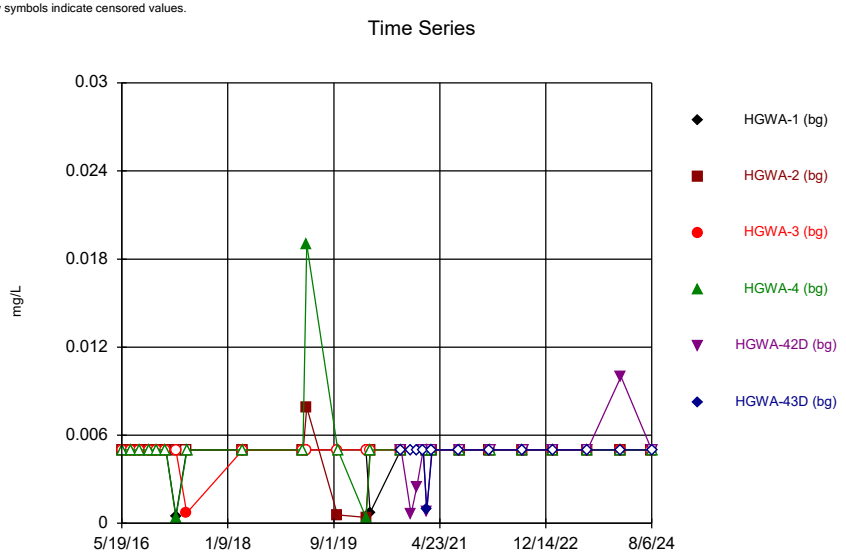

Constituent: Chromium Analysis Run 10/21/2024 3:20 PM View: Descriptive
Plant Hammond Client: Southern Company Data: Hammond AP-2

Sanitas™ v.10.0.20 Software licensed to Groundwater Stats Consulting. UG
Hollow symbols indicate censored values.

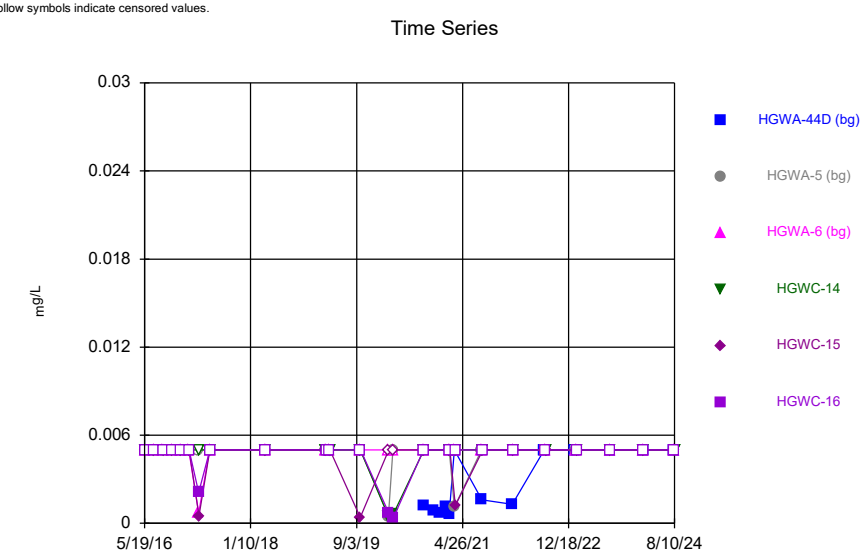

Constituent: Chromium Analysis Run 10/21/2024 3:20 PM View: Descriptive
Plant Hammond Client: Southern Company Data: Hammond AP-2

Sanitas™ v.10.0.20 Software licensed to Groundwater Stats Consulting. UG
Hollow symbols indicate censored values.

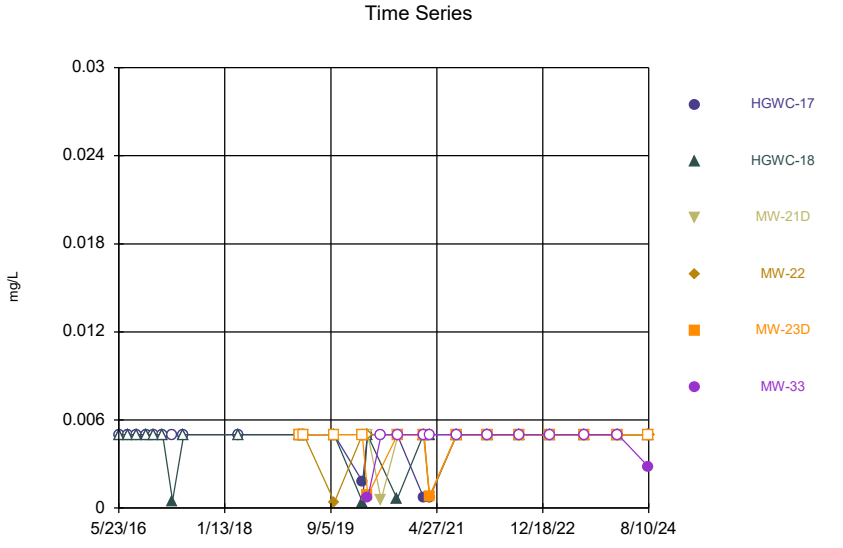

Constituent: Chromium Analysis Run 10/21/2024 3:20 PM View: Descriptive
Plant Hammond Client: Southern Company Data: Hammond AP-2

Sanitas™ v.10.0.20 Software licensed to Groundwater Stats Consulting. UG
Hollow symbols indicate censored values.

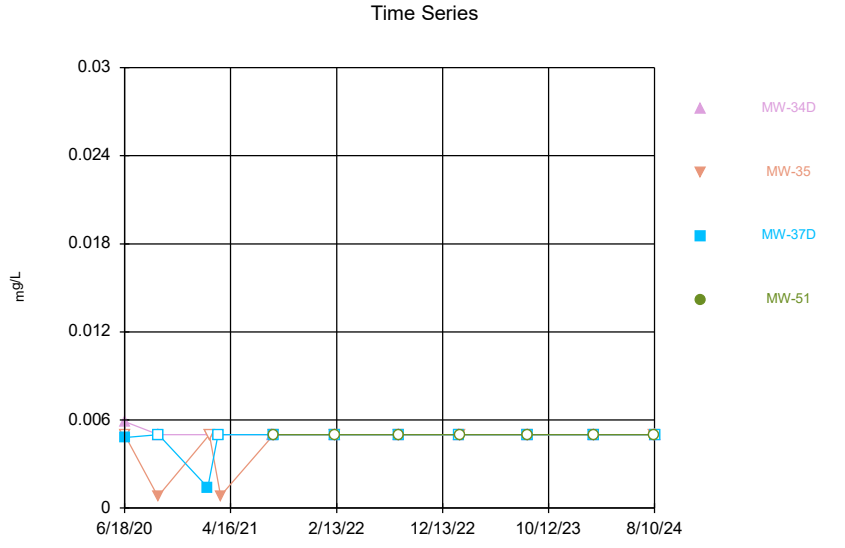

Constituent: Chromium Analysis Run 10/21/2024 3:20 PM View: Descriptive
Plant Hammond Client: Southern Company Data: Hammond AP-2

Sanitas™ v.10.0.20 Software licensed to Groundwater Stats Consulting. UG
Hollow symbols indicate censored values.

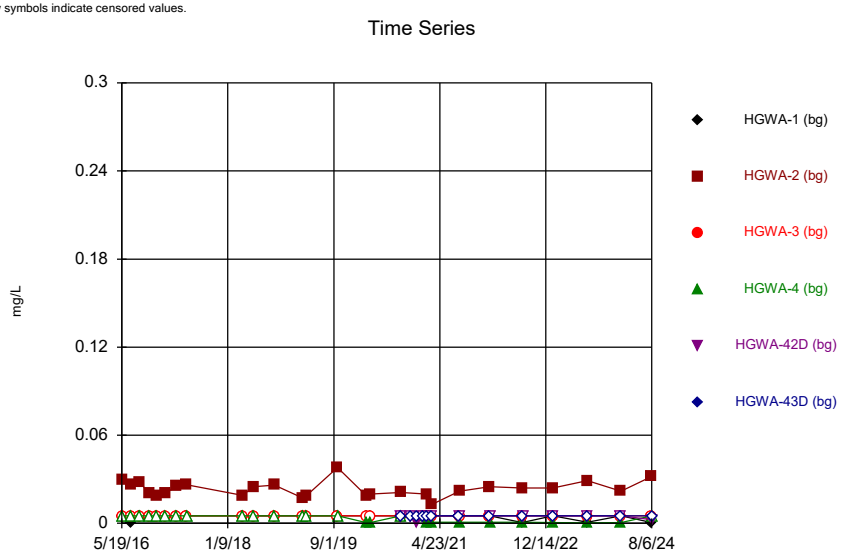

Constituent: Cobalt Analysis Run 10/21/2024 3:20 PM View: Descriptive
Plant Hammond Client: Southern Company Data: Hammond AP-2

Sanitas™ v.10.0.20 Software licensed to Groundwater Stats Consulting. UG
Hollow symbols indicate censored values.

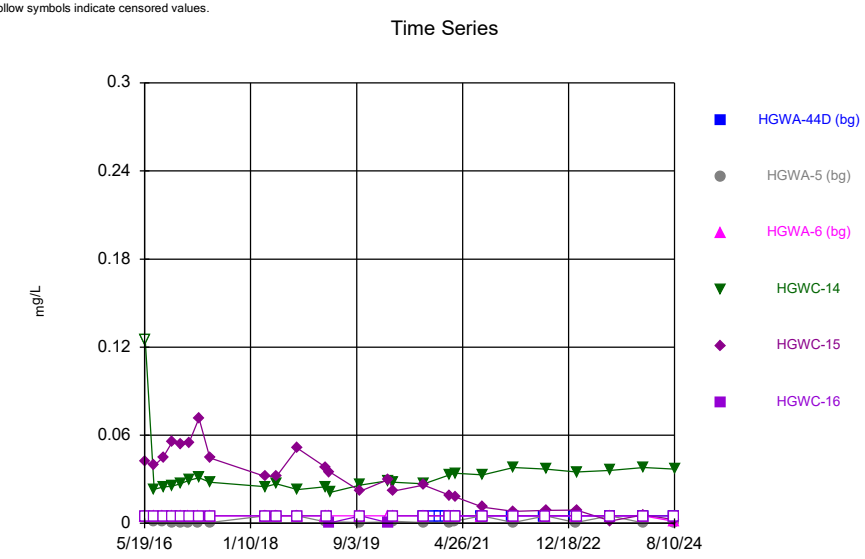

Constituent: Cobalt Analysis Run 10/21/2024 3:20 PM View: Descriptive
Plant Hammond Client: Southern Company Data: Hammond AP-2

Sanitas™ v.10.0.20 Software licensed to Groundwater Stats Consulting. UG
Hollow symbols indicate censored values.

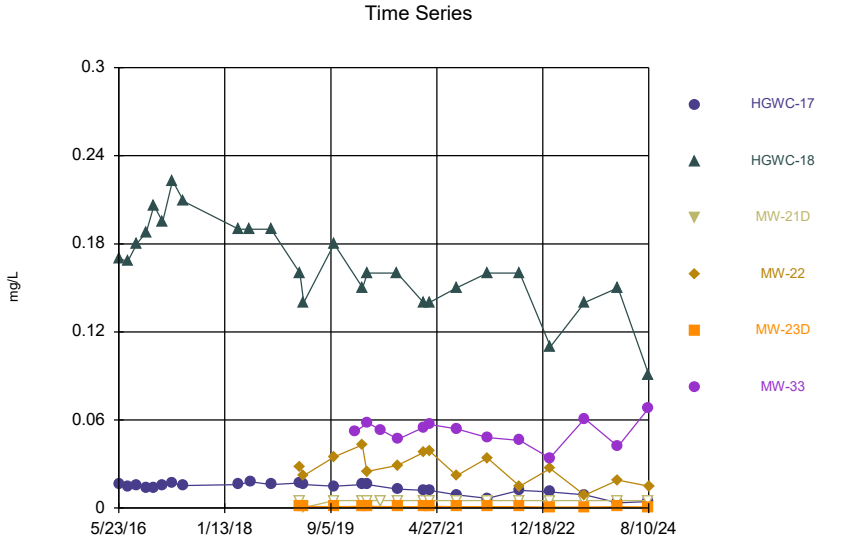

Constituent: Cobalt Analysis Run 10/21/2024 3:20 PM View: Descriptive
Plant Hammond Client: Southern Company Data: Hammond AP-2

Sanitas™ v.10.0.20 Software licensed to Groundwater Stats Consulting. UG
Hollow symbols indicate censored values.

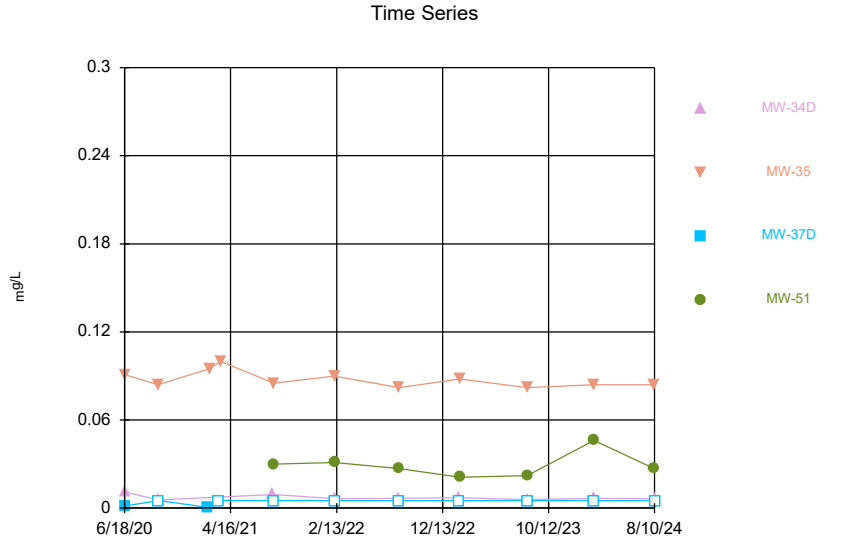

Constituent: Cobalt Analysis Run 10/21/2024 3:20 PM View: Descriptive
Plant Hammond Client: Southern Company Data: Hammond AP-2

Sanitas™ v.10.0.20 Software licensed to Groundwater Stats Consulting. UG

Time Series

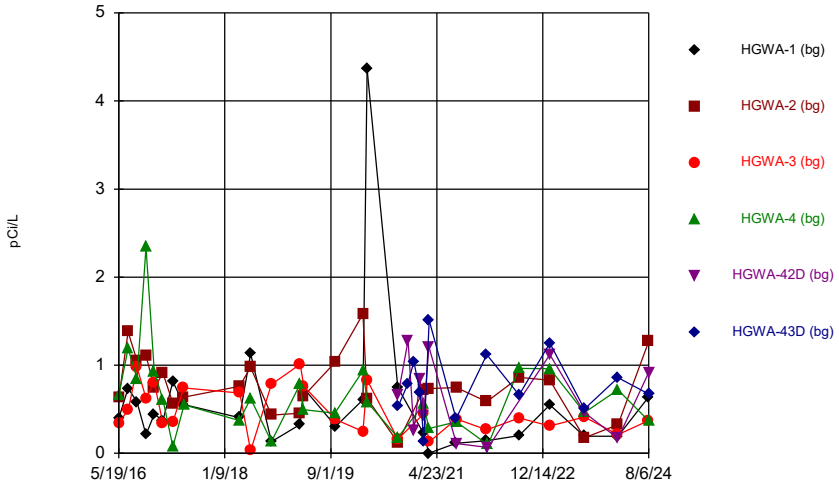

Constituent: Combined Radium 226 + 228 Analysis Run 10/21/2024 3:20 PM View: Descriptive
Plant Hammond Client: Southern Company Data: Hammond AP-2

Sanitas™ v.10.0.20 Software licensed to Groundwater Stats Consulting. UG

Time Series

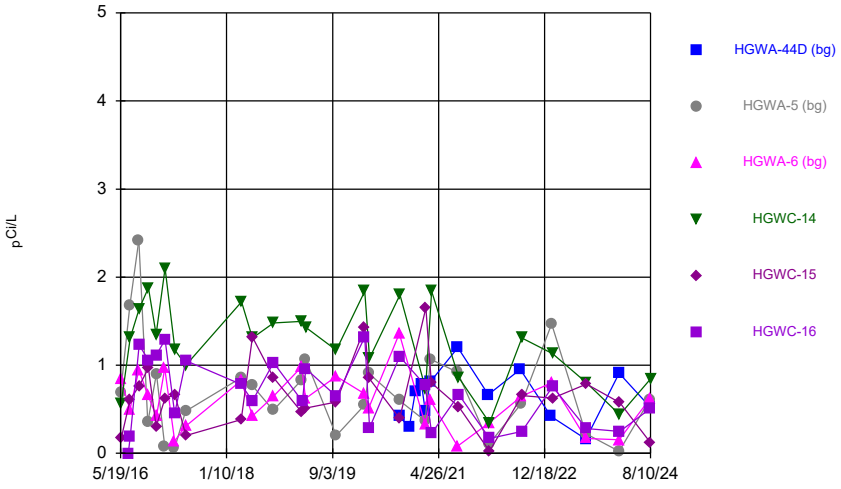

Constituent: Combined Radium 226 + 228 Analysis Run 10/21/2024 3:20 PM View: Descriptive
Plant Hammond Client: Southern Company Data: Hammond AP-2

Sanitas™ v.10.0.20 Software licensed to Groundwater Stats Consulting. UG

Time Series

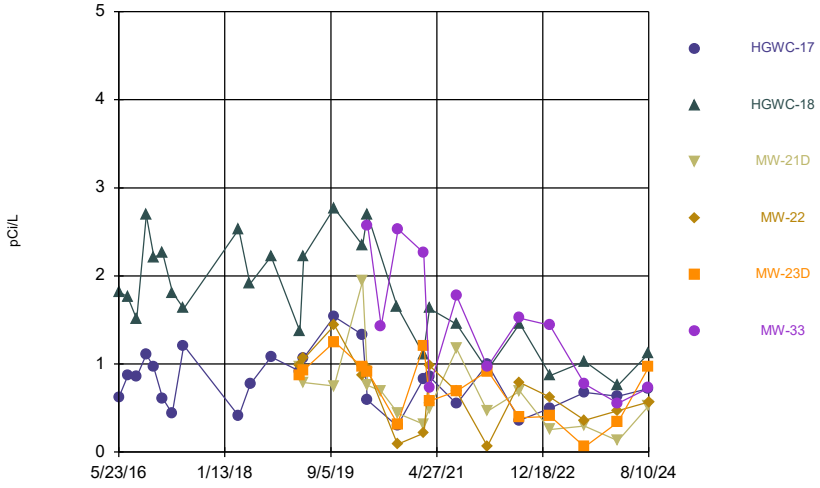

Constituent: Combined Radium 226 + 228 Analysis Run 10/21/2024 3:20 PM View: Descriptive
Plant Hammond Client: Southern Company Data: Hammond AP-2

Sanitas™ v.10.0.20 Software licensed to Groundwater Stats Consulting. UG

Time Series

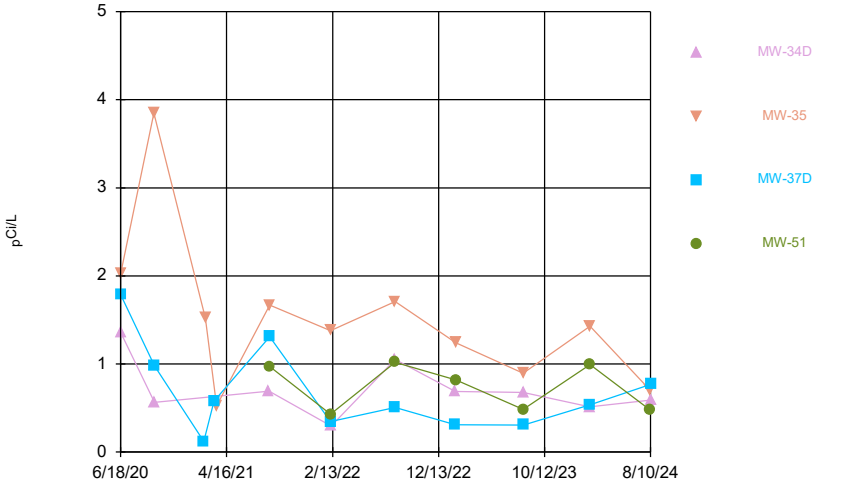

Constituent: Combined Radium 226 + 228 Analysis Run 10/21/2024 3:20 PM View: Descriptive
Plant Hammond Client: Southern Company Data: Hammond AP-2

Sanitas™ v.10.0.20 Software licensed to Groundwater Stats Consulting. UG

Time Series

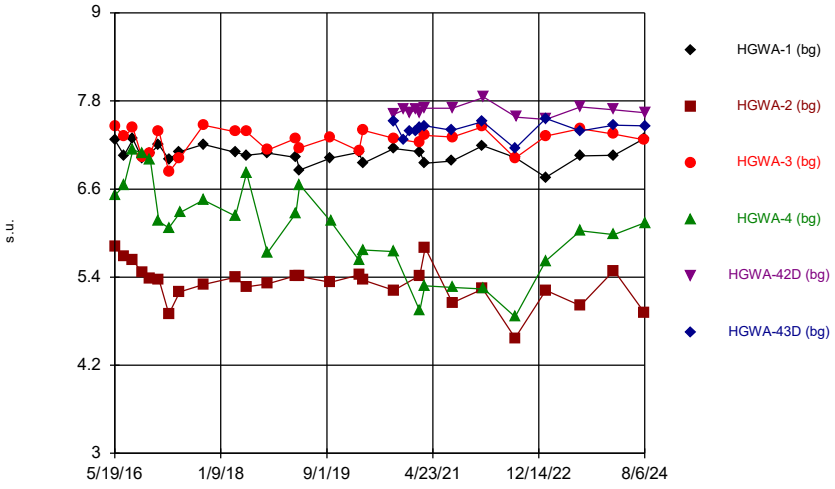

Constituent: Field pH Analysis Run 10/21/2024 3:20 PM View: Descriptive
Plant Hammond Client: Southern Company Data: Hammond AP-2

Sanitas™ v.10.0.20 Software licensed to Groundwater Stats Consulting. UG

Time Series

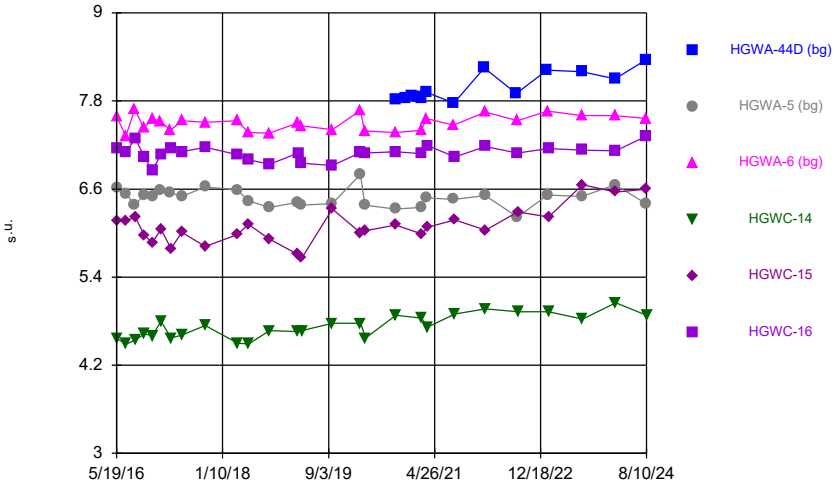

Constituent: Field pH Analysis Run 10/21/2024 3:20 PM View: Descriptive
Plant Hammond Client: Southern Company Data: Hammond AP-2

Sanitas™ v.10.0.20 Software licensed to Groundwater Stats Consulting. UG

Time Series

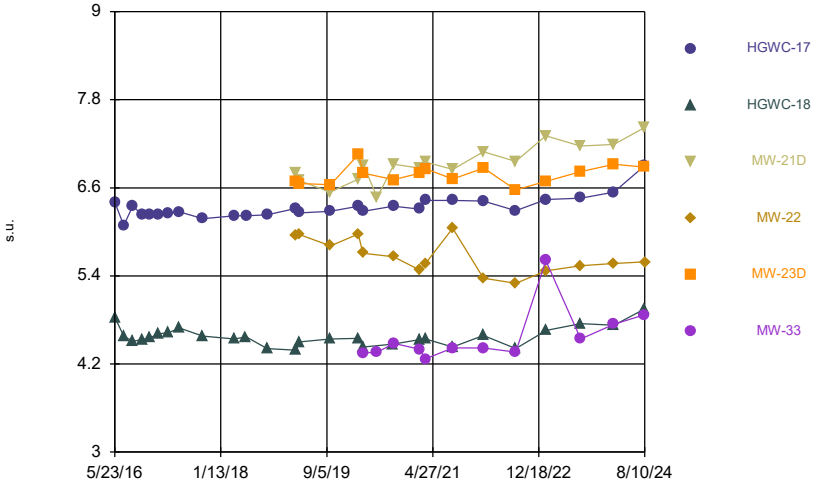

Constituent: Field pH Analysis Run 10/21/2024 3:20 PM View: Descriptive
Plant Hammond Client: Southern Company Data: Hammond AP-2

Sanitas™ v.10.0.20 Software licensed to Groundwater Stats Consulting. UG

Time Series

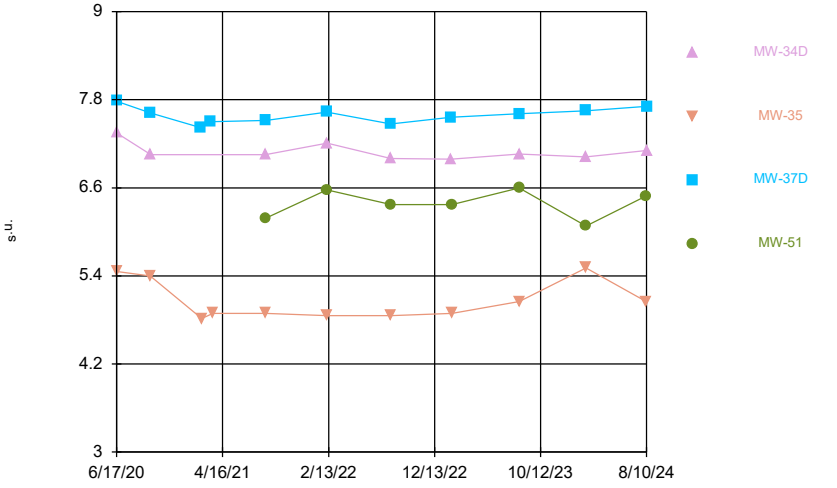

Constituent: Field pH Analysis Run 10/21/2024 3:20 PM View: Descriptive
Plant Hammond Client: Southern Company Data: Hammond AP-2

Sanitas™ v.10.0.20 Software licensed to Groundwater Stats Consulting. UG
Hollow symbols indicate censored values.

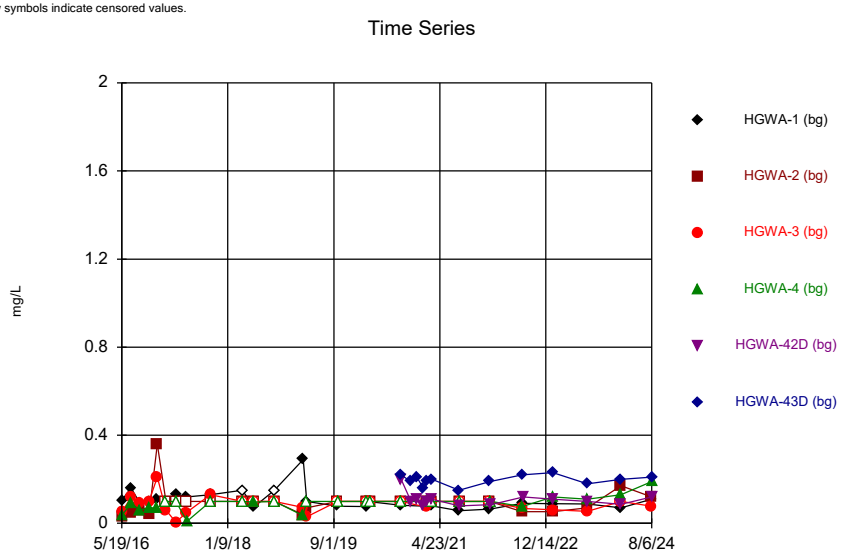

Constituent: Fluoride Analysis Run 10/21/2024 3:20 PM View: Descriptive
Plant Hammond Client: Southern Company Data: Hammond AP-2

Sanitas™ v.10.0.20 Software licensed to Groundwater Stats Consulting. UG
Hollow symbols indicate censored values.

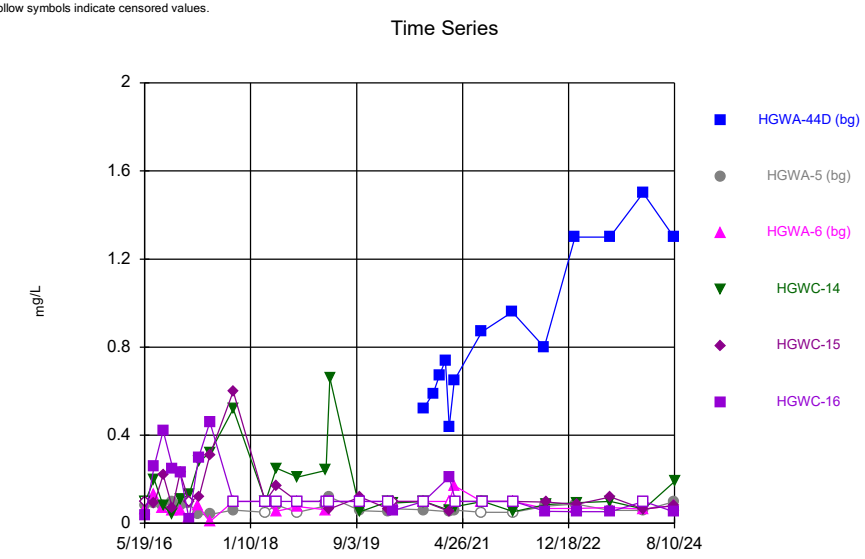

Constituent: Fluoride Analysis Run 10/21/2024 3:20 PM View: Descriptive
Plant Hammond Client: Southern Company Data: Hammond AP-2

Sanitas™ v.10.0.20 Software licensed to Groundwater Stats Consulting. UG
Hollow symbols indicate censored values.

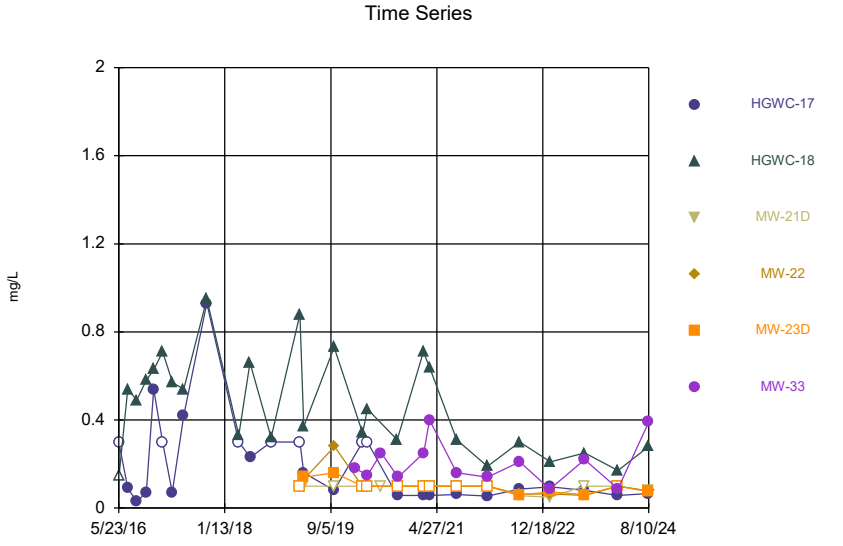

Constituent: Fluoride Analysis Run 10/21/2024 3:20 PM View: Descriptive
Plant Hammond Client: Southern Company Data: Hammond AP-2

Sanitas™ v.10.0.20 Software licensed to Groundwater Stats Consulting. UG
Hollow symbols indicate censored values.

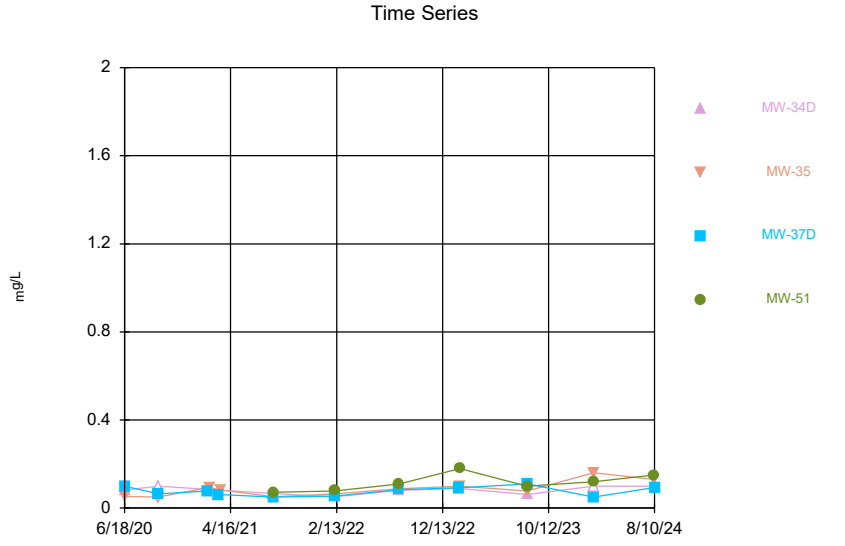

Constituent: Fluoride Analysis Run 10/21/2024 3:20 PM View: Descriptive
Plant Hammond Client: Southern Company Data: Hammond AP-2

Sanitas™ v.10.0.20 Software licensed to Groundwater Stats Consulting. UG
Hollow symbols indicate censored values.

Time Series

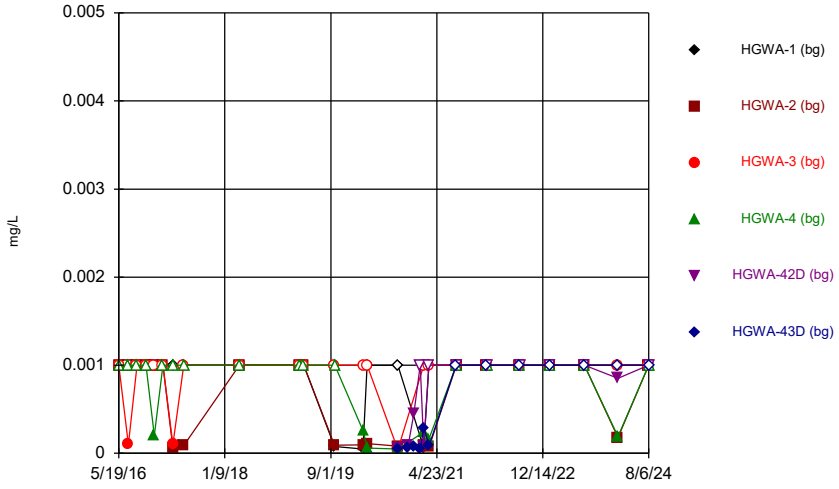

Constituent: Lead Analysis Run 10/21/2024 3:20 PM View: Descriptive
Plant Hammond Client: Southern Company Data: Hammond AP-2

Sanitas™ v.10.0.20 Software licensed to Groundwater Stats Consulting. UG
Hollow symbols indicate censored values.

Time Series

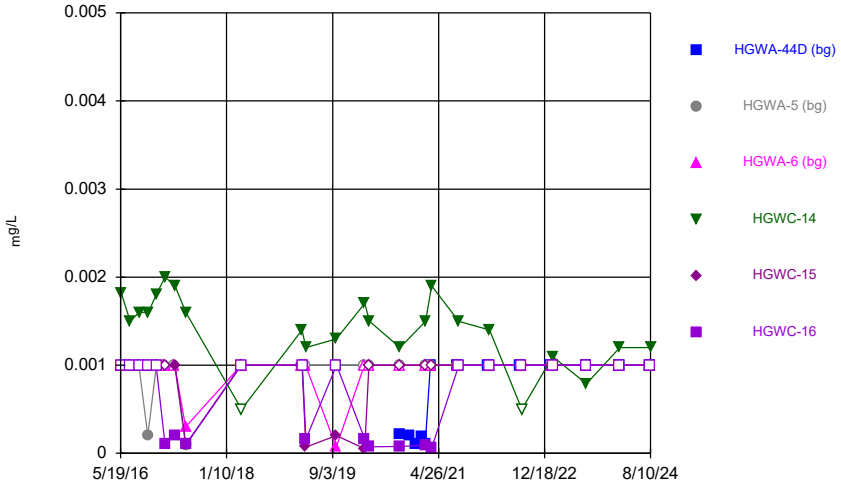

Constituent: Lead Analysis Run 10/21/2024 3:20 PM View: Descriptive
Plant Hammond Client: Southern Company Data: Hammond AP-2

Sanitas™ v.10.0.20 Software licensed to Groundwater Stats Consulting. UG
Hollow symbols indicate censored values.

Time Series

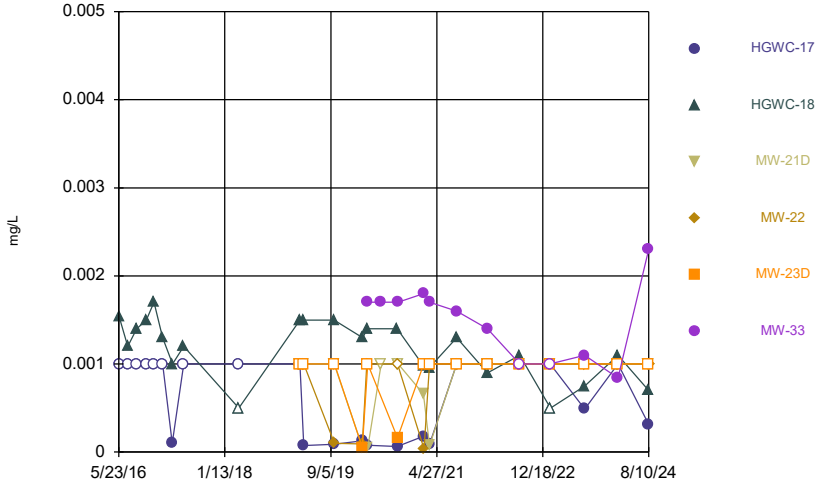

Constituent: Lead Analysis Run 10/21/2024 3:20 PM View: Descriptive
Plant Hammond Client: Southern Company Data: Hammond AP-2

Sanitas™ v.10.0.20 Software licensed to Groundwater Stats Consulting. UG
Hollow symbols indicate censored values.

Time Series

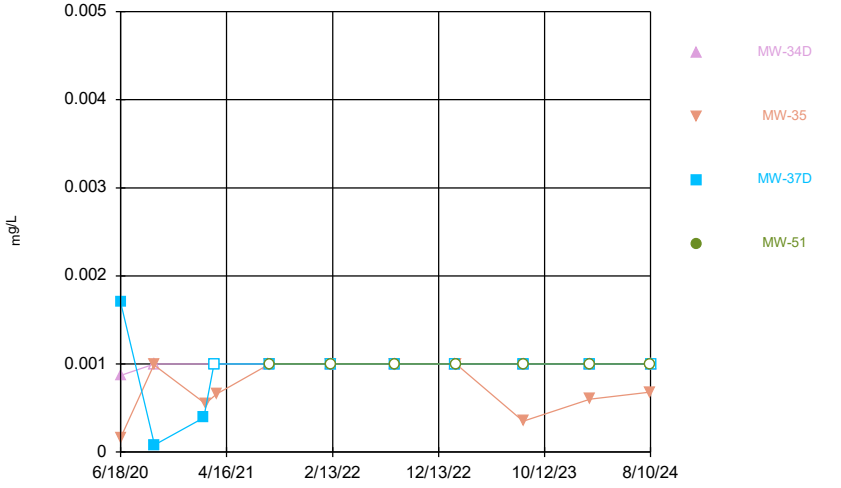

Constituent: Lead Analysis Run 10/21/2024 3:20 PM View: Descriptive
Plant Hammond Client: Southern Company Data: Hammond AP-2

Sanitas™ v.10.0.20 Software licensed to Groundwater Stats Consulting. UG
Hollow symbols indicate censored values.

Time Series

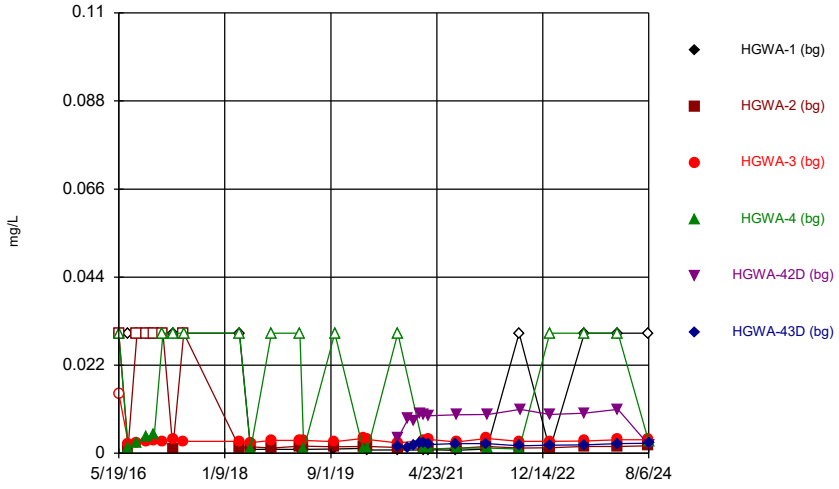

Constituent: Lithium Analysis Run 10/21/2024 3:20 PM View: Descriptive
Plant Hammond Client: Southern Company Data: Hammond AP-2

Sanitas™ v.10.0.20 Software licensed to Groundwater Stats Consulting. UG
Hollow symbols indicate censored values.

Time Series

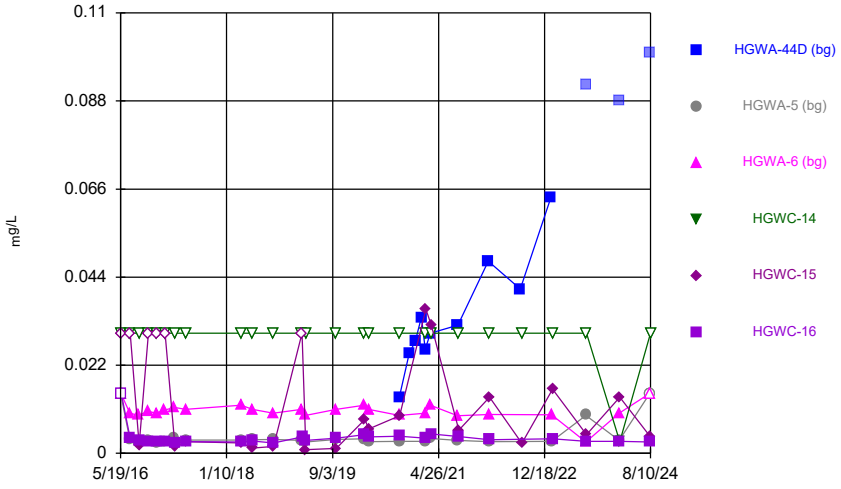

Constituent: Lithium Analysis Run 10/21/2024 3:20 PM View: Descriptive
Plant Hammond Client: Southern Company Data: Hammond AP-2

Sanitas™ v.10.0.20 Software licensed to Groundwater Stats Consulting. UG
Hollow symbols indicate censored values.

Time Series

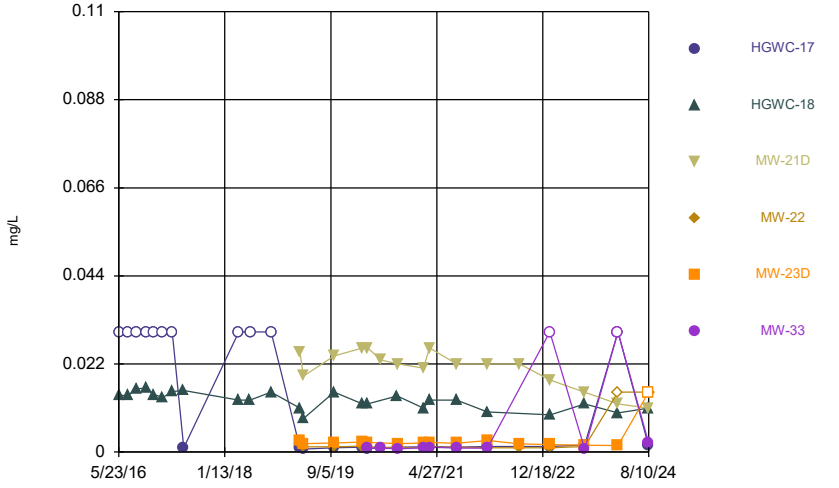

Constituent: Lithium Analysis Run 10/21/2024 3:20 PM View: Descriptive
Plant Hammond Client: Southern Company Data: Hammond AP-2

Sanitas™ v.10.0.20 Software licensed to Groundwater Stats Consulting. UG
Hollow symbols indicate censored values.

Time Series

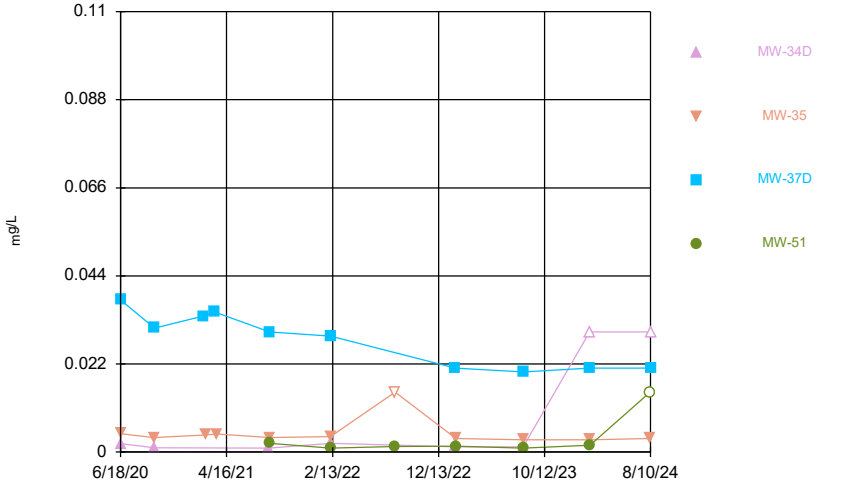

Constituent: Lithium Analysis Run 10/21/2024 3:20 PM View: Descriptive
Plant Hammond Client: Southern Company Data: Hammond AP-2

Sanitas™ v.10.0.20 Software licensed to Groundwater Stats Consulting. UG
Hollow symbols indicate censored values.

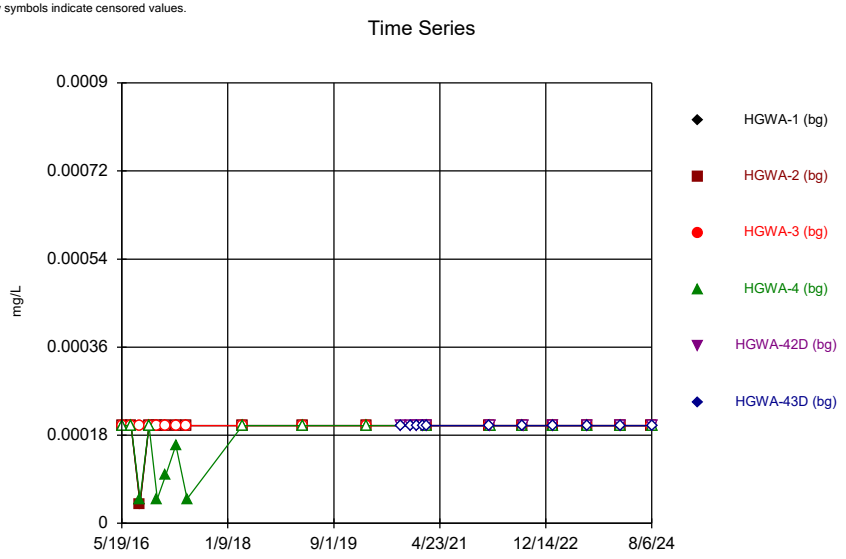

Constituent: Mercury Analysis Run 10/21/2024 3:20 PM View: Descriptive
Plant Hammond Client: Southern Company Data: Hammond AP-2

Sanitas™ v.10.0.20 Software licensed to Groundwater Stats Consulting. UG
Hollow symbols indicate censored values.

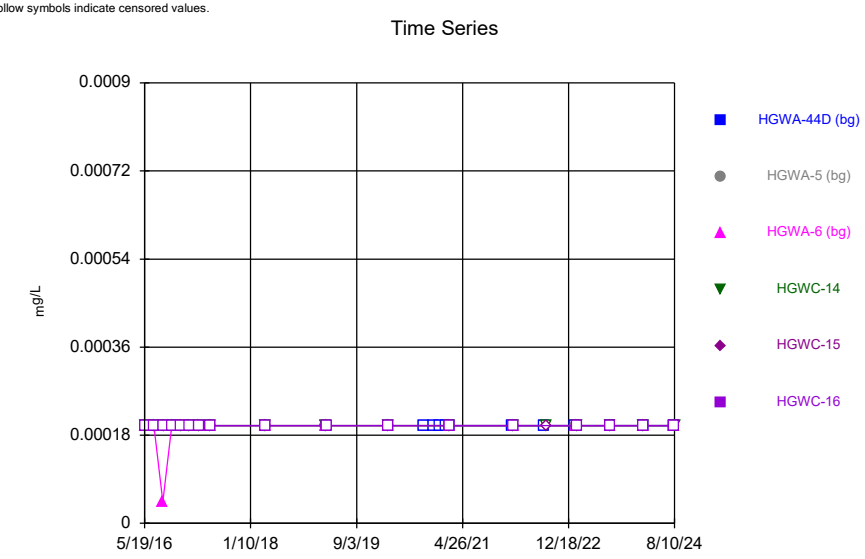

Constituent: Mercury Analysis Run 10/21/2024 3:20 PM View: Descriptive
Plant Hammond Client: Southern Company Data: Hammond AP-2

Sanitas™ v.10.0.20 Software licensed to Groundwater Stats Consulting. UG
Hollow symbols indicate censored values.

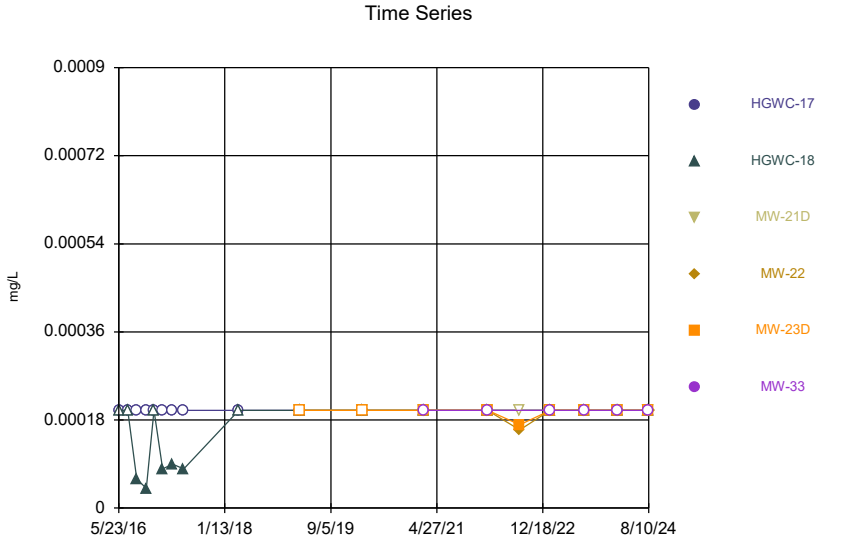

Constituent: Mercury Analysis Run 10/21/2024 3:20 PM View: Descriptive
Plant Hammond Client: Southern Company Data: Hammond AP-2

Sanitas™ v.10.0.20 Software licensed to Groundwater Stats Consulting. UG
Hollow symbols indicate censored values.

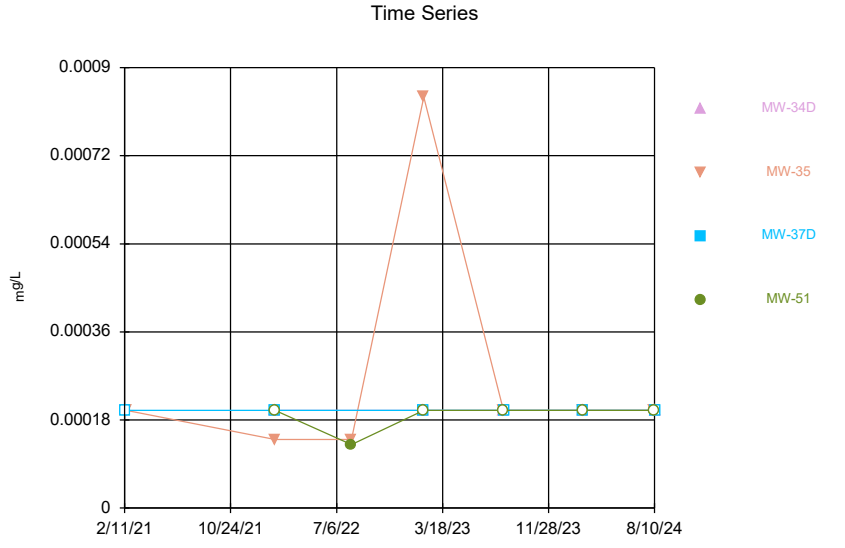

Constituent: Mercury Analysis Run 10/21/2024 3:20 PM View: Descriptive
Plant Hammond Client: Southern Company Data: Hammond AP-2

Sanitas™ v.10.0.20 Software licensed to Groundwater Stats Consulting. UG
Hollow symbols indicate censored values.

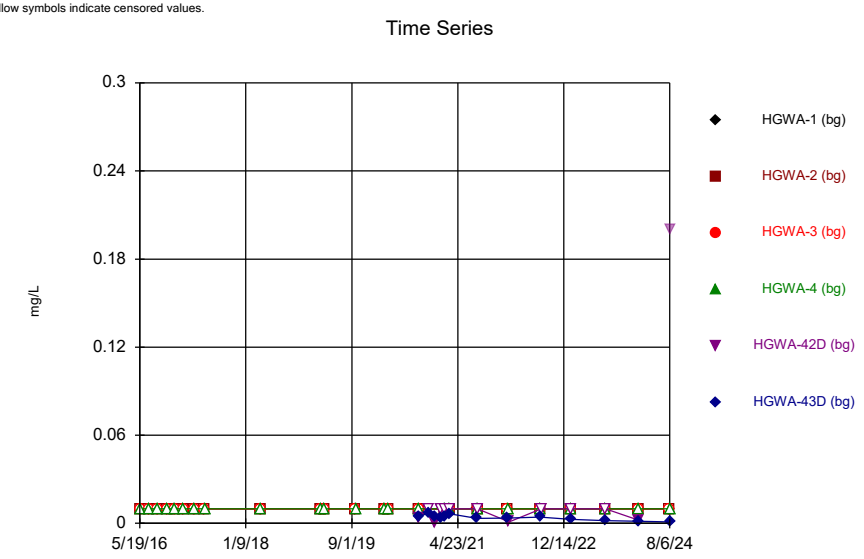

Constituent: Molybdenum Analysis Run 10/21/2024 3:20 PM View: Descriptive
Plant Hammond Client: Southern Company Data: Hammond AP-2

Sanitas™ v.10.0.20 Software licensed to Groundwater Stats Consulting. UG
Hollow symbols indicate censored values.

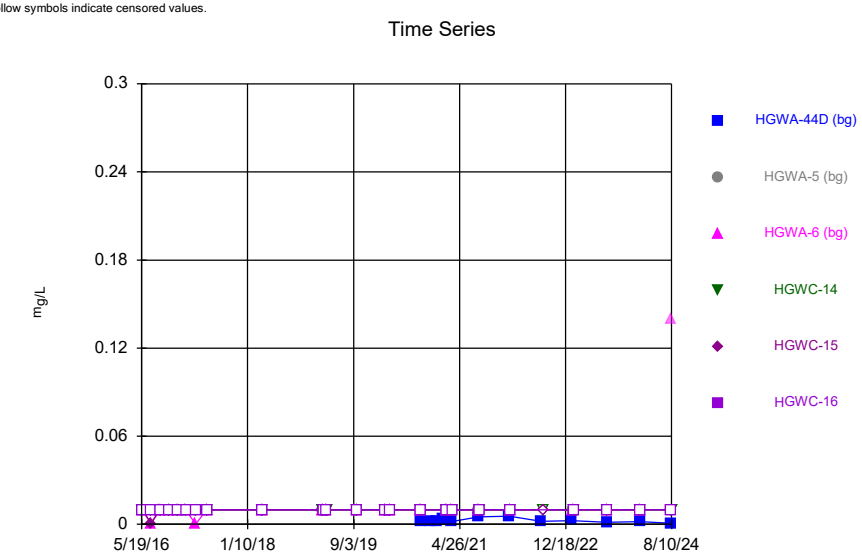

Constituent: Molybdenum Analysis Run 10/21/2024 3:20 PM View: Descriptive
Plant Hammond Client: Southern Company Data: Hammond AP-2

Sanitas™ v.10.0.20 Software licensed to Groundwater Stats Consulting. UG
Hollow symbols indicate censored values.

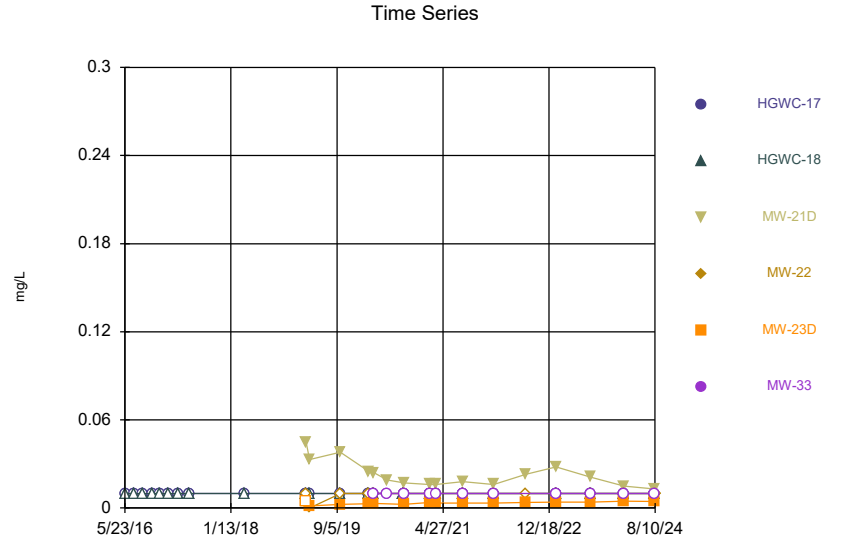

Constituent: Molybdenum Analysis Run 10/21/2024 3:20 PM View: Descriptive
Plant Hammond Client: Southern Company Data: Hammond AP-2

Sanitas™ v.10.0.20 Software licensed to Groundwater Stats Consulting. UG
Hollow symbols indicate censored values.

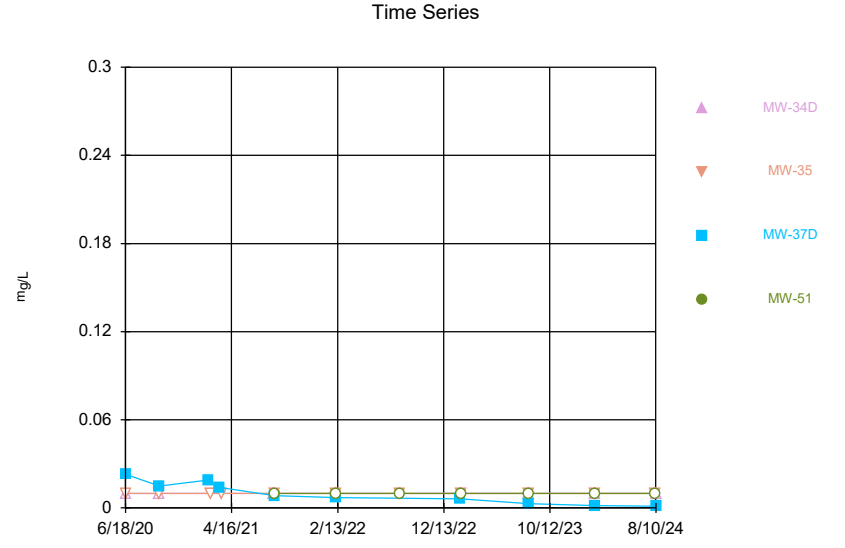

Constituent: Molybdenum Analysis Run 10/21/2024 3:20 PM View: Descriptive
Plant Hammond Client: Southern Company Data: Hammond AP-2

Sanitas™ v.10.0.20 Software licensed to Groundwater Stats Consulting. UG
Hollow symbols indicate censored values.

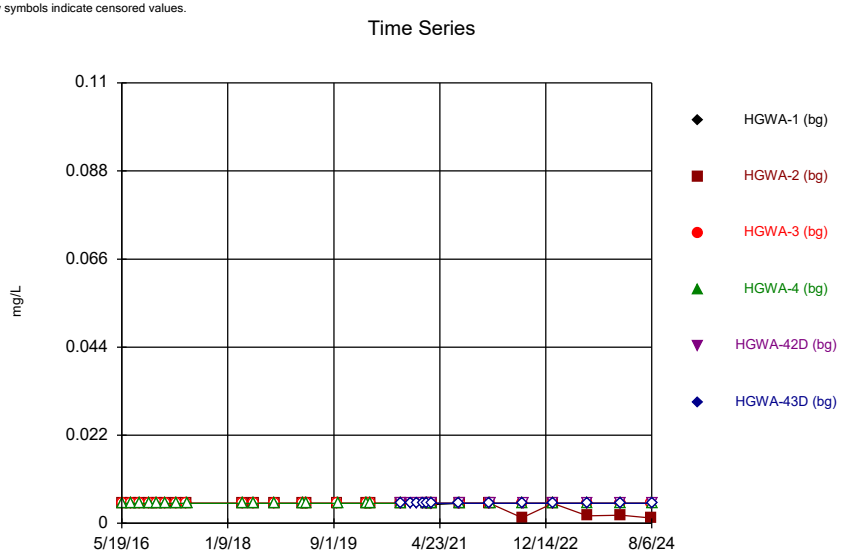

Constituent: Selenium Analysis Run 10/21/2024 3:21 PM View: Descriptive
Plant Hammond Client: Southern Company Data: Hammond AP-2

Sanitas™ v.10.0.20 Software licensed to Groundwater Stats Consulting. UG
Hollow symbols indicate censored values.

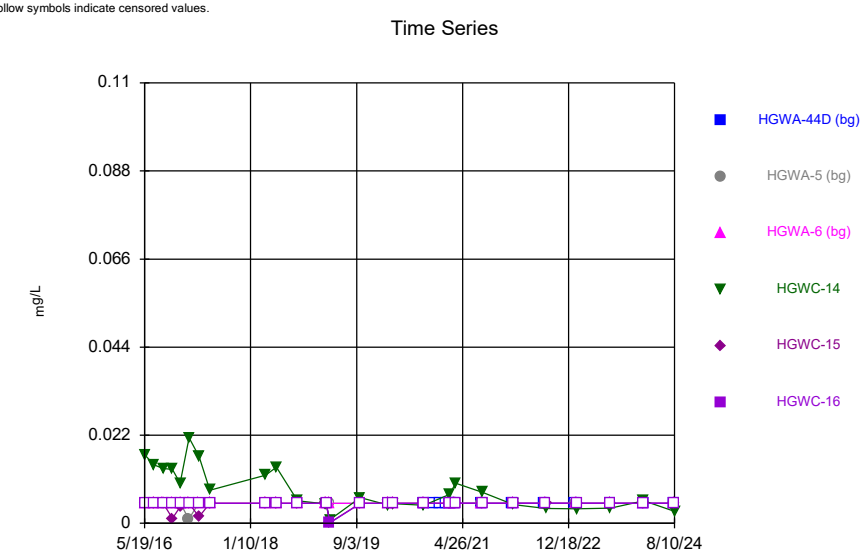

Constituent: Selenium Analysis Run 10/21/2024 3:21 PM View: Descriptive
Plant Hammond Client: Southern Company Data: Hammond AP-2

Sanitas™ v.10.0.20 Software licensed to Groundwater Stats Consulting. UG
Hollow symbols indicate censored values.

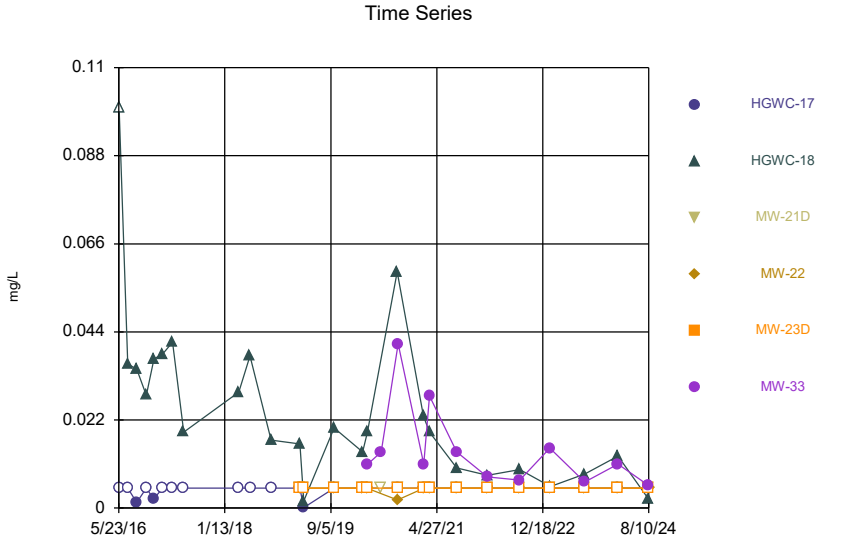

Constituent: Selenium Analysis Run 10/21/2024 3:21 PM View: Descriptive
Plant Hammond Client: Southern Company Data: Hammond AP-2

Sanitas™ v.10.0.20 Software licensed to Groundwater Stats Consulting. UG
Hollow symbols indicate censored values.

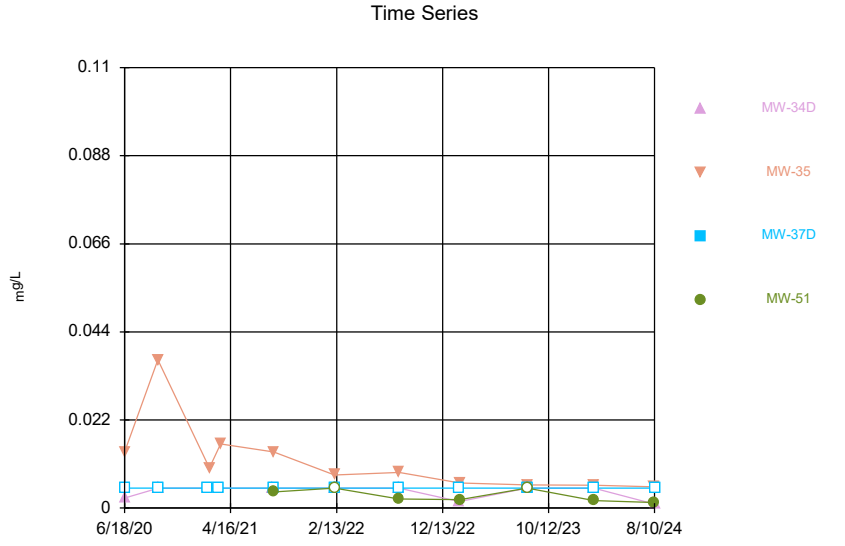

Constituent: Selenium Analysis Run 10/21/2024 3:21 PM View: Descriptive
Plant Hammond Client: Southern Company Data: Hammond AP-2

Sanitas™ v.10.0.20 Software licensed to Groundwater Stats Consulting. UG
Hollow symbols indicate censored values.

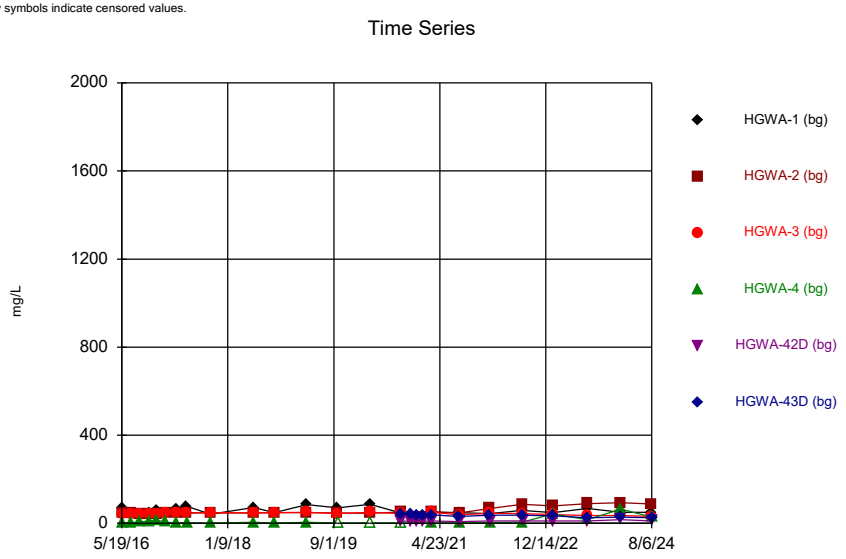

Constituent: Sulfate Analysis Run 10/21/2024 3:21 PM View: Descriptive
Plant Hammond Client: Southern Company Data: Hammond AP-2

Sanitas™ v.10.0.20 Software licensed to Groundwater Stats Consulting. UG
Hollow symbols indicate censored values.

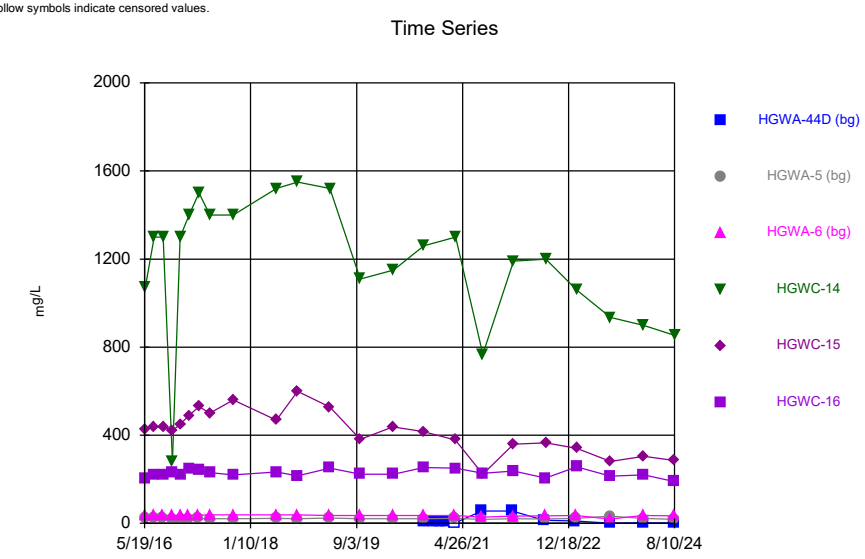

Constituent: Sulfate Analysis Run 10/21/2024 3:21 PM View: Descriptive
Plant Hammond Client: Southern Company Data: Hammond AP-2

Sanitas™ v.10.0.20 Software licensed to Groundwater Stats Consulting. UG

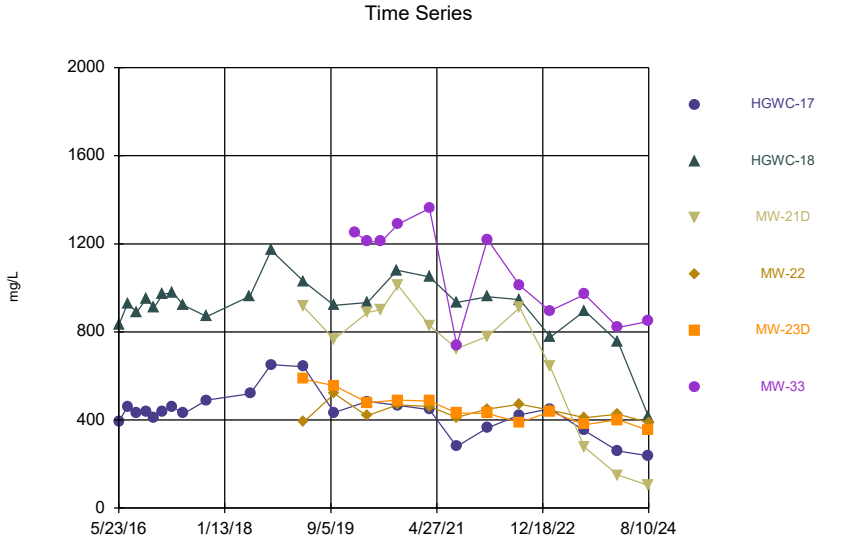

Constituent: Sulfate Analysis Run 10/21/2024 3:21 PM View: Descriptive
Plant Hammond Client: Southern Company Data: Hammond AP-2

Sanitas™ v.10.0.20 Software licensed to Groundwater Stats Consulting. UG

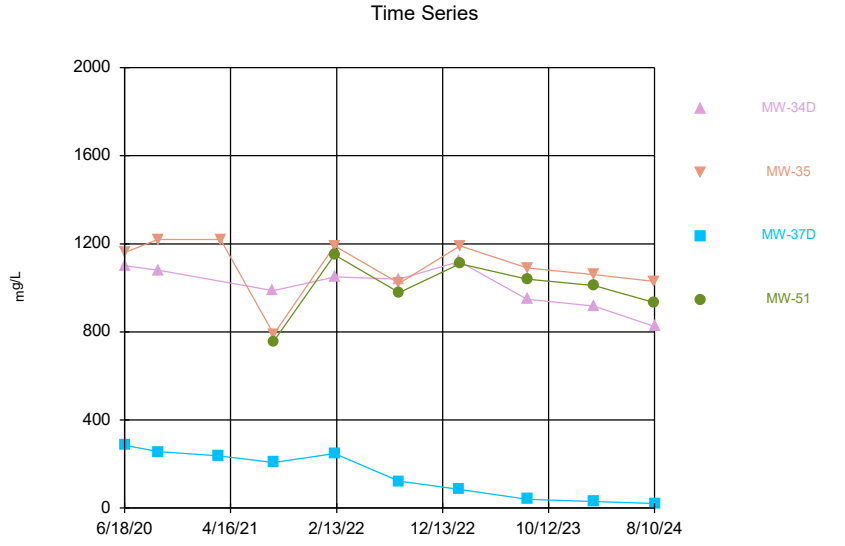

Constituent: Sulfate Analysis Run 10/21/2024 3:21 PM View: Descriptive
Plant Hammond Client: Southern Company Data: Hammond AP-2

Sanitas™ v.10.0.20 Software licensed to Groundwater Stats Consulting. UG
Hollow symbols indicate censored values.

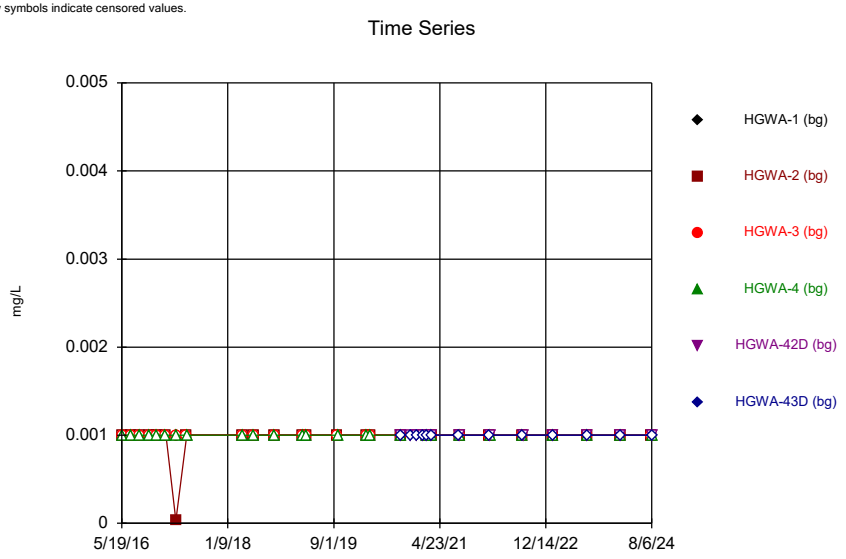

Constituent: Thallium Analysis Run 10/21/2024 3:21 PM View: Descriptive
Plant Hammond Client: Southern Company Data: Hammond AP-2

Sanitas™ v.10.0.20 Software licensed to Groundwater Stats Consulting. UG
Hollow symbols indicate censored values.

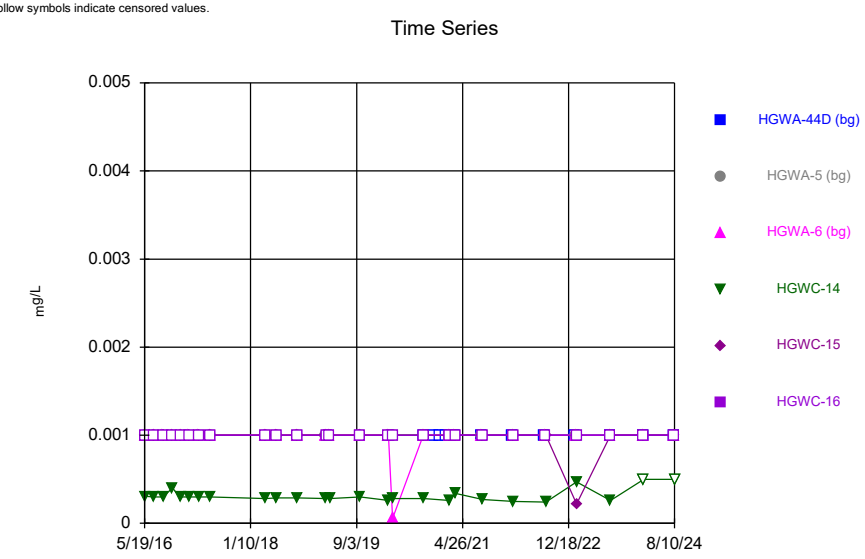

Constituent: Thallium Analysis Run 10/21/2024 3:21 PM View: Descriptive
Plant Hammond Client: Southern Company Data: Hammond AP-2

Sanitas™ v.10.0.20 Software licensed to Groundwater Stats Consulting. UG
Hollow symbols indicate censored values.

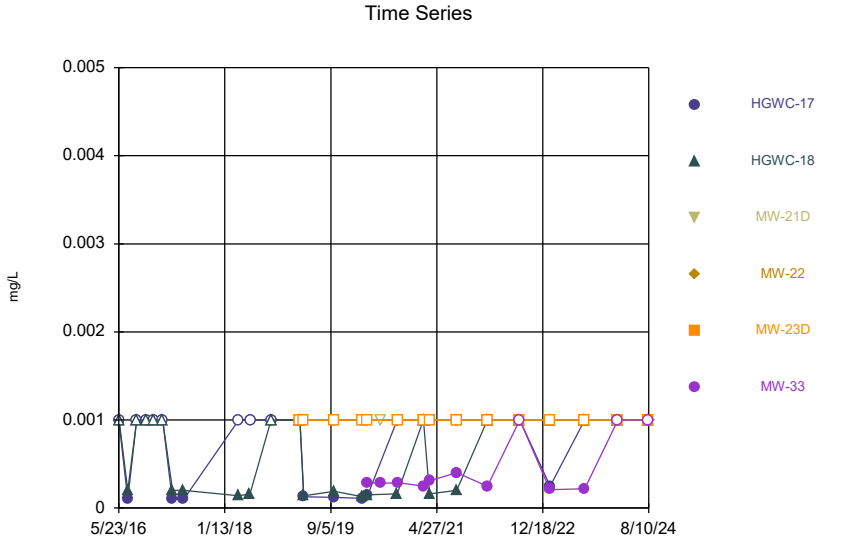

Constituent: Thallium Analysis Run 10/21/2024 3:21 PM View: Descriptive
Plant Hammond Client: Southern Company Data: Hammond AP-2

Sanitas™ v.10.0.20 Software licensed to Groundwater Stats Consulting. UG
Hollow symbols indicate censored values.

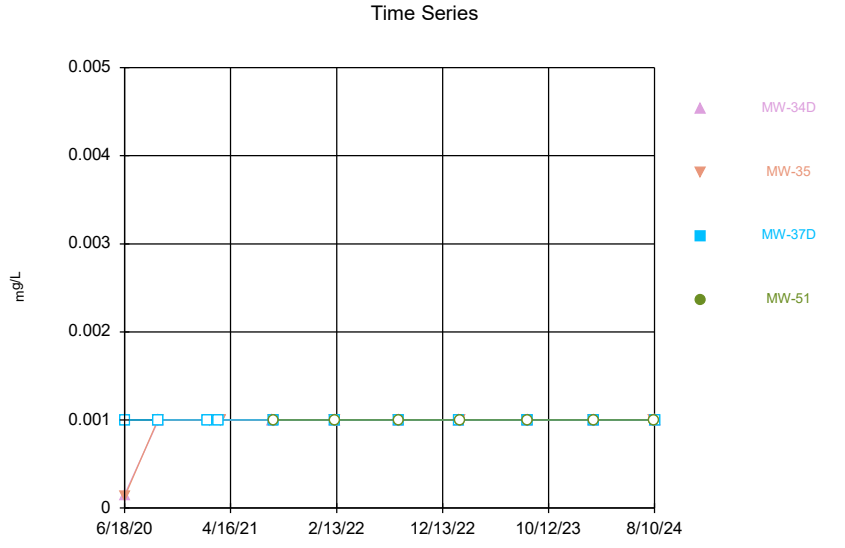

Constituent: Thallium Analysis Run 10/21/2024 3:21 PM View: Descriptive
Plant Hammond Client: Southern Company Data: Hammond AP-2

Sanitas™ v.10.0.20 Software licensed to Groundwater Stats Consulting. UG

Time Series

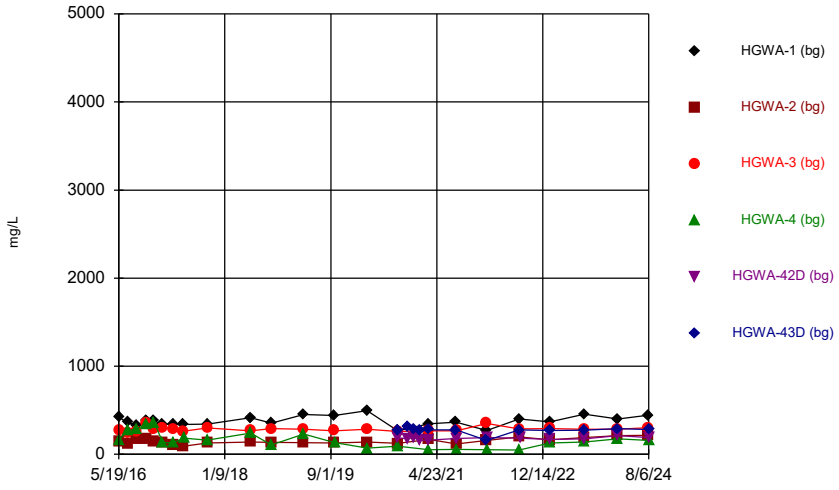

Constituent: Total Dissolved Solids Analysis Run 10/21/2024 3:21 PM View: Descriptive

Plant Hammond Client: Southern Company Data: Hammond AP-2

Sanitas™ v.10.0.20 Software licensed to Groundwater Stats Consulting. UG

Time Series

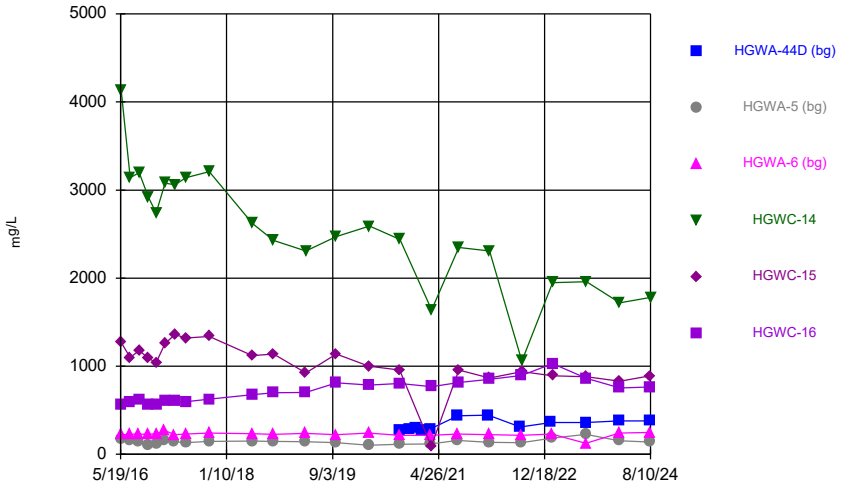

Constituent: Total Dissolved Solids Analysis Run 10/21/2024 3:21 PM View: Descriptive

Plant Hammond Client: Southern Company Data: Hammond AP-2

Sanitas™ v.10.0.20 Software licensed to Groundwater Stats Consulting. UG
Hollow symbols indicate censored values.

Time Series

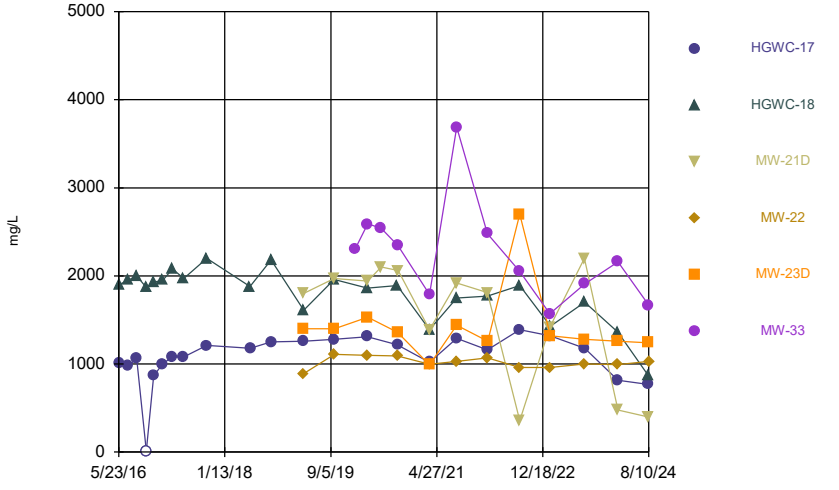

Constituent: Total Dissolved Solids Analysis Run 10/21/2024 3:21 PM View: Descriptive

Plant Hammond Client: Southern Company Data: Hammond AP-2

Sanitas™ v.10.0.20 Software licensed to Groundwater Stats Consulting. UG

Time Series

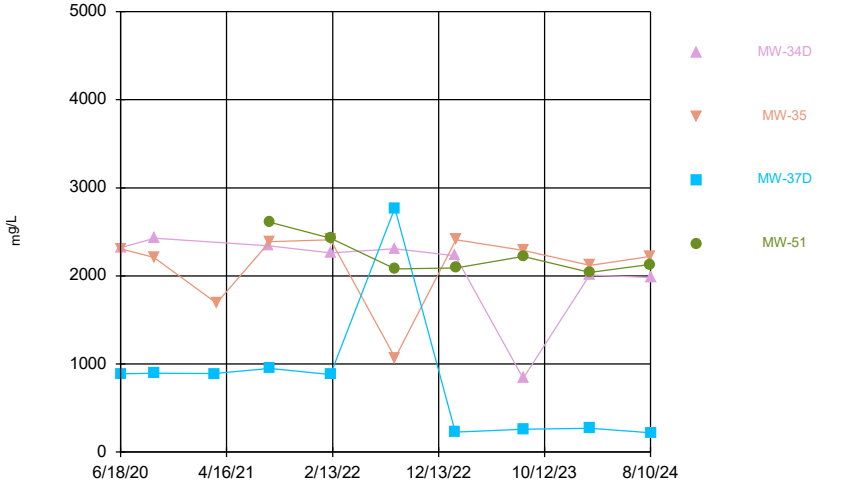

Constituent: Total Dissolved Solids Analysis Run 10/21/2024 3:21 PM View: Descriptive

Plant Hammond Client: Southern Company Data: Hammond AP-2

Time Series

Constituent: Antimony (mg/L) Analysis Run 10/21/2024 3:22 PM View: Descriptive

Plant Hammond Client: Southern Company Data: Hammond AP-2

	HGWA-1 (bg)	HGWA-2 (bg)	HGWA-3 (bg)	HGWA-4 (bg)	HGWA-42D (bg)	HGWA-43D (bg)
5/19/2016	<0.003	<0.003	<0.003	<0.003		
7/11/2016	<0.003	<0.003		<0.003		
7/12/2016			0.0003 (J)			
8/30/2016	<0.003	<0.003	<0.003	<0.003		
10/19/2016	0.0014 (J)	<0.003	<0.003	<0.003		
12/6/2016	<0.003	<0.003	<0.003	<0.003		
1/24/2017	<0.003	<0.003	<0.003	<0.003		
3/21/2017	<0.003	<0.003	<0.003	<0.003		
5/22/2017	<0.003	<0.003	<0.003			
5/23/2017				<0.003		
4/2/2018	<0.003	<0.003		<0.003		
4/3/2018			<0.003			
3/11/2019				<0.003		
3/12/2019	<0.003	<0.003	<0.003			
9/23/2019	<0.003	<0.003	<0.003			
3/2/2020	<0.003	<0.003	<0.003	<0.003		
9/16/2020						0.00051 (J)
9/17/2020					0.00055 (J)	
11/10/2020						0.00043 (J)
11/11/2020					<0.003	
12/15/2020					0.00035 (J)	0.00031 (J)
1/19/2021						0.00029 (J)
1/20/2021					<0.003	
2/8/2021	<0.003			<0.003	0.0019 (J)	
2/9/2021		0.00062 (J)	0.00031 (J)			0.00037 (J)
3/10/2021	<0.003			<0.003	<0.003	
3/11/2021		<0.003	<0.003			0.00057 (J)
8/11/2021	<0.003					<0.003
8/12/2021		<0.003	<0.003	<0.003	<0.003	
2/1/2022	<0.003	<0.003	<0.003			<0.003
2/7/2022				<0.003	<0.003	
8/2/2022	<0.003	<0.003	<0.003	<0.003		<0.003
8/9/2022					<0.003	
1/23/2023			<0.003	<0.003	0.0016 (J)	
1/24/2023	<0.003	<0.003				<0.003
8/8/2023	<0.003	<0.003	<0.003	<0.003	<0.003	<0.003
2/13/2024	<0.003	<0.003	<0.003	<0.003	<0.003	<0.003
8/5/2024	<0.003	<0.003	<0.003			
8/6/2024				<0.003	<0.003	<0.003

ND substitution: RL or RL/2 if <15% NDs.

Time Series

Constituent: Antimony (mg/L) Analysis Run 10/21/2024 3:22 PM View: Descriptive

Plant Hammond Client: Southern Company Data: Hammond AP-2

	HGWA-44D (bg)	HGWA-5 (bg)	HGWA-6 (bg)	HGWC-14	HGWC-15	HGWC-16
5/19/2016		<0.003				
5/20/2016			<0.003			
5/23/2016				<0.003	<0.003	<0.003
7/11/2016		<0.003	0.001 (J)			
7/12/2016				0.0003 (J)	<0.003	<0.003
8/30/2016		<0.003	<0.003			
9/1/2016				<0.003	<0.003	<0.003
10/20/2016		0.0023 (J)	<0.003			
10/24/2016				<0.003	<0.003	
10/25/2016						<0.003
12/7/2016				<0.003	<0.003	<0.003
12/8/2016		<0.003	<0.003			
1/24/2017		<0.003	<0.003			
1/26/2017				<0.003	<0.003	<0.003
3/21/2017		<0.003	<0.003			
3/22/2017						<0.003
3/23/2017				<0.003	<0.003	
5/23/2017		<0.003	<0.003			
5/24/2017				<0.003	<0.003	<0.003
4/3/2018		<0.003	<0.003		<0.003	<0.003
4/4/2018				<0.003		
3/12/2019		<0.003	<0.003			
3/14/2019				<0.003	<0.003	
3/15/2019						<0.003
3/2/2020		<0.003	<0.003			
3/3/2020				<0.003	<0.003	<0.003
9/16/2020	0.00049 (J)					
11/10/2020	<0.003					
12/15/2020	0.00047 (J)					
1/19/2021	0.00067 (J)					
2/9/2021	0.00042 (J)	<0.003	<0.003			
2/10/2021						<0.003
2/11/2021				0.00043 (J)		
2/12/2021					<0.003	
3/10/2021	0.00037 (J)					
3/11/2021		<0.003	<0.003			
3/16/2021					<0.003	
3/17/2021				<0.003		<0.003
8/12/2021		0.0014 (J)	<0.003			
8/13/2021	<0.003					
8/18/2021				<0.003		
8/19/2021					<0.003	<0.003
2/1/2022	0.0013 (J)					
2/7/2022		<0.003	0.0014 (J)			
2/8/2022					0.002 (J)	<0.003
2/9/2022				<0.003		
8/2/2022	<0.003					
8/10/2022		<0.003	<0.003			<0.003
8/11/2022				0.001 (J)	0.0016 (J)	
1/24/2023	<0.003					
1/27/2023		<0.003	<0.003			
2/1/2023				<0.003	0.0021 (J)	<0.003

ND substitution: RL or RL/2 if <15% NDs.

Time Series

Constituent: Antimony (mg/L) Analysis Run 10/21/2024 3:22 PM View: Descriptive

Plant Hammond Client: Southern Company Data: Hammond AP-2

	HGWA-44D (bg)	HGWA-5 (bg)	HGWA-6 (bg)	HGWC-14	HGWC-15	HGWC-16
8/8/2023	<0.003	0.003	0.0013 (J)			
8/13/2023				0.0032	0.0027 (J)	<0.003
2/13/2024	<0.003	<0.003	<0.003			
2/17/2024				<0.003	0.0014 (J)	
2/18/2024						<0.003
8/6/2024	<0.003	<0.003	<0.003			
8/8/2024					0.001 (J)	
8/9/2024						<0.003
8/10/2024				<0.003		

ND substitution: RL or RL/2 if <15% NDs.

Time Series

Constituent: Antimony (mg/L) Analysis Run 10/21/2024 3:22 PM View: Descriptive

Plant Hammond Client: Southern Company Data: Hammond AP-2

	HGWC-17	HGWC-18	MW-21D	MW-22	MW-23D	MW-33
5/23/2016	<0.003					
5/24/2016		<0.003				
7/12/2016	<0.003	<0.003				
9/1/2016	<0.003	<0.003				
10/25/2016	<0.003	<0.003				
12/7/2016	<0.003					
12/8/2016		<0.003				
1/26/2017	<0.003	<0.003				
3/22/2017	<0.003					
3/23/2017		<0.003				
5/25/2017	<0.003	<0.003				
4/3/2018	<0.003	<0.003				
3/14/2019		<0.003			<0.003	
3/15/2019	<0.003		<0.003	<0.003		
3/2/2020				<0.003	<0.003	
3/3/2020	<0.003	<0.003	<0.003			
2/11/2021	<0.003	<0.003	<0.003			
2/12/2021					<0.003	0.00046 (J)
2/15/2021				<0.003		
3/17/2021				<0.003	<0.003	
3/18/2021	<0.003	<0.003	<0.003			<0.003
8/18/2021	<0.003					<0.003
8/19/2021		0.0008 (J)	<0.003	0.0016 (J)	<0.003	
2/8/2022	<0.003	<0.003	<0.003	<0.003		<0.003
2/10/2022					<0.003	
8/10/2022	<0.003	<0.003				<0.003
8/11/2022			<0.003	<0.003	<0.003	
1/27/2023			<0.003			<0.003
1/30/2023	<0.003			<0.003		
2/1/2023		<0.003			<0.003	
8/12/2023			<0.003			
8/13/2023	<0.003	<0.003		<0.003	<0.003	<0.003
2/17/2024	<0.003					
2/18/2024		<0.003	<0.003	<0.003	0.00057 (J)	<0.003
8/8/2024	<0.003					
8/9/2024		<0.003	<0.003		<0.003	<0.003
8/10/2024				<0.003		

ND substitution: RL or RL/2 if <15% NDs.

Time Series

Constituent: Antimony (mg/L) Analysis Run 10/21/2024 3:22 PM View: Descriptive

Plant Hammond Client: Southern Company Data: Hammond AP-2

	MW-34D	MW-35	MW-37D	MW-51
2/11/2021			0.00079 (J)	
2/15/2021		0.00041 (J)		
3/12/2021			<0.003	
3/19/2021		<0.003		
8/16/2021	<0.003			
8/18/2021		<0.003	<0.003	<0.003
2/8/2022		0.0029 (J)	<0.003	<0.003
2/9/2022	<0.003			
8/10/2022	<0.003		<0.003	
8/11/2022		<0.003		<0.003
1/30/2023	0.0018 (J)		<0.003	
2/1/2023		<0.003		<0.003
8/12/2023	<0.003	<0.003		<0.003
8/13/2023			<0.003	
2/18/2024	<0.003		<0.003	
2/19/2024		<0.003		<0.003
8/9/2024		<0.003		<0.003
8/10/2024	<0.003		<0.003	

ND substitution: RL or RL/2 if <15% NDs.

Time Series

Constituent: Arsenic (mg/L) Analysis Run 10/21/2024 3:22 PM View: Descriptive

Plant Hammond Client: Southern Company Data: Hammond AP-2

	HGWA-1 (bg)	HGWA-2 (bg)	HGWA-3 (bg)	HGWA-4 (bg)	HGWA-42D (bg)	HGWA-43D (bg)
5/19/2016	<0.005	0.00127 (J)	<0.005	<0.005		
7/11/2016	<0.005	0.002 (J)		<0.005		
7/12/2016			0.0008 (J)			
8/30/2016	<0.005	0.0017 (J)	<0.005	<0.005		
10/19/2016	<0.005	<0.005	<0.005	<0.005		
12/6/2016	<0.005	<0.005	<0.005	<0.005		
1/24/2017	<0.005	<0.005	<0.005	<0.005		
3/21/2017	0.0005 (J)	<0.005	0.0007 (J)	<0.005		
5/22/2017	<0.005	0.0006 (J)	0.0006 (J)			
5/23/2017				<0.005		
4/2/2018	<0.005	<0.005		<0.005		
4/3/2018			<0.005			
6/4/2018	<0.005	0.00088 (J)	0.0008 (J)	<0.005		
10/1/2018	<0.005	<0.005	0.0011 (J)	<0.005		
3/11/2019				<0.005		
3/12/2019	<0.005	0.00069 (J)	0.00063 (J)			
4/1/2019			<0.005			
4/2/2019	<0.005	<0.005		<0.005		
9/23/2019	0.00046 (J)	0.00067 (J)	0.0011 (J)			
9/24/2019				<0.005		
3/2/2020	<0.005	0.00043 (J)	0.0004 (J)	<0.005		
3/25/2020	<0.005	<0.005	<0.005			
3/26/2020				<0.005		
9/15/2020	<0.005	<0.005	<0.005	<0.005		
9/16/2020						<0.005
9/17/2020					<0.005	
11/10/2020						0.0021 (J)
11/11/2020					<0.005	
12/15/2020					<0.005	<0.005
1/19/2021						0.0011 (J)
1/20/2021					<0.005	
2/8/2021	<0.005			<0.005	<0.005	
2/9/2021		<0.005	<0.005			0.0017 (J)
3/10/2021	<0.005			<0.005	<0.005	
3/11/2021		<0.005	<0.005			0.0013 (J)
8/11/2021	<0.005					0.0015 (J)
8/12/2021		<0.005	<0.005	<0.005	<0.005	
2/1/2022	0.0016 (J)	0.0023 (J)	0.0024 (J)			0.0036 (J)
2/7/2022				<0.005	<0.005	
8/2/2022	<0.005	<0.005	<0.005	<0.005		<0.005
8/9/2022					<0.005	
1/23/2023			<0.005	<0.005	<0.005	
1/24/2023	<0.005	<0.005				<0.005
8/8/2023	<0.005	<0.005	<0.005	<0.005	<0.005	<0.005
2/13/2024	<0.005	<0.005	<0.005	<0.005	<0.005	0.00097 (J)
8/5/2024	<0.005	<0.005	<0.005			
8/6/2024				<0.005	<0.005	<0.005

ND substitution: RL or RL/2 if <15% NDs.

Time Series

Constituent: Arsenic (mg/L) Analysis Run 10/21/2024 3:22 PM View: Descriptive

Plant Hammond Client: Southern Company Data: Hammond AP-2

	HGWA-44D (bg)	HGWA-5 (bg)	HGWA-6 (bg)	HGWC-14	HGWC-15	HGWC-16
5/19/2016		<0.005				
5/20/2016			<0.005			
5/23/2016				0.00268 (J)	<0.005	<0.005
7/11/2016		<0.005	<0.005			
7/12/2016				0.0059	<0.005	<0.005
8/30/2016		<0.005	<0.005			
9/1/2016				0.0056	<0.005	<0.005
10/20/2016		<0.005	<0.005			
10/24/2016				0.0058	<0.005	
10/25/2016						<0.005
12/7/2016				<0.005	<0.005	<0.005
12/8/2016		<0.005	<0.005			
1/24/2017		<0.005	<0.005			
1/26/2017				0.0089	<0.005	<0.005
3/21/2017		<0.005	<0.005			
3/22/2017						0.0005 (J)
3/23/2017				0.0069	0.0008 (J)	
5/23/2017		<0.005	<0.005			
5/24/2017				0.0048 (J)	<0.005	<0.005
4/3/2018		<0.005	<0.005		<0.005	<0.005
4/4/2018				0.0052		
6/5/2018		<0.005	<0.005			
6/6/2018				0.0059	<0.005	<0.005
10/2/2018		0.00064 (J)	<0.005			
10/3/2018				0.0032 (J)	<0.005	<0.005
3/12/2019		<0.005	<0.005			
3/14/2019				0.0029 (J)	<0.005	
3/15/2019						<0.005
4/2/2019		<0.005	<0.005			
4/4/2019					0.00017 (J)	0.0001 (J)
4/5/2019				<0.005		
9/24/2019		0.00055 (J)	<0.005	0.0039 (J)	0.00037 (J)	
9/25/2019						<0.005
3/2/2020		<0.005	<0.005			
3/3/2020				0.0035 (J)	<0.005	<0.005
3/25/2020			<0.005			
3/26/2020		<0.005			<0.005	
3/30/2020				0.0051		0.0011 (J)
9/15/2020		<0.005	<0.005			
9/16/2020	<0.005					
9/17/2020					<0.005	<0.005
9/18/2020				0.0029 (J)		
11/10/2020	<0.005					
12/15/2020	<0.005					
1/19/2021	<0.005					
2/9/2021	0.00083 (J)	<0.005	<0.005			
2/10/2021						0.0012 (J)
2/11/2021				0.0062		
2/12/2021					<0.005	
3/10/2021	<0.005					
3/11/2021		<0.005	<0.005			
3/16/2021					<0.005	

ND substitution: RL or RL/2 if <15% NDs.

Time Series

Constituent: Arsenic (mg/L) Analysis Run 10/21/2024 3:22 PM View: Descriptive

Plant Hammond Client: Southern Company Data: Hammond AP-2

	HGWA-44D (bg)	HGWA-5 (bg)	HGWA-6 (bg)	HGWC-14	HGWC-15	HGWC-16
3/17/2021				<0.005		<0.005
8/12/2021		<0.005	<0.005			
8/13/2021	<0.005					
8/18/2021				0.0035 (J)		
8/19/2021					<0.005	<0.005
2/1/2022	0.0025 (J)					
2/7/2022		<0.005	<0.005			
2/8/2022					<0.005	<0.005
2/9/2022				0.0077		
8/2/2022	<0.005					
8/10/2022		<0.005	<0.005			<0.005
8/11/2022				0.006	<0.005	
1/24/2023	0.0027 (J)					
1/27/2023		<0.005	<0.005			
2/1/2023				0.004 (J)	<0.005	<0.005
8/8/2023	<0.005	<0.005	<0.005			
8/13/2023				0.0048 (J)	<0.005	<0.005
2/13/2024	0.0014 (J)	<0.005	<0.005			
2/17/2024				0.0026 (J)	<0.005	
2/18/2024						<0.005
8/6/2024	<0.005	<0.005	<0.005			
8/8/2024					<0.005	
8/9/2024						<0.005
8/10/2024				0.005 (J)		

ND substitution: RL or RL/2 if <15% NDs.

Time Series

Constituent: Arsenic (mg/L) Analysis Run 10/21/2024 3:22 PM View: Descriptive

Plant Hammond Client: Southern Company Data: Hammond AP-2

	HGWC-17	HGWC-18	MW-21D	MW-22	MW-23D	MW-33
5/23/2016	<0.005					
5/24/2016		0.00294 (J)				
7/12/2016	<0.005	0.0074				
9/1/2016	<0.005	0.0073				
10/25/2016	<0.005	0.006				
12/7/2016	<0.005					
12/8/2016		0.007				
1/26/2017	<0.005	0.0068				
3/22/2017	0.0007 (J)					
3/23/2017		0.0082				
5/25/2017	0.0007 (J)	0.006				
4/3/2018	<0.005	0.0062				
6/5/2018		0.008				
6/6/2018	0.00097 (J)					
10/3/2018	<0.005	0.0039 (J)				
3/14/2019		0.0036 (J)			<0.005	
3/15/2019	<0.005		<0.005	<0.005		
4/4/2019			0.00019 (J)			
4/5/2019	<0.005	0.0015 (J)		<0.005	<0.005	
9/25/2019	<0.005	0.0044 (J)	<0.005			
9/26/2019					<0.005	
9/27/2019				0.00045 (J)		
3/2/2020				<0.005	<0.005	
3/3/2020	<0.005	0.0057	<0.005			
3/27/2020				<0.005		
3/31/2020	0.0008 (J)	0.0056				
4/1/2020			0.0013 (J)		0.00082 (J)	0.0061
6/17/2020			<0.005			0.0031 (J)
9/15/2020		0.0074				
9/16/2020	<0.005					
9/17/2020				<0.005	<0.005	
9/21/2020			<0.005			0.0083
2/11/2021	0.0012 (J)	0.0069 (B)	0.001 (J)			
2/12/2021					0.001 (J)	0.0059
2/15/2021				<0.005		
3/17/2021				<0.005	<0.005	
3/18/2021	<0.005	0.0083 (J)	<0.005			0.0054 (J)
8/18/2021	<0.005					0.0058
8/19/2021		0.0045 (J)	<0.005	<0.005	<0.005	
2/8/2022	0.0017 (J)	0.005 (J)	<0.005	<0.005		0.0069
2/10/2022					<0.005	
8/10/2022	<0.005	0.0058				<0.005
8/11/2022			0.003 (J)	<0.005	<0.005	
1/27/2023			<0.005			0.0031 (J)
1/30/2023	0.0028 (J)			<0.005		
2/1/2023		0.0036 (J)			<0.005	
8/12/2023			<0.005			
8/13/2023	<0.005	0.0059 (J)		<0.005	<0.005	0.0059 (J)
2/17/2024	<0.005					
2/18/2024		0.0027 (J)	<0.005	<0.005	<0.005	0.0024 (J)
8/8/2024	<0.005					
8/9/2024		0.00092 (J)	<0.005		0.00096 (J)	0.0041 (J)

ND substitution: RL or RL/2 if <15% NDs.

Time Series

Constituent: Arsenic (mg/L) Analysis Run 10/21/2024 3:22 PM View: Descriptive

Plant Hammond Client: Southern Company Data: Hammond AP-2

	HGWC-17	HGWC-18	MW-21D	MW-22	MW-23D	MW-33
8/10/2024				<0.005		

ND substitution: RL or RL/2 if <15% NDs.

Time Series

Constituent: Arsenic (mg/L) Analysis Run 10/21/2024 3:22 PM View: Descriptive

Plant Hammond Client: Southern Company Data: Hammond AP-2

	MW-34D	MW-35	MW-37D	MW-51
6/18/2020	0.0032 (J)	0.005 (J)	0.0021 (J)	
9/21/2020		0.0059		
9/23/2020	0.001 (J)		0.00095 (J)	
2/11/2021			0.0023 (J)	
2/15/2021		0.005		
3/12/2021			<0.005	
3/19/2021		<0.005		
8/16/2021	0.0024 (J)			
8/18/2021		0.0043 (J)	<0.005	0.002 (J)
2/8/2022		0.0072	<0.005	0.0046 (J)
2/9/2022	0.0054			
8/10/2022	0.0045 (J)		<0.005	
8/11/2022		<0.005		0.0043 (J)
1/30/2023	0.0047 (J)		<0.005	
2/1/2023		0.006		0.0041 (J)
8/12/2023	<0.005	0.0045 (J)		<0.005
8/13/2023			<0.005	
2/18/2024	0.00099 (J)		<0.005	
2/19/2024		0.0073		0.0067
8/9/2024		0.0059		0.0042 (J)
8/10/2024	0.0045 (J)		<0.005	

ND substitution: RL or RL/2 if <15% NDs.

Time Series

Constituent: Barium (mg/L) Analysis Run 10/21/2024 3:22 PM View: Descriptive

Plant Hammond Client: Southern Company Data: Hammond AP-2

	HGWA-1 (bg)	HGWA-2 (bg)	HGWA-3 (bg)	HGWA-4 (bg)	HGWA-42D (bg)	HGWA-43D (bg)
5/19/2016	0.0346	0.114	0.111	0.0266		
7/11/2016	0.0311	0.112		0.0309		
7/12/2016			0.115			
8/30/2016	0.0293	0.131	0.113	0.031		
10/19/2016	0.0293	0.111	0.123	0.0332		
12/6/2016	0.0304	0.108	0.127	0.0334		
1/24/2017	0.028	0.102	0.126	0.0192		
3/21/2017	0.0275	0.095	0.12	0.0175		
5/22/2017	0.0281	0.103	0.117			
5/23/2017				0.0227		
4/2/2018	0.026	0.099		0.022		
4/3/2018			0.11			
6/4/2018	0.035	0.11	0.12	0.027		
10/1/2018	0.029	0.11	0.14	0.018		
3/11/2019				0.029		
3/12/2019	0.042	0.12	0.13			
4/1/2019			0.13			
4/2/2019	0.04	0.13		0.03		
9/23/2019	0.042	0.13	0.13			
9/24/2019				0.03		
3/2/2020	0.034	0.11	0.14	0.023		
3/25/2020	0.043	0.12	0.13			
3/26/2020				0.026		
9/15/2020	0.035	0.12	0.12	0.024		
9/16/2020						0.26
9/17/2020					0.13	
11/10/2020						0.25
11/11/2020					0.18	
12/15/2020					0.19	0.29
1/19/2021						0.32
1/20/2021					0.2	
2/8/2021	0.032			0.04	0.19	
2/9/2021		0.12	0.13			0.34
3/10/2021	0.03			0.036	0.18	
3/11/2021		0.07	0.13			0.32
8/11/2021	0.03					0.28
8/12/2021		0.12	0.11	0.034	0.18	
2/1/2022	0.031	0.13	0.12			0.29
2/7/2022				0.028	0.18	
8/2/2022	0.039	0.11	0.16	0.041		0.35
8/9/2022					0.2	
1/23/2023			0.13	0.057	0.21	
1/24/2023	0.033	0.088				0.28
8/8/2023	0.039	0.068	0.12	0.039	0.21	0.3
2/13/2024	0.039	0.062	0.13	0.054	0.23	0.28
8/5/2024	0.032	0.062	0.13			
8/6/2024				0.044	0.065	0.28

Time Series

Constituent: Barium (mg/L) Analysis Run 10/21/2024 3:22 PM View: Descriptive

Plant Hammond Client: Southern Company Data: Hammond AP-2

	HGWA-44D (bg)	HGWA-5 (bg)	HGWA-6 (bg)	HGWC-14	HGWC-15	HGWC-16
5/19/2016		0.0519				
5/20/2016			0.174			
5/23/2016				<0.25	0.0315 (J)	0.0841
7/11/2016		0.0565	0.134			
7/12/2016				0.0214	0.0372	0.0886
8/30/2016		0.0548	0.212			
9/1/2016				0.0208	0.0364	0.0934
10/20/2016		0.0539	0.157			
10/24/2016				0.0208	0.0326	
10/25/2016						0.0991
12/7/2016				0.022	0.0301	0.101
12/8/2016		0.0496	0.162			
1/24/2017		0.0478	0.168			
1/26/2017				0.0238	0.0287	0.105
3/21/2017		0.0453	0.186			
3/22/2017						0.11
3/23/2017				0.0244	0.0329	
5/23/2017		0.0496	0.187			
5/24/2017				0.0228	0.0283	0.106
4/3/2018		0.038	0.14		0.019	0.099
4/4/2018				0.021		
6/5/2018		0.046	0.21			
6/6/2018				0.022	0.022	0.11
10/2/2018		0.047	0.19			
10/3/2018				0.02	0.025	0.11
3/12/2019		0.05	0.2			
3/14/2019				0.019	0.021	
3/15/2019						0.13
4/2/2019		0.044	0.19			
4/4/2019					0.018	0.11
4/5/2019				0.016		
9/24/2019		0.053	0.22	0.021	0.019	
9/25/2019						0.11
3/2/2020		0.053	0.19			
3/3/2020				0.018	0.018	0.12
3/25/2020			0.19			
3/26/2020		0.045			0.016	
3/30/2020				0.02		0.11
9/15/2020		0.045	0.19			
9/16/2020	0.24					
9/17/2020					0.017	0.11
9/18/2020				0.019		
11/10/2020	0.38					
12/15/2020	0.39					
1/19/2021	0.41					
2/9/2021	0.46	0.046	0.21			
2/10/2021						0.11
2/11/2021				0.02		
2/12/2021					0.014	
3/10/2021	0.26					
3/11/2021		0.044	0.21			
3/16/2021					0.012	

ND substitution: RL or RL/2 if <15% NDs.

Time Series

Constituent: Barium (mg/L) Analysis Run 10/21/2024 3:22 PM View: Descriptive

Plant Hammond Client: Southern Company Data: Hammond AP-2

	HGWA-44D (bg)	HGWA-5 (bg)	HGWA-6 (bg)	HGWC-14	HGWC-15	HGWC-16
3/17/2021				0.023		0.12
8/12/2021		0.044	0.18			
8/13/2021	0.22					
8/18/2021				0.018		
8/19/2021					0.01	0.1
2/1/2022	0.23					
2/7/2022		0.038	0.18			
2/8/2022					0.0098	0.1
2/9/2022				0.017		
8/2/2022	0.37					
8/10/2022		0.053	0.18			0.1
8/11/2022				0.017	0.015	
1/24/2023	0.18					
1/27/2023		0.044	0.2			
2/1/2023				0.017	0.021	0.11
8/8/2023	0.12	0.18	0.048			
8/13/2023				0.016	0.011	0.099
2/13/2024	0.12	0.048	0.19			
2/17/2024				0.02	0.017	
2/18/2024						0.098
8/6/2024	0.11	0.046	0.046			
8/8/2024					0.0094	
8/9/2024						0.086
8/10/2024				0.015		

Time Series

Constituent: Barium (mg/L) Analysis Run 10/21/2024 3:22 PM View: Descriptive

Plant Hammond Client: Southern Company Data: Hammond AP-2

	HGWC-17	HGWC-18	MW-21D	MW-22	MW-23D	MW-33
5/23/2016	0.0222 (J)					
5/24/2016		<0.2				
7/12/2016	0.0221	0.0346				
9/1/2016	0.0227	0.0336				
10/25/2016	0.0225	0.0349				
12/7/2016	0.0227					
12/8/2016		0.0339				
1/26/2017	0.0229	0.0293				
3/22/2017	0.0248					
3/23/2017		0.0313				
5/25/2017	0.0255	0.0336				
4/3/2018	0.025	0.028				
6/5/2018		0.03				
6/6/2018	0.028					
10/3/2018	0.028	0.032				
3/14/2019		0.029			0.082	
3/15/2019	0.029		0.09	0.044		
4/4/2019			0.075			
4/5/2019	0.022	0.021		0.036	0.061	
9/25/2019	0.025	0.03	0.066			
9/26/2019					0.064	
9/27/2019				0.028		
3/2/2020				0.027	0.06	
3/3/2020	0.026	0.026	0.058			
3/27/2020				0.025		
3/31/2020	0.029	0.029				
4/1/2020			0.066		0.065	0.027
6/17/2020			0.054			0.024
9/15/2020		0.03				
9/16/2020	0.025					
9/17/2020				0.02	0.057	
9/21/2020			0.049			0.024
2/11/2021	0.025	0.03	0.044			
2/12/2021					0.056	0.025
2/15/2021				0.017		
3/17/2021				0.018	0.058	
3/18/2021	0.027	0.031	0.047			0.029
8/18/2021	0.022					0.025
8/19/2021		0.031	0.042	0.018	0.05	
2/8/2022	0.021	0.02	0.033	0.014		0.02
2/10/2022					0.05	
8/10/2022	0.027	0.026				0.02 (J)
8/11/2022			0.037	0.014	0.05	
1/27/2023			0.031			0.018
1/30/2023	0.03			0.014		
2/1/2023		0.019			0.047	
8/12/2023			0.033			
8/13/2023	0.025	0.026		0.013	0.041	0.023
2/17/2024	0.023					
2/18/2024		0.02	0.034	0.012	0.041	0.016
8/8/2024	0.023					
8/9/2024		0.021	0.035		0.036	0.027

ND substitution: RL or RL/2 if <15% NDs.

Time Series

Constituent: Barium (mg/L) Analysis Run 10/21/2024 3:22 PM View: Descriptive

Plant Hammond Client: Southern Company Data: Hammond AP-2

	HGWC-17	HGWC-18	MW-21D	MW-22	MW-23D	MW-33
8/10/2024				0.014		

Time Series

Constituent: Barium (mg/L) Analysis Run 10/21/2024 3:22 PM View: Descriptive

Plant Hammond Client: Southern Company Data: Hammond AP-2

	MW-34D	MW-35	MW-37D	MW-51
6/18/2020	0.044	0.029	0.19	
9/21/2020		0.028		
9/23/2020	0.038		0.14	
2/11/2021			0.14	
2/15/2021		0.026		
3/12/2021			0.12	
3/19/2021		0.032		
8/16/2021	0.035			
8/18/2021		0.025	0.12	0.032
2/8/2022		0.023	0.11	0.046
2/9/2022	0.04			
8/10/2022	0.046		0.11	
8/11/2022		0.022 (J)		0.028
1/30/2023	0.04		0.13	
2/1/2023		0.022		0.033
8/12/2023	0.033	0.021		0.026
8/13/2023			0.15	
2/18/2024	0.033		0.15	
2/19/2024		0.021		0.028
8/9/2024		0.021		0.026
8/10/2024	0.032		0.17	

Time Series

Constituent: Beryllium (mg/L) Analysis Run 10/21/2024 3:22 PM View: Descriptive

Plant Hammond Client: Southern Company Data: Hammond AP-2

	HGWA-1 (bg)	HGWA-2 (bg)	HGWA-3 (bg)	HGWA-4 (bg)	HGWA-42D (bg)	HGWA-43D (bg)
5/19/2016	<0.0005	<0.003	<0.0005	<0.0005		
7/11/2016	<0.0005	0.0001 (J)		<0.0005		
7/12/2016			<0.0005			
8/30/2016	<0.0005	<0.003	<0.0005	<0.0005		
10/19/2016	<0.0005	0.0001 (J)	<0.0005	<0.0005		
12/6/2016	<0.0005	0.0002 (J)	<0.0005	<0.0005		
1/24/2017	<0.0005	0.0001 (J)	<0.0005	<0.0005		
3/21/2017	<0.0005	0.0001 (J)	<0.0005	<0.0005		
5/22/2017	<0.0005	0.0001 (J)	<0.0005			
5/23/2017				<0.0005		
4/2/2018	<0.0005	<0.003		<0.0005		
4/3/2018			<0.0005			
3/11/2019				5E-05 (J)		
3/12/2019	<0.0005	0.00017 (J)	<0.0005			
4/1/2019			<0.0005			
4/2/2019	<0.0005	0.00015 (J)		<0.0005		
9/23/2019	<0.0005	0.00011 (J)	<0.0005			
9/24/2019				<0.0005		
3/2/2020	<0.0005	0.00014 (J)	<0.0005	0.00019 (J)		
3/25/2020	<0.0005	0.00016 (J)	<0.0005			
3/26/2020				7.6E-05 (J)		
9/15/2020	<0.0005	0.00013 (J)	<0.0005	<0.0005		
9/16/2020						<0.0005
9/17/2020					<0.0005	
11/10/2020						<0.0005
11/11/2020					<0.0005	
12/15/2020					<0.0005	<0.0005
1/19/2021						<0.0005
1/20/2021					<0.0005	
2/8/2021	<0.0005			0.00023 (J)	<0.0005	
2/9/2021		0.00014 (J)	<0.0005			<0.0005
3/10/2021	<0.0005			0.00017 (J)	<0.0005	
3/11/2021		8.6E-05 (J)	<0.0005			<0.0005
8/11/2021	<0.0005					<0.0005
8/12/2021		0.00014 (J)	<0.0005	0.00021 (J)	<0.0005	
2/1/2022	<0.0005	0.0002 (J)	<0.0005			<0.0005
2/7/2022				0.00017 (J)	<0.0005	
8/2/2022	<0.0005	0.00019 (J)	<0.0005	0.00019 (J)		<0.0005
8/9/2022					<0.0005	
1/23/2023			<0.0005	0.0001 (J)	<0.0005	
1/24/2023	<0.0005	0.00016 (J)				<0.0005
8/8/2023	<0.0005	0.00022 (J)	<0.0005	6.7E-05 (J)	<0.0005	<0.0005
2/13/2024	<0.0005	0.00022 (J)	<0.0005	<0.0005	<0.0005	<0.0005
8/5/2024	<0.0005	0.00026 (J)	<0.0005			
8/6/2024				<0.0005	<0.0005	<0.0005

ND substitution: RL or RL/2 if <15% NDs.

Time Series

Constituent: Beryllium (mg/L) Analysis Run 10/21/2024 3:22 PM View: Descriptive

Plant Hammond Client: Southern Company Data: Hammond AP-2

	HGWA-44D (bg)	HGWA-5 (bg)	HGWA-6 (bg)	HGWC-14	HGWC-15	HGWC-16
5/19/2016		<0.0005				
5/20/2016			<0.0005			
5/23/2016				<0.003	<0.0005	<0.0005
7/11/2016		<0.0005	<0.0005			
7/12/2016				0.0005 (J)	<0.0005	<0.0005
8/30/2016		<0.0005	<0.0005			
9/1/2016				0.0005 (J)	<0.0005	<0.0005
10/20/2016		<0.0005	<0.0005			
10/24/2016				0.0005 (J)	<0.0005	
10/25/2016						<0.0005
12/7/2016				0.0006 (J)	<0.0005	<0.0005
12/8/2016		<0.0005	<0.0005			
1/24/2017		<0.0005	<0.0005			
1/26/2017				0.0005 (J)	<0.0005	<0.0005
3/21/2017		<0.0005	<0.0005			
3/22/2017						<0.0005
3/23/2017				0.0006 (J)	<0.0005	
5/23/2017		<0.0005	<0.0005			
5/24/2017				0.0005 (J)	<0.0005	<0.0005
4/3/2018		<0.0005	<0.0005		<0.0005	<0.0005
4/4/2018				<0.003		
3/12/2019		<0.0005	<0.0005			
3/14/2019				0.00043 (J)	<0.0005	
3/15/2019						<0.0005
4/2/2019		<0.0005	<0.0005			
4/4/2019					<0.0005	<0.0005
4/5/2019				0.00027 (J)		
9/24/2019		<0.0005	<0.0005	0.00044 (J)	<0.0005	
9/25/2019						<0.0005
3/2/2020		<0.0005	<0.0005			
3/3/2020				0.00043 (J)	<0.0005	<0.0005
3/25/2020			<0.0005			
3/26/2020		<0.0005			<0.0005	
3/30/2020				0.00043 (J)		<0.0005
9/15/2020		<0.0005	<0.0005			
9/16/2020	<0.0005					
9/17/2020					<0.0005	<0.0005
9/18/2020				0.00043 (J)		
11/10/2020	<0.0005					
12/15/2020	<0.0005					
1/19/2021	<0.0005					
2/9/2021	<0.0005	<0.0005	<0.0005			
2/10/2021						<0.0005
2/11/2021				0.00044 (J)		
2/12/2021					<0.0005	
3/10/2021	<0.0005					
3/11/2021		<0.0005	<0.0005			
3/16/2021					<0.0005	
3/17/2021				0.00058		<0.0005
8/12/2021		<0.0005	<0.0005			
8/13/2021	<0.0005					
8/18/2021				0.00039 (J)		

ND substitution: RL or RL/2 if <15% NDs.

Time Series

Constituent: Beryllium (mg/L) Analysis Run 10/21/2024 3:22 PM View: Descriptive

Plant Hammond Client: Southern Company Data: Hammond AP-2

	HGWA-44D (bg)	HGWA-5 (bg)	HGWA-6 (bg)	HGWC-14	HGWC-15	HGWC-16
8/19/2021					<0.0005	<0.0005
2/1/2022	<0.0005					
2/7/2022		<0.0005	<0.0005			
2/8/2022					<0.0005	<0.0005
2/9/2022				0.00056		
8/2/2022	<0.0005					
8/10/2022		<0.0005	<0.0005			<0.0005
8/11/2022				0.00039 (J)	<0.0005	
1/24/2023	<0.0005					
1/27/2023		<0.0005	<0.0005			
2/1/2023				0.00039 (J)	<0.0005	<0.0005
8/8/2023	<0.0005	<0.0005	<0.0005			
8/13/2023				0.0004 (J)	<0.0005	<0.0005
2/13/2024	<0.0005	<0.0005	<0.0005			
2/17/2024				0.00044 (J)	<0.0005	
2/18/2024						<0.0005
8/6/2024	<0.0005	<0.0005	<0.0005			
8/8/2024					<0.0005	
8/9/2024						<0.0005
8/10/2024				0.00047 (J)		

ND substitution: RL or RL/2 if <15% NDs.

Time Series

Constituent: Beryllium (mg/L) Analysis Run 10/21/2024 3:22 PM View: Descriptive

Plant Hammond Client: Southern Company Data: Hammond AP-2

	HGWC-17	HGWC-18	MW-21D	MW-22	MW-23D	MW-33
5/23/2016	<0.0005					
5/24/2016		0.00278 (J)				
7/12/2016	<0.0005	0.0032				
9/1/2016	<0.0005	0.0034				
10/25/2016	<0.0005	0.0034				
12/7/2016	<0.0005					
12/8/2016		0.0033				
1/26/2017	<0.0005	0.0034				
3/22/2017	<0.0005					
3/23/2017		0.0036				
5/25/2017	<0.0005	0.0036				
4/3/2018	<0.0005	<0.003				
3/14/2019		0.0026 (J)			<0.0005	
3/15/2019	<0.0005		<0.0005	<0.0005		
4/4/2019			<0.0005			
4/5/2019	<0.0005	0.0022 (J)		<0.0005	<0.0005	
9/25/2019	<0.0005	0.0031	<0.0005			
9/26/2019					<0.0005	
9/27/2019				<0.0005		
3/2/2020				<0.0005	<0.0005	
3/3/2020	<0.0005	0.0029 (J)	<0.0005			
3/27/2020				<0.0005		
3/31/2020	<0.0005	0.003				
4/1/2020			<0.0005		<0.0005	0.0011 (J)
6/17/2020			<0.0005			0.00099 (J)
9/15/2020		0.0033				
9/16/2020	<0.0005					
9/17/2020				4.7E-05 (J)	<0.0005	
9/21/2020			<0.0005			0.0009 (J)
2/11/2021	6.7E-05 (J)	0.0036	<0.0005			
2/12/2021					<0.0005	0.001 (J)
2/15/2021				6.2E-05 (J)		
3/17/2021				8.2E-05 (J)	<0.0005	
3/18/2021	4.8E-05 (J)	0.0038	<0.0005			0.0011
8/18/2021	<0.0005					0.00097
8/19/2021		0.0034	<0.0005	7E-05 (J)	<0.0005	
2/8/2022	<0.0005	0.0026	<0.0005	7.9E-05 (J)		0.00087 (J)
2/10/2022					<0.0005	
8/10/2022	6E-05 (J)	0.0032				0.0008
8/11/2022			<0.0005	<0.0005	<0.0005	
1/27/2023			<0.0005			0.00019 (J)
1/30/2023	5.7E-05 (J)			8.1E-05 (J)		
2/1/2023		0.002			<0.0005	
8/12/2023			<0.0005			
8/13/2023	0.0001 (J)	0.003		<0.0005	<0.0005	0.00099
2/17/2024	<0.0005					
2/18/2024		0.0022	<0.0005	<0.0005	<0.0005	0.00059
8/8/2024	<0.0005					
8/9/2024		0.0021	<0.0005		<0.0005	0.00084
8/10/2024				<0.0005		

ND substitution: RL or RL/2 if <15% NDs.

Time Series

Constituent: Beryllium (mg/L) Analysis Run 10/21/2024 3:22 PM View: Descriptive

Plant Hammond Client: Southern Company Data: Hammond AP-2

	MW-34D	MW-35	MW-37D	MW-51
6/18/2020	0.00015 (J)	0.00032 (J)	0.00012 (J)	
9/21/2020		0.0004 (J)		
9/23/2020	<0.0005		<0.0005	
2/11/2021			<0.0005	
2/15/2021		0.0006 (J)		
3/12/2021			<0.0005	
3/19/2021		0.00061		
8/16/2021	<0.0005			
8/18/2021		0.00061	<0.0005	0.00042 (J)
2/8/2022		0.0007 (J)	<0.0005	0.00011 (J)
2/9/2022	6.5E-05 (J)			
8/10/2022	<0.0005		<0.0005	
8/11/2022		0.00066 (J)		0.00028 (J)
1/30/2023	<0.0005		<0.0005	
2/1/2023		0.00049 (J)		0.00028 (J)
8/12/2023	<0.0005	0.00041 (J)		0.00012 (J)
8/13/2023			<0.0005	
2/18/2024	<0.0005		<0.0005	
2/19/2024		0.00064		0.00047 (J)
8/9/2024		0.00053		0.00028 (J)
8/10/2024	<0.0005		<0.0005	

ND substitution: RL or RL/2 if <15% NDs.

Time Series

Constituent: Boron (mg/L) Analysis Run 10/21/2024 3:22 PM View: Descriptive

Plant Hammond Client: Southern Company Data: Hammond AP-2

	HGWA-1 (bg)	HGWA-2 (bg)	HGWA-3 (bg)	HGWA-4 (bg)	HGWA-42D (bg)	HGWA-43D (bg)
5/19/2016	0.0214 (J)	0.0321 (J)	<0.04	<0.1		
7/11/2016	0.0142 (J)	0.0337 (J)		0.0175 (J)		
7/12/2016			0.0074 (J)			
8/30/2016	0.0074 (J)	0.0173 (J)	<0.04	0.0072 (J)		
10/19/2016	0.0224 (J)	0.0341 (J)	0.0085 (J)	0.018 (J)		
12/6/2016	0.0211 (J)	0.0326 (J)	0.0085 (J)	0.0158 (J)		
1/24/2017	0.0165 (J)	0.0365 (J)	0.01 (J)	0.0145 (J)		
3/21/2017	0.0187 (J)	0.0349 (J)	0.0079 (J)	0.0101 (J)		
5/22/2017	0.0782	0.0475	0.0131 (J)			
5/23/2017				0.0159 (J)		
10/3/2017	0.0198 (J)	0.0386 (J)	0.0097 (J)	0.0162 (J)		
6/4/2018	0.02 (J)	0.036 (J)	0.017 (J)	0.014 (J)		
10/1/2018	0.013 (J)	0.035 (J)	0.0061 (J)	0.0093 (J)		
4/1/2019			0.0066 (J)			
4/2/2019	0.016 (J)	0.034 (J)		0.01 (J)		
9/23/2019	0.021 (J)	0.04 (J)	0.0081 (J)			
9/24/2019				0.013 (J)		
3/25/2020	0.025 (J)	0.039 (J)	0.0096 (J)			
3/26/2020				0.012 (J)		
9/15/2020	0.017 (J)	0.044 (J)	0.0071 (J)	0.013 (J)		
9/16/2020						0.061 (J)
9/17/2020					0.098 (J)	
11/10/2020						0.057 (J)
11/11/2020					0.058 (J)	
12/15/2020					0.043 (J)	0.052 (J)
1/19/2021						0.049 (J)
1/20/2021					0.045 (J)	
3/10/2021	0.015 (J)			0.012 (J)	0.048	
3/11/2021		0.056	0.015 (J)			0.06
8/11/2021	0.02 (J)					0.042
8/12/2021		0.044	<0.04	0.014 (J)	0.044	
2/1/2022	0.016 (J)	0.056	0.011 (J)			0.05
2/7/2022				0.017 (J)	0.047	
8/2/2022	0.012 (J)	0.047	<0.04	0.02 (J)		0.043
8/9/2022					0.055	
1/23/2023			0.012 (J)	0.023 (J)	0.052	
1/24/2023	0.015 (J)	0.046				0.037 (J)
8/8/2023	0.023 (J)	0.06	0.011 (J)	0.029 (J)	0.048	0.038 (J)
2/13/2024	0.02 (J)	0.051	<0.04	0.023 (J)	0.045	0.037 (J)
8/5/2024	0.02 (J)	0.057	<0.04			
8/6/2024				0.015 (J)	1	0.043

ND substitution: RL or RL/2 if <15% NDs.

Time Series

Constituent: Boron (mg/L) Analysis Run 10/21/2024 3:22 PM View: Descriptive

Plant Hammond Client: Southern Company Data: Hammond AP-2

	HGWA-44D (bg)	HGWA-5 (bg)	HGWA-6 (bg)	HGWC-14	HGWC-15	HGWC-16
5/19/2016		<0.04				
5/20/2016			0.0363 (J)			
5/23/2016				15.4	2.02	1.36
7/11/2016		0.0052 (J)	0.0179 (J)			
7/12/2016				16	1.65	1.62
8/30/2016		0.0068 (J)	0.014 (J)			
9/1/2016				12.3	1.93	1.31
10/20/2016		0.0135 (J)	0.0197 (J)			
10/24/2016				13.7	1.93	
10/25/2016						1.27
12/7/2016				16.5	2.23	1.42
12/8/2016		0.0083 (J)	0.0159 (J)			
1/24/2017		0.0072 (J)	<0.2			
1/26/2017				19.2	2.31	1.19
3/21/2017		<0.04	0.0166 (J)			
3/22/2017						1.32
3/23/2017				23.1	2.72	
5/23/2017		0.0095 (J)	0.0167 (J)			
5/24/2017				25.8	2.26	1.67
10/3/2017		0.0071 (J)	0.017 (J)			
10/4/2017				20.5	2	1.43
6/5/2018		0.0066 (J)	0.016 (J)			
6/6/2018				16.7	2.4	1.9
10/2/2018		0.0081 (J)	0.014 (J)			
10/3/2018				16.4	2.4	1.7
4/2/2019		0.0052 (J)	0.013 (J)			
4/4/2019					2.3	2.1
4/5/2019				12.5		
9/24/2019		0.0088 (J)	0.016 (J)	14.7	2.9	
9/25/2019						2.7
3/25/2020			0.021 (J)			
3/26/2020		0.0072 (J)			2.1	
3/30/2020				11.7		2.4
9/15/2020		0.012 (J)	0.016 (J)			
9/16/2020	0.23					
9/17/2020					2.2	2.4
9/18/2020				11		
11/10/2020	0.29					
12/15/2020	0.31					
1/19/2021	0.4					
3/10/2021	0.39					
3/11/2021		0.0075 (J)	0.018 (J)			
3/16/2021					2.4	
3/17/2021				11.8		2.7
8/12/2021		0.0092 (J)	0.014 (J)			
8/13/2021	0.31					
8/18/2021				8.6		
8/19/2021					2.1	2.5
2/1/2022	0.44					
2/7/2022		<0.04	0.019 (J)			
2/8/2022					1.9	2.6
2/9/2022				9.9		

ND substitution: RL or RL/2 if <15% NDs.

Time Series

Constituent: Boron (mg/L) Analysis Run 10/21/2024 3:22 PM View: Descriptive

Plant Hammond Client: Southern Company Data: Hammond AP-2

	HGWA-44D (bg)	HGWA-5 (bg)	HGWA-6 (bg)	HGWC-14	HGWC-15	HGWC-16
8/2/2022	0.31					
8/10/2022		0.011 (J)	0.015 (J)			2.2
8/11/2022				8.8	2.1	
1/24/2023	0.44					
1/27/2023		<0.04	0.013 (J)			
2/1/2023				7.7	2	2.8
8/8/2023	0.55	0.025 (J)	0.017 (J)			
8/13/2023				6.9	1.6	2.2
2/13/2024	0.49	<0.04	0.015 (J)			
2/17/2024				7.3	1.8	
2/18/2024						2.3
8/6/2024	0.52	0.024 (J)	1.6			
8/8/2024					1.5	
8/9/2024						1.9
8/10/2024				6.7		

ND substitution: RL or RL/2 if <15% NDs.

Time Series

Constituent: Boron (mg/L) Analysis Run 10/21/2024 3:22 PM View: Descriptive

Plant Hammond Client: Southern Company Data: Hammond AP-2

	HGWC-17	HGWC-18	MW-21D	MW-22	MW-23D	MW-33
5/23/2016	5.7					
5/24/2016		9.33				
7/12/2016	9.58	11.9				
9/1/2016	5.76	8.8				
10/25/2016	5.38	8.5				
12/7/2016	5.74					
12/8/2016		7.15				
1/26/2017	5.78	9.17				
3/22/2017	5.52					
3/23/2017		10.6				
5/25/2017	8.58	13.2				
10/4/2017	6.8	10				
6/5/2018		8.4				
6/6/2018	6.3					
10/3/2018	6.9	9.3				
4/4/2019			5.2			
4/5/2019	5.9	6.4		2.1	3	
9/25/2019	8.1	11.7	6.4			
9/26/2019					3.8	
9/27/2019				2.9		
1/22/2020						11.2
3/27/2020				2.4		
3/31/2020	6.9	9.4				
4/1/2020			6.3		3.5	11.6
6/17/2020			5.8			10.3
9/15/2020		9.4				
9/16/2020	6.7					
9/17/2020				2.3	2.7	
9/21/2020			5.6			9
3/17/2021				2.7	3.4	
3/18/2021	6.8	8.9	5.7			10.2
8/18/2021	5.3					9.1
8/19/2021		8.6	5.4	2.5	3.4	
2/8/2022	7.8	8.1	5.9	3.2		8.4
2/10/2022					3.2	
8/10/2022	6.9	8.4				8
8/11/2022			5	2.5	3.3	
1/27/2023			3.6			4.6
1/30/2023	6.8			2.4		
2/1/2023		5.9			3	
8/12/2023			2.8			
8/13/2023	6.2	7.7		2.3	2.7	6.6
2/17/2024	5.7					
2/18/2024		7	2.3	2.2	2.8	5.4
8/8/2024	5.7					
8/9/2024		4.2	2		2.6	6.1
8/10/2024				2.2		

Time Series

Constituent: Boron (mg/L) Analysis Run 10/21/2024 3:22 PM View: Descriptive

Plant Hammond Client: Southern Company Data: Hammond AP-2

	MW-34D	MW-35	MW-37D	MW-51
6/18/2020	9.4	11.9	0.14	
9/21/2020		12.3		
9/23/2020	10.2		0.12	
3/12/2021			0.15	
3/19/2021		11.9		
8/16/2021	8.2			
8/18/2021		11.2	0.2	9.7
2/8/2022		10.8	0.14	10.5
2/9/2022	9.6			
8/10/2022	10.2		0.11	
8/11/2022		9.6		8.2
1/30/2023	8		0.15	
2/1/2023		8.7		8.3
8/12/2023	7.2	8.4		7.4
8/13/2023			0.14	
2/18/2024	8.1		0.12	
2/19/2024		8.4		7.9
8/9/2024		9.5		8.1
8/10/2024	7.8		0.099	

Time Series

Constituent: Cadmium (mg/L) Analysis Run 10/21/2024 3:22 PM View: Descriptive

Plant Hammond Client: Southern Company Data: Hammond AP-2

	HGWA-1 (bg)	HGWA-2 (bg)	HGWA-3 (bg)	HGWA-4 (bg)	HGWA-42D (bg)	HGWA-43D (bg)
5/19/2016	<0.0005	<0.0005	<0.0005	<0.0005		
7/11/2016	<0.0005	<0.0005		<0.0005		
7/12/2016			<0.0005			
8/30/2016	<0.0005	<0.0005	<0.0005	<0.0005		
10/19/2016	<0.0005	<0.0005	<0.0005	<0.0005		
12/6/2016	<0.0005	<0.0005	<0.0005	<0.0005		
1/24/2017	<0.0005	0.0001 (J)	<0.0005	<0.0005		
3/21/2017	<0.0005	7E-05 (J)	<0.0005	<0.0005		
5/22/2017	<0.0005	0.0001 (J)	<0.0005			
5/23/2017				<0.0005		
4/2/2018	<0.0005	<0.0005		<0.0005		
4/3/2018			<0.0005			
6/4/2018	<0.0005	0.00014 (J)	<0.0005	<0.0005		
10/1/2018	<0.0005	<0.0005	<0.0005	<0.0005		
3/11/2019				<0.0005		
3/12/2019	<0.0005	0.00013 (J)	<0.0005			
4/1/2019			<0.0005			
4/2/2019	<0.0005	0.00015 (J)		<0.0005		
9/23/2019	<0.0005	<0.0005	<0.0005			
9/24/2019				<0.0005		
3/2/2020	<0.0005	<0.0005	<0.0005	<0.0005		
3/25/2020	<0.0005	0.00014 (J)	<0.0005			
3/26/2020				<0.0005		
9/15/2020	<0.0005	0.00012 (J)	<0.0005	<0.0005		
9/16/2020						<0.0005
9/17/2020					<0.0005	
11/10/2020						<0.0005
11/11/2020					<0.0005	
12/15/2020					<0.0005	<0.0005
1/19/2021						<0.0005
1/20/2021					<0.0005	
2/8/2021	<0.0005			<0.0005	<0.0005	
2/9/2021		0.00016 (J)	<0.0005			<0.0005
3/10/2021	<0.0005			<0.0005	<0.0005	
3/11/2021		<0.0005	<0.0005			<0.0005
8/11/2021	<0.0005					<0.0005
8/12/2021		0.00014 (J)	<0.0005	<0.0005	<0.0005	
2/1/2022	<0.0005	0.00017 (J)	<0.0005			<0.0005
2/7/2022				<0.0005	<0.0005	
8/2/2022	<0.0005	0.00023 (J)	<0.0005	<0.0005		<0.0005
8/9/2022					<0.0005	
1/23/2023			<0.0005	<0.0005	<0.0005	
1/24/2023	<0.0005	0.00021 (J)				<0.0005
8/8/2023	<0.0005	0.00026 (J)	<0.0005	<0.0005	<0.0005	<0.0005
2/13/2024	<0.0005	0.00027 (J)	<0.0005	<0.0005	<0.0005	<0.0005
8/5/2024	<0.0005	0.00026 (J)	<0.0005			
8/6/2024				<0.0005	0.00024 (J)	<0.0005

ND substitution: RL or RL/2 if <15% NDs.

Time Series

Constituent: Cadmium (mg/L) Analysis Run 10/21/2024 3:22 PM View: Descriptive

Plant Hammond Client: Southern Company Data: Hammond AP-2

	HGWA-44D (bg)	HGWA-5 (bg)	HGWA-6 (bg)	HGWC-14	HGWC-15	HGWC-16
5/19/2016		<0.0005				
5/20/2016			<0.0005			
5/23/2016				0.000139 (J)	0.00271 (J)	<0.0005
7/11/2016		<0.0005	<0.0005			
7/12/2016				<0.0005	0.0019	<0.0005
8/30/2016		<0.0005	<0.0005			
9/1/2016				0.0001 (J)	0.0017	<0.0005
10/20/2016		<0.0005	<0.0005			
10/24/2016				0.0002 (J)	0.0018	
10/25/2016						<0.0005
12/7/2016				0.0001 (J)	0.0018	<0.0005
12/8/2016		<0.0005	<0.0005			
1/24/2017		<0.0005	<0.0005			
1/26/2017				0.0001 (J)	0.0013	<0.0005
3/21/2017		<0.0005	<0.0005			
3/22/2017						<0.0005
3/23/2017				0.0002 (J)	0.002	
5/23/2017		<0.0005	<0.0005			
5/24/2017				0.0001 (J)	0.0041	<0.0005
4/3/2018		<0.0005	<0.0005		0.0022	<0.0005
4/4/2018				<0.0005		
6/5/2018		<0.0005	<0.0005			
6/6/2018				0.00012 (J)	0.0021	<0.0005
10/2/2018		<0.0005	<0.0005			
10/3/2018				0.0001 (J)	0.0026	<0.0005
3/12/2019		<0.0005	<0.0005			
3/14/2019				<0.0005	0.0024	
3/15/2019						<0.0005
4/2/2019		<0.0005	<0.0005			
4/4/2019					0.0018	<0.0005
4/5/2019				7.9E-05 (J)		
9/24/2019		<0.0005	<0.0005	<0.0005	0.0014 (J)	
9/25/2019						<0.0005
3/2/2020		<0.0005	<0.0005			
3/3/2020				<0.0005	0.0015 (J)	<0.0005
3/25/2020			<0.0005			
3/26/2020		<0.0005			0.0016 (J)	
3/30/2020				<0.0005		<0.0005
9/15/2020		<0.0005	<0.0005			
9/16/2020	<0.0005					
9/17/2020					0.0016 (J)	<0.0005
9/18/2020				<0.0005		
11/10/2020	<0.0005					
12/15/2020	<0.0005					
1/19/2021	<0.0005					
2/9/2021	<0.0005	<0.0005	<0.0005			
2/10/2021						<0.0005
2/11/2021				<0.0005		
2/12/2021					0.0014 (J)	
3/10/2021	<0.0005					
3/11/2021		<0.0005	<0.0005			
3/16/2021					0.0011	

ND substitution: RL or RL/2 if <15% NDs.

Time Series

Constituent: Cadmium (mg/L) Analysis Run 10/21/2024 3:22 PM View: Descriptive

Plant Hammond Client: Southern Company Data: Hammond AP-2

	HGWA-44D (bg)	HGWA-5 (bg)	HGWA-6 (bg)	HGWC-14	HGWC-15	HGWC-16
3/17/2021				<0.0005		<0.0005
8/12/2021		<0.0005	<0.0005			
8/13/2021	<0.0005					
8/18/2021				0.00013 (J)		
8/19/2021					0.0012	<0.0005
2/1/2022	<0.0005					
2/7/2022		<0.0005	<0.0005			
2/8/2022					0.0011	<0.0005
2/9/2022				<0.0005		
8/2/2022	<0.0005					
8/10/2022		<0.0005	<0.0005			<0.0005
8/11/2022				<0.0005	0.00095	
1/24/2023	<0.0005					
1/27/2023		<0.0005	<0.0005			
2/1/2023				<0.0005	0.00088	<0.0005
8/8/2023	<0.0005	<0.0005	<0.0005			
8/13/2023				<0.0005	0.00033 (J)	<0.0005
2/13/2024	<0.0005	<0.0005	<0.0005			
2/17/2024				<0.0005	0.00084	
2/18/2024						<0.0005
8/6/2024	<0.0005	<0.0005	<0.0005			
8/8/2024					0.00037 (J)	
8/9/2024						<0.0005
8/10/2024				0.00011 (J)		

ND substitution: RL or RL/2 if <15% NDs.

Time Series

Constituent: Cadmium (mg/L) Analysis Run 10/21/2024 3:22 PM View: Descriptive

Plant Hammond Client: Southern Company Data: Hammond AP-2

	HGWC-17	HGWC-18	MW-21D	MW-22	MW-23D	MW-33
5/23/2016	<0.0005					
5/24/2016		<0.02				
7/12/2016	<0.0005	0.0022				
9/1/2016	<0.0005	0.0024				
10/25/2016	<0.0005	0.0022				
12/7/2016	<0.0005					
12/8/2016		0.0024				
1/26/2017	<0.0005	0.0025				
3/22/2017	7E-05 (J)					
3/23/2017		0.0025				
5/25/2017	<0.0005	0.0027				
4/3/2018	<0.0005	0.0022				
6/5/2018		0.0022				
6/6/2018	<0.0005					
10/3/2018	<0.0005	0.0027				
3/14/2019		0.0019			<0.0025	
3/15/2019	<0.0005		<0.0005	0.00082 (J)		
4/4/2019			<0.0005			
4/5/2019	<0.0005	0.0017		0.00064 (J)	<0.0025	
9/25/2019	<0.0005	0.0023 (J)	<0.0005			
9/26/2019					<0.0025	
9/27/2019				0.0014 (J)		
3/2/2020				0.0021 (J)	<0.0025	
3/3/2020	<0.0005	0.0021 (J)	<0.0005			
3/27/2020				0.0019 (J)		
3/31/2020	<0.0005	0.0017 (J)				
4/1/2020			<0.0005		<0.0025	0.00022 (J)
6/17/2020			<0.0005			0.00021 (J)
9/15/2020		0.0019 (J)				
9/16/2020	<0.0005					
9/17/2020				0.0021 (J)	0.0006 (J)	
9/21/2020			<0.0005			0.00016 (J)
2/11/2021	<0.0005	0.0016 (J)	<0.0005			
2/12/2021					0.00045 (J)	0.00017 (J)
2/15/2021				0.002 (J)		
3/17/2021				0.0022	0.00057	
3/18/2021	<0.0005	0.0015	<0.0005			0.00019 (J)
8/18/2021	<0.0005					0.00017 (J)
8/19/2021		0.0014	<0.0005	0.0021	0.00012 (J)	
2/8/2022	<0.0005	0.00076	<0.0005	0.002		0.00013 (J)
2/10/2022					0.00024 (J)	
8/10/2022	<0.0005	0.0017				<0.0025
8/11/2022			<0.0005	0.002	0.00021 (J)	
1/27/2023			<0.0005			0.00017 (J)
1/30/2023	<0.0005			0.0017		
2/1/2023		0.001			0.00012 (J)	
8/12/2023			<0.0005			
8/13/2023	<0.0005	0.0017		0.002	0.00015 (J)	0.0002 (J)
2/17/2024	<0.0005					
2/18/2024		0.0015	<0.0005	0.0018	0.00017 (J)	0.00014 (J)
8/8/2024	<0.0005					
8/9/2024		0.00096	<0.0005		0.00014 (J)	0.00024 (J)

ND substitution: RL or RL/2 if <15% NDs.

Time Series

Constituent: Cadmium (mg/L) Analysis Run 10/21/2024 3:22 PM View: Descriptive

Plant Hammond Client: Southern Company Data: Hammond AP-2

	HGWC-17	HGWC-18	MW-21D	MW-22	MW-23D	MW-33
8/10/2024				0.0017		

Time Series

Constituent: Cadmium (mg/L) Analysis Run 10/21/2024 3:22 PM View: Descriptive

Plant Hammond Client: Southern Company Data: Hammond AP-2

	MW-34D	MW-35	MW-37D	MW-51
6/18/2020	<0.0025	0.00053 (J)	<0.0005	
9/21/2020		0.001 (J)		
9/23/2020	<0.0025		<0.0005	
2/11/2021			<0.0005	
2/15/2021		0.0017 (J)		
3/12/2021			<0.0005	
3/19/2021		0.0018		
8/16/2021	0.00023 (J)			
8/18/2021		0.0015	<0.0005	0.00094
2/8/2022		0.0015	<0.0005	0.00024 (J)
2/9/2022	0.00072			
8/10/2022	0.00041 (J)		<0.0005	
8/11/2022		0.0013 (J)		0.00045 (J)
1/30/2023	0.00047 (J)		<0.0005	
2/1/2023		0.0017		0.0016
8/12/2023	0.0029	0.0012		0.00019 (J)
8/13/2023			<0.0005	
2/18/2024	0.0008		<0.0005	
2/19/2024		0.0013		0.00067
8/9/2024		0.0012		0.00038 (J)
8/10/2024	0.0015		<0.0005	

ND substitution: RL or RL/2 if <15% NDs.

Time Series

Constituent: Calcium (mg/L) Analysis Run 10/21/2024 3:22 PM View: Descriptive

Plant Hammond Client: Southern Company Data: Hammond AP-2

	HGWA-1 (bg)	HGWA-2 (bg)	HGWA-3 (bg)	HGWA-4 (bg)	HGWA-42D (bg)	HGWA-43D (bg)
5/19/2016	138	22.9	76.2	48.4		
7/11/2016	97.2	22.3		73		
7/12/2016			61.5			
8/30/2016	97.5	26.4	65.1	85.7		
10/19/2016	99.2	21.7	73.2	89.7		
12/6/2016	105	18.2	74.9	80		
1/24/2017	95.7	18.5	69.6	30.8		
3/21/2017	106	18.6	75.7	34		
5/22/2017	107	17.8	71.5			
5/23/2017				43		
10/3/2017	102	20.2	76.3	46.9		
6/4/2018	124	19.1	73.4	81.9		
10/1/2018	108	20.5 (J)	80.9	22 (J)		
4/1/2019			80.5			
4/2/2019	132	22.5 (J)		76		
9/23/2019	118	19.5	71			
9/24/2019				36.6		
3/25/2020	127	23	89.8			
3/26/2020				14.9		
9/15/2020	103	21.1	73.1	20.4		
9/16/2020						56
9/17/2020					43.8	
11/10/2020						63.3
11/11/2020					44.4	
12/15/2020					47.3	62.6
1/19/2021						60.1
1/20/2021					41.8	
3/10/2021	111			5.9	43.4	
3/11/2021		43.8	83.8			59.6
8/11/2021	113					61
8/12/2021		21.9	84	5.4	43.6	
2/1/2022	106	27.2	85.1			55.9
2/7/2022				5.9	48.7	
8/2/2022	117	31.2	84.6	6		54.1
8/9/2022					44.1	
1/23/2023			85	24	43.7	
1/24/2023	117	29.4				56.6
8/8/2023	118	30.7	78.3	35.7	40.7	52.8
2/13/2024	116	38.8	83.6	31.1	47.7	53.3
8/5/2024	113	34.7	83.3			
8/6/2024				32.6	44.8	57.2

Time Series

Constituent: Calcium (mg/L) Analysis Run 10/21/2024 3:22 PM View: Descriptive

Plant Hammond Client: Southern Company Data: Hammond AP-2

	HGWA-44D (bg)	HGWA-5 (bg)	HGWA-6 (bg)	HGWC-14	HGWC-15	HGWC-16
5/19/2016		35.5				
5/20/2016			56.1			
5/23/2016				664	184	146
7/11/2016		35.4	49.3			
7/12/2016				528	186	142
8/30/2016		28	53.9			
9/1/2016				586	189	141
10/20/2016		26.7	50.7			
10/24/2016				564	200	
10/25/2016						138
12/7/2016				590	203	146
12/8/2016		23.5	49.2			
1/24/2017		24.5	48.3			
1/26/2017				558	212	139
3/21/2017		30.8	51.3			
3/22/2017						150
3/23/2017				652	229	
5/23/2017		24.2	49.1			
5/24/2017				617	265	153
10/3/2017		29	55.1			
10/4/2017				644	230	156
6/5/2018		27.8	54.5			
6/6/2018				606	250	177
10/2/2018		28.9	54.7			
10/3/2018				558	234	160
4/2/2019		26.3	49.7			
4/4/2019					214	196
4/5/2019				606		
9/24/2019		29.3	52.5	507	202	
9/25/2019						185
3/25/2020			58.1			
3/26/2020		27.8			240	
3/30/2020				600		208
9/15/2020		27.9	49.9			
9/16/2020	30					
9/17/2020					188	190
9/18/2020				623		
11/10/2020	33.6					
12/15/2020	28.7					
1/19/2021	33					
3/10/2021	18.3					
3/11/2021		28.3	53.1			
3/16/2021					196	
3/17/2021				572		198
8/12/2021		32	54.7			
8/13/2021	28.9					
8/18/2021				583		
8/19/2021					203	207
2/1/2022	24.8					
2/7/2022		30	53.4			
2/8/2022					186	218
2/9/2022				571		

Time Series

Constituent: Calcium (mg/L) Analysis Run 10/21/2024 3:22 PM View: Descriptive

Plant Hammond Client: Southern Company Data: Hammond AP-2

	HGWA-44D (bg)	HGWA-5 (bg)	HGWA-6 (bg)	HGWC-14	HGWC-15	HGWC-16
8/2/2022	20.9					
8/10/2022		27.4	55.7			207
8/11/2022				519	210	
1/24/2023	13.2					
1/27/2023		28.5	55.4			
2/1/2023				464	174	216
8/8/2023	8.1	54.4	27.9			
8/13/2023				418	182	187
2/13/2024	9.9	20.6	55.4			
2/17/2024				418	175	
2/18/2024						199
8/6/2024	7.1	27	57.2			
8/8/2024					182	
8/9/2024						183
8/10/2024				375		

Time Series

Constituent: Calcium (mg/L) Analysis Run 10/21/2024 3:22 PM View: Descriptive

Plant Hammond Client: Southern Company Data: Hammond AP-2

	HGWC-17	HGWC-18	MW-21D	MW-22	MW-23D	MW-33
5/23/2016	225					
5/24/2016		403				
7/12/2016	199	328				
9/1/2016	213	379				
10/25/2016	206	362				
12/7/2016	212					
12/8/2016		366				
1/26/2017	198	394				
3/22/2017	239					
3/23/2017		440				
5/25/2017	292	492				
10/4/2017	305	470				
6/5/2018		425				
6/6/2018	299					
10/3/2018	286	421				
4/4/2019			427			
4/5/2019	340	400		178	352	
9/25/2019	305	437	420			
9/26/2019					306	
9/27/2019				202		
1/22/2020						638
3/27/2020				212		
3/31/2020	328	418				
4/1/2020			438		342	567
6/17/2020			434			561
9/15/2020		430				
9/16/2020	277					
9/17/2020				203	361	
9/21/2020			428			562
3/17/2021				200	341	
3/18/2021	266	407	382			574
8/18/2021	281					549
8/19/2021		416	365	203	307	
2/8/2022	280	418	366	221		548
2/10/2022					288	
8/10/2022	316	433				498
8/11/2022			430	198	315	
1/27/2023			281			371
1/30/2023	286			189		
2/1/2023		288			294	
8/12/2023			167			
8/13/2023	261	355		305	343	418
2/17/2024	199					
2/18/2024		347	104	186	286	337
8/8/2024	189					
8/9/2024		182	86.4		280	381
8/10/2024				184		

Time Series

Constituent: Calcium (mg/L) Analysis Run 10/21/2024 3:22 PM View: Descriptive

Plant Hammond Client: Southern Company Data: Hammond AP-2

	MW-34D	MW-35	MW-37D	MW-51
6/18/2020	584	517	165	
9/21/2020		503		
9/23/2020	556		158	
3/12/2021			170	
3/19/2021		552		
8/16/2021	554			
8/18/2021		546	180	532
2/8/2022		519	167	537
2/9/2022	557			
8/10/2022	585		113	
8/11/2022		499		521
1/30/2023	558		74.6	
2/1/2023		503		492
8/12/2023	469	455		485
8/13/2023			57	
2/18/2024	458		52.7	
2/19/2024		473		486
8/9/2024		471		483
8/10/2024	451		49.4	

Time Series

Constituent: Chloride (mg/L) Analysis Run 10/21/2024 3:22 PM View: Descriptive

Plant Hammond Client: Southern Company Data: Hammond AP-2

	HGWA-1 (bg)	HGWA-2 (bg)	HGWA-3 (bg)	HGWA-4 (bg)	HGWA-42D (bg)	HGWA-43D (bg)
5/19/2016	9.94	6.14	5.93	4.56		
7/11/2016	6.3	5.9		5		
7/12/2016			6.2			
8/30/2016	6	6.2	6.4	4.9		
10/19/2016	5.8	6.1	6.5	4.6		
12/6/2016	5.4	6	7.2	4.5		
1/24/2017	5.2	6.1	6.4	4.7		
3/21/2017	4.6	5.9	7.5	4.3		
5/22/2017	4.6	5.9	6.5			
5/23/2017				4.5		
10/3/2017	5.6	6.3	6.5	4.8		
6/4/2018	13.1	6.1	6.3	4.5		
10/1/2018	6.6	6.4	6.4	3.8		
4/1/2019			6.5			
4/2/2019	20.3	5.8		4.4		
9/23/2019	17.7	5.1	5.9			
9/24/2019				3.6		
3/25/2020	20.4	5.2	6.1			
3/26/2020				3.4		
9/15/2020	13.4	5	6	3.3		
9/16/2020						4.1
9/17/2020					5.8	
11/10/2020						4.4
11/11/2020					3.1	
12/15/2020					3.2	4.7
1/19/2021						4.1
1/20/2021					2.8	
3/10/2021	7.4			2.9	3	
3/11/2021		5.1	5.9			4.5
8/11/2021	9.6					3.5
8/12/2021		5.2	4.8	2.4	2.6	
2/1/2022	7.5	7	5.7			4.1
2/7/2022				2.4	3.1	
8/2/2022	14.1	7.8	5.9	2.9		4.3
8/9/2022					3.7	
1/23/2023			5.6	1.6	3.3	
1/24/2023	9	7.1				4.3
8/8/2023	26	6.6	5.3	2.6	3.2	3.5
2/13/2024	10	6.3	5.3	1.4	4.1	3.9
8/5/2024	8.7	7.9	5.2			
8/6/2024				2.3	3.3	4

Time Series

Constituent: Chloride (mg/L) Analysis Run 10/21/2024 3:22 PM View: Descriptive

Plant Hammond Client: Southern Company Data: Hammond AP-2

	HGWA-44D (bg)	HGWA-5 (bg)	HGWA-6 (bg)	HGWC-14	HGWC-15	HGWC-16
5/19/2016		1.57				
5/20/2016			1.35			
5/23/2016				659	209	25.8
7/11/2016		2	1.7			
7/12/2016				620	190	34
8/30/2016		2	1.6			
9/1/2016				510	200	34
10/20/2016		2.2	1.6			
10/24/2016				110	200	
10/25/2016						35
12/7/2016				510	240	38
12/8/2016		2	1.6			
1/24/2017		1.6	1.9			
1/26/2017				640	260	41
3/21/2017		2	1.3			
3/22/2017						41
3/23/2017				600	280	
5/23/2017		1.7	1.2			
5/24/2017				510	240	44
10/3/2017		1.7	2.1			
10/4/2017				420	210	50
6/5/2018		1.6	1.2			
6/6/2018				357	196	50.6
10/2/2018		2.4	1.7			
10/3/2018				368	200	49.9
4/2/2019		1.7	1.6			
4/4/2019					138	76.8
4/5/2019				227		
9/24/2019		1.7	1.3	188	120	
9/25/2019						84.4
3/25/2020			1.2			
3/26/2020		1.4			142	
3/30/2020				236		80.2
9/15/2020		1.7	1.2			
9/16/2020	7.2					
9/17/2020					108	99.3
9/18/2020				288		
11/10/2020	7.8					
12/15/2020	9.4					
1/19/2021	9.5					
3/10/2021	12.3					
3/11/2021		1.4	1.2			
3/16/2021					103	
3/17/2021				233		93.8
8/12/2021		1.4	0.94 (J)			
8/13/2021	39.9					
8/18/2021				141		
8/19/2021					89.9	90.1
2/1/2022	44.8					
2/7/2022		1.4	1.1			
2/8/2022					76.6	96.4
2/9/2022				174		

Time Series

Constituent: Chloride (mg/L) Analysis Run 10/21/2024 3:22 PM View: Descriptive

Plant Hammond Client: Southern Company Data: Hammond AP-2

	HGWA-44D (bg)	HGWA-5 (bg)	HGWA-6 (bg)	HGWC-14	HGWC-15	HGWC-16
8/2/2022	19.8					
8/10/2022		2.1	1.3			98.3
8/11/2022				147	89.2	
1/24/2023	24.9					
1/27/2023		1.6	1.4			
2/1/2023				108	85	112
8/8/2023	27	1.3	2.1			
8/13/2023				95.8	78.2	89.1
2/13/2024	27.7	1.8	1.4			
2/17/2024				88.9	70.2	
2/18/2024						87.5
8/6/2024	30.2	2.1	1.3			
8/8/2024					80.2	
8/9/2024						74.8
8/10/2024				84.9		

Time Series

Constituent: Chloride (mg/L) Analysis Run 10/21/2024 3:22 PM View: Descriptive

Plant Hammond Client: Southern Company Data: Hammond AP-2

	HGWC-17	HGWC-18	MW-21D	MW-22	MW-23D	MW-33
5/23/2016	94					
5/24/2016		280				
7/12/2016	100	300				
9/1/2016	95	270				
10/25/2016	98	290				
12/7/2016	89					
12/8/2016		300				
1/26/2017	99	340				
3/22/2017	100					
3/23/2017		350				
5/25/2017	99	290				
10/4/2017	130	260				
6/5/2018		261				
6/6/2018	166					
10/3/2018	193	302				
4/4/2019			299			
4/5/2019	195	217		131	195	
9/25/2019	139	181	245			
9/26/2019					204	
9/27/2019				176		
1/22/2020						231
3/27/2020				141		
3/31/2020	161	126				
4/1/2020			236		166	242
6/17/2020			223			250
9/15/2020		150				
9/16/2020	156					
9/17/2020				153	171	
9/21/2020			236			273
3/17/2021				127	151	
3/18/2021	138	90.2	208			199
8/18/2021	90.7					118
8/19/2021		95.8	173	118	137	
2/8/2022	117	105	196	110		166
2/10/2022					138	
8/10/2022	148	95.2				120
8/11/2022			216	125	124	
1/27/2023			167			83.4
1/30/2023	154			109		
2/1/2023		92.7			137	
8/12/2023			76.2			
8/13/2023	109	104		101	119	99
2/17/2024	81.7					
2/18/2024		99	29.7	98.8	116	65.5
8/8/2024	70.2					
8/9/2024		53.7	20.3		108	83.2
8/10/2024				94.2		

Time Series

Constituent: Chloride (mg/L) Analysis Run 10/21/2024 3:22 PM View: Descriptive

Plant Hammond Client: Southern Company Data: Hammond AP-2

	MW-34D	MW-35	MW-37D	MW-51
6/18/2020	259	229	151	
9/21/2020		257		
9/23/2020	294		166	
3/12/2021			124	
3/19/2021		250		
8/16/2021	264			
8/18/2021		149	122	123
2/8/2022		202	151	194
2/9/2022	251			
8/10/2022	185		84.8	
8/11/2022		172		144
1/30/2023	173		49.2	
2/1/2023		189		158
8/12/2023	157	181		139
8/13/2023			16.5	
2/18/2024	143		7.8	
2/19/2024		150		125
8/9/2024		159		116
8/10/2024	129		4.4	

Time Series

Constituent: Chromium (mg/L) Analysis Run 10/21/2024 3:22 PM View: Descriptive

Plant Hammond Client: Southern Company Data: Hammond AP-2

	HGWA-1 (bg)	HGWA-2 (bg)	HGWA-3 (bg)	HGWA-4 (bg)	HGWA-42D (bg)	HGWA-43D (bg)
5/19/2016	<0.005	<0.005	<0.005	<0.005		
7/11/2016	<0.005	<0.005		<0.005		
7/12/2016			<0.005			
8/30/2016	<0.005	<0.005	<0.005	<0.005		
10/19/2016	<0.005	<0.005	<0.005	<0.005		
12/6/2016	<0.005	<0.005	<0.005	<0.005		
1/24/2017	<0.005	<0.005	<0.005	<0.005		
3/21/2017	0.0005 (J)	<0.005	<0.005	0.0004 (J)		
5/22/2017	<0.005	<0.005	0.0007 (J)			
5/23/2017				<0.005		
4/2/2018	<0.005	<0.005		<0.005		
4/3/2018			<0.005			
3/11/2019				<0.005		
3/12/2019	<0.005	<0.005	<0.005			
4/1/2019			<0.005			
4/2/2019	<0.005	0.0079 (J)		0.019		
9/23/2019	<0.005	0.00058 (J)	<0.005			
9/24/2019				<0.005		
3/2/2020	<0.005	0.00041 (J)	<0.005	0.0004 (J)		
3/25/2020	0.00072 (J)	<0.005	<0.005			
3/26/2020				<0.005		
9/15/2020	<0.005	<0.005	<0.005	<0.005		
9/16/2020						<0.005
9/17/2020					<0.005	
11/10/2020						<0.005
11/11/2020					0.00063 (J)	
12/15/2020					0.0025 (J)	<0.005
1/19/2021						<0.005
1/20/2021					<0.005	
2/8/2021	<0.005			<0.005	0.00078 (J)	
2/9/2021		<0.005	<0.005			0.00095 (J)
3/10/2021	<0.005			<0.005	<0.005	
3/11/2021		<0.005	<0.005			<0.005
8/11/2021	<0.005					<0.005
8/12/2021		<0.005	<0.005	<0.005	<0.005	
2/1/2022	<0.005	<0.005	<0.005			<0.005
2/7/2022				<0.005	<0.005	
8/2/2022	<0.005	<0.005	<0.005	<0.005		<0.005
8/9/2022					<0.005	
1/23/2023			<0.005	<0.005	<0.005	
1/24/2023	<0.005	<0.005				<0.005
8/8/2023	<0.005	<0.005	<0.005	<0.005	<0.005	<0.005
2/13/2024	<0.005	<0.005	<0.005	<0.005	0.01	<0.005
8/5/2024	<0.005	<0.005	<0.005			
8/6/2024				<0.005	<0.005	<0.005

ND substitution: RL or RL/2 if <15% NDs.

Time Series

Constituent: Chromium (mg/L) Analysis Run 10/21/2024 3:22 PM View: Descriptive

Plant Hammond Client: Southern Company Data: Hammond AP-2

	HGWA-44D (bg)	HGWA-5 (bg)	HGWA-6 (bg)	HGWC-14	HGWC-15	HGWC-16
5/19/2016		<0.005				
5/20/2016			<0.005			
5/23/2016				<0.005	<0.005	<0.005
7/11/2016		<0.005	<0.005			
7/12/2016				<0.005	<0.005	<0.005
8/30/2016		<0.005	<0.005			
9/1/2016				<0.005	<0.005	<0.005
10/20/2016		<0.005	<0.005			
10/24/2016				<0.005	<0.005	
10/25/2016						<0.005
12/7/2016				<0.005	<0.005	<0.005
12/8/2016		<0.005	<0.005			
1/24/2017		<0.005	<0.005			
1/26/2017				<0.005	<0.005	<0.005
3/21/2017		<0.005	0.0007 (J)			
3/22/2017						0.0021 (J)
3/23/2017				<0.005	0.0005 (J)	
5/23/2017		<0.005	<0.005			
5/24/2017				<0.005	<0.005	<0.005
4/3/2018		<0.005	<0.005		<0.005	<0.005
4/4/2018				<0.005		
3/12/2019		<0.005	<0.005			
3/14/2019				<0.005	<0.005	
3/15/2019						<0.005
4/2/2019		<0.005	<0.005			
4/4/2019					<0.005	<0.005
4/5/2019				<0.005		
9/24/2019		<0.005	<0.005	<0.005	0.00041 (J)	
9/25/2019						<0.005
3/2/2020		0.0005 (J)	<0.005			
3/3/2020				0.00042 (J)	<0.005	0.00071 (J)
3/25/2020			<0.005			
3/26/2020		<0.005			<0.005	
3/30/2020				0.00066 (J)		0.0004 (J)
9/15/2020		<0.005	<0.005			
9/16/2020	0.0012 (J)					
9/17/2020					<0.005	<0.005
9/18/2020				<0.005		
11/10/2020	0.00089 (J)					
12/15/2020	0.00072 (J)					
1/19/2021	0.0011 (J)					
2/9/2021	0.00066 (J)	<0.005	<0.005			
2/10/2021						<0.005
2/11/2021				<0.005		
2/12/2021					<0.005	
3/10/2021	<0.005					
3/11/2021		0.0011 (J)	<0.005			
3/16/2021					0.0012 (J)	
3/17/2021				<0.005		<0.005
8/12/2021		<0.005	<0.005			
8/13/2021	0.0016 (J)					
8/18/2021				<0.005		

ND substitution: RL or RL/2 if <15% NDs.

Time Series

Constituent: Chromium (mg/L) Analysis Run 10/21/2024 3:22 PM View: Descriptive

Plant Hammond Client: Southern Company Data: Hammond AP-2

	HGWA-44D (bg)	HGWA-5 (bg)	HGWA-6 (bg)	HGWC-14	HGWC-15	HGWC-16
8/19/2021					<0.005	<0.005
2/1/2022	0.0013 (J)					
2/7/2022		<0.005	<0.005			
2/8/2022					<0.005	<0.005
2/9/2022				<0.005		
8/2/2022	<0.005					
8/10/2022		<0.005	<0.005			<0.005
8/11/2022				<0.005	<0.005	
1/24/2023	<0.005					
1/27/2023		<0.005	<0.005			
2/1/2023				<0.005	<0.005	<0.005
8/8/2023	<0.005	<0.005	<0.005			
8/13/2023				<0.005	<0.005	<0.005
2/13/2024	<0.005	<0.005	<0.005			
2/17/2024				<0.005	<0.005	
2/18/2024						<0.005
8/6/2024	<0.005	<0.005	<0.005			
8/8/2024					<0.005	
8/9/2024						<0.005
8/10/2024				<0.005		

ND substitution: RL or RL/2 if <15% NDs.

Time Series

Constituent: Chromium (mg/L) Analysis Run 10/21/2024 3:22 PM View: Descriptive

Plant Hammond Client: Southern Company Data: Hammond AP-2

	HGWC-17	HGWC-18	MW-21D	MW-22	MW-23D	MW-33
5/23/2016	<0.005					
5/24/2016		<0.005				
7/12/2016	<0.005	<0.005				
9/1/2016	<0.005	<0.005				
10/25/2016	<0.005	<0.005				
12/7/2016	<0.005					
12/8/2016		<0.005				
1/26/2017	<0.005	<0.005				
3/22/2017	<0.005					
3/23/2017		0.0005 (J)				
5/25/2017	<0.005	<0.005				
4/3/2018	<0.005	<0.005				
3/14/2019		<0.005			<0.005	
3/15/2019	<0.005		<0.005	<0.005		
4/4/2019			<0.005			
4/5/2019	<0.005	<0.005		<0.005	<0.005	
9/25/2019	<0.005	<0.005	<0.005			
9/26/2019					<0.005	
9/27/2019				0.0004 (J)		
3/2/2020				<0.005	<0.005	
3/3/2020	0.0018 (J)	0.0004 (J)	<0.005			
3/27/2020				<0.005		
3/31/2020	<0.005	<0.005				
4/1/2020			<0.005		0.00086 (J)	0.00069 (J)
6/17/2020			0.00057 (J)			<0.005
9/15/2020		0.00063 (J)				
9/16/2020	<0.005					
9/17/2020				<0.005	<0.005	
9/21/2020			<0.005			<0.005
2/11/2021	0.00074 (J)	<0.005	<0.005			
2/12/2021					<0.005	<0.005
2/15/2021				<0.005		
3/17/2021				0.00075 (J)	0.00083 (J)	
3/18/2021	0.00069 (J)	<0.005	0.00074 (J)			<0.005
8/18/2021	<0.005					<0.005
8/19/2021		<0.005	<0.005	<0.005	<0.005	
2/8/2022	<0.005	<0.005	<0.005	<0.005		<0.005
2/10/2022					<0.005	
8/10/2022	<0.005	<0.005				<0.005
8/11/2022			<0.005	<0.005	<0.005	
1/27/2023			<0.005			<0.005
1/30/2023	<0.005			<0.005		
2/1/2023		<0.005			<0.005	
8/12/2023			<0.005			
8/13/2023	<0.005	<0.005		<0.005	<0.005	<0.005
2/17/2024	<0.005					
2/18/2024		<0.005	<0.005	<0.005	<0.005	<0.005
8/8/2024	<0.005					
8/9/2024		<0.005	<0.005		<0.005	0.0028 (J)
8/10/2024				<0.005		

ND substitution: RL or RL/2 if <15% NDs.

Time Series

Constituent: Chromium (mg/L) Analysis Run 10/21/2024 3:22 PM View: Descriptive

Plant Hammond Client: Southern Company Data: Hammond AP-2

	MW-34D	MW-35	MW-37D	MW-51
6/18/2020	0.0059 (J)	<0.005	0.0048 (J)	
9/21/2020		0.00079 (J)		
9/23/2020	<0.005		<0.005	
2/11/2021			0.0014 (J)	
2/15/2021		<0.005		
3/12/2021			<0.005	
3/19/2021		0.00083 (J)		
8/16/2021	<0.005			
8/18/2021		<0.005	<0.005	<0.005
2/8/2022		<0.005	<0.005	<0.005
2/9/2022	<0.005			
8/10/2022	<0.005		<0.005	
8/11/2022		<0.005		<0.005
1/30/2023	<0.005		<0.005	
2/1/2023		<0.005		<0.005
8/12/2023	<0.005	<0.005		<0.005
8/13/2023			<0.005	
2/18/2024	<0.005		<0.005	
2/19/2024		<0.005		<0.005
8/9/2024		<0.005		<0.005
8/10/2024	<0.005		<0.005	

ND substitution: RL or RL/2 if <15% NDs.

Time Series

Constituent: Cobalt (mg/L) Analysis Run 10/21/2024 3:22 PM View: Descriptive

Plant Hammond Client: Southern Company Data: Hammond AP-2

	HGWA-1 (bg)	HGWA-2 (bg)	HGWA-3 (bg)	HGWA-4 (bg)	HGWA-42D (bg)	HGWA-43D (bg)
5/19/2016	<0.005	0.0293	<0.005	<0.005		
7/11/2016	0.0004 (J)	0.0267		<0.005		
7/12/2016			<0.005			
8/30/2016	<0.005	0.028	<0.005	<0.005		
10/19/2016	<0.005	0.0201	<0.005	<0.005		
12/6/2016	<0.005	0.0184	<0.005	<0.005		
1/24/2017	<0.005	0.0206	<0.005	<0.005		
3/21/2017	<0.005	0.0251	<0.005	<0.005		
5/22/2017	<0.005	0.0263	<0.005			
5/23/2017				<0.005		
4/2/2018	<0.005	0.019		<0.005		
4/3/2018			<0.005			
6/4/2018	<0.005	0.025	<0.005	<0.005		
10/1/2018	<0.005	0.026	<0.005	<0.005		
3/11/2019				<0.005		
3/12/2019	<0.005	0.017	<0.005			
4/1/2019			<0.005			
4/2/2019	<0.005	0.019		<0.005		
9/23/2019	<0.005	0.038	<0.005			
9/24/2019				<0.005		
3/2/2020	<0.005	0.019	<0.005	0.00063 (J)		
3/25/2020	<0.005	0.02	<0.005			
3/26/2020				0.00058 (J)		
9/15/2020	<0.005	0.021	<0.005	<0.005		
9/16/2020						<0.005
9/17/2020					<0.005	
11/10/2020						<0.005
11/11/2020					<0.005	
12/15/2020					0.00049 (J)	<0.005
1/19/2021						<0.005
1/20/2021					<0.005	
2/8/2021	<0.005			0.00074 (J)	<0.005	
2/9/2021		0.02	<0.005			<0.005
3/10/2021	<0.005			0.00065 (J)	<0.005	
3/11/2021		0.013	<0.005			<0.005
8/11/2021	<0.005					<0.005
8/12/2021		0.022	<0.005	0.0007 (J)	<0.005	
2/1/2022	<0.005	0.025	<0.005			<0.005
2/7/2022				0.00068 (J)	<0.005	
8/2/2022	0.00054 (J)	0.024	<0.005	0.00066 (J)		<0.005
8/9/2022					<0.005	
1/23/2023			<0.005	0.00049 (J)	<0.005	
1/24/2023	<0.005	0.024				<0.005
8/8/2023	0.0008 (J)	0.029	<0.005	0.00041 (J)	<0.005	<0.005
2/13/2024	<0.005	0.022	<0.005	0.00056 (J)	<0.005	<0.005
8/5/2024	0.00055 (J)	0.032	<0.005			
8/6/2024				<0.005	0.0024 (J)	<0.005

ND substitution: RL or RL/2 if <15% NDs.

Time Series

Constituent: Cobalt (mg/L) Analysis Run 10/21/2024 3:22 PM View: Descriptive

Plant Hammond Client: Southern Company Data: Hammond AP-2

	HGWA-44D (bg)	HGWA-5 (bg)	HGWA-6 (bg)	HGWC-14	HGWC-15	HGWC-16
5/19/2016		<0.005				
5/20/2016			<0.005			
5/23/2016				<0.25	0.0419 (J)	<0.005
7/11/2016		0.001 (J)	<0.005			
7/12/2016				0.0232	0.0393	<0.005
8/30/2016		0.001 (J)	<0.005			
9/1/2016				0.0248	0.045	<0.005
10/20/2016		0.0008 (J)	<0.005			
10/24/2016				0.0253	0.0557	
10/25/2016						<0.005
12/7/2016				0.0269	0.0536	<0.005
12/8/2016		0.0006 (J)	<0.005			
1/24/2017		0.0006 (J)	<0.005			
1/26/2017				0.0294	0.055	<0.005
3/21/2017		0.0008 (J)	<0.005			
3/22/2017						<0.005
3/23/2017				0.0311	0.0715	
5/23/2017		0.0006 (J)	<0.005			
5/24/2017				0.0279	0.0446	<0.005
4/3/2018		<0.005	<0.005		0.032	<0.005
4/4/2018				0.025		
6/5/2018		<0.005	<0.005			
6/6/2018				0.027	0.032	<0.005
10/2/2018		<0.005	<0.005			
10/3/2018				0.023	0.051	<0.005
3/12/2019		0.00099 (J)	<0.005			
3/14/2019				0.025	0.038	
3/15/2019						<0.005
4/2/2019		0.0012 (J)	<0.005			
4/4/2019					0.035	0.00028 (J)
4/5/2019				0.021		
9/24/2019		0.00063 (J)	<0.005	0.026	0.022	
9/25/2019						<0.005
3/2/2020		0.00093 (J)	<0.005			
3/3/2020				0.029	0.03	0.00037 (J)
3/25/2020			<0.005			
3/26/2020		0.0013 (J)			0.022	
3/30/2020				0.028		<0.005
9/15/2020		0.00047 (J)	<0.005			
9/16/2020	<0.005					
9/17/2020					0.026	<0.005
9/18/2020				0.027		
11/10/2020	<0.005					
12/15/2020	<0.005					
1/19/2021	<0.005					
2/9/2021	<0.005	0.00071 (J)	<0.005			
2/10/2021						<0.005
2/11/2021				0.033		
2/12/2021					0.019	
3/10/2021	<0.005					
3/11/2021		0.0013 (J)	<0.005			
3/16/2021					0.018	

ND substitution: RL or RL/2 if <15% NDs.

Time Series

Constituent: Cobalt (mg/L) Analysis Run 10/21/2024 3:22 PM View: Descriptive

Plant Hammond Client: Southern Company Data: Hammond AP-2

	HGWA-44D (bg)	HGWA-5 (bg)	HGWA-6 (bg)	HGWC-14	HGWC-15	HGWC-16
3/17/2021				0.034		<0.005
8/12/2021		<0.005	<0.005			
8/13/2021	<0.005					
8/18/2021				0.033		
8/19/2021					0.011	<0.005
2/1/2022	<0.005					
2/7/2022		0.00055 (J)	<0.005			
2/8/2022					0.0081	<0.005
2/9/2022				0.038		
8/2/2022	<0.005					
8/10/2022		<0.005	<0.005			<0.005
8/11/2022				0.037	0.0088	
1/24/2023	<0.005					
1/27/2023		0.00063 (J)	<0.005			
2/1/2023				0.035	0.0091	<0.005
8/8/2023	<0.005	<0.005	<0.005			
8/13/2023				0.036	0.0016 (J)	<0.005
2/13/2024	<0.005	0.00039 (J)	<0.005			
2/17/2024				0.038	0.0058	
2/18/2024						<0.005
8/6/2024	<0.005	0.0004 (J)	0.0014 (J)			
8/8/2024					0.0024 (J)	
8/9/2024						<0.005
8/10/2024				0.037		

ND substitution: RL or RL/2 if <15% NDs.

Time Series

Constituent: Cobalt (mg/L) Analysis Run 10/21/2024 3:22 PM View: Descriptive

Plant Hammond Client: Southern Company Data: Hammond AP-2

	HGWC-17	HGWC-18	MW-21D	MW-22	MW-23D	MW-33
5/23/2016	0.0167					
5/24/2016		0.17 (J)				
7/12/2016	0.0148	0.168				
9/1/2016	0.0151	0.18				
10/25/2016	0.0141	0.188				
12/7/2016	0.0141					
12/8/2016		0.206				
1/26/2017	0.0154	0.195				
3/22/2017	0.0169					
3/23/2017		0.223				
5/25/2017	0.0154	0.209				
4/3/2018	0.016	0.19				
6/5/2018		0.19				
6/6/2018	0.018					
10/3/2018	0.016	0.19				
3/14/2019		0.16			0.0013 (J)	
3/15/2019	0.017		<0.005	0.028		
4/4/2019			0.00034 (J)			
4/5/2019	0.016	0.14		0.022	0.0012 (J)	
9/25/2019	0.015	0.18	<0.005			
9/26/2019					0.00098 (J)	
9/27/2019				0.035		
1/22/2020						0.052
3/2/2020				0.043	0.0011 (J)	
3/3/2020	0.016	0.15	<0.005			
3/27/2020				0.025		
3/31/2020	0.016	0.16				
4/1/2020			<0.005		0.0011 (J)	0.058
6/17/2020			<0.005			0.053
9/15/2020		0.16				
9/16/2020	0.013					
9/17/2020				0.029	0.00096 (J)	
9/21/2020			<0.005			0.047
2/11/2021	0.012	0.14	<0.005			
2/12/2021					0.001 (J)	0.055
2/15/2021				0.038		
3/17/2021				0.039	0.0011 (J)	
3/18/2021	0.012	0.14	<0.005			0.057
8/18/2021	0.009					0.054
8/19/2021		0.15	<0.005	0.022	0.00089 (J)	
2/8/2022	0.0066	0.16	<0.005	0.034		0.048
2/10/2022					0.001 (J)	
8/10/2022	0.012	0.16				0.046
8/11/2022			<0.005	0.015	0.00088 (J)	
1/27/2023			<0.005			0.034
1/30/2023	0.011			0.027		
2/1/2023		0.11			0.00081 (J)	
8/12/2023			<0.005			
8/13/2023	0.009	0.14		0.0089	0.00073 (J)	0.061
2/17/2024	0.0036 (J)					
2/18/2024		0.15	<0.005	0.019	0.00086 (J)	0.042
8/8/2024	0.0045 (J)					

ND substitution: RL or RL/2 if <15% NDs.

Time Series

Constituent: Cobalt (mg/L) Analysis Run 10/21/2024 3:22 PM View: Descriptive

Plant Hammond Client: Southern Company Data: Hammond AP-2

	HGWC-17	HGWC-18	MW-21D	MW-22	MW-23D	MW-33
8/9/2024		0.091	<0.005		0.00068 (J)	0.068
8/10/2024				0.015		

ND substitution: RL or RL/2 if <15% NDs.

Time Series

Constituent: Cobalt (mg/L) Analysis Run 10/21/2024 3:22 PM View: Descriptive

Plant Hammond Client: Southern Company Data: Hammond AP-2

	MW-34D	MW-35	MW-37D	MW-51
6/18/2020	0.011	0.091	0.0015 (J)	
9/21/2020		0.084		
9/23/2020	0.0056		<0.005	
2/11/2021			0.00048 (J)	
2/15/2021		0.095		
3/12/2021			<0.005	
3/19/2021		0.1		
8/16/2021	0.0093			
8/18/2021		0.085	<0.005	0.03
2/8/2022		0.09	<0.005	0.031
2/9/2022	0.0065			
8/10/2022	0.0066		<0.005	
8/11/2022		0.082		0.027
1/30/2023	0.0071		<0.005	
2/1/2023		0.088		0.021 (J)
8/12/2023	0.0058	0.082		0.022
8/13/2023			<0.005	
2/18/2024	0.0067		<0.005	
2/19/2024		0.084		0.046
8/9/2024		0.084		0.027
8/10/2024	0.0064		<0.005	

ND substitution: RL or RL/2 if <15% NDs.

Time Series

Constituent: Combined Radium 226 + 228 (pCi/L) Analysis Run 10/21/2024 3:22 PM View: Descriptive

Plant Hammond Client: Southern Company Data: Hammond AP-2

	HGWA-1 (bg)	HGWA-2 (bg)	HGWA-3 (bg)	HGWA-4 (bg)	HGWA-42D (bg)	HGWA-43D (bg)
5/19/2016	0.397 (U)	0.627 (U)	0.342 (U)	0.662 (U)		
7/11/2016	0.738 (U)	1.38		1.19		
7/12/2016			0.499 (U)			
8/30/2016	0.581 (U)	1.05 (U)	0.976 (U)	0.847 (U)		
10/19/2016	0.213 (U)	1.11 (U)	0.626 (U)	2.34		
12/6/2016	0.444 (U)	0.741 (U)	0.805 (U)	0.925 (U)		
1/24/2017	0.373 (U)	0.908 (U)	0.336 (U)	0.607 (U)		
3/21/2017	0.816 (U)	0.567 (U)	0.358 (U)	0.074 (U)		
5/22/2017	0.554 (U)	0.638 (U)	0.744 (U)			
5/23/2017				0.55 (U)		
4/2/2018	0.405 (U)	0.761 (U)		0.371 (U)		
4/3/2018			0.684 (U)			
6/4/2018	1.13 (U)	0.975 (U)	0.0291 (U)	0.622 (U)		
10/1/2018	0.132 (U)	0.434 (U)	0.781 (U)	0.132 (U)		
3/11/2019				0.781 (U)		
3/12/2019	0.327 (U)	0.454 (U)	1.01 (U)			
4/1/2019			0.76 (U)			
4/2/2019	0.739 (U)	0.651 (U)		0.494 (U)		
9/24/2019				0.455 (U)		
9/30/2019	0.306 (U)	1.04 (U)	0.384 (U)			
3/2/2020	0.61 (U)	1.58	0.249 (U)	0.937 (U)		
3/25/2020	4.36	0.621 (U)	0.833 (U)			
3/26/2020				0.578 (U)		
9/15/2020	0.748 (U)	0.124 (U)	0.161 (U)	0.179 (U)		
9/16/2020						0.531 (U)
9/17/2020					0.665 (U)	
11/10/2020						0.788 (U)
11/11/2020					1.28	
12/15/2020					0.261 (U)	1.04 (U)
1/19/2021						0.685 (U)
1/20/2021					0.845 (U)	
2/8/2021	0.223 (U)			0.558 (U)	0.429 (U)	
2/9/2021		0.721 (U)	0.447 (U)			0.138 (U)
3/10/2021	0 (U)			0.281 (U)	1.21	
3/11/2021		0.737 (U)	0.128 (U)			1.51 (U)
8/11/2021	0.115 (U)					0.394 (U)
8/12/2021		0.746 (U)	0.389 (U)	0.359 (U)	0.11 (U)	
2/1/2022	0.143 (U)	0.588 (U)	0.266 (U)			1.12
2/7/2022				0.0978 (U)	0.066 (U)	
8/2/2022	0.203 (U)	0.861 (U)	0.4 (U)	0.963 (U)		0.662 (U)
1/23/2023			0.311 (U)	0.961	1.12	
1/24/2023	0.549 (U)	0.829 (U)				1.25
8/8/2023	0.195 (U)	0.175 (U)	0.411 (U)	0.463 (U)	0.463 (U)	0.503 (U)
2/13/2024	0.194 (U)	0.325 (U)	0.213 (U)	0.721 (U)	0.168 (U)	0.86 (U)
8/5/2024	0.64 (U)	1.27	0.371 (U)			
8/6/2024				0.369 (U)	0.917 (U)	0.674 (U)

Time Series

Constituent: Combined Radium 226 + 228 (pCi/L) Analysis Run 10/21/2024 3:22 PM View: Descriptive

Plant Hammond Client: Southern Company Data: Hammond AP-2

	HGWA-44D (bg)	HGWA-5 (bg)	HGWA-6 (bg)	HGWC-14	HGWC-15	HGWC-16
5/19/2016		0.685 (U)				
5/20/2016			0.843 (U)			
5/23/2016				0.568 (U)	0.171 (U)	
7/1/2016						0 (U)
7/11/2016		1.68	0.494 (U)			
7/12/2016				1.31	0.611 (U)	0.182 (U)
8/30/2016		2.42	0.946 (U)			
9/1/2016				1.64	0.766 (U)	1.23
10/20/2016		0.351 (U)	0.664 (U)			
10/24/2016				1.88	0.969	
10/25/2016						1.05 (U)
12/7/2016				1.35	0.302 (U)	1.11 (U)
12/8/2016		0.905 (U)	0.421 (U)			
1/24/2017		0.0774 (U)	0.965 (U)			
1/26/2017				2.1	0.626 (U)	1.29 (U)
3/21/2017		0.0599 (U)	0.139 (U)			
3/22/2017						0.453 (U)
3/23/2017				1.17	0.662 (U)	
5/23/2017		0.477 (U)	0.308 (U)			
5/24/2017				1 (U)	0.202 (U)	1.05 (U)
4/3/2018		0.858 (U)	0.828 (U)		0.384 (U)	0.783 (U)
4/4/2018				1.72		
6/5/2018		0.767 (U)	0.424 (U)			
6/6/2018				1.31 (U)	1.32 (U)	0.595 (U)
10/2/2018		0.489 (U)	0.643 (U)			
10/3/2018				1.48	0.858 (U)	1.03 (U)
3/12/2019		0.833 (U)	0.982 (U)			
3/14/2019				1.5	0.462 (U)	
3/15/2019						0.591 (U)
4/2/2019		1.07 (U)	0.621 (U)			
4/4/2019					0.512 (U)	0.96 (U)
4/5/2019				1.43 (U)		
9/24/2019		0.201 (U)	0.874 (U)	1.17	0.582 (U)	
9/25/2019						0.643 (U)
3/2/2020		0.547 (U)	0.676 (U)			
3/3/2020				1.84	1.43	1.32 (U)
3/25/2020			0.509 (U)			
3/26/2020		0.907 (U)			0.855 (U)	
3/30/2020				1.08 (U)		0.288 (U)
9/15/2020		0.601 (U)	1.36 (U)			
9/16/2020	0.422 (U)					
9/17/2020					0.395 (U)	1.1 (U)
9/18/2020				1.8 (U)		
11/10/2020	0.293 (U)					
12/15/2020	0.7 (U)					
1/19/2021	0.79 (U)					
2/9/2021	0.486 (U)	0.37 (U)	0.324 (U)			
2/10/2021						0.773 (U)
2/11/2021				0.73 (U)		
2/12/2021					1.65	
3/10/2021	0.811 (U)					
3/11/2021		1.07 (U)	0.601 (U)			

Time Series

Constituent: Combined Radium 226 + 228 (pCi/L) Analysis Run 10/21/2024 3:22 PM View: Descriptive

Plant Hammond Client: Southern Company Data: Hammond AP-2

	HGWA-44D (bg)	HGWA-5 (bg)	HGWA-6 (bg)	HGWC-14	HGWC-15	HGWC-16
3/16/2021					0.801 (U)	
3/17/2021				1.84		0.228 (U)
8/12/2021		0.922 (U)	0.0804 (U)			
8/13/2021	1.2					
8/18/2021				0.858 (U)		
8/19/2021					0.527 (U)	0.668 (U)
2/1/2022	0.665 (U)					
2/7/2022		0.106 (U)	0.346 (U)			
2/8/2022					0.0242 (U)	0.168 (U)
2/9/2022				0.346 (U)		
8/2/2022	0.952 (U)					
8/10/2022		0.568 (U)	0.648 (U)			
8/11/2022				1.31	0.656 (U)	0.249 (U)
1/24/2023	0.421 (U)					
1/27/2023		1.47 (U)	0.801 (U)			
2/1/2023				1.13	0.626 (U)	0.757 (U)
8/8/2023	0.163 (U)	0.222 (U)	0.168 (U)			
8/13/2023				0.801 (U)	0.785 (U)	0.281 (U)
2/13/2024	0.909	0.0243 (U)	0.153 (U)			
2/17/2024				0.439 (U)	0.576 (U)	
2/18/2024						0.248 (U)
8/6/2024	0.529 (U)	0.611 (U)	0.619 (U)			
8/8/2024					0.124 (U)	
8/9/2024						0.51 (U)
8/10/2024				0.844 (U)		

Time Series

Constituent: Combined Radium 226 + 228 (pCi/L) Analysis Run 10/21/2024 3:22 PM View: Descriptive

Plant Hammond Client: Southern Company Data: Hammond AP-2

	HGWC-17	HGWC-18	MW-21D	MW-22	MW-23D	MW-33
5/23/2016	0.618 (U)					
5/24/2016		1.82				
7/12/2016	0.867	1.76				
9/1/2016	0.857 (U)	1.51				
10/25/2016	1.11 (U)	2.69				
12/7/2016	0.964 (U)					
12/8/2016		2.21				
1/26/2017	0.612 (U)	2.26				
3/22/2017	0.437 (U)					
3/23/2017		1.81				
5/25/2017	1.21 (U)	1.63				
4/3/2018	0.409 (U)	2.53				
6/5/2018		1.91				
6/6/2018	0.772 (U)					
10/3/2018	1.08 (U)	2.22				
3/14/2019		1.37 (U)			0.872 (U)	
3/15/2019	0.917 (U)		0.972 (U)	0.977		
4/4/2019			0.791 (U)			
4/5/2019	1.07 (U)	2.22		1.06 (U)	0.932 (U)	
9/25/2019	1.54	2.77	0.751 (U)			
9/26/2019					1.25	
9/27/2019				1.44 (U)		
3/2/2020				0.872 (U)	0.964 (U)	
3/3/2020	1.33	2.35	1.94			
3/27/2020				0.96 (U)		
3/31/2020	0.591 (U)	2.7				
4/1/2020			0.758 (U)		0.914 (U)	2.57
6/17/2020			0.691 (U)			1.43 (U)
9/15/2020		1.65				
9/16/2020	0.295 (U)					
9/17/2020				0.0879 (U)	0.32 (U)	
9/21/2020			0.436 (U)			2.53
2/11/2021	0.831 (U)	1.11	0.317 (U)			
2/12/2021					1.21 (U)	2.26
2/15/2021				0.215 (U)		
3/17/2021				0.981 (U)	0.579 (U)	
3/18/2021	0.856 (U)	1.63	0.5 (U)			0.733 (U)
8/18/2021	0.548 (U)					1.77
8/19/2021		1.45	1.17	0.689 (U)	0.69 (U)	
2/8/2022	1 (U)	0.93 (U)	0.463 (U)	0.0657 (U)		0.967 (U)
2/10/2022					0.919 (U)	
8/11/2022	0.361 (U)	1.46	0.691 (U)	0.789 (U)	0.39 (U)	1.52
1/27/2023			0.256 (U)			1.44 (U)
1/30/2023	0.5 (U)			0.621 (U)		
2/1/2023		0.871			0.406 (U)	
8/12/2023			0.297 (U)			
8/13/2023	0.678 (U)	1.03		0.361 (U)	0.0608 (U)	0.773 (U)
2/17/2024	0.633 (U)					
2/18/2024		0.757 (U)	0.127 (U)	0.471 (U)	0.339 (U)	0.552 (U)
8/8/2024	0.721 (U)					
8/9/2024		1.12	0.526 (U)		0.965 (U)	0.729 (U)
8/10/2024				0.57 (U)		

Time Series

Constituent: Combined Radium 226 + 228 (pCi/L) Analysis Run 10/21/2024 3:22 PM View: Descriptive

Plant Hammond Client: Southern Company Data: Hammond AP-2

	MW-34D	MW-35	MW-37D	MW-51
6/18/2020	1.36	2.02	1.79	
9/21/2020		3.85		
9/23/2020	0.563 (U)		0.98 (U)	
2/11/2021			0.12 (U)	
2/15/2021		1.52		
3/12/2021			0.578 (U)	
3/19/2021		0.524 (U)		
8/16/2021	0.693 (U)			
8/18/2021		1.67	1.31	0.973 (U)
2/8/2022		1.38	0.345 (U)	0.431 (U)
2/9/2022	0.297 (U)			
8/11/2022	1.05	1.71	0.505 (U)	1.02
1/30/2023	0.689 (U)		0.309 (U)	
2/1/2023		1.24		0.82 (U)
8/12/2023	0.676 (U)	0.897 (U)		0.484 (U)
8/13/2023			0.308 (U)	
2/18/2024	0.515 (U)		0.535 (U)	
2/19/2024		1.43		0.995 (U)
8/9/2024		0.703 (U)		0.478 (U)
8/10/2024	0.59 (U)		0.769 (U)	

Time Series

Constituent: Field pH (s.u.) Analysis Run 10/21/2024 3:22 PM View: Descriptive

Plant Hammond Client: Southern Company Data: Hammond AP-2

	HGWA-1 (bg)	HGWA-2 (bg)	HGWA-3 (bg)	HGWA-4 (bg)	HGWA-42D (bg)	HGWA-43D (bg)
5/19/2016	7.27	5.81	7.45	6.51		
7/11/2016	7.06	5.68		6.65		
7/12/2016			7.32			
8/30/2016	7.28	5.63	7.43	7.14		
10/19/2016	7.02	5.46	7.03	7.08		
12/6/2016	7.09	5.38	7.08	7		
1/24/2017	7.2	5.37	7.39	6.16		
3/21/2017	7.01	4.9	6.83	6.07		
5/22/2017	7.11	5.2	7.02			
5/23/2017				6.28		
10/3/2017	7.21	5.3	7.47	6.45		
4/2/2018	7.1	5.4		6.23		
4/3/2018			7.38			
6/4/2018	7.06	5.27	7.38	6.82		
10/1/2018	7.09	5.31	7.13	5.73		
3/11/2019				6.27		
3/12/2019	7.03	5.42	7.29			
4/1/2019			7.16			
4/2/2019	6.86	5.41		6.66		
9/23/2019	7.02	5.33	7.3			
9/24/2019				6.16		
3/2/2020	7.1	5.43	7.12	5.63		
3/25/2020	6.95	5.36	7.4			
3/26/2020				5.77		
9/15/2020	7.15	5.22	7.29	5.75		
9/16/2020						7.52
9/17/2020					7.62	
11/10/2020						7.27
11/11/2020					7.68	
12/15/2020					7.64	7.39
1/19/2021						7.39
1/20/2021					7.68	
2/8/2021	7.11			4.94	7.64	
2/9/2021		5.42	7.23			7.44
3/10/2021	6.95			5.28	7.7	
3/11/2021		5.8	7.33			7.46
8/11/2021	6.98					7.4
8/12/2021		5.05	7.31	5.26	7.7	
2/1/2022	7.19	5.24	7.45			7.52
2/7/2022				5.24	7.85	
8/2/2022	7.03	4.57	7.02	4.86		7.15
8/9/2022					7.58	
1/23/2023			7.32	5.62	7.55	
1/24/2023	6.76	5.22				7.56
8/8/2023	7.05	5.01	7.42	6.03	7.72	7.39
2/13/2024	7.06	5.49	7.35	5.98	7.68	7.47
8/5/2024	7.29	4.91	7.27			
8/6/2024				6.14	7.64	7.46

Time Series

Constituent: Field pH (s.u.) Analysis Run 10/21/2024 3:22 PM View: Descriptive

Plant Hammond Client: Southern Company Data: Hammond AP-2

	HGWA-44D (bg)	HGWA-5 (bg)	HGWA-6 (bg)	HGWC-14	HGWC-15	HGWC-16
5/19/2016		6.62				
5/20/2016			7.58			
5/23/2016				4.56	6.17	7.15
7/11/2016		6.54	7.32			
7/12/2016				4.49	6.17	7.1
8/30/2016		6.38	7.69			
9/1/2016				4.54	6.22	7.29
10/20/2016		6.52	7.43			
10/24/2016				4.63	5.97	
10/25/2016						7.03
12/7/2016				4.6	5.87	6.85
12/8/2016		6.5	7.56			
1/24/2017		6.59	7.52			
1/26/2017				4.8	6.05	7.07
3/21/2017		6.55	7.4			
3/22/2017						7.15
3/23/2017				4.57	5.79	
5/23/2017		6.5	7.53			
5/24/2017				4.61	6.01	7.11
10/3/2017		6.63	7.51			
10/4/2017				4.74	5.82	7.17
4/3/2018		6.59	7.53		5.98	7.07
4/4/2018				4.5		
6/5/2018		6.44	7.37			
6/6/2018				4.49	6.12	7
10/2/2018		6.35	7.36			
10/3/2018				4.67	5.92	6.94
3/12/2019		6.42	7.5			
3/14/2019				4.66	5.71	
3/15/2019						7.09
4/2/2019		6.38	7.46			
4/4/2019					5.66	6.95
4/5/2019				4.67		
9/24/2019		6.4	7.41	4.77	6.33	
9/25/2019						6.92
3/2/2020		6.8	7.67			
3/3/2020				4.77	6	7.1
3/25/2020			7.39			
3/26/2020		6.38			6.03	
3/30/2020				4.57		7.09
9/15/2020		6.33	7.37			
9/16/2020	7.83					
9/17/2020					6.11	7.11
9/18/2020				4.88		
11/10/2020	7.84					
12/15/2020	7.87					
1/19/2021	7.86					
2/9/2021	7.84	6.35	7.4			
2/10/2021						7.08
2/11/2021				4.84		
2/12/2021					5.99	
3/10/2021	7.92					

Time Series

Constituent: Field pH (s.u.) Analysis Run 10/21/2024 3:22 PM View: Descriptive

Plant Hammond Client: Southern Company Data: Hammond AP-2

	HGWA-44D (bg)	HGWA-5 (bg)	HGWA-6 (bg)	HGWC-14	HGWC-15	HGWC-16
3/11/2021		6.48	7.56			
3/16/2021					6.08	
3/17/2021				4.72		7.19
8/12/2021		6.46	7.47			
8/13/2021	7.77					
8/18/2021				4.9		
8/19/2021					6.18	7.04
2/1/2022	8.25					
2/7/2022		6.51	7.65			
2/8/2022					6.04	7.18
2/9/2022				4.97		
8/2/2022	7.9					
8/10/2022		6.22	7.53			7.09
8/11/2022				4.93	6.29	
1/24/2023	8.22					
1/27/2023		6.52	7.66			
2/1/2023				4.93	6.22	7.15
8/8/2023	8.2	6.5	7.6			
8/13/2023				4.83	6.66	7.13
2/13/2024	8.1	6.66	7.6			
2/17/2024				5.05	6.56	
2/18/2024						7.12
8/6/2024	8.36	6.4	7.56			
8/8/2024					6.6	
8/9/2024						7.32
8/10/2024				4.88		

Time Series

Constituent: Field pH (s.u.) Analysis Run 10/21/2024 3:22 PM View: Descriptive

Plant Hammond Client: Southern Company Data: Hammond AP-2

	HGWC-17	HGWC-18	MW-21D	MW-22	MW-23D	MW-33
5/23/2016	6.4					
5/24/2016		4.83				
7/12/2016	6.09	4.58				
9/1/2016	6.35	4.51				
10/25/2016	6.23	4.53				
12/7/2016	6.23					
12/8/2016		4.56				
1/26/2017	6.24	4.61				
3/22/2017	6.25					
3/23/2017		4.63				
5/25/2017	6.27	4.69				
10/4/2017	6.18	4.58				
4/3/2018	6.22	4.54				
6/5/2018		4.57				
6/6/2018	6.22					
10/3/2018	6.23	4.41				
3/14/2019		4.39			6.68	
3/15/2019	6.32		6.81	5.95		
4/4/2019			6.7			
4/5/2019	6.26	4.5		5.96	6.66	
9/25/2019	6.28	4.54	6.54			
9/26/2019					6.64	
9/27/2019				5.81		
3/2/2020				5.97	7.05	
3/3/2020	6.35	4.55	6.72			
3/27/2020				5.71		
3/31/2020	6.28	4.43				
4/1/2020			6.9		6.8	4.35
6/17/2020			6.47			4.36
9/15/2020		4.47				
9/16/2020	6.35					
9/17/2020				5.66	6.71	
9/21/2020			6.92			4.48
2/11/2021	6.31	4.53	6.87			
2/12/2021					6.8	4.4
2/15/2021				5.48		
3/17/2021				5.57	6.86	
3/18/2021	6.43	4.54	6.95			4.27
8/18/2021	6.43					4.42
8/19/2021		4.43	6.85	6.05	6.72	
2/8/2022	6.42	4.59	7.09	5.37		4.42
2/10/2022					6.87	
8/10/2022	6.29	4.41				4.36
8/11/2022			6.96	5.3	6.57	
1/27/2023			7.31			5.61
1/30/2023	6.44			5.47		
2/1/2023		4.66			6.69	
8/12/2023			7.17			
8/13/2023	6.46	4.75		5.54	6.82	4.54
2/17/2024	6.54					
2/18/2024		4.73	7.19	5.57	6.92	4.74
8/8/2024	6.9					

Time Series

Constituent: Field pH (s.u.) Analysis Run 10/21/2024 3:22 PM View: Descriptive

Plant Hammond Client: Southern Company Data: Hammond AP-2

	HGWC-17	HGWC-18	MW-21D	MW-22	MW-23D	MW-33
8/9/2024		4.95	7.42		6.88	4.87
8/10/2024				5.59		

Time Series

Constituent: Field pH (s.u.) Analysis Run 10/21/2024 3:22 PM View: Descriptive

Plant Hammond Client: Southern Company Data: Hammond AP-2

	MW-34D	MW-35	MW-37D	MW-51
6/17/2020	7.35	5.46	7.78	
9/21/2020		5.4		
9/23/2020	7.05		7.62	
2/11/2021			7.42	
2/15/2021		4.82		
3/12/2021			7.5	
3/19/2021		4.89		
8/16/2021	7.05			
8/18/2021		4.89	7.52	6.19
2/8/2022		4.86	7.63	6.57
2/9/2022	7.21			
8/10/2022	7		7.47	
8/11/2022		4.86		6.37
1/30/2023	6.99		7.56	
2/1/2023		4.89		6.37
8/12/2023	7.06	5.05		6.6
8/13/2023			7.61	
2/18/2024	7.02		7.65	
2/19/2024		5.51		6.08
8/9/2024		5.05		6.49
8/10/2024	7.11		7.71	

Time Series

Constituent: Fluoride (mg/L) Analysis Run 10/21/2024 3:22 PM View: Descriptive

Plant Hammond Client: Southern Company Data: Hammond AP-2

	HGWA-1 (bg)	HGWA-2 (bg)	HGWA-3 (bg)	HGWA-4 (bg)	HGWA-42D (bg)	HGWA-43D (bg)
5/19/2016	0.105 (J)	0.0303 (J)	0.0513 (J)	0.036 (J)		
7/11/2016	0.16 (J)	0.05 (J)		0.09 (J)		
7/12/2016			0.12 (J)			
8/30/2016	0.09 (J)	0.06 (J)	0.09 (J)	0.06 (J)		
10/19/2016	0.1 (J)	0.04 (J)	0.1 (J)	0.07 (J)		
12/6/2016	0.11 (J)	0.36	0.21 (J)	0.07 (J)		
1/24/2017	0.09 (J)	<0.1	0.06 (J)	<0.1		
3/21/2017	0.13 (J)	<0.1	0.005 (J)	<0.1		
5/22/2017	0.12 (J)	<0.1	0.05 (J)			
5/23/2017				0.01 (J)		
10/3/2017	0.13 (J)	<0.1	0.13 (J)	<0.1		
4/2/2018	<0.3	<0.1		<0.1		
4/3/2018			<0.1			
6/4/2018	0.074 (J)	<0.1	<0.1	0.097 (J)		
10/1/2018	<0.3	<0.1	<0.1	<0.1		
3/11/2019				0.035 (J)		
3/12/2019	0.29 (J)	0.038 (J)	0.072 (J)			
4/1/2019			0.029 (J)			
4/2/2019	0.1 (J)	0.071 (J)		<0.1		
9/23/2019	0.078 (J)	<0.1	<0.1			
9/24/2019				<0.1		
3/2/2020	0.076 (J)	<0.1	<0.1	<0.1		
3/25/2020	0.098 (J)	<0.1	<0.1			
3/26/2020				<0.1		
9/15/2020	0.082 (J)	<0.1	<0.1	<0.1		
9/16/2020						0.22
9/17/2020					0.2	
11/10/2020						0.19
11/11/2020					0.1	
12/15/2020					0.11	0.21
1/19/2021						0.16
1/20/2021					0.082 (J)	
2/8/2021	0.078 (J)			<0.1	0.096 (J)	
2/9/2021		<0.1	0.074 (J)			0.19
3/10/2021	0.079 (J)			<0.1	0.11	
3/11/2021		0.1	<0.1			0.2
8/11/2021	0.058 (J)					0.15
8/12/2021		<0.1	<0.1	<0.1	0.079 (J)	
2/1/2022	0.064 (J)	<0.1	<0.1			0.19
2/7/2022				<0.1	0.085 (J)	
8/2/2022	0.09 (J)	0.053 (J)	0.067 (J)	0.076 (J)		0.22
8/9/2022					0.12	
1/23/2023			0.061 (J)	0.12	0.11	
1/24/2023	0.089 (J)	0.053 (J)				0.23
8/8/2023	0.088 (J)	0.07 (J)	0.055 (J)	0.11	0.1	0.18
2/13/2024	0.071 (J)	0.17	<0.1	0.13	0.087 (J)	0.2
8/5/2024	0.11	0.12	0.077 (J)			
8/6/2024				0.19	0.12	0.21

ND substitution: RL or RL/2 if <15% NDs.

Time Series

Constituent: Fluoride (mg/L) Analysis Run 10/21/2024 3:22 PM View: Descriptive

Plant Hammond Client: Southern Company Data: Hammond AP-2

	HGWA-44D (bg)	HGWA-5 (bg)	HGWA-6 (bg)	HGWC-14	HGWC-15	HGWC-16
5/19/2016		0.08 (J)				
5/20/2016			0.065 (J)			
5/23/2016				<0.1	<0.1	0.038 (J)
7/11/2016		0.09 (J)	0.13 (J)			
7/12/2016				0.2 (J)	0.09 (J)	0.26 (J)
8/30/2016		0.08 (J)	0.07 (J)			
9/1/2016				0.08 (J)	0.22 (J)	0.42
10/20/2016		0.1 (J)	0.06 (J)			
10/24/2016				0.04 (J)	0.07 (J)	
10/25/2016						0.25 (J)
12/7/2016				0.11 (J)	0.23 (J)	0.23 (J)
12/8/2016		0.08 (J)	0.06 (J)			
1/24/2017		0.09 (J)	0.02 (J)			
1/26/2017				0.13 (J)	<0.1	0.02 (J)
3/21/2017		0.04 (J)	0.08 (J)			
3/22/2017						0.3
3/23/2017				0.28 (J)	0.12 (J)	
5/23/2017		0.04 (J)	0.006 (J)			
5/24/2017				0.32	0.31	0.46
10/3/2017		0.06 (J)	<0.1			
10/4/2017				0.52	0.6	<0.1
4/3/2018		<0.1	<0.1		<0.1	<0.1
4/4/2018				<0.1		
6/5/2018		0.083 (J)	0.055 (J)			
6/6/2018				0.25 (J)	0.17 (J)	<0.1
10/2/2018		<0.1	0.076 (J)			
10/3/2018				0.21 (J)	<0.1	<0.1
3/12/2019		0.079 (J)	0.061 (J)			
3/14/2019				0.24 (J)	<0.1	
3/15/2019						<0.1
4/2/2019		0.12 (J)	<0.1			
4/4/2019					0.066 (J)	<0.1
4/5/2019				0.66		
9/24/2019		0.058 (J)	<0.1	0.053 (J)	0.12 (J)	
9/25/2019						<0.1
3/2/2020		0.053 (J)	<0.1			
3/3/2020				<0.1	0.064 (J)	<0.1
3/25/2020			<0.1			
3/26/2020		0.066 (J)			<0.1	
3/30/2020				0.092 (J)		0.059 (J)
9/15/2020		0.061 (J)	<0.1			
9/16/2020	0.52					
9/17/2020					<0.1	<0.1
9/18/2020				<0.1		
11/10/2020	0.59					
12/15/2020	0.67					
1/19/2021	0.74					
2/9/2021	0.44	0.053 (J)	<0.1			
2/10/2021						0.21
2/11/2021				0.059 (J)		
2/12/2021					0.053 (J)	
3/10/2021	0.65					

ND substitution: RL or RL/2 if <15% NDs.

Time Series

Constituent: Fluoride (mg/L) Analysis Run 10/21/2024 3:22 PM View: Descriptive

Plant Hammond Client: Southern Company Data: Hammond AP-2

	HGWA-44D (bg)	HGWA-5 (bg)	HGWA-6 (bg)	HGWC-14	HGWC-15	HGWC-16
3/11/2021		0.06 (J)	0.17			
3/16/2021					<0.1	
3/17/2021				0.076 (J)		<0.1
8/12/2021		<0.1	<0.1			
8/13/2021	0.87					
8/18/2021				<0.1		
8/19/2021					<0.1	<0.1
2/1/2022	0.96					
2/7/2022		<0.1	<0.1			
2/8/2022					<0.1	<0.1
2/9/2022				0.053 (J)		
8/2/2022	0.8					
8/10/2022		0.078 (J)	0.067 (J)			0.054 (J)
8/11/2022				0.085 (J)	0.097 (J)	
1/24/2023	1.3					
1/27/2023		0.088 (J)	0.067 (J)			
2/1/2023				0.094 (J)	0.086 (J)	0.053 (J)
8/8/2023	1.3	0.059 (J)	0.072 (J)			
8/13/2023				0.1	0.12	0.053 (J)
2/13/2024	1.5	0.059 (J)	0.065 (J)			
2/17/2024				0.065 (J)	0.064 (J)	
2/18/2024						<0.1
8/6/2024	1.3	0.098 (J)	0.08 (J)			
8/8/2024					0.08 (J)	
8/9/2024						0.052 (J)
8/10/2024				0.19		

ND substitution: RL or RL/2 if <15% NDs.

Time Series

Constituent: Fluoride (mg/L) Analysis Run 10/21/2024 3:22 PM View: Descriptive

Plant Hammond Client: Southern Company Data: Hammond AP-2

	HGWC-17	HGWC-18	MW-21D	MW-22	MW-23D	MW-33
5/23/2016	<0.3					
5/24/2016		<0.3				
7/12/2016	0.09 (J)	0.54				
9/1/2016	0.03 (J)	0.49				
10/25/2016	0.07 (J)	0.58				
12/7/2016	0.54					
12/8/2016		0.63				
1/26/2017	<0.3	0.71				
3/22/2017	0.07 (J)					
3/23/2017		0.57				
5/25/2017	0.42	0.54				
10/4/2017	0.93	0.95				
4/3/2018	<0.3	0.33				
6/5/2018		0.66				
6/6/2018	0.23 (J)					
10/3/2018	<0.3	0.32				
3/14/2019		0.88			<0.1	
3/15/2019	<0.3		<0.1	<0.1		
4/4/2019			0.1 (J)			
4/5/2019	0.16 (J)	0.37		0.13 (J)	0.14 (J)	
9/25/2019	0.081 (J)	0.73	<0.1			
9/26/2019					0.16 (J)	
9/27/2019				0.28 (J)		
1/22/2020						0.18 (J)
3/2/2020				<0.1	<0.1	
3/3/2020	<0.3	0.34	<0.1			
3/27/2020				<0.1		
3/31/2020	<0.3	0.45				
4/1/2020			<0.1		<0.1	0.15 (J)
6/17/2020			<0.1			0.25
9/15/2020		0.31				
9/16/2020	0.058 (J)					
9/17/2020				<0.1	<0.1	
9/21/2020			<0.1			0.14
2/11/2021	0.058 (J)	0.71	<0.1			
2/12/2021					<0.1	0.25
2/15/2021				<0.1		
3/17/2021				<0.1	<0.1	
3/18/2021	0.057 (J)	0.64	<0.1			0.4
8/18/2021	0.062 (J)					0.16
8/19/2021		0.31	<0.1	<0.1	<0.1	
2/8/2022	0.055 (J)	0.19	<0.1	<0.1		0.14
2/10/2022					<0.1	
8/10/2022	0.086 (J)	0.3				0.21
8/11/2022			0.056 (J)	0.063 (J)	0.06 (J)	
1/27/2023			0.05 (J)			0.087 (J)
1/30/2023	0.097 (J)			0.064 (J)		
2/1/2023		0.21			0.074 (J)	
8/12/2023			<0.1			
8/13/2023	0.081 (J)	0.25		0.057 (J)	0.061 (J)	0.22
2/17/2024	0.057 (J)					
2/18/2024		0.17	<0.1	<0.1	<0.1	0.088 (J)

ND substitution: RL or RL/2 if <15% NDs.

Time Series

Constituent: Fluoride (mg/L) Analysis Run 10/21/2024 3:22 PM View: Descriptive

Plant Hammond Client: Southern Company Data: Hammond AP-2

	HGWC-17	HGWC-18	MW-21D	MW-22	MW-23D	MW-33
8/8/2024	0.066 (J)					
8/9/2024		0.28	0.078 (J)		0.075 (J)	0.39
8/10/2024				0.078 (J)		

Time Series

Constituent: Fluoride (mg/L) Analysis Run 10/21/2024 3:22 PM View: Descriptive

Plant Hammond Client: Southern Company Data: Hammond AP-2

	MW-34D	MW-35	MW-37D	MW-51
6/18/2020	0.082 (J)	0.053 (J)	0.1	
9/21/2020		<0.1		
9/23/2020	<0.1		0.065 (J)	
2/11/2021			0.077 (J)	
2/15/2021		0.093 (J)		
3/12/2021			0.061 (J)	
3/19/2021		0.082 (J)		
8/16/2021	0.066 (J)			
8/18/2021		0.052 (J)	0.05 (J)	0.072 (J)
2/8/2022		0.065 (J)	0.055 (J)	0.078 (J)
2/9/2022	0.051 (J)			
8/10/2022	0.081 (J)		0.084 (J)	
8/11/2022		0.088 (J)		0.11
1/30/2023	0.089 (J)		0.092 (J)	
2/1/2023		0.1		0.18
8/12/2023	0.062 (J)	0.077 (J)		0.1
8/13/2023			0.11	
2/18/2024	<0.1		0.05 (J)	
2/19/2024		0.16		0.12
8/9/2024		0.13		0.15
8/10/2024	0.1		0.094 (J)	

ND substitution: RL or RL/2 if <15% NDs.

Time Series

Constituent: Lead (mg/L) Analysis Run 10/21/2024 3:22 PM View: Descriptive

Plant Hammond Client: Southern Company Data: Hammond AP-2

	HGWA-1 (bg)	HGWA-2 (bg)	HGWA-3 (bg)	HGWA-4 (bg)	HGWA-42D (bg)	HGWA-43D (bg)
5/19/2016	<0.001	<0.001	<0.001	<0.001		
7/11/2016	<0.001	<0.001		<0.001		
7/12/2016			0.0001 (J)			
8/30/2016	<0.001	<0.001	<0.001	<0.001		
10/19/2016	<0.001	<0.001	<0.001	<0.001		
12/6/2016	<0.001	<0.001	<0.001	0.0002 (J)		
1/24/2017	<0.001	<0.001	<0.001	<0.001		
3/21/2017	<0.001	6E-05 (J)	0.0001 (J)	<0.001		
5/22/2017	<0.001	9E-05 (J)	<0.001			
5/23/2017				<0.001		
4/2/2018	<0.001	<0.001		<0.001		
4/3/2018			<0.001			
3/11/2019				<0.001		
3/12/2019	<0.001	<0.001	<0.001			
4/1/2019			<0.001			
4/2/2019	<0.001	<0.001		<0.001		
9/23/2019	7.8E-05 (J)	9.2E-05 (J)	<0.001			
9/24/2019				<0.001		
3/2/2020	4.8E-05 (J)	9.5E-05 (J)	<0.001	0.00026 (J)		
3/25/2020	<0.001	0.00011 (J)	<0.001			
3/26/2020				5.9E-05 (J)		
9/15/2020	<0.001	8E-05 (J)	4.2E-05 (J)	4.9E-05 (J)		
9/16/2020						5E-05 (J)
9/17/2020					6.2E-05 (J)	
11/10/2020						6.9E-05 (J)
11/11/2020					8.4E-05 (J)	
12/15/2020					0.00045 (J)	8.2E-05 (J)
1/19/2021						4.4E-05 (J)
1/20/2021					<0.001	
2/8/2021	5.8E-05 (J)			0.00024 (J)	8.1E-05 (J)	
2/9/2021		9.4E-05 (J)	<0.001			0.00029 (J)
3/10/2021	<0.001			0.00016 (J)	<0.001	
3/11/2021		7.6E-05 (J)	<0.001			9.4E-05 (J)
8/11/2021	<0.001					<0.001
8/12/2021		<0.001	<0.001	<0.001	<0.001	
2/1/2022	<0.001	<0.001	<0.001			<0.001
2/7/2022				<0.001	<0.001	
8/2/2022	<0.001	<0.001	<0.001	<0.001		<0.001
8/9/2022					<0.001	
1/23/2023			<0.001	<0.001	<0.001	
1/24/2023	<0.001	<0.001				<0.001
8/8/2023	<0.001	<0.001	<0.001	<0.001	<0.001	<0.001
2/13/2024	<0.001	0.00018 (J)	<0.001	0.00019 (J)	0.00085 (J)	<0.001
8/5/2024	<0.001	<0.001	<0.001			
8/6/2024				<0.001	<0.001	<0.001

ND substitution: RL or RL/2 if <15% NDs.

Time Series

Constituent: Lead (mg/L) Analysis Run 10/21/2024 3:22 PM View: Descriptive

Plant Hammond Client: Southern Company Data: Hammond AP-2

	HGWA-44D (bg)	HGWA-5 (bg)	HGWA-6 (bg)	HGWC-14	HGWC-15	HGWC-16
5/19/2016		<0.001				
5/20/2016			<0.001			
5/23/2016				0.00182 (J)	<0.001	<0.001
7/11/2016		<0.001	<0.001			
7/12/2016				0.0015 (J)	<0.001	<0.001
8/30/2016		<0.001	<0.001			
9/1/2016				0.0016 (J)	<0.001	<0.001
10/20/2016		0.0002 (J)	<0.001			
10/24/2016				0.0016 (J)	<0.001	
10/25/2016						<0.001
12/7/2016				0.0018 (J)	<0.001	<0.001
12/8/2016		<0.001	<0.001			
1/24/2017		<0.001	<0.001			
1/26/2017				0.002 (J)	<0.001	0.0001 (J)
3/21/2017		<0.001	<0.001			
3/22/2017						0.0002 (J)
3/23/2017				0.0019 (J)	0.001 (J)	
5/23/2017		9E-05 (J)	0.0003 (J)			
5/24/2017				0.0016 (J)	0.0001 (J)	0.0001 (J)
4/3/2018		<0.001	<0.001		<0.001	<0.001
4/4/2018				<0.001		
3/12/2019		<0.001	<0.001			
3/14/2019				0.0014 (J)	<0.001	
3/15/2019						<0.001
4/2/2019		<0.001	<0.001			
4/4/2019					7.2E-05 (J)	0.00016 (J)
4/5/2019				0.0012 (J)		
9/24/2019		<0.001	7.1E-05 (J)	0.0013 (J)	0.0002 (J)	
9/25/2019						<0.001
3/2/2020		<0.001	<0.001			
3/3/2020				0.0017 (J)	5.3E-05 (J)	0.00016 (J)
3/25/2020			<0.001			
3/26/2020		<0.001			<0.001	
3/30/2020				0.0015 (J)		7.3E-05 (J)
9/15/2020		<0.001	<0.001			
9/16/2020	0.00021 (J)					
9/17/2020					<0.001	7.8E-05 (J)
9/18/2020				0.0012 (J)		
11/10/2020	0.0002 (J)					
12/15/2020	0.00011 (J)					
1/19/2021	0.00019 (J)					
2/9/2021	0.0001 (J)	<0.001	<0.001			
2/10/2021						9.4E-05 (J)
2/11/2021				0.0015 (J)		
2/12/2021					<0.001	
3/10/2021	<0.001					
3/11/2021		<0.001	<0.001			
3/16/2021					<0.001	
3/17/2021				0.0019		5.8E-05 (J)
8/12/2021		<0.001	<0.001			
8/13/2021	<0.001					
8/18/2021				0.0015		

ND substitution: RL or RL/2 if <15% NDs.

Time Series

Constituent: Lead (mg/L) Analysis Run 10/21/2024 3:22 PM View: Descriptive

Plant Hammond Client: Southern Company Data: Hammond AP-2

	HGWA-44D (bg)	HGWA-5 (bg)	HGWA-6 (bg)	HGWC-14	HGWC-15	HGWC-16
8/19/2021					<0.001	<0.001
2/1/2022	<0.001					
2/7/2022		<0.001	<0.001			
2/8/2022					<0.001	<0.001
2/9/2022				0.0014		
8/2/2022	<0.001					
8/10/2022		<0.001	<0.001			<0.001
8/11/2022				<0.001	<0.001	
1/24/2023	<0.001					
1/27/2023		<0.001	<0.001			
2/1/2023				0.0011	<0.001	<0.001
8/8/2023	<0.001	<0.001	<0.001			
8/13/2023				0.00079 (J)	<0.001	<0.001
2/13/2024	<0.001	<0.001	<0.001			
2/17/2024				0.0012	<0.001	
2/18/2024						<0.001
8/6/2024	<0.001	<0.001	<0.001			
8/8/2024					<0.001	
8/9/2024						<0.001
8/10/2024				0.0012		

ND substitution: RL or RL/2 if <15% NDs.

Time Series

Constituent: Lead (mg/L) Analysis Run 10/21/2024 3:22 PM View: Descriptive

Plant Hammond Client: Southern Company Data: Hammond AP-2

	HGWC-17	HGWC-18	MW-21D	MW-22	MW-23D	MW-33
5/23/2016	<0.001					
5/24/2016		0.00154 (J)				
7/12/2016	<0.001	0.0012 (J)				
9/1/2016	<0.001	0.0014 (J)				
10/25/2016	<0.001	0.0015 (J)				
12/7/2016	<0.001					
12/8/2016		0.0017 (J)				
1/26/2017	<0.001	0.0013 (J)				
3/22/2017	0.0001 (J)					
3/23/2017		0.001 (J)				
5/25/2017	<0.001	0.0012 (J)				
4/3/2018	<0.001	<0.001				
3/14/2019		0.0015 (J)			<0.001	
3/15/2019	<0.001		<0.001	<0.001		
4/4/2019			<0.001			
4/5/2019	7.6E-05 (J)	0.0015 (J)		<0.001	<0.001	
9/25/2019	8.9E-05 (J)	0.0015 (J)	<0.001			
9/26/2019					<0.001	
9/27/2019				0.0001 (J)		
3/2/2020				9.4E-05 (J)	5.1E-05 (J)	
3/3/2020	0.00013 (J)	0.0013 (J)	4.7E-05 (J)			
3/27/2020				<0.001		
3/31/2020	7.7E-05 (J)	0.0014 (J)				
4/1/2020			4.8E-05 (J)		<0.001	0.0017 (J)
6/17/2020			<0.001			0.0017 (J)
9/15/2020		0.0014 (J)				
9/16/2020	6.5E-05 (J)					
9/17/2020				<0.001	0.00016 (J)	
9/21/2020			<0.001			0.0017 (J)
2/11/2021	0.00018 (J)	0.00098 (J)	0.00066 (J)			
2/12/2021					<0.001	0.0018 (J)
2/15/2021				3.6E-05 (J)		
3/17/2021				<0.001	<0.001	
3/18/2021	8.8E-05 (J)	0.00096 (J)	7.3E-05 (J)			0.0017
8/18/2021	<0.001					0.0016
8/19/2021		0.0013	<0.001	<0.001	<0.001	
2/8/2022	<0.001	0.0009 (J)	<0.001	<0.001		0.0014
2/10/2022					<0.001	
8/10/2022	<0.001	0.0011				<0.001
8/11/2022			<0.001	<0.001	<0.001	
1/27/2023			<0.001			<0.001
1/30/2023	<0.001			<0.001		
2/1/2023		<0.001			<0.001	
8/12/2023			<0.001			
8/13/2023	0.00049 (J)	0.00075 (J)		<0.001	<0.001	0.0011
2/17/2024	<0.001					
2/18/2024		0.0011	<0.001	<0.001	<0.001	0.00084 (J)
8/8/2024	0.00032 (J)					
8/9/2024		0.0007 (J)	<0.001		<0.001	0.0023
8/10/2024				<0.001		

ND substitution: RL or RL/2 if <15% NDs.

Time Series

Constituent: Lead (mg/L) Analysis Run 10/21/2024 3:22 PM View: Descriptive

Plant Hammond Client: Southern Company Data: Hammond AP-2

	MW-34D	MW-35	MW-37D	MW-51
6/18/2020	0.00087 (J)	0.00016 (J)	0.0017 (J)	
9/21/2020		0.00099 (J)		
9/23/2020	<0.001		8.2E-05 (J)	
2/11/2021			0.00039 (J)	
2/15/2021		0.00055 (J)		
3/12/2021			<0.001	
3/19/2021		0.00066 (J)		
8/16/2021	<0.001			
8/18/2021		<0.001	<0.001	<0.001
2/8/2022		<0.001	<0.001	<0.001
2/9/2022	<0.001			
8/10/2022	<0.001		<0.001	
8/11/2022		<0.001		<0.001
1/30/2023	<0.001		<0.001	
2/1/2023		<0.001		<0.001
8/12/2023	<0.001	0.00035 (J)		<0.001
8/13/2023			<0.001	
2/18/2024	<0.001		<0.001	
2/19/2024		0.0006 (J)		<0.001
8/9/2024		0.00068 (J)		<0.001
8/10/2024	<0.001		<0.001	

ND substitution: RL or RL/2 if <15% NDs.

Time Series

Constituent: Lithium (mg/L) Analysis Run 10/21/2024 3:22 PM View: Descriptive

Plant Hammond Client: Southern Company Data: Hammond AP-2

	HGWA-1 (bg)	HGWA-2 (bg)	HGWA-3 (bg)	HGWA-4 (bg)	HGWA-42D (bg)	HGWA-43D (bg)
5/19/2016	<0.03	<0.03	<0.03	<0.03		
7/11/2016	<0.03	0.0014 (J)		0.0015 (J)		
7/12/2016			0.0024 (J)			
8/30/2016	<0.03	<0.03	0.0025 (J)	0.0027 (J)		
10/19/2016	<0.03	<0.03	0.003 (J)	0.0042 (J)		
12/6/2016	<0.03	<0.03	0.0033 (J)	0.0046 (J)		
1/24/2017	<0.03	<0.03	0.003 (J)	<0.03		
3/21/2017	<0.03	0.0012 (J)	0.0034 (J)	<0.03		
5/22/2017	<0.03	<0.03	0.003 (J)			
5/23/2017				<0.03		
4/2/2018	<0.03	0.0015 (J)		<0.03		
4/3/2018			0.003 (J)			
6/4/2018	0.001 (J)	0.0016 (J)	0.0027 (J)	0.00097 (J)		
10/1/2018	0.00099 (J)	0.0013 (J)	0.0032 (J)	<0.03		
3/11/2019				<0.03		
3/12/2019	0.001 (J)	0.0018 (J)	0.0032 (J)			
4/1/2019			0.0032 (J)			
4/2/2019	0.001 (J)	0.0018 (J)		0.00098 (J)		
9/23/2019	0.0011 (J)	0.0016 (J)	0.0029 (J)			
9/24/2019				<0.03		
3/2/2020	0.0012 (J)	0.0017 (J)	0.0037 (J)	0.0012 (J)		
3/25/2020	0.00083 (J)	0.0017 (J)	0.0035 (J)			
3/26/2020				0.00095 (J)		
9/15/2020	0.00087 (J)	0.0015 (J)	0.0026 (J)	<0.03		
9/16/2020						0.0018 (J)
9/17/2020					0.0039 (J)	
11/10/2020						0.0013 (J)
11/11/2020					0.0086 (J)	
12/15/2020					0.008 (J)	0.0019 (J)
1/19/2021						0.0025 (J)
1/20/2021					0.01 (J)	
2/8/2021	0.00086 (J)			0.0013 (J)	0.0098 (J)	
2/9/2021		0.0012 (J)	0.0032 (J)			0.0026 (J)
3/10/2021	0.0009 (J)			0.0011 (J)	0.0094 (J)	
3/11/2021		0.0011 (J)	0.0035 (J)			0.0022 (J)
8/11/2021	0.00078 (J)					0.0024 (J)
8/12/2021		0.0012 (J)	0.0028 (J)	0.0013 (J)	0.0096 (J)	
2/1/2022	0.0011 (J)	0.0017 (J)	0.0037 (J)			0.0024 (J)
2/7/2022				0.0013 (J)	0.0097 (J)	
8/2/2022	<0.03	0.0013 (J)	0.003 (J)	0.0011 (J)		0.0019 (J)
8/9/2022					0.011 (J)	
1/23/2023			0.003 (J)	<0.03	0.0097 (J)	
1/24/2023	0.00092 (J)	0.0014 (J)				0.002 (J)
8/8/2023	<0.03	0.0017 (J)	0.0031 (J)	<0.03	0.01 (J)	0.0021 (J)
2/13/2024	<0.03	0.0017 (J)	0.0034 (J)	<0.03	0.011 (J)	0.0024 (J)
8/5/2024	<0.03	0.0019 (J)	0.0034 (J)			
8/6/2024				0.0029 (J)	0.0021 (J)	0.0025 (J)

ND substitution: RL or RL/2 if <15% NDs.

Time Series

Constituent: Lithium (mg/L) Analysis Run 10/21/2024 3:22 PM View: Descriptive

Plant Hammond Client: Southern Company Data: Hammond AP-2

	HGWA-44D (bg)	HGWA-5 (bg)	HGWA-6 (bg)	HGWC-14	HGWC-15	HGWC-16
5/19/2016		<0.03				
5/20/2016			<0.03			
5/23/2016				<0.03	<0.03	<0.03
7/11/2016		0.0034 (J)	0.01 (J)			
7/12/2016				<0.03	<0.03	0.0037 (J)
8/30/2016		0.003 (J)	0.0095 (J)			
9/1/2016				<0.03	0.0021 (J)	0.0033 (J)
10/20/2016		0.0031 (J)	0.0105 (J)			
10/24/2016				<0.03	<0.03	
10/25/2016						0.0029 (J)
12/7/2016				<0.03	<0.03	0.0029 (J)
12/8/2016		0.0027 (J)	0.01 (J)			
1/24/2017		0.0028 (J)	0.0108 (J)			
1/26/2017				<0.03	<0.03	0.0028 (J)
3/21/2017		0.0037 (J)	0.0115 (J)			
3/22/2017						0.0025 (J)
3/23/2017				<0.03	0.0016 (J)	
5/23/2017		0.0033 (J)	0.011 (J)			
5/24/2017				<0.03	0.0029 (J)	0.0029 (J)
4/3/2018		0.0033 (J)	0.012 (J)		0.0026 (J)	0.0028 (J)
4/4/2018				<0.03		
6/5/2018		0.0034 (J)	0.011 (J)			
6/6/2018				<0.03	0.0013 (J)	0.0031 (J)
10/2/2018		0.0035 (J)	0.01 (J)			
10/3/2018				<0.03	0.0017 (J)	0.0026 (J)
3/12/2019		0.0032 (J)	0.011 (J)			
3/14/2019				<0.03	<0.03	
3/15/2019						0.0041 (J)
4/2/2019		0.0028 (J)	0.0095 (J)			
4/4/2019					0.0009 (J)	0.0032 (J)
4/5/2019				<0.03		
9/24/2019		0.0035 (J)	0.011 (J)	<0.03	0.0012 (J)	
9/25/2019						0.0038 (J)
3/2/2020		0.0036 (J)	0.012			
3/3/2020				<0.03	0.0084 (J)	0.0047 (J)
3/25/2020			0.011 (J)			
3/26/2020		0.0029 (J)			0.0061 (J)	
3/30/2020				<0.03		0.0041 (J)
9/15/2020		0.003 (J)	0.0095 (J)			
9/16/2020	0.014 (J)					
9/17/2020					0.0094 (J)	0.0043 (J)
9/18/2020				<0.03		
11/10/2020	0.025 (J)					
12/15/2020	0.028 (J)					
1/19/2021	0.034					
2/9/2021	0.026 (J)	0.003 (J)	0.01 (J)			
2/10/2021						0.0038 (J)
2/11/2021				<0.03		
2/12/2021					0.036	
3/10/2021	0.03					
3/11/2021		0.0037 (J)	0.012 (J)			
3/16/2021					0.032	

ND substitution: RL or RL/2 if <15% NDs.

Time Series

Constituent: Lithium (mg/L) Analysis Run 10/21/2024 3:22 PM View: Descriptive

Plant Hammond Client: Southern Company Data: Hammond AP-2

	HGWA-44D (bg)	HGWA-5 (bg)	HGWA-6 (bg)	HGWC-14	HGWC-15	HGWC-16
3/17/2021				<0.03		0.0048 (J)
8/12/2021		0.0032 (J)	0.0094 (J)			
8/13/2021	0.032					
8/18/2021				<0.03		
8/19/2021					0.0058 (J)	0.0042 (J)
2/1/2022	0.048					
2/7/2022		0.0029 (J)	0.0097 (J)			
2/8/2022					0.014 (J)	0.0034 (J)
2/9/2022				<0.03		
8/2/2022	0.041					
8/11/2022				<0.03	0.0025 (J)	
1/24/2023	0.064					
1/27/2023		0.003 (J)	0.0096 (J)			
2/1/2023				<0.03	0.016 (J)	0.0036 (J)
8/8/2023	0.092 (o)	0.0095 (J)	0.0028 (J)			
8/13/2023				<0.03	0.0047 (J)	0.003 (J)
2/13/2024	0.088 (o)	0.0032 (J)	0.01 (J)			
2/17/2024				0.0029 (J)	0.014 (J)	
2/18/2024						0.003 (J)
8/6/2024	0.1 (o)	<0.03	<0.03			
8/8/2024					0.0042 (J)	
8/9/2024						0.0028 (J)
8/10/2024				<0.03		

ND substitution: RL or RL/2 if <15% NDs.

Time Series

Constituent: Lithium (mg/L) Analysis Run 10/21/2024 3:22 PM View: Descriptive

Plant Hammond Client: Southern Company Data: Hammond AP-2

	HGWC-17	HGWC-18	MW-21D	MW-22	MW-23D	MW-33
5/23/2016	<0.03					
5/24/2016		0.0142 (J)				
7/12/2016	<0.03	0.0141 (J)				
9/1/2016	<0.03	0.0158 (J)				
10/25/2016	<0.03	0.016 (J)				
12/7/2016	<0.03					
12/8/2016		0.0144 (J)				
1/26/2017	<0.03	0.0136 (J)				
3/22/2017	<0.03					
3/23/2017		0.0151 (J)				
5/25/2017	0.0011 (J)	0.0154 (J)				
4/3/2018	<0.03	0.013 (J)				
6/5/2018		0.013 (J)				
6/6/2018	<0.03					
10/3/2018	<0.03	0.015 (J)				
3/14/2019		0.011 (J)			0.0028 (J)	
3/15/2019	0.0011 (J)		0.025 (J)	0.002 (J)		
4/4/2019			0.019 (J)			
4/5/2019	0.00074 (J)	0.0084 (J)		0.0013 (J)	0.0021 (J)	
9/25/2019	0.0011 (J)	0.015 (J)	0.024 (J)			
9/26/2019					0.0023 (J)	
9/27/2019				0.0013 (J)		
3/2/2020				0.0015 (J)	0.0025 (J)	
3/3/2020	0.0012 (J)	0.012 (J)	0.026 (J)			
3/27/2020				0.0013 (J)		
3/31/2020	0.0009 (J)	0.012 (J)				
4/1/2020			0.026 (J)		0.0024 (J)	0.0011 (J)
6/17/2020			0.023 (J)			0.00097 (J)
9/15/2020		0.014 (J)				
9/16/2020	0.0012 (J)					
9/17/2020				0.0011 (J)	0.0021 (J)	
9/21/2020			0.022 (J)			0.00086 (J)
2/11/2021	0.0013 (J)	0.011 (J)	0.021 (J)			
2/12/2021					0.0023 (J)	0.0011 (J)
2/15/2021				0.0011 (J)		
3/17/2021				0.0012 (J)	0.0024 (J)	
3/18/2021	0.0014 (J)	0.013 (J)	0.026 (J)			0.0012 (J)
8/18/2021	0.0012 (J)					0.00097 (J)
8/19/2021		0.013 (J)	0.022 (J)	0.0012 (J)	0.0022 (J)	
2/8/2022	0.0014 (J)	0.01 (J)	0.022 (J)	0.0011 (J)		0.001 (J)
2/10/2022					0.0029 (J)	
8/11/2022			0.022 (J)	0.0011 (J)	0.002 (J)	
1/27/2023			0.018 (J)			<0.03
1/30/2023	0.0014 (J)			0.0011 (J)		
2/1/2023		0.0093 (J)			0.0019 (J)	
8/12/2023			0.015 (J)			
8/13/2023	0.0018 (J)	0.012 (J)		0.0014 (J)	0.0017 (J)	0.00077 (J)
2/17/2024	<0.03					
2/18/2024		0.0098 (J)	0.012 (J)	<0.03	0.0016 (J)	<0.03
8/8/2024	0.0017 (J)					
8/9/2024		0.011 (J)	0.011 (J)		<0.03	0.0022 (J)
8/10/2024				<0.03		

ND substitution: RL or RL/2 if <15% NDs.

Time Series

Constituent: Lithium (mg/L) Analysis Run 10/21/2024 3:22 PM View: Descriptive

Plant Hammond Client: Southern Company Data: Hammond AP-2

	MW-34D	MW-35	MW-37D	MW-51
6/18/2020	0.0021 (J)	0.0046 (J)	0.038 (J)	
9/21/2020		0.0036 (J)		
9/23/2020	0.0011 (J)		0.031	
2/11/2021			0.034	
2/15/2021		0.0043 (J)		
3/12/2021			0.035	
3/19/2021		0.0045 (J)		
8/16/2021	0.001 (J)			
8/18/2021		0.0036 (J)	0.03	0.0022 (J)
2/8/2022		0.0039 (J)	0.029 (J)	0.001 (J)
2/9/2022	0.0022 (J)			
8/11/2022		<0.03		0.0014 (J)
1/30/2023	0.0013 (J)		0.021 (J)	
2/1/2023		0.0034 (J)		0.0015 (J)
8/12/2023	0.0013 (J)	0.0031 (J)		0.00098 (J)
8/13/2023			0.02 (J)	
2/18/2024	<0.03		0.021 (J)	
2/19/2024		0.0031 (J)		0.0017 (J)
8/9/2024		0.0034 (J)		<0.03
8/10/2024	<0.03		0.021 (J)	

ND substitution: RL or RL/2 if <15% NDs.

Time Series

Constituent: Mercury (mg/L) Analysis Run 10/21/2024 3:22 PM View: Descriptive

Plant Hammond Client: Southern Company Data: Hammond AP-2

	HGWA-1 (bg)	HGWA-2 (bg)	HGWA-3 (bg)	HGWA-4 (bg)	HGWA-42D (bg)	HGWA-43D (bg)
5/19/2016	<0.0002	<0.0002	<0.0002	<0.0002		
7/11/2016	<0.0002	<0.0002		<0.0002		
7/12/2016			<0.0002			
8/30/2016	4E-05 (J)	4E-05 (J)	<0.0002	5E-05 (J)		
10/19/2016	<0.0002	<0.0002	<0.0002	<0.0002		
12/6/2016	<0.0002	<0.0002	<0.0002	5E-05 (J)		
1/24/2017	<0.0002	<0.0002	<0.0002	0.0001 (J)		
3/21/2017	<0.0002	<0.0002	<0.0002	0.00016 (J)		
5/22/2017	<0.0002	<0.0002	<0.0002			
5/23/2017				5E-05 (J)		
4/2/2018	<0.0002	<0.0002		<0.0002		
4/3/2018			<0.0002			
3/11/2019				<0.0002		
3/12/2019	<0.0002	<0.0002	<0.0002			
3/2/2020	<0.0002	<0.0002	<0.0002	<0.0002		
9/16/2020						<0.0002
9/17/2020					<0.0002	
11/10/2020						<0.0002
11/11/2020					<0.0002	
12/15/2020					<0.0002	<0.0002
1/19/2021						<0.0002
1/20/2021					<0.0002	
2/8/2021	<0.0002			<0.0002	<0.0002	
2/9/2021		<0.0002	<0.0002			<0.0002
2/1/2022	<0.0002	<0.0002	<0.0002			<0.0002
2/7/2022				<0.0002	<0.0002	
8/2/2022	<0.0002	<0.0002	<0.0002	<0.0002		<0.0002
8/9/2022					<0.0002	
1/23/2023			<0.0002	<0.0002	<0.0002	
1/24/2023	<0.0002	<0.0002				<0.0002
8/8/2023	<0.0002	<0.0002	<0.0002	<0.0002	<0.0002	<0.0002
2/13/2024	<0.0002	<0.0002	<0.0002	<0.0002	<0.0002	<0.0002
8/5/2024	<0.0002	<0.0002	<0.0002			
8/6/2024				<0.0002	<0.0002	<0.0002

ND substitution: RL or RL/2 if <15% NDs.

Time Series

Constituent: Mercury (mg/L) Analysis Run 10/21/2024 3:22 PM View: Descriptive

Plant Hammond Client: Southern Company Data: Hammond AP-2

	HGWA-44D (bg)	HGWA-5 (bg)	HGWA-6 (bg)	HGWC-14	HGWC-15	HGWC-16
5/19/2016		<0.0002				
5/20/2016			<0.0002			
5/23/2016				<0.0002	<0.0002	<0.0002
7/11/2016		<0.0002	<0.0002			
7/12/2016				<0.0002	<0.0002	<0.0002
8/30/2016		<0.0002	4.4E-05 (J)			
9/1/2016				<0.0002	<0.0002	<0.0002
10/20/2016		<0.0002	<0.0002			
10/24/2016				<0.0002	<0.0002	
10/25/2016						<0.0002
12/7/2016				<0.0002	<0.0002	<0.0002
12/8/2016		<0.0002	<0.0002			
1/24/2017		<0.0002	<0.0002			
1/26/2017				<0.0002	<0.0002	<0.0002
3/21/2017		<0.0002	<0.0002			
3/22/2017						<0.0002
3/23/2017				<0.0002	<0.0002	
5/23/2017		<0.0002	<0.0002			
5/24/2017				<0.0002	<0.0002	<0.0002
4/3/2018		<0.0002	<0.0002		<0.0002	<0.0002
4/4/2018				<0.0002		
3/12/2019		<0.0002	<0.0002			
3/14/2019				<0.0002	<0.0002	
3/15/2019						<0.0002
3/2/2020		<0.0002	<0.0002			
3/3/2020				<0.0002	<0.0002	<0.0002
9/16/2020	<0.0002					
11/10/2020	<0.0002					
12/15/2020	<0.0002					
1/19/2021	<0.0002					
2/9/2021	<0.0002	<0.0002	<0.0002			
2/10/2021						<0.0002
2/11/2021				<0.0002		
2/12/2021					<0.0002	
2/1/2022	<0.0002					
2/7/2022		<0.0002	<0.0002			
2/8/2022					<0.0002	<0.0002
2/9/2022				<0.0002		
8/2/2022	<0.0002					
8/11/2022				<0.0002	<0.0002	
1/24/2023	<0.0002					
1/27/2023		<0.0002	<0.0002			
2/1/2023				<0.0002	<0.0002	<0.0002
8/8/2023	<0.0002	<0.0002	<0.0002			
8/13/2023				<0.0002	<0.0002	<0.0002
2/13/2024	<0.0002	<0.0002	<0.0002			
2/17/2024				<0.0002	<0.0002	
2/18/2024						<0.0002
8/6/2024	<0.0002	<0.0002	<0.0002			
8/8/2024					<0.0002	
8/9/2024						<0.0002
8/10/2024				<0.0002		

ND substitution: RL or RL/2 if <15% NDs.

Time Series

Constituent: Mercury (mg/L) Analysis Run 10/21/2024 3:22 PM View: Descriptive

Plant Hammond Client: Southern Company Data: Hammond AP-2

	HGWC-17	HGWC-18	MW-21D	MW-22	MW-23D	MW-33
5/23/2016	<0.0002					
5/24/2016		<0.0002				
7/12/2016	<0.0002	<0.0002				
9/1/2016	<0.0002	6E-05 (J)				
10/25/2016	<0.0002	4E-05 (J)				
12/7/2016	<0.0002					
12/8/2016		<0.0002				
1/26/2017	<0.0002	8E-05 (J)				
3/22/2017	<0.0002					
3/23/2017		9E-05 (J)				
5/25/2017	<0.0002	8E-05 (J)				
4/3/2018	<0.0002	<0.0002				
3/14/2019		<0.0002			<0.0002	
3/15/2019	<0.0002		<0.0002	<0.0002		
3/2/2020				<0.0002	<0.0002	
3/3/2020	<0.0002	<0.0002	<0.0002			
2/11/2021	<0.0002	<0.0002	<0.0002			
2/12/2021					<0.0002	<0.0002
2/15/2021				<0.0002		
2/8/2022	<0.0002	<0.0002	<0.0002	<0.0002		<0.0002
2/10/2022					<0.0002	
8/11/2022			<0.0002	0.00016 (J)	0.00017 (J)	
1/27/2023			<0.0002			<0.0002
1/30/2023	<0.0002			<0.0002		
2/1/2023		<0.0002			<0.0002	
8/12/2023			<0.0002			
8/13/2023	<0.0002	<0.0002		<0.0002	<0.0002	<0.0002
2/17/2024	<0.0002					
2/18/2024		<0.0002	<0.0002	<0.0002	<0.0002	<0.0002
8/8/2024	<0.0002					
8/9/2024		<0.0002	<0.0002		<0.0002	<0.0002
8/10/2024				<0.0002		

ND substitution: RL or RL/2 if <15% NDs.

Time Series

Constituent: Mercury (mg/L) Analysis Run 10/21/2024 3:22 PM View: Descriptive

Plant Hammond Client: Southern Company Data: Hammond AP-2

	MW-34D	MW-35	MW-37D	MW-51
2/11/2021			<0.0002	
2/15/2021		<0.0002		
2/8/2022		0.00014 (J)	<0.0002	<0.0002
2/9/2022	<0.0002			
8/11/2022		0.00014 (J)		0.00013 (J)
1/30/2023	<0.0002		<0.0002	
2/1/2023		0.00084		<0.0002
8/12/2023	<0.0002	<0.0002		<0.0002
8/13/2023			<0.0002	
2/18/2024	<0.0002		<0.0002	
2/19/2024		<0.0002		<0.0002
8/9/2024		<0.0002		<0.0002
8/10/2024	<0.0002		<0.0002	

ND substitution: RL or RL/2 if <15% NDs.

Time Series

Constituent: Molybdenum (mg/L) Analysis Run 10/21/2024 3:22 PM View: Descriptive

Plant Hammond Client: Southern Company Data: Hammond AP-2

	HGWA-1 (bg)	HGWA-2 (bg)	HGWA-3 (bg)	HGWA-4 (bg)	HGWA-42D (bg)	HGWA-43D (bg)
5/19/2016	<0.01	<0.01	<0.01	<0.01		
7/11/2016	<0.01	<0.01		<0.01		
7/12/2016			<0.01			
8/30/2016	<0.01	<0.01	<0.01	<0.01		
10/19/2016	<0.01	<0.01	<0.01	<0.01		
12/6/2016	<0.01	<0.01	<0.01	<0.01		
1/24/2017	<0.01	<0.01	<0.01	<0.01		
3/21/2017	<0.01	<0.01	<0.01	<0.01		
5/22/2017	<0.01	<0.01	<0.01			
5/23/2017				<0.01		
4/2/2018	<0.01	<0.01		<0.01		
4/3/2018			<0.01			
3/11/2019				<0.01		
3/12/2019	<0.01	<0.01	<0.01			
4/1/2019			<0.01			
4/2/2019	<0.01	<0.01		<0.01		
9/23/2019	<0.01	<0.01	<0.01			
9/24/2019				<0.01		
3/2/2020	<0.01	<0.01	<0.01	<0.01		
3/25/2020	<0.01	<0.01	<0.01			
3/26/2020				<0.01		
9/15/2020	<0.01	<0.01	<0.01	<0.01		
9/16/2020						0.0044 (J)
9/17/2020					0.0037 (J)	
11/10/2020						0.0072 (J)
11/11/2020					<0.01	
12/15/2020					0.00082 (J)	0.0044 (J)
1/19/2021						0.0038 (J)
1/20/2021					<0.01	
2/8/2021	<0.01			<0.01	<0.01	
2/9/2021		<0.01	<0.01			0.0045 (J)
3/10/2021	<0.01			<0.01	<0.01	
3/11/2021		<0.01	<0.01			0.0064 (J)
8/11/2021	<0.01					0.0034 (J)
8/12/2021		<0.01	<0.01	<0.01	<0.01	
2/1/2022	<0.01	<0.01	<0.01			0.0036 (J)
2/7/2022				<0.01	0.00099 (J)	
8/2/2022	<0.01	<0.01	<0.01	<0.01		0.0042 (J)
8/9/2022					<0.01	
1/23/2023			<0.01	<0.01	<0.01	
1/24/2023	<0.01	<0.01				0.0027 (J)
8/8/2023	<0.01	<0.01	<0.01	<0.01	<0.01	0.0019 (J)
2/13/2024	<0.01	<0.01	<0.01	<0.01	0.0021 (J)	0.0015 (J)
8/5/2024	<0.01	<0.01	<0.01			
8/6/2024				<0.01	0.2 (o)	0.001 (J)

ND substitution: RL or RL/2 if <15% NDs.

Time Series

Constituent: Molybdenum (mg/L) Analysis Run 10/21/2024 3:22 PM View: Descriptive

Plant Hammond Client: Southern Company Data: Hammond AP-2

	HGWA-44D (bg)	HGWA-5 (bg)	HGWA-6 (bg)	HGWC-14	HGWC-15	HGWC-16
5/19/2016		<0.01				
5/20/2016			<0.01			
5/23/2016				<0.01	<0.01	<0.01
7/11/2016		<0.01	0.0008 (J)			
7/12/2016				<0.01	0.0007 (J)	<0.01
8/30/2016		<0.01	<0.01			
9/1/2016				<0.01	<0.01	<0.01
10/20/2016		<0.01	<0.01			
10/24/2016				<0.01	<0.01	
10/25/2016						<0.01
12/7/2016				<0.01	<0.01	<0.01
12/8/2016		<0.01	<0.01			
1/24/2017		<0.01	<0.01			
1/26/2017				<0.01	<0.01	<0.01
3/21/2017		<0.01	0.0002 (J)			
3/22/2017						<0.01
3/23/2017				<0.01	<0.01	
5/23/2017		<0.01	<0.01			
5/24/2017				<0.01	<0.01	<0.01
4/3/2018		<0.01	<0.01		<0.01	<0.01
4/4/2018				<0.01		
3/12/2019		<0.01	<0.01			
3/14/2019				<0.01	<0.01	
3/15/2019						<0.01
4/2/2019		<0.01	<0.01			
4/4/2019					<0.01	<0.01
4/5/2019				<0.01		
9/24/2019		<0.01	<0.01	<0.01	<0.01	
9/25/2019						<0.01
3/2/2020		<0.01	<0.01			
3/3/2020				<0.01	<0.01	<0.01
3/25/2020			<0.01			
3/26/2020		<0.01			<0.01	
3/30/2020				<0.01		<0.01
9/15/2020		<0.01	<0.01			
9/16/2020	0.0019 (J)					
9/17/2020					<0.01	<0.01
9/18/2020				<0.01		
11/10/2020	0.0018 (J)					
12/15/2020	0.0019 (J)					
1/19/2021	0.0035 (J)					
2/9/2021	0.0038 (J)	<0.01	<0.01			
2/10/2021						<0.01
2/11/2021				<0.01		
2/12/2021					<0.01	
3/10/2021	0.0019 (J)					
3/11/2021		<0.01	<0.01			
3/16/2021					<0.01	
3/17/2021				<0.01		<0.01
8/12/2021		<0.01	<0.01			
8/13/2021	0.0051 (J)					
8/18/2021				<0.01		

ND substitution: RL or RL/2 if <15% NDs.

Time Series

Constituent: Molybdenum (mg/L) Analysis Run 10/21/2024 3:22 PM View: Descriptive

Plant Hammond Client: Southern Company Data: Hammond AP-2

	HGWA-44D (bg)	HGWA-5 (bg)	HGWA-6 (bg)	HGWC-14	HGWC-15	HGWC-16
8/19/2021					<0.01	<0.01
2/1/2022	0.0055 (J)					
2/7/2022		<0.01	<0.01			
2/8/2022					<0.01	<0.01
2/9/2022				<0.01		
8/2/2022	0.002 (J)					
8/11/2022				<0.01	<0.01	
1/24/2023	0.0026 (J)					
1/27/2023		<0.01	<0.01			
2/1/2023				<0.01	<0.01	<0.01
8/8/2023	0.0013 (J)	<0.01	<0.01			
8/13/2023				<0.01	<0.01	<0.01
2/13/2024	0.0018 (J)	<0.01	<0.01			
2/17/2024				<0.01	<0.01	
2/18/2024						<0.01
8/6/2024	0.00079 (J)	<0.01	0.14 (o)			
8/8/2024					<0.01	
8/9/2024						<0.01
8/10/2024				<0.01		

ND substitution: RL or RL/2 if <15% NDs.

Time Series

Constituent: Molybdenum (mg/L) Analysis Run 10/21/2024 3:22 PM View: Descriptive

Plant Hammond Client: Southern Company Data: Hammond AP-2

	HGWC-17	HGWC-18	MW-21D	MW-22	MW-23D	MW-33
5/23/2016	<0.01					
5/24/2016		<0.01				
7/12/2016	<0.01	<0.01				
9/1/2016	<0.01	<0.01				
10/25/2016	<0.01	<0.01				
12/7/2016	<0.01					
12/8/2016		<0.01				
1/26/2017	<0.01	<0.01				
3/22/2017	<0.01					
3/23/2017		<0.01				
5/25/2017	<0.01	<0.01				
4/3/2018	<0.01	<0.01				
3/14/2019		<0.01			<0.01	
3/15/2019	<0.01		0.045	<0.01		
4/4/2019			0.033			
4/5/2019	<0.01	<0.01		0.00013 (J)	0.0014 (J)	
9/25/2019	<0.01	<0.01	0.038			
9/26/2019					0.0025 (J)	
9/27/2019				<0.01		
3/2/2020				<0.01	0.003 (J)	
3/3/2020	<0.01	<0.01	0.025			
3/27/2020				<0.01		
3/31/2020	<0.01	<0.01				
4/1/2020			0.024		0.0032 (J)	<0.01
6/17/2020			0.019			<0.01
9/15/2020		<0.01				
9/16/2020	<0.01					
9/17/2020				<0.01	0.0026 (J)	
9/21/2020			0.017			<0.01
2/11/2021	<0.01	<0.01	0.016			
2/12/2021					0.0039 (J)	<0.01
2/15/2021				<0.01		
3/17/2021				<0.01	0.0034 (J)	
3/18/2021	<0.01	<0.01	0.016			<0.01
8/18/2021	<0.01					<0.01
8/19/2021		<0.01	0.018	<0.01	0.0034 (J)	
2/8/2022	<0.01	<0.01	0.016	<0.01		<0.01
2/10/2022					0.0034 (J)	
8/11/2022			0.023	<0.01	0.0039 (J)	
1/27/2023			0.028			<0.01
1/30/2023	<0.01			<0.01		
2/1/2023		<0.01			0.0041 (J)	
8/12/2023			0.021			
8/13/2023	<0.01	<0.01		<0.01	0.0041 (J)	<0.01
2/17/2024	<0.01					
2/18/2024		<0.01	0.015	<0.01	0.0047 (J)	<0.01
8/8/2024	<0.01					
8/9/2024		<0.01	0.013		0.0044 (J)	<0.01
8/10/2024				<0.01		

ND substitution: RL or RL/2 if <15% NDs.

Time Series

Constituent: Molybdenum (mg/L) Analysis Run 10/21/2024 3:22 PM View: Descriptive

Plant Hammond Client: Southern Company Data: Hammond AP-2

	MW-34D	MW-35	MW-37D	MW-51
6/18/2020	<0.01	<0.01	0.023	
9/21/2020		<0.01		
9/23/2020	<0.01		0.015	
2/11/2021			0.019	
2/15/2021		<0.01		
3/12/2021			0.014	
3/19/2021		<0.01		
8/16/2021	<0.01			
8/18/2021		<0.01	0.0083 (J)	<0.01
2/8/2022		<0.01	0.007 (J)	<0.01
2/9/2022	<0.01			
8/11/2022		<0.01		<0.01
1/30/2023	<0.01		0.0063 (J)	
2/1/2023		<0.01		<0.01
8/12/2023	<0.01	<0.01		<0.01
8/13/2023			0.0029 (J)	
2/18/2024	<0.01		0.0016 (J)	
2/19/2024		<0.01		<0.01
8/9/2024		<0.01		<0.01
8/10/2024	<0.01		0.0011 (J)	

ND substitution: RL or RL/2 if <15% NDs.

Time Series

Constituent: Selenium (mg/L) Analysis Run 10/21/2024 3:22 PM View: Descriptive

Plant Hammond Client: Southern Company Data: Hammond AP-2

	HGWA-1 (bg)	HGWA-2 (bg)	HGWA-3 (bg)	HGWA-4 (bg)	HGWA-42D (bg)	HGWA-43D (bg)
5/19/2016	<0.005	<0.005	<0.005	<0.005		
7/11/2016	<0.005	<0.005		<0.005		
7/12/2016			<0.005			
8/30/2016	<0.005	<0.005	<0.005	<0.005		
10/19/2016	<0.005	<0.005	<0.005	<0.005		
12/6/2016	<0.005	<0.005	<0.005	<0.005		
1/24/2017	<0.005	<0.005	<0.005	<0.005		
3/21/2017	<0.005	<0.005	<0.005	<0.005		
5/22/2017	<0.005	<0.005	<0.005			
5/23/2017				<0.005		
4/2/2018	<0.005	<0.005		<0.005		
4/3/2018			<0.005			
6/4/2018	<0.005	<0.005	<0.005	<0.005		
10/1/2018	<0.005	<0.005	<0.005	<0.005		
3/11/2019				<0.005		
3/12/2019	<0.005	<0.005	<0.005			
4/1/2019			<0.005			
4/2/2019	<0.005	<0.005		<0.005		
9/23/2019	<0.005	<0.005	<0.005			
9/24/2019				<0.005		
3/2/2020	<0.005	<0.005	<0.005	<0.005		
3/25/2020	<0.005	<0.005	<0.005			
3/26/2020				<0.005		
9/15/2020	<0.005	<0.005	<0.005	<0.005		
9/16/2020						<0.005
9/17/2020					<0.005	
11/10/2020						<0.005
11/11/2020					<0.005	
12/15/2020					<0.005	<0.005
1/19/2021						<0.005
1/20/2021					<0.005	
2/8/2021	<0.005			<0.005	<0.005	
2/9/2021		<0.005	<0.005			<0.005
3/10/2021	0.0047 (J)			<0.005	<0.005	
3/11/2021		<0.005	<0.005			<0.005
8/11/2021	<0.005					<0.005
8/12/2021		<0.005	<0.005	<0.005	<0.005	
2/1/2022	<0.005	<0.005	<0.005			<0.005
2/7/2022				<0.005	<0.005	
8/2/2022	<0.005	0.0014 (J)	<0.005	<0.005		<0.005
8/9/2022					<0.005	
1/23/2023			<0.005	<0.005	<0.005	
1/24/2023	<0.005	<0.005				<0.005
8/8/2023	<0.005	0.0019 (J)	<0.005	<0.005	<0.005	<0.005
2/13/2024	<0.005	0.002 (J)	<0.005	<0.005	<0.005	<0.005
8/5/2024	<0.005	0.0013 (J)	<0.005			
8/6/2024				<0.005	<0.005	<0.005

ND substitution: RL or RL/2 if <15% NDs.

Time Series

Constituent: Selenium (mg/L) Analysis Run 10/21/2024 3:23 PM View: Descriptive

Plant Hammond Client: Southern Company Data: Hammond AP-2

	HGWA-44D (bg)	HGWA-5 (bg)	HGWA-6 (bg)	HGWC-14	HGWC-15	HGWC-16
5/19/2016		<0.005				
5/20/2016			<0.005			
5/23/2016				0.017	<0.005	<0.005
7/11/2016		<0.005	<0.005			
7/12/2016				0.0146	<0.005	<0.005
8/30/2016		<0.005	<0.005			
9/1/2016				0.0137	<0.005	<0.005
10/20/2016		<0.005	<0.005			
10/24/2016				0.0135	0.0012 (J)	
10/25/2016						<0.005
12/7/2016				0.01 (J)	0.0041 (J)	<0.005
12/8/2016		<0.005	<0.005			
1/24/2017		0.0011 (J)	<0.005			
1/26/2017				0.0214	<0.005	<0.005
3/21/2017		<0.005	<0.005			
3/22/2017						<0.005
3/23/2017				0.0167	0.0016 (J)	
5/23/2017		<0.005	<0.005			
5/24/2017				0.0083 (J)	<0.005	<0.005
4/3/2018		<0.005	<0.005		<0.005	<0.005
4/4/2018				0.012		
6/5/2018		<0.005	<0.005			
6/6/2018				0.014	<0.005	<0.005
10/2/2018		<0.005	<0.005			
10/3/2018				0.0056 (J)	<0.005	<0.005
3/12/2019		<0.005	<0.005			
3/14/2019				0.0048 (J)	<0.005	
3/15/2019						<0.005
4/2/2019		<0.005	<0.005			
4/4/2019					0.00021 (J)	8.9E-05 (J)
4/5/2019				0.00091 (J)		
9/24/2019		<0.005	<0.005	0.0064 (J)	<0.005	
9/25/2019						<0.005
3/2/2020		<0.005	<0.005			
3/3/2020				0.0045 (J)	<0.005	<0.005
3/25/2020			<0.005			
3/26/2020		<0.005			<0.005	
3/30/2020				0.0049 (J)		<0.005
9/15/2020		<0.005	<0.005			
9/16/2020	<0.005					
9/17/2020					<0.005	<0.005
9/18/2020				0.0045 (J)		
11/10/2020	<0.005					
12/15/2020	<0.005					
1/19/2021	<0.005					
2/9/2021	<0.005	<0.005	<0.005			
2/10/2021						<0.005
2/11/2021				0.0072 (J)		
2/12/2021					<0.005	
3/10/2021	<0.005					
3/11/2021		<0.005	<0.005			
3/16/2021					<0.005	

ND substitution: RL or RL/2 if <15% NDs.

Time Series

Constituent: Selenium (mg/L) Analysis Run 10/21/2024 3:23 PM View: Descriptive

Plant Hammond Client: Southern Company Data: Hammond AP-2

	HGWA-44D (bg)	HGWA-5 (bg)	HGWA-6 (bg)	HGWC-14	HGWC-15	HGWC-16
3/17/2021				0.01 (J)		<0.005
8/12/2021		<0.005	<0.005			
8/13/2021	<0.005					
8/18/2021				0.0077		
8/19/2021					<0.005	<0.005
2/1/2022	<0.005					
2/7/2022		<0.005	<0.005			
2/8/2022					<0.005	<0.005
2/9/2022				0.0047 (J)		
8/2/2022	<0.005					
8/10/2022		<0.005	<0.005			<0.005
8/11/2022				0.0037 (J)	<0.005	
1/24/2023	<0.005					
1/27/2023		<0.005	<0.005			
2/1/2023				0.0036 (J)	<0.005	<0.005
8/8/2023	<0.005	<0.005	<0.005			
8/13/2023				0.0038 (J)	<0.005	<0.005
2/13/2024	<0.005	<0.005	<0.005			
2/17/2024				0.0056	<0.005	
2/18/2024						<0.005
8/6/2024	<0.005	<0.005	<0.005			
8/8/2024					<0.005	
8/9/2024						<0.005
8/10/2024				0.003 (J)		

ND substitution: RL or RL/2 if <15% NDs.

Time Series

Constituent: Selenium (mg/L) Analysis Run 10/21/2024 3:23 PM View: Descriptive

Plant Hammond Client: Southern Company Data: Hammond AP-2

	HGWC-17	HGWC-18	MW-21D	MW-22	MW-23D	MW-33
5/23/2016	<0.005					
5/24/2016		<0.2				
7/12/2016	<0.005	0.036				
9/1/2016	0.0014 (J)	0.0347				
10/25/2016	<0.005	0.0282				
12/7/2016	0.0023 (J)					
12/8/2016		0.0373				
1/26/2017	<0.005	0.0385				
3/22/2017	<0.005					
3/23/2017		0.0414				
5/25/2017	<0.005	0.019				
4/3/2018	<0.005	0.029				
6/5/2018		0.038				
6/6/2018	<0.005					
10/3/2018	<0.005	0.017				
3/14/2019		0.016			<0.005	
3/15/2019	<0.005		<0.005	<0.005		
4/4/2019			<0.005			
4/5/2019	9.3E-05 (J)	0.0018 (J)		<0.005	<0.005	
9/25/2019	<0.005	0.02	<0.005			
9/26/2019					<0.005	
9/27/2019				<0.005		
3/2/2020				<0.005	<0.005	
3/3/2020	<0.005	0.014	<0.005			
3/27/2020				<0.005		
3/31/2020	<0.005	0.019				
4/1/2020			<0.005		<0.005	0.011
6/17/2020			<0.005			0.014
9/15/2020		0.059				
9/16/2020	<0.005					
9/17/2020				0.002 (J)	<0.005	
9/21/2020			<0.005			0.041
2/11/2021	<0.005	0.023	<0.005			
2/12/2021					<0.005	0.011
2/15/2021				<0.005		
3/17/2021				<0.005	<0.005	
3/18/2021	<0.005	0.019 (J)	<0.005			0.028
8/18/2021	<0.005					0.014
8/19/2021		0.01	<0.005	<0.005	<0.005	
2/8/2022	<0.005	0.0082	<0.005	<0.005		0.0078
2/10/2022					<0.005	
8/10/2022	<0.005	0.0096				0.007 (J)
8/11/2022			<0.005	<0.005	<0.005	
1/27/2023			<0.005			0.015
1/30/2023	<0.005			<0.005		
2/1/2023		0.0054			<0.005	
8/12/2023			<0.005			
8/13/2023	<0.005	0.0085		<0.005	<0.005	0.0065
2/17/2024	<0.005					
2/18/2024		0.013	<0.005	<0.005	<0.005	0.011
8/8/2024	<0.005					
8/9/2024		0.0022 (J)	<0.005		<0.005	0.0056

ND substitution: RL or RL/2 if <15% NDs.

Time Series

Constituent: Selenium (mg/L) Analysis Run 10/21/2024 3:23 PM View: Descriptive

Plant Hammond Client: Southern Company Data: Hammond AP-2

	HGWC-17	HGWC-18	MW-21D	MW-22	MW-23D	MW-33
8/10/2024				<0.005		

ND substitution: RL or RL/2 if <15% NDs.

Time Series

Constituent: Selenium (mg/L) Analysis Run 10/21/2024 3:23 PM View: Descriptive

Plant Hammond Client: Southern Company Data: Hammond AP-2

	MW-34D	MW-35	MW-37D	MW-51
6/18/2020	0.0025 (J)	0.014	<0.005	
9/21/2020		0.037		
9/23/2020	<0.005		<0.005	
2/11/2021			<0.005	
2/15/2021		0.01		
3/12/2021			<0.005	
3/19/2021		0.016 (J)		
8/16/2021	<0.005			
8/18/2021		0.014	<0.005	0.004 (J)
2/8/2022		0.0083	<0.005	<0.005
2/9/2022	<0.005			
8/10/2022	<0.005		<0.005	
8/11/2022		0.0089 (J)		0.0023 (J)
1/30/2023	0.0016 (J)		<0.005	
2/1/2023		0.0063		0.0021 (J)
8/12/2023	<0.005	0.0058		<0.005
8/13/2023			<0.005	
2/18/2024	<0.005		<0.005	
2/19/2024		0.0057		0.0019 (J)
8/9/2024		0.0053		0.0014 (J)
8/10/2024	0.001 (J)		<0.005	

ND substitution: RL or RL/2 if <15% NDs.

Time Series

Constituent: Sulfate (mg/L) Analysis Run 10/21/2024 3:23 PM View: Descriptive

Plant Hammond Client: Southern Company Data: Hammond AP-2

	HGWA-1 (bg)	HGWA-2 (bg)	HGWA-3 (bg)	HGWA-4 (bg)	HGWA-42D (bg)	HGWA-43D (bg)
5/19/2016	66.9	48.6	42.3	1.22		
7/11/2016	41	45		3.7		
7/12/2016			44			
8/30/2016	36	42	40	6.8		
10/19/2016	46	44	43	11		
12/6/2016	59	44	43	13		
1/24/2017	46	46	48	5.7		
3/21/2017	63	46	45	1.7		
5/22/2017	77	48	46			
5/23/2017				1.5		
10/3/2017	42	47	48	1.3		
6/4/2018	71.8	47.8	46.6	4.9		
10/1/2018	49.1	48.1	48.6	0.59 (J)		
4/1/2019			50.4			
4/2/2019	84.3	48.7		4.9		
9/23/2019	70.2	47.2	43.9			
9/24/2019				<1		
3/25/2020	85.9	46.3	50.5			
3/26/2020				<1		
9/15/2020	47.3	51.5	44.7	<1		
9/16/2020						43
9/17/2020					10.9	
11/10/2020						39
11/11/2020					9.4	
12/15/2020					10.9	38.8
1/19/2021						37.3
1/20/2021					9.8	
3/10/2021	49.6			1.2	10.8	
3/11/2021		52.9	50.4			38.6
8/11/2021	48.9					30.5
8/12/2021		47.4	38.6	1.1	7.8	
2/1/2022	43.7	67.1	46			37.5
2/7/2022				2.9	10.4	
8/2/2022	58.1	86.9	43.5	4.9		37
8/9/2022					11.2	
1/23/2023			39.5	42.5	11.1	
1/24/2023	48.3	79.7				34.7
8/8/2023	67.7	89.9	35	16.8	10.5	25.6
2/13/2024	50.4	93.9	35.5	64.6	17.1	28.9
8/5/2024	49.4	87.2	31.1			
8/6/2024				28.1	11.5	25.5

ND substitution: RL or RL/2 if <15% NDs.

Time Series

Constituent: Sulfate (mg/L) Analysis Run 10/21/2024 3:23 PM View: Descriptive

Plant Hammond Client: Southern Company Data: Hammond AP-2

	HGWA-44D (bg)	HGWA-5 (bg)	HGWA-6 (bg)	HGWC-14	HGWC-15	HGWC-16
5/19/2016		25				
5/20/2016			34.4			
5/23/2016				1070	424	203
7/11/2016		27	34			
7/12/2016				1300	440	220
8/30/2016		23	36			
9/1/2016				1300	440	220
10/20/2016		19	36			
10/24/2016				280	420	
10/25/2016						230
12/7/2016				1300	450	220
12/8/2016		20	36			
1/24/2017		20	37			
1/26/2017				1400	490	250
3/21/2017		23	37			
3/22/2017						240
3/23/2017				1500	530	
5/23/2017		21	38			
5/24/2017				1400	500	230
10/3/2017		21	38			
10/4/2017				1400	560	220
6/5/2018		22.9	38			
6/6/2018				1520	469	233
10/2/2018		20.3	38.5			
10/3/2018				1550	600	215
4/2/2019		23.8	35.5			
4/4/2019					528	251
4/5/2019				1520		
9/24/2019		20.7	35.4	1110	382	
9/25/2019						223
3/25/2020			35.1			
3/26/2020		21.6			438	
3/30/2020				1150		223
9/15/2020		21.2	35.3			
9/16/2020	6.9					
9/17/2020					416	254
9/18/2020				1260		
11/10/2020	6.3					
12/15/2020	6.7					
1/19/2021	7.4					
3/10/2021	<1					
3/11/2021		22.7	35.5			
3/16/2021					379	
3/17/2021				1300		250
8/12/2021		17.4	28.6			
8/13/2021	56.1					
8/18/2021				768		
8/19/2021					223	228
2/1/2022	56.3					
2/7/2022		20.6	33			
2/8/2022					360	238
2/9/2022				1190		

ND substitution: RL or RL/2 if <15% NDs.

Time Series

Constituent: Sulfate (mg/L) Analysis Run 10/21/2024 3:23 PM View: Descriptive

Plant Hammond Client: Southern Company Data: Hammond AP-2

	HGWA-44D (bg)	HGWA-5 (bg)	HGWA-6 (bg)	HGWC-14	HGWC-15	HGWC-16
8/2/2022	13.2					
8/10/2022		19.7	34			206
8/11/2022				1200	365	
1/24/2023	10.1					
1/27/2023		22.7	35			
2/1/2023				1060	341	257
8/8/2023	1.3	32.7	18.8			
8/13/2023				935	281	214
2/13/2024	2	21.8	35.3			
2/17/2024				898	305	
2/18/2024						220
8/6/2024	0.86 (J)	17.4	33.5			
8/8/2024					286	
8/9/2024						190
8/10/2024				854		

Time Series

Constituent: Sulfate (mg/L) Analysis Run 10/21/2024 3:23 PM View: Descriptive

Plant Hammond Client: Southern Company Data: Hammond AP-2

	HGWC-17	HGWC-18	MW-21D	MW-22	MW-23D	MW-33
5/23/2016	395					
5/24/2016		834				
7/12/2016	460	930				
9/1/2016	430	890				
10/25/2016	440	950				
12/7/2016	410					
12/8/2016		910				
1/26/2017	440	970				
3/22/2017	460					
3/23/2017		980				
5/25/2017	430	920				
10/4/2017	490	870				
6/5/2018		962				
6/6/2018	520					
10/3/2018	651	1170				
4/4/2019			915			
4/5/2019	642	1030		392	585	
9/25/2019	434	920	767			
9/26/2019					556	
9/27/2019				520		
1/22/2020						1250
3/27/2020				419		
3/31/2020	484	934				
4/1/2020			889		478	1210
6/17/2020			901			1210
9/15/2020		1080				
9/16/2020	467					
9/17/2020				468	490	
9/21/2020			1010			1290
3/17/2021				461	486	
3/18/2021	447	1050	829			1360
8/18/2021	280					740
8/19/2021		934	724	412 (M1)	432	
2/8/2022	364	960	779	449		1220
2/10/2022					430	
8/10/2022	423	946				1010
8/11/2022			910	472	389	
1/27/2023			646			895
1/30/2023	451			445		
2/1/2023		776			438	
8/12/2023			276			
8/13/2023	351	895		410	379	970
2/17/2024	260					
2/18/2024		755	150	427	401	820
8/8/2024	238					
8/9/2024		413	103		353	848
8/10/2024				389		

Time Series

Constituent: Sulfate (mg/L) Analysis Run 10/21/2024 3:23 PM View: Descriptive

Plant Hammond Client: Southern Company Data: Hammond AP-2

	MW-34D	MW-35	MW-37D	MW-51
6/18/2020	1100	1160	286	
9/21/2020		1220		
9/23/2020	1080		256	
3/12/2021			237	
3/19/2021		1220		
8/16/2021	987			
8/18/2021		789	207	757
2/8/2022		1190	248	1150
2/9/2022	1050			
8/10/2022	1040		122	
8/11/2022		1020		979
1/30/2023	1120		85.2	
2/1/2023		1190		1110
8/12/2023	948	1090		1040
8/13/2023			39.2	
2/18/2024	918		30.4	
2/19/2024		1060		1010
8/9/2024		1030		934
8/10/2024	825		21.6	

Time Series

Constituent: Thallium (mg/L) Analysis Run 10/21/2024 3:23 PM View: Descriptive

Plant Hammond Client: Southern Company Data: Hammond AP-2

	HGWA-1 (bg)	HGWA-2 (bg)	HGWA-3 (bg)	HGWA-4 (bg)	HGWA-42D (bg)	HGWA-43D (bg)
5/19/2016	<0.001	<0.001	<0.001	<0.001		
7/11/2016	<0.001	<0.001		<0.001		
7/12/2016			<0.001			
8/30/2016	<0.001	<0.001	<0.001	<0.001		
10/19/2016	<0.001	<0.001	<0.001	<0.001		
12/6/2016	<0.001	<0.001	<0.001	<0.001		
1/24/2017	<0.001	<0.001	<0.001	<0.001		
3/21/2017	<0.001	3E-05 (J)	<0.001	<0.001		
5/22/2017	<0.001	<0.001	<0.001			
5/23/2017				<0.001		
4/2/2018	<0.001	<0.001		<0.001		
4/3/2018			<0.001			
6/4/2018	<0.001	<0.001	<0.001	<0.001		
10/1/2018	<0.001	<0.001	<0.001	<0.001		
3/11/2019				<0.001		
3/12/2019	<0.001	<0.001	<0.001			
4/1/2019			<0.001			
4/2/2019	<0.001	<0.001		<0.001		
9/23/2019	<0.001	<0.001	<0.001			
9/24/2019				<0.001		
3/2/2020	<0.001	<0.001	<0.001	<0.001		
3/25/2020	<0.001	<0.001	<0.001			
3/26/2020				<0.001		
9/15/2020	<0.001	<0.001	<0.001	<0.001		
9/16/2020						<0.001
9/17/2020					<0.001	
11/10/2020						<0.001
11/11/2020					<0.001	
12/15/2020					<0.001	<0.001
1/19/2021						<0.001
1/20/2021					<0.001	
2/8/2021	<0.001			<0.001	<0.001	
2/9/2021		<0.001	<0.001			<0.001
3/10/2021	<0.001			<0.001	<0.001	
3/11/2021		<0.001	<0.001			<0.001
8/11/2021	<0.001					<0.001
8/12/2021		<0.001	<0.001	<0.001	<0.001	
2/1/2022	<0.001	<0.001	<0.001			<0.001
2/7/2022				<0.001	<0.001	
8/2/2022	<0.001	<0.001	<0.001	<0.001		<0.001
8/9/2022					<0.001	
1/23/2023			<0.001	<0.001	<0.001	
1/24/2023	<0.001	<0.001				<0.001
8/8/2023	<0.001	<0.001	<0.001	<0.001	<0.001	<0.001
2/13/2024	<0.001	<0.001	<0.001	<0.001	<0.001	<0.001
8/5/2024	<0.001	<0.001	<0.001			
8/6/2024				<0.001	<0.001	<0.001

ND substitution: RL or RL/2 if <15% NDs.

Time Series

Constituent: Thallium (mg/L) Analysis Run 10/21/2024 3:23 PM View: Descriptive

Plant Hammond Client: Southern Company Data: Hammond AP-2

	HGWA-44D (bg)	HGWA-5 (bg)	HGWA-6 (bg)	HGWC-14	HGWC-15	HGWC-16
5/19/2016		<0.001				
5/20/2016			<0.001			
5/23/2016				0.000306 (J)	<0.001	<0.001
7/11/2016		<0.001	<0.001			
7/12/2016				0.0003 (J)	<0.001	<0.001
8/30/2016		<0.001	<0.001			
9/1/2016				0.0003 (J)	<0.001	<0.001
10/20/2016		<0.001	<0.001			
10/24/2016				0.0004	<0.001	
10/25/2016						<0.001
12/7/2016				0.0003 (J)	<0.001	<0.001
12/8/2016		<0.001	<0.001			
1/24/2017		<0.001	<0.001			
1/26/2017				0.0003 (J)	<0.001	<0.001
3/21/2017		<0.001	<0.001			
3/22/2017						<0.001
3/23/2017				0.0003 (J)	<0.001	
5/23/2017		<0.001	<0.001			
5/24/2017				0.0003 (J)	<0.001	<0.001
4/3/2018		<0.001	<0.001		<0.001	<0.001
4/4/2018				0.00028 (J)		
6/5/2018		<0.001	<0.001			
6/6/2018				0.00029 (J)	<0.001	<0.001
10/2/2018		<0.001	<0.001			
10/3/2018				0.00029 (J)	<0.001	<0.001
3/12/2019		<0.001	<0.001			
3/14/2019				0.00028 (J)	<0.001	
3/15/2019						<0.001
4/2/2019		<0.001	<0.001			
4/4/2019					<0.001	<0.001
4/5/2019				0.00028 (J)		
9/24/2019		<0.001	<0.001	0.0003 (J)	<0.001	
9/25/2019						<0.001
3/2/2020		<0.001	<0.001			
3/3/2020				0.00026 (J)	<0.001	<0.001
3/25/2020			5.7E-05 (J)			
3/26/2020		<0.001			<0.001	
3/30/2020				0.00028 (J)		<0.001
9/15/2020		<0.001	<0.001			
9/16/2020	<0.001					
9/17/2020					<0.001	<0.001
9/18/2020				0.00028 (J)		
11/10/2020	<0.001					
12/15/2020	<0.001					
1/19/2021	<0.001					
2/9/2021	<0.001	<0.001	<0.001			
2/10/2021						<0.001
2/11/2021				0.00026 (J)		
2/12/2021					<0.001	
3/10/2021	<0.001					
3/11/2021		<0.001	<0.001			
3/16/2021					<0.001	

ND substitution: RL or RL/2 if <15% NDs.

Time Series

Constituent: Thallium (mg/L) Analysis Run 10/21/2024 3:23 PM View: Descriptive

Plant Hammond Client: Southern Company Data: Hammond AP-2

	HGWA-44D (bg)	HGWA-5 (bg)	HGWA-6 (bg)	HGWC-14	HGWC-15	HGWC-16
3/17/2021				0.00034 (J)		<0.001
8/12/2021		<0.001	<0.001			
8/13/2021	<0.001					
8/18/2021				0.00027 (J)		
8/19/2021					<0.001	<0.001
2/1/2022	<0.001					
2/7/2022		<0.001	<0.001			
2/8/2022					<0.001	<0.001
2/9/2022				0.00025 (J)		
8/2/2022	<0.001					
8/10/2022		<0.001	<0.001			<0.001
8/11/2022				0.00024 (J)	<0.001	
1/24/2023	<0.001					
1/27/2023		<0.001	<0.001			
2/1/2023				0.00047 (J)	0.00022 (J)	<0.001
8/8/2023	<0.001	<0.001	<0.001			
8/13/2023				0.00026 (J)	<0.001	<0.001
2/13/2024	<0.001	<0.001	<0.001			
2/17/2024				<0.001	<0.001	
2/18/2024						<0.001
8/6/2024	<0.001	<0.001	<0.001			
8/8/2024					<0.001	
8/9/2024						<0.001
8/10/2024				<0.001		

ND substitution: RL or RL/2 if <15% NDs.

Time Series

Constituent: Thallium (mg/L) Analysis Run 10/21/2024 3:23 PM View: Descriptive

Plant Hammond Client: Southern Company Data: Hammond AP-2

	HGWC-17	HGWC-18	MW-21D	MW-22	MW-23D	MW-33
5/23/2016	<0.001					
5/24/2016		<0.001				
7/12/2016	0.0001 (J)	0.0002 (J)				
9/1/2016	<0.001	<0.001				
10/25/2016	<0.001	<0.001				
12/7/2016	<0.001					
12/8/2016		<0.001				
1/26/2017	<0.001	<0.001				
3/22/2017	0.0001 (J)					
3/23/2017		0.0002 (J)				
5/25/2017	0.0001 (J)	0.0002 (J)				
4/3/2018	<0.001	0.00014 (J)				
6/5/2018		0.00016 (J)				
6/6/2018	<0.001					
10/3/2018	<0.001	<0.001				
3/14/2019		<0.001			<0.001	
3/15/2019	<0.001		<0.001	<0.001		
4/4/2019			<0.001			
4/5/2019	0.00013 (J)	0.00014 (J)		<0.001	<0.001	
9/25/2019	0.00012 (J)	0.00019 (J)	<0.001			
9/26/2019					<0.001	
9/27/2019				<0.001		
3/2/2020				<0.001	<0.001	
3/3/2020	0.00011 (J)	0.00013 (J)	<0.001			
3/27/2020				<0.001		
3/31/2020	0.00014 (J)	0.00015 (J)				
4/1/2020			<0.001		<0.001	0.00029 (J)
6/17/2020			<0.001			0.00028 (J)
9/15/2020		0.00016 (J)				
9/16/2020	<0.001					
9/17/2020				<0.001	<0.001	
9/21/2020			<0.001			0.00029 (J)
2/11/2021	<0.001	<0.001	<0.001			
2/12/2021					<0.001	0.00025 (J)
2/15/2021				<0.001		
3/17/2021				<0.001	<0.001	
3/18/2021	<0.001	0.00016 (J)	<0.001			0.00031 (J)
8/18/2021	<0.001					0.0004 (J)
8/19/2021		0.0002 (J)	<0.001	<0.001	<0.001	
2/8/2022	<0.001	<0.001	<0.001	<0.001		0.00025 (J)
2/10/2022					<0.001	
8/10/2022	<0.001	<0.001				<0.001
8/11/2022			<0.001	<0.001	<0.001	
1/27/2023			<0.001			0.00021 (J)
1/30/2023	0.00025 (J)			<0.001		
2/1/2023		<0.001			<0.001	
8/12/2023			<0.001			
8/13/2023	<0.001	<0.001		<0.001	<0.001	0.00022 (J)
2/17/2024	<0.001					
2/18/2024		<0.001	<0.001	<0.001	<0.001	<0.001
8/8/2024	<0.001					
8/9/2024		<0.001	<0.001		<0.001	<0.001

ND substitution: RL or RL/2 if <15% NDs.

Time Series

Constituent: Thallium (mg/L) Analysis Run 10/21/2024 3:23 PM View: Descriptive

Plant Hammond Client: Southern Company Data: Hammond AP-2

	HGWC-17	HGWC-18	MW-21D	MW-22	MW-23D	MW-33
8/10/2024				<0.001		

ND substitution: RL or RL/2 if <15% NDs.

Time Series

Constituent: Thallium (mg/L) Analysis Run 10/21/2024 3:23 PM View: Descriptive

Plant Hammond Client: Southern Company Data: Hammond AP-2

	MW-34D	MW-35	MW-37D	MW-51
6/18/2020	0.00015 (J)	0.00013 (J)	<0.001	
9/21/2020		<0.001		
9/23/2020	<0.001		<0.001	
2/11/2021			<0.001	
2/15/2021		<0.001		
3/12/2021			<0.001	
3/19/2021		<0.001		
8/16/2021	<0.001			
8/18/2021		<0.001	<0.001	<0.001
2/8/2022		<0.001	<0.001	<0.001
2/9/2022	<0.001			
8/10/2022	<0.001		<0.001	
8/11/2022		<0.001		<0.001
1/30/2023	<0.001		<0.001	
2/1/2023		<0.001		<0.001
8/12/2023	<0.001	<0.001		<0.001
8/13/2023			<0.001	
2/18/2024	<0.001		<0.001	
2/19/2024		<0.001		<0.001
8/9/2024		<0.001		<0.001
8/10/2024	<0.001		<0.001	

ND substitution: RL or RL/2 if <15% NDs.

Time Series

Constituent: Total Dissolved Solids (mg/L) Analysis Run 10/21/2024 3:23 PM View: Descriptive

Plant Hammond Client: Southern Company Data: Hammond AP-2

	HGWA-1 (bg)	HGWA-2 (bg)	HGWA-3 (bg)	HGWA-4 (bg)	HGWA-42D (bg)	HGWA-43D (bg)
5/19/2016	421	143	267	165		
7/11/2016	363	125		266		
7/12/2016			249			
8/30/2016	330	168	254	292		
10/19/2016	380	176	357	338		
12/6/2016	377	145	285	356		
1/24/2017	342	129	300	131		
3/21/2017	340	103	288	132		
5/22/2017	338	92	263			
5/23/2017				183		
10/3/2017	343	127	300	161		
6/4/2018	415	140	266	240		
10/1/2018	354	135	291	106		
4/1/2019			284			
4/2/2019	452	133		230		
9/23/2019	442	129	268			
9/24/2019				131		
3/25/2020	496	138	284			
3/26/2020				69		
9/15/2020	265	124	258	93		
9/16/2020						272
9/17/2020					188	
11/10/2020						307
11/11/2020					175	
12/15/2020					193	289
1/19/2021						270
1/20/2021					158	
3/10/2021	348			53	163	
3/11/2021		169	267			279
8/11/2021	366					277
8/12/2021		118	265	55	179	
2/1/2022	270	156	350			156
2/7/2022				54	190	
8/2/2022	400	196	287	48		278
8/9/2022					182	
1/23/2023			293	128	168	
1/24/2023	369	164				271
8/8/2023	457	189	285	141	175	274
2/13/2024	402	214	284	176	212	291
8/5/2024	444	217	304			
8/6/2024				159	191	283

Time Series

Constituent: Total Dissolved Solids (mg/L) Analysis Run 10/21/2024 3:23 PM View: Descriptive

Plant Hammond Client: Southern Company Data: Hammond AP-2

	HGWA-44D (bg)	HGWA-5 (bg)	HGWA-6 (bg)	HGWC-14	HGWC-15	HGWC-16
5/19/2016		168				
5/20/2016			223			
5/23/2016				4130	1270	570
7/11/2016		158	225			
7/12/2016				3140	1100	585
8/30/2016		141	232			
9/1/2016				3200	1180	625
10/20/2016		99	225			
10/24/2016				2920	1090	
10/25/2016						563
12/7/2016				2740	1040	561
12/8/2016		116	235			
1/24/2017		156	272			
1/26/2017				3080	1260	608
3/21/2017		144	222			
3/22/2017						599
3/23/2017				3060	1360	
5/23/2017		134	231			
5/24/2017				3140	1320	598
10/3/2017		147	243			
10/4/2017				3210	1340	626
6/5/2018		152	235			
6/6/2018				2620	1120	678
10/2/2018		146	228			
10/3/2018				2430	1140	700
4/2/2019		144	238			
4/4/2019					926	704
4/5/2019				2310		
9/24/2019		133	222	2470	1140	
9/25/2019						813
3/25/2020			240			
3/26/2020		104			1000	
3/30/2020				2590		787
9/15/2020		116	217			
9/16/2020	270					
9/17/2020					956	804
9/18/2020				2440		
11/10/2020	287					
12/15/2020	295					
1/19/2021	278					
3/10/2021	289					
3/11/2021		118	215			
3/16/2021					92	
3/17/2021				1640		768
8/12/2021		158	229			
8/13/2021	436					
8/18/2021				2350		
8/19/2021					958	816
2/1/2022	444					
2/7/2022		135	224			
2/8/2022					866	852
2/9/2022				2310		

Time Series

Constituent: Total Dissolved Solids (mg/L) Analysis Run 10/21/2024 3:23 PM View: Descriptive

Plant Hammond Client: Southern Company Data: Hammond AP-2

	HGWA-44D (bg)	HGWA-5 (bg)	HGWA-6 (bg)	HGWC-14	HGWC-15	HGWC-16
8/2/2022	311					
8/10/2022		134	217			894
8/11/2022				1060	940	
1/24/2023	363					
1/27/2023		182	229			
2/1/2023				1950	892	1030
8/8/2023	361	225	125			
8/13/2023				1960	881	861
2/13/2024	379	155	240			
2/17/2024				1720	830	
2/18/2024						755
8/6/2024	380	141	247			
8/8/2024					890	
8/9/2024						766
8/10/2024				1780		

Time Series

Constituent: Total Dissolved Solids (mg/L) Analysis Run 10/21/2024 3:23 PM View: Descriptive

Plant Hammond Client: Southern Company Data: Hammond AP-2

	HGWC-17	HGWC-18	MW-21D	MW-22	MW-23D	MW-33
5/23/2016	1010					
5/24/2016		1900				
7/12/2016	976	1950				
9/1/2016	1060	2000				
10/25/2016	<25	1870				
12/7/2016	866					
12/8/2016		1930				
1/26/2017	1000	1950				
3/22/2017	1080					
3/23/2017		2080				
5/25/2017	1080	1970				
10/4/2017	1210	2200				
6/5/2018		1880				
6/6/2018	1180					
10/3/2018	1250	2180				
4/4/2019			1800			
4/5/2019	1260	1610		890	1400	
9/25/2019	1280	1960	1970			
9/26/2019					1400	
9/27/2019				1110		
1/22/2020						2310
3/27/2020				1100		
3/31/2020	1310	1860				
4/1/2020			1940		1530	2590
6/17/2020			2100			2540
9/15/2020		1890				
9/16/2020	1220					
9/17/2020				1090	1360	
9/21/2020			2060			2340
3/17/2021				998	990	
3/18/2021	1020	1390	1390			1790
8/18/2021	1290					3690
8/19/2021		1750	1920	1030	1440	
2/8/2022	1160	1770	1810	1070		2480
2/10/2022					1260	
8/10/2022	1390	1890				2050
8/11/2022			356	960	2700	
1/27/2023			1420			1570
1/30/2023	1320			961		
2/1/2023		1430			1320	
8/12/2023			2200			
8/13/2023	1180	1700		1000	1280	1910
2/17/2024	815					
2/18/2024		1360	477	994	1260	2160
8/8/2024	768					
8/9/2024		864	397		1240	1670
8/10/2024				1030		

ND substitution: RL or RL/2 if <15% NDs.

Time Series

Constituent: Total Dissolved Solids (mg/L) Analysis Run 10/21/2024 3:23 PM View: Descriptive

Plant Hammond Client: Southern Company Data: Hammond AP-2

	MW-34D	MW-35	MW-37D	MW-51
6/18/2020	2320	2310	888	
9/21/2020		2210		
9/23/2020	2430		894	
3/12/2021			890	
3/19/2021		1690		
8/16/2021	2340			
8/18/2021		2390	950	2610
2/8/2022		2410	882	2430
2/9/2022	2260			
8/10/2022	2310		2770	
8/11/2022		1070		2080
1/30/2023	2230		226	
2/1/2023		2410		2090
8/12/2023	837	2290		2220
8/13/2023			258	
2/18/2024	2010		269	
2/19/2024		2120		2040
8/9/2024		2220		2130
8/10/2024	1980		221	

FIGURE B.

Sanitas™ v.10.0.20 Software licensed to Groundwater Stats Consulting. UG

Box & Whiskers Plot

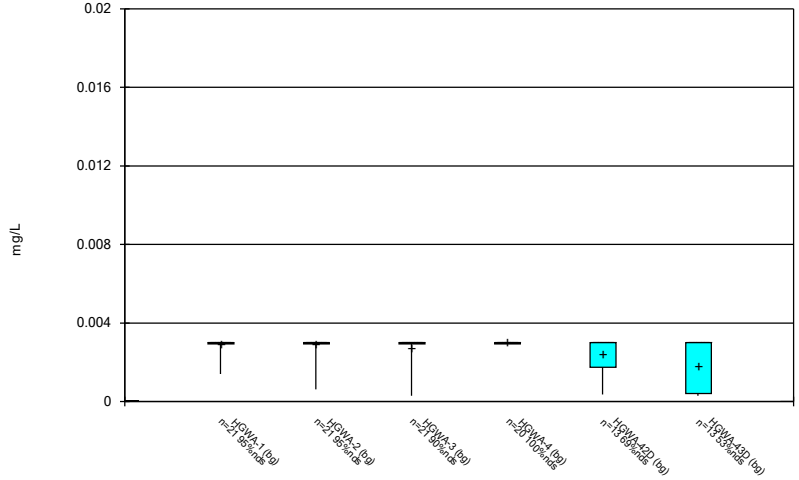

Constituent: Antimony Analysis Run 10/21/2024 3:23 PM View: Descriptive
Plant Hammond Client: Southern Company Data: Hammond AP-2

Sanitas™ v.10.0.20 Software licensed to Groundwater Stats Consulting. UG

Box & Whiskers Plot

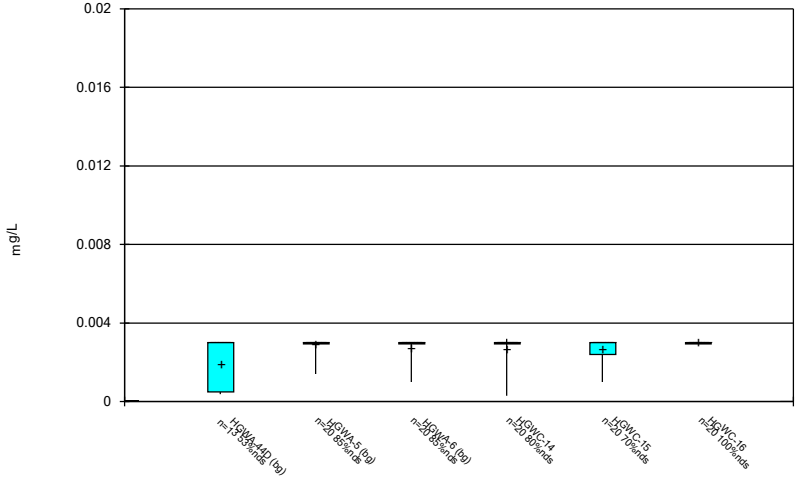

Constituent: Antimony Analysis Run 10/21/2024 3:23 PM View: Descriptive
Plant Hammond Client: Southern Company Data: Hammond AP-2

Sanitas™ v.10.0.20 Software licensed to Groundwater Stats Consulting. UG

Box & Whiskers Plot

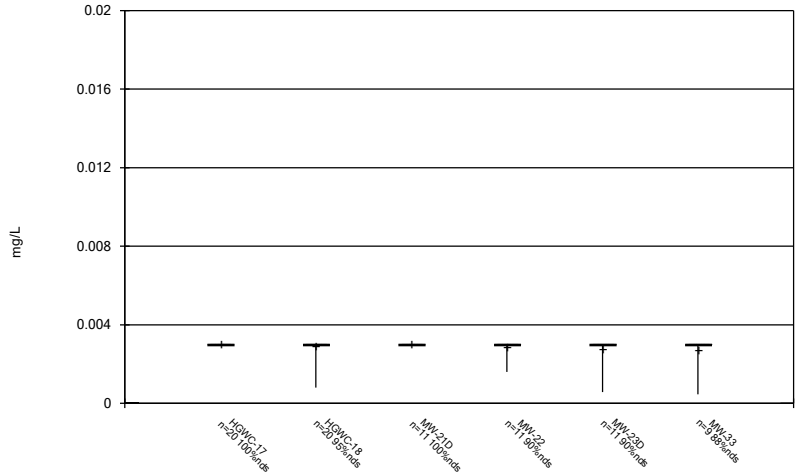

Constituent: Antimony Analysis Run 10/21/2024 3:23 PM View: Descriptive
Plant Hammond Client: Southern Company Data: Hammond AP-2

Sanitas™ v.10.0.20 Software licensed to Groundwater Stats Consulting. UG

Box & Whiskers Plot

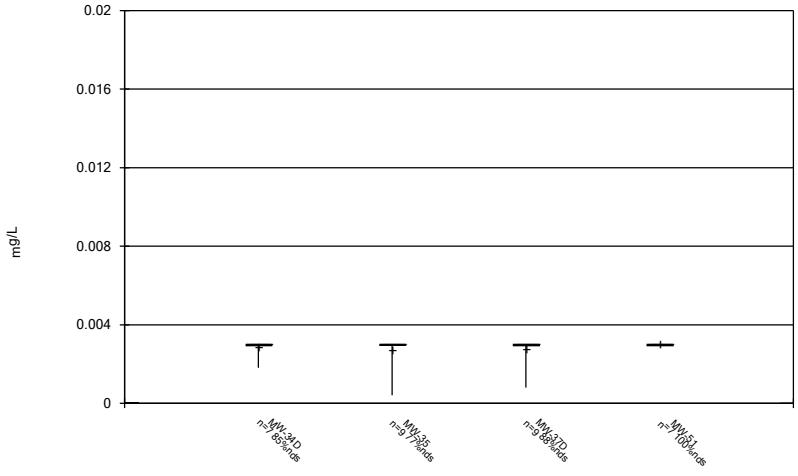

Constituent: Antimony Analysis Run 10/21/2024 3:23 PM View: Descriptive
Plant Hammond Client: Southern Company Data: Hammond AP-2

Sanitas™ v.10.0.20 Software licensed to Groundwater Stats Consulting. UG

Box & Whiskers Plot

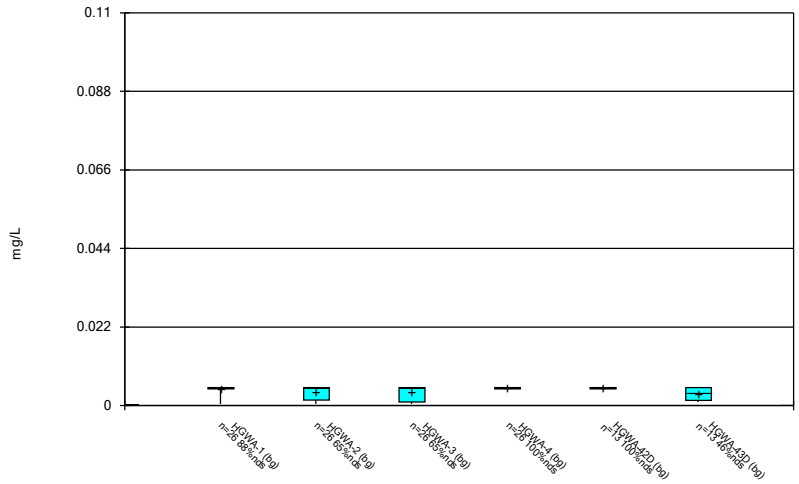

Constituent: Arsenic Analysis Run 10/21/2024 3:23 PM View: Descriptive
Plant Hammond Client: Southern Company Data: Hammond AP-2

Sanitas™ v.10.0.20 Software licensed to Groundwater Stats Consulting. UG

Box & Whiskers Plot

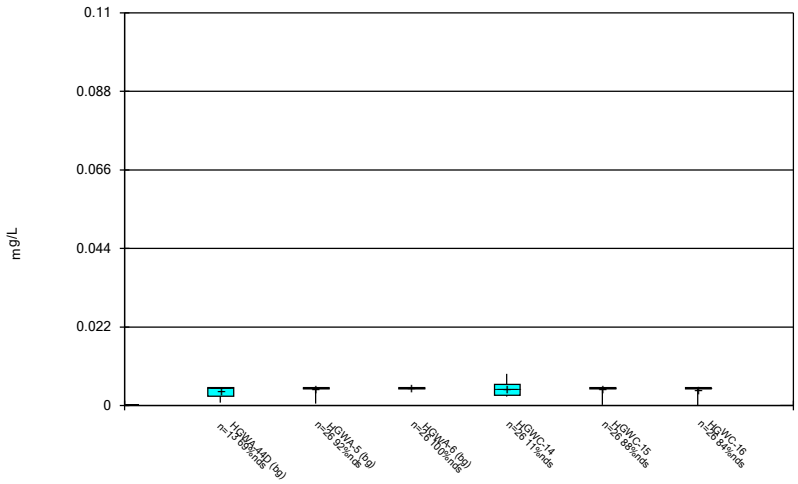

Constituent: Arsenic Analysis Run 10/21/2024 3:23 PM View: Descriptive
Plant Hammond Client: Southern Company Data: Hammond AP-2

Sanitas™ v.10.0.20 Software licensed to Groundwater Stats Consulting. UG

Box & Whiskers Plot

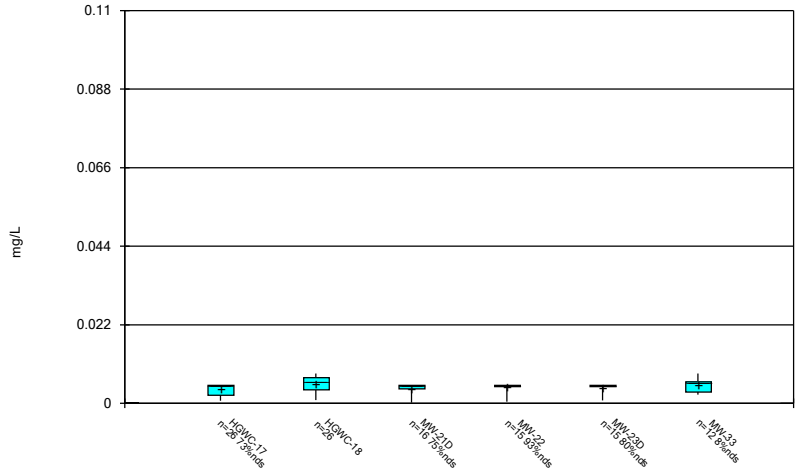

Constituent: Arsenic Analysis Run 10/21/2024 3:23 PM View: Descriptive
Plant Hammond Client: Southern Company Data: Hammond AP-2

Sanitas™ v.10.0.20 Software licensed to Groundwater Stats Consulting. UG

Box & Whiskers Plot

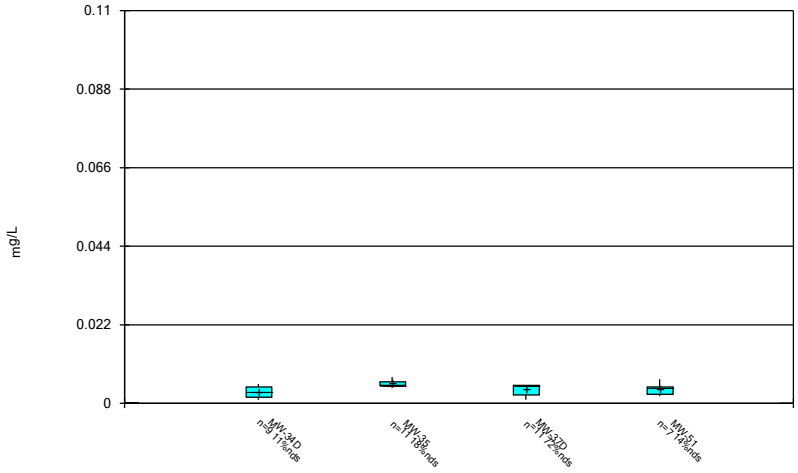

Constituent: Arsenic Analysis Run 10/21/2024 3:23 PM View: Descriptive
Plant Hammond Client: Southern Company Data: Hammond AP-2

Sanitas™ v.10.0.20 Software licensed to Groundwater Stats Consulting. UG

Box & Whiskers Plot

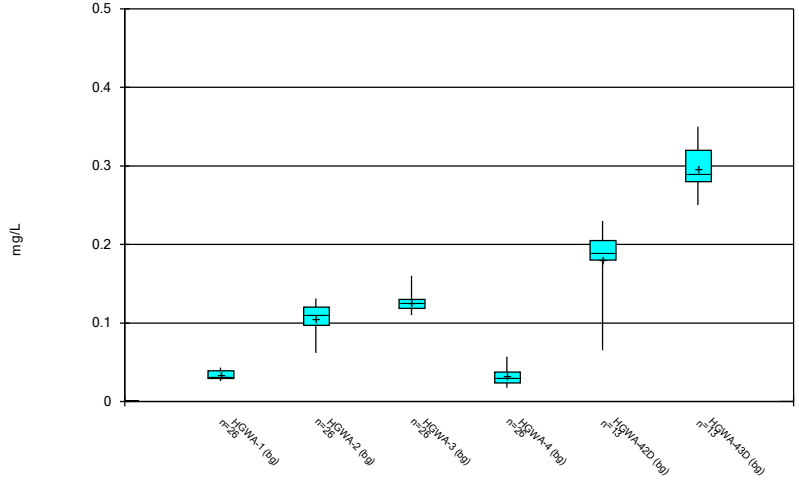

Constituent: Barium Analysis Run 10/21/2024 3:23 PM View: Descriptive
Plant Hammond Client: Southern Company Data: Hammond AP-2

Sanitas™ v.10.0.20 Software licensed to Groundwater Stats Consulting. UG

Box & Whiskers Plot

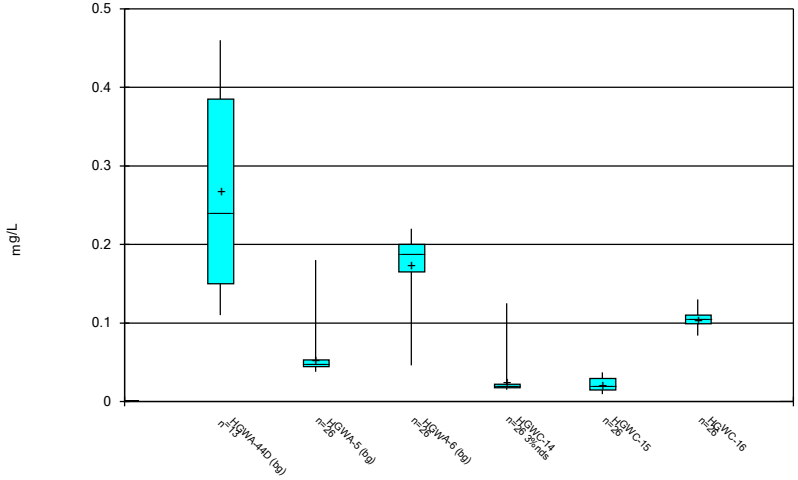

Constituent: Barium Analysis Run 10/21/2024 3:23 PM View: Descriptive
Plant Hammond Client: Southern Company Data: Hammond AP-2

Sanitas™ v.10.0.20 Software licensed to Groundwater Stats Consulting. UG

Box & Whiskers Plot

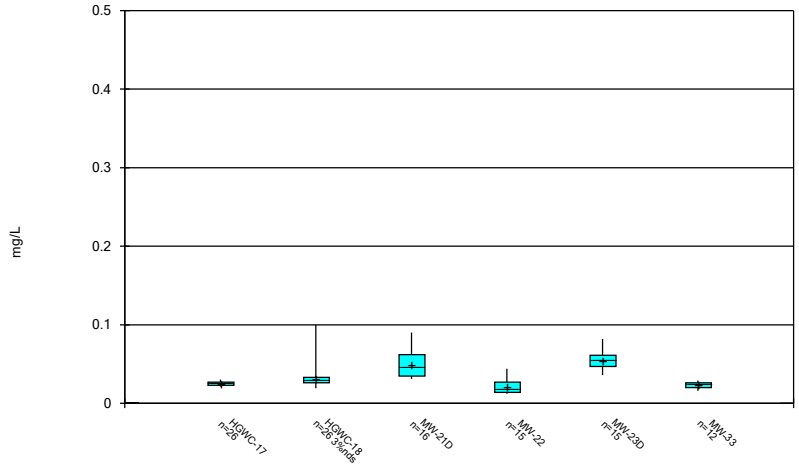

Constituent: Barium Analysis Run 10/21/2024 3:23 PM View: Descriptive
Plant Hammond Client: Southern Company Data: Hammond AP-2

Sanitas™ v.10.0.20 Software licensed to Groundwater Stats Consulting. UG

Box & Whiskers Plot

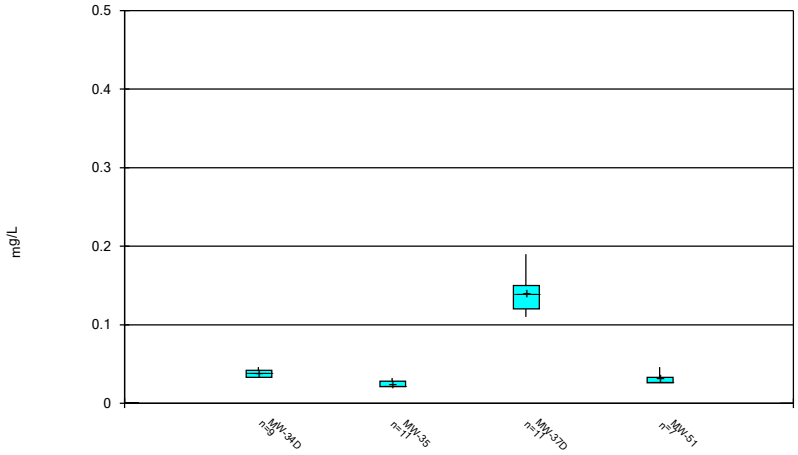

Constituent: Barium Analysis Run 10/21/2024 3:23 PM View: Descriptive
Plant Hammond Client: Southern Company Data: Hammond AP-2

Sanitas™ v.10.0.20 Software licensed to Groundwater Stats Consulting. UG

Box & Whiskers Plot

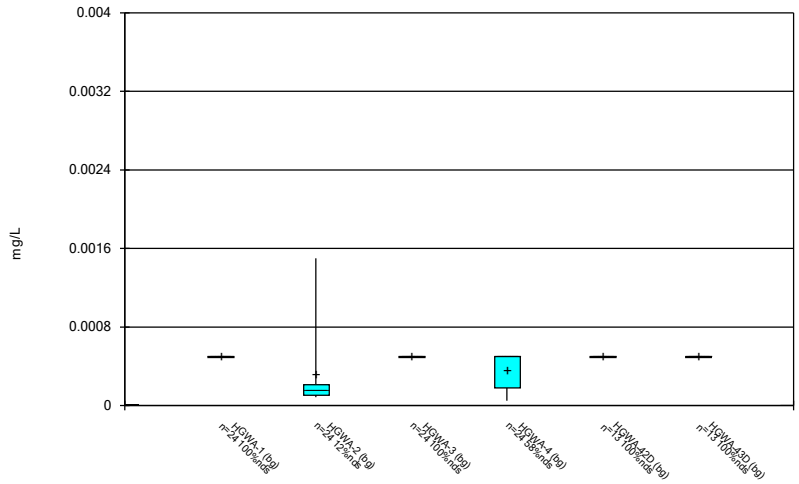

Constituent: Beryllium Analysis Run 10/21/2024 3:23 PM View: Descriptive
Plant Hammond Client: Southern Company Data: Hammond AP-2

Sanitas™ v.10.0.20 Software licensed to Groundwater Stats Consulting. UG

Box & Whiskers Plot

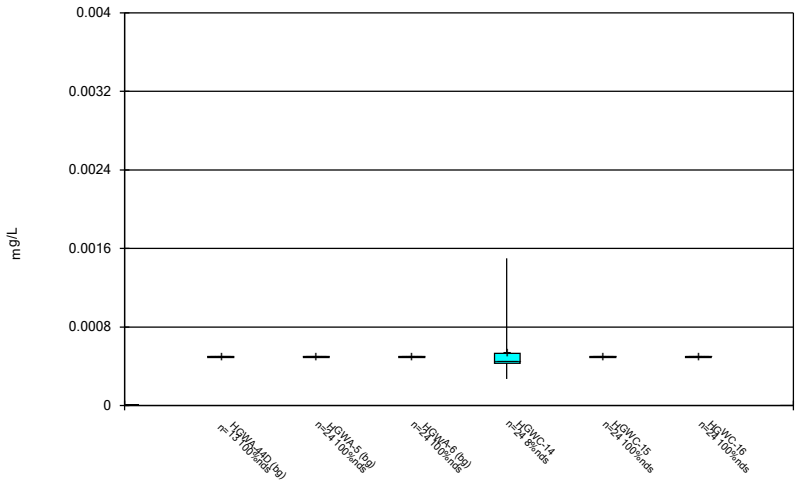

Constituent: Beryllium Analysis Run 10/21/2024 3:23 PM View: Descriptive
Plant Hammond Client: Southern Company Data: Hammond AP-2

Sanitas™ v.10.0.20 Software licensed to Groundwater Stats Consulting. UG

Box & Whiskers Plot

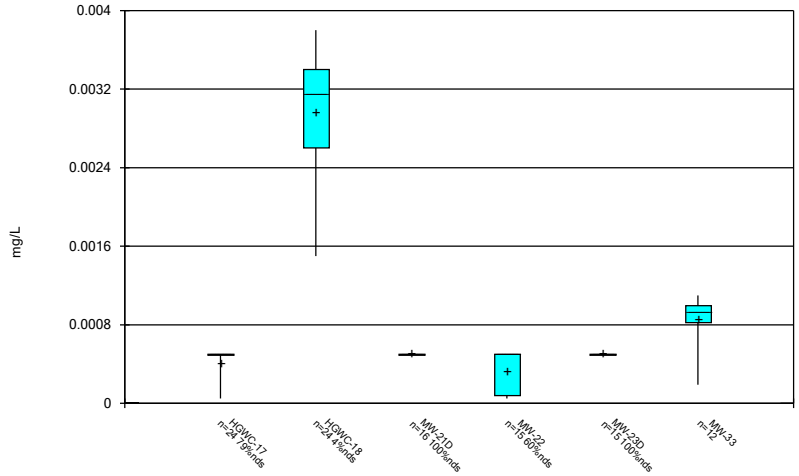

Constituent: Beryllium Analysis Run 10/21/2024 3:23 PM View: Descriptive
Plant Hammond Client: Southern Company Data: Hammond AP-2

Sanitas™ v.10.0.20 Software licensed to Groundwater Stats Consulting. UG

Box & Whiskers Plot

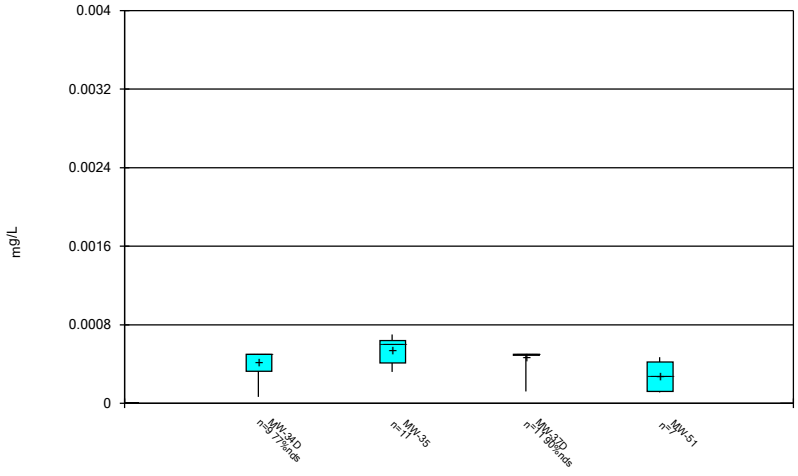

Constituent: Beryllium Analysis Run 10/21/2024 3:23 PM View: Descriptive
Plant Hammond Client: Southern Company Data: Hammond AP-2

Sanitas™ v.10.0.20 Software licensed to Groundwater Stats Consulting. UG

Box & Whiskers Plot

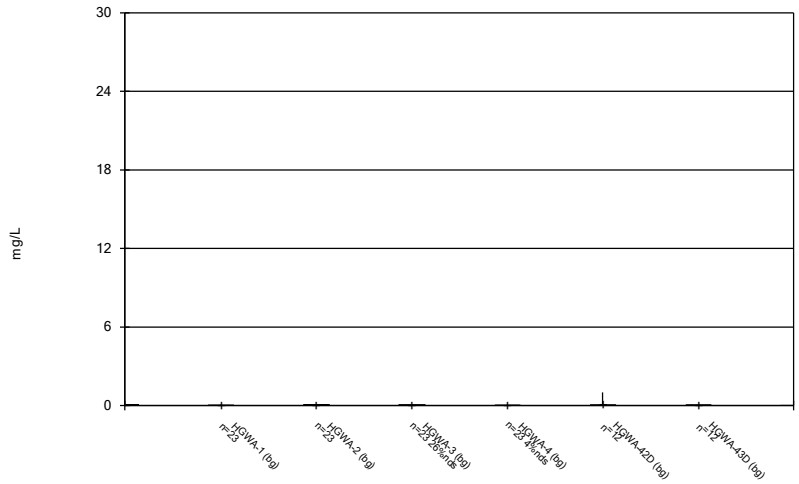

Constituent: Boron Analysis Run 10/21/2024 3:23 PM View: Descriptive
Plant Hammond Client: Southern Company Data: Hammond AP-2

Sanitas™ v.10.0.20 Software licensed to Groundwater Stats Consulting. UG

Box & Whiskers Plot

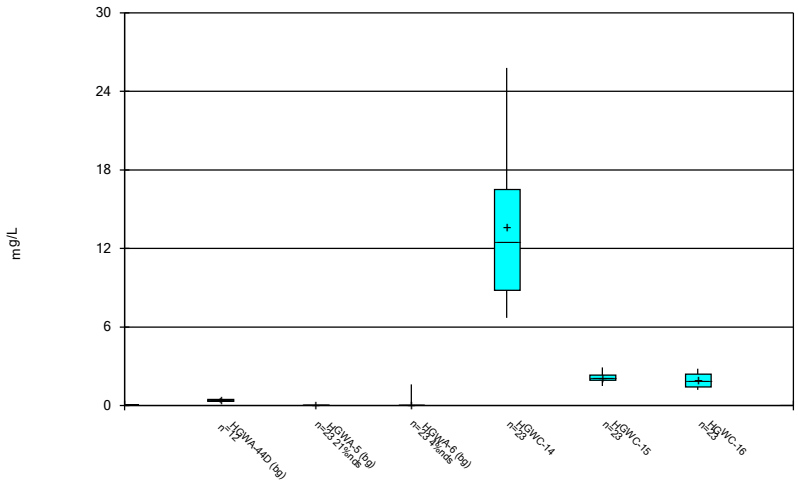

Constituent: Boron Analysis Run 10/21/2024 3:23 PM View: Descriptive
Plant Hammond Client: Southern Company Data: Hammond AP-2

Sanitas™ v.10.0.20 Software licensed to Groundwater Stats Consulting. UG

Box & Whiskers Plot

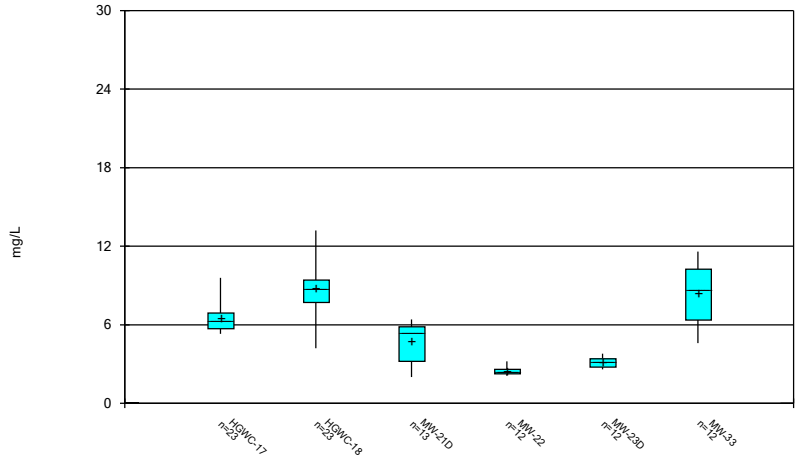

Constituent: Boron Analysis Run 10/21/2024 3:23 PM View: Descriptive
Plant Hammond Client: Southern Company Data: Hammond AP-2

Sanitas™ v.10.0.20 Software licensed to Groundwater Stats Consulting. UG

Box & Whiskers Plot

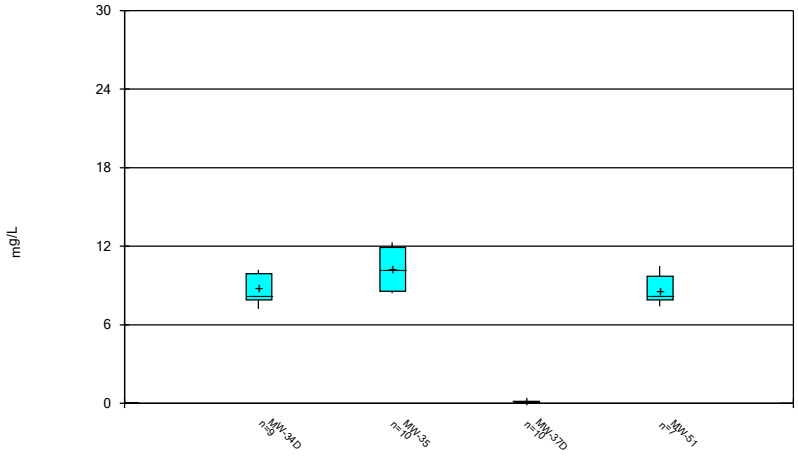

Constituent: Boron Analysis Run 10/21/2024 3:23 PM View: Descriptive
Plant Hammond Client: Southern Company Data: Hammond AP-2

Sanitas™ v.10.0.20 Software licensed to Groundwater Stats Consulting. UG

Box & Whiskers Plot

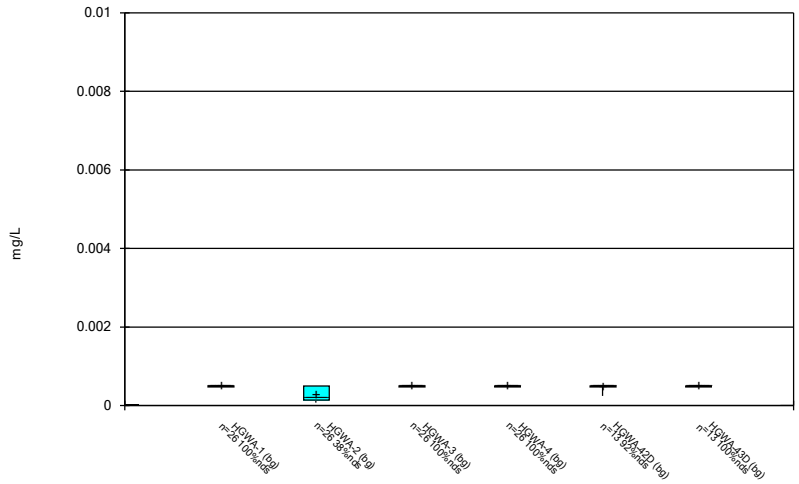

Constituent: Cadmium Analysis Run 10/21/2024 3:23 PM View: Descriptive

Plant Hammond Client: Southern Company Data: Hammond AP-2

Sanitas™ v.10.0.20 Software licensed to Groundwater Stats Consulting. UG

Box & Whiskers Plot

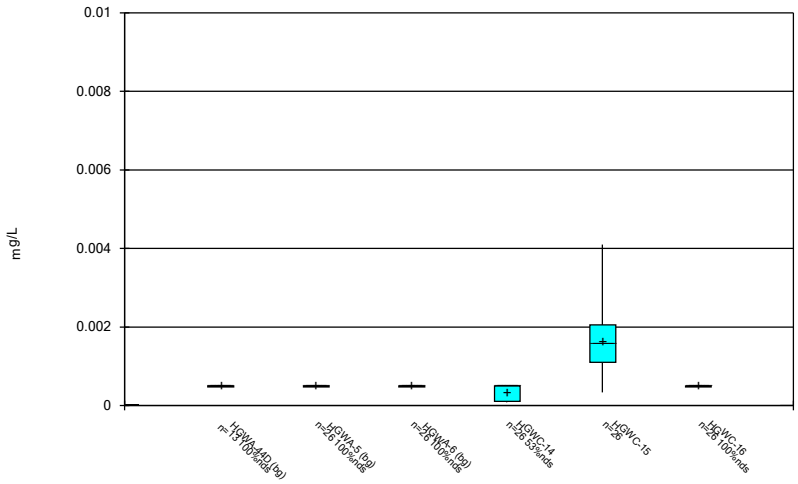

Constituent: Cadmium Analysis Run 10/21/2024 3:23 PM View: Descriptive

Plant Hammond Client: Southern Company Data: Hammond AP-2

Sanitas™ v.10.0.20 Software licensed to Groundwater Stats Consulting. UG

Box & Whiskers Plot

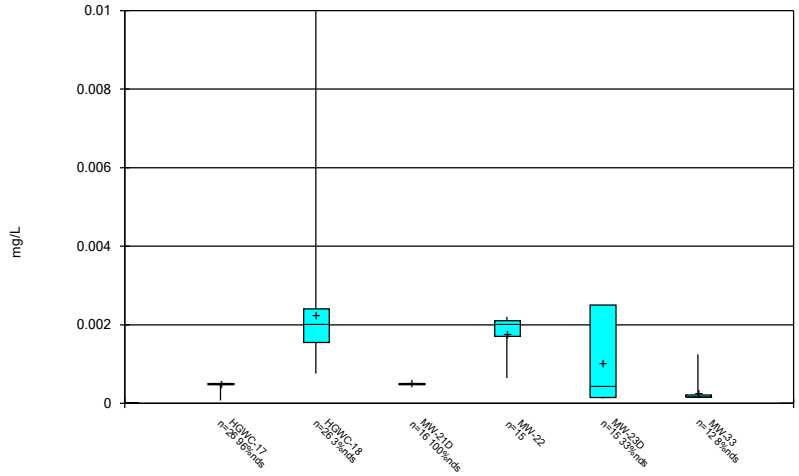

Constituent: Cadmium Analysis Run 10/21/2024 3:23 PM View: Descriptive

Plant Hammond Client: Southern Company Data: Hammond AP-2

Sanitas™ v.10.0.20 Software licensed to Groundwater Stats Consulting. UG

Box & Whiskers Plot

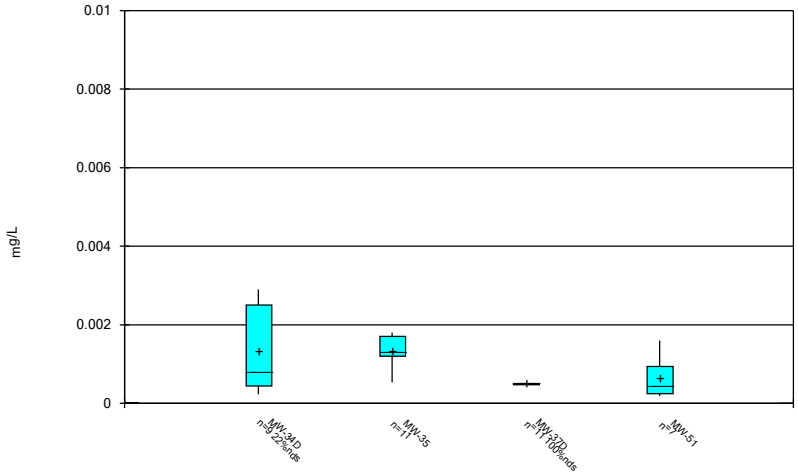

Constituent: Cadmium Analysis Run 10/21/2024 3:23 PM View: Descriptive

Plant Hammond Client: Southern Company Data: Hammond AP-2

Sanitas™ v.10.0.20 Software licensed to Groundwater Stats Consulting. UG

Box & Whiskers Plot

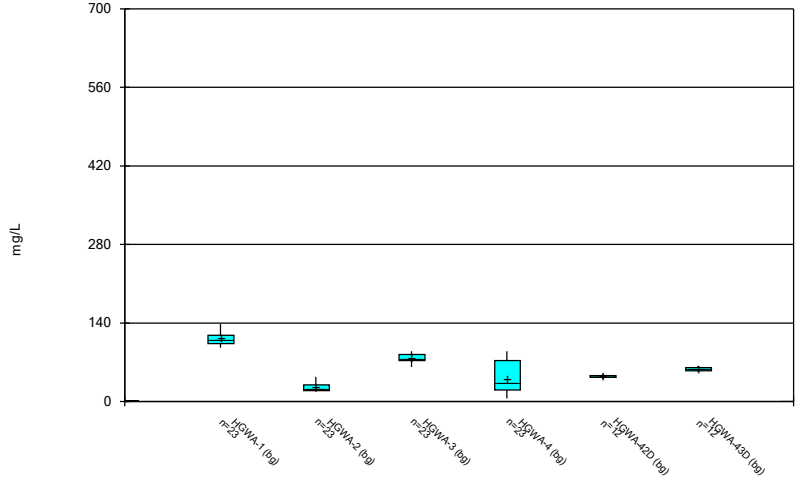

Constituent: Calcium Analysis Run 10/21/2024 3:23 PM View: Descriptive
Plant Hammond Client: Southern Company Data: Hammond AP-2

Sanitas™ v.10.0.20 Software licensed to Groundwater Stats Consulting. UG

Box & Whiskers Plot

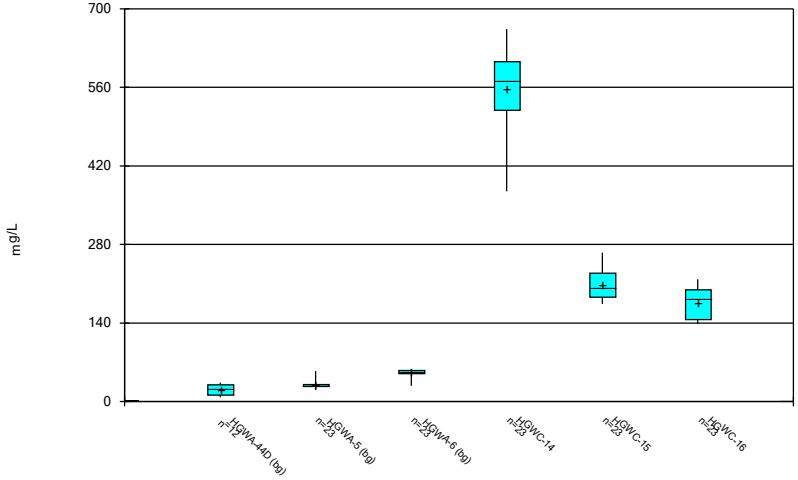

Constituent: Calcium Analysis Run 10/21/2024 3:23 PM View: Descriptive
Plant Hammond Client: Southern Company Data: Hammond AP-2

Sanitas™ v.10.0.20 Software licensed to Groundwater Stats Consulting. UG

Box & Whiskers Plot

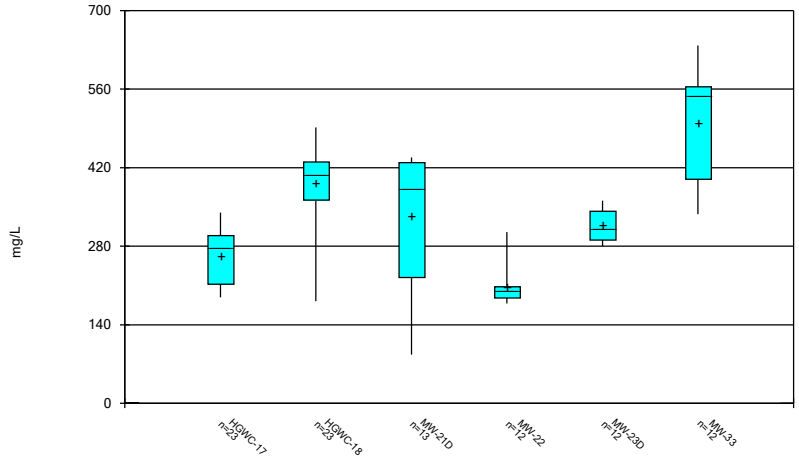

Constituent: Calcium Analysis Run 10/21/2024 3:23 PM View: Descriptive
Plant Hammond Client: Southern Company Data: Hammond AP-2

Sanitas™ v.10.0.20 Software licensed to Groundwater Stats Consulting. UG

Box & Whiskers Plot

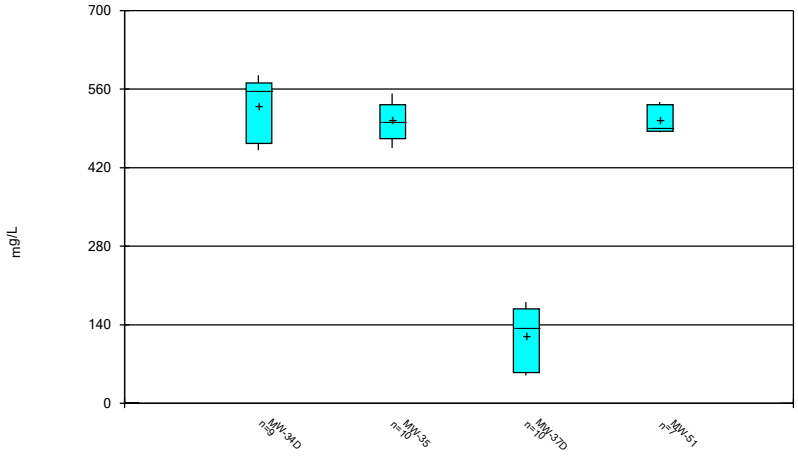

Constituent: Calcium Analysis Run 10/21/2024 3:23 PM View: Descriptive
Plant Hammond Client: Southern Company Data: Hammond AP-2

Sanitas™ v.10.0.20 Software licensed to Groundwater Stats Consulting. UG

Box & Whiskers Plot

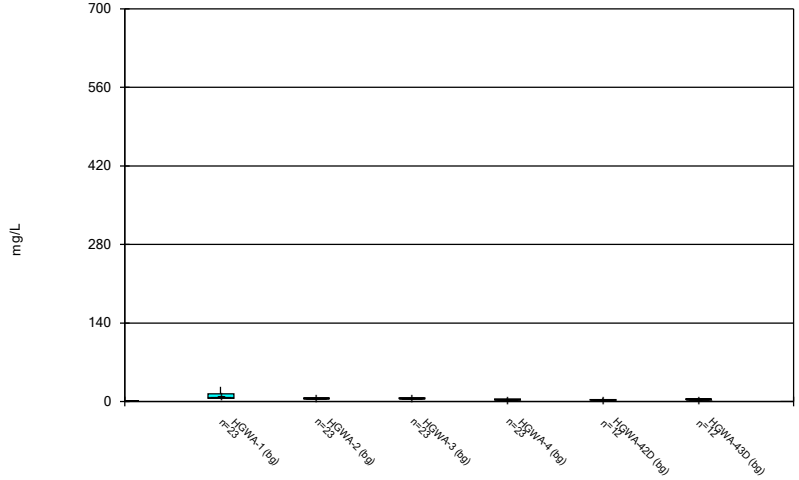

Constituent: Chloride Analysis Run 10/21/2024 3:23 PM View: Descriptive
Plant Hammond Client: Southern Company Data: Hammond AP-2

Sanitas™ v.10.0.20 Software licensed to Groundwater Stats Consulting. UG

Box & Whiskers Plot

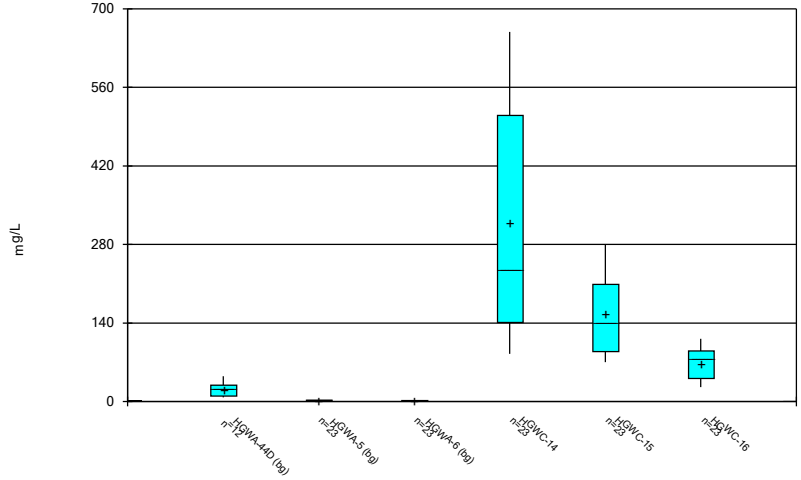

Constituent: Chloride Analysis Run 10/21/2024 3:23 PM View: Descriptive
Plant Hammond Client: Southern Company Data: Hammond AP-2

Sanitas™ v.10.0.20 Software licensed to Groundwater Stats Consulting. UG

Box & Whiskers Plot

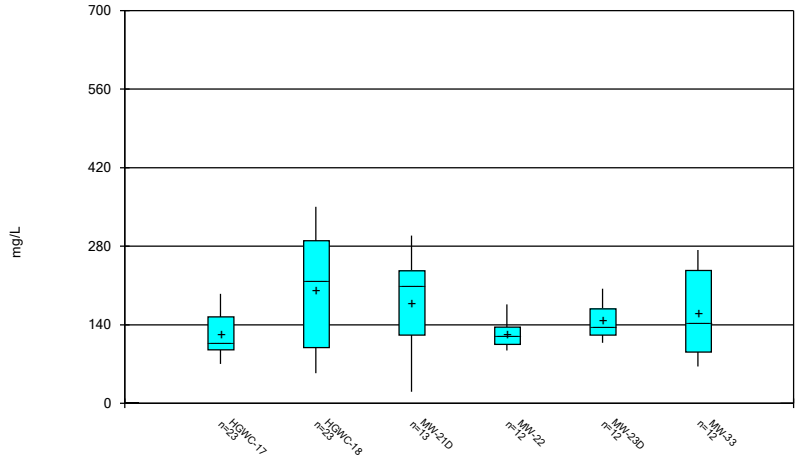

Constituent: Chloride Analysis Run 10/21/2024 3:23 PM View: Descriptive
Plant Hammond Client: Southern Company Data: Hammond AP-2

Sanitas™ v.10.0.20 Software licensed to Groundwater Stats Consulting. UG

Box & Whiskers Plot

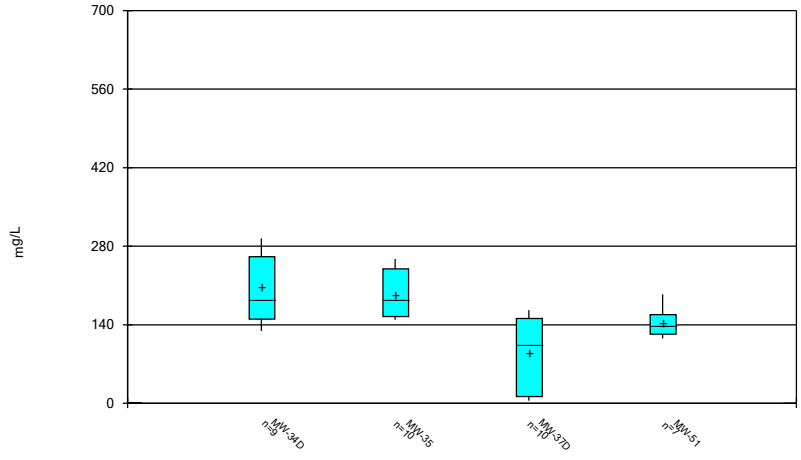

Constituent: Chloride Analysis Run 10/21/2024 3:23 PM View: Descriptive
Plant Hammond Client: Southern Company Data: Hammond AP-2

Sanitas™ v.10.0.20 Software licensed to Groundwater Stats Consulting. UG

Box & Whiskers Plot

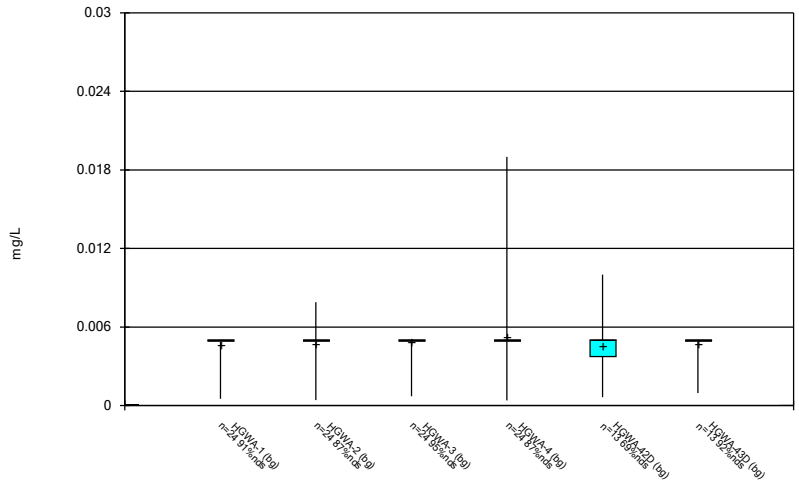

Constituent: Chromium Analysis Run 10/21/2024 3:23 PM View: Descriptive

Plant Hammond Client: Southern Company Data: Hammond AP-2

Sanitas™ v.10.0.20 Software licensed to Groundwater Stats Consulting. UG

Box & Whiskers Plot

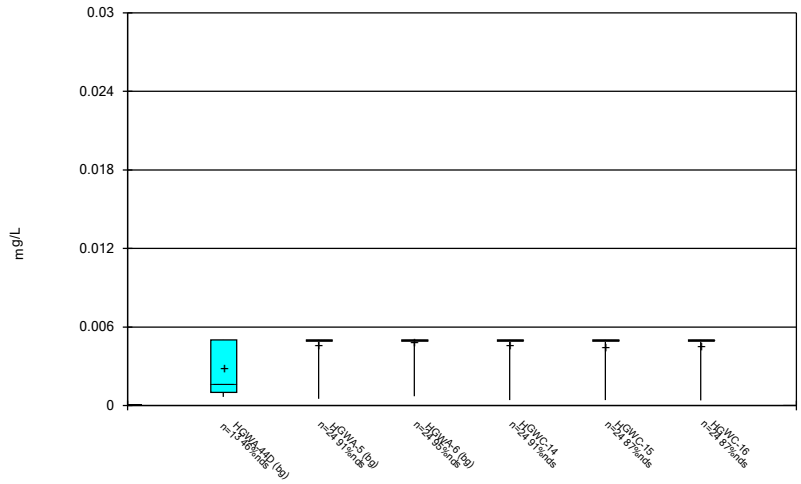

Constituent: Chromium Analysis Run 10/21/2024 3:23 PM View: Descriptive

Plant Hammond Client: Southern Company Data: Hammond AP-2

Sanitas™ v.10.0.20 Software licensed to Groundwater Stats Consulting. UG

Box & Whiskers Plot

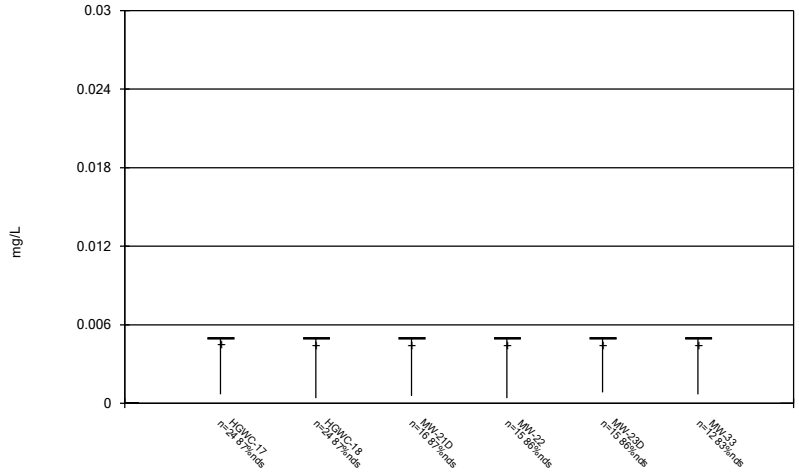

Constituent: Chromium Analysis Run 10/21/2024 3:23 PM View: Descriptive

Plant Hammond Client: Southern Company Data: Hammond AP-2

Sanitas™ v.10.0.20 Software licensed to Groundwater Stats Consulting. UG

Box & Whiskers Plot

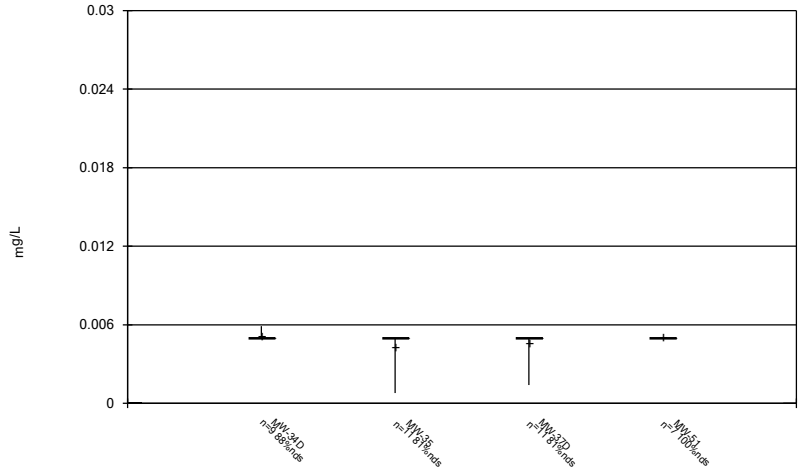

Constituent: Chromium Analysis Run 10/21/2024 3:23 PM View: Descriptive

Plant Hammond Client: Southern Company Data: Hammond AP-2

Sanitas™ v.10.0.20 Software licensed to Groundwater Stats Consulting. UG

Box & Whiskers Plot

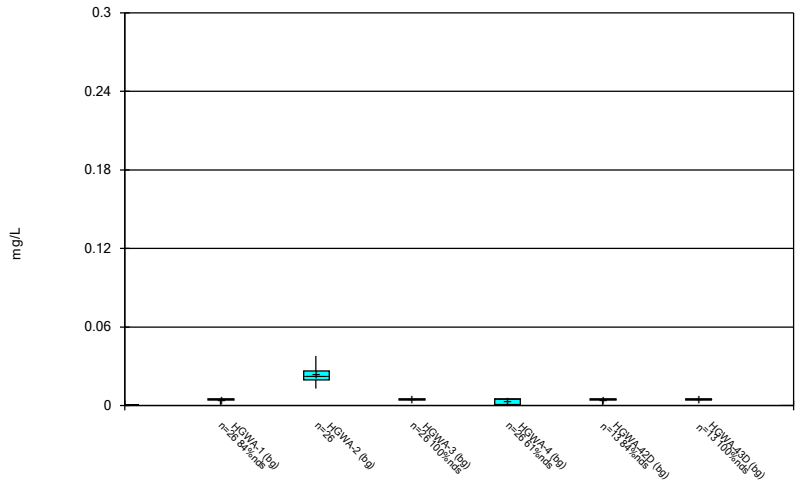

Constituent: Cobalt Analysis Run 10/21/2024 3:23 PM View: Descriptive
Plant Hammond Client: Southern Company Data: Hammond AP-2

Sanitas™ v.10.0.20 Software licensed to Groundwater Stats Consulting. UG

Box & Whiskers Plot

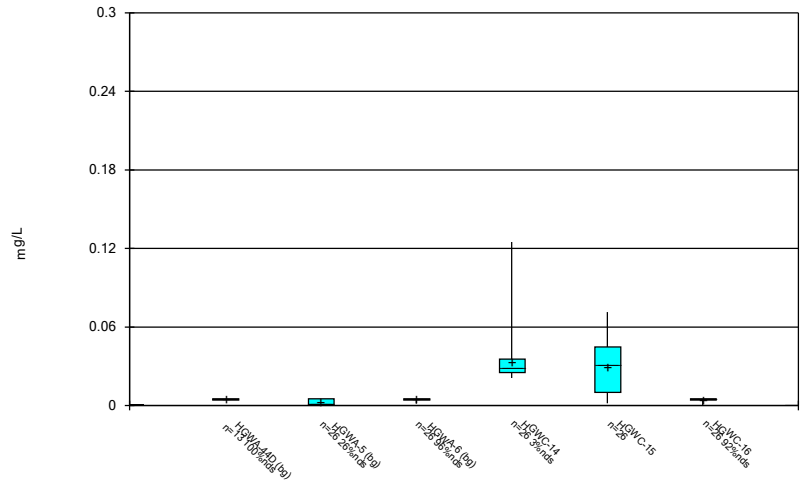

Constituent: Cobalt Analysis Run 10/21/2024 3:23 PM View: Descriptive
Plant Hammond Client: Southern Company Data: Hammond AP-2

Sanitas™ v.10.0.20 Software licensed to Groundwater Stats Consulting. UG

Box & Whiskers Plot

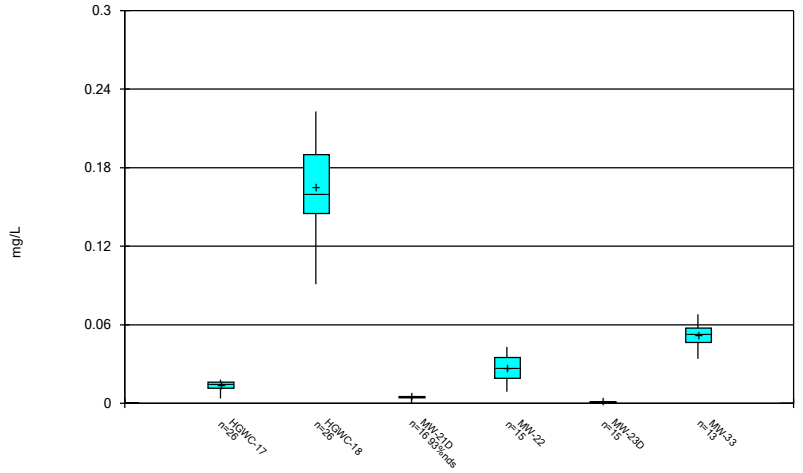

Constituent: Cobalt Analysis Run 10/21/2024 3:23 PM View: Descriptive
Plant Hammond Client: Southern Company Data: Hammond AP-2

Sanitas™ v.10.0.20 Software licensed to Groundwater Stats Consulting. UG

Box & Whiskers Plot

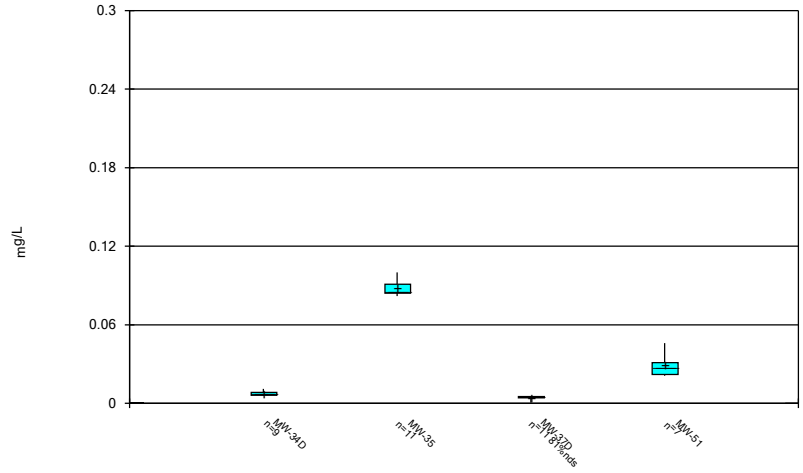

Constituent: Cobalt Analysis Run 10/21/2024 3:23 PM View: Descriptive
Plant Hammond Client: Southern Company Data: Hammond AP-2

Sanitas™ v.10.0.20 Software licensed to Groundwater Stats Consulting. UG

Box & Whiskers Plot

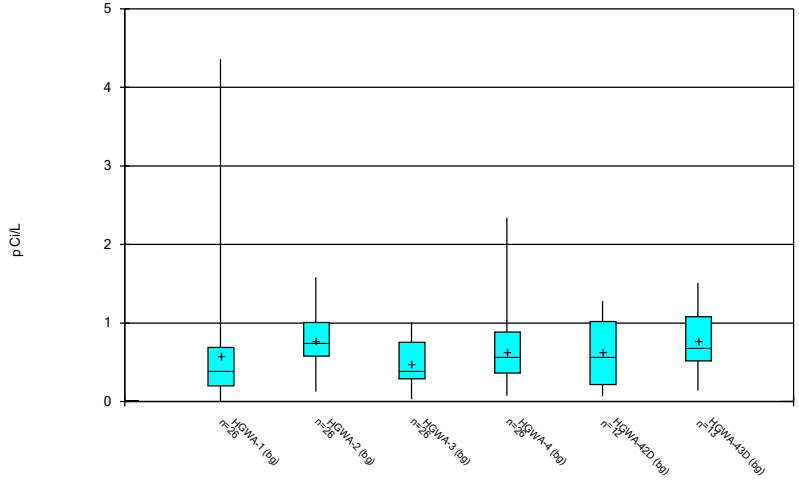

Constituent: Combined Radium 226 + 228 Analysis Run 10/21/2024 3:24 PM View: Descriptive

Plant Hammond Client: Southern Company Data: Hammond AP-2

Sanitas™ v.10.0.20 Software licensed to Groundwater Stats Consulting. UG

Box & Whiskers Plot

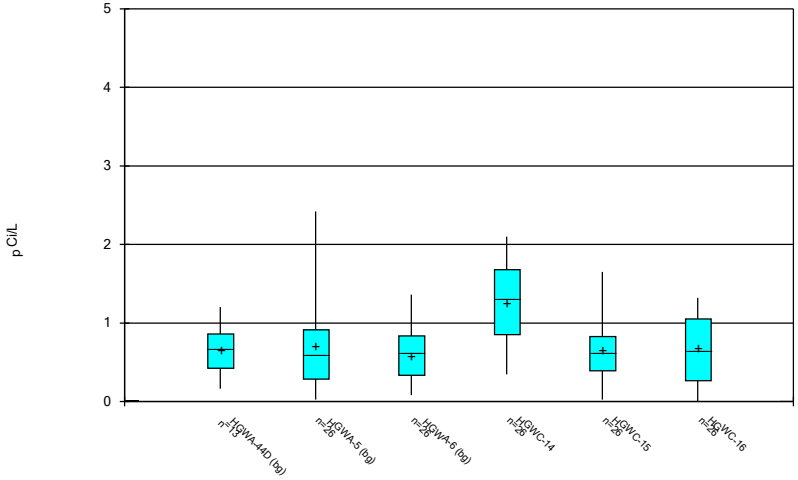

Constituent: Combined Radium 226 + 228 Analysis Run 10/21/2024 3:24 PM View: Descriptive

Plant Hammond Client: Southern Company Data: Hammond AP-2

Sanitas™ v.10.0.20 Software licensed to Groundwater Stats Consulting. UG

Box & Whiskers Plot

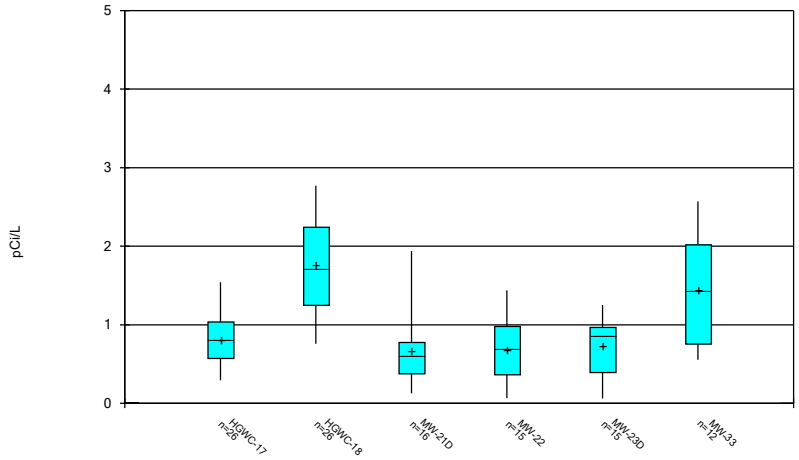

Constituent: Combined Radium 226 + 228 Analysis Run 10/21/2024 3:24 PM View: Descriptive

Plant Hammond Client: Southern Company Data: Hammond AP-2

Sanitas™ v.10.0.20 Software licensed to Groundwater Stats Consulting. UG

Box & Whiskers Plot

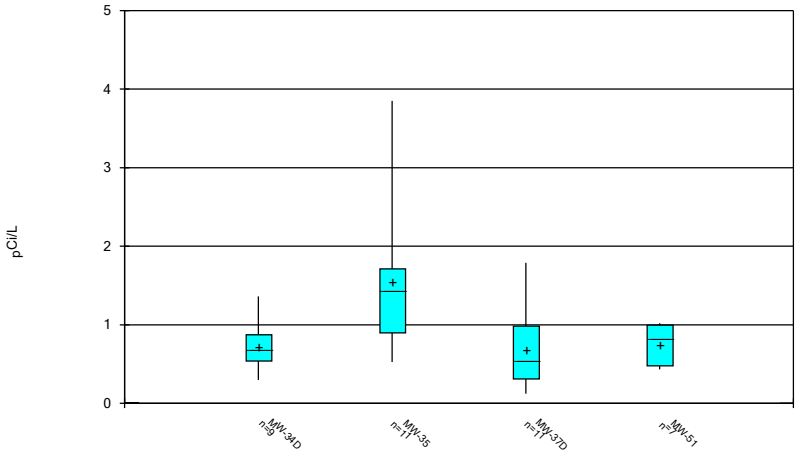

Constituent: Combined Radium 226 + 228 Analysis Run 10/21/2024 3:24 PM View: Descriptive

Plant Hammond Client: Southern Company Data: Hammond AP-2

Sanitas™ v.10.0.20 Software licensed to Groundwater Stats Consulting. UG

Box & Whiskers Plot

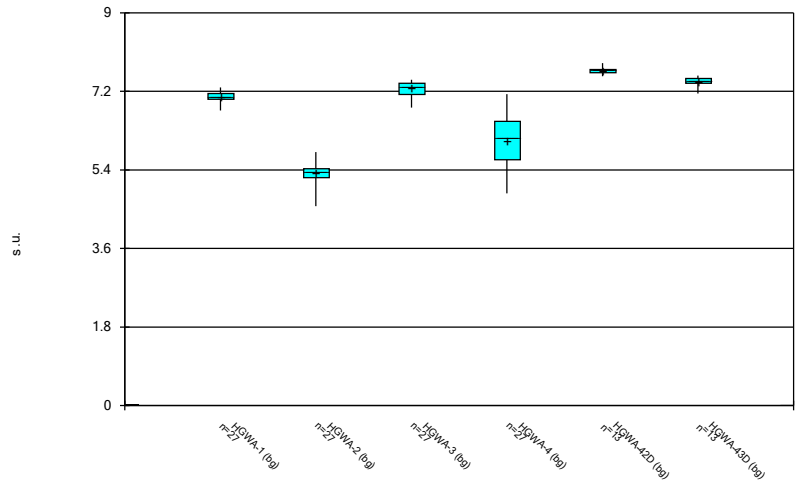

Constituent: Field pH Analysis Run 10/21/2024 3:24 PM View: Descriptive
Plant Hammond Client: Southern Company Data: Hammond AP-2

Sanitas™ v.10.0.20 Software licensed to Groundwater Stats Consulting. UG

Box & Whiskers Plot

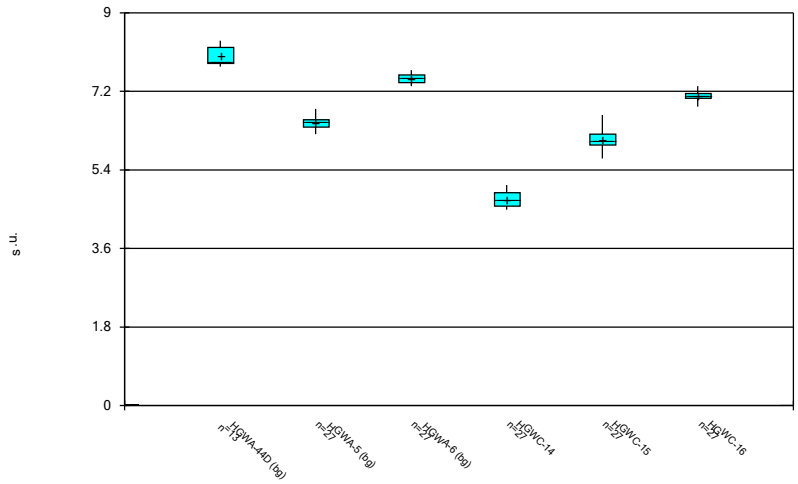

Constituent: Field pH Analysis Run 10/21/2024 3:24 PM View: Descriptive
Plant Hammond Client: Southern Company Data: Hammond AP-2

Sanitas™ v.10.0.20 Software licensed to Groundwater Stats Consulting. UG

Box & Whiskers Plot

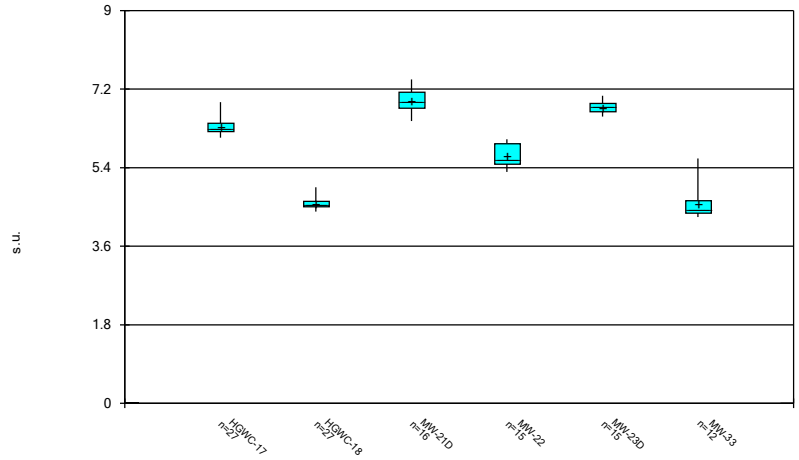

Constituent: Field pH Analysis Run 10/21/2024 3:24 PM View: Descriptive
Plant Hammond Client: Southern Company Data: Hammond AP-2

Sanitas™ v.10.0.20 Software licensed to Groundwater Stats Consulting. UG

Box & Whiskers Plot

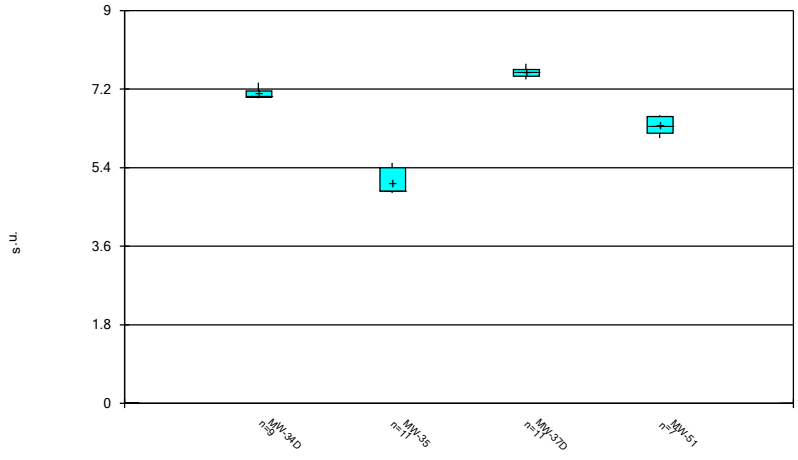

Constituent: Field pH Analysis Run 10/21/2024 3:24 PM View: Descriptive
Plant Hammond Client: Southern Company Data: Hammond AP-2

Sanitas™ v.10.0.20 Software licensed to Groundwater Stats Consulting. UG

Box & Whiskers Plot

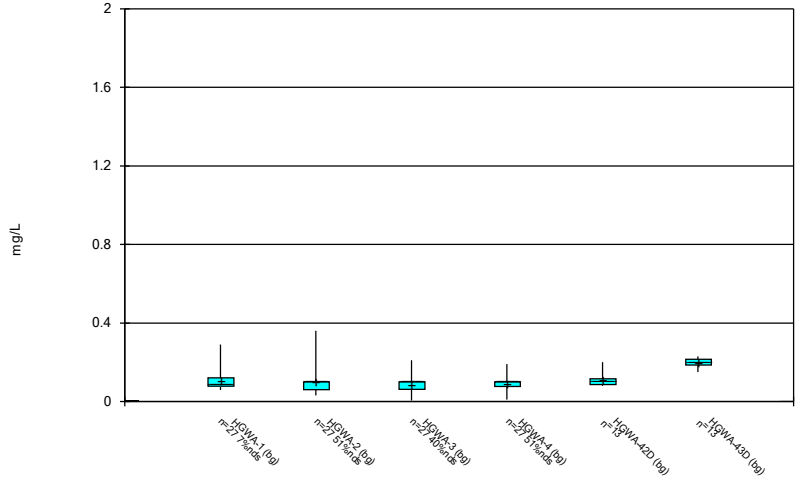

Constituent: Fluoride Analysis Run 10/21/2024 3:24 PM View: Descriptive

Plant Hammond Client: Southern Company Data: Hammond AP-2

Sanitas™ v.10.0.20 Software licensed to Groundwater Stats Consulting. UG

Box & Whiskers Plot

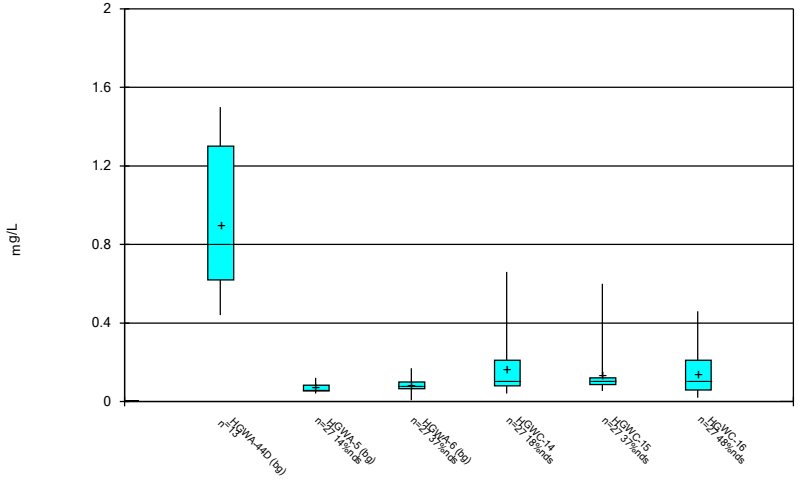

Constituent: Fluoride Analysis Run 10/21/2024 3:24 PM View: Descriptive

Plant Hammond Client: Southern Company Data: Hammond AP-2

Sanitas™ v.10.0.20 Software licensed to Groundwater Stats Consulting. UG

Box & Whiskers Plot

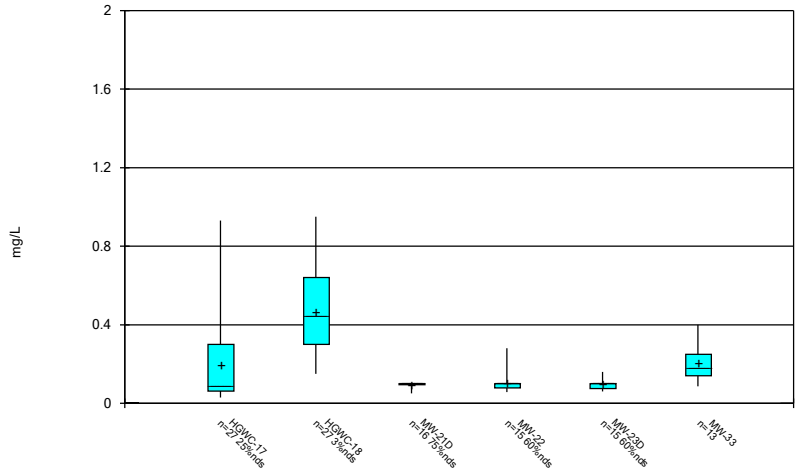

Constituent: Fluoride Analysis Run 10/21/2024 3:24 PM View: Descriptive

Plant Hammond Client: Southern Company Data: Hammond AP-2

Sanitas™ v.10.0.20 Software licensed to Groundwater Stats Consulting. UG

Box & Whiskers Plot

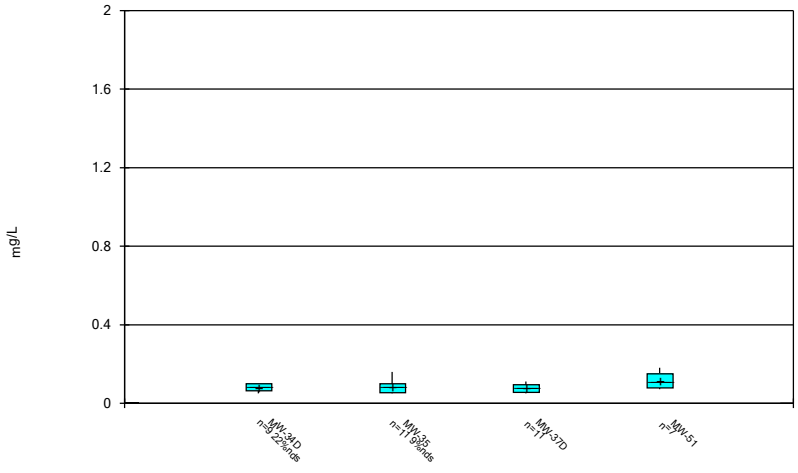

Constituent: Fluoride Analysis Run 10/21/2024 3:24 PM View: Descriptive

Plant Hammond Client: Southern Company Data: Hammond AP-2

Sanitas™ v.10.0.20 Software licensed to Groundwater Stats Consulting. UG

Box & Whiskers Plot

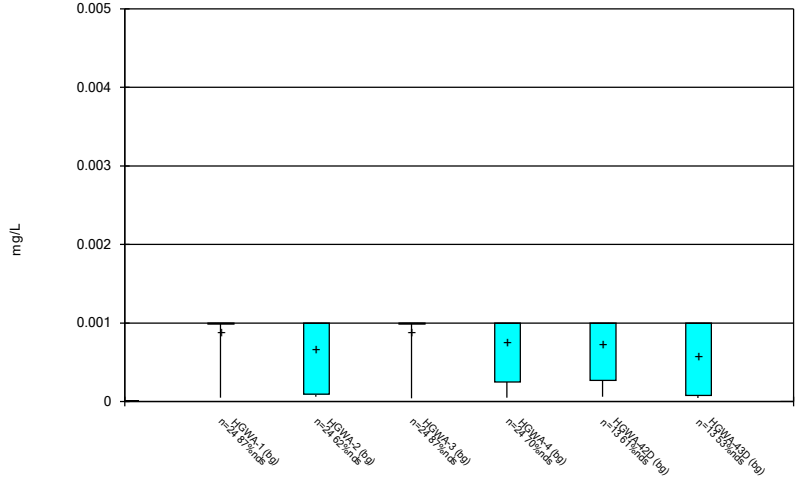

Constituent: Lead Analysis Run 10/21/2024 3:24 PM View: Descriptive
Plant Hammond Client: Southern Company Data: Hammond AP-2

Sanitas™ v.10.0.20 Software licensed to Groundwater Stats Consulting. UG

Box & Whiskers Plot

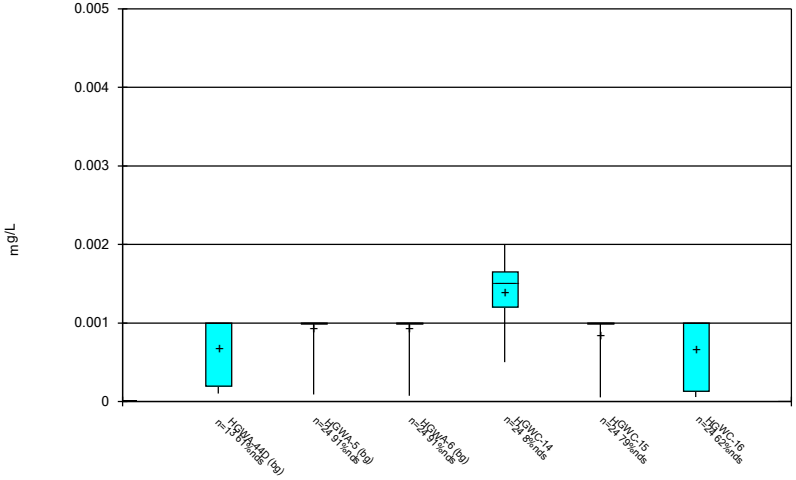

Constituent: Lead Analysis Run 10/21/2024 3:24 PM View: Descriptive
Plant Hammond Client: Southern Company Data: Hammond AP-2

Sanitas™ v.10.0.20 Software licensed to Groundwater Stats Consulting. UG

Box & Whiskers Plot

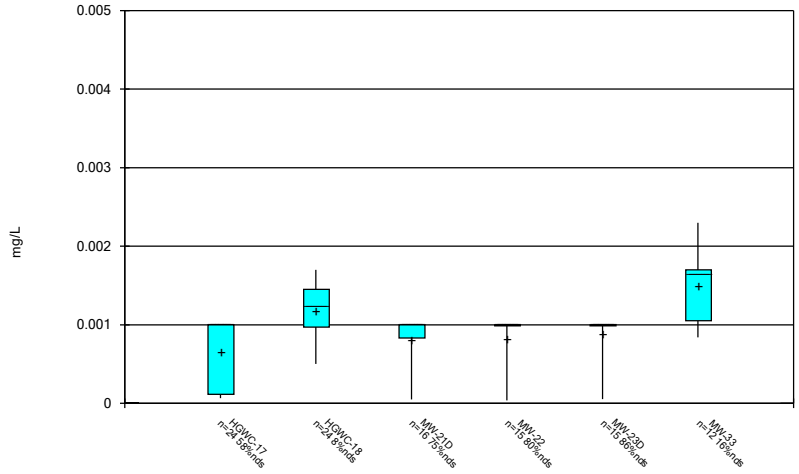

Constituent: Lead Analysis Run 10/21/2024 3:24 PM View: Descriptive
Plant Hammond Client: Southern Company Data: Hammond AP-2

Sanitas™ v.10.0.20 Software licensed to Groundwater Stats Consulting. UG

Box & Whiskers Plot

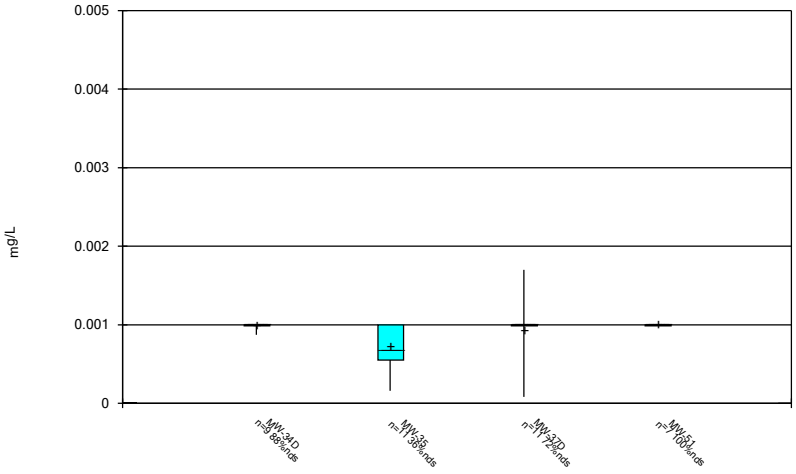

Constituent: Lead Analysis Run 10/21/2024 3:24 PM View: Descriptive
Plant Hammond Client: Southern Company Data: Hammond AP-2

Sanitas™ v.10.0.20 Software licensed to Groundwater Stats Consulting. UG

Box & Whiskers Plot

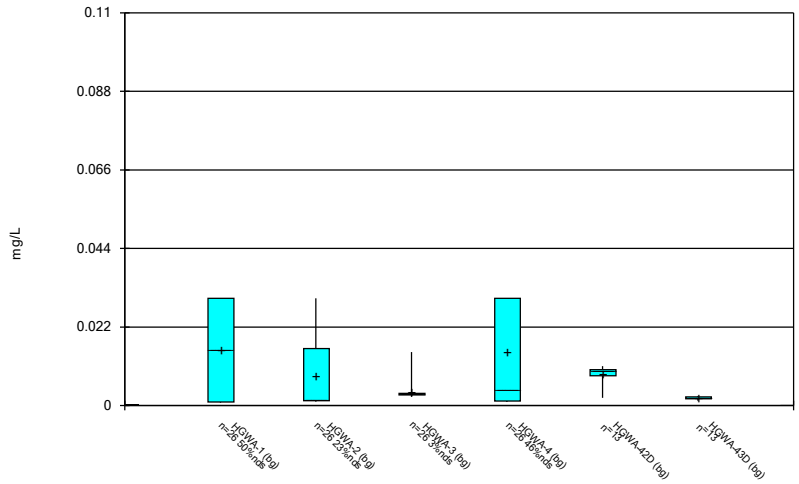

Constituent: Lithium Analysis Run 10/21/2024 3:24 PM View: Descriptive
Plant Hammond Client: Southern Company Data: Hammond AP-2

Sanitas™ v.10.0.20 Software licensed to Groundwater Stats Consulting. UG

Box & Whiskers Plot

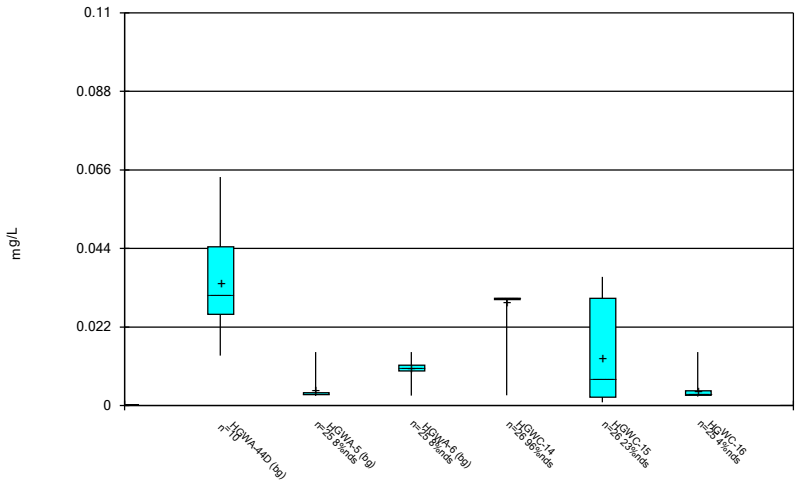

Constituent: Lithium Analysis Run 10/21/2024 3:24 PM View: Descriptive
Plant Hammond Client: Southern Company Data: Hammond AP-2

Sanitas™ v.10.0.20 Software licensed to Groundwater Stats Consulting. UG

Box & Whiskers Plot

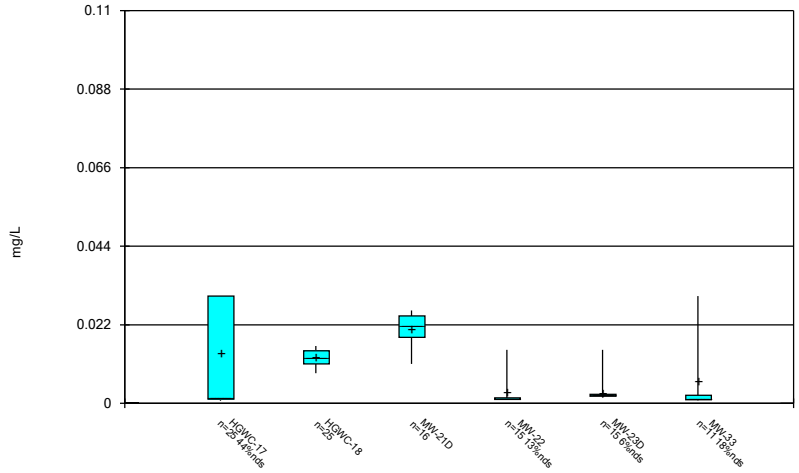

Constituent: Lithium Analysis Run 10/21/2024 3:24 PM View: Descriptive
Plant Hammond Client: Southern Company Data: Hammond AP-2

Sanitas™ v.10.0.20 Software licensed to Groundwater Stats Consulting. UG

Box & Whiskers Plot

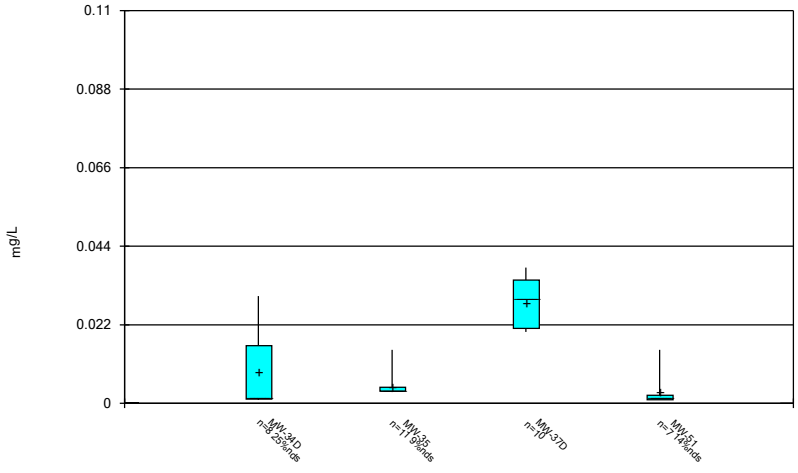

Constituent: Lithium Analysis Run 10/21/2024 3:24 PM View: Descriptive
Plant Hammond Client: Southern Company Data: Hammond AP-2

Sanitas™ v.10.0.20 Software licensed to Groundwater Stats Consulting. UG

Box & Whiskers Plot

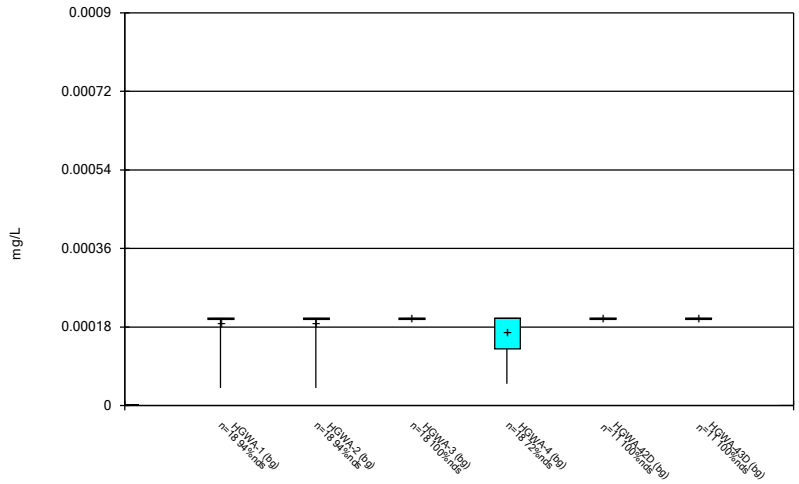

Constituent: Mercury Analysis Run 10/21/2024 3:24 PM View: Descriptive
Plant Hammond Client: Southern Company Data: Hammond AP-2

Sanitas™ v.10.0.20 Software licensed to Groundwater Stats Consulting. UG

Box & Whiskers Plot

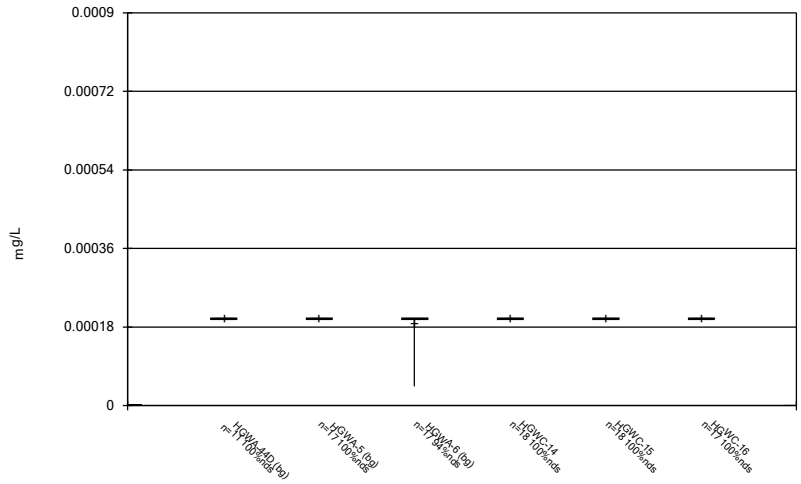

Constituent: Mercury Analysis Run 10/21/2024 3:24 PM View: Descriptive
Plant Hammond Client: Southern Company Data: Hammond AP-2

Sanitas™ v.10.0.20 Software licensed to Groundwater Stats Consulting. UG

Box & Whiskers Plot

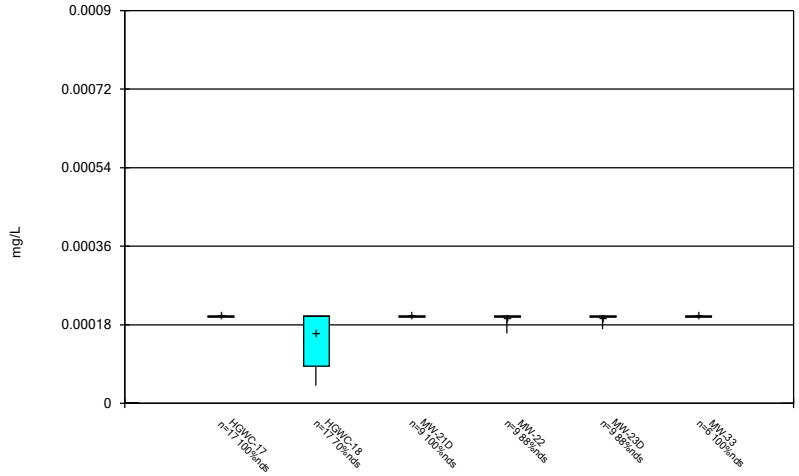

Constituent: Mercury Analysis Run 10/21/2024 3:24 PM View: Descriptive
Plant Hammond Client: Southern Company Data: Hammond AP-2

Sanitas™ v.10.0.20 Software licensed to Groundwater Stats Consulting. UG

Box & Whiskers Plot

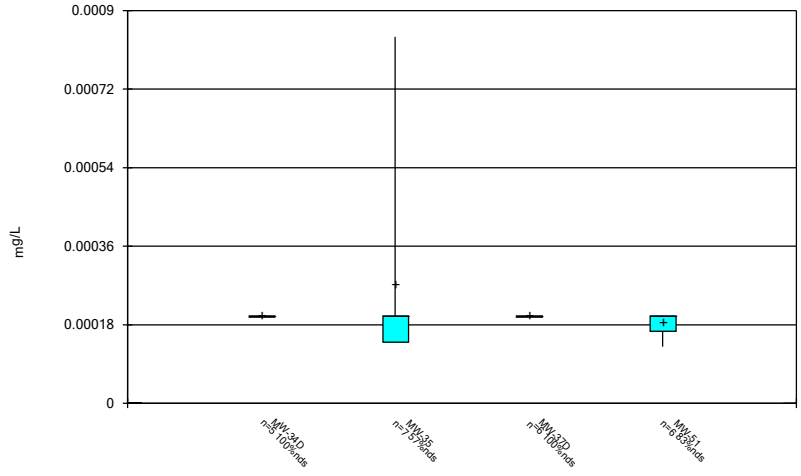

Constituent: Mercury Analysis Run 10/21/2024 3:24 PM View: Descriptive
Plant Hammond Client: Southern Company Data: Hammond AP-2

Sanitas™ v.10.0.20 Software licensed to Groundwater Stats Consulting. UG

Box & Whiskers Plot

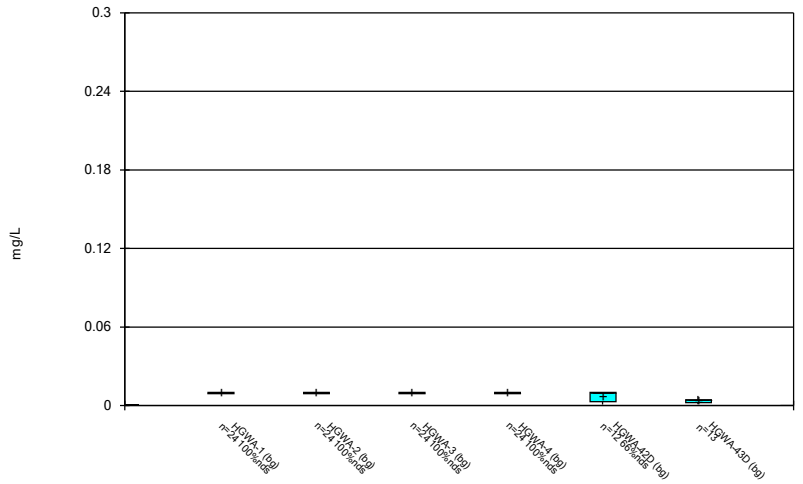

Constituent: Molybdenum Analysis Run 10/21/2024 3:24 PM View: Descriptive

Plant Hammond Client: Southern Company Data: Hammond AP-2

Sanitas™ v.10.0.20 Software licensed to Groundwater Stats Consulting. UG

Box & Whiskers Plot

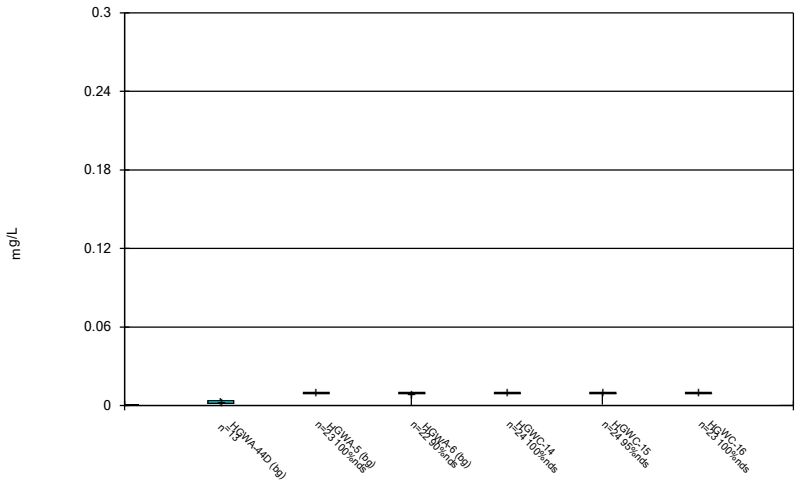

Constituent: Molybdenum Analysis Run 10/21/2024 3:24 PM View: Descriptive

Plant Hammond Client: Southern Company Data: Hammond AP-2

Sanitas™ v.10.0.20 Software licensed to Groundwater Stats Consulting. UG

Box & Whiskers Plot

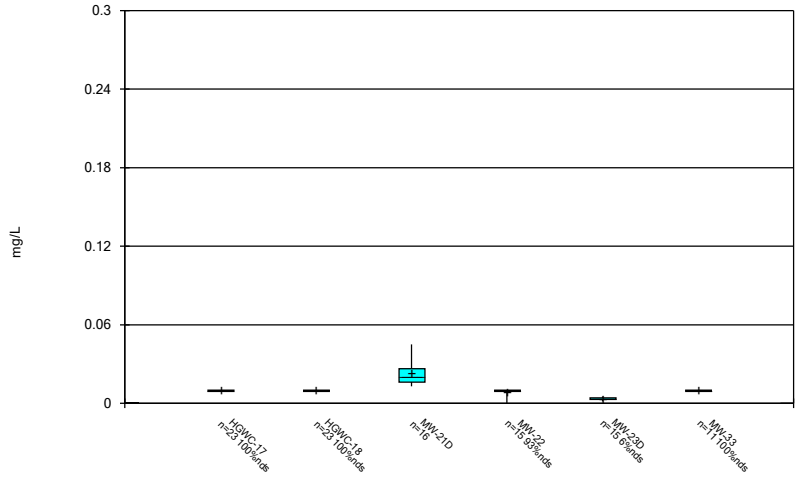

Constituent: Molybdenum Analysis Run 10/21/2024 3:24 PM View: Descriptive

Plant Hammond Client: Southern Company Data: Hammond AP-2

Sanitas™ v.10.0.20 Software licensed to Groundwater Stats Consulting. UG

Box & Whiskers Plot

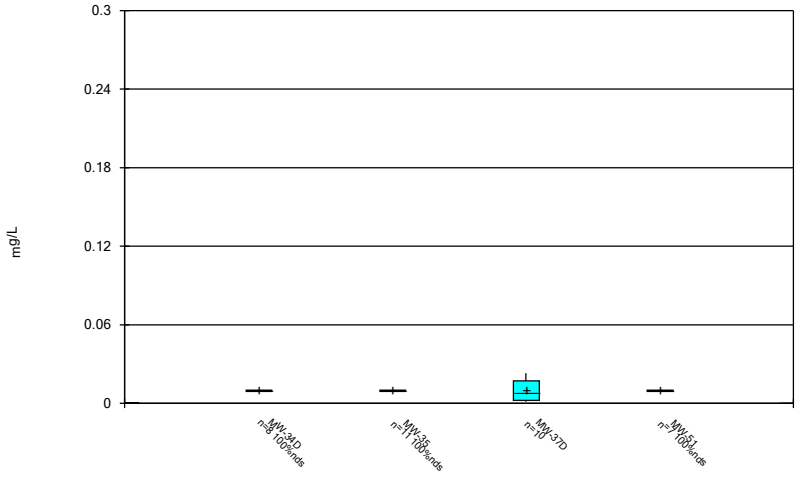

Constituent: Molybdenum Analysis Run 10/21/2024 3:24 PM View: Descriptive

Plant Hammond Client: Southern Company Data: Hammond AP-2

Sanitas™ v.10.0.20 Software licensed to Groundwater Stats Consulting. UG

Box & Whiskers Plot

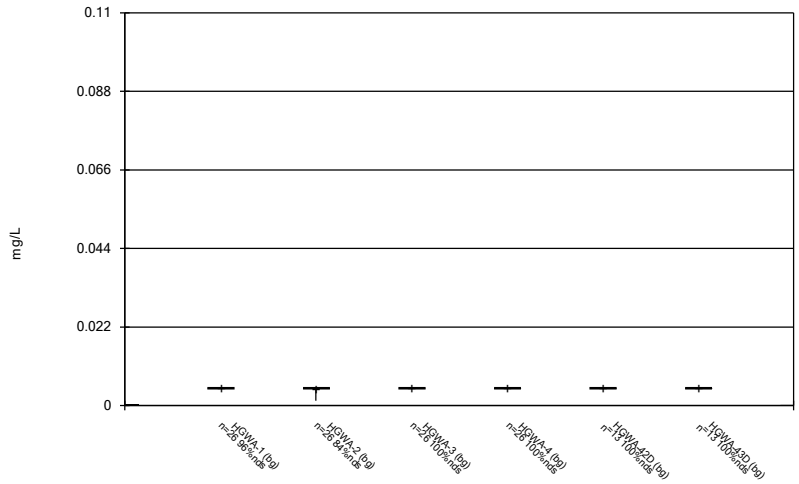

Constituent: Selenium Analysis Run 10/21/2024 3:24 PM View: Descriptive

Plant Hammond Client: Southern Company Data: Hammond AP-2

Sanitas™ v.10.0.20 Software licensed to Groundwater Stats Consulting. UG

Box & Whiskers Plot

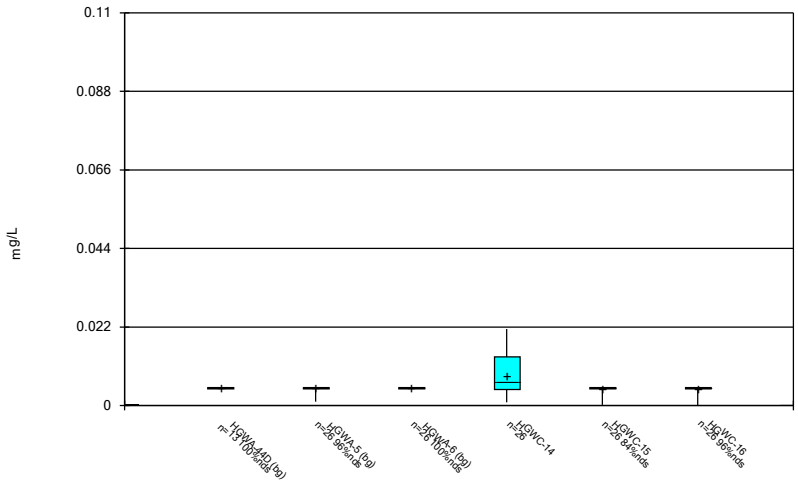

Constituent: Selenium Analysis Run 10/21/2024 3:24 PM View: Descriptive

Plant Hammond Client: Southern Company Data: Hammond AP-2

Sanitas™ v.10.0.20 Software licensed to Groundwater Stats Consulting. UG

Box & Whiskers Plot

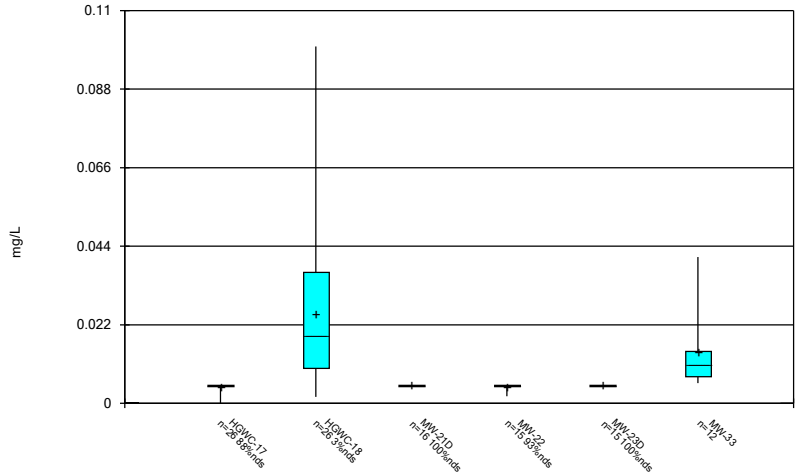

Constituent: Selenium Analysis Run 10/21/2024 3:24 PM View: Descriptive

Plant Hammond Client: Southern Company Data: Hammond AP-2

Sanitas™ v.10.0.20 Software licensed to Groundwater Stats Consulting. UG

Box & Whiskers Plot

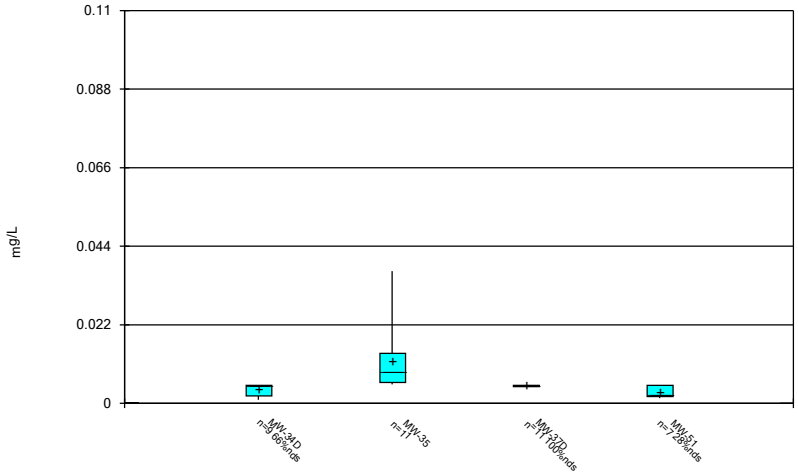

Constituent: Selenium Analysis Run 10/21/2024 3:24 PM View: Descriptive

Plant Hammond Client: Southern Company Data: Hammond AP-2

Sanitas™ v.10.0.20 Software licensed to Groundwater Stats Consulting. UG

Box & Whiskers Plot

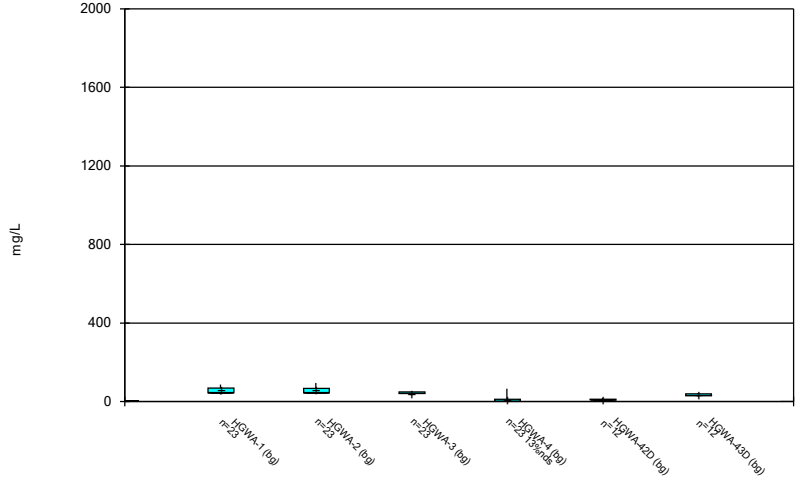

Constituent: Sulfate Analysis Run 10/21/2024 3:24 PM View: Descriptive
Plant Hammond Client: Southern Company Data: Hammond AP-2

Sanitas™ v.10.0.20 Software licensed to Groundwater Stats Consulting. UG

Box & Whiskers Plot

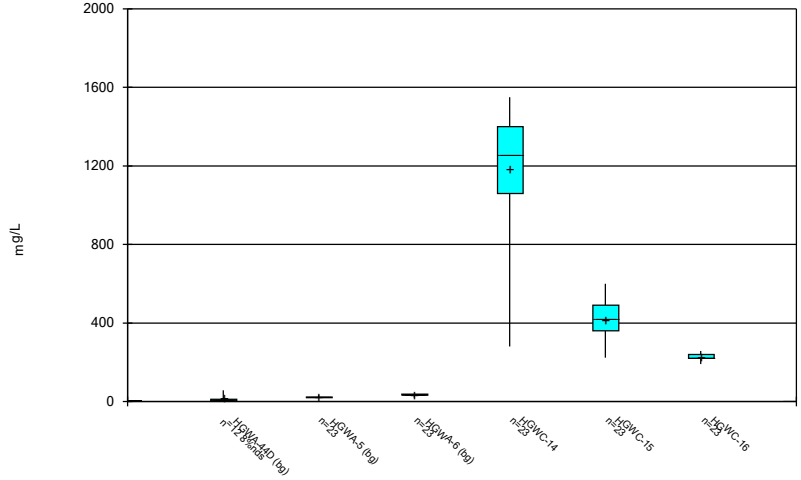

Constituent: Sulfate Analysis Run 10/21/2024 3:24 PM View: Descriptive
Plant Hammond Client: Southern Company Data: Hammond AP-2

Sanitas™ v.10.0.20 Software licensed to Groundwater Stats Consulting. UG

Box & Whiskers Plot

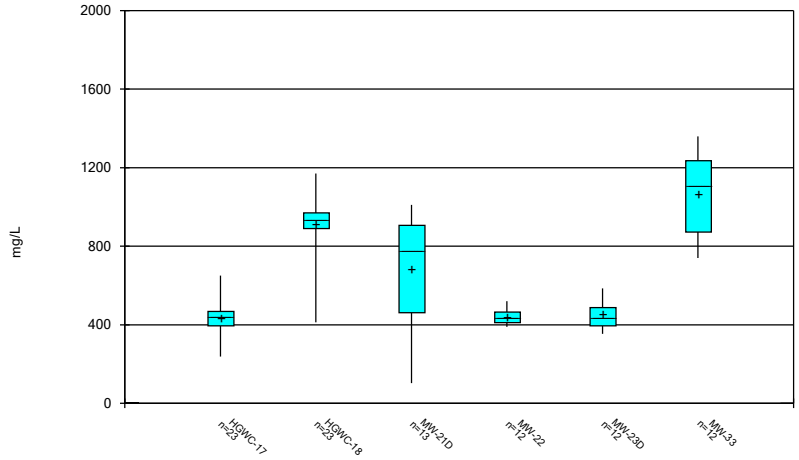

Constituent: Sulfate Analysis Run 10/21/2024 3:24 PM View: Descriptive
Plant Hammond Client: Southern Company Data: Hammond AP-2

Sanitas™ v.10.0.20 Software licensed to Groundwater Stats Consulting. UG

Box & Whiskers Plot

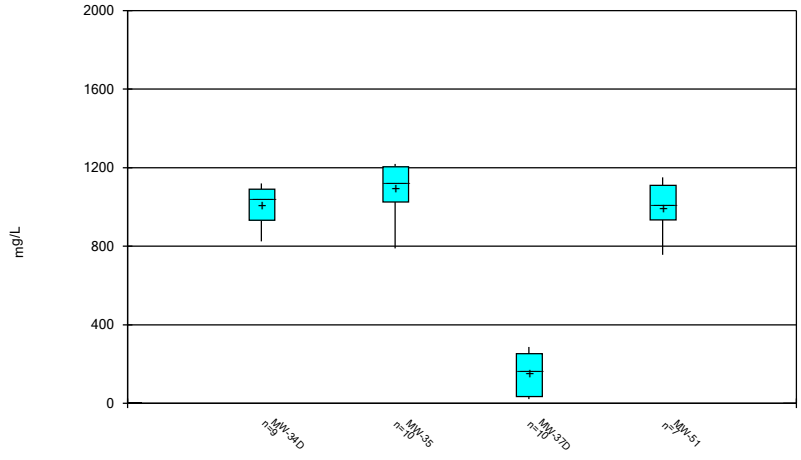

Constituent: Sulfate Analysis Run 10/21/2024 3:24 PM View: Descriptive
Plant Hammond Client: Southern Company Data: Hammond AP-2

Sanitas™ v.10.0.20 Software licensed to Groundwater Stats Consulting. UG

Box & Whiskers Plot

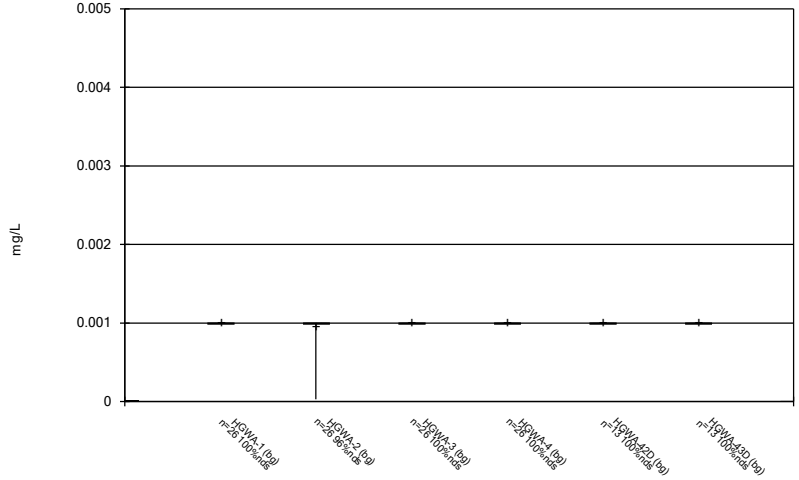

Constituent: Thallium Analysis Run 10/21/2024 3:24 PM View: Descriptive

Plant Hammond Client: Southern Company Data: Hammond AP-2

Sanitas™ v.10.0.20 Software licensed to Groundwater Stats Consulting. UG

Box & Whiskers Plot

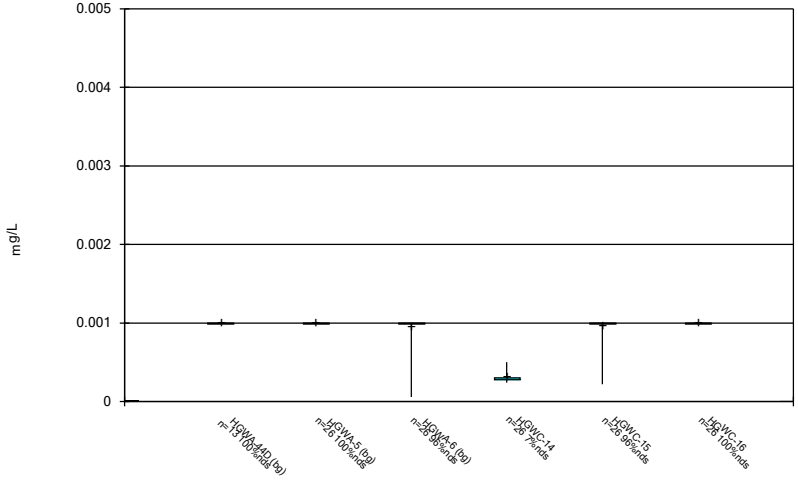

Constituent: Thallium Analysis Run 10/21/2024 3:24 PM View: Descriptive

Plant Hammond Client: Southern Company Data: Hammond AP-2

Sanitas™ v.10.0.20 Software licensed to Groundwater Stats Consulting. UG

Box & Whiskers Plot

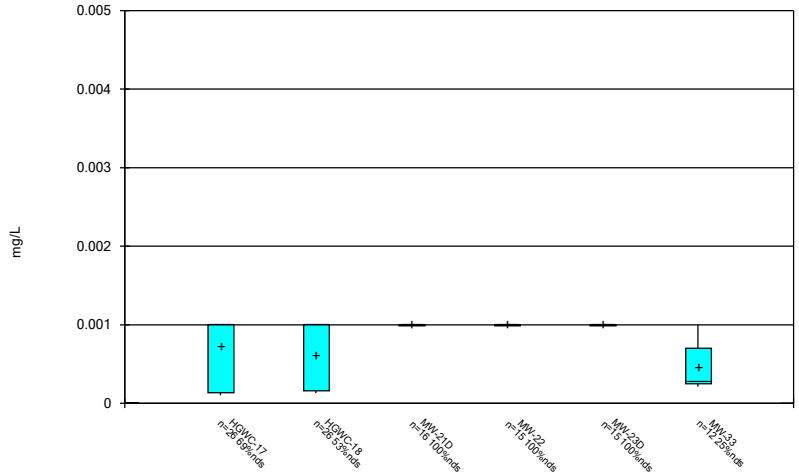

Constituent: Thallium Analysis Run 10/21/2024 3:24 PM View: Descriptive

Plant Hammond Client: Southern Company Data: Hammond AP-2

Sanitas™ v.10.0.20 Software licensed to Groundwater Stats Consulting. UG

Box & Whiskers Plot

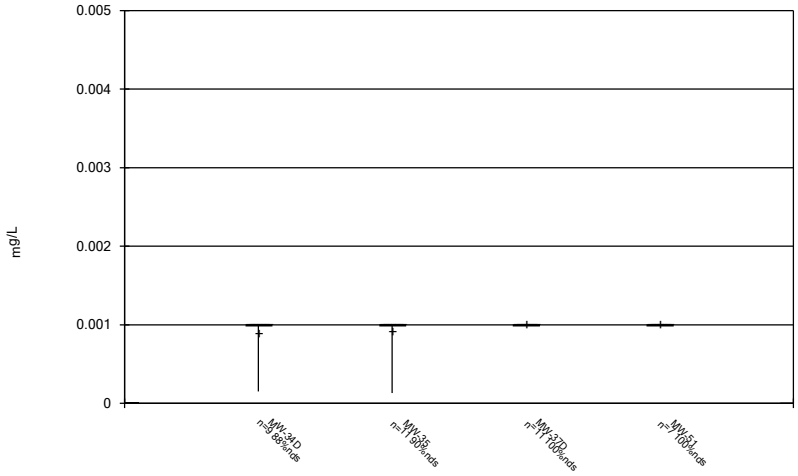

Constituent: Thallium Analysis Run 10/21/2024 3:24 PM View: Descriptive

Plant Hammond Client: Southern Company Data: Hammond AP-2

Sanitas™ v.10.0.20 Software licensed to Groundwater Stats Consulting. UG

Box & Whiskers Plot

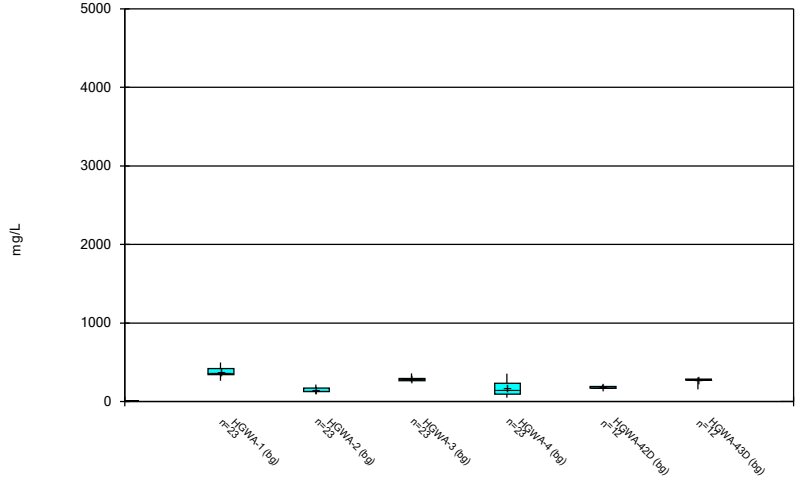

Constituent: Total Dissolved Solids Analysis Run 10/21/2024 3:24 PM View: Descriptive

Plant Hammond Client: Southern Company Data: Hammond AP-2

Sanitas™ v.10.0.20 Software licensed to Groundwater Stats Consulting. UG

Box & Whiskers Plot

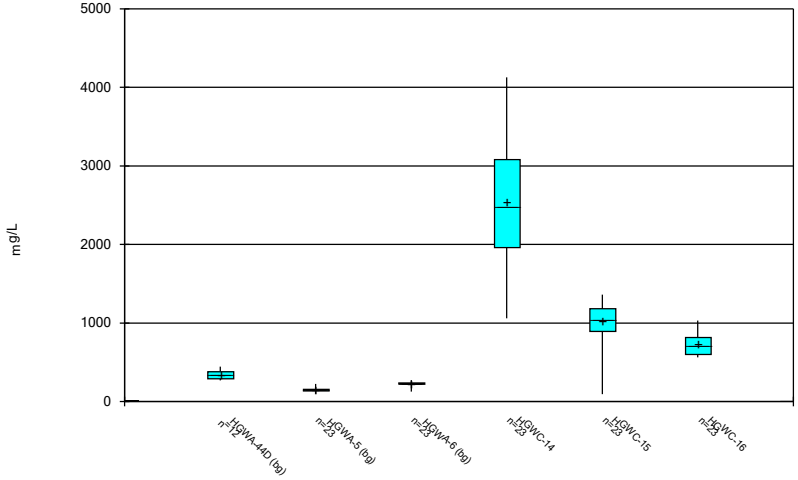

Constituent: Total Dissolved Solids Analysis Run 10/21/2024 3:24 PM View: Descriptive

Plant Hammond Client: Southern Company Data: Hammond AP-2

Sanitas™ v.10.0.20 Software licensed to Groundwater Stats Consulting. UG

Box & Whiskers Plot

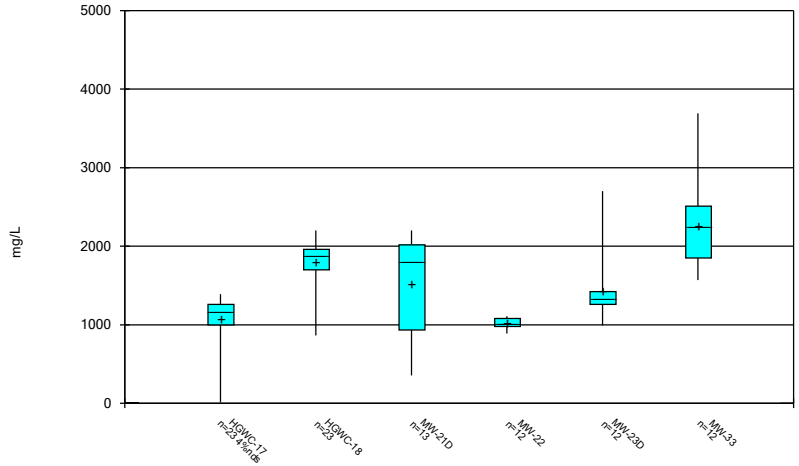

Constituent: Total Dissolved Solids Analysis Run 10/21/2024 3:24 PM View: Descriptive

Plant Hammond Client: Southern Company Data: Hammond AP-2

Sanitas™ v.10.0.20 Software licensed to Groundwater Stats Consulting. UG

Box & Whiskers Plot

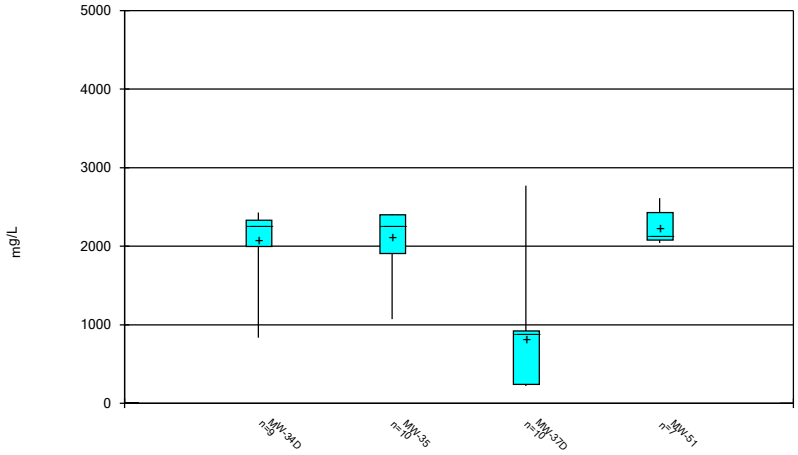

Constituent: Total Dissolved Solids Analysis Run 10/21/2024 3:24 PM View: Descriptive

Plant Hammond Client: Southern Company Data: Hammond AP-2

FIGURE C.

Outlier Summary

Plant Hammond Client: Southern Company Data: Hammond AP-2 Printed 10/22/2024, 2:30 PM

	HGWA-42D Boron (mg/L)	HGWA-6 Boron (mg/L)	HGWA-44D Lithium (mg/L)	HGWA-42D Molybdenum (mg/L)	HGWA-6 Molybdenum (mg/L)
8/8/2023			0.092 (o)		
2/13/2024			0.088 (o)		
8/6/2024	1 (o)	1.6 (o)	0.1 (o)	0.2 (o)	0.14 (o)

FIGURE D.

Appendix III Interwell Prediction Limits - Significant Results

Plant Hammond Client: Southern Company Data: Hammond AP-2 Printed 10/22/2024, 2:16 PM

Constituent	Well	Upper Lim.	Lower Lim.	Date	Observ.	Sig.	Bg N	Bg Mean	Std. Dev.	%NDs	ND Adj.	Transform	Alpha	Method
Boron (mg/L)	**HGWC-14**	**0.55**	**n/a**	**8/10/2024**	**6.7**	**Yes**	**172**	**n/a**	**n/a**	**7.558**	**n/a**	**n/a**	**0.000067**	**NP Inter (normality) 1 of 2**
Boron (mg/L)	**HGWC-15**	**0.55**	**n/a**	**8/8/2024**	**1.5**	**Yes**	**172**	**n/a**	**n/a**	**7.558**	**n/a**	**n/a**	**0.000067**	**NP Inter (normality) 1 of 2**
Boron (mg/L)	**HGWC-16**	**0.55**	**n/a**	**8/9/2024**	**1.9**	**Yes**	**172**	**n/a**	**n/a**	**7.558**	**n/a**	**n/a**	**0.000067**	**NP Inter (normality) 1 of 2**
Boron (mg/L)	**HGWC-17**	**0.55**	**n/a**	**8/8/2024**	**5.7**	**Yes**	**172**	**n/a**	**n/a**	**7.558**	**n/a**	**n/a**	**0.000067**	**NP Inter (normality) 1 of 2**
Boron (mg/L)	**HGWC-18**	**0.55**	**n/a**	**8/9/2024**	**4.2**	**Yes**	**172**	**n/a**	**n/a**	**7.558**	**n/a**	**n/a**	**0.000067**	**NP Inter (normality) 1 of 2**
Calcium (mg/L)	**HGWC-14**	**138**	**n/a**	**8/10/2024**	**375**	**Yes**	**174**	**n/a**	**n/a**	**0**	**n/a**	**n/a**	**0.00006541**	**NP Inter (normality) 1 of 2**
Calcium (mg/L)	**HGWC-15**	**138**	**n/a**	**8/8/2024**	**182**	**Yes**	**174**	**n/a**	**n/a**	**0**	**n/a**	**n/a**	**0.00006541**	**NP Inter (normality) 1 of 2**
Calcium (mg/L)	**HGWC-16**	**138**	**n/a**	**8/9/2024**	**183**	**Yes**	**174**	**n/a**	**n/a**	**0**	**n/a**	**n/a**	**0.00006541**	**NP Inter (normality) 1 of 2**
Calcium (mg/L)	**HGWC-17**	**138**	**n/a**	**8/8/2024**	**189**	**Yes**	**174**	**n/a**	**n/a**	**0**	**n/a**	**n/a**	**0.00006541**	**NP Inter (normality) 1 of 2**
Calcium (mg/L)	**HGWC-18**	**138**	**n/a**	**8/9/2024**	**182**	**Yes**	**174**	**n/a**	**n/a**	**0**	**n/a**	**n/a**	**0.00006541**	**NP Inter (normality) 1 of 2**
Chloride (mg/L)	**HGWC-14**	**44.8**	**n/a**	**8/10/2024**	**84.9**	**Yes**	**174**	**n/a**	**n/a**	**0**	**n/a**	**n/a**	**0.00006541**	**NP Inter (normality) 1 of 2**
Chloride (mg/L)	**HGWC-15**	**44.8**	**n/a**	**8/8/2024**	**80.2**	**Yes**	**174**	**n/a**	**n/a**	**0**	**n/a**	**n/a**	**0.00006541**	**NP Inter (normality) 1 of 2**
Chloride (mg/L)	**HGWC-16**	**44.8**	**n/a**	**8/9/2024**	**74.8**	**Yes**	**174**	**n/a**	**n/a**	**0**	**n/a**	**n/a**	**0.00006541**	**NP Inter (normality) 1 of 2**
Chloride (mg/L)	**HGWC-17**	**44.8**	**n/a**	**8/8/2024**	**70.2**	**Yes**	**174**	**n/a**	**n/a**	**0**	**n/a**	**n/a**	**0.00006541**	**NP Inter (normality) 1 of 2**
Chloride (mg/L)	**HGWC-18**	**44.8**	**n/a**	**8/9/2024**	**53.7**	**Yes**	**174**	**n/a**	**n/a**	**0**	**n/a**	**n/a**	**0.00006541**	**NP Inter (normality) 1 of 2**
Sulfate (mg/L)	**HGWC-14**	**93.9**	**n/a**	**8/10/2024**	**854**	**Yes**	**174**	**n/a**	**n/a**	**2.299**	**n/a**	**n/a**	**0.00006541**	**NP Inter (normality) 1 of 2**
Sulfate (mg/L)	**HGWC-15**	**93.9**	**n/a**	**8/8/2024**	**286**	**Yes**	**174**	**n/a**	**n/a**	**2.299**	**n/a**	**n/a**	**0.00006541**	**NP Inter (normality) 1 of 2**
Sulfate (mg/L)	**HGWC-16**	**93.9**	**n/a**	**8/9/2024**	**190**	**Yes**	**174**	**n/a**	**n/a**	**2.299**	**n/a**	**n/a**	**0.00006541**	**NP Inter (normality) 1 of 2**
Sulfate (mg/L)	**HGWC-17**	**93.9**	**n/a**	**8/8/2024**	**238**	**Yes**	**174**	**n/a**	**n/a**	**2.299**	**n/a**	**n/a**	**0.00006541**	**NP Inter (normality) 1 of 2**
Sulfate (mg/L)	**HGWC-18**	**93.9**	**n/a**	**8/9/2024**	**413**	**Yes**	**174**	**n/a**	**n/a**	**2.299**	**n/a**	**n/a**	**0.00006541**	**NP Inter (normality) 1 of 2**
Total Dissolved Solids (mg/L)	**HGWC-14**	**496**	**n/a**	**8/10/2024**	**1780**	**Yes**	**174**	**n/a**	**n/a**	**0**	**n/a**	**n/a**	**0.00006541**	**NP Inter (normality) 1 of 2**
Total Dissolved Solids (mg/L)	**HGWC-15**	**496**	**n/a**	**8/8/2024**	**890**	**Yes**	**174**	**n/a**	**n/a**	**0**	**n/a**	**n/a**	**0.00006541**	**NP Inter (normality) 1 of 2**
Total Dissolved Solids (mg/L)	**HGWC-16**	**496**	**n/a**	**8/9/2024**	**766**	**Yes**	**174**	**n/a**	**n/a**	**0**	**n/a**	**n/a**	**0.00006541**	**NP Inter (normality) 1 of 2**
Total Dissolved Solids (mg/L)	**HGWC-17**	**496**	**n/a**	**8/8/2024**	**768**	**Yes**	**174**	**n/a**	**n/a**	**0**	**n/a**	**n/a**	**0.00006541**	**NP Inter (normality) 1 of 2**
Total Dissolved Solids (mg/L)	**HGWC-18**	**496**	**n/a**	**8/9/2024**	**864**	**Yes**	**174**	**n/a**	**n/a**	**0**	**n/a**	**n/a**	**0.00006541**	**NP Inter (normality) 1 of 2**

Appendix III Interwell Prediction Limits - All Results

Plant Hammond Client: Southern Company Data: Hammond AP-2 Printed 10/22/2024, 2:16 PM

Constituent	Well	Upper Lim.	Lower Lim.	Date	Observ.	Sig.	Bg N	Bg Mean	Std. Dev.	%NDs	ND Adj.	Transform	Alpha	Method
Boron (mg/L)	**HGWC-14**	**0.55**	**n/a**	**8/10/2024**	**6.7**	**Yes**	**172**	**n/a**	**n/a**	**7.558**	**n/a**	**n/a**	**0.000067**	**NP Inter (normality) 1 of 2**
Boron (mg/L)	**HGWC-15**	**0.55**	**n/a**	**8/8/2024**	**1.5**	**Yes**	**172**	**n/a**	**n/a**	**7.558**	**n/a**	**n/a**	**0.000067**	**NP Inter (normality) 1 of 2**
Boron (mg/L)	**HGWC-16**	**0.55**	**n/a**	**8/9/2024**	**1.9**	**Yes**	**172**	**n/a**	**n/a**	**7.558**	**n/a**	**n/a**	**0.000067**	**NP Inter (normality) 1 of 2**
Boron (mg/L)	**HGWC-17**	**0.55**	**n/a**	**8/8/2024**	**5.7**	**Yes**	**172**	**n/a**	**n/a**	**7.558**	**n/a**	**n/a**	**0.000067**	**NP Inter (normality) 1 of 2**
Boron (mg/L)	**HGWC-18**	**0.55**	**n/a**	**8/9/2024**	**4.2**	**Yes**	**172**	**n/a**	**n/a**	**7.558**	**n/a**	**n/a**	**0.000067**	**NP Inter (normality) 1 of 2**
Calcium (mg/L)	**HGWC-14**	**138**	**n/a**	**8/10/2024**	**375**	**Yes**	**174**	**n/a**	**n/a**	**0**	**n/a**	**n/a**	**0.00006541**	**NP Inter (normality) 1 of 2**
Calcium (mg/L)	**HGWC-15**	**138**	**n/a**	**8/8/2024**	**182**	**Yes**	**174**	**n/a**	**n/a**	**0**	**n/a**	**n/a**	**0.00006541**	**NP Inter (normality) 1 of 2**
Calcium (mg/L)	**HGWC-16**	**138**	**n/a**	**8/9/2024**	**183**	**Yes**	**174**	**n/a**	**n/a**	**0**	**n/a**	**n/a**	**0.00006541**	**NP Inter (normality) 1 of 2**
Calcium (mg/L)	**HGWC-17**	**138**	**n/a**	**8/8/2024**	**189**	**Yes**	**174**	**n/a**	**n/a**	**0**	**n/a**	**n/a**	**0.00006541**	**NP Inter (normality) 1 of 2**
Calcium (mg/L)	**HGWC-18**	**138**	**n/a**	**8/9/2024**	**182**	**Yes**	**174**	**n/a**	**n/a**	**0**	**n/a**	**n/a**	**0.00006541**	**NP Inter (normality) 1 of 2**
Chloride (mg/L)	**HGWC-14**	**44.8**	**n/a**	**8/10/2024**	**84.9**	**Yes**	**174**	**n/a**	**n/a**	**0**	**n/a**	**n/a**	**0.00006541**	**NP Inter (normality) 1 of 2**
Chloride (mg/L)	**HGWC-15**	**44.8**	**n/a**	**8/8/2024**	**80.2**	**Yes**	**174**	**n/a**	**n/a**	**0**	**n/a**	**n/a**	**0.00006541**	**NP Inter (normality) 1 of 2**
Chloride (mg/L)	**HGWC-16**	**44.8**	**n/a**	**8/9/2024**	**74.8**	**Yes**	**174**	**n/a**	**n/a**	**0**	**n/a**	**n/a**	**0.00006541**	**NP Inter (normality) 1 of 2**
Chloride (mg/L)	**HGWC-17**	**44.8**	**n/a**	**8/8/2024**	**70.2**	**Yes**	**174**	**n/a**	**n/a**	**0**	**n/a**	**n/a**	**0.00006541**	**NP Inter (normality) 1 of 2**
Chloride (mg/L)	**HGWC-18**	**44.8**	**n/a**	**8/9/2024**	**53.7**	**Yes**	**174**	**n/a**	**n/a**	**0**	**n/a**	**n/a**	**0.00006541**	**NP Inter (normality) 1 of 2**
Field pH (s.u.)	HGWC-14	8.36	4.57	8/10/2024	4.88	No	201	n/a	n/a	0	n/a	n/a	0.0000984	NP Inter (normality) 1 of 2
Field pH (s.u.)	HGWC-15	8.36	4.57	8/8/2024	6.6	No	201	n/a	n/a	0	n/a	n/a	0.0000984	NP Inter (normality) 1 of 2
Field pH (s.u.)	HGWC-16	8.36	4.57	8/9/2024	7.32	No	201	n/a	n/a	0	n/a	n/a	0.0000984	NP Inter (normality) 1 of 2
Field pH (s.u.)	HGWC-17	8.36	4.57	8/8/2024	6.9	No	201	n/a	n/a	0	n/a	n/a	0.0000984	NP Inter (normality) 1 of 2
Field pH (s.u.)	HGWC-18	8.36	4.57	8/9/2024	4.95	No	201	n/a	n/a	0	n/a	n/a	0.0000984	NP Inter (normality) 1 of 2
Fluoride (mg/L)	HGWC-14	1.5	n/a	8/10/2024	0.19	No	201	n/a	n/a	27.36	n/a	n/a	0.0000492	NP Inter (normality) 1 of 2
Fluoride (mg/L)	HGWC-15	1.5	n/a	8/8/2024	0.08J	No	201	n/a	n/a	27.36	n/a	n/a	0.0000492	NP Inter (normality) 1 of 2
Fluoride (mg/L)	HGWC-16	1.5	n/a	8/9/2024	0.052J	No	201	n/a	n/a	27.36	n/a	n/a	0.0000492	NP Inter (normality) 1 of 2
Fluoride (mg/L)	HGWC-17	1.5	n/a	8/8/2024	0.066J	No	201	n/a	n/a	27.36	n/a	n/a	0.0000492	NP Inter (normality) 1 of 2
Fluoride (mg/L)	HGWC-18	1.5	n/a	8/9/2024	0.28	No	201	n/a	n/a	27.36	n/a	n/a	0.0000492	NP Inter (normality) 1 of 2
Sulfate (mg/L)	**HGWC-14**	**93.9**	**n/a**	**8/10/2024**	**854**	**Yes**	**174**	**n/a**	**n/a**	**2.299**	**n/a**	**n/a**	**0.00006541**	**NP Inter (normality) 1 of 2**
Sulfate (mg/L)	**HGWC-15**	**93.9**	**n/a**	**8/8/2024**	**286**	**Yes**	**174**	**n/a**	**n/a**	**2.299**	**n/a**	**n/a**	**0.00006541**	**NP Inter (normality) 1 of 2**
Sulfate (mg/L)	**HGWC-16**	**93.9**	**n/a**	**8/9/2024**	**190**	**Yes**	**174**	**n/a**	**n/a**	**2.299**	**n/a**	**n/a**	**0.00006541**	**NP Inter (normality) 1 of 2**
Sulfate (mg/L)	**HGWC-17**	**93.9**	**n/a**	**8/8/2024**	**238**	**Yes**	**174**	**n/a**	**n/a**	**2.299**	**n/a**	**n/a**	**0.00006541**	**NP Inter (normality) 1 of 2**
Sulfate (mg/L)	**HGWC-18**	**93.9**	**n/a**	**8/9/2024**	**413**	**Yes**	**174**	**n/a**	**n/a**	**2.299**	**n/a**	**n/a**	**0.00006541**	**NP Inter (normality) 1 of 2**
Total Dissolved Solids (mg/L)	**HGWC-14**	**496**	**n/a**	**8/10/2024**	**1780**	**Yes**	**174**	**n/a**	**n/a**	**0**	**n/a**	**n/a**	**0.00006541**	**NP Inter (normality) 1 of 2**
Total Dissolved Solids (mg/L)	**HGWC-15**	**496**	**n/a**	**8/8/2024**	**890**	**Yes**	**174**	**n/a**	**n/a**	**0**	**n/a**	**n/a**	**0.00006541**	**NP Inter (normality) 1 of 2**
Total Dissolved Solids (mg/L)	**HGWC-16**	**496**	**n/a**	**8/9/2024**	**766**	**Yes**	**174**	**n/a**	**n/a**	**0**	**n/a**	**n/a**	**0.00006541**	**NP Inter (normality) 1 of 2**
Total Dissolved Solids (mg/L)	**HGWC-17**	**496**	**n/a**	**8/8/2024**	**768**	**Yes**	**174**	**n/a**	**n/a**	**0**	**n/a**	**n/a**	**0.00006541**	**NP Inter (normality) 1 of 2**
Total Dissolved Solids (mg/L)	**HGWC-18**	**496**	**n/a**	**8/9/2024**	**864**	**Yes**	**174**	**n/a**	**n/a**	**0**	**n/a**	**n/a**	**0.00006541**	**NP Inter (normality) 1 of 2**

Sanitas™ v.10.0.20 Software licensed to Groundwater Stats Consulting. UG

Exceeds Limit: HGWC-14, HGWC-15, HGWC-16, HGWC-17, HGWC-18

Prediction Limit

Interwell Non-parametric

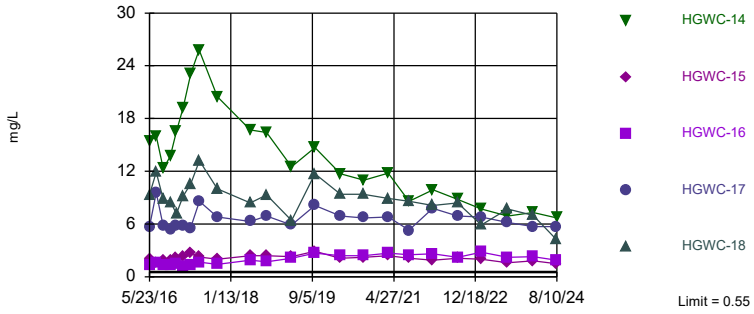

Non-parametric test used in lieu of parametric prediction limit because the Chi Squared normality test showed the data to be non-normal at the 0.01 alpha level. Limit is highest of 172 background values. 7.558% NDs. Annual per-constituent alpha = 0.0006698. Individual comparison alpha = 0.000067 (1 of 2). Comparing 5 points to limit.

Constituent: Boron Analysis Run 10/22/2024 2:15 PM View: Appendix III

Plant Hammond Client: Southern Company Data: Hammond AP-2

Sanitas™ v.10.0.20 Software licensed to Groundwater Stats Consulting. UG

Exceeds Limit: HGWC-14, HGWC-15, HGWC-16, HGWC-17, HGWC-18

Prediction Limit

Interwell Non-parametric

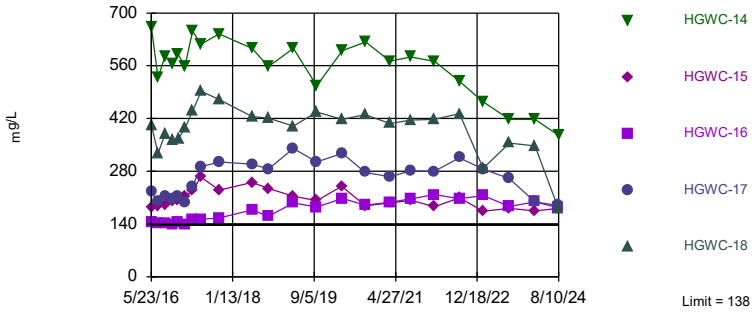

Non-parametric test used in lieu of parametric prediction limit because the Chi Squared normality test showed the data to be non-normal at the 0.01 alpha level. Limit is highest of 174 background values. Annual per-constituent alpha = 0.0006539. Individual comparison alpha = 0.00006541 (1 of 2). Comparing 5 points to limit.

Constituent: Calcium Analysis Run 10/22/2024 2:15 PM View: Appendix III

Plant Hammond Client: Southern Company Data: Hammond AP-2

Sanitas™ v.10.0.20 Software licensed to Groundwater Stats Consulting. UG

Exceeds Limit: HGWC-14, HGWC-15, HGWC-16, HGWC-17, HGWC-18

Prediction Limit

Interwell Non-parametric

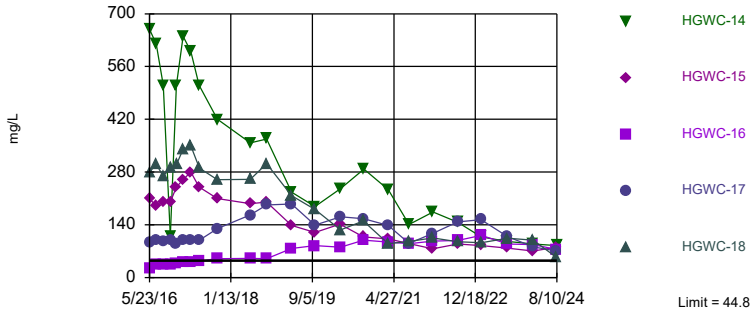

Non-parametric test used in lieu of parametric prediction limit because the Chi Squared normality test showed the data to be non-normal at the 0.01 alpha level. Limit is highest of 174 background values. Annual per-constituent alpha = 0.0006539. Individual comparison alpha = 0.00006541 (1 of 2). Comparing 5 points to limit.

Constituent: Chloride Analysis Run 10/22/2024 2:15 PM View: Appendix III

Plant Hammond Client: Southern Company Data: Hammond AP-2

Sanitas™ v.10.0.20 Software licensed to Groundwater Stats Consulting. UG

Within Limits

Prediction Limit

Interwell Non-parametric

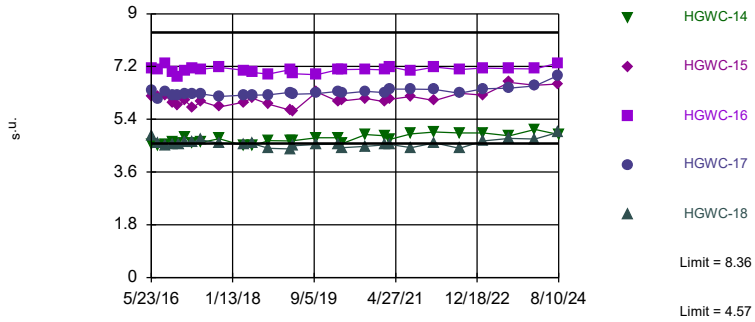

Non-parametric test used in lieu of parametric prediction limit because the Chi Squared normality test showed the data to be non-normal at the 0.01 alpha level. Limits are highest and lowest of 201 background values. Annual per-constituent alpha = 0.0009838. Individual comparison alpha = 0.0000984 (1 of 2). Comparing 5 points to limit.

Constituent: Field pH Analysis Run 10/22/2024 2:15 PM View: Appendix III

Plant Hammond Client: Southern Company Data: Hammond AP-2

Sanitas™ v.10.0.20 Software licensed to Groundwater Stats Consulting. UG
Hollow symbols indicate censored values.

Within Limit

Prediction Limit

Interwell Non-parametric

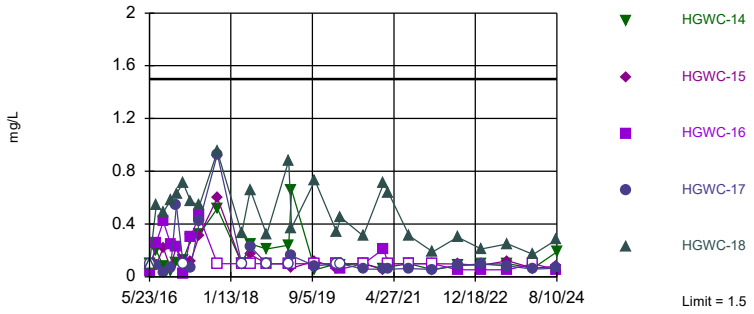

Non-parametric test used in lieu of parametric prediction limit because the Chi Squared normality test showed the data to be non-normal at the 0.01 alpha level. Limit is highest of 201 background values. 27.36% NDs. Annual per-constituent alpha = 0.0004919. Individual comparison alpha = 0.0000492 (1 of 2). Comparing 5 points to limit.

Constituent: Fluoride Analysis Run 10/22/2024 2:15 PM View: Appendix III

Plant Hammond Client: Southern Company Data: Hammond AP-2

Sanitas™ v.10.0.20 Software licensed to Groundwater Stats Consulting. UG

Exceeds Limit: HGWC-14, HGWC-15, HGWC-16, HGWC-17, HGWC-18

Prediction Limit

Interwell Non-parametric

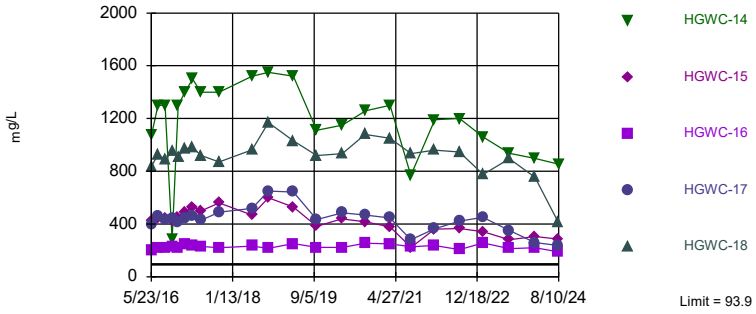

Non-parametric test used in lieu of parametric prediction limit because the Chi Squared normality test showed the data to be non-normal at the 0.01 alpha level. Limit is highest of 174 background values. 2.299% NDs. Annual per-constituent alpha = 0.0006539. Individual comparison alpha = 0.00006541 (1 of 2). Comparing 5 points to limit.

Constituent: Sulfate Analysis Run 10/22/2024 2:15 PM View: Appendix III

Plant Hammond Client: Southern Company Data: Hammond AP-2

Sanitas™ v.10.0.20 Software licensed to Groundwater Stats Consulting. UG
Hollow symbols indicate censored values.

Exceeds Limit: HGWC-14, HGWC-15, HGWC-16, HGWC-17, HGWC-18

Prediction Limit

Interwell Non-parametric

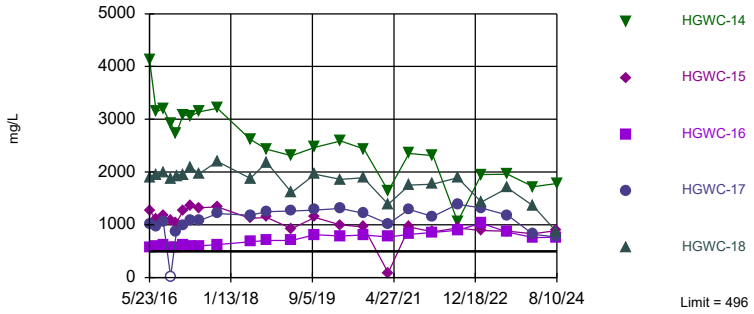

Non-parametric test used in lieu of parametric prediction limit because the Chi Squared normality test showed the data to be non-normal at the 0.01 alpha level. Limit is highest of 174 background values. Annual per-constituent alpha = 0.0006539. Individual comparison alpha = 0.00006541 (1 of 2). Comparing 5 points to limit.

Constituent: Total Dissolved Solids Analysis Run 10/22/2024 2:15 PM View: Appendix III

Plant Hammond Client: Southern Company Data: Hammond AP-2

Prediction Limit

Constituent: Boron (mg/L) Analysis Run 10/22/2024 2:16 PM View: Appendix III

Plant Hammond Client: Southern Company Data: Hammond AP-2

	HGWA-1 (bg)	HGWA-5 (bg)	HGWA-4 (bg)	HGWA-3 (bg)	HGWA-2 (bg)	HGWA-6 (bg)	HGWC-14	HGWC-16	HGWC-17
5/19/2016	0.0214 (J)	<0.04	<0.04	<0.04	0.0321 (J)				
5/20/2016						0.0363 (J)			
5/23/2016							15.4	1.36	5.7
5/24/2016									
7/11/2016	0.0142 (J)	0.0052 (J)	0.0175 (J)		0.0337 (J)	0.0179 (J)			
7/12/2016				0.0074 (J)			16	1.62	9.58
8/30/2016	0.0074 (J)	0.0068 (J)	0.0072 (J)	<0.04	0.0173 (J)	0.014 (J)			
9/1/2016							12.3	1.31	5.76
10/19/2016	0.0224 (J)		0.018 (J)	0.0085 (J)	0.0341 (J)				
10/20/2016		0.0135 (J)				0.0197 (J)			
10/24/2016							13.7		
10/25/2016								1.27	5.38
12/6/2016	0.0211 (J)		0.0158 (J)	0.0085 (J)	0.0326 (J)				
12/7/2016							16.5	1.42	5.74
12/8/2016		0.0083 (J)				0.0159 (J)			
1/24/2017	0.0165 (J)	0.0072 (J)	0.0145 (J)	0.01 (J)	0.0365 (J)	<0.04			
1/26/2017							19.2	1.19	5.78
3/21/2017	0.0187 (J)	<0.04	0.0101 (J)	0.0079 (J)	0.0349 (J)	0.0166 (J)			
3/22/2017								1.32	5.52
3/23/2017							23.1		
5/22/2017	0.0782			0.0131 (J)	0.0475				
5/23/2017		0.0095 (J)	0.0159 (J)			0.0167 (J)			
5/24/2017							25.8	1.67	
5/25/2017									8.58
10/3/2017	0.0198 (J)	0.0071 (J)	0.0162 (J)	0.0097 (J)	0.0386 (J)	0.017 (J)			
10/4/2017							20.5	1.43	6.8
6/4/2018	0.02 (J)		0.014 (J)	0.017 (J)	0.036 (J)				
6/5/2018		0.0066 (J)				0.016 (J)			
6/6/2018							16.7	1.9	6.3
10/1/2018	0.013 (J)		0.0093 (J)	0.0061 (J)	0.035 (J)				
10/2/2018		0.0081 (J)				0.014 (J)			
10/3/2018							16.4	1.7	6.9
4/1/2019				0.0066 (J)					
4/2/2019	0.016 (J)	0.0052 (J)	0.01 (J)		0.034 (J)	0.013 (J)			
4/4/2019								2.1	
4/5/2019							12.5		5.9
9/23/2019	0.021 (J)			0.0081 (J)	0.04 (J)				
9/24/2019		0.0088 (J)	0.013 (J)			0.016 (J)	14.7		
9/25/2019								2.7	8.1
3/25/2020	0.025 (J)			0.0096 (J)	0.039 (J)	0.021 (J)			
3/26/2020		0.0072 (J)	0.012 (J)						
3/30/2020							11.7	2.4	
3/31/2020									6.9
9/15/2020	0.017 (J)	0.012 (J)	0.013 (J)	0.0071 (J)	0.044 (J)	0.016 (J)			
9/16/2020									6.7
9/17/2020								2.4	
9/18/2020							11		
11/10/2020									
11/11/2020									
12/15/2020									
1/19/2021									
1/20/2021									

ND substitution: RL or RL/2 if <15% NDs.

Prediction Limit

Constituent: Boron (mg/L) Analysis Run 10/22/2024 2:16 PM View: Appendix III

Plant Hammond Client: Southern Company Data: Hammond AP-2

	HGWA-1 (bg)	HGWA-5 (bg)	HGWA-4 (bg)	HGWA-3 (bg)	HGWA-2 (bg)	HGWA-6 (bg)	HGWC-14	HGWC-16	HGWC-17
3/10/2021	0.015 (J)		0.012 (J)						
3/11/2021		0.0075 (J)		0.015 (J)	0.056	0.018 (J)			
3/16/2021									
3/17/2021							11.8	2.7	
3/18/2021									6.8
8/11/2021	0.02 (J)								
8/12/2021		0.0092 (J)	0.014 (J)	<0.04	0.044	0.014 (J)			
8/13/2021									
8/18/2021							8.6		5.3
8/19/2021								2.5	
2/1/2022	0.016 (J)			0.011 (J)	0.056				
2/7/2022		<0.04	0.017 (J)			0.019 (J)			
2/8/2022								2.6	7.8
2/9/2022							9.9		
8/2/2022	0.012 (J)		0.02 (J)	<0.04	0.047				
8/9/2022									
8/10/2022		0.011 (J)				0.015 (J)		2.2	6.9
8/11/2022							8.8		
1/23/2023			0.023 (J)	0.012 (J)					
1/24/2023	0.015 (J)				0.046				
1/27/2023		<0.04				0.013 (J)			
1/30/2023									6.8
2/1/2023							7.7	2.8	
8/8/2023	0.023 (J)	0.025 (J)	0.029 (J)	0.011 (J)	0.06	0.017 (J)			
8/13/2023							6.9	2.2	6.2
2/13/2024	0.02 (J)	<0.04	0.023 (J)	<0.04	0.051	0.015 (J)			
2/17/2024							7.3		5.7
2/18/2024								2.3	
8/5/2024	0.02 (J)			<0.04	0.057				
8/6/2024		0.024 (J)	0.015 (J)			1.6 (o)			
8/8/2024									5.7
8/9/2024								1.9	
8/10/2024							6.7		

ND substitution: RL or RL/2 if <15% NDs.

Prediction Limit

Constituent: Boron (mg/L) Analysis Run 10/22/2024 2:16 PM View: Appendix III

Plant Hammond Client: Southern Company Data: Hammond AP-2

	HGWC-15	HGWC-18	HGWA-44D (bg)	HGWA-43D (bg)	HGWA-42D (bg)
5/19/2016					
5/20/2016					
5/23/2016	2.02				
5/24/2016		9.33			
7/11/2016					
7/12/2016	1.65	11.9			
8/30/2016					
9/1/2016	1.93	8.8			
10/19/2016					
10/20/2016					
10/24/2016	1.93				
10/25/2016		8.5			
12/6/2016					
12/7/2016	2.23				
12/8/2016		7.15			
1/24/2017					
1/26/2017	2.31	9.17			
3/21/2017					
3/22/2017					
3/23/2017	2.72	10.6			
5/22/2017					
5/23/2017					
5/24/2017	2.26				
5/25/2017		13.2			
10/3/2017					
10/4/2017	2	10			
6/4/2018					
6/5/2018		8.4			
6/6/2018	2.4				
10/1/2018					
10/2/2018					
10/3/2018	2.4	9.3			
4/1/2019					
4/2/2019					
4/4/2019	2.3				
4/5/2019		6.4			
9/23/2019					
9/24/2019	2.9				
9/25/2019		11.7			
3/25/2020					
3/26/2020	2.1				
3/30/2020					
3/31/2020		9.4			
9/15/2020		9.4			
9/16/2020			0.23	0.061 (J)	
9/17/2020	2.2				0.098 (J)
9/18/2020					
11/10/2020			0.29	0.057 (J)	
11/11/2020					0.058 (J)
12/15/2020			0.31	0.052 (J)	0.043 (J)
1/19/2021			0.4	0.049 (J)	
1/20/2021					0.045 (J)

Prediction Limit

Constituent: Boron (mg/L) Analysis Run 10/22/2024 2:16 PM View: Appendix III

Plant Hammond Client: Southern Company Data: Hammond AP-2

	HGWC-15	HGWC-18	HGWA-44D (bg)	HGWA-43D (bg)	HGWA-42D (bg)
3/10/2021			0.39		0.048
3/11/2021				0.06	
3/16/2021	2.4				
3/17/2021					
3/18/2021		8.9			
8/11/2021				0.042	
8/12/2021					0.044
8/13/2021			0.31		
8/18/2021					
8/19/2021	2.1	8.6			
2/1/2022			0.44	0.05	
2/7/2022					0.047
2/8/2022	1.9	8.1			
2/9/2022					
8/2/2022			0.31	0.043	
8/9/2022					0.055
8/10/2022		8.4			
8/11/2022	2.1				
1/23/2023					0.052
1/24/2023			0.44	0.037 (J)	
1/27/2023					
1/30/2023					
2/1/2023	2	5.9			
8/8/2023			0.55	0.038 (J)	0.048
8/13/2023	1.6	7.7			
2/13/2024			0.49	0.037 (J)	0.045
2/17/2024	1.8				
2/18/2024		7			
8/5/2024					
8/6/2024			0.52	0.043	1 (o)
8/8/2024	1.5				
8/9/2024		4.2			
8/10/2024					

Prediction Limit

Constituent: Calcium (mg/L) Analysis Run 10/22/2024 2:16 PM View: Appendix III

Plant Hammond Client: Southern Company Data: Hammond AP-2

	HGWA-1 (bg)	HGWA-5 (bg)	HGWA-4 (bg)	HGWA-3 (bg)	HGWA-2 (bg)	HGWA-6 (bg)	HGWC-14	HGWC-16	HGWC-17
5/19/2016	138	35.5	48.4	76.2	22.9				
5/20/2016						56.1			
5/23/2016							664	146	225
5/24/2016									
7/11/2016	97.2	35.4	73		22.3	49.3			
7/12/2016				61.5			528	142	199
8/30/2016	97.5	28	85.7	65.1	26.4	53.9			
9/1/2016							586	141	213
10/19/2016	99.2		89.7	73.2	21.7				
10/20/2016		26.7				50.7			
10/24/2016							564		
10/25/2016								138	206
12/6/2016	105		80	74.9	18.2				
12/7/2016							590	146	212
12/8/2016		23.5				49.2			
1/24/2017	95.7	24.5	30.8	69.6	18.5	48.3			
1/26/2017							558	139	198
3/21/2017	106	30.8	34	75.7	18.6	51.3			
3/22/2017								150	239
3/23/2017							652		
5/22/2017	107			71.5	17.8				
5/23/2017		24.2	43			49.1			
5/24/2017							617	153	
5/25/2017									292
10/3/2017	102	29	46.9	76.3	20.2	55.1			
10/4/2017							644	156	305
6/4/2018	124		81.9	73.4	19.1				
6/5/2018		27.8				54.5			
6/6/2018							606	177	299
10/1/2018	108		22 (J)	80.9	20.5 (J)				
10/2/2018		28.9				54.7			
10/3/2018							558	160	286
4/1/2019				80.5					
4/2/2019	132	26.3	76		22.5 (J)	49.7			
4/4/2019								196	
4/5/2019							606		340
9/23/2019	118			71	19.5				
9/24/2019		29.3	36.6			52.5	507		
9/25/2019								185	305
3/25/2020	127			89.8	23	58.1			
3/26/2020		27.8	14.9						
3/30/2020							600	208	
3/31/2020									328
9/15/2020	103	27.9	20.4	73.1	21.1	49.9			
9/16/2020									277
9/17/2020								190	
9/18/2020							623		
11/10/2020									
11/11/2020									
12/15/2020									
1/19/2021									
1/20/2021									

Prediction Limit

Constituent: Calcium (mg/L) Analysis Run 10/22/2024 2:16 PM View: Appendix III

Plant Hammond Client: Southern Company Data: Hammond AP-2

	HGWA-1 (bg)	HGWA-5 (bg)	HGWA-4 (bg)	HGWA-3 (bg)	HGWA-2 (bg)	HGWA-6 (bg)	HGWC-14	HGWC-16	HGWC-17
3/10/2021	111		5.9						
3/11/2021		28.3		83.8	43.8	53.1			
3/16/2021									
3/17/2021							572	198	
3/18/2021									266
8/11/2021	113								
8/12/2021		32	5.4	84	21.9	54.7			
8/13/2021									
8/18/2021							583		281
8/19/2021								207	
2/1/2022	106			85.1	27.2				
2/7/2022		30	5.9			53.4			
2/8/2022								218	280
2/9/2022							571		
8/2/2022	117		6	84.6	31.2				
8/9/2022									
8/10/2022		27.4				55.7		207	316
8/11/2022							519		
1/23/2023			24	85					
1/24/2023	117				29.4				
1/27/2023		28.5				55.4			
1/30/2023									286
2/1/2023							464	216	
8/8/2023	118	54.4	35.7	78.3	30.7	27.9			
8/13/2023							418	187	261
2/13/2024	116	20.6	31.1	83.6	38.8	55.4			
2/17/2024							418		199
2/18/2024								199	
8/5/2024	113			83.3	34.7				
8/6/2024		27	32.6			57.2			
8/8/2024									189
8/9/2024								183	
8/10/2024							375		

Prediction Limit

Constituent: Calcium (mg/L) Analysis Run 10/22/2024 2:16 PM View: Appendix III

Plant Hammond Client: Southern Company Data: Hammond AP-2

	HGWC-15	HGWC-18	HGWA-43D (bg)	HGWA-44D (bg)	HGWA-42D (bg)
5/19/2016					
5/20/2016					
5/23/2016	184				
5/24/2016		403			
7/11/2016					
7/12/2016	186	328			
8/30/2016					
9/1/2016	189	379			
10/19/2016					
10/20/2016					
10/24/2016	200				
10/25/2016		362			
12/6/2016					
12/7/2016	203				
12/8/2016		366			
1/24/2017					
1/26/2017	212	394			
3/21/2017					
3/22/2017					
3/23/2017	229	440			
5/22/2017					
5/23/2017					
5/24/2017	265				
5/25/2017		492			
10/3/2017					
10/4/2017	230	470			
6/4/2018					
6/5/2018		425			
6/6/2018	250				
10/1/2018					
10/2/2018					
10/3/2018	234	421			
4/1/2019					
4/2/2019					
4/4/2019	214				
4/5/2019		400			
9/23/2019					
9/24/2019	202				
9/25/2019		437			
3/25/2020					
3/26/2020	240				
3/30/2020					
3/31/2020		418			
9/15/2020		430			
9/16/2020			56	30	
9/17/2020	188				43.8
9/18/2020					
11/10/2020			63.3	33.6	
11/11/2020					44.4
12/15/2020			62.6	28.7	47.3
1/19/2021			60.1	33	
1/20/2021					41.8

Prediction Limit

Constituent: Calcium (mg/L) Analysis Run 10/22/2024 2:16 PM View: Appendix III

Plant Hammond Client: Southern Company Data: Hammond AP-2

	HGWC-15	HGWC-18	HGWA-43D (bg)	HGWA-44D (bg)	HGWA-42D (bg)
3/10/2021				18.3	43.4
3/11/2021			59.6		
3/16/2021	196				
3/17/2021					
3/18/2021		407			
8/11/2021			61		
8/12/2021					43.6
8/13/2021				28.9	
8/18/2021					
8/19/2021	203	416			
2/1/2022			55.9	24.8	
2/7/2022					48.7
2/8/2022	186	418			
2/9/2022					
8/2/2022			54.1	20.9	
8/9/2022					44.1
8/10/2022		433			
8/11/2022	210				
1/23/2023					43.7
1/24/2023			56.6	13.2	
1/27/2023					
1/30/2023					
2/1/2023	174	288			
8/8/2023			52.8	8.1	40.7
8/13/2023	182	355			
2/13/2024			53.3	9.9	47.7
2/17/2024	175				
2/18/2024		347			
8/5/2024					
8/6/2024			57.2	7.1	44.8
8/8/2024	182				
8/9/2024		182			
8/10/2024					

Prediction Limit

Constituent: Chloride (mg/L) Analysis Run 10/22/2024 2:16 PM View: Appendix III

Plant Hammond Client: Southern Company Data: Hammond AP-2

	HGWA-1 (bg)	HGWA-5 (bg)	HGWA-4 (bg)	HGWA-3 (bg)	HGWA-2 (bg)	HGWA-6 (bg)	HGWC-14	HGWC-16	HGWC-17
5/19/2016	9.94	1.57	4.56	5.93	6.14				
5/20/2016						1.35			
5/23/2016							659	25.8	94
5/24/2016									
7/11/2016	6.3	2	5		5.9	1.7			
7/12/2016				6.2			620	34	100
8/30/2016	6	2	4.9	6.4	6.2	1.6			
9/1/2016							510	34	95
10/19/2016	5.8		4.6	6.5	6.1				
10/20/2016		2.2				1.6			
10/24/2016							110		
10/25/2016								35	98
12/6/2016	5.4		4.5	7.2	6				
12/7/2016							510	38	89
12/8/2016		2				1.6			
1/24/2017	5.2	1.6	4.7	6.4	6.1	1.9			
1/26/2017							640	41	99
3/21/2017	4.6	2	4.3	7.5	5.9	1.3			
3/22/2017								41	100
3/23/2017							600		
5/22/2017	4.6			6.5	5.9				
5/23/2017		1.7	4.5			1.2			
5/24/2017							510	44	
5/25/2017									99
10/3/2017	5.6	1.7	4.8	6.5	6.3	2.1			
10/4/2017							420	50	130
6/4/2018	13.1		4.5	6.3	6.1				
6/5/2018		1.6				1.2			
6/6/2018							357	50.6	166
10/1/2018	6.6		3.8	6.4	6.4				
10/2/2018		2.4				1.7			
10/3/2018							368	49.9	193
4/1/2019				6.5					
4/2/2019	20.3	1.7	4.4		5.8	1.6			
4/4/2019								76.8	
4/5/2019							227		195
9/23/2019	17.7			5.9	5.1				
9/24/2019		1.7	3.6			1.3	188		
9/25/2019								84.4	139
3/25/2020	20.4			6.1	5.2	1.2			
3/26/2020		1.4	3.4						
3/30/2020							236	80.2	
3/31/2020									161
9/15/2020	13.4	1.7	3.3	6	5	1.2			
9/16/2020									156
9/17/2020								99.3	
9/18/2020							288		
11/10/2020									
11/11/2020									
12/15/2020									
1/19/2021									
1/20/2021									

Prediction Limit

Constituent: Chloride (mg/L) Analysis Run 10/22/2024 2:16 PM View: Appendix III

Plant Hammond Client: Southern Company Data: Hammond AP-2

	HGWA-1 (bg)	HGWA-5 (bg)	HGWA-4 (bg)	HGWA-3 (bg)	HGWA-2 (bg)	HGWA-6 (bg)	HGWC-14	HGWC-16	HGWC-17
3/10/2021	7.4		2.9						
3/11/2021		1.4		5.9	5.1	1.2			
3/16/2021									
3/17/2021							233	93.8	
3/18/2021									138
8/11/2021	9.6								
8/12/2021		1.4	2.4	4.8	5.2	0.94 (J)			
8/13/2021									
8/18/2021							141		90.7
8/19/2021								90.1	
2/1/2022	7.5			5.7	7				
2/7/2022		1.4	2.4			1.1			
2/8/2022								96.4	117
2/9/2022							174		
8/2/2022	14.1		2.9	5.9	7.8				
8/9/2022									
8/10/2022		2.1				1.3		98.3	148
8/11/2022							147		
1/23/2023			1.6	5.6					
1/24/2023	9				7.1				
1/27/2023		1.6				1.4			
1/30/2023									154
2/1/2023							108	112	
8/8/2023	26	1.3	2.6	5.3	6.6	2.1			
8/13/2023							95.8	89.1	109
2/13/2024	10	1.8	1.4	5.3	6.3	1.4			
2/17/2024							88.9		81.7
2/18/2024								87.5	
8/5/2024	8.7			5.2	7.9				
8/6/2024		2.1	2.3			1.3			
8/8/2024									70.2
8/9/2024								74.8	
8/10/2024							84.9		

Prediction Limit

Constituent: Chloride (mg/L) Analysis Run 10/22/2024 2:16 PM View: Appendix III

Plant Hammond Client: Southern Company Data: Hammond AP-2

	HGWC-15	HGWC-18	HGWA-43D (bg)	HGWA-44D (bg)	HGWA-42D (bg)
5/19/2016					
5/20/2016					
5/23/2016	209				
5/24/2016		280			
7/11/2016					
7/12/2016	190	300			
8/30/2016					
9/1/2016	200	270			
10/19/2016					
10/20/2016					
10/24/2016	200				
10/25/2016		290			
12/6/2016					
12/7/2016	240				
12/8/2016		300			
1/24/2017					
1/26/2017	260	340			
3/21/2017					
3/22/2017					
3/23/2017	280	350			
5/22/2017					
5/23/2017					
5/24/2017	240				
5/25/2017		290			
10/3/2017					
10/4/2017	210	260			
6/4/2018					
6/5/2018		261			
6/6/2018	196				
10/1/2018					
10/2/2018					
10/3/2018	200	302			
4/1/2019					
4/2/2019					
4/4/2019	138				
4/5/2019		217			
9/23/2019					
9/24/2019	120				
9/25/2019		181			
3/25/2020					
3/26/2020	142				
3/30/2020					
3/31/2020		126			
9/15/2020		150			
9/16/2020			4.1	7.2	
9/17/2020	108				5.8
9/18/2020					
11/10/2020			4.4	7.8	
11/11/2020					3.1
12/15/2020			4.7	9.4	3.2
1/19/2021			4.1	9.5	
1/20/2021					2.8

Prediction Limit

Constituent: Chloride (mg/L) Analysis Run 10/22/2024 2:16 PM View: Appendix III

Plant Hammond Client: Southern Company Data: Hammond AP-2

	HGWC-15	HGWC-18	HGWA-43D (bg)	HGWA-44D (bg)	HGWA-42D (bg)
3/10/2021				12.3	3
3/11/2021			4.5		
3/16/2021	103				
3/17/2021					
3/18/2021		90.2			
8/11/2021			3.5		
8/12/2021					2.6
8/13/2021				39.9	
8/18/2021					
8/19/2021	89.9	95.8			
2/1/2022			4.1	44.8	
2/7/2022					3.1
2/8/2022	76.6	105			
2/9/2022					
8/2/2022			4.3	19.8	
8/9/2022					3.7
8/10/2022		95.2			
8/11/2022	89.2				
1/23/2023					3.3
1/24/2023			4.3	24.9	
1/27/2023					
1/30/2023					
2/1/2023	85	92.7			
8/8/2023			3.5	27	3.2
8/13/2023	78.2	104			
2/13/2024			3.9	27.7	4.1
2/17/2024	70.2				
2/18/2024		99			
8/5/2024					
8/6/2024			4	30.2	3.3
8/8/2024	80.2				
8/9/2024		53.7			
8/10/2024					

Prediction Limit

Constituent: Field pH (s.u.) Analysis Run 10/22/2024 2:16 PM View: Appendix III

Plant Hammond Client: Southern Company Data: Hammond AP-2

	HGWA-1 (bg)	HGWA-2 (bg)	HGWA-3 (bg)	HGWA-4 (bg)	HGWA-5 (bg)	HGWA-6 (bg)	HGWC-16	HGWC-15	HGWC-17
5/19/2016	7.27	5.81	7.45	6.51	6.62				
5/20/2016						7.58			
5/23/2016							7.15	6.17	6.4
5/24/2016									
7/11/2016	7.06	5.68		6.65	6.54	7.32			
7/12/2016			7.32				7.1	6.17	6.09
8/30/2016	7.28	5.63	7.43	7.14	6.38	7.69			
9/1/2016							7.29	6.22	6.35
10/19/2016	7.02	5.46	7.03	7.08					
10/20/2016					6.52	7.43			
10/24/2016								5.97	
10/25/2016							7.03		6.23
12/6/2016	7.09	5.38	7.08	7					
12/7/2016							6.85	5.87	6.23
12/8/2016					6.5	7.56			
1/24/2017	7.2	5.37	7.39	6.16	6.59	7.52			
1/26/2017							7.07	6.05	6.24
3/21/2017	7.01	4.9	6.83	6.07	6.55	7.4			
3/22/2017							7.15		6.25
3/23/2017								5.79	
5/22/2017	7.11	5.2	7.02						
5/23/2017				6.28	6.5	7.53			
5/24/2017							7.11	6.01	
5/25/2017									6.27
10/3/2017	7.21	5.3	7.47	6.45	6.63	7.51			
10/4/2017							7.17	5.82	6.18
4/2/2018	7.1	5.4		6.23					
4/3/2018			7.38		6.59	7.53	7.07	5.98	6.22
4/4/2018									
6/4/2018	7.06	5.27	7.38	6.82					
6/5/2018					6.44	7.37			
6/6/2018							7	6.12	6.22
10/1/2018	7.09	5.31	7.13	5.73					
10/2/2018					6.35	7.36			
10/3/2018							6.94	5.92	6.23
3/11/2019				6.27					
3/12/2019	7.03	5.42	7.29		6.42	7.5			
3/14/2019								5.71	
3/15/2019							7.09		6.32
4/1/2019			7.16						
4/2/2019	6.86	5.41		6.66	6.38	7.46			
4/4/2019							6.95	5.66	
4/5/2019									6.26
9/23/2019	7.02	5.33	7.3						
9/24/2019				6.16	6.4	7.41		6.33	
9/25/2019							6.92		6.28
3/2/2020	7.1	5.43	7.12	5.63	6.8	7.67			
3/3/2020							7.1	6	6.35
3/25/2020	6.95	5.36	7.4			7.39			
3/26/2020				5.77	6.38			6.03	
3/30/2020							7.09		
3/31/2020									6.28

Prediction Limit

Constituent: Field pH (s.u.) Analysis Run 10/22/2024 2:16 PM View: Appendix III

Plant Hammond Client: Southern Company Data: Hammond AP-2

	HGWA-1 (bg)	HGWA-2 (bg)	HGWA-3 (bg)	HGWA-4 (bg)	HGWA-5 (bg)	HGWA-6 (bg)	HGWC-16	HGWC-15	HGWC-17
9/15/2020	7.15	5.22	7.29	5.75	6.33	7.37			
9/16/2020									6.35
9/17/2020							7.11	6.11	
9/18/2020									
11/10/2020									
11/11/2020									
12/15/2020									
1/19/2021									
1/20/2021									
2/8/2021	7.11			4.94					
2/9/2021		5.42	7.23		6.35	7.4			
2/10/2021							7.08		
2/11/2021									6.31
2/12/2021								5.99	
3/10/2021	6.95			5.28					
3/11/2021		5.8	7.33		6.48	7.56			
3/16/2021								6.08	
3/17/2021							7.19		
3/18/2021									6.43
8/11/2021	6.98								
8/12/2021		5.05	7.31	5.26	6.46	7.47			
8/13/2021									
8/18/2021									6.43
8/19/2021							7.04	6.18	
2/1/2022	7.19	5.24	7.45						
2/7/2022				5.24	6.51	7.65			
2/8/2022							7.18	6.04	6.42
2/9/2022									
8/2/2022	7.03	4.57	7.02	4.86					
8/9/2022									
8/10/2022					6.22	7.53	7.09		6.29
8/11/2022								6.29	
1/23/2023			7.32	5.62					
1/24/2023	6.76	5.22							
1/27/2023					6.52	7.66			
1/30/2023									6.44
2/1/2023							7.15	6.22	
8/8/2023	7.05	5.01	7.42	6.03	6.5	7.6			
8/13/2023							7.13	6.66	6.46
2/13/2024	7.06	5.49	7.35	5.98	6.66	7.6			
2/17/2024								6.56	6.54
2/18/2024							7.12		
8/5/2024	7.29	4.91	7.27						
8/6/2024				6.14	6.4	7.56			
8/8/2024								6.6	6.9
8/9/2024							7.32		
8/10/2024									

Prediction Limit

Constituent: Field pH (s.u.) Analysis Run 10/22/2024 2:16 PM View: Appendix III

Plant Hammond Client: Southern Company Data: Hammond AP-2

	HGWC-14	HGWC-18	HGWA-43D (bg)	HGWA-44D (bg)	HGWA-42D (bg)
5/19/2016					
5/20/2016					
5/23/2016	4.56				
5/24/2016		4.83			
7/11/2016					
7/12/2016	4.49	4.58			
8/30/2016					
9/1/2016	4.54	4.51			
10/19/2016					
10/20/2016					
10/24/2016	4.63				
10/25/2016		4.53			
12/6/2016					
12/7/2016	4.6				
12/8/2016		4.56			
1/24/2017					
1/26/2017	4.8	4.61			
3/21/2017					
3/22/2017					
3/23/2017	4.57	4.63			
5/22/2017					
5/23/2017					
5/24/2017	4.61				
5/25/2017		4.69			
10/3/2017					
10/4/2017	4.74	4.58			
4/2/2018					
4/3/2018		4.54			
4/4/2018	4.5				
6/4/2018					
6/5/2018		4.57			
6/6/2018	4.49				
10/1/2018					
10/2/2018					
10/3/2018	4.67	4.41			
3/11/2019					
3/12/2019					
3/14/2019	4.66	4.39			
3/15/2019					
4/1/2019					
4/2/2019					
4/4/2019					
4/5/2019	4.67	4.5			
9/23/2019					
9/24/2019	4.77				
9/25/2019		4.54			
3/2/2020					
3/3/2020	4.77	4.55			
3/25/2020					
3/26/2020					
3/30/2020	4.57				
3/31/2020		4.43			

Prediction Limit

Constituent: Field pH (s.u.) Analysis Run 10/22/2024 2:16 PM View: Appendix III

Plant Hammond Client: Southern Company Data: Hammond AP-2

	HGWC-14	HGWC-18	HGWA-43D (bg)	HGWA-44D (bg)	HGWA-42D (bg)
9/15/2020		4.47			
9/16/2020			7.52	7.83	
9/17/2020					7.62
9/18/2020	4.88				
11/10/2020			7.27	7.84	
11/11/2020					7.68
12/15/2020			7.39	7.87	7.64
1/19/2021			7.39	7.86	
1/20/2021					7.68
2/8/2021					7.64
2/9/2021			7.44	7.84	
2/10/2021					
2/11/2021	4.84	4.53			
2/12/2021					
3/10/2021				7.92	7.7
3/11/2021			7.46		
3/16/2021					
3/17/2021	4.72				
3/18/2021		4.54			
8/11/2021			7.4		
8/12/2021					7.7
8/13/2021				7.77	
8/18/2021	4.9				
8/19/2021		4.43			
2/1/2022			7.52	8.25	
2/7/2022					7.85
2/8/2022		4.59			
2/9/2022	4.97				
8/2/2022			7.15	7.9	
8/9/2022					7.58
8/10/2022		4.41			
8/11/2022	4.93				
1/23/2023					7.55
1/24/2023			7.56	8.22	
1/27/2023					
1/30/2023					
2/1/2023	4.93	4.66			
8/8/2023			7.39	8.2	7.72
8/13/2023	4.83	4.75			
2/13/2024			7.47	8.1	7.68
2/17/2024	5.05				
2/18/2024		4.73			
8/5/2024					
8/6/2024			7.46	8.36	7.64
8/8/2024					
8/9/2024		4.95			
8/10/2024	4.88				

Prediction Limit

Constituent: Fluoride (mg/L) Analysis Run 10/22/2024 2:16 PM View: Appendix III

Plant Hammond Client: Southern Company Data: Hammond AP-2

	HGWA-1 (bg)	HGWA-2 (bg)	HGWA-3 (bg)	HGWA-4 (bg)	HGWA-5 (bg)	HGWA-6 (bg)	HGWC-16	HGWC-15	HGWC-17
5/19/2016	0.105 (J)	0.0303 (J)	0.0513 (J)	0.036 (J)	0.08 (J)				
5/20/2016						0.065 (J)			
5/23/2016							0.038 (J)	<0.1	<0.1
5/24/2016									
7/11/2016	0.16 (J)	0.05 (J)		0.09 (J)	0.09 (J)	0.13 (J)			
7/12/2016			0.12 (J)				0.26 (J)	0.09 (J)	0.09 (J)
8/30/2016	0.09 (J)	0.06 (J)	0.09 (J)	0.06 (J)	0.08 (J)	0.07 (J)			
9/1/2016							0.42	0.22 (J)	0.03 (J)
10/19/2016	0.1 (J)	0.04 (J)	0.1 (J)	0.07 (J)					
10/20/2016					0.1 (J)	0.06 (J)			
10/24/2016								0.07 (J)	
10/25/2016							0.25 (J)		0.07 (J)
12/6/2016	0.11 (J)	0.36	0.21 (J)	0.07 (J)					
12/7/2016							0.23 (J)	0.23 (J)	0.54
12/8/2016					0.08 (J)	0.06 (J)			
1/24/2017	0.09 (J)	<0.1	0.06 (J)	<0.1	0.09 (J)	0.02 (J)			
1/26/2017							0.02 (J)	<0.1	<0.1
3/21/2017	0.13 (J)	<0.1	0.005 (J)	<0.1	0.04 (J)	0.08 (J)			
3/22/2017							0.3		0.07 (J)
3/23/2017								0.12 (J)	
5/22/2017	0.12 (J)	<0.1	0.05 (J)						
5/23/2017				0.01 (J)	0.04 (J)	0.006 (J)			
5/24/2017							0.46	0.31	
5/25/2017									0.42
10/3/2017	0.13 (J)	<0.1	0.13 (J)	<0.1	0.06 (J)	<0.1			
10/4/2017							<0.1	0.6	0.93
4/2/2018	<0.1	<0.1		<0.1					
4/3/2018			<0.1		<0.1	<0.1	<0.1	<0.1	<0.1
4/4/2018									
6/4/2018	0.074 (J)	<0.1	<0.1	0.097 (J)					
6/5/2018					0.083 (J)	0.055 (J)			
6/6/2018							<0.1	0.17 (J)	0.23 (J)
10/1/2018	<0.1	<0.1	<0.1	<0.1					
10/2/2018					<0.1	0.076 (J)			
10/3/2018							<0.1	<0.1	<0.1
3/11/2019				0.035 (J)					
3/12/2019	0.29 (J)	0.038 (J)	0.072 (J)		0.079 (J)	0.061 (J)			
3/14/2019								<0.1	
3/15/2019							<0.1		<0.1
4/1/2019			0.029 (J)						
4/2/2019	0.1 (J)	0.071 (J)		<0.1	0.12 (J)	<0.1			
4/4/2019							<0.1	0.066 (J)	
4/5/2019									0.16 (J)
9/23/2019	0.078 (J)	<0.1	<0.1						
9/24/2019				<0.1	0.058 (J)	<0.1		0.12 (J)	
9/25/2019							<0.1		0.081 (J)
3/2/2020	0.076 (J)	<0.1	<0.1	<0.1	0.053 (J)	<0.1			
3/3/2020							<0.1	0.064 (J)	<0.1
3/25/2020	0.098 (J)	<0.1	<0.1			<0.1			
3/26/2020				<0.1	0.066 (J)			<0.1	
3/30/2020							0.059 (J)		
3/31/2020									<0.1

ND substitution: RL or RL/2 if <15% NDs.

Prediction Limit

Constituent: Fluoride (mg/L) Analysis Run 10/22/2024 2:16 PM View: Appendix III

Plant Hammond Client: Southern Company Data: Hammond AP-2

	HGWA-1 (bg)	HGWA-2 (bg)	HGWA-3 (bg)	HGWA-4 (bg)	HGWA-5 (bg)	HGWA-6 (bg)	HGWC-16	HGWC-15	HGWC-17
9/15/2020	0.082 (J)	<0.1	<0.1	<0.1	0.061 (J)	<0.1			
9/16/2020									0.058 (J)
9/17/2020							<0.1	<0.1	
9/18/2020									
11/10/2020									
11/11/2020									
12/15/2020									
1/19/2021									
1/20/2021									
2/8/2021	0.078 (J)			<0.1					
2/9/2021		<0.1	0.074 (J)		0.053 (J)	<0.1			
2/10/2021							0.21		
2/11/2021									0.058 (J)
2/12/2021								0.053 (J)	
3/10/2021	0.079 (J)			<0.1					
3/11/2021		0.1	<0.1		0.06 (J)	0.17			
3/16/2021								<0.1	
3/17/2021							<0.1		
3/18/2021									0.057 (J)
8/11/2021	0.058 (J)								
8/12/2021		<0.1	<0.1	<0.1	<0.1	<0.1			
8/13/2021									
8/18/2021									0.062 (J)
8/19/2021							<0.1	<0.1	
2/1/2022	0.064 (J)	<0.1	<0.1						
2/7/2022				<0.1	<0.1	<0.1			
2/8/2022							<0.1	<0.1	0.055 (J)
2/9/2022									
8/2/2022	0.09 (J)	0.053 (J)	0.067 (J)	0.076 (J)					
8/9/2022									
8/10/2022					0.078 (J)	0.067 (J)	0.054 (J)		0.086 (J)
8/11/2022								0.097 (J)	
1/23/2023			0.061 (J)	0.12					
1/24/2023	0.089 (J)	0.053 (J)							
1/27/2023					0.088 (J)	0.067 (J)			
1/30/2023									0.097 (J)
2/1/2023							0.053 (J)	0.086 (J)	
8/8/2023	0.088 (J)	0.07 (J)	0.055 (J)	0.11	0.059 (J)	0.072 (J)			
8/13/2023							0.053 (J)	0.12	0.081 (J)
2/13/2024	0.071 (J)	0.17	<0.1	0.13	0.059 (J)	0.065 (J)			
2/17/2024								0.064 (J)	0.057 (J)
2/18/2024							<0.1		
8/5/2024	0.11	0.12	0.077 (J)						
8/6/2024				0.19	0.098 (J)	0.08 (J)			
8/8/2024								0.08 (J)	0.066 (J)
8/9/2024							0.052 (J)		
8/10/2024									

ND substitution: RL or RL/2 if <15% NDs.

Prediction Limit

Constituent: Fluoride (mg/L) Analysis Run 10/22/2024 2:16 PM View: Appendix III

Plant Hammond Client: Southern Company Data: Hammond AP-2

	HGWC-14	HGWC-18	HGWA-43D (bg)	HGWA-44D (bg)	HGWA-42D (bg)
5/19/2016					
5/20/2016					
5/23/2016	<0.1				
5/24/2016		<0.1			
7/11/2016					
7/12/2016	0.2 (J)	0.54			
8/30/2016					
9/1/2016	0.08 (J)	0.49			
10/19/2016					
10/20/2016					
10/24/2016	0.04 (J)				
10/25/2016		0.58			
12/6/2016					
12/7/2016	0.11 (J)				
12/8/2016		0.63			
1/24/2017					
1/26/2017	0.13 (J)	0.71			
3/21/2017					
3/22/2017					
3/23/2017	0.28 (J)	0.57			
5/22/2017					
5/23/2017					
5/24/2017	0.32				
5/25/2017		0.54			
10/3/2017					
10/4/2017	0.52	0.95			
4/2/2018					
4/3/2018		0.33			
4/4/2018	<0.1				
6/4/2018					
6/5/2018		0.66			
6/6/2018	0.25 (J)				
10/1/2018					
10/2/2018					
10/3/2018	0.21 (J)	0.32			
3/11/2019					
3/12/2019					
3/14/2019	0.24 (J)	0.88			
3/15/2019					
4/1/2019					
4/2/2019					
4/4/2019					
4/5/2019	0.66	0.37			
9/23/2019					
9/24/2019	0.053 (J)				
9/25/2019		0.73			
3/2/2020					
3/3/2020	<0.1	0.34			
3/25/2020					
3/26/2020					
3/30/2020	0.092 (J)				
3/31/2020		0.45			

ND substitution: RL or RL/2 if <15% NDs.

Prediction Limit

Constituent: Fluoride (mg/L) Analysis Run 10/22/2024 2:16 PM View: Appendix III

Plant Hammond Client: Southern Company Data: Hammond AP-2

	HGWC-14	HGWC-18	HGWA-43D (bg)	HGWA-44D (bg)	HGWA-42D (bg)
9/15/2020		0.31			
9/16/2020			0.22	0.52	
9/17/2020					0.2
9/18/2020	<0.1				
11/10/2020			0.19	0.59	
11/11/2020					0.1
12/15/2020			0.21	0.67	0.11
1/19/2021			0.16	0.74	
1/20/2021					0.082 (J)
2/8/2021					0.096 (J)
2/9/2021			0.19	0.44	
2/10/2021					
2/11/2021	0.059 (J)	0.71			
2/12/2021					
3/10/2021				0.65	0.11
3/11/2021			0.2		
3/16/2021					
3/17/2021	0.076 (J)				
3/18/2021		0.64			
8/11/2021			0.15		
8/12/2021					0.079 (J)
8/13/2021				0.87	
8/18/2021	<0.1				
8/19/2021		0.31			
2/1/2022			0.19	0.96	
2/7/2022					0.085 (J)
2/8/2022		0.19			
2/9/2022	0.053 (J)				
8/2/2022			0.22	0.8	
8/9/2022					0.12
8/10/2022		0.3			
8/11/2022	0.085 (J)				
1/23/2023					0.11
1/24/2023			0.23	1.3	
1/27/2023					
1/30/2023					
2/1/2023	0.094 (J)	0.21			
8/8/2023			0.18	1.3	0.1
8/13/2023	0.1	0.25			
2/13/2024			0.2	1.5	0.087 (J)
2/17/2024	0.065 (J)				
2/18/2024		0.17			
8/5/2024					
8/6/2024			0.21	1.3	0.12
8/8/2024					
8/9/2024		0.28			
8/10/2024	0.19				

ND substitution: RL or RL/2 if <15% NDs.

Prediction Limit

Constituent: Sulfate (mg/L) Analysis Run 10/22/2024 2:16 PM View: Appendix III

Plant Hammond Client: Southern Company Data: Hammond AP-2

	HGWA-1 (bg)	HGWA-5 (bg)	HGWA-4 (bg)	HGWA-3 (bg)	HGWA-2 (bg)	HGWA-6 (bg)	HGWC-14	HGWC-16	HGWC-17
5/19/2016	66.9	25	1.22	42.3	48.6				
5/20/2016						34.4			
5/23/2016							1070	203	395
5/24/2016									
7/11/2016	41	27	3.7		45	34			
7/12/2016				44			1300	220	460
8/30/2016	36	23	6.8	40	42	36			
9/1/2016							1300	220	430
10/19/2016	46		11	43	44				
10/20/2016		19				36			
10/24/2016							280		
10/25/2016								230	440
12/6/2016	59		13	43	44				
12/7/2016							1300	220	410
12/8/2016		20				36			
1/24/2017	46	20	5.7	48	46	37			
1/26/2017							1400	250	440
3/21/2017	63	23	1.7	45	46	37			
3/22/2017								240	460
3/23/2017							1500		
5/22/2017	77			46	48				
5/23/2017		21	1.5			38			
5/24/2017							1400	230	
5/25/2017									430
10/3/2017	42	21	1.3	48	47	38			
10/4/2017							1400	220	490
6/4/2018	71.8		4.9	46.6	47.8				
6/5/2018		22.9				38			
6/6/2018							1520	233	520
10/1/2018	49.1		0.59 (J)	48.6	48.1				
10/2/2018		20.3				38.5			
10/3/2018							1550	215	651
4/1/2019				50.4					
4/2/2019	84.3	23.8	4.9		48.7	35.5			
4/4/2019								251	
4/5/2019							1520		642
9/23/2019	70.2			43.9	47.2				
9/24/2019		20.7	<1			35.4	1110		
9/25/2019								223	434
3/25/2020	85.9			50.5	46.3	35.1			
3/26/2020		21.6	<1						
3/30/2020							1150	223	
3/31/2020									484
9/15/2020	47.3	21.2	<1	44.7	51.5	35.3			
9/16/2020									467
9/17/2020								254	
9/18/2020							1260		
11/10/2020									
11/11/2020									
12/15/2020									
1/19/2021									
1/20/2021									

ND substitution: RL or RL/2 if <15% NDs.

Prediction Limit

Constituent: Sulfate (mg/L) Analysis Run 10/22/2024 2:16 PM View: Appendix III

Plant Hammond Client: Southern Company Data: Hammond AP-2

	HGWA-1 (bg)	HGWA-5 (bg)	HGWA-4 (bg)	HGWA-3 (bg)	HGWA-2 (bg)	HGWA-6 (bg)	HGWC-14	HGWC-16	HGWC-17
3/10/2021	49.6		1.2						
3/11/2021		22.7		50.4	52.9	35.5			
3/16/2021									
3/17/2021							1300	250	
3/18/2021									447
8/11/2021	48.9								
8/12/2021		17.4	1.1	38.6	47.4	28.6			
8/13/2021									
8/18/2021							768		280
8/19/2021								228	
2/1/2022	43.7			46	67.1				
2/7/2022		20.6	2.9			33			
2/8/2022								238	364
2/9/2022							1190		
8/2/2022	58.1		4.9	43.5	86.9				
8/9/2022									
8/10/2022		19.7				34		206	423
8/11/2022							1200		
1/23/2023			42.5	39.5					
1/24/2023	48.3				79.7				
1/27/2023		22.7				35			
1/30/2023									451
2/1/2023							1060	257	
8/8/2023	67.7	32.7	16.8	35	89.9	18.8			
8/13/2023							935	214	351
2/13/2024	50.4	21.8	64.6	35.5	93.9	35.3			
2/17/2024							898		260
2/18/2024								220	
8/5/2024	49.4			31.1	87.2				
8/6/2024		17.4	28.1			33.5			
8/8/2024									238
8/9/2024								190	
8/10/2024							854		

Prediction Limit

Constituent: Sulfate (mg/L) Analysis Run 10/22/2024 2:16 PM View: Appendix III

Plant Hammond Client: Southern Company Data: Hammond AP-2

	HGWC-15	HGWC-18	HGWA-43D (bg)	HGWA-44D (bg)	HGWA-42D (bg)
5/19/2016					
5/20/2016					
5/23/2016	424				
5/24/2016		834			
7/11/2016					
7/12/2016	440	930			
8/30/2016					
9/1/2016	440	890			
10/19/2016					
10/20/2016					
10/24/2016	420				
10/25/2016		950			
12/6/2016					
12/7/2016	450				
12/8/2016		910			
1/24/2017					
1/26/2017	490	970			
3/21/2017					
3/22/2017					
3/23/2017	530	980			
5/22/2017					
5/23/2017					
5/24/2017	500				
5/25/2017		920			
10/3/2017					
10/4/2017	560	870			
6/4/2018					
6/5/2018		962			
6/6/2018	469				
10/1/2018					
10/2/2018					
10/3/2018	600	1170			
4/1/2019					
4/2/2019					
4/4/2019	528				
4/5/2019		1030			
9/23/2019					
9/24/2019	382				
9/25/2019		920			
3/25/2020					
3/26/2020	438				
3/30/2020					
3/31/2020		934			
9/15/2020		1080			
9/16/2020			43	6.9	
9/17/2020	416				10.9
9/18/2020					
11/10/2020			39	6.3	
11/11/2020					9.4
12/15/2020			38.8	6.7	10.9
1/19/2021			37.3	7.4	
1/20/2021					9.8

Prediction Limit

Constituent: Sulfate (mg/L) Analysis Run 10/22/2024 2:16 PM View: Appendix III

Plant Hammond Client: Southern Company Data: Hammond AP-2

	HGWC-15	HGWC-18	HGWA-43D (bg)	HGWA-44D (bg)	HGWA-42D (bg)
3/10/2021				<1	10.8
3/11/2021			38.6		
3/16/2021	379				
3/17/2021					
3/18/2021		1050			
8/11/2021			30.5		
8/12/2021					7.8
8/13/2021				56.1	
8/18/2021					
8/19/2021	223	934			
2/1/2022			37.5	56.3	
2/7/2022					10.4
2/8/2022	360	960			
2/9/2022					
8/2/2022			37	13.2	
8/9/2022					11.2
8/10/2022		946			
8/11/2022	365				
1/23/2023					11.1
1/24/2023			34.7	10.1	
1/27/2023					
1/30/2023					
2/1/2023	341	776			
8/8/2023			25.6	1.3	10.5
8/13/2023	281	895			
2/13/2024			28.9	2	17.1
2/17/2024	305				
2/18/2024		755			
8/5/2024					
8/6/2024			25.5	0.86 (J)	11.5
8/8/2024	286				
8/9/2024		413			
8/10/2024					

ND substitution: RL or RL/2 if <15% NDs.

Prediction Limit

Constituent: Total Dissolved Solids (mg/L) Analysis Run 10/22/2024 2:16 PM View: Appendix III

Plant Hammond Client: Southern Company Data: Hammond AP-2

	HGWA-1 (bg)	HGWA-5 (bg)	HGWA-4 (bg)	HGWA-3 (bg)	HGWA-2 (bg)	HGWA-6 (bg)	HGWC-14	HGWC-16	HGWC-17
5/19/2016	421	168	165	267	143				
5/20/2016						223			
5/23/2016							4130	570	1010
5/24/2016									
7/11/2016	363	158	266		125	225			
7/12/2016				249			3140	585	976
8/30/2016	330	141	292	254	168	232			
9/1/2016							3200	625	1060
10/19/2016	380		338	357	176				
10/20/2016		99				225			
10/24/2016							2920		
10/25/2016								563	<25
12/6/2016	377		356	285	145				
12/7/2016							2740	561	866
12/8/2016		116				235			
1/24/2017	342	156	131	300	129	272			
1/26/2017							3080	608	1000
3/21/2017	340	144	132	288	103	222			
3/22/2017								599	1080
3/23/2017							3060		
5/22/2017	338			263	92				
5/23/2017		134	183			231			
5/24/2017							3140	598	
5/25/2017									1080
10/3/2017	343	147	161	300	127	243			
10/4/2017							3210	626	1210
6/4/2018	415		240	266	140				
6/5/2018		152				235			
6/6/2018							2620	678	1180
10/1/2018	354		106	291	135				
10/2/2018		146				228			
10/3/2018							2430	700	1250
4/1/2019				284					
4/2/2019	452	144	230		133	238			
4/4/2019								704	
4/5/2019							2310		1260
9/23/2019	442			268	129				
9/24/2019		133	131			222	2470		
9/25/2019								813	1280
3/25/2020	496			284	138	240			
3/26/2020		104	69						
3/30/2020							2590	787	
3/31/2020									1310
9/15/2020	265	116	93	258	124	217			
9/16/2020									1220
9/17/2020								804	
9/18/2020							2440		
11/10/2020									
11/11/2020									
12/15/2020									
1/19/2021									
1/20/2021									

ND substitution: RL or RL/2 if <15% NDs.

Prediction Limit

Constituent: Total Dissolved Solids (mg/L) Analysis Run 10/22/2024 2:16 PM View: Appendix III

Plant Hammond Client: Southern Company Data: Hammond AP-2

	HGWA-1 (bg)	HGWA-5 (bg)	HGWA-4 (bg)	HGWA-3 (bg)	HGWA-2 (bg)	HGWA-6 (bg)	HGWC-14	HGWC-16	HGWC-17
3/10/2021	348		53						
3/11/2021		118		267	169	215			
3/16/2021									
3/17/2021							1640	768	
3/18/2021									1020
8/11/2021	366								
8/12/2021		158	55	265	118	229			
8/13/2021									
8/18/2021							2350		1290
8/19/2021								816	
2/1/2022	270			350	156				
2/7/2022		135	54			224			
2/8/2022								852	1160
2/9/2022							2310		
8/2/2022	400		48	287	196				
8/9/2022									
8/10/2022		134				217		894	1390
8/11/2022							1060		
1/23/2023			128	293					
1/24/2023	369				164				
1/27/2023		182				229			
1/30/2023									1320
2/1/2023							1950	1030	
8/8/2023	457	225	141	285	189	125			
8/13/2023							1960	861	1180
2/13/2024	402	155	176	284	214	240			
2/17/2024							1720		815
2/18/2024								755	
8/5/2024	444			304	217				
8/6/2024		141	159			247			
8/8/2024									768
8/9/2024								766	
8/10/2024							1780		

Prediction Limit

Constituent: Total Dissolved Solids (mg/L) Analysis Run 10/22/2024 2:16 PM View: Appendix III

Plant Hammond Client: Southern Company Data: Hammond AP-2

	HGWC-15	HGWC-18	HGWA-43D (bg)	HGWA-44D (bg)	HGWA-42D (bg)
5/19/2016					
5/20/2016					
5/23/2016	1270				
5/24/2016		1900			
7/11/2016					
7/12/2016	1100	1950			
8/30/2016					
9/1/2016	1180	2000			
10/19/2016					
10/20/2016					
10/24/2016	1090				
10/25/2016		1870			
12/6/2016					
12/7/2016	1040				
12/8/2016		1930			
1/24/2017					
1/26/2017	1260	1950			
3/21/2017					
3/22/2017					
3/23/2017	1360	2080			
5/22/2017					
5/23/2017					
5/24/2017	1320				
5/25/2017		1970			
10/3/2017					
10/4/2017	1340	2200			
6/4/2018					
6/5/2018		1880			
6/6/2018	1120				
10/1/2018					
10/2/2018					
10/3/2018	1140	2180			
4/1/2019					
4/2/2019					
4/4/2019	926				
4/5/2019		1610			
9/23/2019					
9/24/2019	1140				
9/25/2019		1960			
3/25/2020					
3/26/2020	1000				
3/30/2020					
3/31/2020		1860			
9/15/2020		1890			
9/16/2020			272	270	
9/17/2020	956				188
9/18/2020					
11/10/2020			307	287	
11/11/2020					175
12/15/2020			289	295	193
1/19/2021			270	278	
1/20/2021					158

Prediction Limit

Constituent: Total Dissolved Solids (mg/L) Analysis Run 10/22/2024 2:16 PM View: Appendix III

Plant Hammond Client: Southern Company Data: Hammond AP-2

	HGWC-15	HGWC-18	HGWA-43D (bg)	HGWA-44D (bg)	HGWA-42D (bg)
3/10/2021				289	163
3/11/2021			279		
3/16/2021	92				
3/17/2021					
3/18/2021		1390			
8/11/2021			277		
8/12/2021					179
8/13/2021				436	
8/18/2021					
8/19/2021	958	1750			
2/1/2022			156	444	
2/7/2022					190
2/8/2022	866	1770			
2/9/2022					
8/2/2022			278	311	
8/9/2022					182
8/10/2022		1890			
8/11/2022	940				
1/23/2023					168
1/24/2023			271	363	
1/27/2023					
1/30/2023					
2/1/2023	892	1430			
8/8/2023			274	361	175
8/13/2023	881	1700			
2/13/2024			291	379	212
2/17/2024	830				
2/18/2024		1360			
8/5/2024					
8/6/2024			283	380	191
8/8/2024	890				
8/9/2024		864			
8/10/2024					

FIGURE E.

Appendix III Trend Tests - Significant Results

Plant Hammond Client: Southern Company Data: Hammond AP-2 Printed 10/22/2024, 2:24 PM

Constituent	Well	Slope	Calc.	Critical	Sig.	N	%NDs	Normality	Xform	Alpha	Method
Boron (mg/L)	**HGWA-2 (bg)**	**0.002641**	**177**	**98**	**Yes**	**23**	**0**	**n/a**	**n/a**	**0.01**	**NP**
Boron (mg/L)	**HGWA-43D (bg)**	**-0.005612**	**-42**	**-38**	**Yes**	**12**	**0**	**n/a**	**n/a**	**0.01**	**NP**
Boron (mg/L)	**HGWA-44D (bg)**	**0.0621**	**46**	**38**	**Yes**	**12**	**0**	**n/a**	**n/a**	**0.01**	**NP**
Boron (mg/L)	**HGWC-14**	**-1.286**	**-157**	**-98**	**Yes**	**23**	**0**	**n/a**	**n/a**	**0.01**	**NP**
Boron (mg/L)	**HGWC-16**	**0.1723**	**141**	**98**	**Yes**	**23**	**0**	**n/a**	**n/a**	**0.01**	**NP**
Boron (mg/L)	**HGWC-18**	**-0.4144**	**-107**	**-98**	**Yes**	**23**	**0**	**n/a**	**n/a**	**0.01**	**NP**
Calcium (mg/L)	**HGWA-2 (bg)**	**1.536**	**119**	**98**	**Yes**	**23**	**0**	**n/a**	**n/a**	**0.01**	**NP**
Calcium (mg/L)	**HGWA-3 (bg)**	**1.818**	**127**	**98**	**Yes**	**23**	**0**	**n/a**	**n/a**	**0.01**	**NP**
Calcium (mg/L)	**HGWA-4 (bg)**	**-6.332**	**-108**	**-98**	**Yes**	**23**	**0**	**n/a**	**n/a**	**0.01**	**NP**
Calcium (mg/L)	**HGWA-44D (bg)**	**-7.17**	**-50**	**-38**	**Yes**	**12**	**0**	**n/a**	**n/a**	**0.01**	**NP**
Calcium (mg/L)	**HGWC-14**	**-18.78**	**-112**	**-98**	**Yes**	**23**	**0**	**n/a**	**n/a**	**0.01**	**NP**
Calcium (mg/L)	**HGWC-16**	**10.95**	**165**	**98**	**Yes**	**23**	**0**	**n/a**	**n/a**	**0.01**	**NP**
Chloride (mg/L)	**HGWA-3 (bg)**	**-0.1584**	**-144**	**-98**	**Yes**	**23**	**0**	**n/a**	**n/a**	**0.01**	**NP**
Chloride (mg/L)	**HGWA-4 (bg)**	**-0.3871**	**-202**	**-98**	**Yes**	**23**	**0**	**n/a**	**n/a**	**0.01**	**NP**
Chloride (mg/L)	**HGWA-44D (bg)**	**6.515**	**46**	**38**	**Yes**	**12**	**0**	**n/a**	**n/a**	**0.01**	**NP**
Chloride (mg/L)	**HGWC-14**	**-65.46**	**-190**	**-98**	**Yes**	**23**	**0**	**n/a**	**n/a**	**0.01**	**NP**
Chloride (mg/L)	**HGWC-15**	**-21.33**	**-177**	**-98**	**Yes**	**23**	**0**	**n/a**	**n/a**	**0.01**	**NP**
Chloride (mg/L)	**HGWC-16**	**10.92**	**187**	**98**	**Yes**	**23**	**0**	**n/a**	**n/a**	**0.01**	**NP**
Chloride (mg/L)	**HGWC-18**	**-31.45**	**-167**	**-98**	**Yes**	**23**	**0**	**n/a**	**n/a**	**0.01**	**NP**
Sulfate (mg/L)	**HGWA-2 (bg)**	**4.063**	**177**	**98**	**Yes**	**23**	**0**	**n/a**	**n/a**	**0.01**	**NP**
Sulfate (mg/L)	**HGWA-43D (bg)**	**-3.566**	**-54**	**-38**	**Yes**	**12**	**0**	**n/a**	**n/a**	**0.01**	**NP**
Sulfate (mg/L)	**HGWC-15**	**-21.08**	**-118**	**-98**	**Yes**	**23**	**0**	**n/a**	**n/a**	**0.01**	**NP**
Total Dissolved Solids (mg/L)	**HGWA-4 (bg)**	**-17.66**	**-102**	**-98**	**Yes**	**23**	**0**	**n/a**	**n/a**	**0.01**	**NP**
Total Dissolved Solids (mg/L)	**HGWC-14**	**-186.7**	**-179**	**-98**	**Yes**	**23**	**0**	**n/a**	**n/a**	**0.01**	**NP**
Total Dissolved Solids (mg/L)	**HGWC-15**	**-49.07**	**-144**	**-98**	**Yes**	**23**	**0**	**n/a**	**n/a**	**0.01**	**NP**
Total Dissolved Solids (mg/L)	**HGWC-16**	**46.65**	**177**	**98**	**Yes**	**23**	**0**	**n/a**	**n/a**	**0.01**	**NP**
Total Dissolved Solids (mg/L)	**HGWC-18**	**-50.33**	**-121**	**-98**	**Yes**	**23**	**0**	**n/a**	**n/a**	**0.01**	**NP**

Appendix III Trend Tests - All Results

Plant Hammond Client: Southern Company Data: Hammond AP-2 Printed 10/22/2024, 2:24 PM

Constituent	Well	Slope	Calc.	Critical	Sig.	N	%NDs	Normality	Xform	Alpha	Method
Boron (mg/L)	HGWA-1 (bg)	-0.00003575	-9	-98	No	23	0	n/a	n/a	0.01	NP
Boron (mg/L)	**HGWA-2 (bg)**	**0.002641**	**177**	**98**	**Yes**	**23**	**0**	**n/a**	**n/a**	**0.01**	**NP**
Boron (mg/L)	HGWA-3 (bg)	0.0005105	56	98	No	23	26.09	n/a	n/a	0.01	NP
Boron (mg/L)	HGWA-4 (bg)	0.0005305	33	98	No	23	4.348	n/a	n/a	0.01	NP
Boron (mg/L)	HGWA-42D (bg)	-0.001093	-7	-34	No	11	0	n/a	n/a	0.01	NP
Boron (mg/L)	**HGWA-43D (bg)**	**-0.005612**	**-42**	**-38**	**Yes**	**12**	**0**	**n/a**	**n/a**	**0.01**	**NP**
Boron (mg/L)	**HGWA-44D (bg)**	**0.0621**	**46**	**38**	**Yes**	**12**	**0**	**n/a**	**n/a**	**0.01**	**NP**
Boron (mg/L)	HGWA-5 (bg)	0.0008033	77	98	No	23	21.74	n/a	n/a	0.01	NP
Boron (mg/L)	HGWA-6 (bg)	-0.0003862	-54	-92	No	22	4.545	n/a	n/a	0.01	NP
Boron (mg/L)	**HGWC-14**	**-1.286**	**-157**	**-98**	**Yes**	**23**	**0**	**n/a**	**n/a**	**0.01**	**NP**
Boron (mg/L)	HGWC-15	-0.03137	-45	-98	No	23	0	n/a	n/a	0.01	NP
Boron (mg/L)	**HGWC-16**	**0.1723**	**141**	**98**	**Yes**	**23**	**0**	**n/a**	**n/a**	**0.01**	**NP**
Boron (mg/L)	HGWC-17	0.02061	10	98	No	23	0	n/a	n/a	0.01	NP
Boron (mg/L)	**HGWC-18**	**-0.4144**	**-107**	**-98**	**Yes**	**23**	**0**	**n/a**	**n/a**	**0.01**	**NP**
Calcium (mg/L)	HGWA-1 (bg)	1.881	83	98	No	23	0	n/a	n/a	0.01	NP
Calcium (mg/L)	**HGWA-2 (bg)**	**1.536**	**119**	**98**	**Yes**	**23**	**0**	**n/a**	**n/a**	**0.01**	**NP**
Calcium (mg/L)	**HGWA-3 (bg)**	**1.818**	**127**	**98**	**Yes**	**23**	**0**	**n/a**	**n/a**	**0.01**	**NP**
Calcium (mg/L)	**HGWA-4 (bg)**	**-6.332**	**-108**	**-98**	**Yes**	**23**	**0**	**n/a**	**n/a**	**0.01**	**NP**
Calcium (mg/L)	HGWA-42D (bg)	0.1424	6	38	No	12	0	n/a	n/a	0.01	NP
Calcium (mg/L)	HGWA-43D (bg)	-2.184	-32	-38	No	12	0	n/a	n/a	0.01	NP
Calcium (mg/L)	**HGWA-44D (bg)**	**-7.17**	**-50**	**-38**	**Yes**	**12**	**0**	**n/a**	**n/a**	**0.01**	**NP**
Calcium (mg/L)	HGWA-5 (bg)	-0.09252	-6	-98	No	23	0	n/a	n/a	0.01	NP
Calcium (mg/L)	HGWA-6 (bg)	0.4372	67	98	No	23	0	n/a	n/a	0.01	NP
Calcium (mg/L)	**HGWC-14**	**-18.78**	**-112**	**-98**	**Yes**	**23**	**0**	**n/a**	**n/a**	**0.01**	**NP**
Calcium (mg/L)	HGWC-15	-2.309	-50	-98	No	23	0	n/a	n/a	0.01	NP
Calcium (mg/L)	**HGWC-16**	**10.95**	**165**	**98**	**Yes**	**23**	**0**	**n/a**	**n/a**	**0.01**	**NP**
Calcium (mg/L)	HGWC-17	6.152	30	98	No	23	0	n/a	n/a	0.01	NP
Calcium (mg/L)	HGWC-18	-2.639	-26	-98	No	23	0	n/a	n/a	0.01	NP
Chloride (mg/L)	HGWA-1 (bg)	0.5558	82	98	No	23	0	n/a	n/a	0.01	NP
Chloride (mg/L)	HGWA-2 (bg)	0.0594	36	98	No	23	0	n/a	n/a	0.01	NP
Chloride (mg/L)	**HGWA-3 (bg)**	**-0.1584**	**-144**	**-98**	**Yes**	**23**	**0**	**n/a**	**n/a**	**0.01**	**NP**
Chloride (mg/L)	**HGWA-4 (bg)**	**-0.3871**	**-202**	**-98**	**Yes**	**23**	**0**	**n/a**	**n/a**	**0.01**	**NP**
Chloride (mg/L)	HGWA-42D (bg)	0.07343	13	38	No	12	0	n/a	n/a	0.01	NP
Chloride (mg/L)	HGWA-43D (bg)	-0.1026	-21	-38	No	12	0	n/a	n/a	0.01	NP
Chloride (mg/L)	**HGWA-44D (bg)**	**6.515**	**46**	**38**	**Yes**	**12**	**0**	**n/a**	**n/a**	**0.01**	**NP**
Chloride (mg/L)	HGWA-5 (bg)	-0.03247	-51	-98	No	23	0	n/a	n/a	0.01	NP
Chloride (mg/L)	HGWA-6 (bg)	-0.03467	-56	-98	No	23	0	n/a	n/a	0.01	NP
Chloride (mg/L)	**HGWC-14**	**-65.46**	**-190**	**-98**	**Yes**	**23**	**0**	**n/a**	**n/a**	**0.01**	**NP**
Chloride (mg/L)	**HGWC-15**	**-21.33**	**-177**	**-98**	**Yes**	**23**	**0**	**n/a**	**n/a**	**0.01**	**NP**
Chloride (mg/L)	**HGWC-16**	**10.92**	**187**	**98**	**Yes**	**23**	**0**	**n/a**	**n/a**	**0.01**	**NP**
Chloride (mg/L)	HGWC-17	3.129	27	98	No	23	0	n/a	n/a	0.01	NP
Chloride (mg/L)	**HGWC-18**	**-31.45**	**-167**	**-98**	**Yes**	**23**	**0**	**n/a**	**n/a**	**0.01**	**NP**
Sulfate (mg/L)	HGWA-1 (bg)	0.4852	30	98	No	23	0	n/a	n/a	0.01	NP
Sulfate (mg/L)	**HGWA-2 (bg)**	**4.063**	**177**	**98**	**Yes**	**23**	**0**	**n/a**	**n/a**	**0.01**	**NP**
Sulfate (mg/L)	HGWA-3 (bg)	-0.4808	-33	-98	No	23	0	n/a	n/a	0.01	NP
Sulfate (mg/L)	HGWA-4 (bg)	0.3183	23	98	No	23	13.04	n/a	n/a	0.01	NP
Sulfate (mg/L)	HGWA-42D (bg)	0.2786	25	38	No	12	0	n/a	n/a	0.01	NP
Sulfate (mg/L)	**HGWA-43D (bg)**	**-3.566**	**-54**	**-38**	**Yes**	**12**	**0**	**n/a**	**n/a**	**0.01**	**NP**
Sulfate (mg/L)	HGWA-44D (bg)	-1.446	-8	-38	No	12	8.333	n/a	n/a	0.01	NP
Sulfate (mg/L)	HGWA-5 (bg)	-0.1519	-34	-98	No	23	0	n/a	n/a	0.01	NP
Sulfate (mg/L)	HGWA-6 (bg)	-0.2521	-83	-98	No	23	0	n/a	n/a	0.01	NP
Sulfate (mg/L)	HGWC-14	-42.13	-69	-98	No	23	0	n/a	n/a	0.01	NP
Sulfate (mg/L)	**HGWC-15**	**-21.08**	**-118**	**-98**	**Yes**	**23**	**0**	**n/a**	**n/a**	**0.01**	**NP**
Sulfate (mg/L)	HGWC-16	0	8	98	No	23	0	n/a	n/a	0.01	NP
Sulfate (mg/L)	HGWC-17	-11.37	-54	-98	No	23	0	n/a	n/a	0.01	NP

Appendix III Trend Tests - All Results

Plant Hammond Client: Southern Company Data: Hammond AP-2 Printed 10/22/2024, 2:24 PM

Constituent	Well	Slope	Calc.	Critical	Sig.	N	%NDs	Normality	Xform	Alpha	Method
Sulfate (mg/L)	HGWC-18	-4.094	-19	-98	No	23	0	n/a	n/a	0.01	NP
Total Dissolved Solids (mg/L)	HGWA-1 (bg)	4.983	51	98	No	23	0	n/a	n/a	0.01	NP
Total Dissolved Solids (mg/L)	HGWA-2 (bg)	6.288	78	98	No	23	0	n/a	n/a	0.01	NP
Total Dissolved Solids (mg/L)	HGWA-3 (bg)	1.959	39	98	No	23	0	n/a	n/a	0.01	NP
Total Dissolved Solids (mg/L)	**HGWA-4 (bg)**	**-17.66**	**-102**	**-98**	**Yes**	**23**	**0**	**n/a**	**n/a**	**0.01**	**NP**
Total Dissolved Solids (mg/L)	HGWA-42D (bg)	4.018	13	38	No	12	0	n/a	n/a	0.01	NP
Total Dissolved Solids (mg/L)	HGWA-43D (bg)	0.03609	0	38	No	12	0	n/a	n/a	0.01	NP
Total Dissolved Solids (mg/L)	HGWA-44D (bg)	28.25	38	38	No	12	0	n/a	n/a	0.01	NP
Total Dissolved Solids (mg/L)	HGWA-5 (bg)	0.3473	8	98	No	23	0	n/a	n/a	0.01	NP
Total Dissolved Solids (mg/L)	HGWA-6 (bg)	-0.3518	-13	-98	No	23	0	n/a	n/a	0.01	NP
Total Dissolved Solids (mg/L)	**HGWC-14**	**-186.7**	**-179**	**-98**	**Yes**	**23**	**0**	**n/a**	**n/a**	**0.01**	**NP**
Total Dissolved Solids (mg/L)	**HGWC-15**	**-49.07**	**-144**	**-98**	**Yes**	**23**	**0**	**n/a**	**n/a**	**0.01**	**NP**
Total Dissolved Solids (mg/L)	**HGWC-16**	**46.65**	**177**	**98**	**Yes**	**23**	**0**	**n/a**	**n/a**	**0.01**	**NP**
Total Dissolved Solids (mg/L)	HGWC-17	38.24	83	98	No	23	4.348	n/a	n/a	0.01	NP
Total Dissolved Solids (mg/L)	**HGWC-18**	**-50.33**	**-121**	**-98**	**Yes**	**23**	**0**	**n/a**	**n/a**	**0.01**	**NP**

Sanitas™ v.10.0.20 Software licensed to Groundwater Stats Consulting. UG

Sen's Slope Estimator

HGWA-1 (bg)

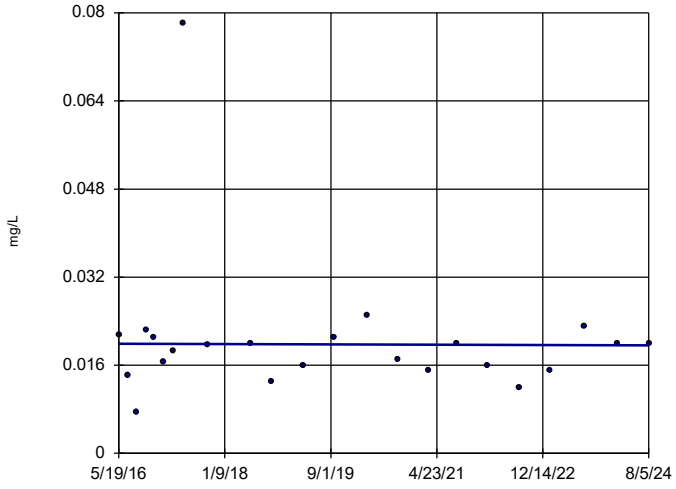

n = 23

Slope = -0.00003575 units per year.

Mann-Kendall statistic = -9 critical = -98

Trend not significant at 99% confidence level (α = 0.005 per tail).

Constituent: Boron Analysis Run 10/22/2024 2:17 PM View: Appendix III - Trend Tests

Plant Hammond Client: Southern Company Data: Hammond AP-2

Sanitas™ v.10.0.20 Software licensed to Groundwater Stats Consulting. UG

Sen's Slope Estimator

HGWA-2 (bg)

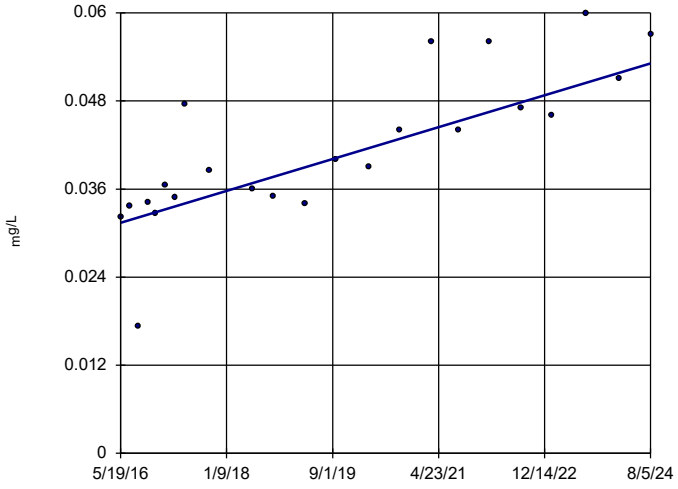

n = 23

Slope = 0.002641 units per year.

Mann-Kendall statistic = 177 critical = 98

Increasing trend significant at 99% confidence level (α = 0.005 per tail).

Constituent: Boron Analysis Run 10/22/2024 2:17 PM View: Appendix III - Trend Tests

Plant Hammond Client: Southern Company Data: Hammond AP-2

Sanitas™ v.10.0.20 Software licensed to Groundwater Stats Consulting. UG

Hollow symbols indicate censored values.

Sen's Slope Estimator

HGWA-3 (bg)

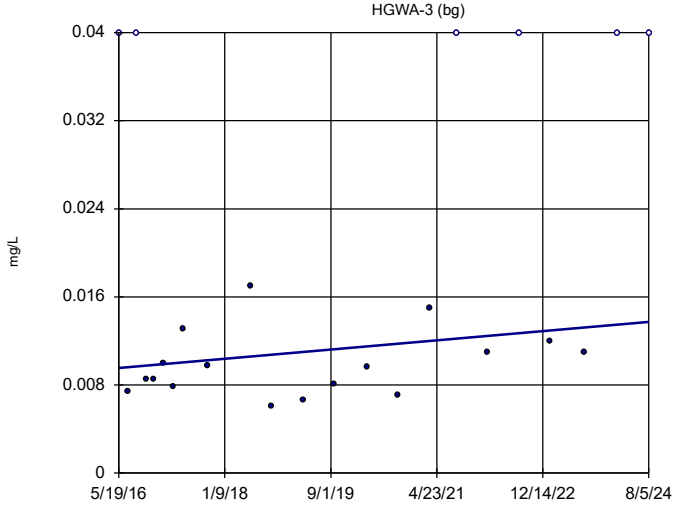

n = 23

Slope = 0.0005105 units per year.

Mann-Kendall statistic = 56 critical = 98

Trend not significant at 99% confidence level (α = 0.005 per tail).

Constituent: Boron Analysis Run 10/22/2024 2:17 PM View: Appendix III - Trend Tests

Plant Hammond Client: Southern Company Data: Hammond AP-2

Sanitas™ v.10.0.20 Software licensed to Groundwater Stats Consulting. UG

Hollow symbols indicate censored values.

Sen's Slope Estimator

HGWA-4 (bg)

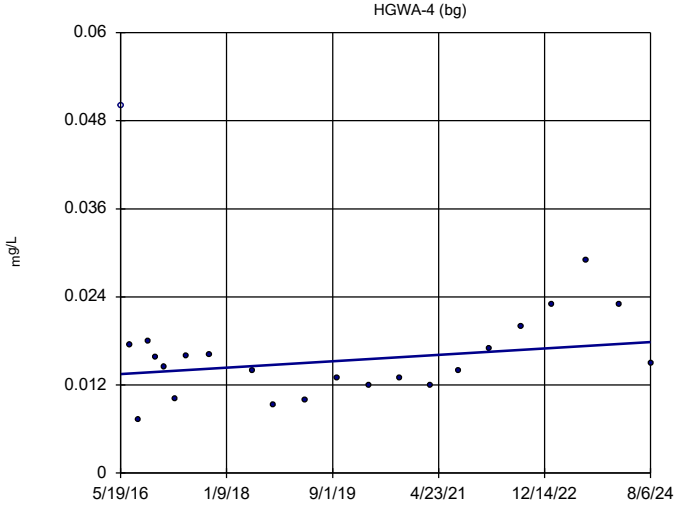

n = 23

Slope = 0.0005305 units per year.

Mann-Kendall statistic = 33 critical = 98

Trend not significant at 99% confidence level (α = 0.005 per tail).

Constituent: Boron Analysis Run 10/22/2024 2:17 PM View: Appendix III - Trend Tests

Plant Hammond Client: Southern Company Data: Hammond AP-2

Sanitas™ v.10.0.20 Software licensed to Groundwater Stats Consulting. UG

Sen's Slope Estimator

HGWA-42D (bg)

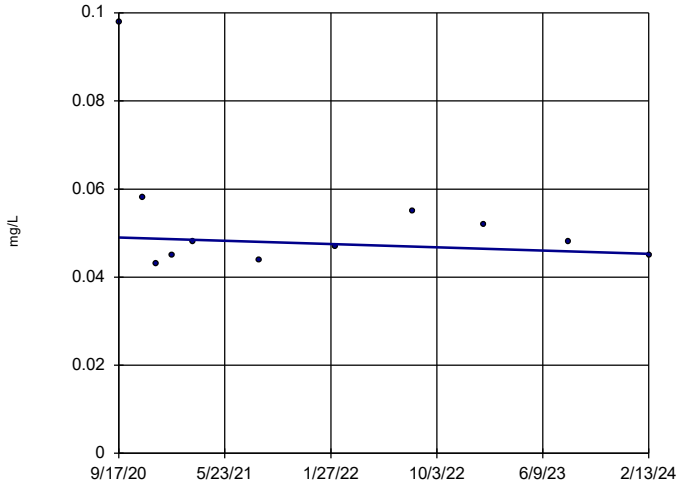

n = 11

Slope = -0.001093 units per year.

Mann-Kendall statistic = -7 critical = -34

Trend not significant at 99% confidence level (α = 0.005 per tail).

Constituent: Boron Analysis Run 10/22/2024 2:17 PM View: Appendix III - Trend Tests

Plant Hammond Client: Southern Company Data: Hammond AP-2

Sanitas™ v.10.0.20 Software licensed to Groundwater Stats Consulting. UG

Sen's Slope Estimator

HGWA-43D (bg)

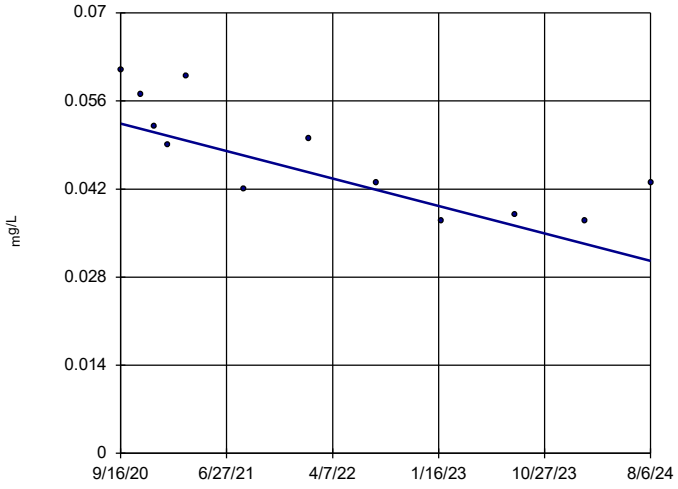

n = 12

Slope = -0.005612 units per year.

Mann-Kendall statistic = -42 critical = -38

Decreasing trend significant at 99% confidence level (α = 0.005 per tail).

Constituent: Boron Analysis Run 10/22/2024 2:17 PM View: Appendix III - Trend Tests

Plant Hammond Client: Southern Company Data: Hammond AP-2

Sanitas™ v.10.0.20 Software licensed to Groundwater Stats Consulting. UG

Sen's Slope Estimator

HGWA-44D (bg)

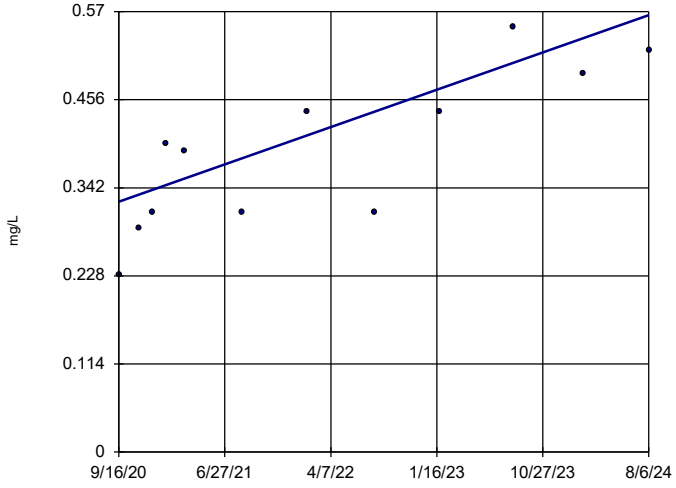

n = 12

Slope = 0.0621 units per year.

Mann-Kendall statistic = 46 critical = 38

Increasing trend significant at 99% confidence level (α = 0.005 per tail).

Constituent: Boron Analysis Run 10/22/2024 2:17 PM View: Appendix III - Trend Tests

Plant Hammond Client: Southern Company Data: Hammond AP-2

Sanitas™ v.10.0.20 Software licensed to Groundwater Stats Consulting. UG

Hollow symbols indicate censored values.

Sen's Slope Estimator

HGWA-5 (bg)

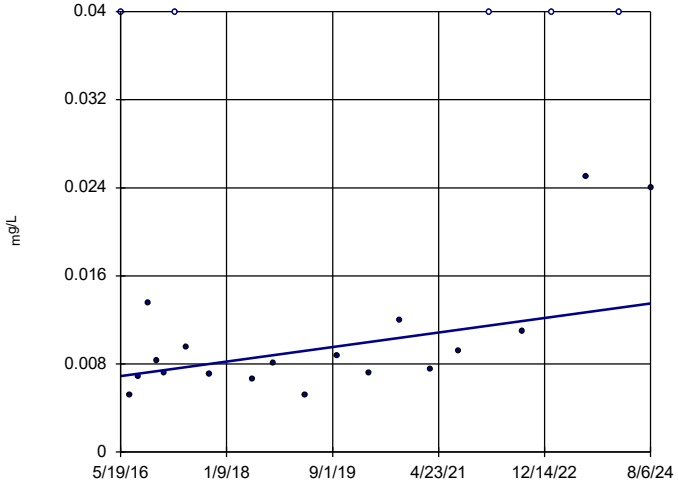

n = 23

Slope = 0.0008033 units per year.

Mann-Kendall statistic = 77 critical = 98

Trend not significant at 99% confidence level (α = 0.005 per tail).

Constituent: Boron Analysis Run 10/22/2024 2:17 PM View: Appendix III - Trend Tests

Plant Hammond Client: Southern Company Data: Hammond AP-2

Sanitas™ v.10.0.20 Software licensed to Groundwater Stats Consulting. UG
Hollow symbols indicate censored values.

Sen's Slope Estimator

HGWA-6 (bg)

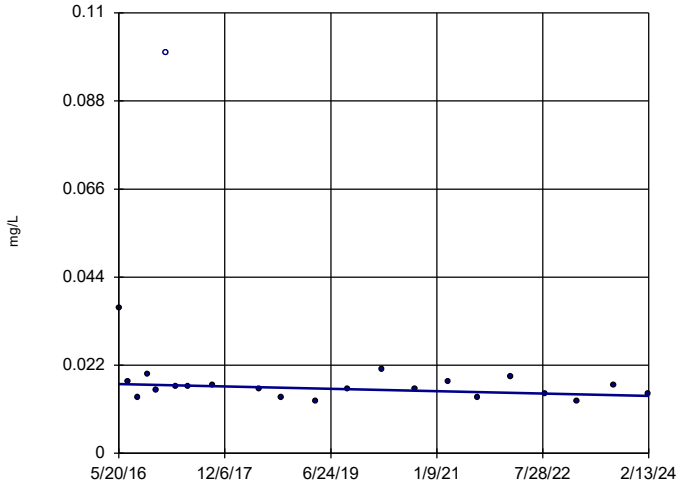

n = 22

Slope = -0.0003862 units per year.

Mann-Kendall statistic = -54 critical = -92

Trend not significant at 99% confidence level (α = 0.005 per tail).

Constituent: Boron Analysis Run 10/22/2024 2:17 PM View: Appendix III - Trend Tests
Plant Hammond Client: Southern Company Data: Hammond AP-2

Sanitas™ v.10.0.20 Software licensed to Groundwater Stats Consulting. UG

Sen's Slope Estimator

HGWC-14

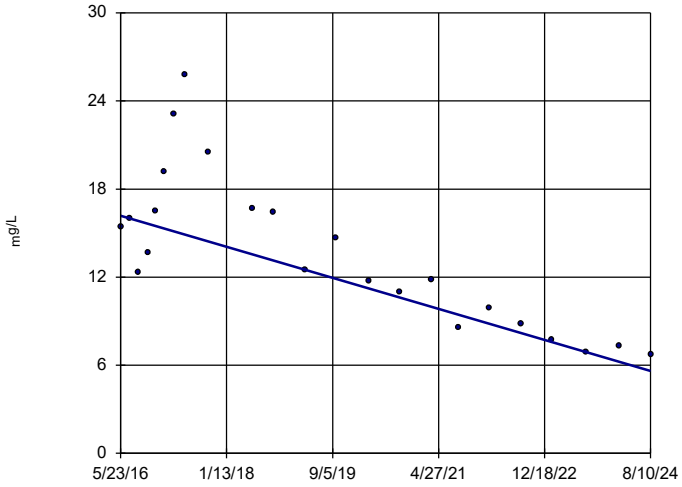

n = 23

Slope = -1.286 units per year.

Mann-Kendall statistic = -157 critical = -98

Decreasing trend significant at 99% confidence level (α = 0.005 per tail).

Constituent: Boron Analysis Run 10/22/2024 2:17 PM View: Appendix III - Trend Tests
Plant Hammond Client: Southern Company Data: Hammond AP-2

Sanitas™ v.10.0.20 Software licensed to Groundwater Stats Consulting. UG

Sen's Slope Estimator

HGWC-15

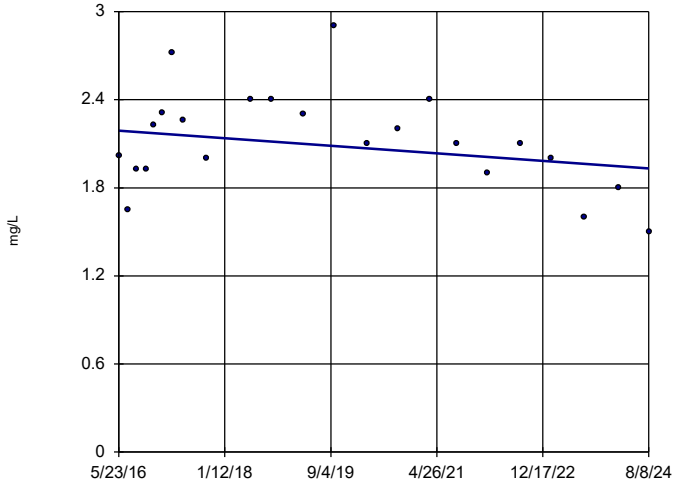

n = 23

Slope = -0.03137 units per year.

Mann-Kendall statistic = -45 critical = -98

Trend not significant at 99% confidence level (α = 0.005 per tail).

Constituent: Boron Analysis Run 10/22/2024 2:17 PM View: Appendix III - Trend Tests
Plant Hammond Client: Southern Company Data: Hammond AP-2

Sanitas™ v.10.0.20 Software licensed to Groundwater Stats Consulting. UG

Sen's Slope Estimator

HGWC-16

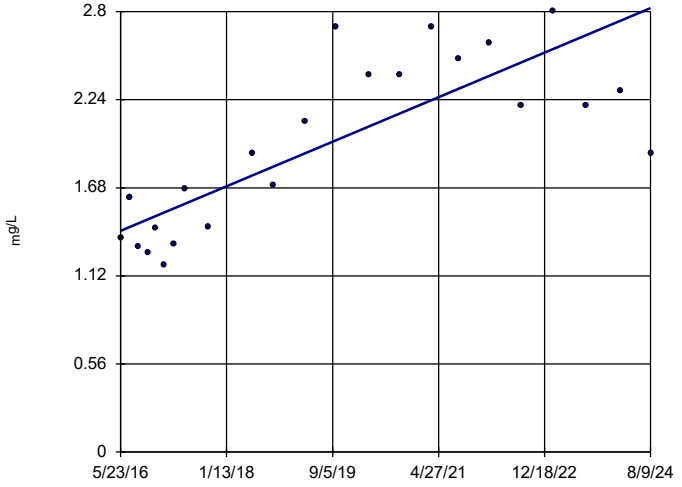

n = 23

Slope = 0.1723 units per year.

Mann-Kendall statistic = 141 critical = 98

Increasing trend significant at 99% confidence level (α = 0.005 per tail).

Constituent: Boron Analysis Run 10/22/2024 2:17 PM View: Appendix III - Trend Tests
Plant Hammond Client: Southern Company Data: Hammond AP-2

Sanitas™ v.10.0.20 Software licensed to Groundwater Stats Consulting. UG

Sen's Slope Estimator

HGWC-17

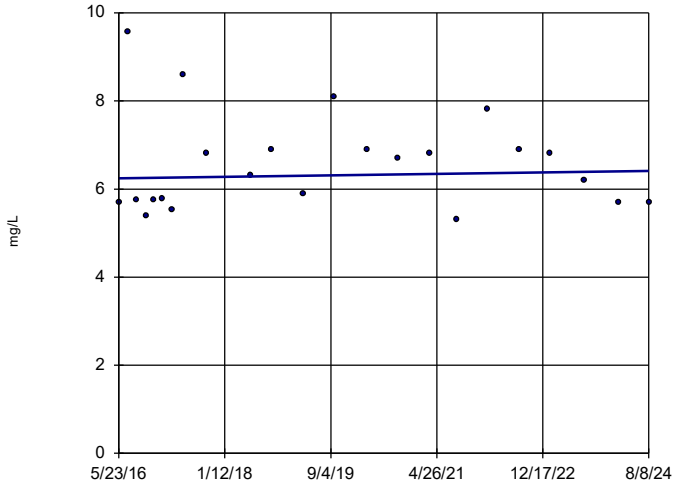

n = 23

Slope = 0.02061 units per year.

Mann-Kendall statistic = 10 critical = 98

Trend not significant at 99% confidence level (α = 0.005 per tail).

Constituent: Boron Analysis Run 10/22/2024 2:17 PM View: Appendix III - Trend Tests

Plant Hammond Client: Southern Company Data: Hammond AP-2

Sanitas™ v.10.0.20 Software licensed to Groundwater Stats Consulting. UG

Sen's Slope Estimator

HGWC-18

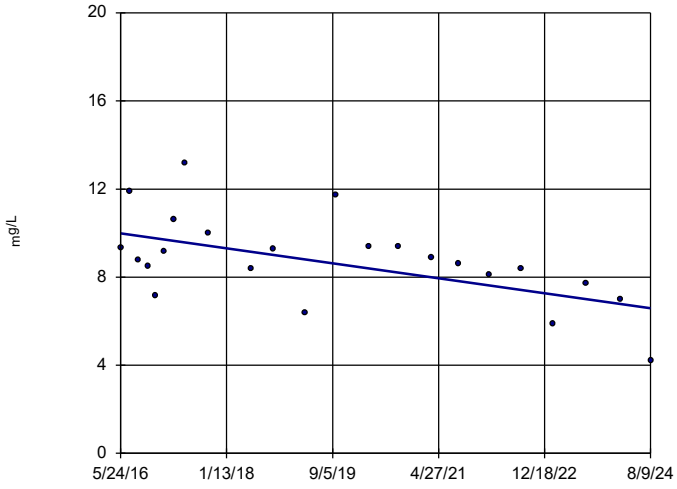

n = 23

Slope = -0.4144 units per year.

Mann-Kendall statistic = -107 critical = -98

Decreasing trend significant at 99% confidence level (α = 0.005 per tail).

Constituent: Boron Analysis Run 10/22/2024 2:17 PM View: Appendix III - Trend Tests

Plant Hammond Client: Southern Company Data: Hammond AP-2

Sanitas™ v.10.0.20 Software licensed to Groundwater Stats Consulting. UG

Sen's Slope Estimator

HGWA-1 (bg)

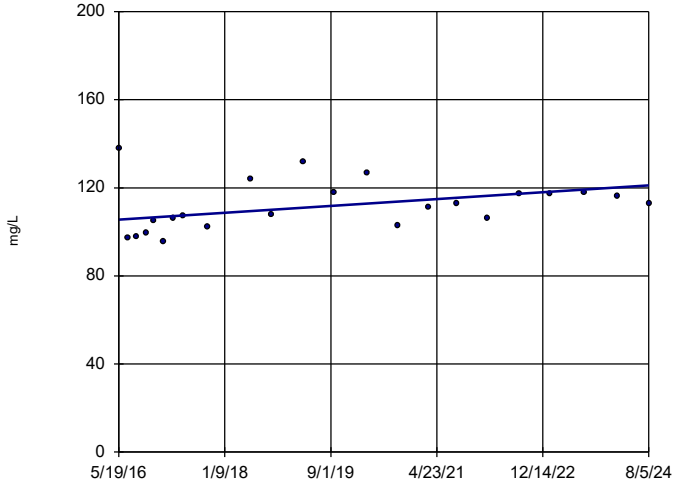

n = 23

Slope = 1.881 units per year.

Mann-Kendall statistic = 83 critical = 98

Trend not significant at 99% confidence level (α = 0.005 per tail).

Constituent: Calcium Analysis Run 10/22/2024 2:17 PM View: Appendix III - Trend Tests

Plant Hammond Client: Southern Company Data: Hammond AP-2

Sanitas™ v.10.0.20 Software licensed to Groundwater Stats Consulting. UG

Sen's Slope Estimator

HGWA-2 (bg)

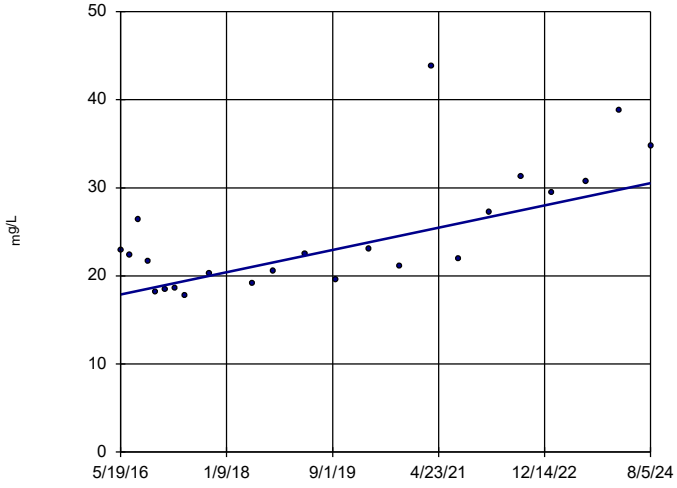

n = 23

Slope = 1.536 units per year.

Mann-Kendall statistic = 119 critical = 98

Increasing trend significant at 99% confidence level (α = 0.005 per tail).

Constituent: Calcium Analysis Run 10/22/2024 2:17 PM View: Appendix III - Trend Tests

Plant Hammond Client: Southern Company Data: Hammond AP-2

Sanitas™ v.10.0.20 Software licensed to Groundwater Stats Consulting. UG

Sen's Slope Estimator

HGWA-3 (bg)

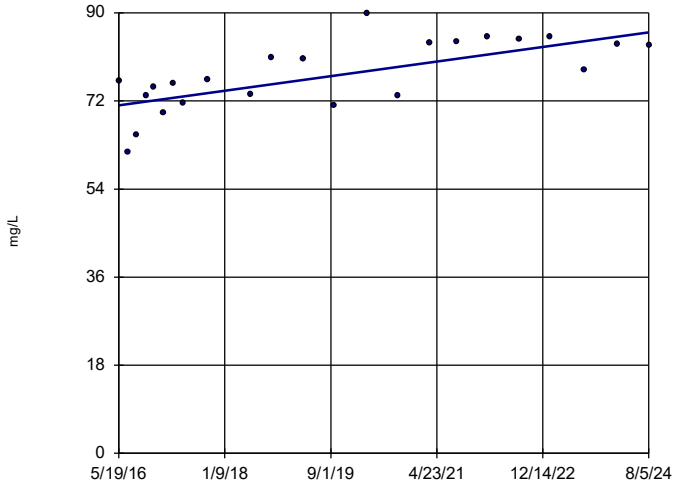

n = 23

Slope = 1.818 units per year.

Mann-Kendall statistic = 127 critical = 98

Increasing trend significant at 99% confidence level (α = 0.005 per tail).

Constituent: Calcium Analysis Run 10/22/2024 2:17 PM View: Appendix III - Trend Tests

Plant Hammond Client: Southern Company Data: Hammond AP-2

Sanitas™ v.10.0.20 Software licensed to Groundwater Stats Consulting. UG

Sen's Slope Estimator

HGWA-4 (bg)

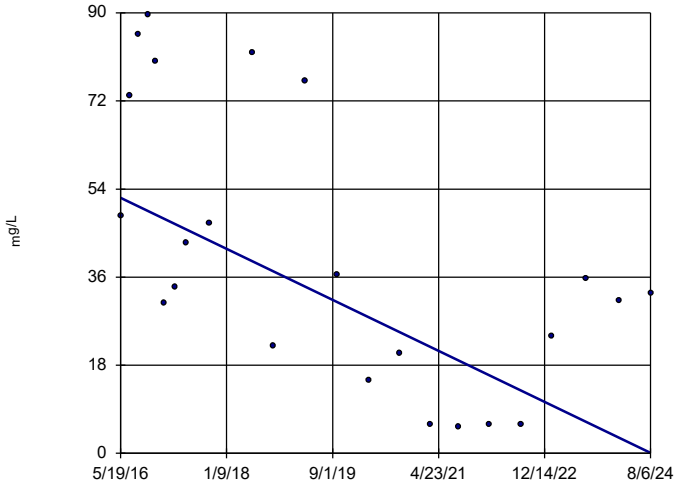

n = 23

Slope = -6.332 units per year.

Mann-Kendall statistic = -108 critical = -98

Decreasing trend significant at 99% confidence level (α = 0.005 per tail).

Constituent: Calcium Analysis Run 10/22/2024 2:17 PM View: Appendix III - Trend Tests

Plant Hammond Client: Southern Company Data: Hammond AP-2

Sanitas™ v.10.0.20 Software licensed to Groundwater Stats Consulting. UG

Sen's Slope Estimator

HGWA-42D (bg)

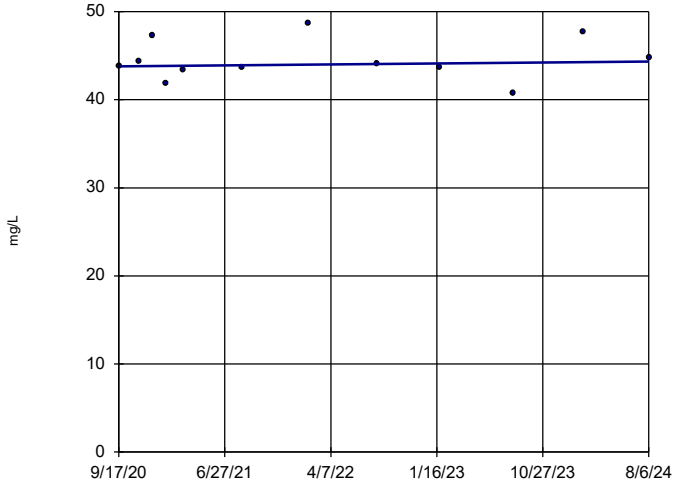

n = 12

Slope = 0.1424 units per year.

Mann-Kendall statistic = 6 critical = 38

Trend not significant at 99% confidence level (α = 0.005 per tail).

Constituent: Calcium Analysis Run 10/22/2024 2:17 PM View: Appendix III - Trend Tests

Plant Hammond Client: Southern Company Data: Hammond AP-2

Sanitas™ v.10.0.20 Software licensed to Groundwater Stats Consulting. UG

Sen's Slope Estimator

HGWA-43D (bg)

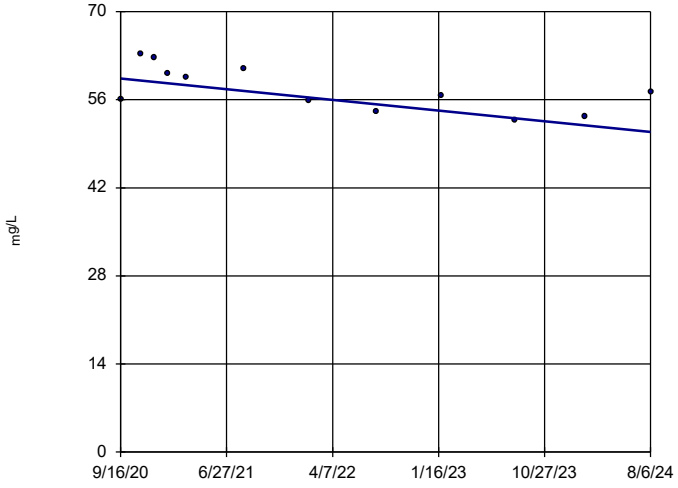

n = 12

Slope = -2.184 units per year.

Mann-Kendall statistic = -32 critical = -38

Trend not significant at 99% confidence level (α = 0.005 per tail).

Constituent: Calcium Analysis Run 10/22/2024 2:17 PM View: Appendix III - Trend Tests

Plant Hammond Client: Southern Company Data: Hammond AP-2

Sanitas™ v.10.0.20 Software licensed to Groundwater Stats Consulting. UG

Sen's Slope Estimator

HGWA-44D (bg)

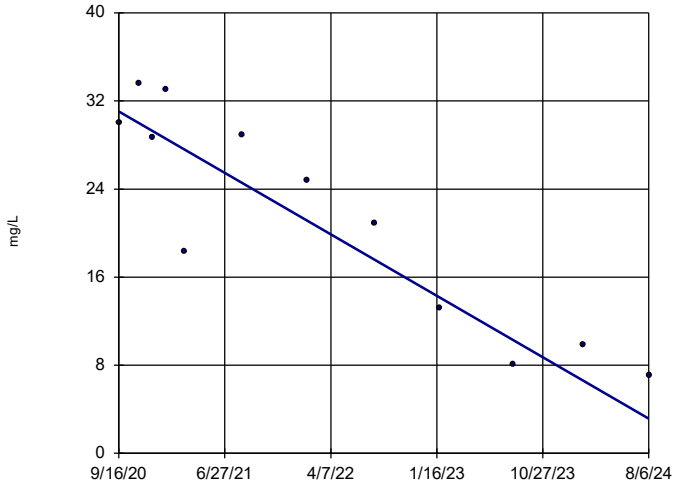

n = 12

Slope = -7.17 units per year.

Mann-Kendall statistic = -50 critical = -38

Decreasing trend significant at 99% confidence level (α = 0.005 per tail).

Constituent: Calcium Analysis Run 10/22/2024 2:17 PM View: Appendix III - Trend Tests

Plant Hammond Client: Southern Company Data: Hammond AP-2

Sanitas™ v.10.0.20 Software licensed to Groundwater Stats Consulting. UG

Sen's Slope Estimator

HGWA-5 (bg)

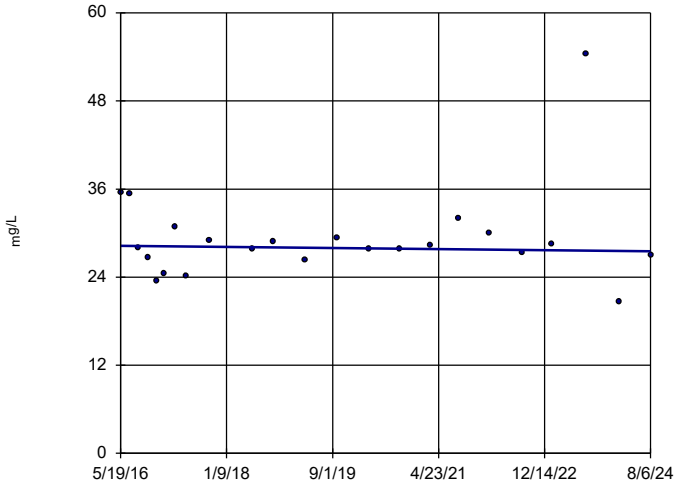

n = 23

Slope = -0.09252 units per year.

Mann-Kendall statistic = -6 critical = -98

Trend not significant at 99% confidence level (α = 0.005 per tail).

Constituent: Calcium Analysis Run 10/22/2024 2:17 PM View: Appendix III - Trend Tests

Plant Hammond Client: Southern Company Data: Hammond AP-2

Sanitas™ v.10.0.20 Software licensed to Groundwater Stats Consulting. UG

Sen's Slope Estimator

HGWA-6 (bg)

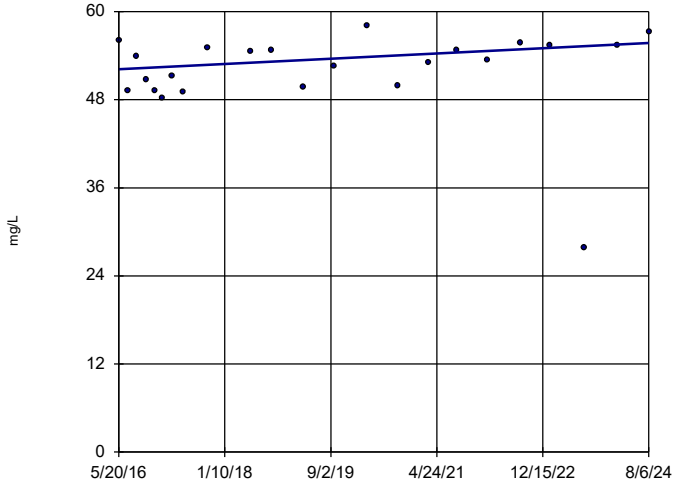

n = 23

Slope = 0.4372 units per year.

Mann-Kendall statistic = 67 critical = 98

Trend not significant at 99% confidence level (α = 0.005 per tail).

Constituent: Calcium Analysis Run 10/22/2024 2:17 PM View: Appendix III - Trend Tests

Plant Hammond Client: Southern Company Data: Hammond AP-2

Sanitas™ v.10.0.20 Software licensed to Groundwater Stats Consulting. UG

Sen's Slope Estimator

HGWC-14

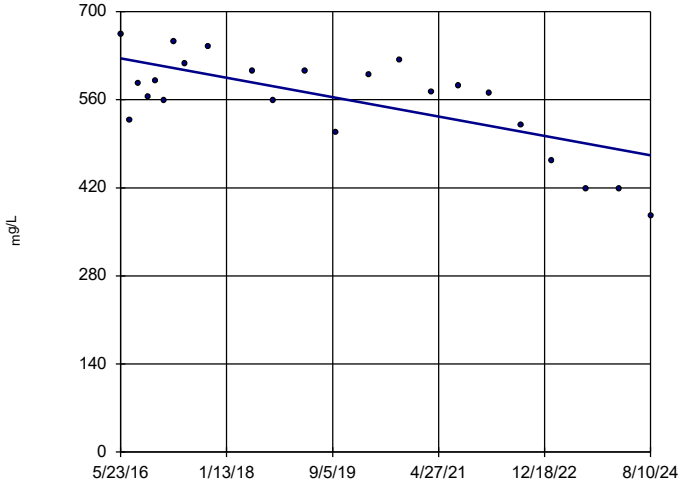

n = 23

Slope = -18.78 units per year.

Mann-Kendall statistic = -112 critical = -98

Decreasing trend significant at 99% confidence level (α = 0.005 per tail).

Constituent: Calcium Analysis Run 10/22/2024 2:17 PM View: Appendix III - Trend Tests

Plant Hammond Client: Southern Company Data: Hammond AP-2

Sanitas™ v.10.0.20 Software licensed to Groundwater Stats Consulting. UG

Sen's Slope Estimator

HGWC-15

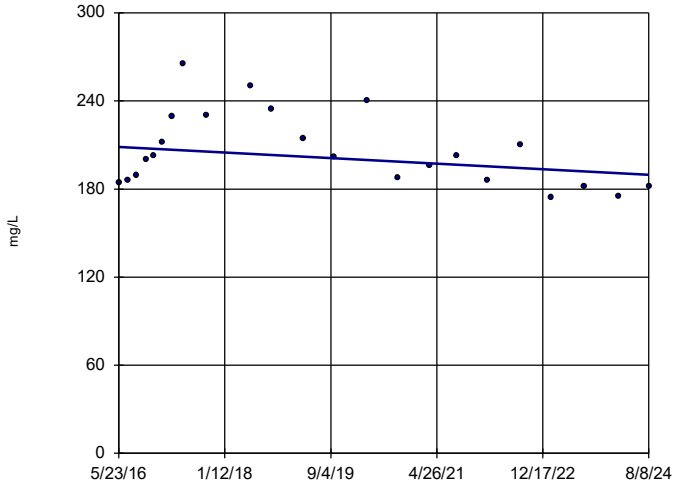

n = 23

Slope = -2.309 units per year.

Mann-Kendall statistic = -50 critical = -98

Trend not significant at 99% confidence level (α = 0.005 per tail).

Constituent: Calcium Analysis Run 10/22/2024 2:17 PM View: Appendix III - Trend Tests

Plant Hammond Client: Southern Company Data: Hammond AP-2

Sanitas™ v.10.0.20 Software licensed to Groundwater Stats Consulting. UG

Sen's Slope Estimator

HGWC-16

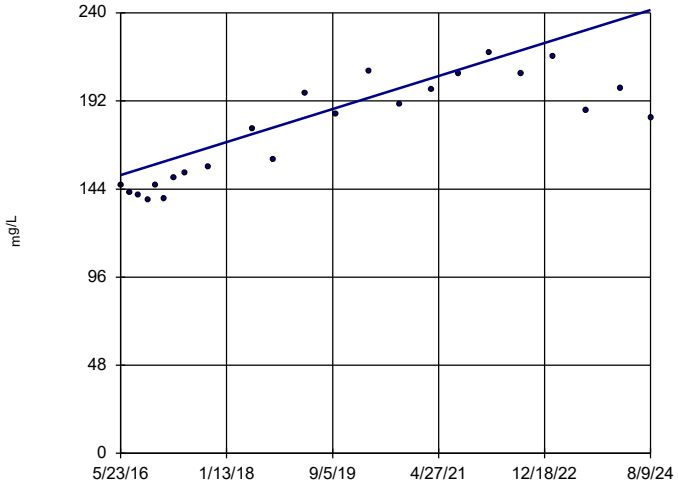

n = 23

Slope = 10.95 units per year.

Mann-Kendall statistic = 165 critical = 98

Increasing trend significant at 99% confidence level (α = 0.005 per tail).

Constituent: Calcium Analysis Run 10/22/2024 2:17 PM View: Appendix III - Trend Tests

Plant Hammond Client: Southern Company Data: Hammond AP-2

Sanitas™ v.10.0.20 Software licensed to Groundwater Stats Consulting. UG

Sen's Slope Estimator

HGWC-17

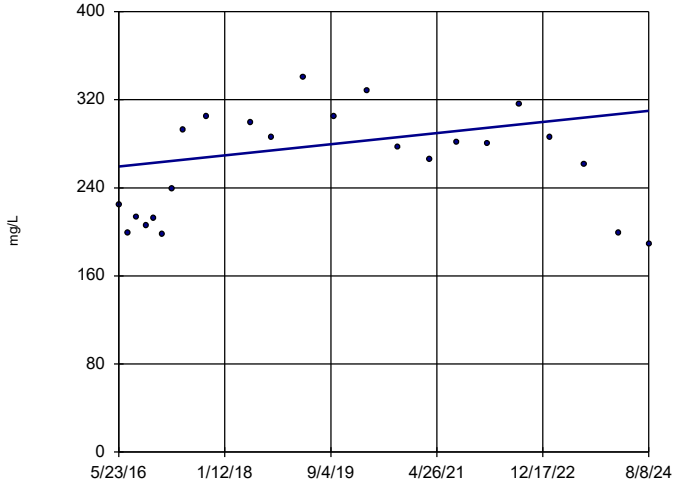

n = 23

Slope = 6.152 units per year.

Mann-Kendall statistic = 30 critical = 98

Trend not significant at 99% confidence level (α = 0.005 per tail).

Constituent: Calcium Analysis Run 10/22/2024 2:17 PM View: Appendix III - Trend Tests

Plant Hammond Client: Southern Company Data: Hammond AP-2

Sanitas™ v.10.0.20 Software licensed to Groundwater Stats Consulting. UG

Sen's Slope Estimator

HGWC-18

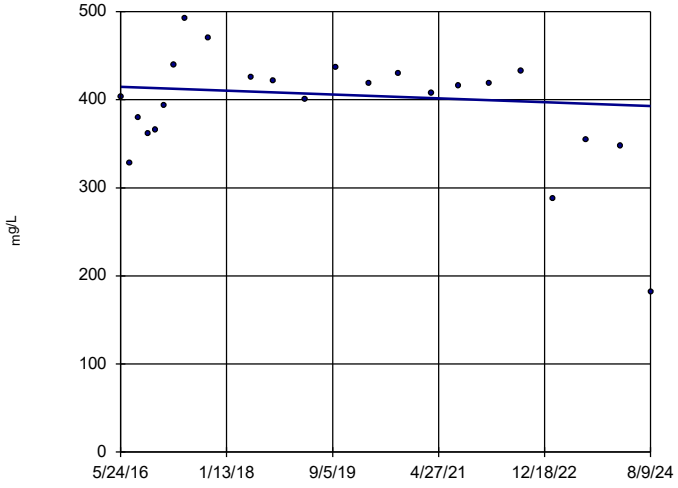

n = 23

Slope = -2.639 units per year.

Mann-Kendall statistic = -26 critical = -98

Trend not significant at 99% confidence level (α = 0.005 per tail).

Constituent: Calcium Analysis Run 10/22/2024 2:17 PM View: Appendix III - Trend Tests

Plant Hammond Client: Southern Company Data: Hammond AP-2

Sanitas™ v.10.0.20 Software licensed to Groundwater Stats Consulting. UG

Sen's Slope Estimator

HGWA-1 (bg)

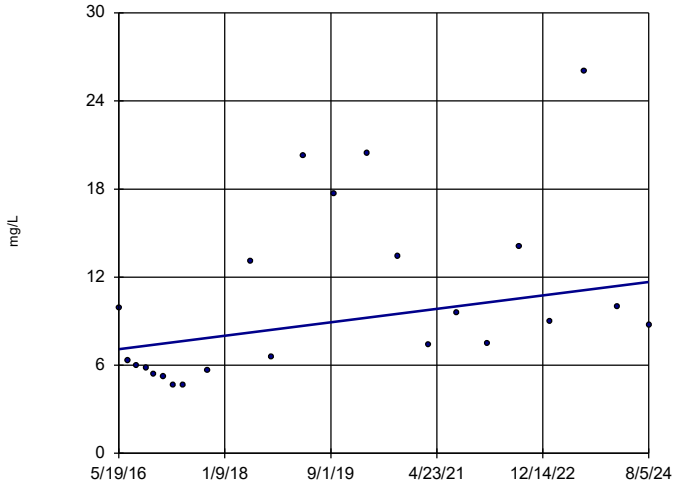

n = 23

Slope = 0.5558 units per year.

Mann-Kendall statistic = 82 critical = 98

Trend not significant at 99% confidence level (α = 0.005 per tail).

Constituent: Chloride Analysis Run 10/22/2024 2:17 PM View: Appendix III - Trend Tests

Plant Hammond Client: Southern Company Data: Hammond AP-2

Sanitas™ v.10.0.20 Software licensed to Groundwater Stats Consulting. UG

Sen's Slope Estimator

HGWA-2 (bg)

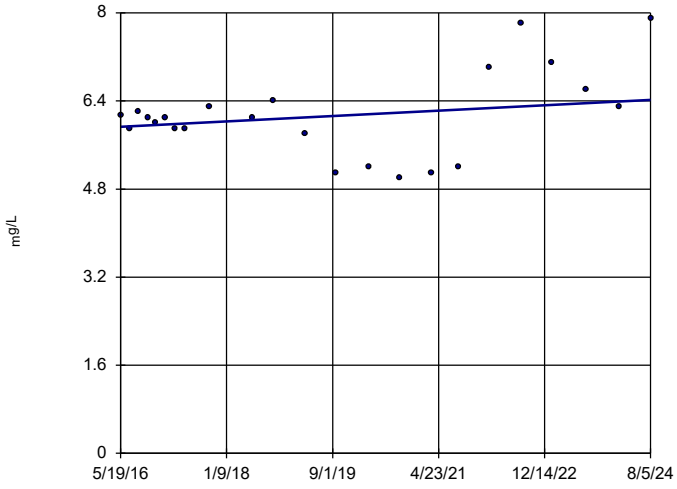

n = 23

Slope = 0.0594 units per year.

Mann-Kendall statistic = 36 critical = 98

Trend not significant at 99% confidence level (α = 0.005 per tail).

Constituent: Chloride Analysis Run 10/22/2024 2:17 PM View: Appendix III - Trend Tests

Plant Hammond Client: Southern Company Data: Hammond AP-2

Sanitas™ v.10.0.20 Software licensed to Groundwater Stats Consulting. UG

Sen's Slope Estimator

HGWA-3 (bg)

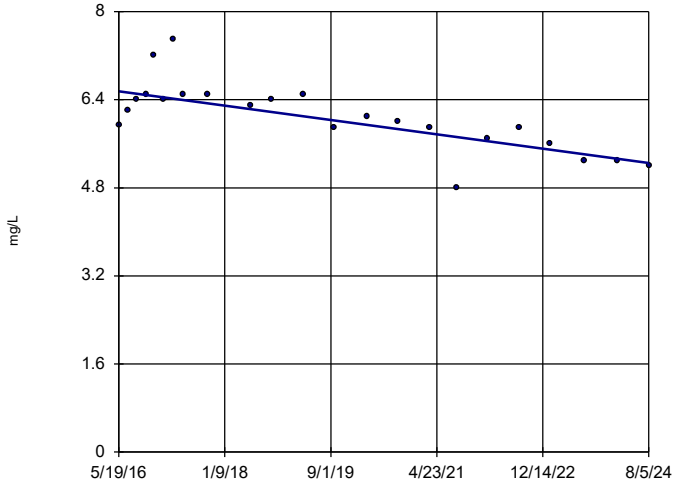

n = 23

Slope = -0.1584 units per year.

Mann-Kendall statistic = -144 critical = -98

Decreasing trend significant at 99% confidence level (α = 0.005 per tail).

Constituent: Chloride Analysis Run 10/22/2024 2:17 PM View: Appendix III - Trend Tests

Plant Hammond Client: Southern Company Data: Hammond AP-2

Sanitas™ v.10.0.20 Software licensed to Groundwater Stats Consulting. UG

Sen's Slope Estimator

HGWA-4 (bg)

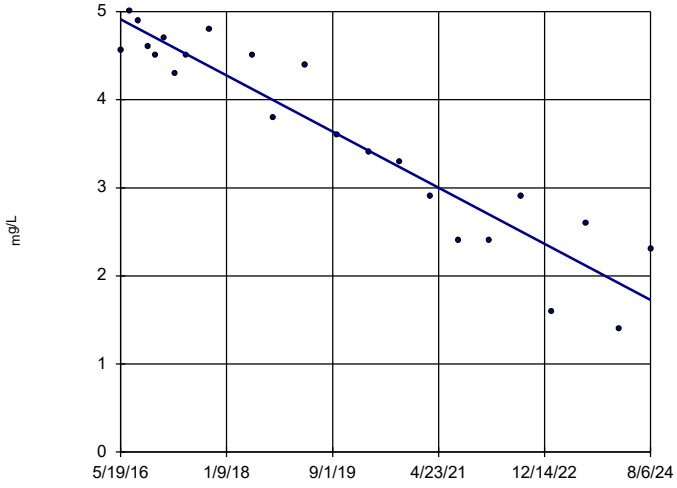

n = 23

Slope = -0.3871 units per year.

Mann-Kendall statistic = -202 critical = -98

Decreasing trend significant at 99% confidence level (α = 0.005 per tail).

Constituent: Chloride Analysis Run 10/22/2024 2:17 PM View: Appendix III - Trend Tests

Plant Hammond Client: Southern Company Data: Hammond AP-2

Sanitas™ v.10.0.20 Software licensed to Groundwater Stats Consulting. UG

Sen's Slope Estimator

HGWA-42D (bg)

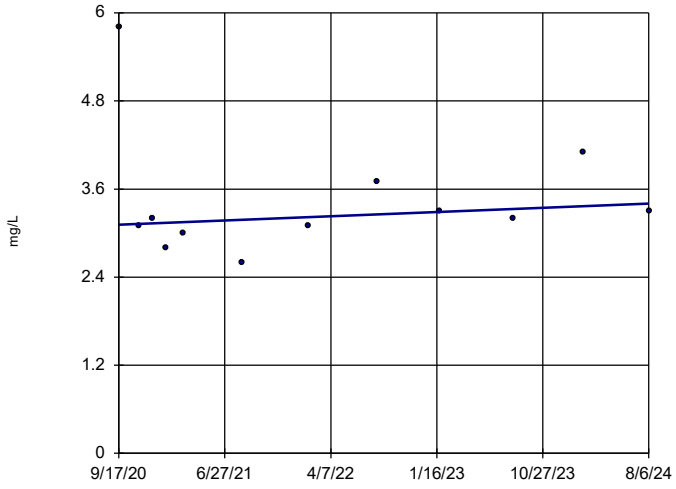

n = 12

Slope = 0.07343 units per year.

Mann-Kendall statistic = 13 critical = 38

Trend not significant at 99% confidence level (α = 0.005 per tail).

Constituent: Chloride Analysis Run 10/22/2024 2:17 PM View: Appendix III - Trend Tests

Plant Hammond Client: Southern Company Data: Hammond AP-2

Sanitas™ v.10.0.20 Software licensed to Groundwater Stats Consulting. UG

Sen's Slope Estimator

HGWA-43D (bg)

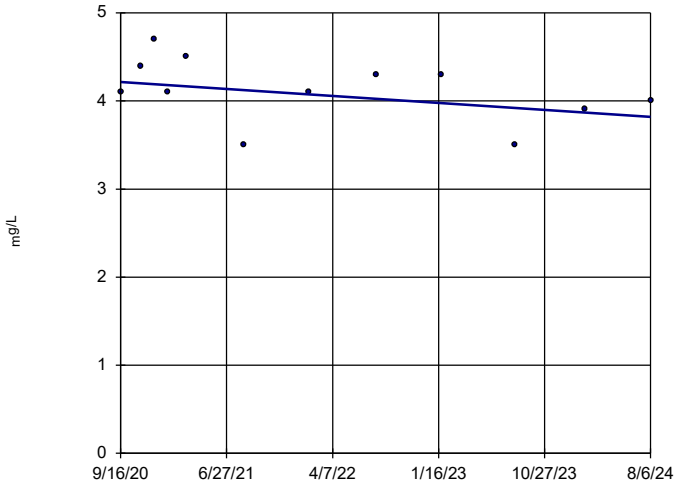

n = 12

Slope = -0.1026 units per year.

Mann-Kendall statistic = -21 critical = -38

Trend not significant at 99% confidence level (α = 0.005 per tail).

Constituent: Chloride Analysis Run 10/22/2024 2:17 PM View: Appendix III - Trend Tests

Plant Hammond Client: Southern Company Data: Hammond AP-2

Sanitas™ v.10.0.20 Software licensed to Groundwater Stats Consulting. UG

Sen's Slope Estimator

HGWA-44D (bg)

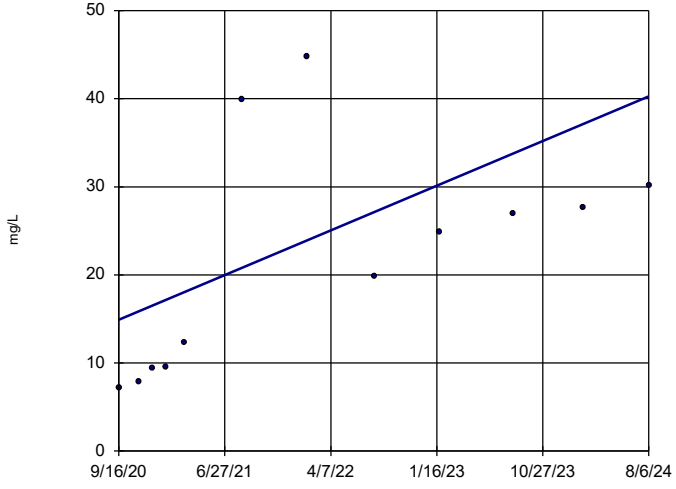

n = 12

Slope = 6.515 units per year.

Mann-Kendall statistic = 46 critical = 38

Increasing trend significant at 99% confidence level (α = 0.005 per tail).

Constituent: Chloride Analysis Run 10/22/2024 2:18 PM View: Appendix III - Trend Tests

Plant Hammond Client: Southern Company Data: Hammond AP-2

Sanitas™ v.10.0.20 Software licensed to Groundwater Stats Consulting. UG

Sen's Slope Estimator

HGWA-5 (bg)

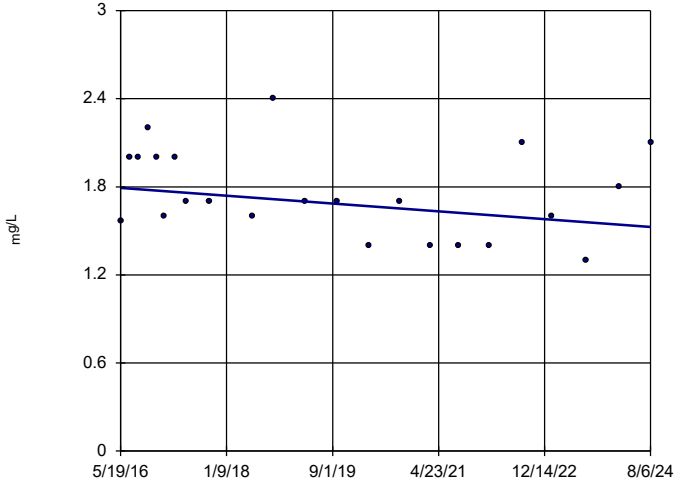

n = 23

Slope = -0.03247 units per year.

Mann-Kendall statistic = -51 critical = -98

Trend not significant at 99% confidence level (α = 0.005 per tail).

Constituent: Chloride Analysis Run 10/22/2024 2:18 PM View: Appendix III - Trend Tests

Plant Hammond Client: Southern Company Data: Hammond AP-2

Sanitas™ v.10.0.20 Software licensed to Groundwater Stats Consulting. UG

Sen's Slope Estimator

HGWA-6 (bg)

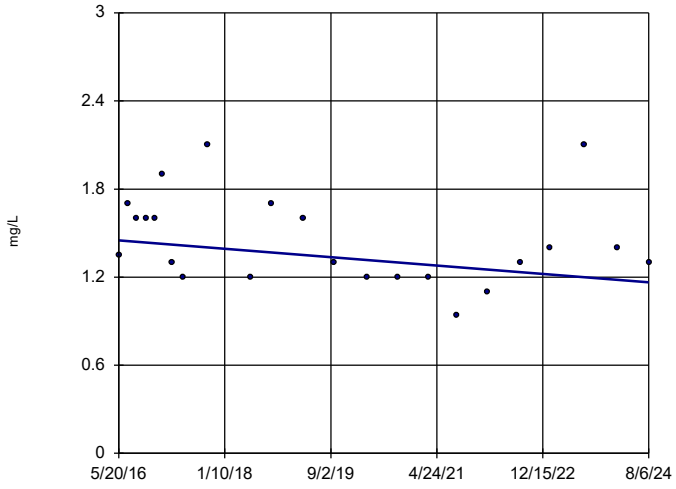

n = 23

Slope = -0.03467 units per year.

Mann-Kendall statistic = -56 critical = -98

Trend not significant at 99% confidence level (α = 0.005 per tail).

Constituent: Chloride Analysis Run 10/22/2024 2:18 PM View: Appendix III - Trend Tests

Plant Hammond Client: Southern Company Data: Hammond AP-2

Sanitas™ v.10.0.20 Software licensed to Groundwater Stats Consulting. UG

Sen's Slope Estimator

HGWC-14

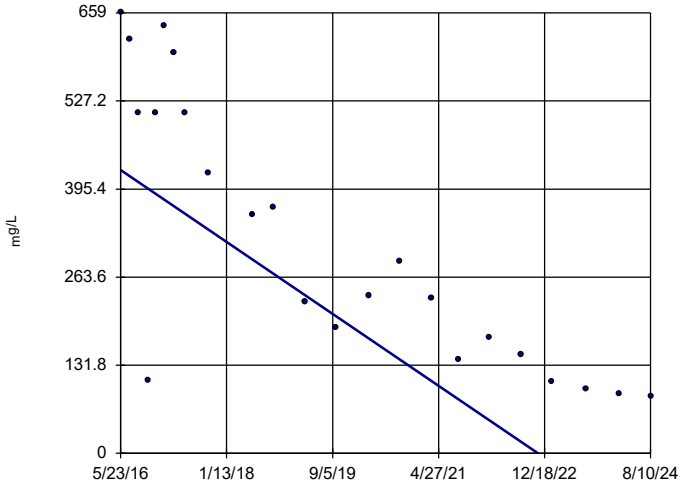

n = 23

Slope = -65.46 units per year.

Mann-Kendall statistic = -190 critical = -98

Decreasing trend significant at 99% confidence level (α = 0.005 per tail).

Constituent: Chloride Analysis Run 10/22/2024 2:18 PM View: Appendix III - Trend Tests

Plant Hammond Client: Southern Company Data: Hammond AP-2

Sanitas™ v.10.0.20 Software licensed to Groundwater Stats Consulting. UG

Sen's Slope Estimator

HGWC-15

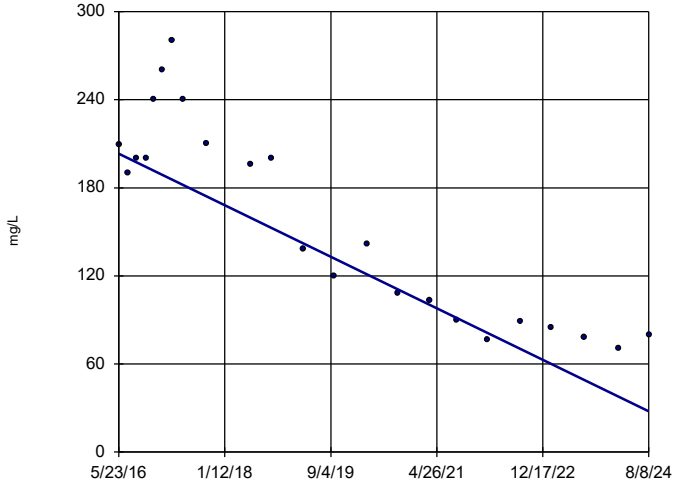

n = 23

Slope = -21.33 units per year.

Mann-Kendall statistic = -177 critical = -98

Decreasing trend significant at 99% confidence level (α = 0.005 per tail).

Constituent: Chloride Analysis Run 10/22/2024 2:18 PM View: Appendix III - Trend Tests

Plant Hammond Client: Southern Company Data: Hammond AP-2

Sanitas™ v.10.0.20 Software licensed to Groundwater Stats Consulting. UG

Sen's Slope Estimator

HGWC-16

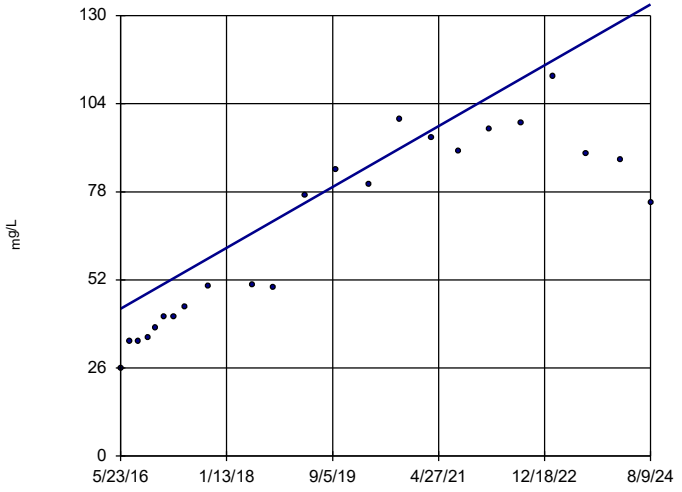

n = 23

Slope = 10.92 units per year.

Mann-Kendall statistic = 187 critical = 98

Increasing trend significant at 99% confidence level (α = 0.005 per tail).

Constituent: Chloride Analysis Run 10/22/2024 2:18 PM View: Appendix III - Trend Tests

Plant Hammond Client: Southern Company Data: Hammond AP-2

Sanitas™ v.10.0.20 Software licensed to Groundwater Stats Consulting. UG

Sen's Slope Estimator

HGWC-17

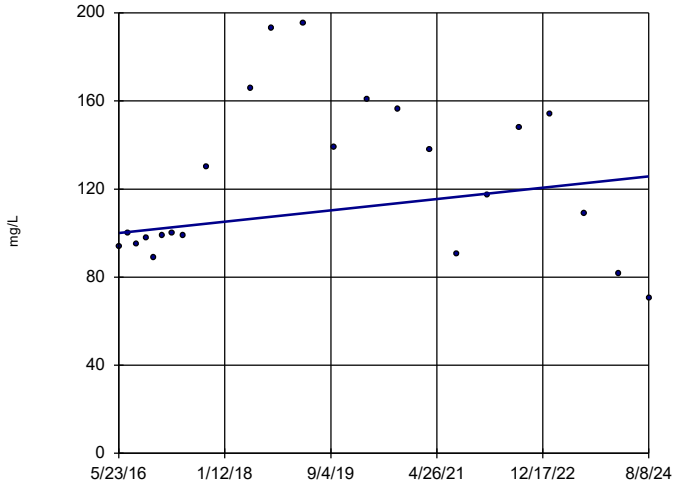

n = 23

Slope = 3.129 units per year.

Mann-Kendall statistic = 27 critical = 98

Trend not significant at 99% confidence level (α = 0.005 per tail).

Constituent: Chloride Analysis Run 10/22/2024 2:18 PM View: Appendix III - Trend Tests

Plant Hammond Client: Southern Company Data: Hammond AP-2

Sanitas™ v.10.0.20 Software licensed to Groundwater Stats Consulting. UG

Sen's Slope Estimator

HGWC-18

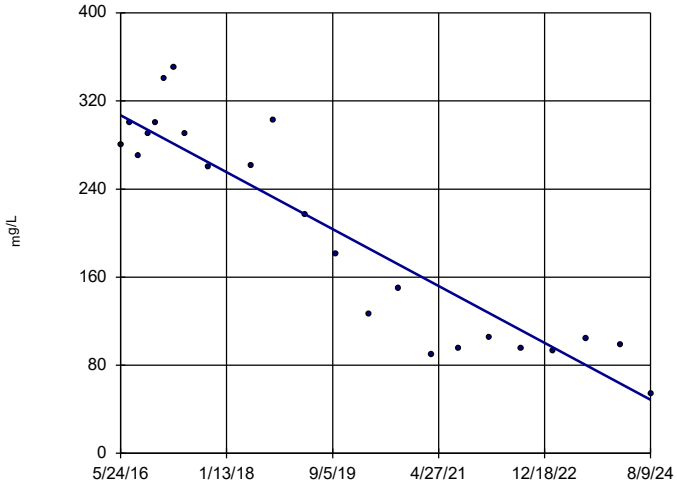

n = 23

Slope = -31.45 units per year.

Mann-Kendall statistic = -167 critical = -98

Decreasing trend significant at 99% confidence level (α = 0.005 per tail).

Constituent: Chloride Analysis Run 10/22/2024 2:18 PM View: Appendix III - Trend Tests

Plant Hammond Client: Southern Company Data: Hammond AP-2

Sanitas™ v.10.0.20 Software licensed to Groundwater Stats Consulting. UG

Sen's Slope Estimator

HGWA-1 (bg)

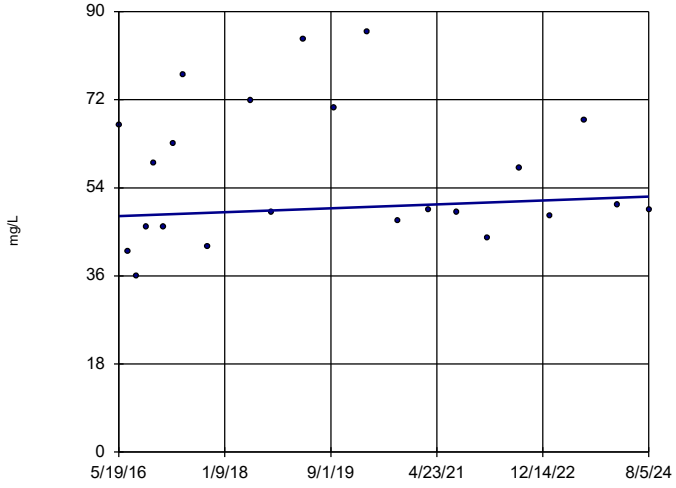

n = 23

Slope = 0.4852 units per year.

Mann-Kendall statistic = 30 critical = 98

Trend not significant at 99% confidence level (α = 0.005 per tail).

Constituent: Sulfate Analysis Run 10/22/2024 2:18 PM View: Appendix III - Trend Tests

Plant Hammond Client: Southern Company Data: Hammond AP-2

Sanitas™ v.10.0.20 Software licensed to Groundwater Stats Consulting. UG

Sen's Slope Estimator

HGWA-2 (bg)

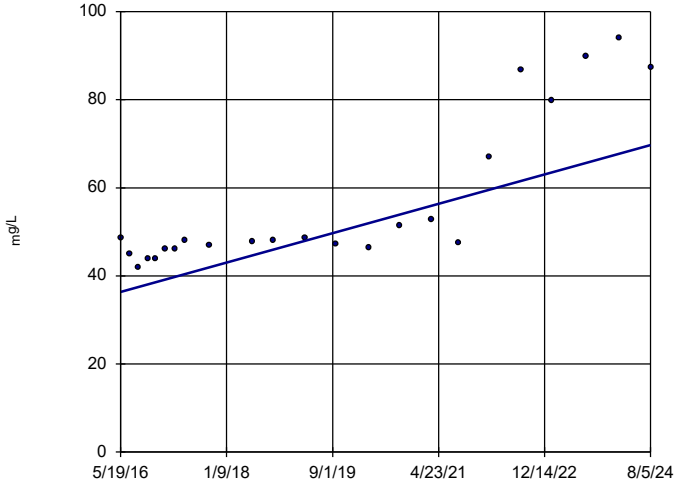

n = 23

Slope = 4.063 units per year.

Mann-Kendall statistic = 177 critical = 98

Increasing trend significant at 99% confidence level (α = 0.005 per tail).

Constituent: Sulfate Analysis Run 10/22/2024 2:18 PM View: Appendix III - Trend Tests

Plant Hammond Client: Southern Company Data: Hammond AP-2

Sanitas™ v.10.0.20 Software licensed to Groundwater Stats Consulting. UG

Sen's Slope Estimator

HGWA-3 (bg)

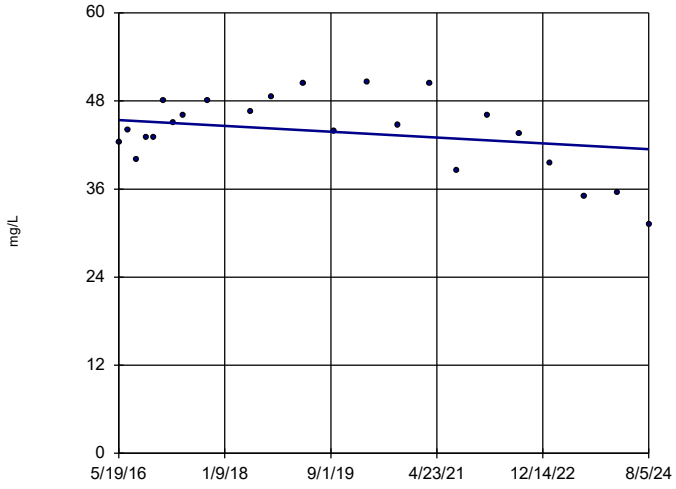

n = 23

Slope = -0.4808 units per year.

Mann-Kendall statistic = -33 critical = -98

Trend not significant at 99% confidence level (α = 0.005 per tail).

Constituent: Sulfate Analysis Run 10/22/2024 2:18 PM View: Appendix III - Trend Tests

Plant Hammond Client: Southern Company Data: Hammond AP-2

Sanitas™ v.10.0.20 Software licensed to Groundwater Stats Consulting. UG

Hollow symbols indicate censored values.

Sen's Slope Estimator

HGWA-4 (bg)

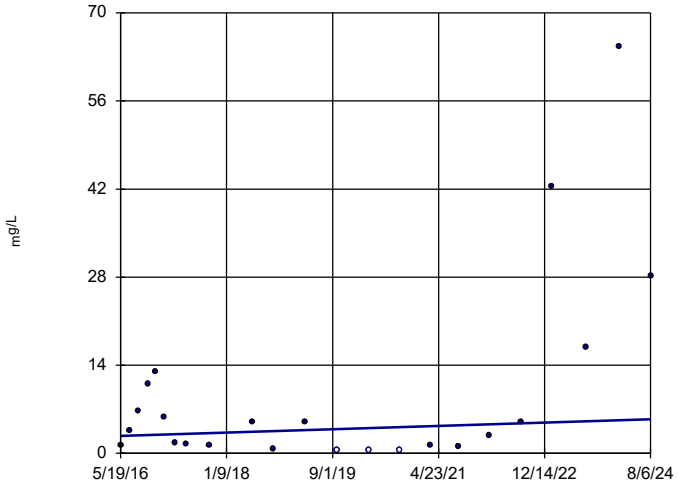

n = 23

Slope = 0.3183 units per year.

Mann-Kendall statistic = 23 critical = 98

Trend not significant at 99% confidence level (α = 0.005 per tail).

Constituent: Sulfate Analysis Run 10/22/2024 2:18 PM View: Appendix III - Trend Tests

Plant Hammond Client: Southern Company Data: Hammond AP-2

Sanitas™ v.10.0.20 Software licensed to Groundwater Stats Consulting. UG

Sen's Slope Estimator

HGWA-42D (bg)

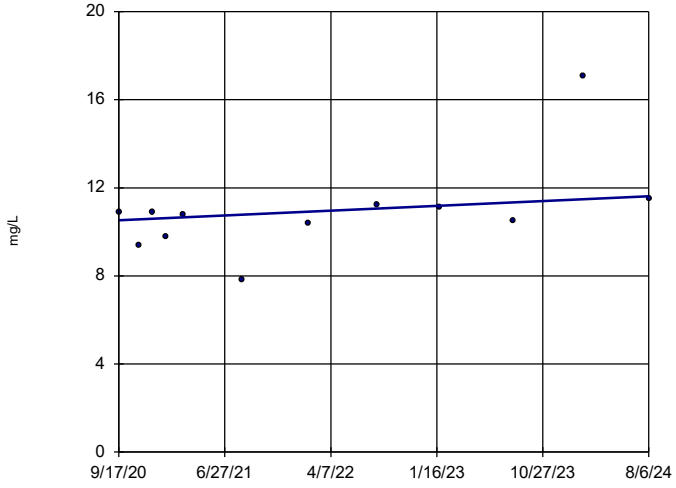

n = 12

Slope = 0.2786 units per year.

Mann-Kendall statistic = 25 critical = 38

Trend not significant at 99% confidence level (α = 0.005 per tail).

Constituent: Sulfate Analysis Run 10/22/2024 2:18 PM View: Appendix III - Trend Tests

Plant Hammond Client: Southern Company Data: Hammond AP-2

Sanitas™ v.10.0.20 Software licensed to Groundwater Stats Consulting. UG

Sen's Slope Estimator

HGWA-43D (bg)

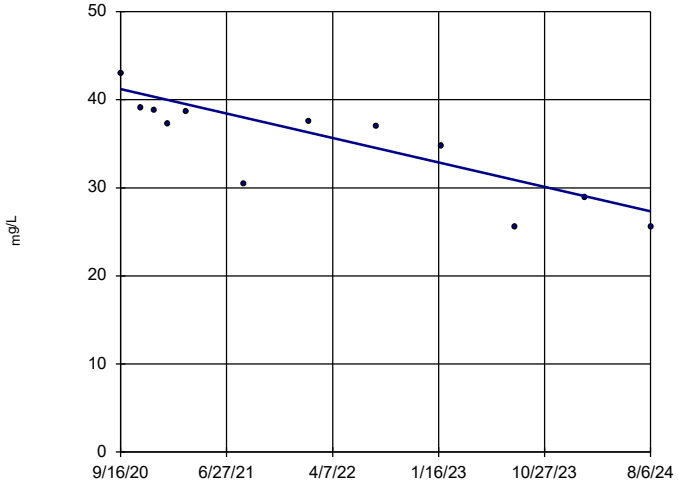

n = 12

Slope = -3.566 units per year.

Mann-Kendall statistic = -54 critical = -38

Decreasing trend significant at 99% confidence level (α = 0.005 per tail).

Constituent: Sulfate Analysis Run 10/22/2024 2:18 PM View: Appendix III - Trend Tests

Plant Hammond Client: Southern Company Data: Hammond AP-2

Sanitas™ v.10.0.20 Software licensed to Groundwater Stats Consulting. UG
Hollow symbols indicate censored values.

Sen's Slope Estimator

HGWA-44D (bg)

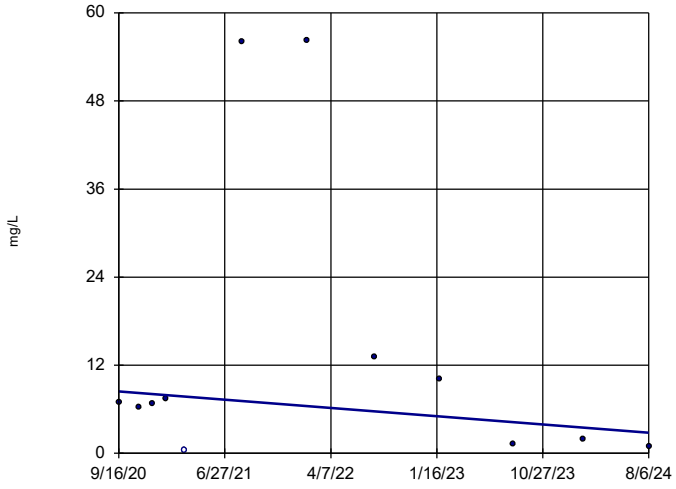

n = 12

Slope = -1.446 units per year.

Mann-Kendall statistic = -8 critical = -38

Trend not significant at 99% confidence level (α = 0.005 per tail).

Constituent: Sulfate Analysis Run 10/22/2024 2:18 PM View: Appendix III - Trend Tests
Plant Hammond Client: Southern Company Data: Hammond AP-2

Sanitas™ v.10.0.20 Software licensed to Groundwater Stats Consulting. UG

Sen's Slope Estimator

HGWA-5 (bg)

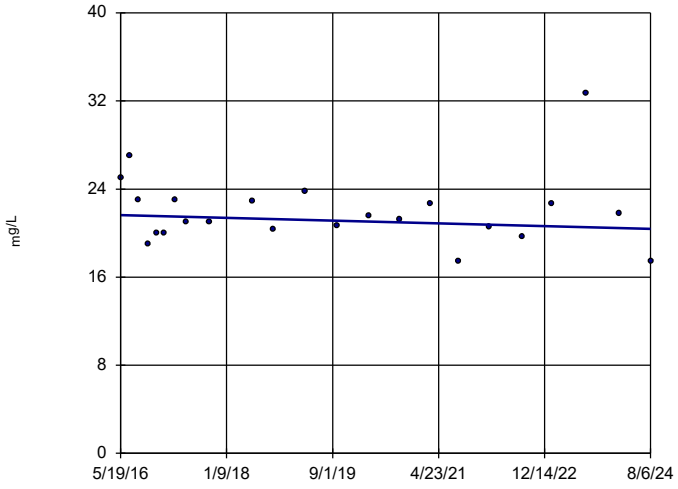

n = 23

Slope = -0.1519 units per year.

Mann-Kendall statistic = -34 critical = -98

Trend not significant at 99% confidence level (α = 0.005 per tail).

Constituent: Sulfate Analysis Run 10/22/2024 2:18 PM View: Appendix III - Trend Tests
Plant Hammond Client: Southern Company Data: Hammond AP-2

Sanitas™ v.10.0.20 Software licensed to Groundwater Stats Consulting. UG

Sen's Slope Estimator

HGWA-6 (bg)

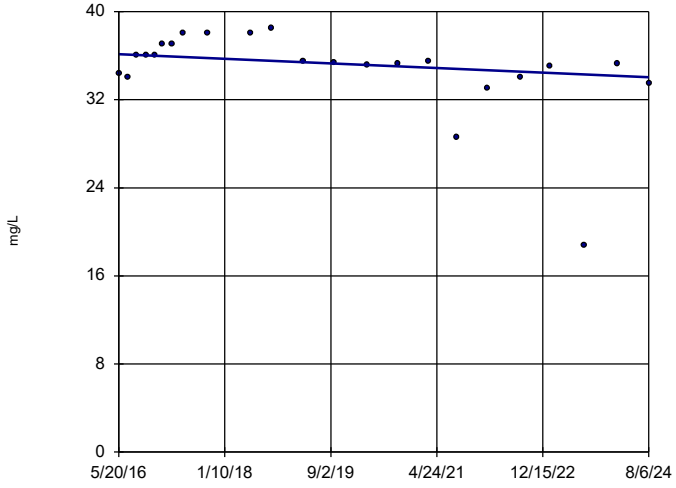

n = 23

Slope = -0.2521 units per year.

Mann-Kendall statistic = -83 critical = -98

Trend not significant at 99% confidence level (α = 0.005 per tail).

Constituent: Sulfate Analysis Run 10/22/2024 2:18 PM View: Appendix III - Trend Tests
Plant Hammond Client: Southern Company Data: Hammond AP-2

Sanitas™ v.10.0.20 Software licensed to Groundwater Stats Consulting. UG

Sen's Slope Estimator

HGWC-14

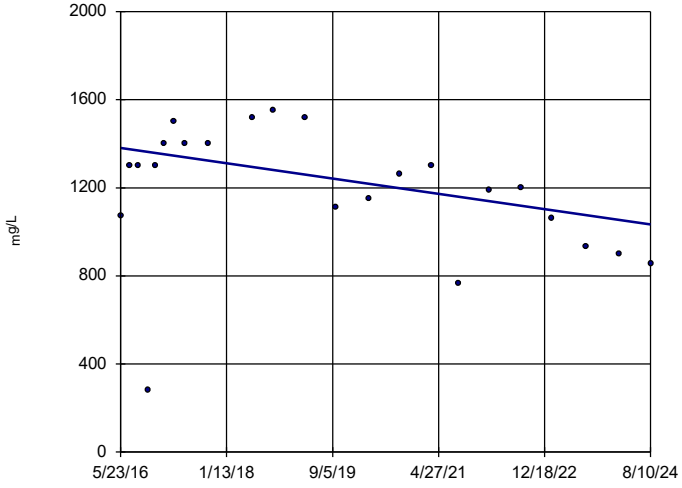

n = 23

Slope = -42.13 units per year.

Mann-Kendall statistic = -69 critical = -98

Trend not significant at 99% confidence level (α = 0.005 per tail).

Constituent: Sulfate Analysis Run 10/22/2024 2:18 PM View: Appendix III - Trend Tests
Plant Hammond Client: Southern Company Data: Hammond AP-2

Sanitas™ v.10.0.20 Software licensed to Groundwater Stats Consulting. UG

Sen's Slope Estimator

HGWC-15

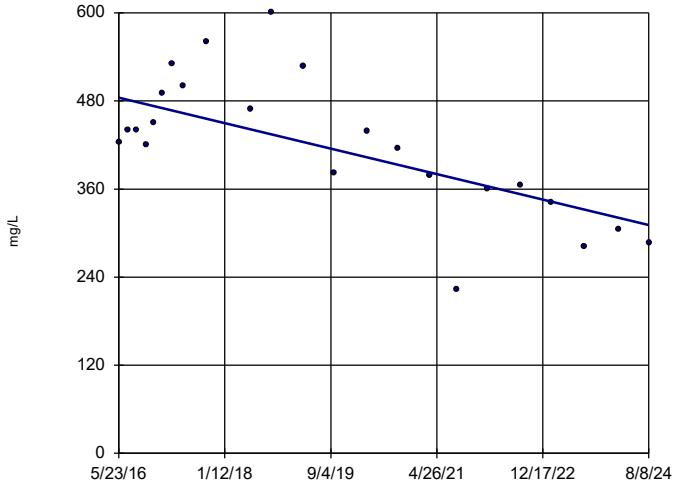

n = 23

Slope = -21.08 units per year.

Mann-Kendall statistic = -118 critical = -98

Decreasing trend significant at 99% confidence level (α = 0.005 per tail).

Constituent: Sulfate Analysis Run 10/22/2024 2:18 PM View: Appendix III - Trend Tests

Plant Hammond Client: Southern Company Data: Hammond AP-2

Sanitas™ v.10.0.20 Software licensed to Groundwater Stats Consulting. UG

Sen's Slope Estimator

HGWC-16

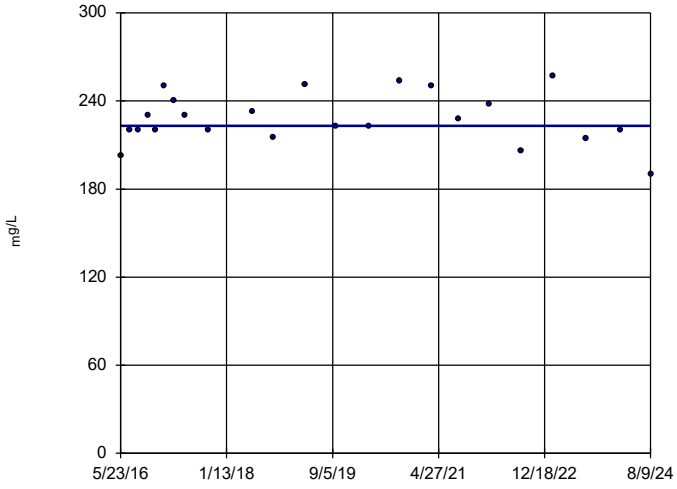

n = 23

Slope = 0 units per year.

Mann-Kendall statistic = 8 critical = 98

Trend not significant at 99% confidence level (α = 0.005 per tail).

Constituent: Sulfate Analysis Run 10/22/2024 2:18 PM View: Appendix III - Trend Tests

Plant Hammond Client: Southern Company Data: Hammond AP-2

Sanitas™ v.10.0.20 Software licensed to Groundwater Stats Consulting. UG

Sen's Slope Estimator

HGWC-17

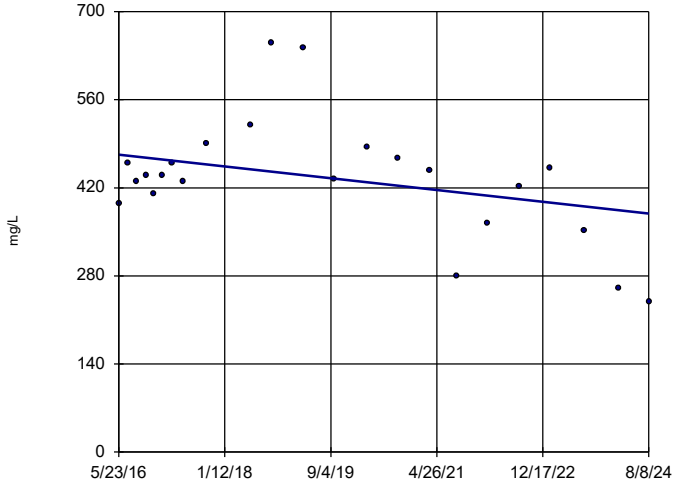

n = 23

Slope = -11.37 units per year.

Mann-Kendall statistic = -54 critical = -98

Trend not significant at 99% confidence level (α = 0.005 per tail).

Constituent: Sulfate Analysis Run 10/22/2024 2:18 PM View: Appendix III - Trend Tests

Plant Hammond Client: Southern Company Data: Hammond AP-2

Sanitas™ v.10.0.20 Software licensed to Groundwater Stats Consulting. UG

Sen's Slope Estimator

HGWC-18

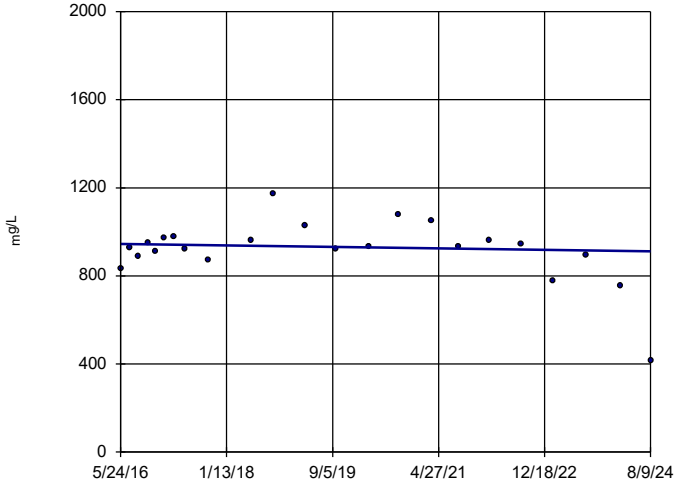

n = 23

Slope = -4.094 units per year.

Mann-Kendall statistic = -19 critical = -98

Trend not significant at 99% confidence level (α = 0.005 per tail).

Constituent: Sulfate Analysis Run 10/22/2024 2:18 PM View: Appendix III - Trend Tests

Plant Hammond Client: Southern Company Data: Hammond AP-2

Sanitas™ v.10.0.20 Software licensed to Groundwater Stats Consulting. UG

Sen's Slope Estimator

HGWA-1 (bg)

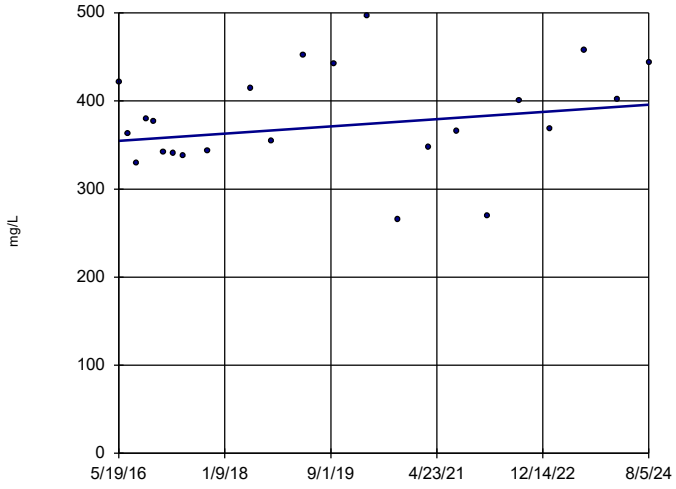

n = 23

Slope = 4.983 units per year.

Mann-Kendall statistic = 51 critical = 98

Trend not significant at 99% confidence level (α = 0.005 per tail).

Constituent: Total Dissolved Solids Analysis Run 10/22/2024 2:18 PM View: Appendix III - Trend Tests

Plant Hammond Client: Southern Company Data: Hammond AP-2

Sanitas™ v.10.0.20 Software licensed to Groundwater Stats Consulting. UG

Sen's Slope Estimator

HGWA-2 (bg)

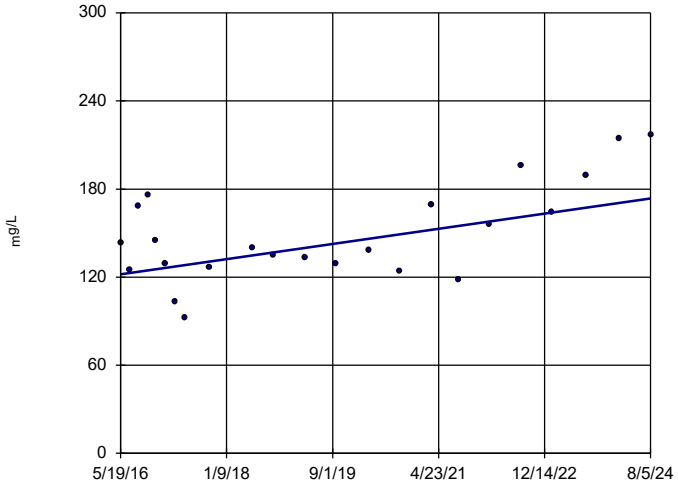

n = 23

Slope = 6.288 units per year.

Mann-Kendall statistic = 78 critical = 98

Trend not significant at 99% confidence level (α = 0.005 per tail).

Constituent: Total Dissolved Solids Analysis Run 10/22/2024 2:18 PM View: Appendix III - Trend Tests

Plant Hammond Client: Southern Company Data: Hammond AP-2

Sanitas™ v.10.0.20 Software licensed to Groundwater Stats Consulting. UG

Sen's Slope Estimator

HGWA-3 (bg)

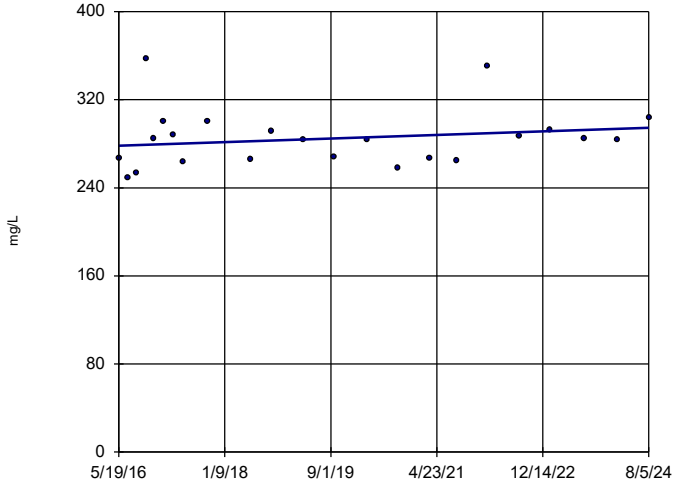

n = 23

Slope = 1.959 units per year.

Mann-Kendall statistic = 39 critical = 98

Trend not significant at 99% confidence level (α = 0.005 per tail).

Constituent: Total Dissolved Solids Analysis Run 10/22/2024 2:18 PM View: Appendix III - Trend Tests

Plant Hammond Client: Southern Company Data: Hammond AP-2

Sanitas™ v.10.0.20 Software licensed to Groundwater Stats Consulting. UG

Sen's Slope Estimator

HGWA-4 (bg)

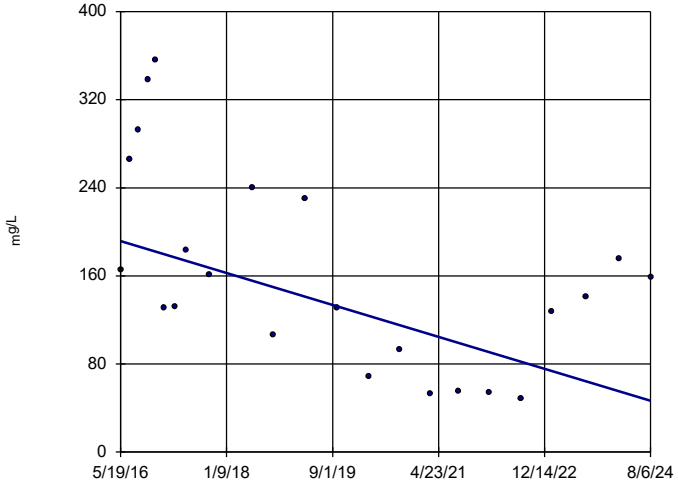

n = 23

Slope = -17.66 units per year.

Mann-Kendall statistic = -102 critical = -98

Decreasing trend significant at 99% confidence level (α = 0.005 per tail).

Constituent: Total Dissolved Solids Analysis Run 10/22/2024 2:18 PM View: Appendix III - Trend Tests

Plant Hammond Client: Southern Company Data: Hammond AP-2

Sanitas™ v.10.0.20 Software licensed to Groundwater Stats Consulting. UG

Sen's Slope Estimator

HGWA-42D (bg)

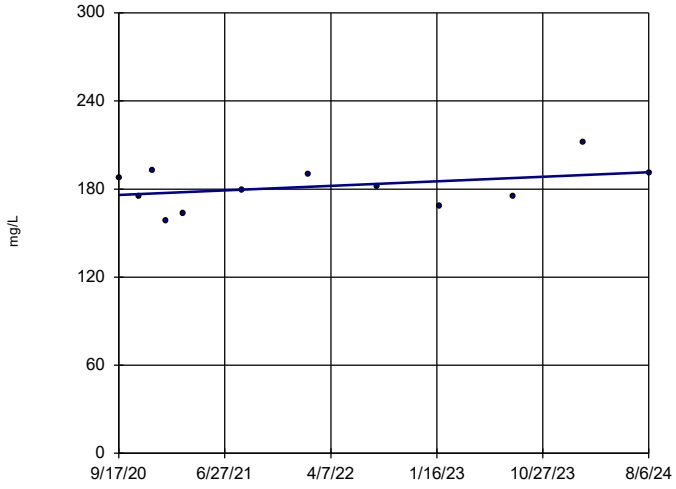

n = 12

Slope = 4.018 units per year.

Mann-Kendall statistic = 13 critical = 38

Trend not significant at 99% confidence level (α = 0.005 per tail).

Constituent: Total Dissolved Solids Analysis Run 10/22/2024 2:18 PM View: Appendix III - Trend Tests

Plant Hammond Client: Southern Company Data: Hammond AP-2

Sanitas™ v.10.0.20 Software licensed to Groundwater Stats Consulting. UG

Sen's Slope Estimator

HGWA-43D (bg)

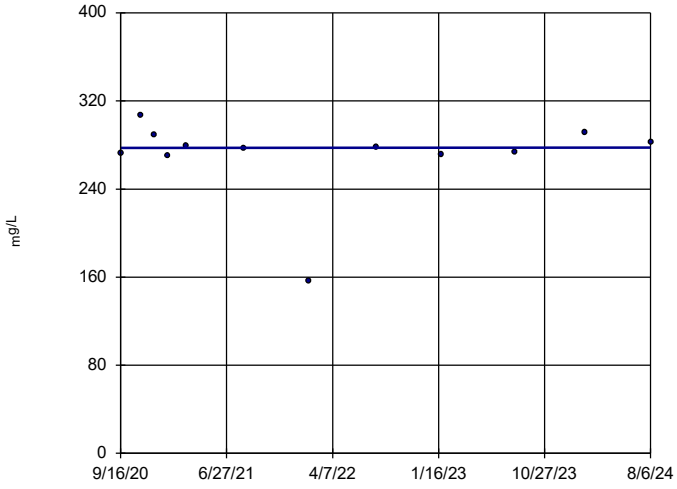

n = 12

Slope = 0.03609 units per year.

Mann-Kendall statistic = 0 critical = 38

Trend not significant at 99% confidence level (α = 0.005 per tail).

Constituent: Total Dissolved Solids Analysis Run 10/22/2024 2:18 PM View: Appendix III - Trend Tests

Plant Hammond Client: Southern Company Data: Hammond AP-2

Sanitas™ v.10.0.20 Software licensed to Groundwater Stats Consulting. UG

Sen's Slope Estimator

HGWA-44D (bg)

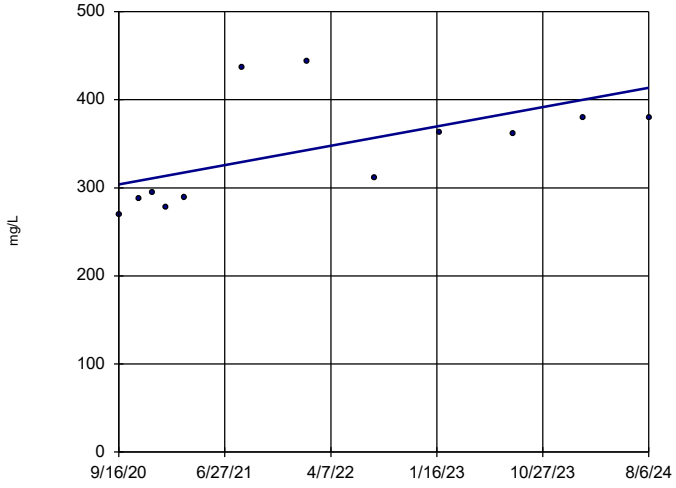

n = 12

Slope = 28.25 units per year.

Mann-Kendall statistic = 38 critical = 38

Trend not significant at 99% confidence level (α = 0.005 per tail).

Constituent: Total Dissolved Solids Analysis Run 10/22/2024 2:18 PM View: Appendix III - Trend Tests

Plant Hammond Client: Southern Company Data: Hammond AP-2

Sanitas™ v.10.0.20 Software licensed to Groundwater Stats Consulting. UG

Sen's Slope Estimator

HGWA-5 (bg)

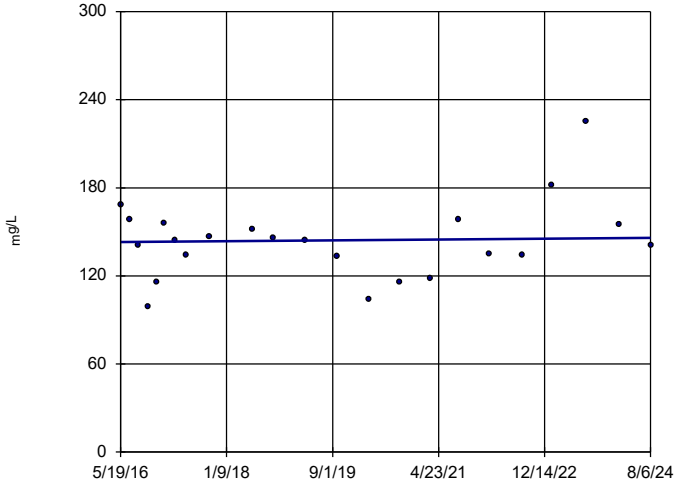

n = 23

Slope = 0.3473 units per year.

Mann-Kendall statistic = 8 critical = 98

Trend not significant at 99% confidence level (α = 0.005 per tail).

Constituent: Total Dissolved Solids Analysis Run 10/22/2024 2:18 PM View: Appendix III - Trend Tests

Plant Hammond Client: Southern Company Data: Hammond AP-2

Sanitas™ v.10.0.20 Software licensed to Groundwater Stats Consulting. UG

Sen's Slope Estimator

HGWA-6 (bg)

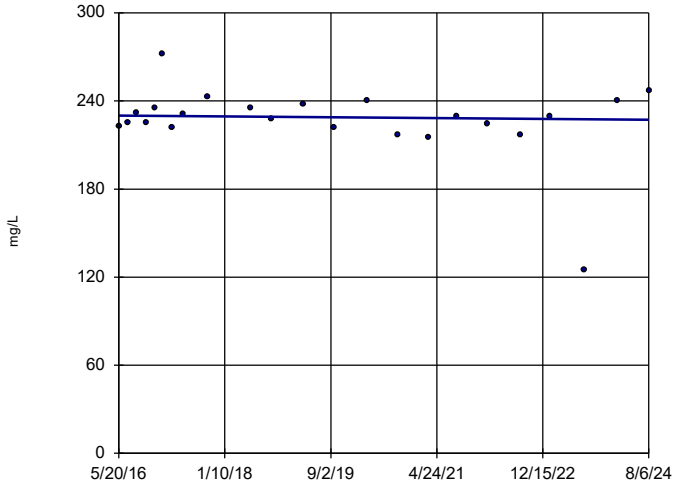

n = 23

Slope = -0.3518 units per year.

Mann-Kendall statistic = -13 critical = -98

Trend not significant at 99% confidence level (α = 0.005 per tail).

Constituent: Total Dissolved Solids Analysis Run 10/22/2024 2:18 PM View: Appendix III - Trend Tests

Plant Hammond Client: Southern Company Data: Hammond AP-2

Sanitas™ v.10.0.20 Software licensed to Groundwater Stats Consulting. UG

Sen's Slope Estimator

HGWC-14

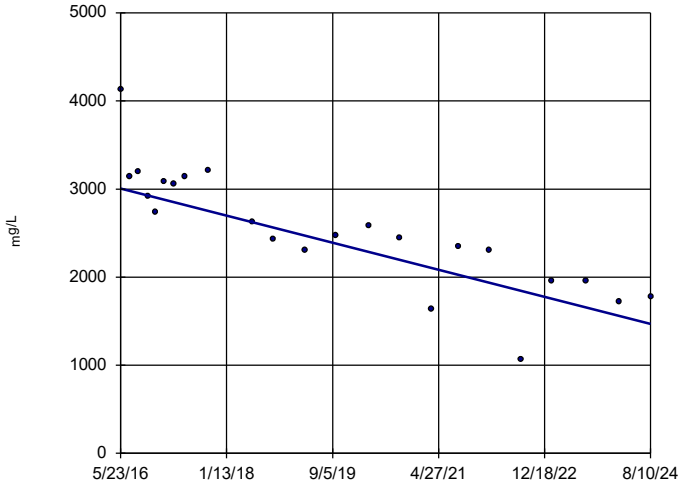

n = 23

Slope = -186.7 units per year.

Mann-Kendall statistic = -179 critical = -98

Decreasing trend significant at 99% confidence level (α = 0.005 per tail).

Constituent: Total Dissolved Solids Analysis Run 10/22/2024 2:18 PM View: Appendix III - Trend Tests

Plant Hammond Client: Southern Company Data: Hammond AP-2

Sanitas™ v.10.0.20 Software licensed to Groundwater Stats Consulting. UG

Sen's Slope Estimator

HGWC-15

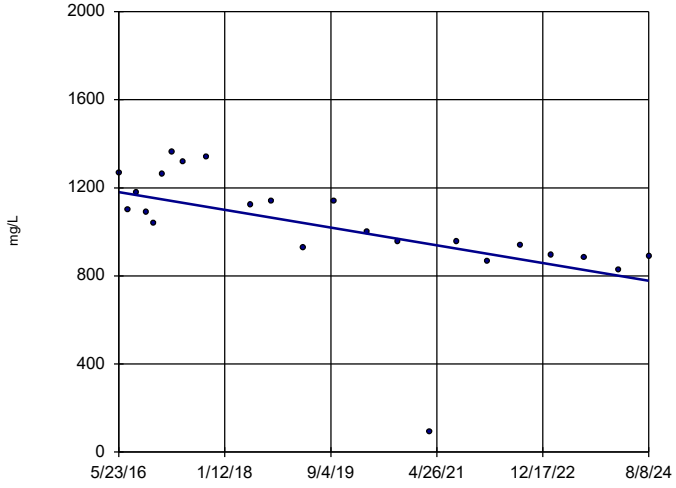

n = 23

Slope = -49.07 units per year.

Mann-Kendall statistic = -144 critical = -98

Decreasing trend significant at 99% confidence level (α = 0.005 per tail).

Constituent: Total Dissolved Solids Analysis Run 10/22/2024 2:18 PM View: Appendix III - Trend Tests

Plant Hammond Client: Southern Company Data: Hammond AP-2

Sanitas™ v.10.0.20 Software licensed to Groundwater Stats Consulting. UG

Sen's Slope Estimator

HGWC-16

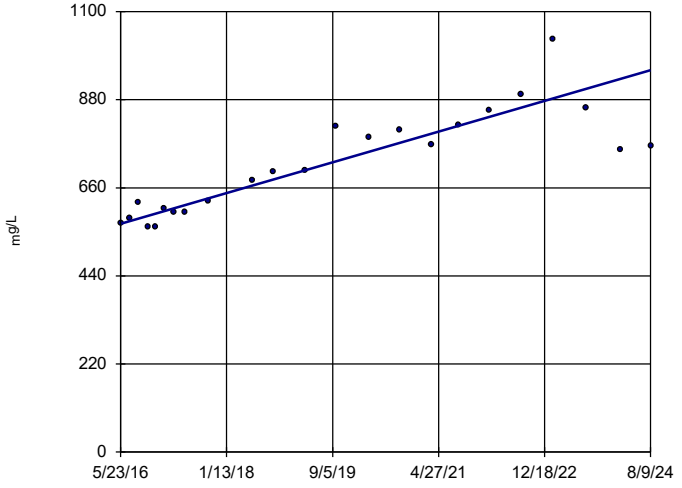

n = 23

Slope = 46.65 units per year.

Mann-Kendall statistic = 177 critical = 98

Increasing trend significant at 99% confidence level (α = 0.005 per tail).

Constituent: Total Dissolved Solids Analysis Run 10/22/2024 2:18 PM View: Appendix III - Trend Tests

Plant Hammond Client: Southern Company Data: Hammond AP-2

Sanitas™ v.10.0.20 Software licensed to Groundwater Stats Consulting. UG

Hollow symbols indicate censored values.

Sen's Slope Estimator

HGWC-17

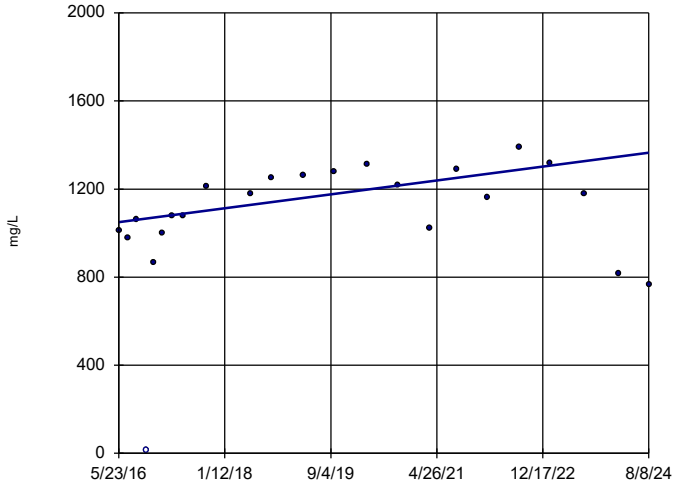

n = 23

Slope = 38.24 units per year.

Mann-Kendall statistic = 83 critical = 98

Trend not significant at 99% confidence level (α = 0.005 per tail).

Constituent: Total Dissolved Solids Analysis Run 10/22/2024 2:18 PM View: Appendix III - Trend Tests

Plant Hammond Client: Southern Company Data: Hammond AP-2

Sanitas™ v.10.0.20 Software licensed to Groundwater Stats Consulting. UG

Sen's Slope Estimator

HGWC-18

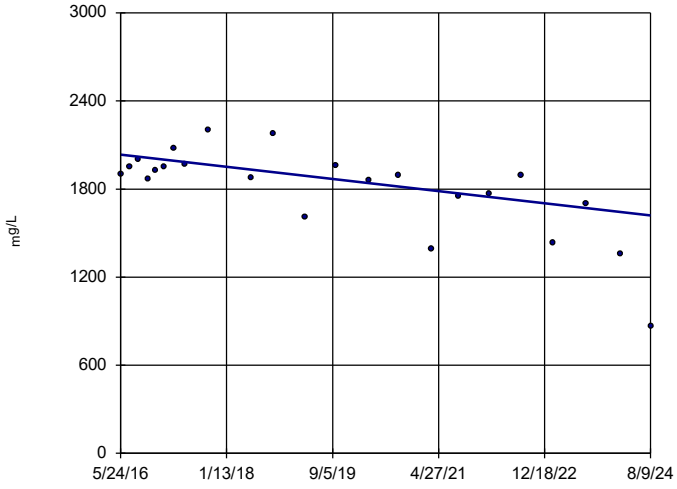

n = 23

Slope = -50.33 units per year.

Mann-Kendall statistic = -121 critical = -98

Decreasing trend significant at 99% confidence level (α = 0.005 per tail).

Constituent: Total Dissolved Solids Analysis Run 10/22/2024 2:18 PM View: Appendix III - Trend Tests

Plant Hammond Client: Southern Company Data: Hammond AP-2

FIGURE F.

Upper Tolerance Limits

Plant Hammond Client: Southern Company Data: Hammond AP-2 Printed 10/21/2024, 3:03 PM

Constituent	Well	Upper Lim.	Date	Observ.	Sig.	Bg N	Bg Mean	Std. Dev.	%NDs	ND Adj.	Transform	Alpha	Method
Antimony (mg/L)	n/a	0.003	n/a	n/a	n/a	162	n/a	n/a	83.95	n/a	n/a	0.0002462	NP Inter(NDs)
Arsenic (mg/L)	n/a	0.005	n/a	n/a	n/a	195	n/a	n/a	82.56	n/a	n/a	NaN	NP Inter(NDs)
Barium (mg/L)	n/a	0.46	n/a	n/a	n/a	195	n/a	n/a	0	n/a	n/a	NaN	NP Inter(normality)
Beryllium (mg/L)	n/a	0.0005	n/a	n/a	n/a	183	n/a	n/a	83.06	n/a	n/a	NaN	NP Inter(NDs)
Cadmium (mg/L)	n/a	0.0005	n/a	n/a	n/a	195	n/a	n/a	91.28	n/a	n/a	NaN	NP Inter(NDs)
Chromium (mg/L)	n/a	0.019	n/a	n/a	n/a	183	n/a	n/a	86.89	n/a	n/a	NaN	NP Inter(NDs)
Cobalt (mg/L)	n/a	0.038	n/a	n/a	n/a	195	n/a	n/a	68.21	n/a	n/a	NaN	NP Inter(NDs)
Combined Radium 226 + 228 (pCi/L)	n/a	1.562	n/a	n/a	n/a	194	0.752	0.2705	0	None	sqrt(x)	0.05	Inter
Fluoride (mg/L)	n/a	1.5	n/a	n/a	n/a	201	n/a	n/a	27.36	n/a	n/a	NaN	NP Inter(normality)
Lead (mg/L)	n/a	0.001	n/a	n/a	n/a	183	n/a	n/a	77.05	n/a	n/a	NaN	NP Inter(NDs)
Lithium (mg/L)	n/a	0.064	n/a	n/a	n/a	190	n/a	n/a	18.95	n/a	n/a	NaN	NP Inter(normality)
Mercury (mg/L)	n/a	0.0002	n/a	n/a	n/a	139	n/a	n/a	94.24	n/a	n/a	0.0008009	NP Inter(NDs)
Molybdenum (mg/L)	n/a	0.01	n/a	n/a	n/a	179	n/a	n/a	82.12	n/a	n/a	NaN	NP Inter(NDs)
Selenium (mg/L)	n/a	0.005	n/a	n/a	n/a	195	n/a	n/a	96.92	n/a	n/a	NaN	NP Inter(NDs)
Thallium (mg/L)	n/a	0.001	n/a	n/a	n/a	195	n/a	n/a	98.97	n/a	n/a	NaN	NP Inter(NDs)

Sanitas™ v.10.0.20 Software licensed to Groundwater Stats Consulting. UG
Hollow symbols indicate censored values.

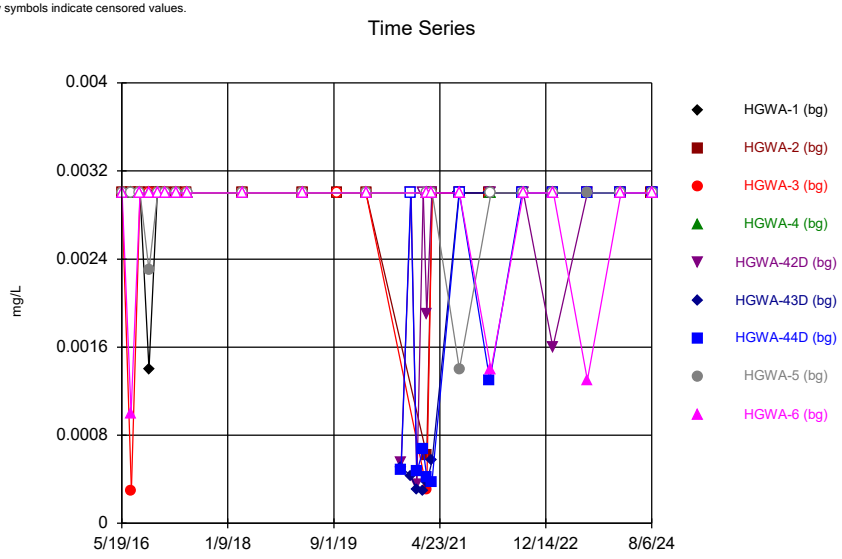

Constituent: Antimony Analysis Run 10/21/2024 3:03 PM View: Appendix IV - UTLs
Plant Hammond Client: Southern Company Data: Hammond AP-2

Sanitas™ v.10.0.20 Software licensed to Groundwater Stats Consulting. UG
Hollow symbols indicate censored values.

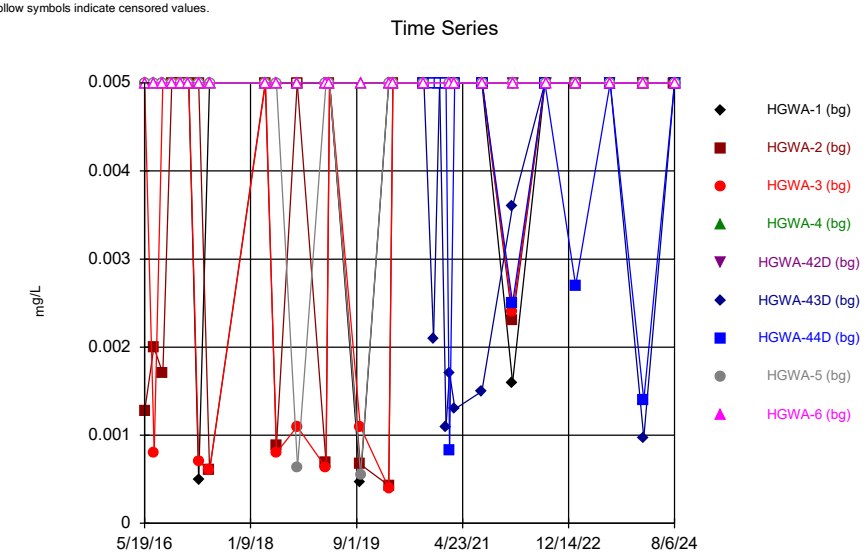

Constituent: Arsenic Analysis Run 10/21/2024 3:03 PM View: Appendix IV - UTLs
Plant Hammond Client: Southern Company Data: Hammond AP-2

Sanitas™ v.10.0.20 Software licensed to Groundwater Stats Consulting. UG

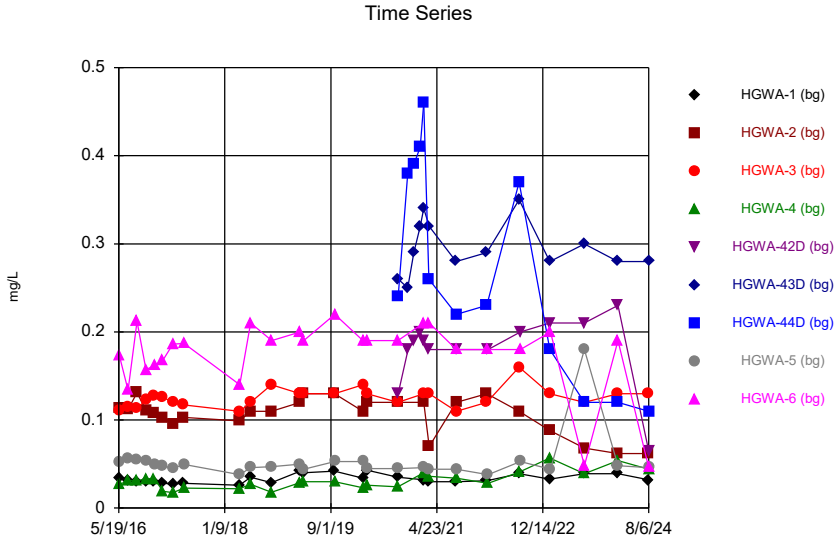

Constituent: Barium Analysis Run 10/21/2024 3:03 PM View: Appendix IV - UTLs
Plant Hammond Client: Southern Company Data: Hammond AP-2

Sanitas™ v.10.0.20 Software licensed to Groundwater Stats Consulting. UG
Hollow symbols indicate censored values.

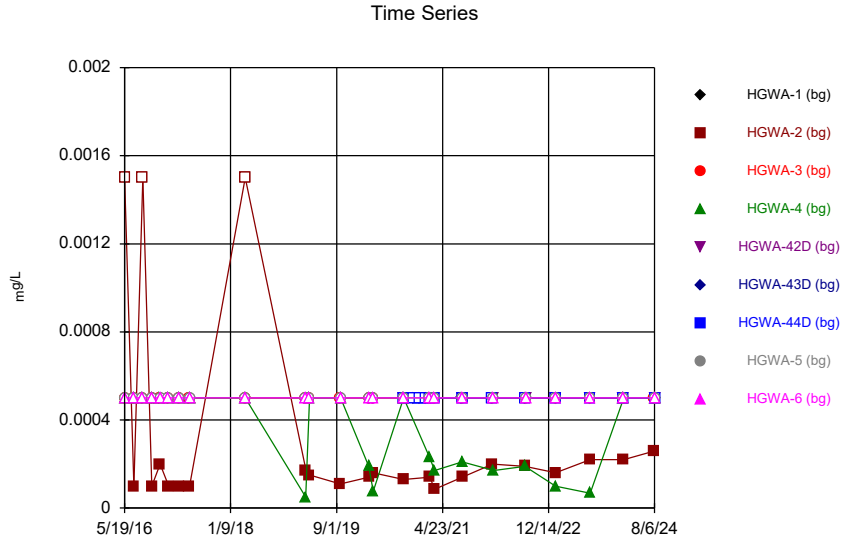

Constituent: Beryllium Analysis Run 10/21/2024 3:03 PM View: Appendix IV - UTLs
Plant Hammond Client: Southern Company Data: Hammond AP-2

Sanitas™ v.10.0.20 Software licensed to Groundwater Stats Consulting. UG
Hollow symbols indicate censored values.

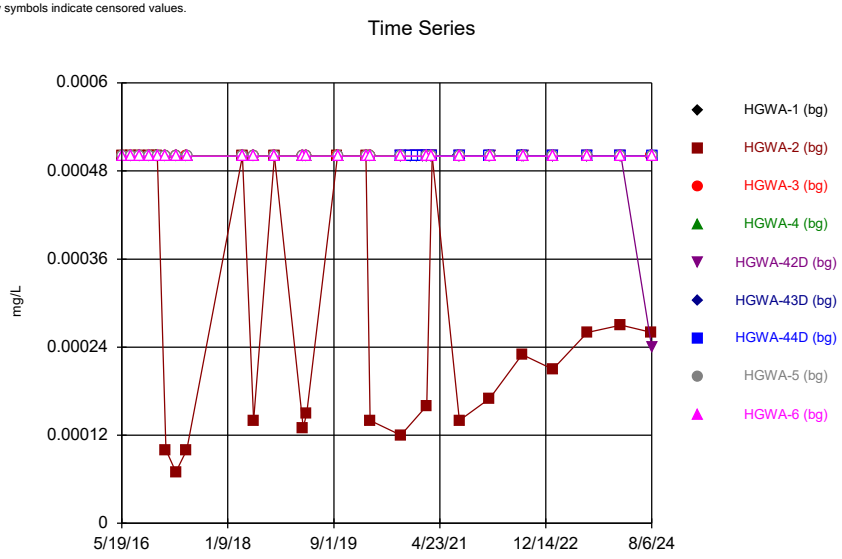

Constituent: Cadmium Analysis Run 10/21/2024 3:03 PM View: Appendix IV - UTLs
Plant Hammond Client: Southern Company Data: Hammond AP-2

Sanitas™ v.10.0.20 Software licensed to Groundwater Stats Consulting. UG
Hollow symbols indicate censored values.

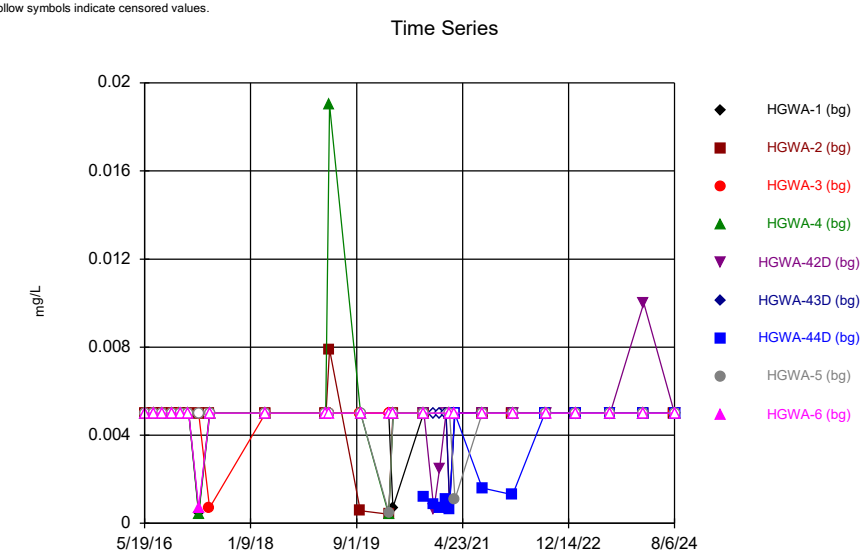

Constituent: Chromium Analysis Run 10/21/2024 3:03 PM View: Appendix IV - UTLs
Plant Hammond Client: Southern Company Data: Hammond AP-2

Sanitas™ v.10.0.20 Software licensed to Groundwater Stats Consulting. UG
Hollow symbols indicate censored values.

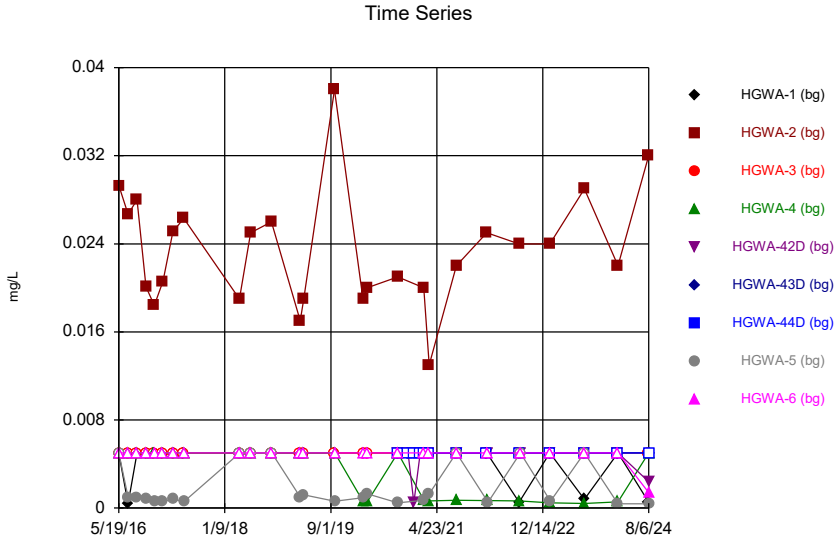

Constituent: Cobalt Analysis Run 10/21/2024 3:03 PM View: Appendix IV - UTLs
Plant Hammond Client: Southern Company Data: Hammond AP-2

Sanitas™ v.10.0.20 Software licensed to Groundwater Stats Consulting. UG

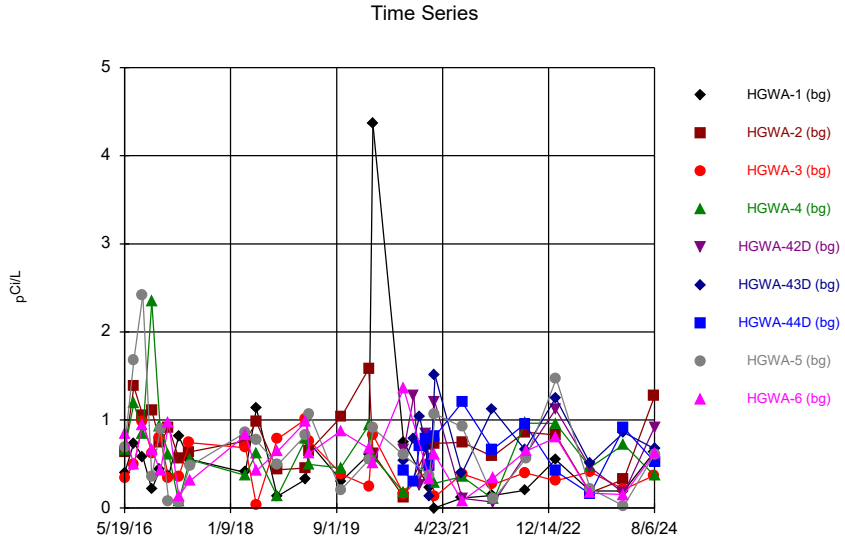

Constituent: Combined Radium 226 + 228 Analysis Run 10/21/2024 3:03 PM View: Appendix IV - UTLs
Plant Hammond Client: Southern Company Data: Hammond AP-2

Sanitas™ v.10.0.20 Software licensed to Groundwater Stats Consulting. UG
Hollow symbols indicate censored values.

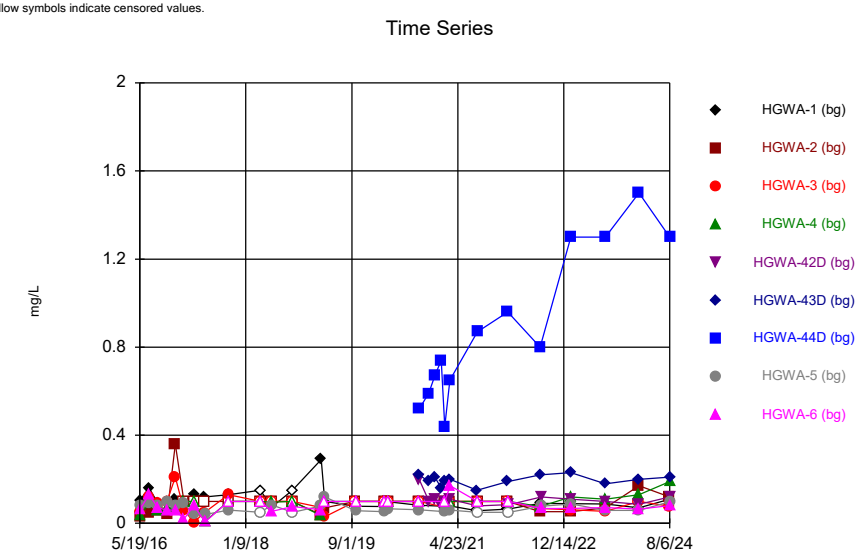

Constituent: Fluoride Analysis Run 10/21/2024 3:03 PM View: Appendix IV - UTLs
Plant Hammond Client: Southern Company Data: Hammond AP-2

Sanitas™ v.10.0.20 Software licensed to Groundwater Stats Consulting. UG
Hollow symbols indicate censored values.

Constituent: Lead Analysis Run 10/21/2024 3:03 PM View: Appendix IV - UTLs
Plant Hammond Client: Southern Company Data: Hammond AP-2

Sanitas™ v.10.0.20 Software licensed to Groundwater Stats Consulting. UG
Hollow symbols indicate censored values.

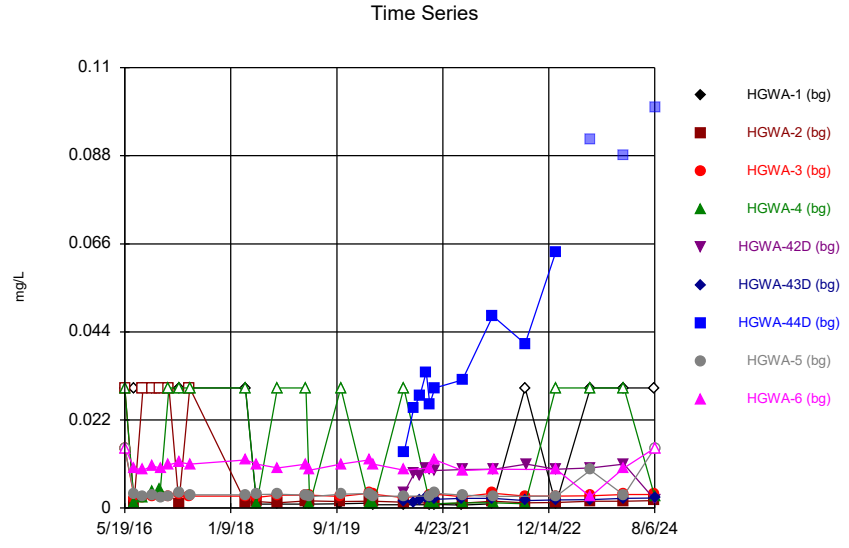

Constituent: Lithium Analysis Run 10/21/2024 3:03 PM View: Appendix IV - UTLs
Plant Hammond Client: Southern Company Data: Hammond AP-2

Sanitas™ v.10.0.20 Software licensed to Groundwater Stats Consulting. UG
Hollow symbols indicate censored values.

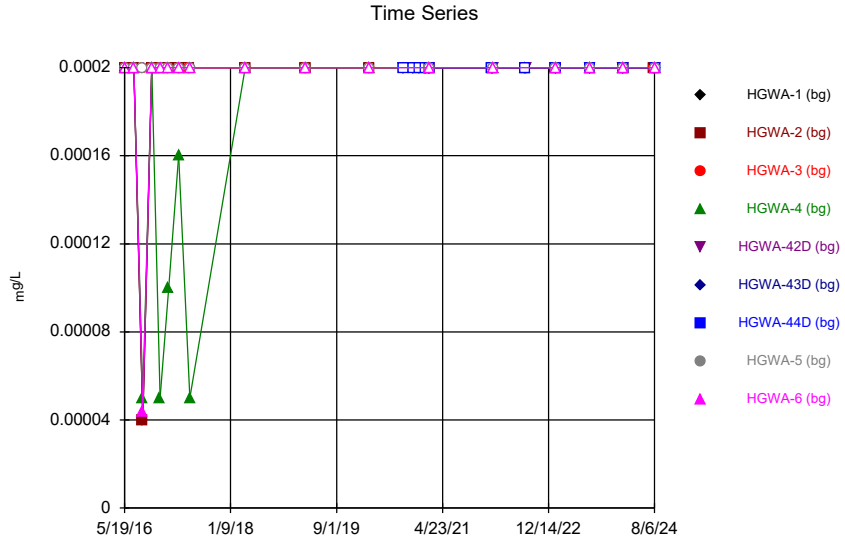

Constituent: Mercury Analysis Run 10/21/2024 3:03 PM View: Appendix IV - UTLs
Plant Hammond Client: Southern Company Data: Hammond AP-2

Sanitas™ v.10.0.20 Software licensed to Groundwater Stats Consulting. UG
Hollow symbols indicate censored values.

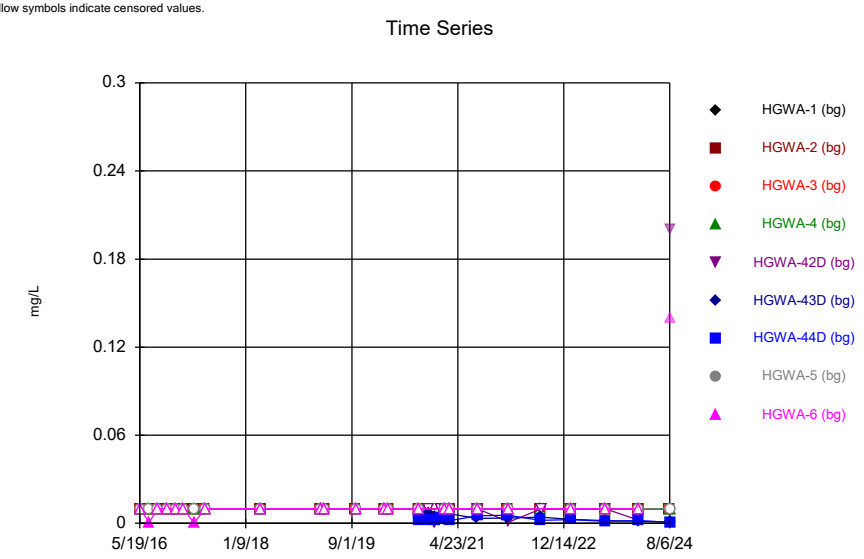

Constituent: Molybdenum Analysis Run 10/21/2024 3:03 PM View: Appendix IV - UTLs
Plant Hammond Client: Southern Company Data: Hammond AP-2

Sanitas™ v.10.0.20 Software licensed to Groundwater Stats Consulting. UG
Hollow symbols indicate censored values.

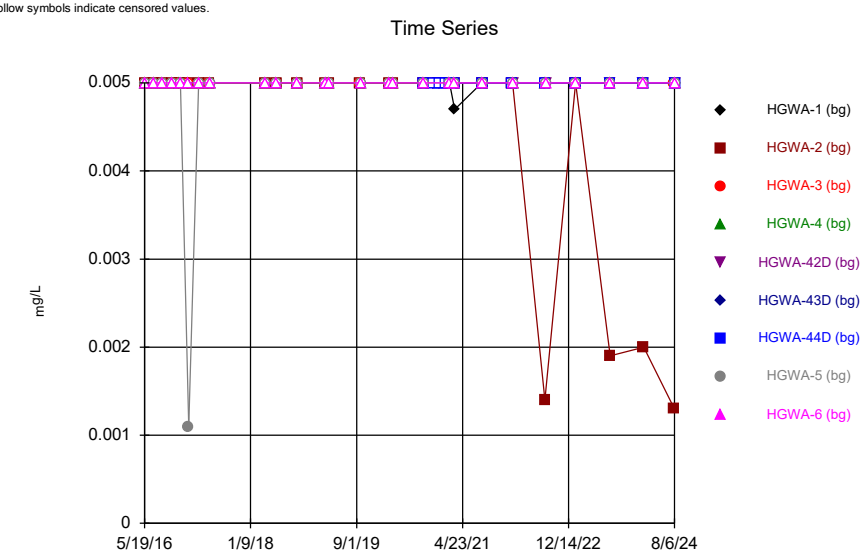

Constituent: Selenium Analysis Run 10/21/2024 3:03 PM View: Appendix IV - UTLs
Plant Hammond Client: Southern Company Data: Hammond AP-2

Sanitas™ v.10.0.20 Software licensed to Groundwater Stats Consulting. UG
Hollow symbols indicate censored values.

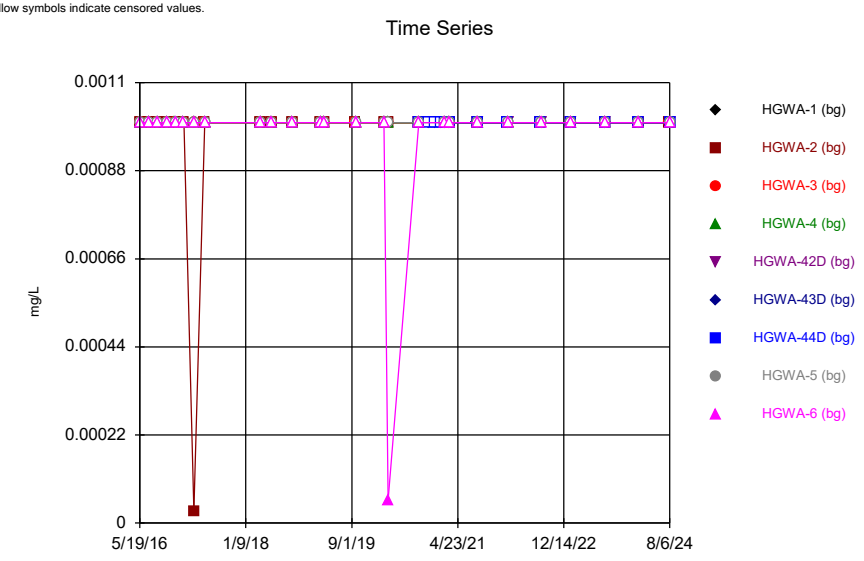

Constituent: Thallium Analysis Run 10/21/2024 3:03 PM View: Appendix IV - UTLs
Plant Hammond Client: Southern Company Data: Hammond AP-2

Sanitas™ v.10.0.20 Software licensed to Groundwater Stats Consulting. UG

Tolerance Limit

Interwell Non-parametric



Non-parametric test used in lieu of parametric tolerance limit because censored data exceeded 50%. Limit is highest of 162 background values. 83.95% NDs. 97.07% coverage at alpha=0.01; 98.24% coverage at alpha=0.05; 99.41% coverage at alpha=0.5. Report alpha = 0.0002462.

Constituent: Antimony Analysis Run 10/21/2024 3:00 PM View: Appendix IV - UTLs

Plant Hammond Client: Southern Company Data: Hammond AP-2

Sanitas™ v.10.0.20 Software licensed to Groundwater Stats Consulting. UG

Tolerance Limit

Interwell Non-parametric

Non-parametric test used in lieu of parametric tolerance limit because censored data exceeded 50%. Limit is highest of 195 background values. 82.56% NDs. 99.8% coverage at alpha=0.01; 99.8% coverage at alpha=0.05; 99.8% coverage at alpha=0.5. Report alpha < 0.0001.

Constituent: Arsenic Analysis Run 10/21/2024 3:00 PM View: Appendix IV - UTLs

Plant Hammond Client: Southern Company Data: Hammond AP-2

Sanitas™ v.10.0.20 Software licensed to Groundwater Stats Consulting. UG

Tolerance Limit

Interwell Non-parametric



Non-parametric test used in lieu of parametric tolerance limit because the Chi Squared normality test showed the data to be non-normal at the 0.01 alpha level. Limit is highest of 195 background values. 99.8% coverage at alpha=0.01; 99.8% coverage at alpha=0.05; 99.8% coverage at alpha=0.5. Report alpha < 0.0001.

Constituent: Barium Analysis Run 10/21/2024 3:00 PM View: Appendix IV - UTLs

Plant Hammond Client: Southern Company Data: Hammond AP-2

Sanitas™ v.10.0.20 Software licensed to Groundwater Stats Consulting. UG

Tolerance Limit

Interwell Non-parametric



Non-parametric test used in lieu of parametric tolerance limit because censored data exceeded 50%. Limit is highest of 183 background values. 83.06% NDs. 99.8% coverage at alpha=0.01; 99.8% coverage at alpha=0.05; 99.8% coverage at alpha=0.5. Report alpha < 0.0001.

Constituent: Beryllium Analysis Run 10/21/2024 3:00 PM View: Appendix IV - UTLs

Plant Hammond Client: Southern Company Data: Hammond AP-2

Sanitas™ v.10.0.20 Software licensed to Groundwater Stats Consulting. UG

Tolerance Limit

Interwell Non-parametric



Non-parametric test used in lieu of parametric tolerance limit because censored data exceeded 50%. Limit is highest of 195 background values. 91.28% NDs. 99.8% coverage at alpha=0.01; 99.8% coverage at alpha=0.05; 99.8% coverage at alpha=0.5. Report alpha < 0.0001.

Constituent: Cadmium Analysis Run 10/21/2024 3:00 PM View: Appendix IV - UTLs

Plant Hammond Client: Southern Company Data: Hammond AP-2

Sanitas™ v.10.0.20 Software licensed to Groundwater Stats Consulting. UG

Tolerance Limit

Interwell Non-parametric



Non-parametric test used in lieu of parametric tolerance limit because censored data exceeded 50%. Limit is highest of 183 background values. 86.89% NDs. 99.8% coverage at alpha=0.01; 99.8% coverage at alpha=0.05; 99.8% coverage at alpha=0.5. Report alpha < 0.0001.

Constituent: Chromium Analysis Run 10/21/2024 3:00 PM View: Appendix IV - UTLs

Plant Hammond Client: Southern Company Data: Hammond AP-2

Sanitas™ v.10.0.20 Software licensed to Groundwater Stats Consulting. UG

Tolerance Limit

Interwell Non-parametric



Non-parametric test used in lieu of parametric tolerance limit because censored data exceeded 50%. Limit is highest of 195 background values. 68.21% NDs. 99.8% coverage at alpha=0.01; 99.8% coverage at alpha=0.05; 99.8% coverage at alpha=0.5. Report alpha < 0.0001.

Constituent: Cobalt Analysis Run 10/21/2024 3:00 PM View: Appendix IV - UTLs

Plant Hammond Client: Southern Company Data: Hammond AP-2

Sanitas™ v.10.0.20 Software licensed to Groundwater Stats Consulting. UG

Tolerance Limit

Interwell Parametric

95% coverage. Background Data Summary (based on square root transformation): Mean=0.752, Std. Dev.=0.2705, n=194. Normality test: Chi Squared @alpha = 0.01, calculated = 8.784, critical = 14.07. Report alpha = 0.05.

Constituent: Combined Radium 226 + 228 Analysis Run 10/21/2024 3:00 PM View: Appendix IV - UTLs

Plant Hammond Client: Southern Company Data: Hammond AP-2

Sanitas™ v.10.0.20 Software licensed to Groundwater Stats Consulting. UG

Tolerance Limit

Interwell Non-parametric



Non-parametric test used in lieu of parametric tolerance limit because the Chi Squared normality test showed the data to be non-normal at the 0.01 alpha level. Limit is highest of 201 background values. 27.36% NDs. 99.8% coverage at alpha=0.01; 99.8% coverage at alpha=0.05; 99.8% coverage at alpha=0.5. Report alpha < 0.0001.

Constituent: Fluoride Analysis Run 10/21/2024 3:00 PM View: Appendix IV - UTLs

Plant Hammond Client: Southern Company Data: Hammond AP-2

Sanitas™ v.10.0.20 Software licensed to Groundwater Stats Consulting. UG

Tolerance Limit

Interwell Non-parametric



Non-parametric test used in lieu of parametric tolerance limit because censored data exceeded 50%. Limit is highest of 183 background values. 77.05% NDs. 99.8% coverage at alpha=0.01; 99.8% coverage at alpha=0.05; 99.8% coverage at alpha=0.5. Report alpha < 0.0001.

Constituent: Lead Analysis Run 10/21/2024 3:00 PM View: Appendix IV - UTLs

Plant Hammond Client: Southern Company Data: Hammond AP-2

Sanitas™ v.10.0.20 Software licensed to Groundwater Stats Consulting. UG

Tolerance Limit

Interwell Non-parametric



Non-parametric test used in lieu of parametric tolerance limit because the Chi Squared normality test showed the data to be non-normal at the 0.01 alpha level. Limit is highest of 190 background values. 18.95% NDs. 99.8% coverage at alpha=0.01; 99.8% coverage at alpha=0.05; 99.8% coverage at alpha=0.5. Report alpha < 0.0001.

Constituent: Lithium Analysis Run 10/21/2024 3:01 PM View: Appendix IV - UTLs

Plant Hammond Client: Southern Company Data: Hammond AP-2

Sanitas™ v.10.0.20 Software licensed to Groundwater Stats Consulting. UG

Tolerance Limit

Interwell Non-parametric



Non-parametric test used in lieu of parametric tolerance limit because censored data exceeded 50%. Limit is highest of 139 background values. 94.24% NDs. 96.68% coverage at alpha=0.01; 97.85% coverage at alpha=0.05; 99.41% coverage at alpha=0.5. Report alpha = 0.0008009.

Constituent: Mercury Analysis Run 10/21/2024 3:01 PM View: Appendix IV - UTLs

Plant Hammond Client: Southern Company Data: Hammond AP-2

Sanitas™ v.10.0.20 Software licensed to Groundwater Stats Consulting. UG

Tolerance Limit

Interwell Non-parametric

Non-parametric test used in lieu of parametric tolerance limit because censored data exceeded 50%. Limit is highest of 179 background values. 82.12% NDs. 99.8% coverage at alpha=0.01; 99.8% coverage at alpha=0.05; 99.8% coverage at alpha=0.5. Report alpha < 0.0001.

Constituent: Molybdenum Analysis Run 10/21/2024 3:01 PM View: Appendix IV - UTLs

Plant Hammond Client: Southern Company Data: Hammond AP-2

Sanitas™ v.10.0.20 Software licensed to Groundwater Stats Consulting. UG

Tolerance Limit

Interwell Non-parametric

Non-parametric test used in lieu of parametric tolerance limit because censored data exceeded 50%. Limit is highest of 195 background values. 96.92% NDs. 99.8% coverage at alpha=0.01; 99.8% coverage at alpha=0.05; 99.8% coverage at alpha=0.5. Report alpha < 0.0001.

Constituent: Selenium Analysis Run 10/21/2024 3:01 PM View: Appendix IV - UTLs

Plant Hammond Client: Southern Company Data: Hammond AP-2

Sanitas™ v.10.0.20 Software licensed to Groundwater Stats Consulting. UG

Tolerance Limit

Interwell Non-parametric

Non-parametric test used in lieu of parametric tolerance limit because censored data exceeded 50%. Limit is highest of 195 background values. 98.97% NDs. 99.8% coverage at alpha=0.01; 99.8% coverage at alpha=0.05; 99.8% coverage at alpha=0.5. Report alpha < 0.0001.

Constituent: Thallium Analysis Run 10/21/2024 3:01 PM View: Appendix IV - UTLs

Plant Hammond Client: Southern Company Data: Hammond AP-2

FIGURE G.

PLANT HAMMOND AP-2 GWPS				
Constituent Name	**MCL**	**CCR-Rule Specified**	**Background Limit**	**GWPS**
Antimony, Total (mg/L)	0.006		0.003	0.006
Arsenic, Total (mg/L)	0.01		0.005	0.01
Barium, Total (mg/L)	2		0.46	2
Beryllium, Total (mg/L)	0.004		0.0005	0.004
Cadmium, Total (mg/L)	0.005		0.0005	0.005
Chromium, Total (mg/L)	0.1		0.019	0.1
Cobalt, Total (mg/L)	n/a	0.006	0.038	0.038
Combined Radium, Total (pCi/L)	5		1.56	5
Fluoride, Total (mg/L)	4		1.5	4
Lead, Total (mg/L)	n/a	0.015	0.001	0.015
Lithium, Total (mg/L)	n/a	0.04	0.064	0.064
Mercury, Total (mg/L)	0.002		0.0002	0.002
Molybdenum, Total (mg/L)	n/a	0.1	0.01	0.1
Selenium, Total (mg/L)	0.05		0.005	0.05
Thallium, Total (mg/L)	0.002		0.001	0.002

**Grey cell indidcates background is higher than MCL or CCR-Rule*

**MCL = Maximum Contaminant Level*

**CCR = Coal Combustion Residuals*

**GWPS = Groundwater Protection Statard*

FIGURE H.

Confidence Interval Summary Table - Significant Results

Plant Hammond Client: Southern Company Data: Hammond AP-2 Printed 10/21/2024, 3:10 PM

Constituent	Well	Upper Lim.	Lower Lim.	Compliance	Sig.	N	Mean	Std. Dev.	%NDs	ND Adj.	Transform	Alpha	Method
Cobalt (mg/L)	**HGWC-18**	**0.18**	**0.1507**	**0.038**	**Yes**	**26**	**0.1654**	**0.03004**	**0**	**None**	**No**	**0.01**	**Param.**
Cobalt (mg/L)	**MW-33**	**0.05841**	**0.04544**	**0.038**	**Yes**	**13**	**0.05192**	**0.008722**	**0**	**None**	**No**	**0.01**	**Param.**
Cobalt (mg/L)	**MW-35**	**0.09254**	**0.08291**	**0.038**	**Yes**	**11**	**0.08773**	**0.005781**	**0**	**None**	**No**	**0.01**	**Param.**

Confidence Interval Summary Table - All Results

Plant Hammond Client: Southern Company Data: Hammond AP-2 Printed 10/21/2024, 3:10 PM

Constituent	Well	Upper Lim.	Lower Lim.	Compliance	Sig.	N	Mean	Std. Dev.	%NDs	ND Adj.	Transform	Alpha	Method
Antimony (mg/L)	HGWC-14	0.0032	0.001	0.006	No	20	0.002647	0.0009013	80	None	No	0.01	NP (NDs)
Antimony (mg/L)	HGWC-15	0.003	0.0021	0.006	No	20	0.00264	0.0006419	70	None	No	0.01	NP (NDs)
Antimony (mg/L)	HGWC-18	0.003	0.0008	0.006	No	20	0.00289	0.0004919	95	None	No	0.01	NP (NDs)
Antimony (mg/L)	MW-22	0.003	0.003	0.006	No	11	0.002873	0.0004221	90.91	None	No	0.006	NP (NDs)
Antimony (mg/L)	MW-23D	0.003	0.003	0.006	No	11	0.002779	0.0007327	90.91	None	No	0.006	NP (NDs)
Antimony (mg/L)	MW-33	0.003	0.00046	0.006	No	9	0.002718	0.0008467	88.89	None	No	0.002	NP (NDs)
Antimony (mg/L)	MW-34D	0.003	0.0018	0.006	No	7	0.002829	0.0004536	85.71	None	No	0.008	NP (NDs)
Antimony (mg/L)	MW-35	0.003	0.00041	0.006	No	9	0.002701	0.0008598	77.78	None	No	0.002	NP (NDs)
Antimony (mg/L)	MW-37D	0.003	0.00079	0.006	No	9	0.002754	0.0007367	88.89	None	No	0.002	NP (NDs)
Arsenic (mg/L)	HGWC-14	0.005486	0.003781	0.01	No	26	0.004634	0.001749	11.54	None	No	0.01	Param.
Arsenic (mg/L)	HGWC-15	0.005	0.0008	0.01	No	26	0.004475	0.001486	88.46	None	No	0.01	NP (NDs)
Arsenic (mg/L)	HGWC-16	0.005	0.0012	0.01	No	26	0.004342	0.001583	84.62	None	No	0.01	NP (NDs)
Arsenic (mg/L)	HGWC-17	0.005	0.0028	0.01	No	26	0.003995	0.001729	73.08	None	No	0.01	NP (NDs)
Arsenic (mg/L)	HGWC-18	0.006432	0.004457	0.01	No	26	0.005445	0.002025	0	None	No	0.01	Param.
Arsenic (mg/L)	MW-21D	0.005	0.0013	0.01	No	16	0.004093	0.001706	75	None	No	0.01	NP (NDs)
Arsenic (mg/L)	MW-22	0.005	0.00045	0.01	No	15	0.004697	0.001175	93.33	None	No	0.01	NP (NDs)
Arsenic (mg/L)	MW-23D	0.005	0.001	0.01	No	15	0.004185	0.001687	80	None	No	0.01	NP (NDs)
Arsenic (mg/L)	MW-33	0.006439	0.003478	0.01	No	12	0.004958	0.001887	8.333	None	No	0.01	Param.
Arsenic (mg/L)	MW-34D	0.004819	0.001668	0.01	No	9	0.003243	0.001632	11.11	None	No	0.01	Param.
Arsenic (mg/L)	MW-35	0.006181	0.004346	0.01	No	11	0.005555	0.001005	18.18	Kaplan-Meier	No	0.01	Param.
Arsenic (mg/L)	MW-37D	0.005	0.0021	0.01	No	11	0.004123	0.001537	72.73	Kaplan-Meier	No	0.006	NP (NDs)
Arsenic (mg/L)	MW-51	0.005873	0.002242	0.01	No	7	0.004057	0.001528	14.29	None	No	0.01	Param.
Barium (mg/L)	HGWC-14	0.022	0.018	2	No	26	0.02385	0.02078	3.846	None	No	0.01	NP (normality)
Barium (mg/L)	HGWC-15	0.02539	0.01706	2	No	26	0.02123	0.008549	0	None	No	0.01	Param.
Barium (mg/L)	HGWC-16	0.1097	0.09948	2	No	26	0.1046	0.01048	0	None	No	0.01	Param.
Barium (mg/L)	HGWC-17	0.02607	0.02358	2	No	26	0.02482	0.002553	0	None	No	0.01	Param.
Barium (mg/L)	HGWC-18	0.032	0.026	2	No	26	0.03116	0.01483	3.846	None	No	0.01	NP (normality)
Barium (mg/L)	MW-21D	0.06091	0.03834	2	No	16	0.04963	0.01735	0	None	No	0.01	Param.
Barium (mg/L)	MW-22	0.02594	0.01476	2	No	15	0.02093	0.009377	0	None	x^(1/3)	0.01	Param.
Barium (mg/L)	MW-23D	0.06237	0.04669	2	No	15	0.05453	0.01157	0	None	No	0.01	Param.
Barium (mg/L)	MW-33	0.02625	0.02009	2	No	12	0.02317	0.003927	0	None	No	0.01	Param.
Barium (mg/L)	MW-34D	0.04275	0.03303	2	No	9	0.03789	0.005036	0	None	No	0.01	Param.
Barium (mg/L)	MW-35	0.02769	0.0214	2	No	11	0.02455	0.003778	0	None	No	0.01	Param.
Barium (mg/L)	MW-37D	0.16	0.1182	2	No	11	0.1391	0.02508	0	None	No	0.01	Param.
Barium (mg/L)	MW-51	0.046	0.026	2	No	7	0.03129	0.007041	0	None	No	0.008	NP (normality)
Beryllium (mg/L)	HGWC-14	0.00056	0.00043	0.004	No	24	0.0005496	0.0003023	8.333	None	No	0.01	NP (normality)
Beryllium (mg/L)	HGWC-17	0.0005	0.0001	0.004	No	24	0.0004097	0.0001801	79.17	None	No	0.01	NP (NDs)
Beryllium (mg/L)	HGWC-18	0.003273	0.002659	0.004	No	24	0.002966	0.0006015	4.167	None	No	0.01	Param.
Beryllium (mg/L)	MW-22	0.0005	0.00007	0.004	No	15	0.0003281	0.0002181	60	None	No	0.01	NP (NDs)
Beryllium (mg/L)	MW-33	0.001034	0.0007303	0.004	No	12	0.0008617	0.0002537	0	None	x^2	0.01	Param.
Beryllium (mg/L)	MW-34D	0.0005	0.000065	0.004	No	9	0.0004128	0.0001744	77.78	None	No	0.002	NP (NDs)
Beryllium (mg/L)	MW-35	0.0006451	0.0004404	0.004	No	11	0.0005427	0.0001228	0	None	No	0.01	Param.
Beryllium (mg/L)	MW-37D	0.0005	0.0005	0.004	No	11	0.0004655	0.0001146	90.91	None	No	0.006	NP (NDs)
Beryllium (mg/L)	MW-51	0.000441	0.000119	0.004	No	7	0.00028	0.0001355	0	None	No	0.01	Param.
Cadmium (mg/L)	HGWC-14	0.0005	0.00011	0.005	No	26	0.0003261	0.0001933	53.85	None	No	0.01	NP (NDs)
Cadmium (mg/L)	HGWC-15	0.002026	0.001257	0.005	No	26	0.001642	0.0007887	0	None	No	0.01	Param.
Cadmium (mg/L)	HGWC-17	0.0005	0.00007	0.005	No	26	0.0004835	0.00008433	96.15	None	No	0.01	NP (NDs)
Cadmium (mg/L)	HGWC-18	0.0024	0.0016	0.005	No	26	0.00222	0.001671	3.846	None	No	0.01	NP (normality)
Cadmium (mg/L)	MW-22	0.002049	0.001622	0.005	No	15	0.001764	0.000468	0	None	x^3	0.01	Param.
Cadmium (mg/L)	MW-23D	0.0025	0.00014	0.005	No	15	0.001018	0.001095	33.33	None	No	0.01	NP (normality)
Cadmium (mg/L)	MW-33	0.00024	0.00014	0.005	No	12	0.0002708	0.00031	8.333	None	No	0.01	NP (normality)
Cadmium (mg/L)	MW-34D	0.001551	0.0002996	0.005	No	9	0.001337	0.001042	22.22	Kaplan-Meier	sqrt(x)	0.01	Param.
Cadmium (mg/L)	MW-35	0.001644	0.001034	0.005	No	11	0.001339	0.0003655	0	None	No	0.01	Param.
Cadmium (mg/L)	MW-51	0.001228	0.0000489	0.005	No	7	0.0006386	0.0004964	0	None	No	0.01	Param.
Chromium (mg/L)	HGWC-14	0.005	0.00066	0.1	No	24	0.004628	0.00126	91.67	None	No	0.01	NP (NDs)

Confidence Interval Summary Table - All Results

Plant Hammond Client: Southern Company Data: Hammond AP-2 Printed 10/21/2024, 3:10 PM

Constituent	Well	Upper Lim.	Lower Lim.	Compliance	Sig.	N	Mean	Std. Dev.	%NDs	ND Adj.	Transform	Alpha	Method
Chromium (mg/L)	HGWC-15	0.005	0.0012	0.1	No	24	0.004463	0.001457	87.5	None	No	0.01	NP (NDs)
Chromium (mg/L)	HGWC-16	0.005	0.0021	0.1	No	24	0.004509	0.001354	87.5	None	No	0.01	NP (NDs)
Chromium (mg/L)	HGWC-17	0.005	0.0018	0.1	No	24	0.00451	0.001338	87.5	None	No	0.01	NP (NDs)
Chromium (mg/L)	HGWC-18	0.005	0.00063	0.1	No	24	0.004439	0.001517	87.5	None	No	0.01	NP (NDs)
Chromium (mg/L)	MW-21D	0.005	0.00074	0.1	No	16	0.004457	0.001484	87.5	None	No	0.01	NP (NDs)
Chromium (mg/L)	MW-22	0.005	0.00075	0.1	No	15	0.00441	0.001558	86.67	None	No	0.01	NP (NDs)
Chromium (mg/L)	MW-23D	0.005	0.00086	0.1	No	15	0.004446	0.001462	86.67	None	No	0.01	NP (NDs)
Chromium (mg/L)	MW-33	0.005	0.0028	0.1	No	12	0.004457	0.001344	83.33	None	No	0.01	NP (NDs)
Chromium (mg/L)	MW-34D	0.0059	0.005	0.1	No	9	0.0051	0.0003	88.89	None	No	0.002	NP (NDs)
Chromium (mg/L)	MW-35	0.005	0.00083	0.1	No	11	0.004238	0.001695	81.82	None	No	0.006	NP (NDs)
Chromium (mg/L)	MW-37D	0.005	0.0048	0.1	No	11	0.004655	0.001081	81.82	None	No	0.006	NP (NDs)
Cobalt (mg/L)	HGWC-14	0.035	0.0253	0.038	No	26	0.03329	0.01938	3.846	None	No	0.01	NP (normality)
Cobalt (mg/L)	HGWC-15	0.03922	0.02066	0.038	No	26	0.02994	0.01904	0	None	No	0.01	Param.
Cobalt (mg/L)	HGWC-16	0.005	0.00037	0.038	No	26	0.00464	0.00127	92.31	None	No	0.01	NP (NDs)
Cobalt (mg/L)	HGWC-17	0.01528	0.01217	0.038	No	26	0.01328	0.003894	0	None	x^2	0.01	Param.
Cobalt (mg/L)	**HGWC-18**	**0.18**	**0.1507**	**0.038**	**Yes**	**26**	**0.1654**	**0.03004**	**0**	**None**	**No**	**0.01**	**Param.**
Cobalt (mg/L)	MW-21D	0.005	0.00034	0.038	No	16	0.004709	0.001165	93.75	None	No	0.01	NP (NDs)
Cobalt (mg/L)	MW-22	0.03337	0.01995	0.038	No	15	0.02666	0.009895	0	None	No	0.01	Param.
Cobalt (mg/L)	MW-23D	0.001088	0.0008569	0.038	No	15	0.0009727	0.0001708	0	None	No	0.01	Param.
Cobalt (mg/L)	**MW-33**	**0.05841**	**0.04544**	**0.038**	**Yes**	**13**	**0.05192**	**0.008722**	**0**	**None**	**No**	**0.01**	**Param.**
Cobalt (mg/L)	MW-34D	0.011	0.0056	0.038	No	9	0.007222	0.001772	0	None	No	0.002	NP (normality)
Cobalt (mg/L)	**MW-35**	**0.09254**	**0.08291**	**0.038**	**Yes**	**11**	**0.08773**	**0.005781**	**0**	**None**	**No**	**0.01**	**Param.**
Cobalt (mg/L)	MW-37D	0.005	0.0015	0.038	No	11	0.004271	0.001638	81.82	None	No	0.006	NP (NDs)
Cobalt (mg/L)	MW-51	0.03902	0.01927	0.038	No	7	0.02914	0.008315	0	None	No	0.01	Param.
Combined Radium 226 + 228 (pCi/L)	HGWC-14	1.484	1.027	5	No	26	1.256	0.4694	0	None	No	0.01	Param.
Combined Radium 226 + 228 (pCi/L)	HGWC-15	0.8375	0.4607	5	No	26	0.6491	0.3866	0	None	No	0.01	Param.
Combined Radium 226 + 228 (pCi/L)	HGWC-16	0.8679	0.4827	5	No	26	0.6753	0.3952	0	None	No	0.01	Param.
Combined Radium 226 + 228 (pCi/L)	HGWC-17	0.9508	0.6498	5	No	26	0.8003	0.3088	0	None	No	0.01	Param.
Combined Radium 226 + 228 (pCi/L)	HGWC-18	2.051	1.469	5	No	26	1.76	0.597	0	None	No	0.01	Param.
Combined Radium 226 + 228 (pCi/L)	MW-21D	0.8891	0.3828	5	No	16	0.6679	0.4367	0	None	sqrt(x)	0.01	Param.
Combined Radium 226 + 228 (pCi/L)	MW-22	0.9418	0.4128	5	No	15	0.6773	0.3903	0	None	No	0.01	Param.
Combined Radium 226 + 228 (pCi/L)	MW-23D	0.9606	0.4809	5	No	15	0.7207	0.3539	0	None	No	0.01	Param.
Combined Radium 226 + 228 (pCi/L)	MW-33	2.005	0.8739	5	No	12	1.44	0.7208	0	None	No	0.01	Param.
Combined Radium 226 + 228 (pCi/L)	MW-34D	1.017	0.4125	5	No	9	0.7148	0.3131	0	None	No	0.01	Param.
Combined Radium 226 + 228 (pCi/L)	MW-35	2.175	0.8593	5	No	11	1.54	0.8881	0	None	sqrt(x)	0.01	Param.
Combined Radium 226 + 228 (pCi/L)	MW-37D	1.102	0.2704	5	No	11	0.6863	0.499	0	None	No	0.01	Param.
Combined Radium 226 + 228 (pCi/L)	MW-51	1.02	0.431	5	No	7	0.743	0.2689	0	None	No	0.008	NP (normality)
Fluoride (mg/L)	HGWC-14	0.1639	0.07972	4	No	27	0.1632	0.1452	18.52	Kaplan-Meier	ln(x)	0.01	Param.
Fluoride (mg/L)	HGWC-15	0.12	0.086	4	No	27	0.1319	0.1095	37.04	None	No	0.01	NP (normality)
Fluoride (mg/L)	HGWC-16	0.1078	0.04462	4	No	27	0.1392	0.1124	48.15	Kaplan-Meier	ln(x)	0.01	Param.
Fluoride (mg/L)	HGWC-17	0.1298	0.05855	4	No	27	0.1999	0.1996	25.93	Kaplan-Meier	ln(x)	0.01	Param.
Fluoride (mg/L)	HGWC-18	0.5727	0.3613	4	No	27	0.467	0.2216	3.704	None	No	0.01	Param.
Fluoride (mg/L)	MW-21D	0.1	0.078	4	No	16	0.09275	0.01649	75	None	No	0.01	NP (NDs)
Fluoride (mg/L)	MW-22	0.13	0.064	4	No	15	0.1048	0.05207	60	None	No	0.01	NP (NDs)
Fluoride (mg/L)	MW-23D	0.14	0.074	4	No	15	0.098	0.02613	60	None	No	0.01	NP (NDs)
Fluoride (mg/L)	MW-33	0.2788	0.1312	4	No	13	0.205	0.09928	0	None	No	0.01	Param.
Fluoride (mg/L)	MW-34D	0.09102	0.06069	4	No	9	0.08122	0.01814	22.22	Kaplan-Meier	No	0.01	Param.
Fluoride (mg/L)	MW-35	0.1149	0.05781	4	No	11	0.08636	0.03426	9.091	None	No	0.01	Param.
Fluoride (mg/L)	MW-37D	0.09389	0.05847	4	No	11	0.07618	0.02125	0	None	No	0.01	Param.
Fluoride (mg/L)	MW-51	0.1616	0.06987	4	No	7	0.1157	0.0386	0	None	No	0.01	Param.
Lead (mg/L)	HGWC-14	0.001609	0.0012	0.015	No	24	0.001405	0.000401	8.333	None	No	0.01	Param.
Lead (mg/L)	HGWC-15	0.001	0.001	0.015	No	24	0.000851	0.0003411	79.17	None	No	0.01	NP (NDs)
Lead (mg/L)	HGWC-16	0.001	0.0001	0.015	No	24	0.0006676	0.0004392	62.5	None	No	0.01	NP (NDs)
Lead (mg/L)	HGWC-17	0.001	0.0001	0.015	No	24	0.0006506	0.0004311	58.33	None	No	0.01	NP (NDs)
Lead (mg/L)	HGWC-18	0.001346	0.001006	0.015	No	24	0.001176	0.000333	8.333	None	No	0.01	Param.

Confidence Interval Summary Table - All Results

Plant Hammond Client: Southern Company Data: Hammond AP-2 Printed 10/21/2024, 3:10 PM

Constituent	Well	Upper Lim.	Lower Lim.	Compliance	Sig.	N	Mean	Std. Dev.	%NDs	ND Adj.	Transform	Alpha	Method
Lead (mg/L)	MW-21D	0.001	0.000073	0.015	No	16	0.0008018	0.0003795	75	None	No	0.01	NP (NDs)
Lead (mg/L)	MW-22	0.001	0.0001	0.015	No	15	0.0008153	0.0003825	80	None	No	0.01	NP (NDs)
Lead (mg/L)	MW-23D	0.001	0.00016	0.015	No	15	0.0008807	0.0003154	86.67	None	No	0.01	NP (NDs)
Lead (mg/L)	MW-33	0.001674	0.0009477	0.015	No	12	0.001487	0.0004268	16.67	Kaplan-Meier	No	0.01	Param.
Lead (mg/L)	MW-34D	0.001	0.00087	0.015	No	9	0.0009856	0.00004333	88.89	Kaplan-Meier	No	0.002	NP (NDs)
Lead (mg/L)	MW-35	0.0007728	0.0003672	0.015	No	11	0.0007264	0.0002975	36.36	Kaplan-Meier	No	0.01	Param.
Lead (mg/L)	MW-37D	0.001	0.00039	0.015	No	11	0.0009247	0.0004053	72.73	Kaplan-Meier	No	0.006	NP (NDs)
Lithium (mg/L)	HGWC-14	0.03	0.0029	0.064	No	26	0.02896	0.005315	96.15	None	No	0.01	NP (NDs)
Lithium (mg/L)	HGWC-15	0.006779	0.002526	0.064	No	26	0.01336	0.0127	23.08	Kaplan-Meier	ln(x)	0.01	Param.
Lithium (mg/L)	HGWC-16	0.0041	0.0029	0.064	No	25	0.003892	0.002405	4	None	No	0.01	NP (normality)
Lithium (mg/L)	HGWC-17	0.03	0.0012	0.064	No	25	0.0139	0.01457	44	None	No	0.01	NP (normality)
Lithium (mg/L)	HGWC-18	0.01391	0.01178	0.064	No	25	0.01284	0.002136	0	None	No	0.01	Param.
Lithium (mg/L)	MW-21D	0.02396	0.01843	0.064	No	16	0.02088	0.004745	0	None	x^2	0.01	Param.
Lithium (mg/L)	MW-22	0.002	0.0011	0.064	No	15	0.003113	0.004832	13.33	None	No	0.01	NP (normality)
Lithium (mg/L)	MW-23D	0.0028	0.0019	0.064	No	15	0.00308	0.003317	6.667	None	No	0.01	NP (normality)
Lithium (mg/L)	MW-33	0.03	0.00086	0.064	No	11	0.006379	0.01168	18.18	None	No	0.006	NP (normality)
Lithium (mg/L)	MW-34D	0.03	0.001	0.064	No	8	0.008625	0.0132	25	None	No	0.004	NP (normality)
Lithium (mg/L)	MW-35	0.0046	0.0031	0.064	No	11	0.004773	0.003432	9.091	None	No	0.006	NP (normality)
Lithium (mg/L)	MW-37D	0.03402	0.02198	0.064	No	10	0.028	0.006749	0	None	No	0.01	Param.
Lithium (mg/L)	MW-51	0.015	0.00098	0.064	No	7	0.003397	0.005133	14.29	None	No	0.008	NP (normality)
Mercury (mg/L)	HGWC-18	0.0002	0.00008	0.002	No	17	0.0001618	0.00006187	70.59	None	No	0.01	NP (NDs)
Mercury (mg/L)	MW-22	0.0002	0.00016	0.002	No	9	0.0001956	0.00001333	88.89	None	No	0.002	NP (NDs)
Mercury (mg/L)	MW-23D	0.0002	0.00017	0.002	No	9	0.0001967	0.00001	88.89	None	No	0.002	NP (NDs)
Mercury (mg/L)	MW-35	0.00084	0.00014	0.002	No	7	0.0002743	0.0002511	57.14	None	No	0.008	NP (NDs)
Mercury (mg/L)	MW-51	0.0002	0.00013	0.002	No	6	0.0001883	0.00002858	83.33	None	No	0.0155	NP (NDs)
Molybdenum (mg/L)	HGWC-15	0.01	0.0007	0.1	No	24	0.009612	0.001898	95.83	None	No	0.01	NP (NDs)
Molybdenum (mg/L)	MW-21D	0.02797	0.0171	0.1	No	16	0.02294	0.009059	0	None	sqrt(x)	0.01	Param.
Molybdenum (mg/L)	MW-22	0.01	0.00013	0.1	No	15	0.009342	0.002548	93.33	None	No	0.01	NP (NDs)
Molybdenum (mg/L)	MW-23D	0.004164	0.002903	0.1	No	15	0.003533	0.0009302	6.667	None	No	0.01	Param.
Molybdenum (mg/L)	MW-37D	0.01658	0.003061	0.1	No	10	0.00982	0.007575	0	None	No	0.01	Param.
Selenium (mg/L)	HGWC-14	0.01111	0.005972	0.05	No	26	0.008543	0.005276	0	None	No	0.01	Param.
Selenium (mg/L)	HGWC-15	0.005	0.0041	0.05	No	26	0.004504	0.001317	84.62	None	No	0.01	NP (NDs)
Selenium (mg/L)	HGWC-16	0.005	0.000089	0.05	No	26	0.004811	0.0009631	96.15	None	No	0.01	NP (NDs)
Selenium (mg/L)	HGWC-17	0.005	0.0023	0.05	No	26	0.004569	0.001257	88.46	None	No	0.01	NP (NDs)
Selenium (mg/L)	HGWC-18	0.0309	0.01359	0.05	No	26	0.02492	0.02078	3.846	None	sqrt(x)	0.01	Param.
Selenium (mg/L)	MW-22	0.005	0.002	0.05	No	15	0.0048	0.0007746	93.33	None	No	0.01	NP (NDs)
Selenium (mg/L)	MW-33	0.02002	0.007392	0.05	No	12	0.01433	0.0103	0	None	x^(1/3)	0.01	Param.
Selenium (mg/L)	MW-34D	0.005	0.001	0.05	No	9	0.0039	0.001693	66.67	None	No	0.002	NP (NDs)
Selenium (mg/L)	MW-35	0.01622	0.006105	0.05	No	11	0.01194	0.00912	0	None	ln(x)	0.01	Param.
Selenium (mg/L)	MW-51	0.003388	0.001292	0.05	No	7	0.0031	0.001528	28.57	Kaplan-Meier	No	0.01	Param.
Thallium (mg/L)	HGWC-14	0.000306	0.00027	0.002	No	26	0.0003129	0.00007216	7.692	None	No	0.01	NP (normality)
Thallium (mg/L)	HGWC-15	0.001	0.00022	0.002	No	26	0.00097	0.000153	96.15	None	No	0.01	NP (NDs)
Thallium (mg/L)	HGWC-17	0.001	0.00014	0.002	No	26	0.0007327	0.0004098	69.23	None	No	0.01	NP (NDs)
Thallium (mg/L)	HGWC-18	0.001	0.00019	0.002	No	26	0.0006165	0.0004228	53.85	None	No	0.01	NP (NDs)
Thallium (mg/L)	MW-33	0.001	0.00022	0.002	No	12	0.0004583	0.0003302	25	None	No	0.01	NP (normality)
Thallium (mg/L)	MW-34D	0.001	0.00015	0.002	No	9	0.0009056	0.0002833	88.89	None	No	0.002	NP (NDs)
Thallium (mg/L)	MW-35	0.001	0.001	0.002	No	11	0.0009209	0.0002623	90.91	None	No	0.006	NP (NDs)

Sanitas™ v.10.0.20 Software licensed to Groundwater Stats Consulting. UG

Non-Parametric Confidence Interval

Compliance Limit is not exceeded. Per-well alpha = 0.01 except as noted.

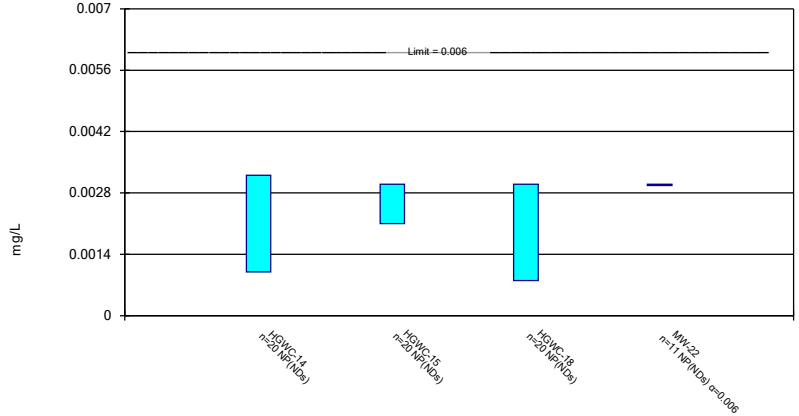

Constituent: Antimony Analysis Run 10/21/2024 3:08 PM View: Appendix IV - Confidence Intervals

Plant Hammond Client: Southern Company Data: Hammond AP-2

Sanitas™ v.10.0.20 Software licensed to Groundwater Stats Consulting. UG

Non-Parametric Confidence Interval

Compliance Limit is not exceeded.

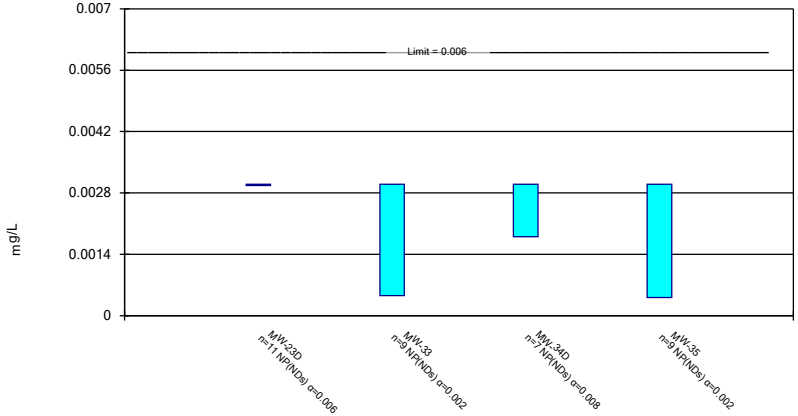

Constituent: Antimony Analysis Run 10/21/2024 3:08 PM View: Appendix IV - Confidence Intervals

Plant Hammond Client: Southern Company Data: Hammond AP-2

Sanitas™ v.10.0.20 Software licensed to Groundwater Stats Consulting. UG

Non-Parametric Confidence Interval

Compliance Limit is not exceeded.

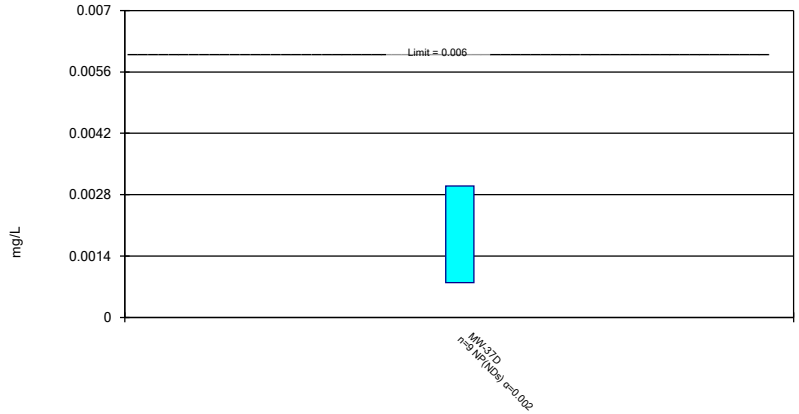

Constituent: Antimony Analysis Run 10/21/2024 3:08 PM View: Appendix IV - Confidence Intervals

Plant Hammond Client: Southern Company Data: Hammond AP-2

Sanitas™ v.10.0.20 Software licensed to Groundwater Stats Consulting. UG

Parametric and Non-Parametric (NP) Confidence Interval

Compliance Limit is not exceeded. Per-well alpha = 0.01. Normality Test: Shapiro Wilk, alpha based on n.

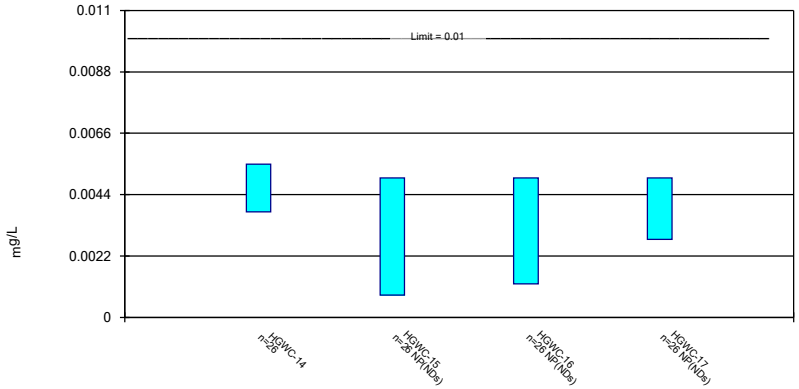

Constituent: Arsenic Analysis Run 10/21/2024 3:08 PM View: Appendix IV - Confidence Intervals

Plant Hammond Client: Southern Company Data: Hammond AP-2

Sanitas™ v.10.0.20 Software licensed to Groundwater Stats Consulting. UG

Parametric and Non-Parametric (NP) Confidence Interval

Compliance Limit is not exceeded. Per-well alpha = 0.01. Normality Test: Shapiro Wilk, alpha based on n.

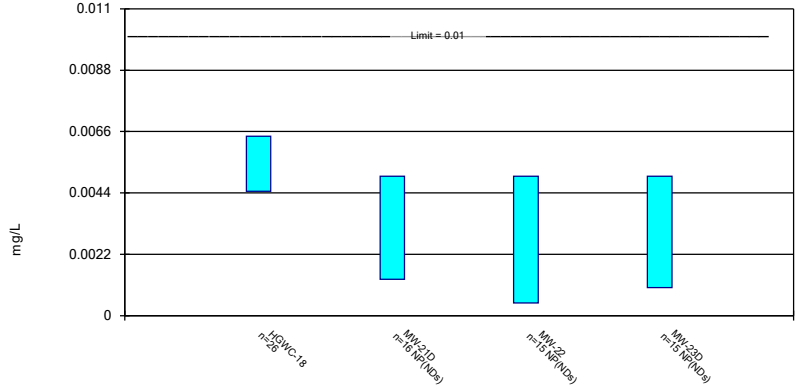

Constituent: Arsenic Analysis Run 10/21/2024 3:08 PM View: Appendix IV - Confidence Intervals

Plant Hammond Client: Southern Company Data: Hammond AP-2

Sanitas™ v.10.0.20 Software licensed to Groundwater Stats Consulting. UG

Parametric and Non-Parametric (NP) Confidence Interval

Compliance Limit is not exceeded. Per-well alpha = 0.01 except as noted. Normality Test: Shapiro Wilk, alpha based on n.

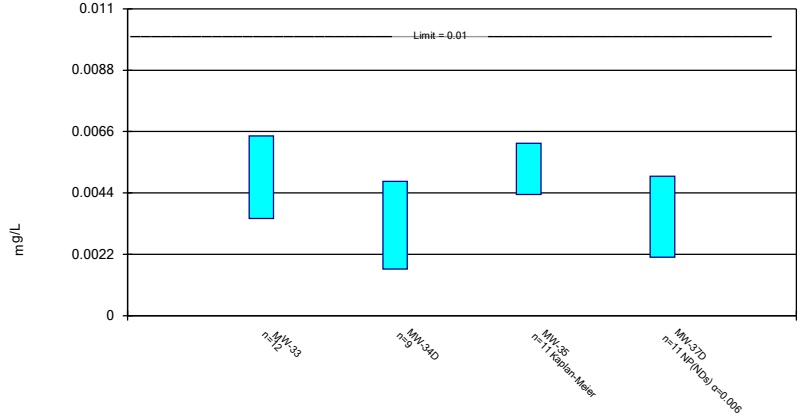

Constituent: Arsenic Analysis Run 10/21/2024 3:08 PM View: Appendix IV - Confidence Intervals

Plant Hammond Client: Southern Company Data: Hammond AP-2

Sanitas™ v.10.0.20 Software licensed to Groundwater Stats Consulting. UG

Parametric Confidence Interval

Compliance Limit is not exceeded. Per-well alpha = 0.01. Normality Test: Shapiro Wilk, alpha based on n.

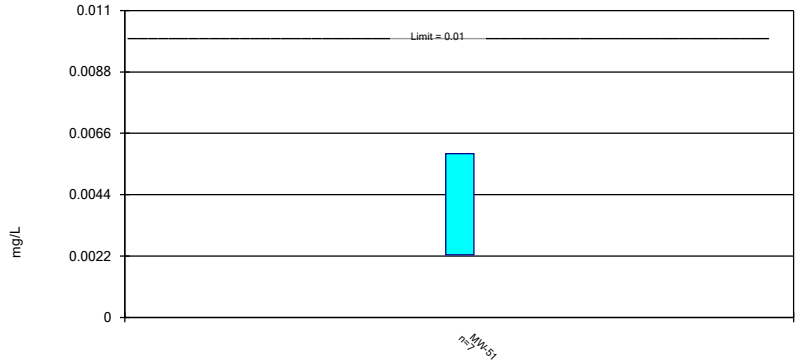

Constituent: Arsenic Analysis Run 10/21/2024 3:08 PM View: Appendix IV - Confidence Intervals

Plant Hammond Client: Southern Company Data: Hammond AP-2

Sanitas™ v.10.0.20 Software licensed to Groundwater Stats Consulting. UG

Parametric and Non-Parametric (NP) Confidence Interval

Compliance Limit is not exceeded. Per-well alpha = 0.01. Normality Test: Shapiro Wilk, alpha based on n.

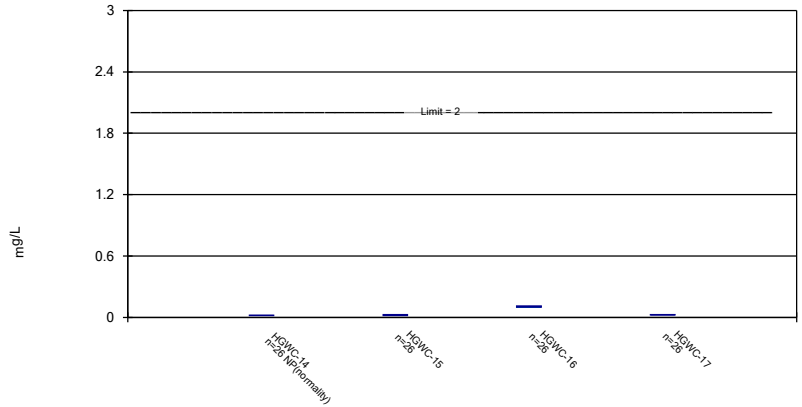

Constituent: Barium Analysis Run 10/21/2024 3:08 PM View: Appendix IV - Confidence Intervals

Plant Hammond Client: Southern Company Data: Hammond AP-2

Sanitas™ v.10.0.20 Software licensed to Groundwater Stats Consulting. UG

Parametric and Non-Parametric (NP) Confidence Interval

Compliance Limit is not exceeded. Per-well alpha = 0.01. Normality Test: Shapiro Wilk, alpha based on n.

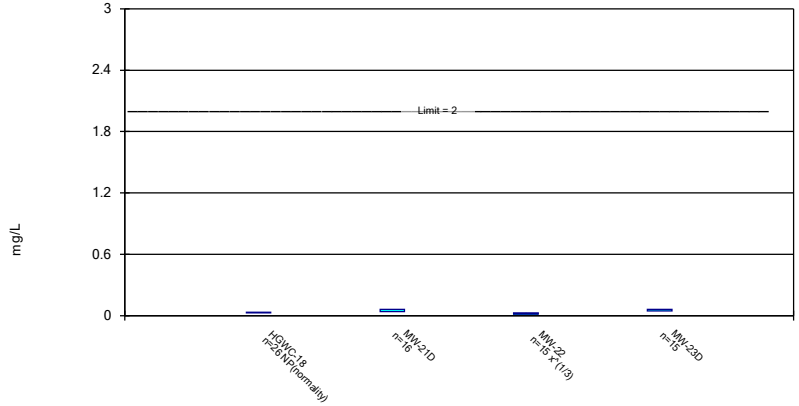

Constituent: Barium Analysis Run 10/21/2024 3:08 PM View: Appendix IV - Confidence Intervals

Plant Hammond Client: Southern Company Data: Hammond AP-2

Sanitas™ v.10.0.20 Software licensed to Groundwater Stats Consulting. UG

Parametric Confidence Interval

Compliance Limit is not exceeded. Per-well alpha = 0.01. Normality Test: Shapiro Wilk, alpha based on n.

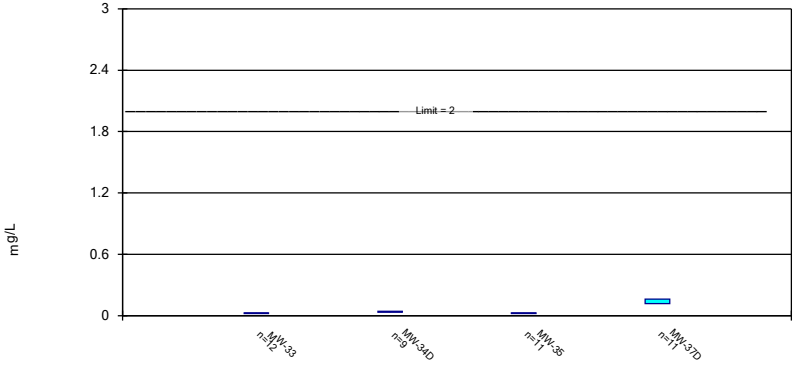

Constituent: Barium Analysis Run 10/21/2024 3:08 PM View: Appendix IV - Confidence Intervals

Plant Hammond Client: Southern Company Data: Hammond AP-2

Sanitas™ v.10.0.20 Software licensed to Groundwater Stats Consulting. UG

Non-Parametric Confidence Interval

Compliance Limit is not exceeded.



Constituent: Barium Analysis Run 10/21/2024 3:08 PM View: Appendix IV - Confidence Intervals

Plant Hammond Client: Southern Company Data: Hammond AP-2

Sanitas™ v.10.0.20 Software licensed to Groundwater Stats Consulting. UG

Parametric and Non-Parametric (NP) Confidence Interval

Compliance Limit is not exceeded. Per-well alpha = 0.01. Normality Test: Shapiro Wilk, alpha based on n.

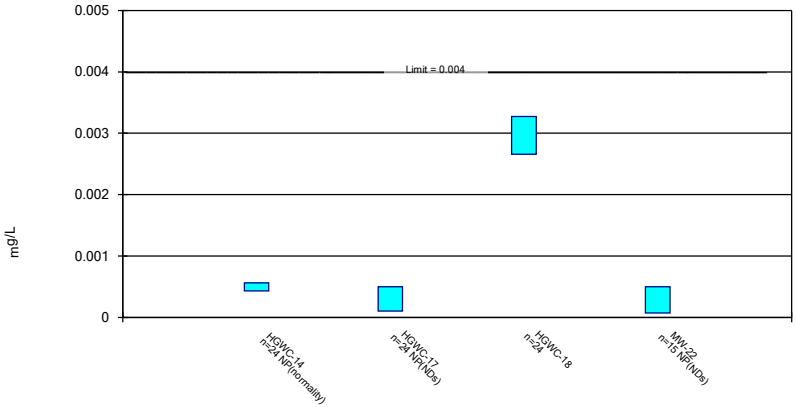

Constituent: Beryllium Analysis Run 10/21/2024 3:08 PM View: Appendix IV - Confidence Intervals

Plant Hammond Client: Southern Company Data: Hammond AP-2

Sanitas™ v.10.0.20 Software licensed to Groundwater Stats Consulting. UG

Parametric and Non-Parametric (NP) Confidence Interval

Compliance Limit is not exceeded. Per-well alpha = 0.01 except as noted. Normality Test: Shapiro Wilk, alpha based on n.

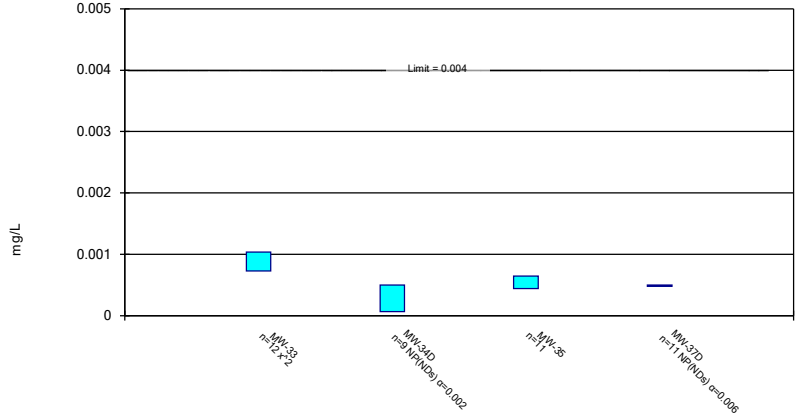

Constituent: Beryllium Analysis Run 10/21/2024 3:08 PM View: Appendix IV - Confidence Intervals

Plant Hammond Client: Southern Company Data: Hammond AP-2

Sanitas™ v.10.0.20 Software licensed to Groundwater Stats Consulting. UG

Parametric Confidence Interval

Compliance Limit is not exceeded. Per-well alpha = 0.01. Normality Test: Shapiro Wilk, alpha based on n.

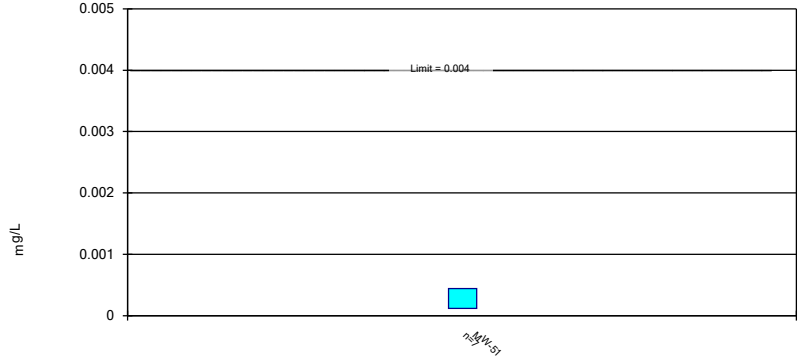

Constituent: Beryllium Analysis Run 10/21/2024 3:08 PM View: Appendix IV - Confidence Intervals

Plant Hammond Client: Southern Company Data: Hammond AP-2

Sanitas™ v.10.0.20 Software licensed to Groundwater Stats Consulting. UG

Parametric and Non-Parametric (NP) Confidence Interval

Compliance Limit is not exceeded. Per-well alpha = 0.01. Normality Test: Shapiro Wilk, alpha based on n.

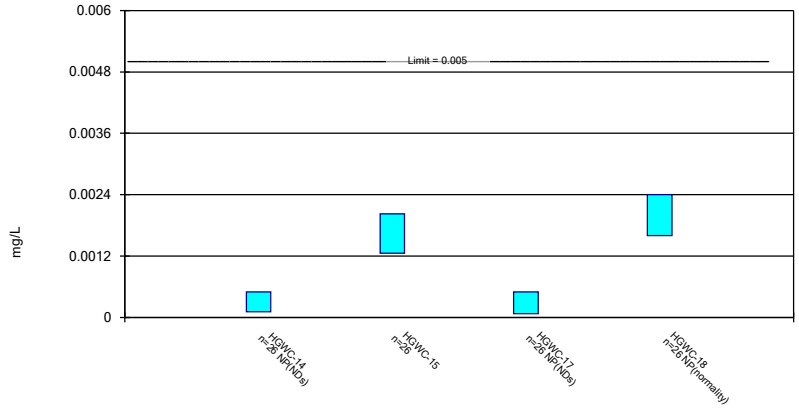

Constituent: Cadmium Analysis Run 10/21/2024 3:08 PM View: Appendix IV - Confidence Intervals

Plant Hammond Client: Southern Company Data: Hammond AP-2

Sanitas™ v.10.0.20 Software licensed to Groundwater Stats Consulting. UG

Parametric and Non-Parametric (NP) Confidence Interval

Compliance Limit is not exceeded. Per-well alpha = 0.01. Normality Test: Shapiro Wilk, alpha based on n.

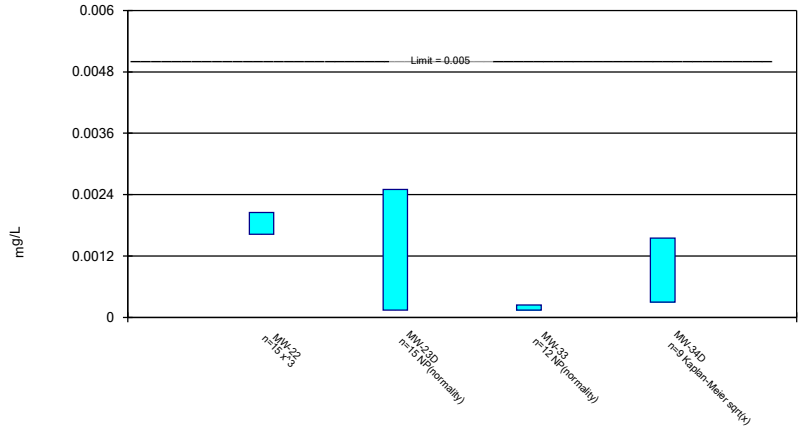

Constituent: Cadmium Analysis Run 10/21/2024 3:08 PM View: Appendix IV - Confidence Intervals

Plant Hammond Client: Southern Company Data: Hammond AP-2

Sanitas™ v.10.0.20 Software licensed to Groundwater Stats Consulting. UG

Parametric Confidence Interval

Compliance Limit is not exceeded. Per-well alpha = 0.01. Normality Test: Shapiro Wilk, alpha based on n.

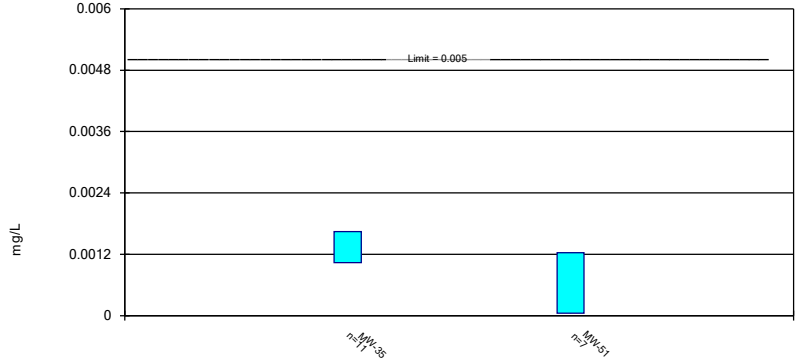

Constituent: Cadmium Analysis Run 10/21/2024 3:08 PM View: Appendix IV - Confidence Intervals
Plant Hammond Client: Southern Company Data: Hammond AP-2

Sanitas™ v.10.0.20 Software licensed to Groundwater Stats Consulting. UG

Non-Parametric Confidence Interval

Compliance Limit is not exceeded. Per-well alpha = 0.01.

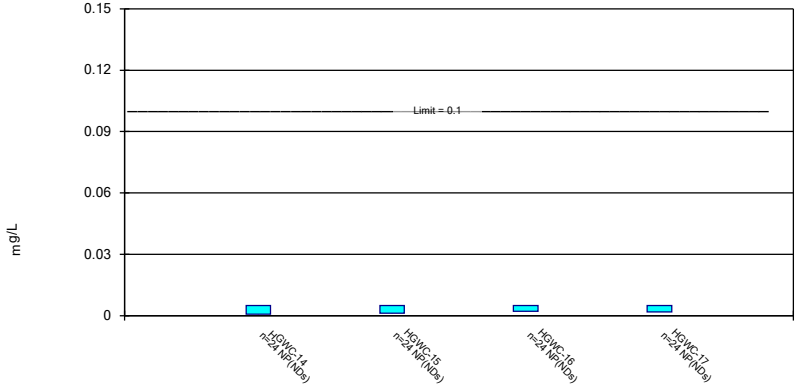

Constituent: Chromium Analysis Run 10/21/2024 3:08 PM View: Appendix IV - Confidence Intervals
Plant Hammond Client: Southern Company Data: Hammond AP-2

Sanitas™ v.10.0.20 Software licensed to Groundwater Stats Consulting. UG

Non-Parametric Confidence Interval

Compliance Limit is not exceeded. Per-well alpha = 0.01.

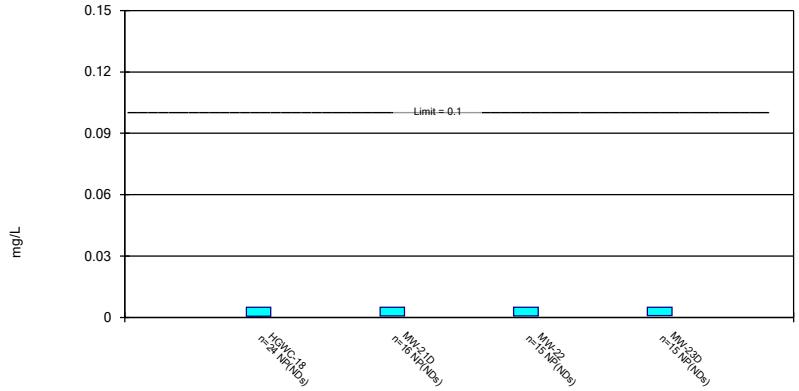

Constituent: Chromium Analysis Run 10/21/2024 3:08 PM View: Appendix IV - Confidence Intervals
Plant Hammond Client: Southern Company Data: Hammond AP-2

Sanitas™ v.10.0.20 Software licensed to Groundwater Stats Consulting. UG

Non-Parametric Confidence Interval

Compliance Limit is not exceeded. Per-well alpha = 0.01 except as noted.

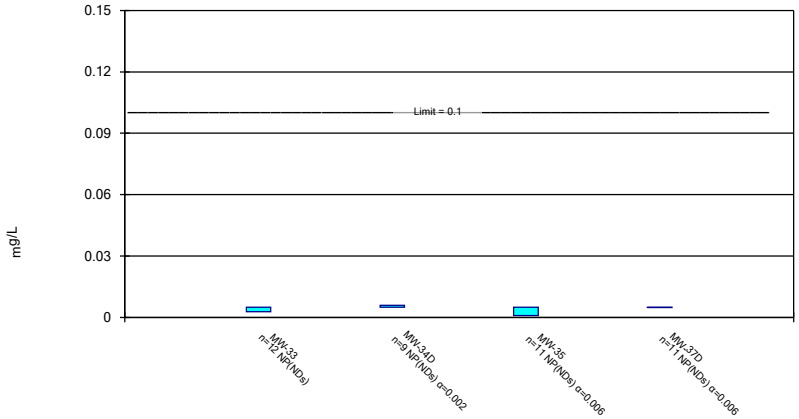

Constituent: Chromium Analysis Run 10/21/2024 3:08 PM View: Appendix IV - Confidence Intervals
Plant Hammond Client: Southern Company Data: Hammond AP-2

Sanitas™ v.10.0.20 Software licensed to Groundwater Stats Consulting. UG

Parametric and Non-Parametric (NP) Confidence Interval

Compliance Limit is not exceeded. Per-well alpha = 0.01. Normality Test: Shapiro Wilk, alpha based on n.

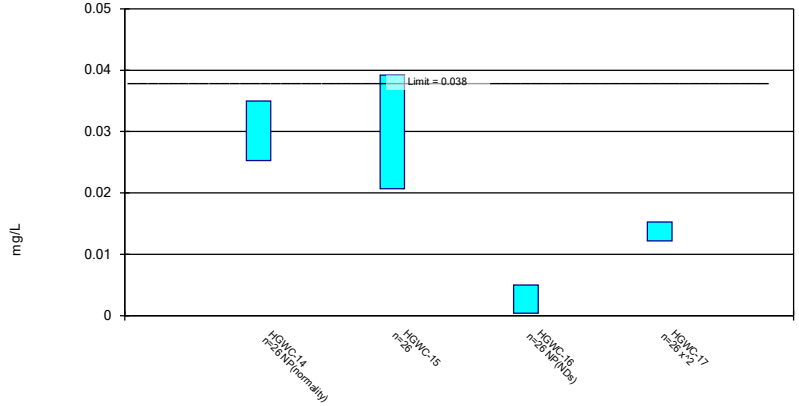

Constituent: Cobalt Analysis Run 10/21/2024 3:08 PM View: Appendix IV - Confidence Intervals

Plant Hammond Client: Southern Company Data: Hammond AP-2

Sanitas™ v.10.0.20 Software licensed to Groundwater Stats Consulting. UG

Parametric and Non-Parametric (NP) Confidence Interval

Compliance limit is exceeded.* Per-well alpha = 0.01. Normality Test: Shapiro Wilk, alpha based on n.

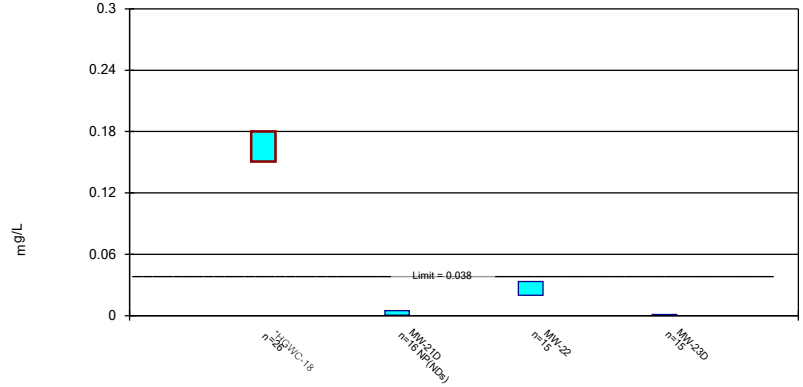

Constituent: Cobalt Analysis Run 10/21/2024 3:08 PM View: Appendix IV - Confidence Intervals

Plant Hammond Client: Southern Company Data: Hammond AP-2

Sanitas™ v.10.0.20 Software licensed to Groundwater Stats Consulting. UG

Parametric and Non-Parametric (NP) Confidence Interval

Compliance limit is exceeded.* Per-well alpha = 0.01 except as noted. Normality Test: Shapiro Wilk, alpha based on n.

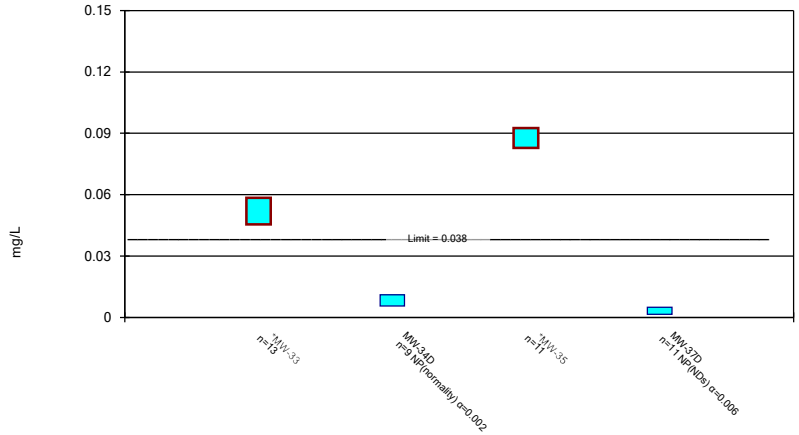

Constituent: Cobalt Analysis Run 10/21/2024 3:08 PM View: Appendix IV - Confidence Intervals

Plant Hammond Client: Southern Company Data: Hammond AP-2

Sanitas™ v.10.0.20 Software licensed to Groundwater Stats Consulting. UG

Parametric Confidence Interval

Compliance Limit is not exceeded. Per-well alpha = 0.01. Normality Test: Shapiro Wilk, alpha based on n.

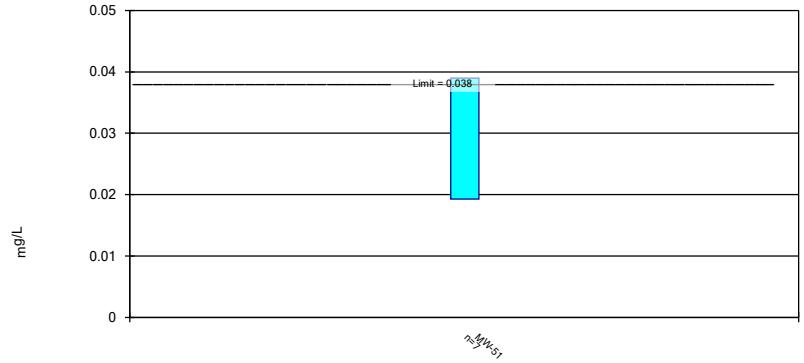

Constituent: Cobalt Analysis Run 10/21/2024 3:08 PM View: Appendix IV - Confidence Intervals

Plant Hammond Client: Southern Company Data: Hammond AP-2

Sanitas™ v.10.0.20 Software licensed to Groundwater Stats Consulting. UG

Parametric Confidence Interval

Compliance Limit is not exceeded. Per-well alpha = 0.01. Normality Test: Shapiro Wilk, alpha based on n.

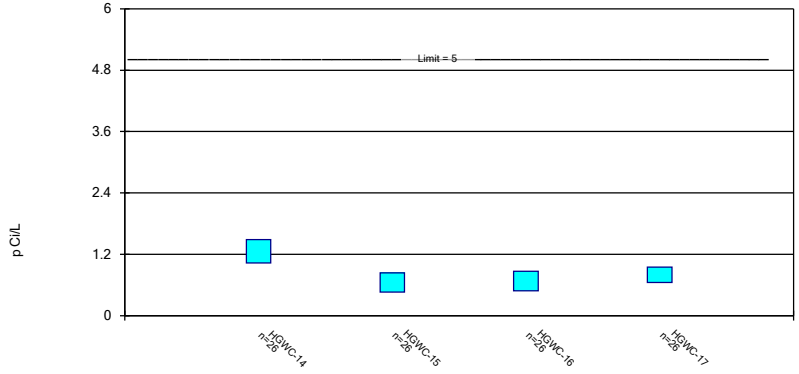

Constituent: Combined Radium 226 + 228 Analysis Run 10/21/2024 3:08 PM View: Appendix IV - Confide

Plant Hammond Client: Southern Company Data: Hammond AP-2

Sanitas™ v.10.0.20 Software licensed to Groundwater Stats Consulting. UG

Parametric Confidence Interval

Compliance Limit is not exceeded. Per-well alpha = 0.01. Normality Test: Shapiro Wilk, alpha based on n.

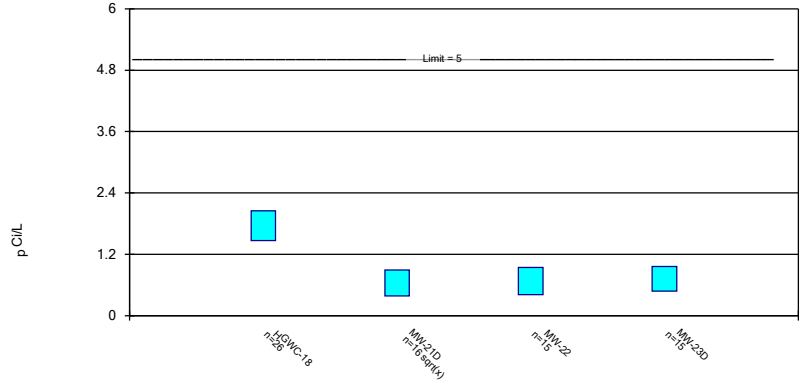

Constituent: Combined Radium 226 + 228 Analysis Run 10/21/2024 3:08 PM View: Appendix IV - Confide

Plant Hammond Client: Southern Company Data: Hammond AP-2

Sanitas™ v.10.0.20 Software licensed to Groundwater Stats Consulting. UG

Parametric Confidence Interval

Compliance Limit is not exceeded. Per-well alpha = 0.01. Normality Test: Shapiro Wilk, alpha based on n.

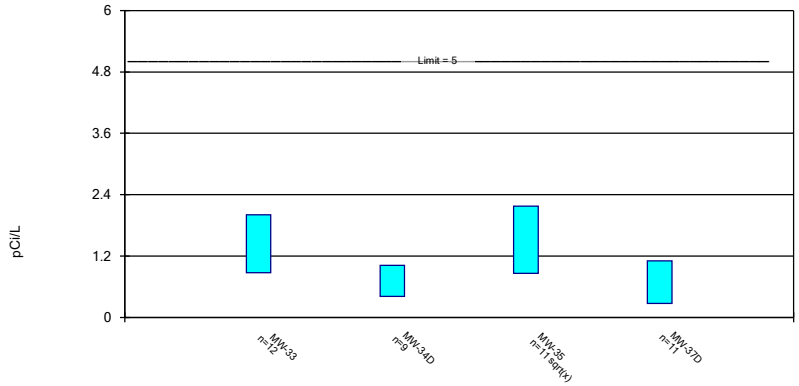

Constituent: Combined Radium 226 + 228 Analysis Run 10/21/2024 3:08 PM View: Appendix IV - Confide

Plant Hammond Client: Southern Company Data: Hammond AP-2

Sanitas™ v.10.0.20 Software licensed to Groundwater Stats Consulting. UG

Non-Parametric Confidence Interval

Compliance Limit is not exceeded.

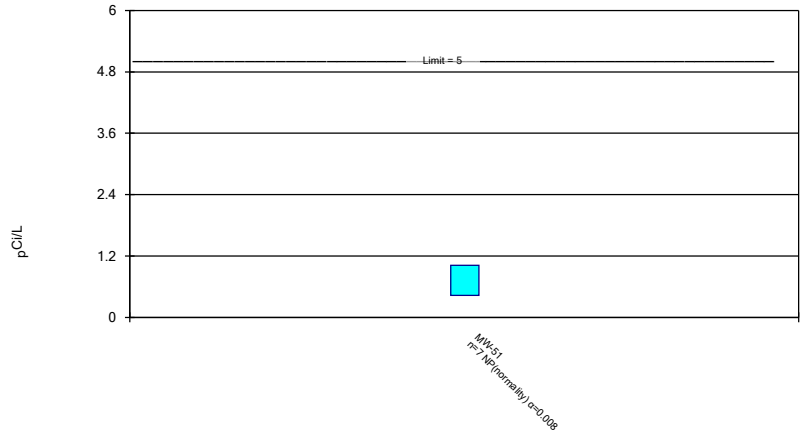

Constituent: Combined Radium 226 + 228 Analysis Run 10/21/2024 3:08 PM View: Appendix IV - Confide

Plant Hammond Client: Southern Company Data: Hammond AP-2

Sanitas™ v.10.0.20 Software licensed to Groundwater Stats Consulting. UG

Parametric and Non-Parametric (NP) Confidence Interval

Compliance Limit is not exceeded. Per-well alpha = 0.01. Normality Test: Shapiro Wilk, alpha based on n.

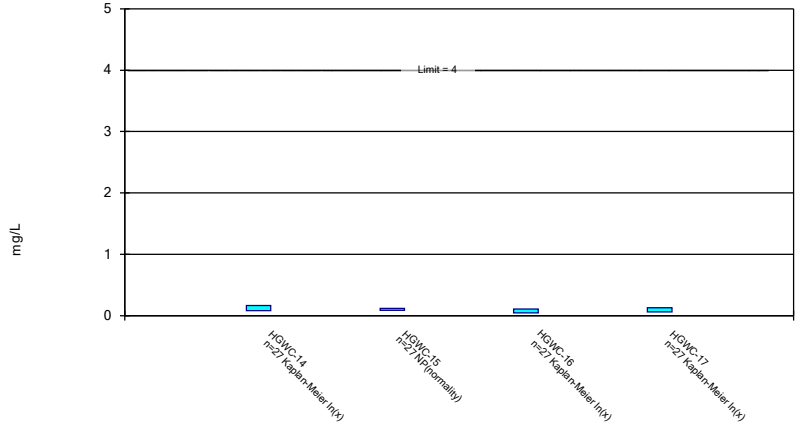

Constituent: Fluoride Analysis Run 10/21/2024 3:09 PM View: Appendix IV - Confidence Intervals

Plant Hammond Client: Southern Company Data: Hammond AP-2

Sanitas™ v.10.0.20 Software licensed to Groundwater Stats Consulting. UG

Parametric and Non-Parametric (NP) Confidence Interval

Compliance Limit is not exceeded. Per-well alpha = 0.01. Normality Test: Shapiro Wilk, alpha based on n.

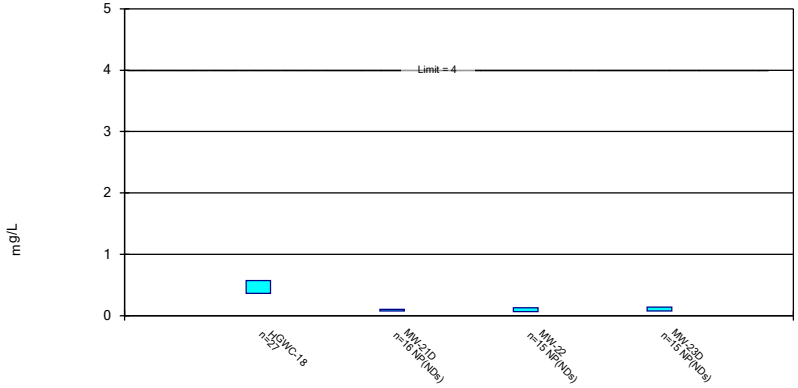

Constituent: Fluoride Analysis Run 10/21/2024 3:09 PM View: Appendix IV - Confidence Intervals

Plant Hammond Client: Southern Company Data: Hammond AP-2

Sanitas™ v.10.0.20 Software licensed to Groundwater Stats Consulting. UG

Parametric Confidence Interval

Compliance Limit is not exceeded. Per-well alpha = 0.01. Normality Test: Shapiro Wilk, alpha based on n.

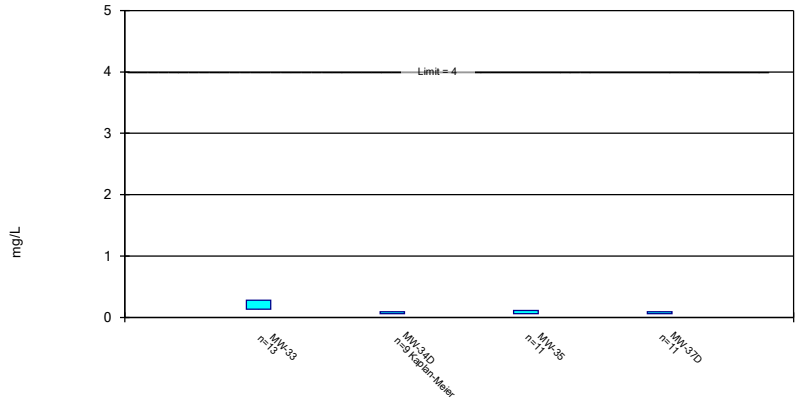

Constituent: Fluoride Analysis Run 10/21/2024 3:09 PM View: Appendix IV - Confidence Intervals

Plant Hammond Client: Southern Company Data: Hammond AP-2

Sanitas™ v.10.0.20 Software licensed to Groundwater Stats Consulting. UG

Parametric Confidence Interval

Compliance Limit is not exceeded. Per-well alpha = 0.01. Normality Test: Shapiro Wilk, alpha based on n.

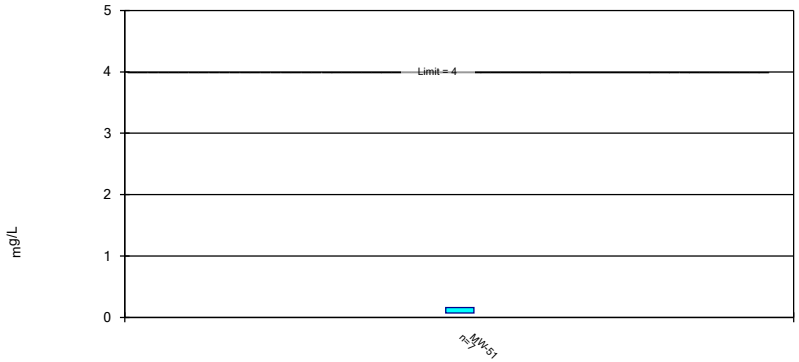

Constituent: Fluoride Analysis Run 10/21/2024 3:09 PM View: Appendix IV - Confidence Intervals

Plant Hammond Client: Southern Company Data: Hammond AP-2

Sanitas™ v.10.0.20 Software licensed to Groundwater Stats Consulting. UG

Parametric and Non-Parametric (NP) Confidence Interval

Compliance Limit is not exceeded. Per-well alpha = 0.01. Normality Test: Shapiro Wilk, alpha based on n.

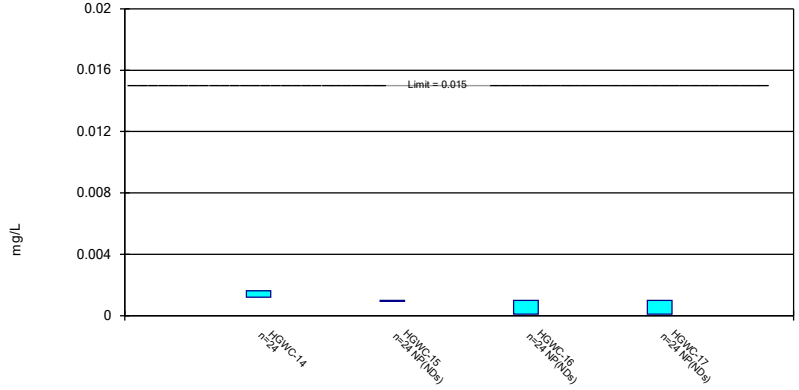

Constituent: Lead Analysis Run 10/21/2024 3:09 PM View: Appendix IV - Confidence Intervals

Plant Hammond Client: Southern Company Data: Hammond AP-2

Sanitas™ v.10.0.20 Software licensed to Groundwater Stats Consulting. UG

Parametric and Non-Parametric (NP) Confidence Interval

Compliance Limit is not exceeded. Per-well alpha = 0.01. Normality Test: Shapiro Wilk, alpha based on n.

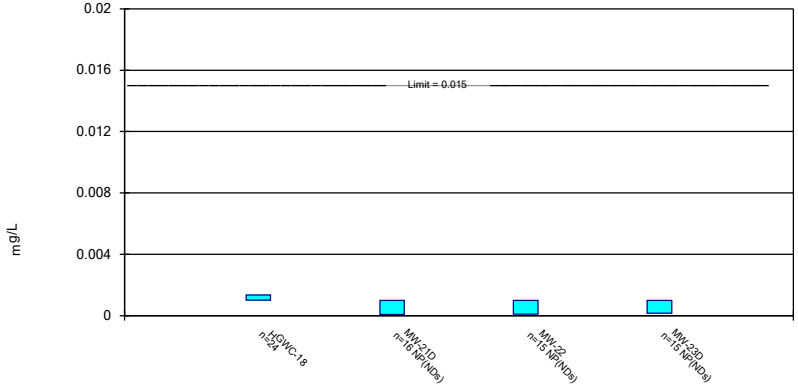

Constituent: Lead Analysis Run 10/21/2024 3:09 PM View: Appendix IV - Confidence Intervals

Plant Hammond Client: Southern Company Data: Hammond AP-2

Sanitas™ v.10.0.20 Software licensed to Groundwater Stats Consulting. UG

Parametric and Non-Parametric (NP) Confidence Interval

Compliance Limit is not exceeded. Per-well alpha = 0.01 except as noted. Normality Test: Shapiro Wilk, alpha based on n.

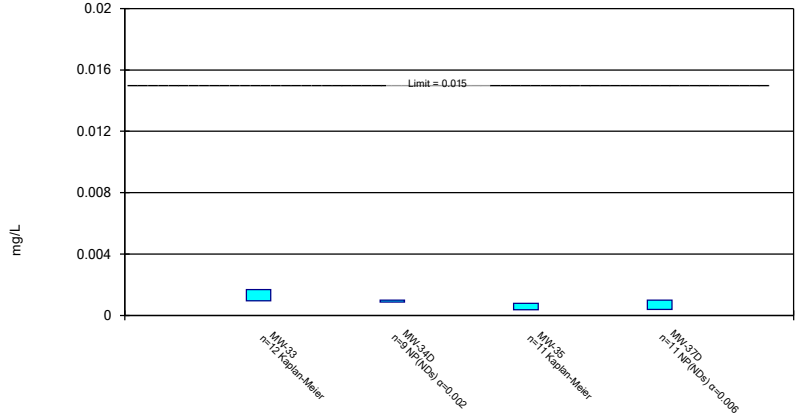

Constituent: Lead Analysis Run 10/21/2024 3:09 PM View: Appendix IV - Confidence Intervals

Plant Hammond Client: Southern Company Data: Hammond AP-2

Sanitas™ v.10.0.20 Software licensed to Groundwater Stats Consulting. UG

Parametric and Non-Parametric (NP) Confidence Interval

Compliance Limit is not exceeded. Per-well alpha = 0.01. Normality Test: Shapiro Wilk, alpha based on n.

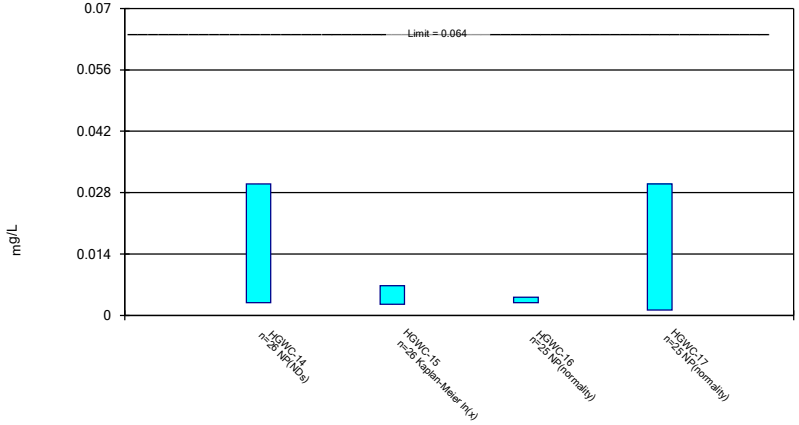

Constituent: Lithium Analysis Run 10/21/2024 3:09 PM View: Appendix IV - Confidence Intervals

Plant Hammond Client: Southern Company Data: Hammond AP-2

Sanitas™ v.10.0.20 Software licensed to Groundwater Stats Consulting. UG

Parametric and Non-Parametric (NP) Confidence Interval

Compliance Limit is not exceeded. Per-well alpha = 0.01. Normality Test: Shapiro Wilk, alpha based on n.

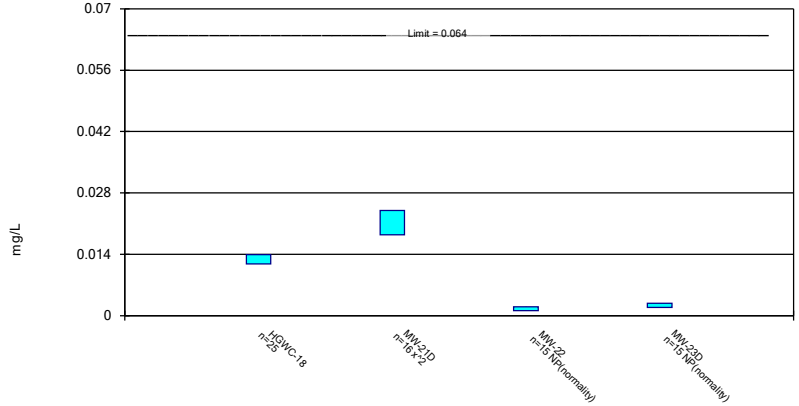

Constituent: Lithium Analysis Run 10/21/2024 3:09 PM View: Appendix IV - Confidence Intervals

Plant Hammond Client: Southern Company Data: Hammond AP-2

Sanitas™ v.10.0.20 Software licensed to Groundwater Stats Consulting. UG

Parametric and Non-Parametric (NP) Confidence Interval

Compliance Limit is not exceeded. Per-well alpha = 0.01 except as noted. Normality Test: Shapiro Wilk, alpha based on n.

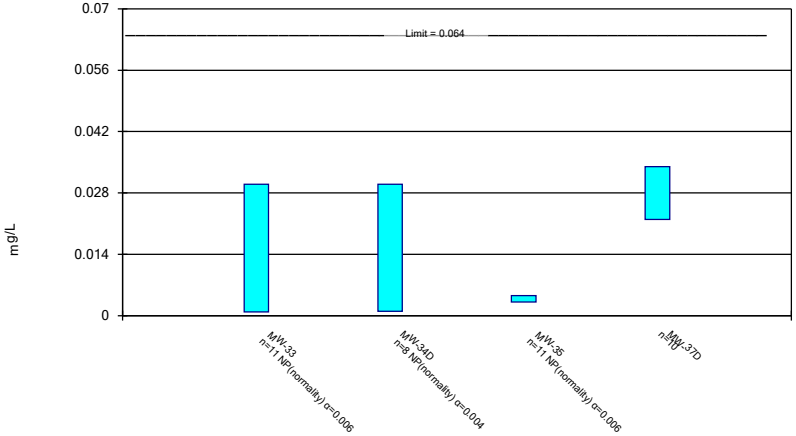

Constituent: Lithium Analysis Run 10/21/2024 3:09 PM View: Appendix IV - Confidence Intervals

Plant Hammond Client: Southern Company Data: Hammond AP-2

Sanitas™ v.10.0.20 Software licensed to Groundwater Stats Consulting. UG

Non-Parametric Confidence Interval

Compliance Limit is not exceeded.

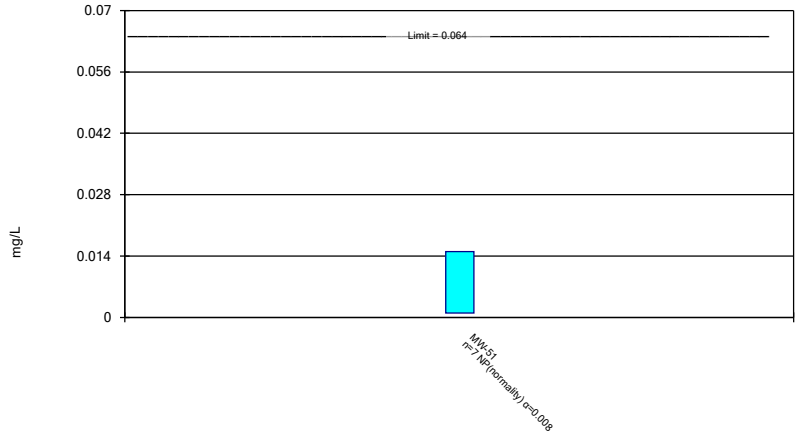

Constituent: Lithium Analysis Run 10/21/2024 3:09 PM View: Appendix IV - Confidence Intervals

Plant Hammond Client: Southern Company Data: Hammond AP-2

Sanitas™ v.10.0.20 Software licensed to Groundwater Stats Consulting. UG

Non-Parametric Confidence Interval

Compliance Limit is not exceeded. Per-well alpha = 0.01 except as noted.

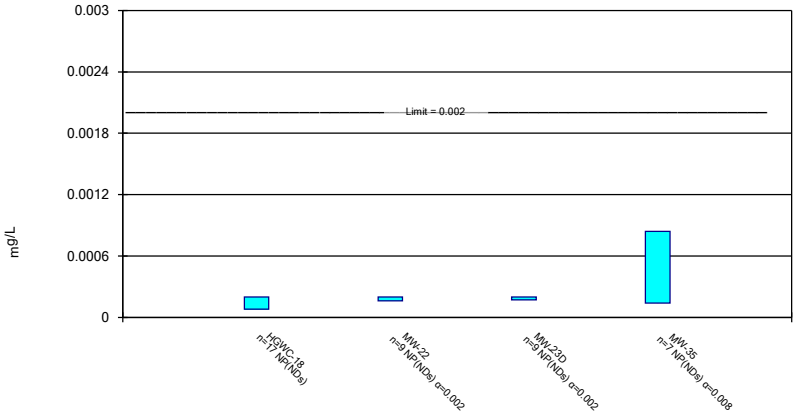

Constituent: Mercury Analysis Run 10/21/2024 3:09 PM View: Appendix IV - Confidence Intervals

Plant Hammond Client: Southern Company Data: Hammond AP-2

Sanitas™ v.10.0.20 Software licensed to Groundwater Stats Consulting. UG

Non-Parametric Confidence Interval

Compliance Limit is not exceeded.

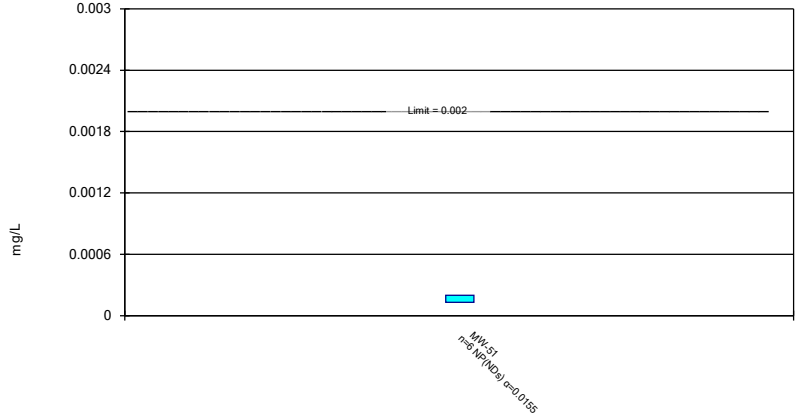

Constituent: Mercury Analysis Run 10/21/2024 3:09 PM View: Appendix IV - Confidence Intervals

Plant Hammond Client: Southern Company Data: Hammond AP-2

Sanitas™ v.10.0.20 Software licensed to Groundwater Stats Consulting. UG

Parametric and Non-Parametric (NP) Confidence Interval

Compliance Limit is not exceeded. Per-well alpha = 0.01. Normality Test: Shapiro Wilk, alpha based on n.

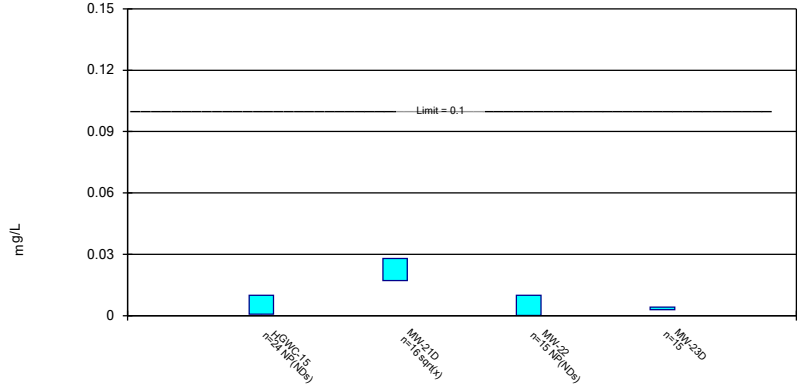

Constituent: Molybdenum Analysis Run 10/21/2024 3:09 PM View: Appendix IV - Confidence Intervals

Plant Hammond Client: Southern Company Data: Hammond AP-2

Sanitas™ v.10.0.20 Software licensed to Groundwater Stats Consulting. UG

Parametric Confidence Interval

Compliance Limit is not exceeded. Per-well alpha = 0.01. Normality Test: Shapiro Wilk, alpha based on n.

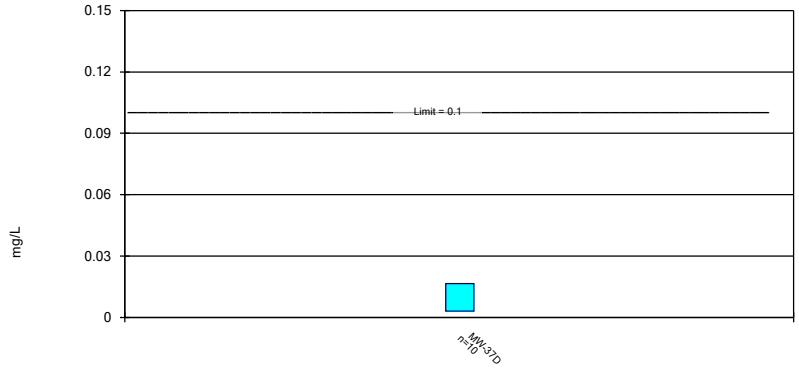

Constituent: Molybdenum Analysis Run 10/21/2024 3:09 PM View: Appendix IV - Confidence Intervals

Plant Hammond Client: Southern Company Data: Hammond AP-2

Sanitas™ v.10.0.20 Software licensed to Groundwater Stats Consulting. UG

Parametric and Non-Parametric (NP) Confidence Interval

Compliance Limit is not exceeded. Per-well alpha = 0.01. Normality Test: Shapiro Wilk, alpha based on n.

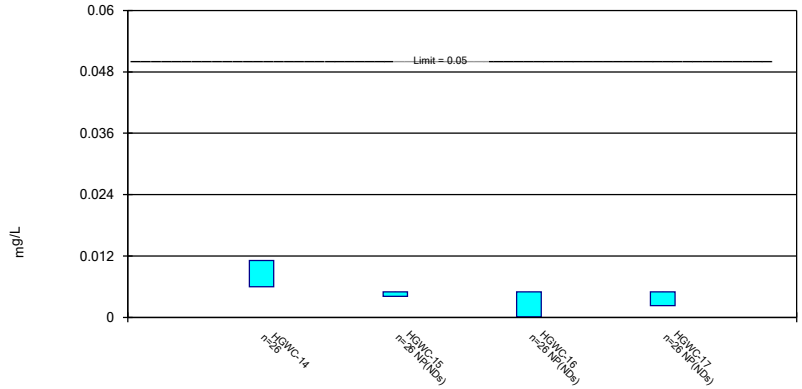

Constituent: Selenium Analysis Run 10/21/2024 3:09 PM View: Appendix IV - Confidence Intervals

Plant Hammond Client: Southern Company Data: Hammond AP-2

Sanitas™ v.10.0.20 Software licensed to Groundwater Stats Consulting. UG

Parametric and Non-Parametric (NP) Confidence Interval

Compliance Limit is not exceeded. Per-well alpha = 0.01 except as noted. Normality Test: Shapiro Wilk, alpha based on n.

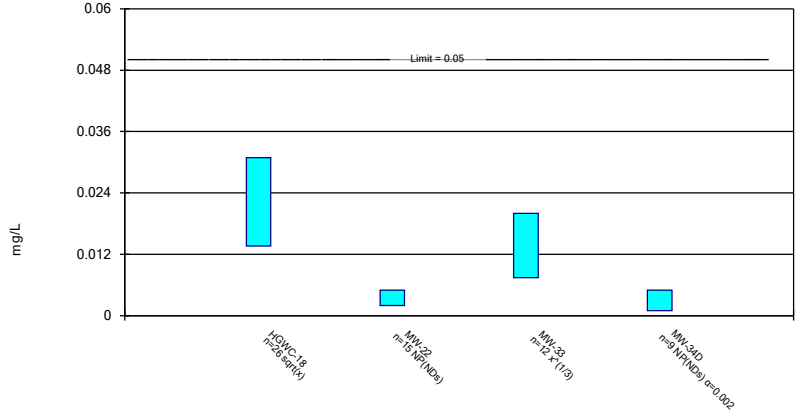

Constituent: Selenium Analysis Run 10/21/2024 3:09 PM View: Appendix IV - Confidence Intervals

Plant Hammond Client: Southern Company Data: Hammond AP-2

Sanitas™ v.10.0.20 Software licensed to Groundwater Stats Consulting. UG

Parametric Confidence Interval

Compliance Limit is not exceeded. Per-well alpha = 0.01. Normality Test: Shapiro Wilk, alpha based on n.

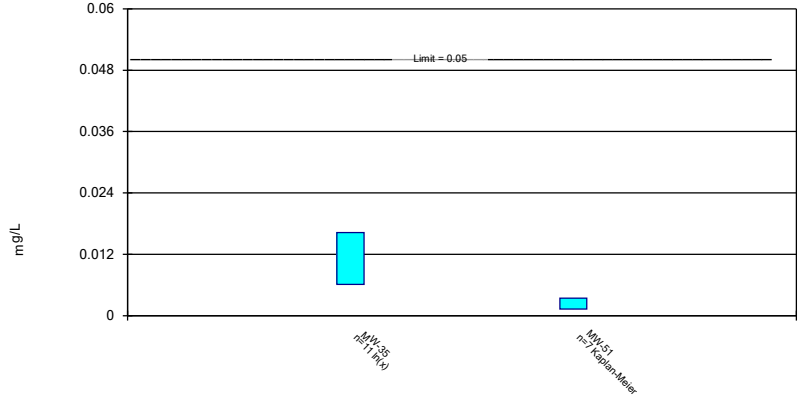

Constituent: Selenium Analysis Run 10/21/2024 3:09 PM View: Appendix IV - Confidence Intervals

Plant Hammond Client: Southern Company Data: Hammond AP-2

Sanitas™ v.10.0.20 Software licensed to Groundwater Stats Consulting. UG

Non-Parametric Confidence Interval

Compliance Limit is not exceeded. Per-well alpha = 0.01.

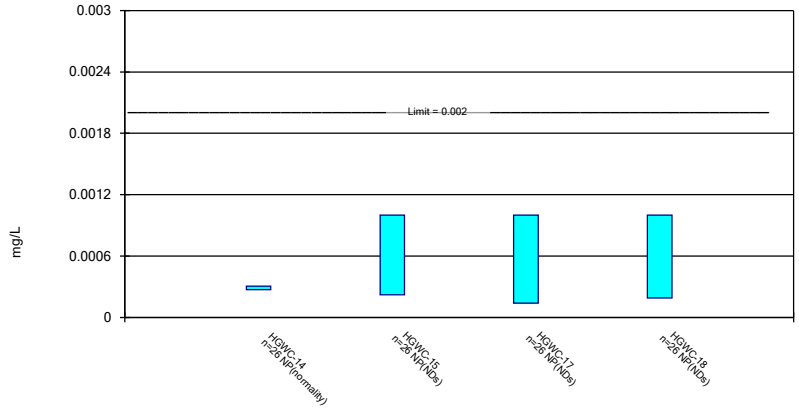

Constituent: Thallium Analysis Run 10/21/2024 3:09 PM View: Appendix IV - Confidence Intervals

Plant Hammond Client: Southern Company Data: Hammond AP-2

Sanitas™ v.10.0.20 Software licensed to Groundwater Stats Consulting. UG

Non-Parametric Confidence Interval

Compliance Limit is not exceeded. Per-well alpha = 0.01 except as noted.

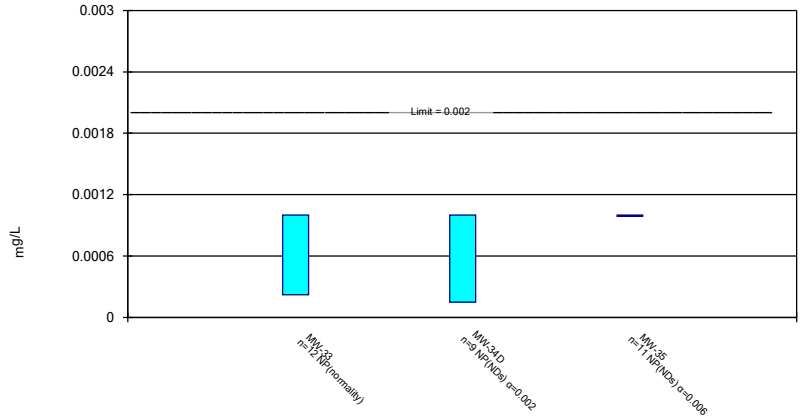

Constituent: Thallium Analysis Run 10/21/2024 3:09 PM View: Appendix IV - Confidence Intervals

Plant Hammond Client: Southern Company Data: Hammond AP-2

Confidence Interval

Constituent: Antimony (mg/L) Analysis Run 10/21/2024 3:11 PM View: Appendix IV - Confidence Intervals

Plant Hammond Client: Southern Company Data: Hammond AP-2

	HGWC-14	HGWC-15	HGWC-18	MW-22
5/23/2016	<0.003	<0.003		
5/24/2016			<0.003	
7/12/2016	0.0003 (J)	<0.003	<0.003	
9/1/2016	<0.003	<0.003	<0.003	
10/24/2016	<0.003	<0.003		
10/25/2016			<0.003	
12/7/2016	<0.003	<0.003		
12/8/2016			<0.003	
1/26/2017	<0.003	<0.003	<0.003	
3/23/2017	<0.003	<0.003	<0.003	
5/24/2017	<0.003	<0.003		
5/25/2017			<0.003	
4/3/2018		<0.003	<0.003	
4/4/2018	<0.003			
3/14/2019	<0.003	<0.003	<0.003	
3/15/2019				<0.003
3/2/2020				<0.003
3/3/2020	<0.003	<0.003	<0.003	
2/11/2021	0.00043 (J)		<0.003	
2/12/2021		<0.003		
2/15/2021				<0.003
3/16/2021		<0.003		
3/17/2021	<0.003			<0.003
3/18/2021			<0.003	
8/18/2021	<0.003			
8/19/2021		<0.003	0.0008 (J)	0.0016 (J)
2/8/2022		0.002 (J)	<0.003	<0.003
2/9/2022	<0.003			
8/10/2022			<0.003	
8/11/2022	0.001 (J)	0.0016 (J)		<0.003
1/30/2023				<0.003
2/1/2023	<0.003	0.0021 (J)	<0.003	
8/13/2023	0.0032	0.0027 (J)	<0.003	<0.003
2/17/2024	<0.003	0.0014 (J)		
2/18/2024			<0.003	<0.003
8/8/2024		0.001 (J)		
8/9/2024			<0.003	
8/10/2024	<0.003			<0.003
Mean	0.002647	0.00264	0.00289	0.002873
Std. Dev.	0.0009013	0.0006419	0.0004919	0.0004221
Upper Lim.	0.0032	0.003	0.003	0.003
Lower Lim.	0.001	0.0021	0.0008	0.003

ND substitution: RL or RL/2 if <15% NDs.

Confidence Interval

Constituent: Antimony (mg/L) Analysis Run 10/21/2024 3:11 PM View: Appendix IV - Confidence Intervals

Plant Hammond Client: Southern Company Data: Hammond AP-2

	MW-23D	MW-33	MW-34D	MW-35
3/14/2019	<0.003			
3/2/2020	<0.003			
2/12/2021	<0.003	0.00046 (J)		
2/15/2021				0.00041 (J)
3/17/2021	<0.003			
3/18/2021		<0.003		
3/19/2021				<0.003
8/16/2021			<0.003	
8/18/2021		<0.003		<0.003
8/19/2021	<0.003			
2/8/2022		<0.003		0.0029 (J)
2/9/2022			<0.003	
2/10/2022	<0.003			
8/10/2022		<0.003	<0.003	
8/11/2022	<0.003			<0.003
1/27/2023		<0.003		
1/30/2023			0.0018 (J)	
2/1/2023	<0.003			<0.003
8/12/2023			<0.003	<0.003
8/13/2023	<0.003	<0.003		
2/18/2024	0.00057 (J)	<0.003	<0.003	
2/19/2024				<0.003
8/9/2024	<0.003	<0.003		<0.003
8/10/2024			<0.003	
Mean	0.002779	0.002718	0.002829	0.002701
Std. Dev.	0.0007327	0.0008467	0.0004536	0.0008598
Upper Lim.	0.003	0.003	0.003	0.003
Lower Lim.	0.003	0.00046	0.0018	0.00041

ND substitution: RL or RL/2 if <15% NDs.

Confidence Interval

Constituent: Antimony (mg/L) Analysis Run 10/21/2024 3:11 PM View: Appendix IV - Confidence Intervals

Plant Hammond Client: Southern Company Data: Hammond AP-2

	MW-37D
2/11/2021	0.00079 (J)
3/12/2021	<0.003
8/18/2021	<0.003
2/8/2022	<0.003
8/10/2022	<0.003
1/30/2023	<0.003
8/13/2023	<0.003
2/18/2024	<0.003
8/10/2024	<0.003
Mean	0.002754
Std. Dev.	0.0007367
Upper Lim.	0.003
Lower Lim.	0.00079

ND substitution: RL or RL/2 if <15% NDs.

Confidence Interval

Constituent: Arsenic (mg/L) Analysis Run 10/21/2024 3:11 PM View: Appendix IV - Confidence Intervals

Plant Hammond Client: Southern Company Data: Hammond AP-2

	HGWC-14	HGWC-15	HGWC-16	HGWC-17
5/23/2016	0.00268 (J)	<0.005	<0.005	<0.005
7/12/2016	0.0059	<0.005	<0.005	<0.005
9/1/2016	0.0056	<0.005	<0.005	<0.005
10/24/2016	0.0058	<0.005		
10/25/2016			<0.005	<0.005
12/7/2016	<0.005	<0.005	<0.005	<0.005
1/26/2017	0.0089	<0.005	<0.005	<0.005
3/22/2017			0.0005 (J)	0.0007 (J)
3/23/2017	0.0069	0.0008 (J)		
5/24/2017	0.0048 (J)	<0.005	<0.005	
5/25/2017				0.0007 (J)
4/3/2018		<0.005	<0.005	<0.005
4/4/2018	0.0052			
6/6/2018	0.0059	<0.005	<0.005	0.00097 (J)
10/3/2018	0.0032 (J)	<0.005	<0.005	<0.005
3/14/2019	0.0029 (J)	<0.005		
3/15/2019			<0.005	<0.005
4/4/2019		0.00017 (J)	0.0001 (J)	
4/5/2019	<0.005			<0.005
9/24/2019	0.0039 (J)	0.00037 (J)		
9/25/2019			<0.005	<0.005
3/3/2020	0.0035 (J)	<0.005	<0.005	<0.005
3/26/2020		<0.005		
3/30/2020	0.0051		0.0011 (J)	
3/31/2020				0.0008 (J)
9/16/2020				<0.005
9/17/2020		<0.005	<0.005	
9/18/2020	0.0029 (J)			
2/10/2021			0.0012 (J)	
2/11/2021	0.0062			0.0012 (J)
2/12/2021		<0.005		
3/16/2021		<0.005		
3/17/2021	<0.005		<0.005	
3/18/2021				<0.005
8/18/2021	0.0035 (J)			<0.005
8/19/2021		<0.005	<0.005	
2/8/2022		<0.005	<0.005	0.0017 (J)
2/9/2022	0.0077			
8/10/2022			<0.005	<0.005
8/11/2022	0.006	<0.005		
1/30/2023				0.0028 (J)
2/1/2023	0.004 (J)	<0.005	<0.005	
8/13/2023	0.0048 (J)	<0.005	<0.005	<0.005
2/17/2024	0.0026 (J)	<0.005		<0.005
2/18/2024			<0.005	
8/8/2024		<0.005		<0.005
8/9/2024			<0.005	
8/10/2024	0.005 (J)			
Mean	0.004634	0.004475	0.004342	0.003995
Std. Dev.	0.001749	0.001486	0.001583	0.001729
Upper Lim.	0.005486	0.005	0.005	0.005
Lower Lim.	0.003781	0.0008	0.0012	0.0028

ND substitution: RL or RL/2 if <15% NDs.

Confidence Interval

Constituent: Arsenic (mg/L) Analysis Run 10/21/2024 3:11 PM View: Appendix IV - Confidence Intervals

Plant Hammond Client: Southern Company Data: Hammond AP-2

	HGWC-18	MW-21D	MW-22	MW-23D
5/24/2016	0.00294 (J)			
7/12/2016	0.0074			
9/1/2016	0.0073			
10/25/2016	0.006			
12/8/2016	0.007			
1/26/2017	0.0068			
3/23/2017	0.0082			
5/25/2017	0.006			
4/3/2018	0.0062			
6/5/2018	0.008			
10/3/2018	0.0039 (J)			
3/14/2019	0.0036 (J)			<0.005
3/15/2019		<0.005	<0.005	
4/4/2019		0.00019 (J)		
4/5/2019	0.0015 (J)		<0.005	<0.005
9/25/2019	0.0044 (J)	<0.005		
9/26/2019				<0.005
9/27/2019			0.00045 (J)	
3/2/2020			<0.005	<0.005
3/3/2020	0.0057	<0.005		
3/27/2020			<0.005	
3/31/2020	0.0056			
4/1/2020		0.0013 (J)		0.00082 (J)
6/17/2020		<0.005		
9/15/2020	0.0074			
9/17/2020			<0.005	<0.005
9/21/2020		<0.005		
2/11/2021	0.0069 (B)	0.001 (J)		
2/12/2021				0.001 (J)
2/15/2021			<0.005	
3/17/2021			<0.005	<0.005
3/18/2021	0.0083 (J)	<0.005		
8/19/2021	0.0045 (J)	<0.005	<0.005	<0.005
2/8/2022	0.005 (J)	<0.005	<0.005	
2/10/2022				<0.005
8/10/2022	0.0058			
8/11/2022		0.003 (J)	<0.005	<0.005
1/27/2023		<0.005		
1/30/2023			<0.005	
2/1/2023	0.0036 (J)			<0.005
8/12/2023		<0.005		
8/13/2023	0.0059 (J)		<0.005	<0.005
2/18/2024	0.0027 (J)	<0.005	<0.005	<0.005
8/9/2024	0.00092 (J)	<0.005		0.00096 (J)
8/10/2024			<0.005	
Mean	0.005445	0.004093	0.004697	0.004185
Std. Dev.	0.002025	0.001706	0.001175	0.001687
Upper Lim.	0.006432	0.005	0.005	0.005
Lower Lim.	0.004457	0.0013	0.00045	0.001

ND substitution: RL or RL/2 if <15% NDs.

Confidence Interval

Constituent: Arsenic (mg/L) Analysis Run 10/21/2024 3:11 PM View: Appendix IV - Confidence Intervals

Plant Hammond Client: Southern Company Data: Hammond AP-2

	MW-33	MW-34D	MW-35	MW-37D
4/1/2020	0.0061			
6/17/2020	0.0031 (J)			
6/18/2020		0.0032 (J)	0.005 (J)	0.0021 (J)
9/21/2020	0.0083		0.0059	
9/23/2020		0.001 (J)		0.00095 (J)
2/11/2021				0.0023 (J)
2/12/2021	0.0059			
2/15/2021			0.005	
3/12/2021				<0.005
3/18/2021	0.0054 (J)			
3/19/2021			<0.005	
8/16/2021		0.0024 (J)		
8/18/2021	0.0058		0.0043 (J)	<0.005
2/8/2022	0.0069		0.0072	<0.005
2/9/2022		0.0054		
8/10/2022	<0.005	0.0045 (J)		<0.005
8/11/2022			<0.005	
1/27/2023	0.0031 (J)			
1/30/2023		0.0047 (J)		<0.005
2/1/2023			0.006	
8/12/2023		<0.005	0.0045 (J)	
8/13/2023	0.0059 (J)			<0.005
2/18/2024	0.0024 (J)	0.00099 (J)		<0.005
2/19/2024			0.0073	
8/9/2024	0.0041 (J)		0.0059	
8/10/2024		0.0045 (J)		<0.005
Mean	0.004958	0.003243	0.005555	0.004123
Std. Dev.	0.001887	0.001632	0.001005	0.001537
Upper Lim.	0.006439	0.004819	0.006181	0.005
Lower Lim.	0.003478	0.001668	0.004346	0.0021

ND substitution: RL or RL/2 if <15% NDs.

Confidence Interval

Constituent: Arsenic (mg/L) Analysis Run 10/21/2024 3:11 PM View: Appendix IV - Confidence Intervals

Plant Hammond Client: Southern Company Data: Hammond AP-2

	MW-51
8/18/2021	0.002 (J)
2/8/2022	0.0046 (J)
8/11/2022	0.0043 (J)
2/1/2023	0.0041 (J)
8/12/2023	<0.005
2/19/2024	0.0067
8/9/2024	0.0042 (J)
Mean	0.004057
Std. Dev.	0.001528
Upper Lim.	0.005873
Lower Lim.	0.002242

ND substitution: RL or RL/2 if <15% NDs.

Confidence Interval

Constituent: Barium (mg/L) Analysis Run 10/21/2024 3:11 PM View: Appendix IV - Confidence Intervals

Plant Hammond Client: Southern Company Data: Hammond AP-2

	HGWC-14	HGWC-15	HGWC-16	HGWC-17
5/23/2016	<0.25	0.0315 (J)	0.0841	0.0222 (J)
7/12/2016	0.0214	0.0372	0.0886	0.0221
9/1/2016	0.0208	0.0364	0.0934	0.0227
10/24/2016	0.0208	0.0326		
10/25/2016			0.0991	0.0225
12/7/2016	0.022	0.0301	0.101	0.0227
1/26/2017	0.0238	0.0287	0.105	0.0229
3/22/2017			0.11	0.0248
3/23/2017	0.0244	0.0329		
5/24/2017	0.0228	0.0283	0.106	
5/25/2017				0.0255
4/3/2018		0.019	0.099	0.025
4/4/2018	0.021			
6/6/2018	0.022	0.022	0.11	0.028
10/3/2018	0.02	0.025	0.11	0.028
3/14/2019	0.019	0.021		
3/15/2019			0.13	0.029
4/4/2019		0.018	0.11	
4/5/2019	0.016			0.022
9/24/2019	0.021	0.019		
9/25/2019			0.11	0.025
3/3/2020	0.018	0.018	0.12	0.026
3/26/2020		0.016		
3/30/2020	0.02		0.11	
3/31/2020				0.029
9/16/2020				0.025
9/17/2020		0.017	0.11	
9/18/2020	0.019			
2/10/2021			0.11	
2/11/2021	0.02			0.025
2/12/2021		0.014		
3/16/2021		0.012		
3/17/2021	0.023		0.12	
3/18/2021				0.027
8/18/2021	0.018			0.022
8/19/2021		0.01	0.1	
2/8/2022		0.0098	0.1	0.021
2/9/2022	0.017			
8/10/2022			0.1	0.027
8/11/2022	0.017	0.015		
1/30/2023				0.03
2/1/2023	0.017	0.021	0.11	
8/13/2023	0.016	0.011	0.099	0.025
2/17/2024	0.02	0.017		0.023
2/18/2024			0.098	
8/8/2024		0.0094		0.023
8/9/2024			0.086	
8/10/2024	0.015			
Mean	0.02385	0.02123	0.1046	0.02482
Std. Dev.	0.02078	0.008549	0.01048	0.002553
Upper Lim.	0.022	0.02539	0.1097	0.02607
Lower Lim.	0.018	0.01706	0.09948	0.02358

ND substitution: RL or RL/2 if <15% NDs.

Confidence Interval

Constituent: Barium (mg/L) Analysis Run 10/21/2024 3:11 PM View: Appendix IV - Confidence Intervals

Plant Hammond Client: Southern Company Data: Hammond AP-2

	HGWC-18	MW-21D	MW-22	MW-23D
5/24/2016	<0.2			
7/12/2016	0.0346			
9/1/2016	0.0336			
10/25/2016	0.0349			
12/8/2016	0.0339			
1/26/2017	0.0293			
3/23/2017	0.0313			
5/25/2017	0.0336			
4/3/2018	0.028			
6/5/2018	0.03			
10/3/2018	0.032			
3/14/2019	0.029			0.082
3/15/2019		0.09	0.044	
4/4/2019		0.075		
4/5/2019	0.021		0.036	0.061
9/25/2019	0.03	0.066		
9/26/2019				0.064
9/27/2019			0.028	
3/2/2020			0.027	0.06
3/3/2020	0.026	0.058		
3/27/2020			0.025	
3/31/2020	0.029			
4/1/2020		0.066		0.065
6/17/2020		0.054		
9/15/2020	0.03			
9/17/2020			0.02	0.057
9/21/2020		0.049		
2/11/2021	0.03	0.044		
2/12/2021				0.056
2/15/2021			0.017	
3/17/2021			0.018	0.058
3/18/2021	0.031	0.047		
8/19/2021	0.031	0.042	0.018	0.05
2/8/2022	0.02	0.033	0.014	
2/10/2022				0.05
8/10/2022	0.026			
8/11/2022		0.037	0.014	0.05
1/27/2023		0.031		
1/30/2023			0.014	
2/1/2023	0.019			0.047
8/12/2023		0.033		
8/13/2023	0.026		0.013	0.041
2/18/2024	0.02	0.034	0.012	0.041
8/9/2024	0.021	0.035		0.036
8/10/2024			0.014	
Mean	0.03116	0.04963	0.02093	0.05453
Std. Dev.	0.01483	0.01735	0.009377	0.01157
Upper Lim.	0.032	0.06091	0.02594	0.06237
Lower Lim.	0.026	0.03834	0.01476	0.04669

ND substitution: RL or RL/2 if <15% NDs.

Confidence Interval

Constituent: Barium (mg/L) Analysis Run 10/21/2024 3:11 PM View: Appendix IV - Confidence Intervals

Plant Hammond Client: Southern Company Data: Hammond AP-2

	MW-33	MW-34D	MW-35	MW-37D
4/1/2020	0.027			
6/17/2020	0.024			
6/18/2020		0.044	0.029	0.19
9/21/2020	0.024		0.028	
9/23/2020		0.038		0.14
2/11/2021				0.14
2/12/2021	0.025			
2/15/2021			0.026	
3/12/2021				0.12
3/18/2021	0.029			
3/19/2021			0.032	
8/16/2021		0.035		
8/18/2021	0.025		0.025	0.12
2/8/2022	0.02		0.023	0.11
2/9/2022		0.04		
8/10/2022	0.02 (J)	0.046		0.11
8/11/2022			0.022 (J)	
1/27/2023	0.018			
1/30/2023		0.04		0.13
2/1/2023			0.022	
8/12/2023		0.033	0.021	
8/13/2023	0.023			0.15
2/18/2024	0.016	0.033		0.15
2/19/2024			0.021	
8/9/2024	0.027		0.021	
8/10/2024		0.032		0.17
Mean	0.02317	0.03789	0.02455	0.1391
Std. Dev.	0.003927	0.005036	0.003778	0.02508
Upper Lim.	0.02625	0.04275	0.02769	0.16
Lower Lim.	0.02009	0.03303	0.0214	0.1182

Confidence Interval

Constituent: Barium (mg/L) Analysis Run 10/21/2024 3:11 PM View: Appendix IV - Confidence Intervals

Plant Hammond Client: Southern Company Data: Hammond AP-2

	MW-51
8/18/2021	0.032
2/8/2022	0.046
8/11/2022	0.028
2/1/2023	0.033
8/12/2023	0.026
2/19/2024	0.028
8/9/2024	0.026
Mean	0.03129
Std. Dev.	0.007041
Upper Lim.	0.046
Lower Lim.	0.026

Confidence Interval

Constituent: Beryllium (mg/L) Analysis Run 10/21/2024 3:11 PM View: Appendix IV - Confidence Intervals

Plant Hammond Client: Southern Company Data: Hammond AP-2

	HGWC-14	HGWC-17	HGWC-18	MW-22
5/23/2016	<0.003	<0.0005		
5/24/2016			0.00278 (J)	
7/12/2016	0.0005 (J)	<0.0005	0.0032	
9/1/2016	0.0005 (J)	<0.0005	0.0034	
10/24/2016	0.0005 (J)			
10/25/2016		<0.0005	0.0034	
12/7/2016	0.0006 (J)	<0.0005		
12/8/2016			0.0033	
1/26/2017	0.0005 (J)	<0.0005	0.0034	
3/22/2017		<0.0005		
3/23/2017	0.0006 (J)		0.0036	
5/24/2017	0.0005 (J)			
5/25/2017		<0.0005	0.0036	
4/3/2018		<0.0005	<0.003	
4/4/2018	<0.003			
3/14/2019	0.00043 (J)		0.0026 (J)	
3/15/2019		<0.0005		<0.0005
4/5/2019	0.00027 (J)	<0.0005	0.0022 (J)	<0.0005
9/24/2019	0.00044 (J)			
9/25/2019		<0.0005	0.0031	
9/27/2019				<0.0005
3/2/2020				<0.0005
3/3/2020	0.00043 (J)	<0.0005	0.0029 (J)	
3/27/2020				<0.0005
3/30/2020	0.00043 (J)			
3/31/2020		<0.0005	0.003	
9/15/2020			0.0033	
9/16/2020		<0.0005		
9/17/2020				4.7E-05 (J)
9/18/2020	0.00043 (J)			
2/11/2021	0.00044 (J)	6.7E-05 (J)	0.0036	
2/15/2021				6.2E-05 (J)
3/17/2021	0.00058			8.2E-05 (J)
3/18/2021		4.8E-05 (J)	0.0038	
8/18/2021	0.00039 (J)	<0.0005		
8/19/2021			0.0034	7E-05 (J)
2/8/2022		<0.0005	0.0026	7.9E-05 (J)
2/9/2022	0.00056			
8/10/2022		6E-05 (J)	0.0032	
8/11/2022	0.00039 (J)			<0.0005
1/30/2023		5.7E-05 (J)		8.1E-05 (J)
2/1/2023	0.00039 (J)		0.002	
8/13/2023	0.0004 (J)	0.0001 (J)	0.003	<0.0005
2/17/2024	0.00044 (J)	<0.0005		
2/18/2024			0.0022	<0.0005
8/8/2024		<0.0005		
8/9/2024			0.0021	
8/10/2024	0.00047 (J)			<0.0005
Mean	0.0005496	0.0004097	0.002966	0.0003281
Std. Dev.	0.0003023	0.0001801	0.0006015	0.0002181
Upper Lim.	0.00056	0.0005	0.003273	0.0005
Lower Lim.	0.00043	0.0001	0.002659	7E-05

ND substitution: RL or RL/2 if <15% NDs.

Confidence Interval

Constituent: Beryllium (mg/L) Analysis Run 10/21/2024 3:11 PM View: Appendix IV - Confidence Intervals

Plant Hammond Client: Southern Company Data: Hammond AP-2

	MW-33	MW-34D	MW-35	MW-37D
4/1/2020	0.0011 (J)			
6/17/2020	0.00099 (J)			
6/18/2020		0.00015 (J)	0.00032 (J)	0.00012 (J)
9/21/2020	0.0009 (J)		0.0004 (J)	
9/23/2020		<0.0005		<0.0005
2/11/2021				<0.0005
2/12/2021	0.001 (J)			
2/15/2021			0.0006 (J)	
3/12/2021				<0.0005
3/18/2021	0.0011			
3/19/2021			0.00061	
8/16/2021		<0.0005		
8/18/2021	0.00097		0.00061	<0.0005
2/8/2022	0.00087 (J)		0.0007 (J)	<0.0005
2/9/2022		6.5E-05 (J)		
8/10/2022	0.0008	<0.0005		<0.0005
8/11/2022			0.00066 (J)	
1/27/2023	0.00019 (J)			
1/30/2023		<0.0005		<0.0005
2/1/2023			0.00049 (J)	
8/12/2023		<0.0005	0.00041 (J)	
8/13/2023	0.00099			<0.0005
2/18/2024	0.00059	<0.0005		<0.0005
2/19/2024			0.00064	
8/9/2024	0.00084		0.00053	
8/10/2024		<0.0005		<0.0005
Mean	0.0008617	0.0004128	0.0005427	0.0004655
Std. Dev.	0.0002537	0.0001744	0.0001228	0.0001146
Upper Lim.	0.001034	0.0005	0.0006451	0.0005
Lower Lim.	0.0007303	6.5E-05	0.0004404	0.0005

ND substitution: RL or RL/2 if <15% NDs.

Confidence Interval

Constituent: Beryllium (mg/L) Analysis Run 10/21/2024 3:11 PM View: Appendix IV - Confidence Intervals

Plant Hammond Client: Southern Company Data: Hammond AP-2

	MW-51
8/18/2021	0.00042 (J)
2/8/2022	0.00011 (J)
8/11/2022	0.00028 (J)
2/1/2023	0.00028 (J)
8/12/2023	0.00012 (J)
2/19/2024	0.00047 (J)
8/9/2024	0.00028 (J)
Mean	0.00028
Std. Dev.	0.0001355
Upper Lim.	0.000441
Lower Lim.	0.000119

Confidence Interval

Constituent: Cadmium (mg/L) Analysis Run 10/21/2024 3:11 PM View: Appendix IV - Confidence Intervals

Plant Hammond Client: Southern Company Data: Hammond AP-2

	HGWC-14	HGWC-15	HGWC-17	HGWC-18
5/23/2016	0.000139 (J)	0.00271 (J)	<0.0005	
5/24/2016				<0.02
7/12/2016	<0.0005	0.0019	<0.0005	0.0022
9/1/2016	0.0001 (J)	0.0017	<0.0005	0.0024
10/24/2016	0.0002 (J)	0.0018		
10/25/2016			<0.0005	0.0022
12/7/2016	0.0001 (J)	0.0018	<0.0005	
12/8/2016				0.0024
1/26/2017	0.0001 (J)	0.0013	<0.0005	0.0025
3/22/2017			7E-05 (J)	
3/23/2017	0.0002 (J)	0.002		0.0025
5/24/2017	0.0001 (J)	0.0041		
5/25/2017			<0.0005	0.0027
4/3/2018		0.0022	<0.0005	0.0022
4/4/2018	<0.0005			
6/5/2018				0.0022
6/6/2018	0.00012 (J)	0.0021	<0.0005	
10/3/2018	0.0001 (J)	0.0026	<0.0005	0.0027
3/14/2019	<0.0005	0.0024		0.0019
3/15/2019			<0.0005	
4/4/2019		0.0018		
4/5/2019	7.9E-05 (J)		<0.0005	0.0017
9/24/2019	<0.0005	0.0014 (J)		
9/25/2019			<0.0005	0.0023 (J)
3/3/2020	<0.0005	0.0015 (J)	<0.0005	0.0021 (J)
3/26/2020		0.0016 (J)		
3/30/2020	<0.0005			
3/31/2020			<0.0005	0.0017 (J)
9/15/2020				0.0019 (J)
9/16/2020			<0.0005	
9/17/2020		0.0016 (J)		
9/18/2020	<0.0005			
2/11/2021	<0.0005		<0.0005	0.0016 (J)
2/12/2021		0.0014 (J)		
3/16/2021		0.0011		
3/17/2021	<0.0005			
3/18/2021			<0.0005	0.0015
8/18/2021	0.00013 (J)		<0.0005	
8/19/2021		0.0012		0.0014
2/8/2022		0.0011	<0.0005	0.00076
2/9/2022	<0.0005			
8/10/2022			<0.0005	0.0017
8/11/2022	<0.0005	0.00095		
1/30/2023			<0.0005	
2/1/2023	<0.0005	0.00088		0.001
8/13/2023	<0.0005	0.00033 (J)	<0.0005	0.0017
2/17/2024	<0.0005	0.00084	<0.0005	
2/18/2024				0.0015
8/8/2024		0.00037 (J)	<0.0005	
8/9/2024				0.00096
8/10/2024	0.00011 (J)			
Mean	0.0003261	0.001642	0.0004835	0.00222

ND substitution: RL or RL/2 if <15% NDs.

Confidence Interval

Constituent: Cadmium (mg/L) Analysis Run 10/21/2024 3:11 PM View: Appendix IV - Confidence Intervals

Plant Hammond Client: Southern Company Data: Hammond AP-2

	HGWC-14	HGWC-15	HGWC-17	HGWC-18
Std. Dev.	0.0001933	0.0007887	8.433E-05	0.001671
Upper Lim.	0.0005	0.002026	0.0005	0.0024
Lower Lim.	0.00011	0.001257	7E-05	0.0016

Confidence Interval

Constituent: Cadmium (mg/L) Analysis Run 10/21/2024 3:11 PM View: Appendix IV - Confidence Intervals

Plant Hammond Client: Southern Company Data: Hammond AP-2

	MW-22	MW-23D	MW-33	MW-34D
3/14/2019		<0.0025		
3/15/2019	0.00082 (J)			
4/5/2019	0.00064 (J)	<0.0025		
9/26/2019		<0.0025		
9/27/2019	0.0014 (J)			
3/2/2020	0.0021 (J)	<0.0025		
3/27/2020	0.0019 (J)			
4/1/2020		<0.0025	0.00022 (J)	
6/17/2020			0.00021 (J)	
6/18/2020				<0.0025
9/17/2020	0.0021 (J)	0.0006 (J)		
9/21/2020			0.00016 (J)	
9/23/2020				<0.0025
2/12/2021		0.00045 (J)	0.00017 (J)	
2/15/2021	0.002 (J)			
3/17/2021	0.0022	0.00057		
3/18/2021			0.00019 (J)	
8/16/2021				0.00023 (J)
8/18/2021			0.00017 (J)	
8/19/2021	0.0021	0.00012 (J)		
2/8/2022	0.002		0.00013 (J)	
2/9/2022				0.00072
2/10/2022		0.00024 (J)		
8/10/2022			<0.0025	0.00041 (J)
8/11/2022	0.002	0.00021 (J)		
1/27/2023			0.00017 (J)	
1/30/2023	0.0017			0.00047 (J)
2/1/2023		0.00012 (J)		
8/12/2023				0.0029
8/13/2023	0.002	0.00015 (J)	0.0002 (J)	
2/18/2024	0.0018	0.00017 (J)	0.00014 (J)	0.0008
8/9/2024		0.00014 (J)	0.00024 (J)	
8/10/2024	0.0017			0.0015
Mean	0.001764	0.001018	0.0002708	0.001337
Std. Dev.	0.000468	0.001095	0.00031	0.001042
Upper Lim.	0.002049	0.0025	0.00024	0.001551
Lower Lim.	0.001622	0.00014	0.00014	0.0002996

ND substitution: RL or RL/2 if <15% NDs.

Confidence Interval

Constituent: Cadmium (mg/L) Analysis Run 10/21/2024 3:11 PM View: Appendix IV - Confidence Intervals

Plant Hammond Client: Southern Company Data: Hammond AP-2

	MW-35	MW-51
6/18/2020	0.00053 (J)	
9/21/2020	0.001 (J)	
2/15/2021	0.0017 (J)	
3/19/2021	0.0018	
8/18/2021	0.0015	0.00094
2/8/2022	0.0015	0.00024 (J)
8/11/2022	0.0013 (J)	0.00045 (J)
2/1/2023	0.0017	0.0016
8/12/2023	0.0012	0.00019 (J)
2/19/2024	0.0013	0.00067
8/9/2024	0.0012	0.00038 (J)
Mean	0.001339	0.0006386
Std. Dev.	0.0003655	0.0004964
Upper Lim.	0.001644	0.001228
Lower Lim.	0.001034	4.89E-05

Confidence Interval

Constituent: Chromium (mg/L) Analysis Run 10/21/2024 3:11 PM View: Appendix IV - Confidence Intervals

Plant Hammond Client: Southern Company Data: Hammond AP-2

	HGWC-14	HGWC-15	HGWC-16	HGWC-17
5/23/2016	<0.005	<0.005	<0.005	<0.005
7/12/2016	<0.005	<0.005	<0.005	<0.005
9/1/2016	<0.005	<0.005	<0.005	<0.005
10/24/2016	<0.005	<0.005		
10/25/2016			<0.005	<0.005
12/7/2016	<0.005	<0.005	<0.005	<0.005
1/26/2017	<0.005	<0.005	<0.005	<0.005
3/22/2017			0.0021 (J)	<0.005
3/23/2017	<0.005	0.0005 (J)		
5/24/2017	<0.005	<0.005	<0.005	
5/25/2017				<0.005
4/3/2018		<0.005	<0.005	<0.005
4/4/2018	<0.005			
3/14/2019	<0.005	<0.005		
3/15/2019			<0.005	<0.005
4/4/2019		<0.005	<0.005	
4/5/2019	<0.005			<0.005
9/24/2019	<0.005	0.00041 (J)		
9/25/2019			<0.005	<0.005
3/3/2020	0.00042 (J)	<0.005	0.00071 (J)	0.0018 (J)
3/26/2020		<0.005		
3/30/2020	0.00066 (J)		0.0004 (J)	
3/31/2020				<0.005
9/16/2020				<0.005
9/17/2020		<0.005	<0.005	
9/18/2020	<0.005			
2/10/2021			<0.005	
2/11/2021	<0.005			0.00074 (J)
2/12/2021		<0.005		
3/16/2021		0.0012 (J)		
3/17/2021	<0.005		<0.005	
3/18/2021				0.00069 (J)
8/18/2021	<0.005			<0.005
8/19/2021		<0.005	<0.005	
2/8/2022		<0.005	<0.005	<0.005
2/9/2022	<0.005			
8/10/2022			<0.005	<0.005
8/11/2022	<0.005	<0.005		
1/30/2023				<0.005
2/1/2023	<0.005	<0.005	<0.005	
8/13/2023	<0.005	<0.005	<0.005	<0.005
2/17/2024	<0.005	<0.005		<0.005
2/18/2024			<0.005	
8/8/2024		<0.005		<0.005
8/9/2024			<0.005	
8/10/2024	<0.005			
Mean	0.004628	0.004463	0.004509	0.00451
Std. Dev.	0.00126	0.001457	0.001354	0.001338
Upper Lim.	0.005	0.005	0.005	0.005
Lower Lim.	0.00066	0.0012	0.0021	0.0018

ND substitution: RL or RL/2 if <15% NDs.

Confidence Interval

Constituent: Chromium (mg/L) Analysis Run 10/21/2024 3:11 PM View: Appendix IV - Confidence Intervals

Plant Hammond Client: Southern Company Data: Hammond AP-2

	HGWC-18	MW-21D	MW-22	MW-23D
5/24/2016	<0.005			
7/12/2016	<0.005			
9/1/2016	<0.005			
10/25/2016	<0.005			
12/8/2016	<0.005			
1/26/2017	<0.005			
3/23/2017	0.0005 (J)			
5/25/2017	<0.005			
4/3/2018	<0.005			
3/14/2019	<0.005			<0.005
3/15/2019		<0.005	<0.005	
4/4/2019		<0.005		
4/5/2019	<0.005		<0.005	<0.005
9/25/2019	<0.005	<0.005		
9/26/2019				<0.005
9/27/2019			0.0004 (J)	
3/2/2020			<0.005	<0.005
3/3/2020	0.0004 (J)	<0.005		
3/27/2020			<0.005	
3/31/2020	<0.005			
4/1/2020		<0.005		0.00086 (J)
6/17/2020		0.00057 (J)		
9/15/2020	0.00063 (J)			
9/17/2020			<0.005	<0.005
9/21/2020		<0.005		
2/11/2021	<0.005	<0.005		
2/12/2021				<0.005
2/15/2021			<0.005	
3/17/2021			0.00075 (J)	0.00083 (J)
3/18/2021	<0.005	0.00074 (J)		
8/19/2021	<0.005	<0.005	<0.005	<0.005
2/8/2022	<0.005	<0.005	<0.005	
2/10/2022				<0.005
8/10/2022	<0.005			
8/11/2022		<0.005	<0.005	<0.005
1/27/2023		<0.005		
1/30/2023			<0.005	
2/1/2023	<0.005			<0.005
8/12/2023		<0.005		
8/13/2023	<0.005		<0.005	<0.005
2/18/2024	<0.005	<0.005	<0.005	<0.005
8/9/2024	<0.005	<0.005		<0.005
8/10/2024			<0.005	
Mean	0.004439	0.004457	0.00441	0.004446
Std. Dev.	0.001517	0.001484	0.001558	0.001462
Upper Lim.	0.005	0.005	0.005	0.005
Lower Lim.	0.00063	0.00074	0.00075	0.00086

ND substitution: RL or RL/2 if <15% NDs.

Confidence Interval

Constituent: Chromium (mg/L) Analysis Run 10/21/2024 3:11 PM View: Appendix IV - Confidence Intervals

Plant Hammond Client: Southern Company Data: Hammond AP-2

	MW-33	MW-34D	MW-35	MW-37D
4/1/2020	0.00069 (J)			
6/17/2020	<0.005			
6/18/2020		0.0059 (J)	<0.005	0.0048 (J)
9/21/2020	<0.005		0.00079 (J)	
9/23/2020		<0.005		<0.005
2/11/2021				0.0014 (J)
2/12/2021	<0.005			
2/15/2021			<0.005	
3/12/2021				<0.005
3/18/2021	<0.005			
3/19/2021			0.00083 (J)	
8/16/2021		<0.005		
8/18/2021	<0.005		<0.005	<0.005
2/8/2022	<0.005		<0.005	<0.005
2/9/2022		<0.005		
8/10/2022	<0.005	<0.005		<0.005
8/11/2022			<0.005	
1/27/2023	<0.005			
1/30/2023		<0.005		<0.005
2/1/2023			<0.005	
8/12/2023		<0.005	<0.005	
8/13/2023	<0.005			<0.005
2/18/2024	<0.005	<0.005		<0.005
2/19/2024			<0.005	
8/9/2024	0.0028 (J)		<0.005	
8/10/2024		<0.005		<0.005
Mean	0.004457	0.0051	0.004238	0.004655
Std. Dev.	0.001344	0.0003	0.001695	0.001081
Upper Lim.	0.005	0.0059	0.005	0.005
Lower Lim.	0.0028	0.005	0.00083	0.0048

ND substitution: RL or RL/2 if <15% NDs.

Confidence Interval

Constituent: Cobalt (mg/L) Analysis Run 10/21/2024 3:11 PM View: Appendix IV - Confidence Intervals

Plant Hammond Client: Southern Company Data: Hammond AP-2

	HGWC-14	HGWC-15	HGWC-16	HGWC-17
5/23/2016	<0.25	0.0419 (J)	<0.005	0.0167
7/12/2016	0.0232	0.0393	<0.005	0.0148
9/1/2016	0.0248	0.045	<0.005	0.0151
10/24/2016	0.0253	0.0557		
10/25/2016			<0.005	0.0141
12/7/2016	0.0269	0.0536	<0.005	0.0141
1/26/2017	0.0294	0.055	<0.005	0.0154
3/22/2017			<0.005	0.0169
3/23/2017	0.0311	0.0715		
5/24/2017	0.0279	0.0446	<0.005	
5/25/2017				0.0154
4/3/2018		0.032	<0.005	0.016
4/4/2018	0.025			
6/6/2018	0.027	0.032	<0.005	0.018
10/3/2018	0.023	0.051	<0.005	0.016
3/14/2019	0.025	0.038		
3/15/2019			<0.005	0.017
4/4/2019		0.035	0.00028 (J)	
4/5/2019	0.021			0.016
9/24/2019	0.026	0.022		
9/25/2019			<0.005	0.015
3/3/2020	0.029	0.03	0.00037 (J)	0.016
3/26/2020		0.022		
3/30/2020	0.028		<0.005	
3/31/2020				0.016
9/16/2020				0.013
9/17/2020		0.026	<0.005	
9/18/2020	0.027			
2/10/2021			<0.005	
2/11/2021	0.033			0.012
2/12/2021		0.019		
3/16/2021		0.018		
3/17/2021	0.034		<0.005	
3/18/2021				0.012
8/18/2021	0.033			0.009
8/19/2021		0.011	<0.005	
2/8/2022		0.0081	<0.005	0.0066
2/9/2022	0.038			
8/10/2022			<0.005	0.012
8/11/2022	0.037	0.0088		
1/30/2023				0.011
2/1/2023	0.035	0.0091	<0.005	
8/13/2023	0.036	0.0016 (J)	<0.005	0.009
2/17/2024	0.038	0.0058		0.0036 (J)
2/18/2024			<0.005	
8/8/2024		0.0024 (J)		0.0045 (J)
8/9/2024			<0.005	
8/10/2024	0.037			
Mean	0.03329	0.02994	0.00464	0.01328
Std. Dev.	0.01938	0.01904	0.00127	0.003894
Upper Lim.	0.035	0.03922	0.005	0.01528
Lower Lim.	0.0253	0.02066	0.00037	0.01217

ND substitution: RL or RL/2 if <15% NDs.

Confidence Interval

Constituent: Cobalt (mg/L) Analysis Run 10/21/2024 3:11 PM View: Appendix IV - Confidence Intervals

Plant Hammond Client: Southern Company Data: Hammond AP-2

	HGWC-18	MW-21D	MW-22	MW-23D
5/24/2016	0.17 (J)			
7/12/2016	0.168			
9/1/2016	0.18			
10/25/2016	0.188			
12/8/2016	0.206			
1/26/2017	0.195			
3/23/2017	0.223			
5/25/2017	0.209			
4/3/2018	0.19			
6/5/2018	0.19			
10/3/2018	0.19			
3/14/2019	0.16			0.0013 (J)
3/15/2019		<0.005	0.028	
4/4/2019		0.00034 (J)		
4/5/2019	0.14		0.022	0.0012 (J)
9/25/2019	0.18	<0.005		
9/26/2019				0.00098 (J)
9/27/2019			0.035	
3/2/2020			0.043	0.0011 (J)
3/3/2020	0.15	<0.005		
3/27/2020			0.025	
3/31/2020	0.16			
4/1/2020		<0.005		0.0011 (J)
6/17/2020		<0.005		
9/15/2020	0.16			
9/17/2020			0.029	0.00096 (J)
9/21/2020		<0.005		
2/11/2021	0.14	<0.005		
2/12/2021				0.001 (J)
2/15/2021			0.038	
3/17/2021			0.039	0.0011 (J)
3/18/2021	0.14	<0.005		
8/19/2021	0.15	<0.005	0.022	0.00089 (J)
2/8/2022	0.16	<0.005	0.034	
2/10/2022				0.001 (J)
8/10/2022	0.16			
8/11/2022		<0.005	0.015	0.00088 (J)
1/27/2023		<0.005		
1/30/2023			0.027	
2/1/2023	0.11			0.00081 (J)
8/12/2023		<0.005		
8/13/2023	0.14		0.0089	0.00073 (J)
2/18/2024	0.15	<0.005	0.019	0.00086 (J)
8/9/2024	0.091	<0.005		0.00068 (J)
8/10/2024			0.015	
Mean	0.1654	0.004709	0.02666	0.0009727
Std. Dev.	0.03004	0.001165	0.009895	0.0001708
Upper Lim.	0.18	0.005	0.03337	0.001088
Lower Lim.	0.1507	0.00034	0.01995	0.0008569

ND substitution: RL or RL/2 if <15% NDs.

Confidence Interval

Constituent: Cobalt (mg/L) Analysis Run 10/21/2024 3:11 PM View: Appendix IV - Confidence Intervals

Plant Hammond Client: Southern Company Data: Hammond AP-2

	MW-33	MW-34D	MW-35	MW-37D
1/22/2020	0.052			
4/1/2020	0.058			
6/17/2020	0.053			
6/18/2020		0.011	0.091	0.0015 (J)
9/21/2020	0.047		0.084	
9/23/2020		0.0056		<0.005
2/11/2021				0.00048 (J)
2/12/2021	0.055			
2/15/2021			0.095	
3/12/2021				<0.005
3/18/2021	0.057			
3/19/2021			0.1	
8/16/2021		0.0093		
8/18/2021	0.054		0.085	<0.005
2/8/2022	0.048		0.09	<0.005
2/9/2022		0.0065		
8/10/2022	0.046	0.0066		<0.005
8/11/2022			0.082	
1/27/2023	0.034			
1/30/2023		0.0071		<0.005
2/1/2023			0.088	
8/12/2023		0.0058	0.082	
8/13/2023	0.061			<0.005
2/18/2024	0.042	0.0067		<0.005
2/19/2024			0.084	
8/9/2024	0.068		0.084	
8/10/2024		0.0064		<0.005
Mean	0.05192	0.007222	0.08773	0.004271
Std. Dev.	0.008722	0.001772	0.005781	0.001638
Upper Lim.	0.05841	0.011	0.09254	0.005
Lower Lim.	0.04544	0.0056	0.08291	0.0015

ND substitution: RL or RL/2 if <15% NDs.

Confidence Interval

Constituent: Cobalt (mg/L) Analysis Run 10/21/2024 3:11 PM View: Appendix IV - Confidence Intervals

Plant Hammond Client: Southern Company Data: Hammond AP-2

	MW-51
8/18/2021	0.03
2/8/2022	0.031
8/11/2022	0.027
2/1/2023	0.021 (J)
8/12/2023	0.022
2/19/2024	0.046
8/9/2024	0.027
Mean	0.02914
Std. Dev.	0.008315
Upper Lim.	0.03902
Lower Lim.	0.01927

Confidence Interval

Constituent: Combined Radium 226 + 228 (pCi/L) Analysis Run 10/21/2024 3:11 PM View: Appendix IV - Confidence Intervals

Plant Hammond Client: Southern Company Data: Hammond AP-2

	HGWC-14	HGWC-15	HGWC-16	HGWC-17
5/23/2016	0.568 (U)	0.171 (U)		0.618 (U)
7/1/2016			0 (U)	
7/12/2016	1.31	0.611 (U)	0.182 (U)	0.867
9/1/2016	1.64	0.766 (U)	1.23	0.857 (U)
10/24/2016	1.88	0.969		
10/25/2016			1.05 (U)	1.11 (U)
12/7/2016	1.35	0.302 (U)	1.11 (U)	0.964 (U)
1/26/2017	2.1	0.626 (U)	1.29 (U)	0.612 (U)
3/22/2017			0.453 (U)	0.437 (U)
3/23/2017	1.17	0.662 (U)		
5/24/2017	1 (U)	0.202 (U)	1.05 (U)	
5/25/2017				1.21 (U)
4/3/2018		0.384 (U)	0.783 (U)	0.409 (U)
4/4/2018	1.72			
6/6/2018	1.31 (U)	1.32 (U)	0.595 (U)	0.772 (U)
10/3/2018	1.48	0.858 (U)	1.03 (U)	1.08 (U)
3/14/2019	1.5	0.462 (U)		
3/15/2019			0.591 (U)	0.917 (U)
4/4/2019		0.512 (U)	0.96 (U)	
4/5/2019	1.43 (U)			1.07 (U)
9/24/2019	1.17	0.582 (U)		
9/25/2019			0.643 (U)	1.54
3/3/2020	1.84	1.43	1.32 (U)	1.33
3/26/2020		0.855 (U)		
3/30/2020	1.08 (U)		0.288 (U)	
3/31/2020				0.591 (U)
9/16/2020				0.295 (U)
9/17/2020		0.395 (U)	1.1 (U)	
9/18/2020	1.8 (U)			
2/10/2021			0.773 (U)	
2/11/2021	0.73 (U)			0.831 (U)
2/12/2021		1.65		
3/16/2021		0.801 (U)		
3/17/2021	1.84		0.228 (U)	
3/18/2021				0.856 (U)
8/18/2021	0.858 (U)			0.548 (U)
8/19/2021		0.527 (U)	0.668 (U)	
2/8/2022		0.0242 (U)	0.168 (U)	1 (U)
2/9/2022	0.346 (U)			
8/11/2022	1.31	0.656 (U)	0.249 (U)	0.361 (U)
1/30/2023				0.5 (U)
2/1/2023	1.13	0.626 (U)	0.757 (U)	
8/13/2023	0.801 (U)	0.785 (U)	0.281 (U)	0.678 (U)
2/17/2024	0.439 (U)	0.576 (U)		0.633 (U)
2/18/2024			0.248 (U)	
8/8/2024		0.124 (U)		0.721 (U)
8/9/2024			0.51 (U)	
8/10/2024	0.844 (U)			
Mean	1.256	0.6491	0.6753	0.8003
Std. Dev.	0.4694	0.3866	0.3952	0.3088
Upper Lim.	1.484	0.8375	0.8679	0.9508
Lower Lim.	1.027	0.4607	0.4827	0.6498

Confidence Interval

Constituent: Combined Radium 226 + 228 (pCi/L) Analysis Run 10/21/2024 3:11 PM View: Appendix IV - Confidence Intervals

Plant Hammond Client: Southern Company Data: Hammond AP-2

	HGWC-18	MW-21D	MW-22	MW-23D
5/24/2016	1.82			
7/12/2016	1.76			
9/1/2016	1.51			
10/25/2016	2.69			
12/8/2016	2.21			
1/26/2017	2.26			
3/23/2017	1.81			
5/25/2017	1.63			
4/3/2018	2.53			
6/5/2018	1.91			
10/3/2018	2.22			
3/14/2019	1.37 (U)			0.872 (U)
3/15/2019		0.972 (U)	0.977	
4/4/2019		0.791 (U)		
4/5/2019	2.22		1.06 (U)	0.932 (U)
9/25/2019	2.77	0.751 (U)		
9/26/2019				1.25
9/27/2019			1.44 (U)	
3/2/2020			0.872 (U)	0.964 (U)
3/3/2020	2.35	1.94		
3/27/2020			0.96 (U)	
3/31/2020	2.7			
4/1/2020		0.758 (U)		0.914 (U)
6/17/2020		0.691 (U)		
9/15/2020	1.65			
9/17/2020			0.0879 (U)	0.32 (U)
9/21/2020		0.436 (U)		
2/11/2021	1.11	0.317 (U)		
2/12/2021				1.21 (U)
2/15/2021			0.215 (U)	
3/17/2021			0.981 (U)	0.579 (U)
3/18/2021	1.63	0.5 (U)		
8/19/2021	1.45	1.17	0.689 (U)	0.69 (U)
2/8/2022	0.93 (U)	0.463 (U)	0.0657 (U)	
2/10/2022				0.919 (U)
8/11/2022	1.46	0.691 (U)	0.789 (U)	0.39 (U)
1/27/2023		0.256 (U)		
1/30/2023			0.621 (U)	
2/1/2023	0.871			0.406 (U)
8/12/2023		0.297 (U)		
8/13/2023	1.03		0.361 (U)	0.0608 (U)
2/18/2024	0.757 (U)	0.127 (U)	0.471 (U)	0.339 (U)
8/9/2024	1.12	0.526 (U)		0.965 (U)
8/10/2024			0.57 (U)	
Mean	1.76	0.6679	0.6773	0.7207
Std. Dev.	0.597	0.4367	0.3903	0.3539
Upper Lim.	2.051	0.8891	0.9418	0.9606
Lower Lim.	1.469	0.3828	0.4128	0.4809

Confidence Interval

Constituent: Combined Radium 226 + 228 (pCi/L) Analysis Run 10/21/2024 3:11 PM View: Appendix IV - Confidence Intervals

Plant Hammond Client: Southern Company Data: Hammond AP-2

	MW-33	MW-34D	MW-35	MW-37D
4/1/2020	2.57			
6/17/2020	1.43 (U)			
6/18/2020		1.36	2.02	1.79
9/21/2020	2.53		3.85	
9/23/2020		0.563 (U)		0.98 (U)
2/11/2021				0.12 (U)
2/12/2021	2.26			
2/15/2021			1.52	
3/12/2021				0.578 (U)
3/18/2021	0.733 (U)			
3/19/2021			0.524 (U)	
8/16/2021		0.693 (U)		
8/18/2021	1.77		1.67	1.31
2/8/2022	0.967 (U)		1.38	0.345 (U)
2/9/2022		0.297 (U)		
8/11/2022	1.52	1.05	1.71	0.505 (U)
1/27/2023	1.44 (U)			
1/30/2023		0.689 (U)		0.309 (U)
2/1/2023			1.24	
8/12/2023		0.676 (U)	0.897 (U)	
8/13/2023	0.773 (U)			0.308 (U)
2/18/2024	0.552 (U)	0.515 (U)		0.535 (U)
2/19/2024			1.43	
8/9/2024	0.729 (U)		0.703 (U)	
8/10/2024		0.59 (U)		0.769 (U)
Mean	1.44	0.7148	1.54	0.6863
Std. Dev.	0.7208	0.3131	0.8881	0.499
Upper Lim.	2.005	1.017	2.175	1.102
Lower Lim.	0.8739	0.4125	0.8593	0.2704

Confidence Interval

Constituent: Combined Radium 226 + 228 (pCi/L) Analysis Run 10/21/2024 3:11 PM View: Appendix IV - Confidence Intervals

Plant Hammond Client: Southern Company Data: Hammond AP-2

	MW-51
8/18/2021	0.973 (U)
2/8/2022	0.431 (U)
8/11/2022	1.02
2/1/2023	0.82 (U)
8/12/2023	0.484 (U)
2/19/2024	0.995 (U)
8/9/2024	0.478 (U)
Mean	0.743
Std. Dev.	0.2689
Upper Lim.	1.02
Lower Lim.	0.431

Confidence Interval

Constituent: Fluoride (mg/L) Analysis Run 10/21/2024 3:11 PM View: Appendix IV - Confidence Intervals

Plant Hammond Client: Southern Company Data: Hammond AP-2

	HGWC-14	HGWC-15	HGWC-16	HGWC-17
5/23/2016	<0.1	<0.1	0.038 (J)	<0.3
7/12/2016	0.2 (J)	0.09 (J)	0.26 (J)	0.09 (J)
9/1/2016	0.08 (J)	0.22 (J)	0.42	0.03 (J)
10/24/2016	0.04 (J)	0.07 (J)		
10/25/2016			0.25 (J)	0.07 (J)
12/7/2016	0.11 (J)	0.23 (J)	0.23 (J)	0.54
1/26/2017	0.13 (J)	<0.1	0.02 (J)	<0.3
3/22/2017			0.3	0.07 (J)
3/23/2017	0.28 (J)	0.12 (J)		
5/24/2017	0.32	0.31	0.46	
5/25/2017				0.42
10/4/2017	0.52	0.6	<0.1	0.93
4/3/2018		<0.1	<0.1	<0.3
4/4/2018	<0.1			
6/6/2018	0.25 (J)	0.17 (J)	<0.1	0.23 (J)
10/3/2018	0.21 (J)	<0.1	<0.1	<0.3
3/14/2019	0.24 (J)	<0.1		
3/15/2019			<0.1	<0.3
4/4/2019		0.066 (J)	<0.1	
4/5/2019	0.66			0.16 (J)
9/24/2019	0.053 (J)	0.12 (J)		
9/25/2019			<0.1	0.081 (J)
3/3/2020	<0.1	0.064 (J)	<0.1	<0.3
3/26/2020		<0.1		
3/30/2020	0.092 (J)		0.059 (J)	
3/31/2020				<0.3
9/16/2020				0.058 (J)
9/17/2020		<0.1	<0.1	
9/18/2020	<0.1			
2/10/2021			0.21	
2/11/2021	0.059 (J)			0.058 (J)
2/12/2021		0.053 (J)		
3/16/2021		<0.1		
3/17/2021	0.076 (J)		<0.1	
3/18/2021				0.057 (J)
8/18/2021	<0.1			0.062 (J)
8/19/2021		<0.1	<0.1	
2/8/2022		<0.1	<0.1	0.055 (J)
2/9/2022	0.053 (J)			
8/10/2022			0.054 (J)	0.086 (J)
8/11/2022	0.085 (J)	0.097 (J)		
1/30/2023				0.097 (J)
2/1/2023	0.094 (J)	0.086 (J)	0.053 (J)	
8/13/2023	0.1	0.12	0.053 (J)	0.081 (J)
2/17/2024	0.065 (J)	0.064 (J)		0.057 (J)
2/18/2024			<0.1	
8/8/2024		0.08 (J)		0.066 (J)
8/9/2024			0.052 (J)	
8/10/2024	0.19			
Mean	0.1632	0.1319	0.1392	0.1999
Std. Dev.	0.1452	0.1095	0.1124	0.1996
Upper Lim.	0.1639	0.12	0.1078	0.1298

ND substitution: RL or RL/2 if <15% NDs.

Confidence Interval

Constituent: Fluoride (mg/L) Analysis Run 10/21/2024 3:11 PM View: Appendix IV - Confidence Intervals

Plant Hammond Client: Southern Company Data: Hammond AP-2

	HGWC-14	HGWC-15	HGWC-16	HGWC-17
Lower Lim.	0.07972	0.086	0.04462	0.05855

Confidence Interval

Constituent: Fluoride (mg/L) Analysis Run 10/21/2024 3:11 PM View: Appendix IV - Confidence Intervals

Plant Hammond Client: Southern Company Data: Hammond AP-2

	HGWC-18	MW-21D	MW-22	MW-23D
5/24/2016	<0.3			
7/12/2016	0.54			
9/1/2016	0.49			
10/25/2016	0.58			
12/8/2016	0.63			
1/26/2017	0.71			
3/23/2017	0.57			
5/25/2017	0.54			
10/4/2017	0.95			
4/3/2018	0.33			
6/5/2018	0.66			
10/3/2018	0.32			
3/14/2019	0.88			<0.1
3/15/2019		<0.1	<0.1	
4/4/2019		0.1 (J)		
4/5/2019	0.37		0.13 (J)	0.14 (J)
9/25/2019	0.73	<0.1		
9/26/2019				0.16 (J)
9/27/2019			0.28 (J)	
3/2/2020			<0.1	<0.1
3/3/2020	0.34	<0.1		
3/27/2020			<0.1	
3/31/2020	0.45			
4/1/2020		<0.1		<0.1
6/17/2020		<0.1		
9/15/2020	0.31			
9/17/2020			<0.1	<0.1
9/21/2020		<0.1		
2/11/2021	0.71	<0.1		
2/12/2021				<0.1
2/15/2021			<0.1	
3/17/2021			<0.1	<0.1
3/18/2021	0.64	<0.1		
8/19/2021	0.31	<0.1	<0.1	<0.1
2/8/2022	0.19	<0.1	<0.1	
2/10/2022				<0.1
8/10/2022	0.3			
8/11/2022		0.056 (J)	0.063 (J)	0.06 (J)
1/27/2023		0.05 (J)		
1/30/2023			0.064 (J)	
2/1/2023	0.21			0.074 (J)
8/12/2023		<0.1		
8/13/2023	0.25		0.057 (J)	0.061 (J)
2/18/2024	0.17	<0.1	<0.1	<0.1
8/9/2024	0.28	0.078 (J)		0.075 (J)
8/10/2024			0.078 (J)	
Mean	0.467	0.09275	0.1048	0.098
Std. Dev.	0.2216	0.01649	0.05207	0.02613
Upper Lim.	0.5727	0.1	0.13	0.14
Lower Lim.	0.3613	0.078	0.064	0.074

ND substitution: RL or RL/2 if <15% NDs.

Confidence Interval

Constituent: Fluoride (mg/L) Analysis Run 10/21/2024 3:11 PM View: Appendix IV - Confidence Intervals

Plant Hammond Client: Southern Company Data: Hammond AP-2

	MW-33	MW-34D	MW-35	MW-37D
1/22/2020	0.18 (J)			
4/1/2020	0.15 (J)			
6/17/2020	0.25			
6/18/2020		0.082 (J)	0.053 (J)	0.1
9/21/2020	0.14		<0.1	
9/23/2020		<0.1		0.065 (J)
2/11/2021				0.077 (J)
2/12/2021	0.25			
2/15/2021			0.093 (J)	
3/12/2021				0.061 (J)
3/18/2021	0.4			
3/19/2021			0.082 (J)	
8/16/2021		0.066 (J)		
8/18/2021	0.16		0.052 (J)	0.05 (J)
2/8/2022	0.14		0.065 (J)	0.055 (J)
2/9/2022		0.051 (J)		
8/10/2022	0.21	0.081 (J)		0.084 (J)
8/11/2022			0.088 (J)	
1/27/2023	0.087 (J)			
1/30/2023		0.089 (J)		0.092 (J)
2/1/2023			0.1	
8/12/2023		0.062 (J)	0.077 (J)	
8/13/2023	0.22			0.11
2/18/2024	0.088 (J)	<0.1		0.05 (J)
2/19/2024			0.16	
8/9/2024	0.39		0.13	
8/10/2024		0.1		0.094 (J)
Mean	0.205	0.08122	0.08636	0.07618
Std. Dev.	0.09928	0.01814	0.03426	0.02125
Upper Lim.	0.2788	0.09102	0.1149	0.09389
Lower Lim.	0.1312	0.06069	0.05781	0.05847

ND substitution: RL or RL/2 if <15% NDs.

Confidence Interval

Constituent: Fluoride (mg/L) Analysis Run 10/21/2024 3:11 PM View: Appendix IV - Confidence Intervals

Plant Hammond Client: Southern Company Data: Hammond AP-2

	MW-51
8/18/2021	0.072 (J)
2/8/2022	0.078 (J)
8/11/2022	0.11
2/1/2023	0.18
8/12/2023	0.1
2/19/2024	0.12
8/9/2024	0.15
Mean	0.1157
Std. Dev.	0.0386
Upper Lim.	0.1616
Lower Lim.	0.06987

Confidence Interval

Constituent: Lead (mg/L) Analysis Run 10/21/2024 3:11 PM View: Appendix IV - Confidence Intervals

Plant Hammond Client: Southern Company Data: Hammond AP-2

	HGWC-14	HGWC-15	HGWC-16	HGWC-17
5/23/2016	0.00182 (J)	<0.001	<0.001	<0.001
7/12/2016	0.0015 (J)	<0.001	<0.001	<0.001
9/1/2016	0.0016 (J)	<0.001	<0.001	<0.001
10/24/2016	0.0016 (J)	<0.001		
10/25/2016			<0.001	<0.001
12/7/2016	0.0018 (J)	<0.001	<0.001	<0.001
1/26/2017	0.002 (J)	<0.001	0.0001 (J)	<0.001
3/22/2017			0.0002 (J)	0.0001 (J)
3/23/2017	0.0019 (J)	0.001 (J)		
5/24/2017	0.0016 (J)	0.0001 (J)	0.0001 (J)	
5/25/2017				<0.001
4/3/2018		<0.001	<0.001	<0.001
4/4/2018	<0.001			
3/14/2019	0.0014 (J)	<0.001		
3/15/2019			<0.001	<0.001
4/4/2019		7.2E-05 (J)	0.00016 (J)	
4/5/2019	0.0012 (J)			7.6E-05 (J)
9/24/2019	0.0013 (J)	0.0002 (J)		
9/25/2019			<0.001	8.9E-05 (J)
3/3/2020	0.0017 (J)	5.3E-05 (J)	0.00016 (J)	0.00013 (J)
3/26/2020		<0.001		
3/30/2020	0.0015 (J)		7.3E-05 (J)	
3/31/2020				7.7E-05 (J)
9/16/2020				6.5E-05 (J)
9/17/2020		<0.001	7.8E-05 (J)	
9/18/2020	0.0012 (J)			
2/10/2021			9.4E-05 (J)	
2/11/2021	0.0015 (J)			0.00018 (J)
2/12/2021		<0.001		
3/16/2021		<0.001		
3/17/2021	0.0019		5.8E-05 (J)	
3/18/2021				8.8E-05 (J)
8/18/2021	0.0015			<0.001
8/19/2021		<0.001	<0.001	
2/8/2022		<0.001	<0.001	<0.001
2/9/2022	0.0014			
8/10/2022			<0.001	<0.001
8/11/2022	<0.001	<0.001		
1/30/2023				<0.001
2/1/2023	0.0011	<0.001	<0.001	
8/13/2023	0.00079 (J)	<0.001	<0.001	0.00049 (J)
2/17/2024	0.0012	<0.001		<0.001
2/18/2024			<0.001	
8/8/2024		<0.001		0.00032 (J)
8/9/2024			<0.001	
8/10/2024	0.0012			
Mean	0.001405	0.000851	0.0006676	0.0006506
Std. Dev.	0.000401	0.0003411	0.0004392	0.0004311
Upper Lim.	0.001609	0.001	0.001	0.001
Lower Lim.	0.0012	0.001	0.0001	0.0001

ND substitution: RL or RL/2 if <15% NDs.

Confidence Interval

Constituent: Lead (mg/L) Analysis Run 10/21/2024 3:11 PM View: Appendix IV - Confidence Intervals

Plant Hammond Client: Southern Company Data: Hammond AP-2

	HGWC-18	MW-21D	MW-22	MW-23D
5/24/2016	0.00154 (J)			
7/12/2016	0.0012 (J)			
9/1/2016	0.0014 (J)			
10/25/2016	0.0015 (J)			
12/8/2016	0.0017 (J)			
1/26/2017	0.0013 (J)			
3/23/2017	0.001 (J)			
5/25/2017	0.0012 (J)			
4/3/2018	<0.001			
3/14/2019	0.0015 (J)			<0.001
3/15/2019		<0.001	<0.001	
4/4/2019		<0.001		
4/5/2019	0.0015 (J)		<0.001	<0.001
9/25/2019	0.0015 (J)	<0.001		
9/26/2019				<0.001
9/27/2019			0.0001 (J)	
3/2/2020			9.4E-05 (J)	5.1E-05 (J)
3/3/2020	0.0013 (J)	4.7E-05 (J)		
3/27/2020			<0.001	
3/31/2020	0.0014 (J)			
4/1/2020		4.8E-05 (J)		<0.001
6/17/2020		<0.001		
9/15/2020	0.0014 (J)			
9/17/2020			<0.001	0.00016 (J)
9/21/2020		<0.001		
2/11/2021	0.00098 (J)	0.00066 (J)		
2/12/2021				<0.001
2/15/2021			3.6E-05 (J)	
3/17/2021			<0.001	<0.001
3/18/2021	0.00096 (J)	7.3E-05 (J)		
8/19/2021	0.0013	<0.001	<0.001	<0.001
2/8/2022	0.0009 (J)	<0.001	<0.001	
2/10/2022				<0.001
8/10/2022	0.0011			
8/11/2022		<0.001	<0.001	<0.001
1/27/2023		<0.001		
1/30/2023			<0.001	
2/1/2023	<0.001			<0.001
8/12/2023		<0.001		
8/13/2023	0.00075 (J)		<0.001	<0.001
2/18/2024	0.0011	<0.001	<0.001	<0.001
8/9/2024	0.0007 (J)	<0.001		<0.001
8/10/2024			<0.001	
Mean	0.001176	0.0008018	0.0008153	0.0008807
Std. Dev.	0.000333	0.0003795	0.0003825	0.0003154
Upper Lim.	0.001346	0.001	0.001	0.001
Lower Lim.	0.001006	7.3E-05	0.0001	0.00016

ND substitution: RL or RL/2 if <15% NDs.

Confidence Interval

Constituent: Lead (mg/L) Analysis Run 10/21/2024 3:11 PM View: Appendix IV - Confidence Intervals

Plant Hammond Client: Southern Company Data: Hammond AP-2

	MW-33	MW-34D	MW-35	MW-37D
4/1/2020	0.0017 (J)			
6/17/2020	0.0017 (J)			
6/18/2020		0.00087 (J)	0.00016 (J)	0.0017 (J)
9/21/2020	0.0017 (J)		0.00099 (J)	
9/23/2020		<0.001		8.2E-05 (J)
2/11/2021				0.00039 (J)
2/12/2021	0.0018 (J)			
2/15/2021			0.00055 (J)	
3/12/2021				<0.001
3/18/2021	0.0017			
3/19/2021			0.00066 (J)	
8/16/2021		<0.001		
8/18/2021	0.0016		<0.001	<0.001
2/8/2022	0.0014		<0.001	<0.001
2/9/2022		<0.001		
8/10/2022	<0.001	<0.001		<0.001
8/11/2022			<0.001	
1/27/2023	<0.001			
1/30/2023		<0.001		<0.001
2/1/2023			<0.001	
8/12/2023		<0.001	0.00035 (J)	
8/13/2023	0.0011			<0.001
2/18/2024	0.00084 (J)	<0.001		<0.001
2/19/2024			0.0006 (J)	
8/9/2024	0.0023		0.00068 (J)	
8/10/2024		<0.001		<0.001
Mean	0.001487	0.0009856	0.0007264	0.0009247
Std. Dev.	0.0004268	4.333E-05	0.0002975	0.0004053
Upper Lim.	0.001674	0.001	0.0007728	0.001
Lower Lim.	0.0009477	0.00087	0.0003672	0.00039

ND substitution: RL or RL/2 if <15% NDs.

Confidence Interval

Constituent: Lithium (mg/L) Analysis Run 10/21/2024 3:11 PM View: Appendix IV - Confidence Intervals

Plant Hammond Client: Southern Company Data: Hammond AP-2

	HGWC-14	HGWC-15	HGWC-16	HGWC-17
5/23/2016	<0.03	<0.03	<0.03	<0.03
7/12/2016	<0.03	<0.03	0.0037 (J)	<0.03
9/1/2016	<0.03	0.0021 (J)	0.0033 (J)	<0.03
10/24/2016	<0.03	<0.03		
10/25/2016			0.0029 (J)	<0.03
12/7/2016	<0.03	<0.03	0.0029 (J)	<0.03
1/26/2017	<0.03	<0.03	0.0028 (J)	<0.03
3/22/2017			0.0025 (J)	<0.03
3/23/2017	<0.03	0.0016 (J)		
5/24/2017	<0.03	0.0029 (J)	0.0029 (J)	
5/25/2017				0.0011 (J)
4/3/2018		0.0026 (J)	0.0028 (J)	<0.03
4/4/2018	<0.03			
6/6/2018	<0.03	0.0013 (J)	0.0031 (J)	<0.03
10/3/2018	<0.03	0.0017 (J)	0.0026 (J)	<0.03
3/14/2019	<0.03	<0.03		
3/15/2019			0.0041 (J)	0.0011 (J)
4/4/2019		0.0009 (J)	0.0032 (J)	
4/5/2019	<0.03			0.00074 (J)
9/24/2019	<0.03	0.0012 (J)		
9/25/2019			0.0038 (J)	0.0011 (J)
3/3/2020	<0.03	0.0084 (J)	0.0047 (J)	0.0012 (J)
3/26/2020		0.0061 (J)		
3/30/2020	<0.03		0.0041 (J)	
3/31/2020				0.0009 (J)
9/16/2020				0.0012 (J)
9/17/2020		0.0094 (J)	0.0043 (J)	
9/18/2020	<0.03			
2/10/2021			0.0038 (J)	
2/11/2021	<0.03			0.0013 (J)
2/12/2021		0.036		
3/16/2021		0.032		
3/17/2021	<0.03		0.0048 (J)	
3/18/2021				0.0014 (J)
8/18/2021	<0.03			0.0012 (J)
8/19/2021		0.0058 (J)	0.0042 (J)	
2/8/2022		0.014 (J)	0.0034 (J)	0.0014 (J)
2/9/2022	<0.03			
8/11/2022	<0.03	0.0025 (J)		
1/30/2023				0.0014 (J)
2/1/2023	<0.03	0.016 (J)	0.0036 (J)	
8/13/2023	<0.03	0.0047 (J)	0.003 (J)	0.0018 (J)
2/17/2024	0.0029 (J)	0.014 (J)		<0.03
2/18/2024			0.003 (J)	
8/8/2024		0.0042 (J)		0.0017 (J)
8/9/2024			0.0028 (J)	
8/10/2024	<0.03			
Mean	0.02896	0.01336	0.003892	0.0139
Std. Dev.	0.005315	0.0127	0.002405	0.01457
Upper Lim.	0.03	0.006779	0.0041	0.03
Lower Lim.	0.0029	0.002526	0.0029	0.0012

ND substitution: RL or RL/2 if <15% NDs.

Confidence Interval

Constituent: Lithium (mg/L) Analysis Run 10/21/2024 3:11 PM View: Appendix IV - Confidence Intervals

Plant Hammond Client: Southern Company Data: Hammond AP-2

	HGWC-18	MW-21D	MW-22	MW-23D
5/24/2016	0.0142 (J)			
7/12/2016	0.0141 (J)			
9/1/2016	0.0158 (J)			
10/25/2016	0.016 (J)			
12/8/2016	0.0144 (J)			
1/26/2017	0.0136 (J)			
3/23/2017	0.0151 (J)			
5/25/2017	0.0154 (J)			
4/3/2018	0.013 (J)			
6/5/2018	0.013 (J)			
10/3/2018	0.015 (J)			
3/14/2019	0.011 (J)			0.0028 (J)
3/15/2019		0.025 (J)	0.002 (J)	
4/4/2019		0.019 (J)		
4/5/2019	0.0084 (J)		0.0013 (J)	0.0021 (J)
9/25/2019	0.015 (J)	0.024 (J)		
9/26/2019				0.0023 (J)
9/27/2019			0.0013 (J)	
3/2/2020			0.0015 (J)	0.0025 (J)
3/3/2020	0.012 (J)	0.026 (J)		
3/27/2020			0.0013 (J)	
3/31/2020	0.012 (J)			
4/1/2020		0.026 (J)		0.0024 (J)
6/17/2020		0.023 (J)		
9/15/2020	0.014 (J)			
9/17/2020			0.0011 (J)	0.0021 (J)
9/21/2020		0.022 (J)		
2/11/2021	0.011 (J)	0.021 (J)		
2/12/2021				0.0023 (J)
2/15/2021			0.0011 (J)	
3/17/2021			0.0012 (J)	0.0024 (J)
3/18/2021	0.013 (J)	0.026 (J)		
8/19/2021	0.013 (J)	0.022 (J)	0.0012 (J)	0.0022 (J)
2/8/2022	0.01 (J)	0.022 (J)	0.0011 (J)	
2/10/2022				0.0029 (J)
8/11/2022		0.022 (J)	0.0011 (J)	0.002 (J)
1/27/2023		0.018 (J)		
1/30/2023			0.0011 (J)	
2/1/2023	0.0093 (J)			0.0019 (J)
8/12/2023		0.015 (J)		
8/13/2023	0.012 (J)		0.0014 (J)	0.0017 (J)
2/18/2024	0.0098 (J)	0.012 (J)	<0.03	0.0016 (J)
8/9/2024	0.011 (J)	0.011 (J)		<0.03
8/10/2024			<0.03	
Mean	0.01284	0.02088	0.003113	0.00308
Std. Dev.	0.002136	0.004745	0.004832	0.003317
Upper Lim.	0.01391	0.02396	0.002	0.0028
Lower Lim.	0.01178	0.01843	0.0011	0.0019

ND substitution: RL or RL/2 if <15% NDs.

Confidence Interval

Constituent: Lithium (mg/L) Analysis Run 10/21/2024 3:11 PM View: Appendix IV - Confidence Intervals

Plant Hammond Client: Southern Company Data: Hammond AP-2

	MW-33	MW-34D	MW-35	MW-37D
4/1/2020	0.0011 (J)			
6/17/2020	0.00097 (J)			
6/18/2020		0.0021 (J)	0.0046 (J)	0.038 (J)
9/21/2020	0.00086 (J)		0.0036 (J)	
9/23/2020		0.0011 (J)		0.031
2/11/2021				0.034
2/12/2021	0.0011 (J)			
2/15/2021			0.0043 (J)	
3/12/2021				0.035
3/18/2021	0.0012 (J)			
3/19/2021			0.0045 (J)	
8/16/2021		0.001 (J)		
8/18/2021	0.00097 (J)		0.0036 (J)	0.03
2/8/2022	0.001 (J)		0.0039 (J)	0.029 (J)
2/9/2022		0.0022 (J)		
8/11/2022			<0.03	
1/27/2023	<0.03			
1/30/2023		0.0013 (J)		0.021 (J)
2/1/2023			0.0034 (J)	
8/12/2023		0.0013 (J)	0.0031 (J)	
8/13/2023	0.00077 (J)			0.02 (J)
2/18/2024	<0.03	<0.03		0.021 (J)
2/19/2024			0.0031 (J)	
8/9/2024	0.0022 (J)		0.0034 (J)	
8/10/2024		<0.03		0.021 (J)
Mean	0.006379	0.008625	0.004773	0.028
Std. Dev.	0.01168	0.0132	0.003432	0.006749
Upper Lim.	0.03	0.03	0.0046	0.03402
Lower Lim.	0.00086	0.001	0.0031	0.02198

ND substitution: RL or RL/2 if <15% NDs.

Confidence Interval

Constituent: Lithium (mg/L) Analysis Run 10/21/2024 3:11 PM View: Appendix IV - Confidence Intervals

Plant Hammond Client: Southern Company Data: Hammond AP-2

	MW-51
8/18/2021	0.0022 (J)
2/8/2022	0.001 (J)
8/11/2022	0.0014 (J)
2/1/2023	0.0015 (J)
8/12/2023	0.00098 (J)
2/19/2024	0.0017 (J)
8/9/2024	<0.03
Mean	0.003397
Std. Dev.	0.005133
Upper Lim.	0.015
Lower Lim.	0.00098

ND substitution: RL or RL/2 if <15% NDs.

Confidence Interval

Constituent: Mercury (mg/L) Analysis Run 10/21/2024 3:11 PM View: Appendix IV - Confidence Intervals

Plant Hammond Client: Southern Company Data: Hammond AP-2

	HGWC-18	MW-22	MW-23D	MW-35
5/24/2016	<0.0002			
7/12/2016	<0.0002			
9/1/2016	6E-05 (J)			
10/25/2016	4E-05 (J)			
12/8/2016	<0.0002			
1/26/2017	8E-05 (J)			
3/23/2017	9E-05 (J)			
5/25/2017	8E-05 (J)			
4/3/2018	<0.0002			
3/14/2019	<0.0002		<0.0002	
3/15/2019		<0.0002		
3/2/2020		<0.0002	<0.0002	
3/3/2020	<0.0002			
2/11/2021	<0.0002			
2/12/2021			<0.0002	
2/15/2021		<0.0002		<0.0002
2/8/2022	<0.0002	<0.0002		0.00014 (J)
2/10/2022			<0.0002	
8/11/2022		0.00016 (J)	0.00017 (J)	0.00014 (J)
1/30/2023		<0.0002		
2/1/2023	<0.0002		<0.0002	0.00084
8/12/2023				<0.0002
8/13/2023	<0.0002	<0.0002	<0.0002	
2/18/2024	<0.0002	<0.0002	<0.0002	
2/19/2024				<0.0002
8/9/2024	<0.0002		<0.0002	<0.0002
8/10/2024		<0.0002		
Mean	0.0001618	0.0001956	0.0001967	0.0002743
Std. Dev.	6.187E-05	1.333E-05	1E-05	0.0002511
Upper Lim.	0.0002	0.0002	0.0002	0.00084
Lower Lim.	8E-05	0.00016	0.00017	0.00014

ND substitution: RL or RL/2 if <15% NDs.

Confidence Interval

Constituent: Mercury (mg/L) Analysis Run 10/21/2024 3:11 PM View: Appendix IV - Confidence Intervals

Plant Hammond Client: Southern Company Data: Hammond AP-2

	MW-51
2/8/2022	<0.0002
8/11/2022	0.00013 (J)
2/1/2023	<0.0002
8/12/2023	<0.0002
2/19/2024	<0.0002
8/9/2024	<0.0002
Mean	0.0001883
Std. Dev.	2.858E-05
Upper Lim.	0.0002
Lower Lim.	0.00013

ND substitution: RL or RL/2 if <15% NDs.

Confidence Interval

Constituent: Molybdenum (mg/L) Analysis Run 10/21/2024 3:11 PM View: Appendix IV - Confidence Intervals

Plant Hammond Client: Southern Company Data: Hammond AP-2

	HGWC-15	MW-21D	MW-22	MW-23D
5/23/2016	<0.01			
7/12/2016	0.0007 (J)			
9/1/2016	<0.01			
10/24/2016	<0.01			
12/7/2016	<0.01			
1/26/2017	<0.01			
3/23/2017	<0.01			
5/24/2017	<0.01			
4/3/2018	<0.01			
3/14/2019	<0.01			<0.01
3/15/2019		0.045	<0.01	
4/4/2019	<0.01	0.033		
4/5/2019			0.00013 (J)	0.0014 (J)
9/24/2019	<0.01			
9/25/2019		0.038		
9/26/2019				0.0025 (J)
9/27/2019			<0.01	
3/2/2020			<0.01	0.003 (J)
3/3/2020	<0.01	0.025		
3/26/2020	<0.01			
3/27/2020			<0.01	
4/1/2020		0.024		0.0032 (J)
6/17/2020		0.019		
9/17/2020	<0.01		<0.01	0.0026 (J)
9/21/2020		0.017		
2/11/2021		0.016		
2/12/2021	<0.01			0.0039 (J)
2/15/2021			<0.01	
3/16/2021	<0.01			
3/17/2021			<0.01	0.0034 (J)
3/18/2021		0.016		
8/19/2021	<0.01	0.018	<0.01	0.0034 (J)
2/8/2022	<0.01	0.016	<0.01	
2/10/2022				0.0034 (J)
8/11/2022	<0.01	0.023	<0.01	0.0039 (J)
1/27/2023		0.028		
1/30/2023			<0.01	
2/1/2023	<0.01			0.0041 (J)
8/12/2023		0.021		
8/13/2023	<0.01		<0.01	0.0041 (J)
2/17/2024	<0.01			
2/18/2024		0.015	<0.01	0.0047 (J)
8/8/2024	<0.01			
8/9/2024		0.013		0.0044 (J)
8/10/2024			<0.01	
Mean	0.009612	0.02294	0.009342	0.003533
Std. Dev.	0.001898	0.009059	0.002548	0.0009302
Upper Lim.	0.01	0.02797	0.01	0.004164
Lower Lim.	0.0007	0.0171	0.00013	0.002903

ND substitution: RL or RL/2 if <15% NDs.

Confidence Interval

Constituent: Molybdenum (mg/L) Analysis Run 10/21/2024 3:11 PM View: Appendix IV - Confidence Intervals

Plant Hammond Client: Southern Company Data: Hammond AP-2

	MW-37D
6/18/2020	0.023
9/23/2020	0.015
2/11/2021	0.019
3/12/2021	0.014
8/18/2021	0.0083 (J)
2/8/2022	0.007 (J)
1/30/2023	0.0063 (J)
8/13/2023	0.0029 (J)
2/18/2024	0.0016 (J)
8/10/2024	0.0011 (J)
Mean	0.00982
Std. Dev.	0.007575
Upper Lim.	0.01658
Lower Lim.	0.003061

Confidence Interval

Constituent: Selenium (mg/L) Analysis Run 10/21/2024 3:11 PM View: Appendix IV - Confidence Intervals

Plant Hammond Client: Southern Company Data: Hammond AP-2

	HGWC-14	HGWC-15	HGWC-16	HGWC-17
5/23/2016	0.017	<0.005	<0.005	<0.005
7/12/2016	0.0146	<0.005	<0.005	<0.005
9/1/2016	0.0137	<0.005	<0.005	0.0014 (J)
10/24/2016	0.0135	0.0012 (J)		
10/25/2016			<0.005	<0.005
12/7/2016	0.01 (J)	0.0041 (J)	<0.005	0.0023 (J)
1/26/2017	0.0214	<0.005	<0.005	<0.005
3/22/2017			<0.005	<0.005
3/23/2017	0.0167	0.0016 (J)		
5/24/2017	0.0083 (J)	<0.005	<0.005	
5/25/2017				<0.005
4/3/2018		<0.005	<0.005	<0.005
4/4/2018	0.012			
6/6/2018	0.014	<0.005	<0.005	<0.005
10/3/2018	0.0056 (J)	<0.005	<0.005	<0.005
3/14/2019	0.0048 (J)	<0.005		
3/15/2019			<0.005	<0.005
4/4/2019		0.00021 (J)	8.9E-05 (J)	
4/5/2019	0.00091 (J)			9.3E-05 (J)
9/24/2019	0.0064 (J)	<0.005		
9/25/2019			<0.005	<0.005
3/3/2020	0.0045 (J)	<0.005	<0.005	<0.005
3/26/2020		<0.005		
3/30/2020	0.0049 (J)		<0.005	
3/31/2020				<0.005
9/16/2020				<0.005
9/17/2020		<0.005	<0.005	
9/18/2020	0.0045 (J)			
2/10/2021			<0.005	
2/11/2021	0.0072 (J)			<0.005
2/12/2021		<0.005		
3/16/2021		<0.005		
3/17/2021	0.01 (J)		<0.005	
3/18/2021				<0.005
8/18/2021	0.0077			<0.005
8/19/2021		<0.005	<0.005	
2/8/2022		<0.005	<0.005	<0.005
2/9/2022	0.0047 (J)			
8/10/2022			<0.005	<0.005
8/11/2022	0.0037 (J)	<0.005		
1/30/2023				<0.005
2/1/2023	0.0036 (J)	<0.005	<0.005	
8/13/2023	0.0038 (J)	<0.005	<0.005	<0.005
2/17/2024	0.0056	<0.005		<0.005
2/18/2024			<0.005	
8/8/2024		<0.005		<0.005
8/9/2024			<0.005	
8/10/2024	0.003 (J)			
Mean	0.008543	0.004504	0.004811	0.004569
Std. Dev.	0.005276	0.001317	0.0009631	0.001257
Upper Lim.	0.01111	0.005	0.005	0.005
Lower Lim.	0.005972	0.0041	8.9E-05	0.0023

ND substitution: RL or RL/2 if <15% NDs.

Confidence Interval

Constituent: Selenium (mg/L) Analysis Run 10/21/2024 3:11 PM View: Appendix IV - Confidence Intervals

Plant Hammond Client: Southern Company Data: Hammond AP-2

	HGWC-18	MW-22	MW-33	MW-34D
5/24/2016	<0.2			
7/12/2016	0.036			
9/1/2016	0.0347			
10/25/2016	0.0282			
12/8/2016	0.0373			
1/26/2017	0.0385			
3/23/2017	0.0414			
5/25/2017	0.019			
4/3/2018	0.029			
6/5/2018	0.038			
10/3/2018	0.017			
3/14/2019	0.016			
3/15/2019		<0.005		
4/5/2019	0.0018 (J)	<0.005		
9/25/2019	0.02			
9/27/2019		<0.005		
3/2/2020		<0.005		
3/3/2020	0.014			
3/27/2020		<0.005		
3/31/2020	0.019			
4/1/2020			0.011	
6/17/2020			0.014	
6/18/2020				0.0025 (J)
9/15/2020	0.059			
9/17/2020		0.002 (J)		
9/21/2020			0.041	
9/23/2020				<0.005
2/11/2021	0.023			
2/12/2021			0.011	
2/15/2021		<0.005		
3/17/2021		<0.005		
3/18/2021	0.019 (J)		0.028	
8/16/2021				<0.005
8/18/2021			0.014	
8/19/2021	0.01	<0.005		
2/8/2022	0.0082	<0.005	0.0078	
2/9/2022				<0.005
8/10/2022	0.0096		0.007 (J)	<0.005
8/11/2022		<0.005		
1/27/2023			0.015	
1/30/2023		<0.005		0.0016 (J)
2/1/2023	0.0054			
8/12/2023				<0.005
8/13/2023	0.0085	<0.005	0.0065	
2/18/2024	0.013	<0.005	0.011	<0.005
8/9/2024	0.0022 (J)		0.0056	
8/10/2024		<0.005		0.001 (J)
Mean	0.02492	0.0048	0.01433	0.0039
Std. Dev.	0.02078	0.0007746	0.0103	0.001693
Upper Lim.	0.0309	0.005	0.02002	0.005
Lower Lim.	0.01359	0.002	0.007392	0.001

ND substitution: RL or RL/2 if <15% NDs.

Confidence Interval

Constituent: Selenium (mg/L) Analysis Run 10/21/2024 3:11 PM View: Appendix IV - Confidence Intervals

Plant Hammond Client: Southern Company Data: Hammond AP-2

	MW-35	MW-51
6/18/2020	0.014	
9/21/2020	0.037	
2/15/2021	0.01	
3/19/2021	0.016 (J)	
8/18/2021	0.014	0.004 (J)
2/8/2022	0.0083	<0.005
8/11/2022	0.0089 (J)	0.0023 (J)
2/1/2023	0.0063	0.0021 (J)
8/12/2023	0.0058	<0.005
2/19/2024	0.0057	0.0019 (J)
8/9/2024	0.0053	0.0014 (J)
Mean	0.01194	0.0031
Std. Dev.	0.00912	0.001528
Upper Lim.	0.01622	0.003388
Lower Lim.	0.006105	0.001292

ND substitution: RL or RL/2 if <15% NDs.

Confidence Interval

Constituent: Thallium (mg/L) Analysis Run 10/21/2024 3:11 PM View: Appendix IV - Confidence Intervals

Plant Hammond Client: Southern Company Data: Hammond AP-2

	HGWC-14	HGWC-15	HGWC-17	HGWC-18
5/23/2016	0.000306 (J)	<0.001	<0.001	
5/24/2016				<0.001
7/12/2016	0.0003 (J)	<0.001	0.0001 (J)	0.0002 (J)
9/1/2016	0.0003 (J)	<0.001	<0.001	<0.001
10/24/2016	0.0004	<0.001		
10/25/2016			<0.001	<0.001
12/7/2016	0.0003 (J)	<0.001	<0.001	
12/8/2016				<0.001
1/26/2017	0.0003 (J)	<0.001	<0.001	<0.001
3/22/2017			0.0001 (J)	
3/23/2017	0.0003 (J)	<0.001		0.0002 (J)
5/24/2017	0.0003 (J)	<0.001		
5/25/2017			0.0001 (J)	0.0002 (J)
4/3/2018		<0.001	<0.001	0.00014 (J)
4/4/2018	0.00028 (J)			
6/5/2018				0.00016 (J)
6/6/2018	0.00029 (J)	<0.001	<0.001	
10/3/2018	0.00029 (J)	<0.001	<0.001	<0.001
3/14/2019	0.00028 (J)	<0.001		<0.001
3/15/2019			<0.001	
4/4/2019		<0.001		
4/5/2019	0.00028 (J)		0.00013 (J)	0.00014 (J)
9/24/2019	0.0003 (J)	<0.001		
9/25/2019			0.00012 (J)	0.00019 (J)
3/3/2020	0.00026 (J)	<0.001	0.00011 (J)	0.00013 (J)
3/26/2020		<0.001		
3/30/2020	0.00028 (J)			
3/31/2020			0.00014 (J)	0.00015 (J)
9/15/2020				0.00016 (J)
9/16/2020			<0.001	
9/17/2020		<0.001		
9/18/2020	0.00028 (J)			
2/11/2021	0.00026 (J)		<0.001	<0.001
2/12/2021		<0.001		
3/16/2021		<0.001		
3/17/2021	0.00034 (J)			
3/18/2021			<0.001	0.00016 (J)
8/18/2021	0.00027 (J)		<0.001	
8/19/2021		<0.001		0.0002 (J)
2/8/2022		<0.001	<0.001	<0.001
2/9/2022	0.00025 (J)			
8/10/2022			<0.001	<0.001
8/11/2022	0.00024 (J)	<0.001		
1/30/2023			0.00025 (J)	
2/1/2023	0.00047 (J)	0.00022 (J)		<0.001
8/13/2023	0.00026 (J)	<0.001	<0.001	<0.001
2/17/2024	<0.001	<0.001	<0.001	
2/18/2024				<0.001
8/8/2024		<0.001	<0.001	
8/9/2024				<0.001
8/10/2024	<0.001			
Mean	0.0003129	0.00097	0.0007327	0.0006165

ND substitution: RL or RL/2 if <15% NDs.

Confidence Interval

Constituent: Thallium (mg/L) Analysis Run 10/21/2024 3:11 PM View: Appendix IV - Confidence Intervals

Plant Hammond Client: Southern Company Data: Hammond AP-2

	HGWC-14	HGWC-15	HGWC-17	HGWC-18
Std. Dev.	7.216E-05	0.000153	0.0004098	0.0004228
Upper Lim.	0.000306	0.001	0.001	0.001
Lower Lim.	0.00027	0.00022	0.00014	0.00019

Confidence Interval

Constituent: Thallium (mg/L) Analysis Run 10/21/2024 3:11 PM View: Appendix IV - Confidence Intervals

Plant Hammond Client: Southern Company Data: Hammond AP-2

	MW-33	MW-34D	MW-35
4/1/2020	0.00029 (J)		
6/17/2020	0.00028 (J)		
6/18/2020		0.00015 (J)	0.00013 (J)
9/21/2020	0.00029 (J)		<0.001
9/23/2020		<0.001	
2/12/2021	0.00025 (J)		
2/15/2021			<0.001
3/18/2021	0.00031 (J)		
3/19/2021			<0.001
8/16/2021		<0.001	
8/18/2021	0.0004 (J)		<0.001
2/8/2022	0.00025 (J)		<0.001
2/9/2022		<0.001	
8/10/2022	<0.001	<0.001	
8/11/2022			<0.001
1/27/2023	0.00021 (J)		
1/30/2023		<0.001	
2/1/2023			<0.001
8/12/2023		<0.001	<0.001
8/13/2023	0.00022 (J)		
2/18/2024	<0.001	<0.001	
2/19/2024			<0.001
8/9/2024	<0.001		<0.001
8/10/2024		<0.001	
Mean	0.0004583	0.0009056	0.0009209
Std. Dev.	0.0003302	0.0002833	0.0002623
Upper Lim.	0.001	0.001	0.001
Lower Lim.	0.00022	0.00015	0.001

ND substitution: RL or RL/2 if <15% NDs.

FIGURE I.

Appendix IV Trend Tests - Significant Results

Plant Hammond Client: Southern Company Data: Hammond AP-2 Printed 10/21/2024, 3:13 PM

Constituent	Well	Slope	Calc.	Critical	Sig.	N	%NDs	Normality	Xform	Alpha	Method
Cobalt (mg/L)	**HGWA-4 (bg)**	**-0.00006518**	**-151**	**-90**	**Yes**	**26**	**61.54**	**n/a**	**n/a**	**0.05**	**NP**
Cobalt (mg/L)	**HGWC-18**	**-0.008561**	**-172**	**-90**	**Yes**	**26**	**0**	**n/a**	**n/a**	**0.05**	**NP**

Appendix IV Trend Tests - All Results

Plant Hammond Client: Southern Company Data: Hammond AP-2 Printed 10/21/2024, 3:13 PM

Constituent	Well	Slope	Calc.	Critical	Sig.	N	%NDs	Normality	Xform	Alpha	Method
Cobalt (mg/L)	HGWA-1 (bg)	0	-36	-90	No	26	84.62	n/a	n/a	0.05	NP
Cobalt (mg/L)	HGWA-2 (bg)	0	0	90	No	26	0	n/a	n/a	0.05	NP
Cobalt (mg/L)	HGWA-3 (bg)	0	0	90	No	26	100	n/a	n/a	0.05	NP
Cobalt (mg/L)	**HGWA-4 (bg)**	**-0.00006518**	**-151**	**-90**	**Yes**	**26**	**61.54**	**n/a**	**n/a**	**0.05**	**NP**
Cobalt (mg/L)	HGWA-42D (bg)	0	-3	-34	No	13	84.62	n/a	n/a	0.05	NP
Cobalt (mg/L)	HGWA-43D (bg)	0	0	34	No	13	100	n/a	n/a	0.05	NP
Cobalt (mg/L)	HGWA-44D (bg)	0	0	34	No	13	100	n/a	n/a	0.05	NP
Cobalt (mg/L)	HGWA-5 (bg)	-0.00001798	-39	-90	No	26	26.92	n/a	n/a	0.05	NP
Cobalt (mg/L)	HGWA-6 (bg)	0	-25	-90	No	26	96.15	n/a	n/a	0.05	NP
Cobalt (mg/L)	**HGWC-18**	**-0.008561**	**-172**	**-90**	**Yes**	**26**	**0**	**n/a**	**n/a**	**0.05**	**NP**
Cobalt (mg/L)	MW-33	-0.001709	-6	-34	No	13	0	n/a	n/a	0.05	NP
Cobalt (mg/L)	MW-35	-0.001905	-21	-27	No	11	0	n/a	n/a	0.05	NP

Sanitas™ v.10.0.20 Software licensed to Groundwater Stats Consulting. UG
Hollow symbols indicate censored values.

Sen's Slope Estimator

HGWA-1 (bg)

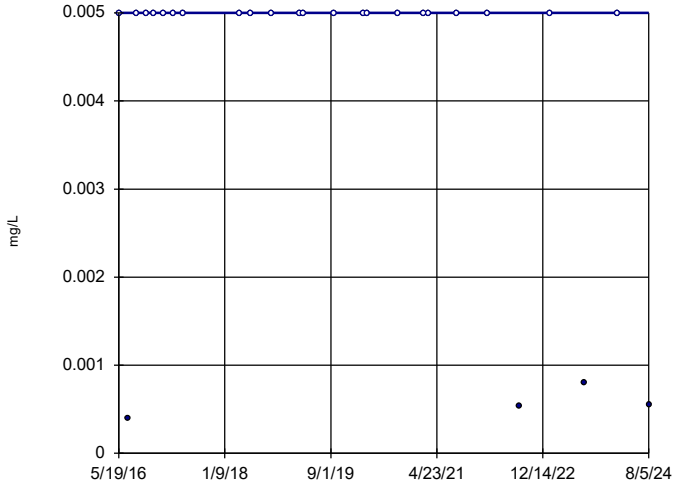

n = 26

Slope = 0
units per year.

Mann-Kendall
statistic = -36
critical = -90

Trend not sig-
nificant at 95%
confidence level
(α = 0.025 per
tail).

Constituent: Cobalt Analysis Run 10/21/2024 3:12 PM View: Appendix IV - Confidence Intervals
Plant Hammond Client: Southern Company Data: Hammond AP-2

Sanitas™ v.10.0.20 Software licensed to Groundwater Stats Consulting. UG

Sen's Slope Estimator

HGWA-2 (bg)

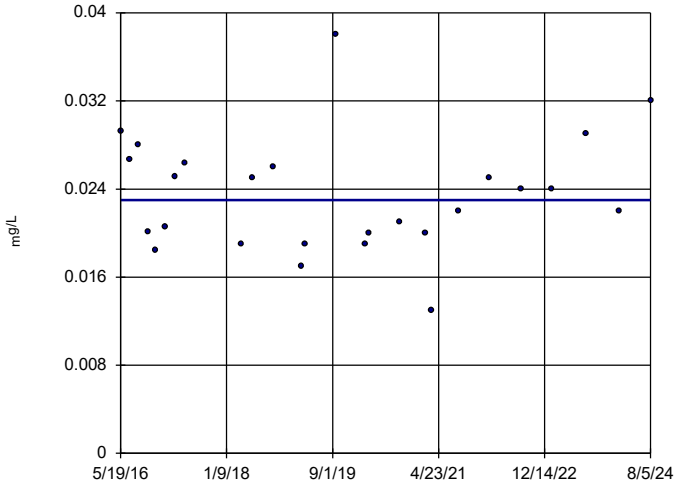

n = 26

Slope = 0
units per year.

Mann-Kendall
statistic = 0
critical = 90

Trend not sig-
nificant at 95%
confidence level
(α = 0.025 per
tail).

Constituent: Cobalt Analysis Run 10/21/2024 3:12 PM View: Appendix IV - Confidence Intervals
Plant Hammond Client: Southern Company Data: Hammond AP-2

Sanitas™ v.10.0.20 Software licensed to Groundwater Stats Consulting. UG
Hollow symbols indicate censored values.

Sen's Slope Estimator

HGWA-3 (bg)

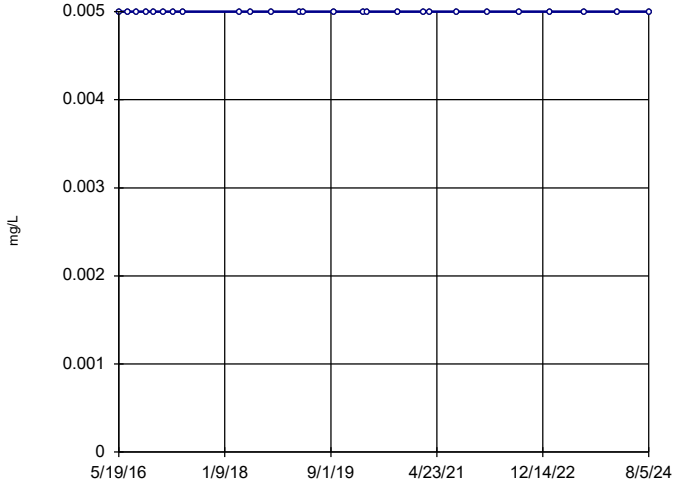

n = 26

Slope = 0
units per year.

Mann-Kendall
statistic = 0
critical = 90

Trend not sig-
nificant at 95%
confidence level
(α = 0.025 per
tail).

Constituent: Cobalt Analysis Run 10/21/2024 3:12 PM View: Appendix IV - Confidence Intervals
Plant Hammond Client: Southern Company Data: Hammond AP-2

Sanitas™ v.10.0.20 Software licensed to Groundwater Stats Consulting. UG
Hollow symbols indicate censored values.

Sen's Slope Estimator

HGWA-4 (bg)

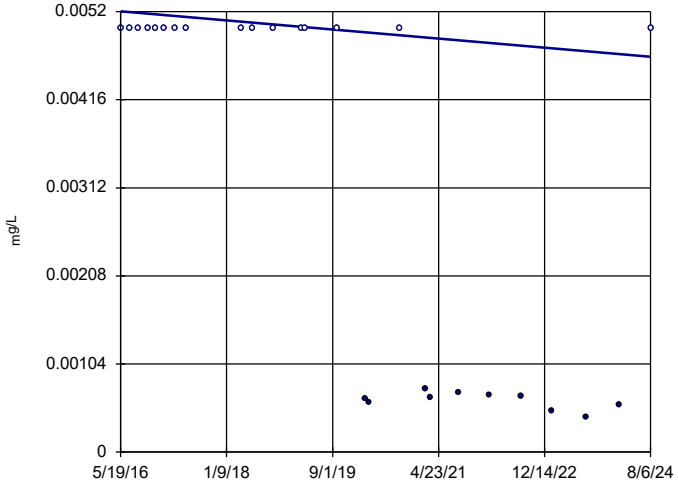

n = 26

Slope = -0.00006518
units per year.

Mann-Kendall
statistic = -151
critical = -90

Decreasing trend
significant at 95%
confidence level
(α = 0.025 per
tail).

Constituent: Cobalt Analysis Run 10/21/2024 3:12 PM View: Appendix IV - Confidence Intervals
Plant Hammond Client: Southern Company Data: Hammond AP-2

Sanitas™ v.10.0.20 Software licensed to Groundwater Stats Consulting. UG
Hollow symbols indicate censored values.

Sen's Slope Estimator

HGWA-42D (bg)

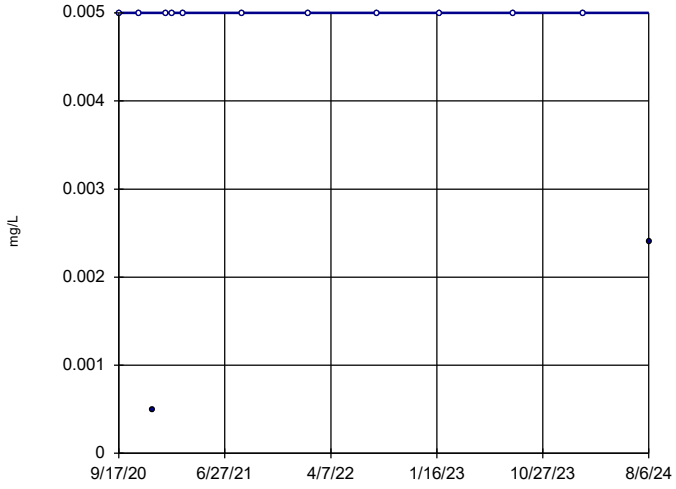

n = 13

Slope = 0
units per year.

Mann-Kendall
statistic = -3
critical = -34

Trend not sig-
nificant at 95%
confidence level
(α = 0.025 per
tail).

Constituent: Cobalt Analysis Run 10/21/2024 3:12 PM View: Appendix IV - Confidence Intervals

Plant Hammond Client: Southern Company Data: Hammond AP-2

Sanitas™ v.10.0.20 Software licensed to Groundwater Stats Consulting. UG
Hollow symbols indicate censored values.

Sen's Slope Estimator

HGWA-43D (bg)

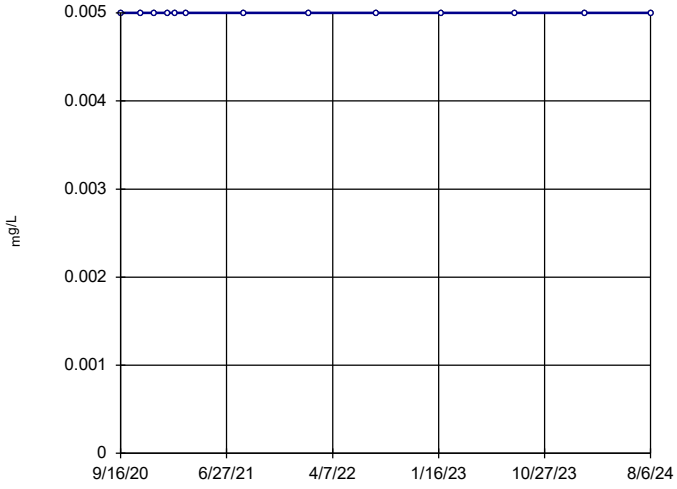

n = 13

Slope = 0
units per year.

Mann-Kendall
statistic = 0
critical = 34

Trend not sig-
nificant at 95%
confidence level
(α = 0.025 per
tail).

Constituent: Cobalt Analysis Run 10/21/2024 3:12 PM View: Appendix IV - Confidence Intervals

Plant Hammond Client: Southern Company Data: Hammond AP-2

Sanitas™ v.10.0.20 Software licensed to Groundwater Stats Consulting. UG
Hollow symbols indicate censored values.

Sen's Slope Estimator

HGWA-44D (bg)

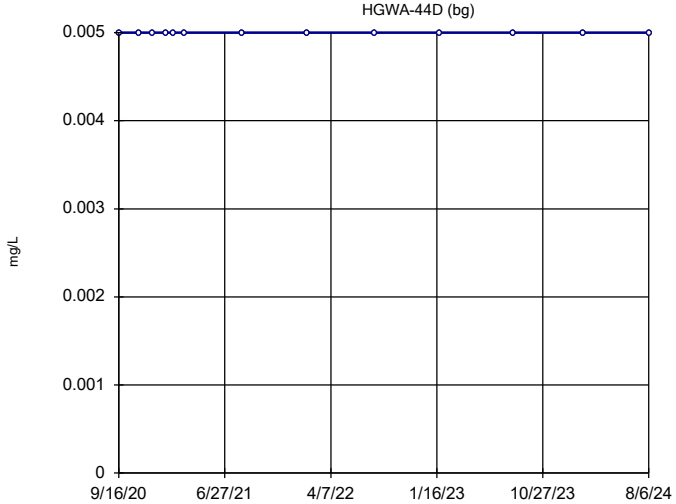

n = 13

Slope = 0
units per year.

Mann-Kendall
statistic = 0
critical = 34

Trend not sig-
nificant at 95%
confidence level
(α = 0.025 per
tail).

Constituent: Cobalt Analysis Run 10/21/2024 3:12 PM View: Appendix IV - Confidence Intervals

Plant Hammond Client: Southern Company Data: Hammond AP-2

Sanitas™ v.10.0.20 Software licensed to Groundwater Stats Consulting. UG
Hollow symbols indicate censored values.

Sen's Slope Estimator

HGWA-5 (bg)

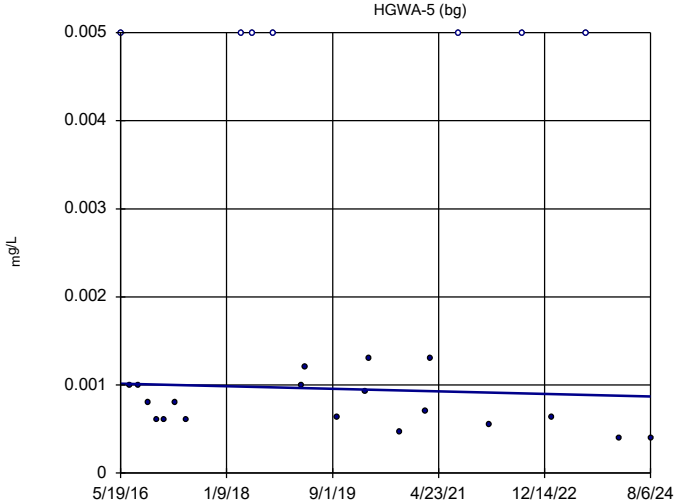

n = 26

Slope = -0.00001798
units per year.

Mann-Kendall
statistic = -39
critical = -90

Trend not sig-
nificant at 95%
confidence level
(α = 0.025 per
tail).

Constituent: Cobalt Analysis Run 10/21/2024 3:12 PM View: Appendix IV - Confidence Intervals

Plant Hammond Client: Southern Company Data: Hammond AP-2

Sanitas™ v.10.0.20 Software licensed to Groundwater Stats Consulting. UG

Hollow symbols indicate censored values.

Sen's Slope Estimator

HGWA-6 (bg)

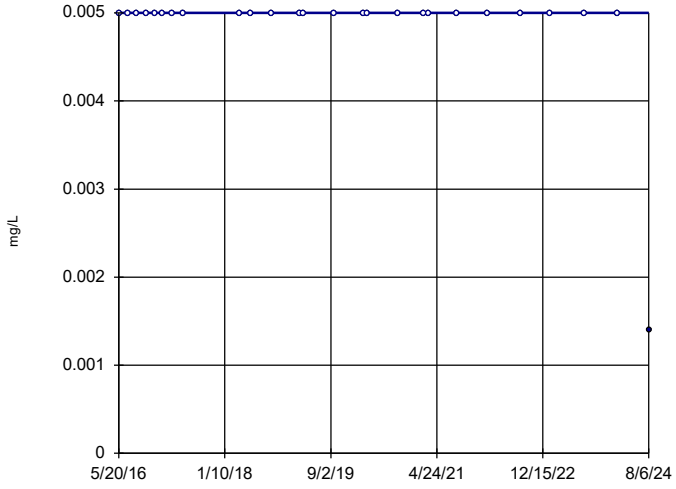

n = 26

Slope = 0 units per year.

Mann-Kendall statistic = -25 critical = -90

Trend not significant at 95% confidence level (α = 0.025 per tail).

Constituent: Cobalt Analysis Run 10/21/2024 3:12 PM View: Appendix IV - Confidence Intervals

Plant Hammond Client: Southern Company Data: Hammond AP-2

Sanitas™ v.10.0.20 Software licensed to Groundwater Stats Consulting. UG

Sen's Slope Estimator

HGWC-18

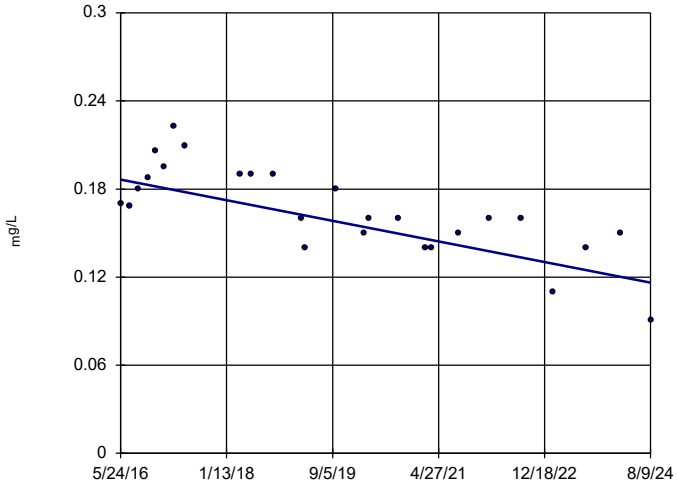

n = 26

Slope = -0.008561 units per year.

Mann-Kendall statistic = -172 critical = -90

Decreasing trend significant at 95% confidence level (α = 0.025 per tail).

Constituent: Cobalt Analysis Run 10/21/2024 3:12 PM View: Appendix IV - Confidence Intervals

Plant Hammond Client: Southern Company Data: Hammond AP-2

Sanitas™ v.10.0.20 Software licensed to Groundwater Stats Consulting. UG

Sen's Slope Estimator

MW-33

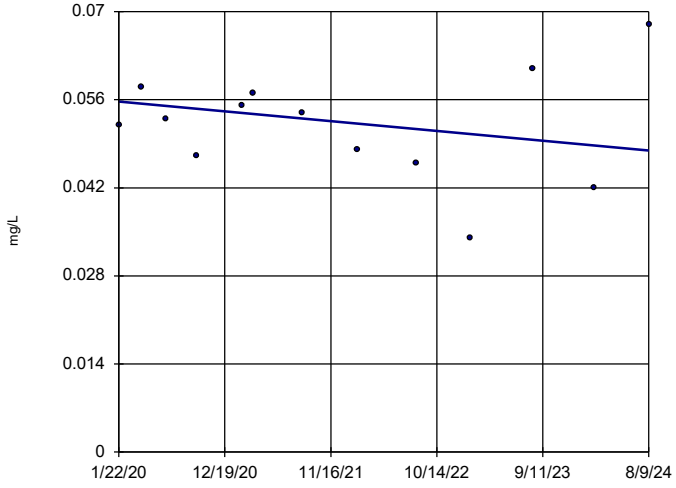

n = 13

Slope = -0.001709 units per year.

Mann-Kendall statistic = -6 critical = -34

Trend not significant at 95% confidence level (α = 0.025 per tail).

Constituent: Cobalt Analysis Run 10/21/2024 3:12 PM View: Appendix IV - Confidence Intervals

Plant Hammond Client: Southern Company Data: Hammond AP-2

Sanitas™ v.10.0.20 Software licensed to Groundwater Stats Consulting. UG

Sen's Slope Estimator

MW-35

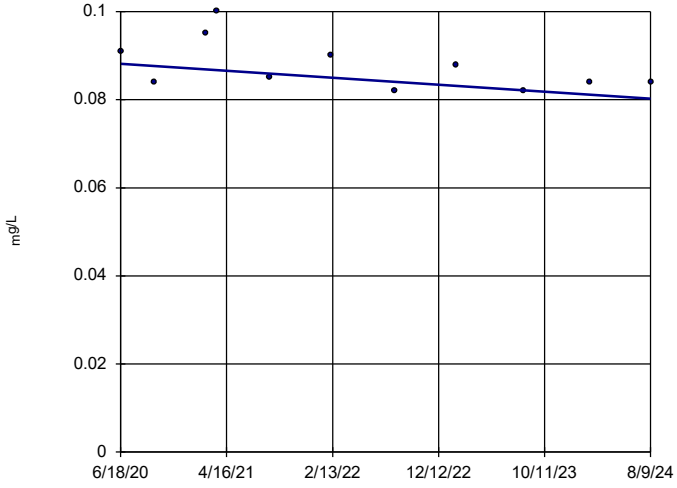

n = 11

Slope = -0.001905 units per year.

Mann-Kendall statistic = -21 critical = -27

Trend not significant at 95% confidence level (α = 0.025 per tail).

Constituent: Cobalt Analysis Run 10/21/2024 3:12 PM View: Appendix IV - Confidence Intervals

Plant Hammond Client: Southern Company Data: Hammond AP-2

APPENDIX D

Pilot Study Documentation

January 2024

LABORATORY ANALYTICAL RESULTS

Pace Analytical Services, LLC
9800 Kincey Ave. Suite 100
Huntersville, NC 28078
(704)875-9092

February 06, 2024

Kristen Jurinko
Southern Company
241 Ralph McGill Blvd NE
Bin 10160
Atlanta, GA 30308

RE: Project: Hammond AP-2
Pace Project No.: 92710201

Dear Kristen Jurinko:

Enclosed are the analytical results for sample(s) received by the laboratory on January 25, 2024. The results relate only to the samples included in this report. Results reported herein conform to the applicable TNI/NELAC Standards and the laboratory's Quality Manual, where applicable, unless otherwise noted in the body of the report.

The test results provided in this final report were generated by each of the following laboratories within the Pace Network:

- Pace Analytical Services - Asheville
- Pace Analytical Services - Peachtree Corners, GA

If you have any questions concerning this report, please feel free to contact me.

Sincerely,

Bonnie Vang

Bonnie Vang
bonnie.vang@pacelabs.com
704-977-0968
Project Manager

Enclosures

cc: Kip Gray, Geosyntec
Christine Hug, Geosyntec Consultants, Inc.
Thomas Kessler, Geosyntec Consultants
Whitney Law, Geosyntec Consultants
Laura Midkiff, Southern Company
Caroline Nelson, Geosyntec Consultants, Inc
Anthony Szwast, Geosyntec Consultants

This report shall not be reproduced, except in full,
without the written consent of Pace Analytical Services, LLC.

Pace Analytical Services, LLC
9800 Kincey Ave. Suite 100
Huntersville, NC 28078
(704)875-9092

CERTIFICATIONS

Project:	Hammond AP-2
Pace Project No.:	92710201

Pace Analytical Services Asheville

2225 Riverside Drive, Asheville, NC 28804
Florida/NELAP Certification #: E87648
North Carolina Drinking Water Certification #: 37712
North Carolina Wastewater Certification #: 40
South Carolina Laboratory ID: 99030
South Carolina Certification #: 99030001
Virginia/VELAP Certification #: 460222

Pace Analytical Services Peachtree Corners

110 Technology Pkwy, Peachtree Corners, GA 30092
Florida DOH Certification #: E87315
Georgia DW Inorganics Certification #: 812
North Carolina Certification #: 381
South Carolina Certification #: 98011001
Virginia Certification #: 460204

This report shall not be reproduced, except in full,
without the written consent of Pace Analytical Services, LLC.

Pace Analytical Services, LLC
9800 Kincey Ave. Suite 100
Huntersville, NC 28078
(704)875-9092

SAMPLE SUMMARY

Project: Hammond AP-2
Pace Project No.: 92710201

Lab ID	Sample ID	Matrix	Date Collected	Date Received
92710201001	**HAM-PT-01**	Water	01/24/24 11:36	01/25/24 12:05
92710201002	**HAM-PT-02**	Water	01/24/24 13:26	01/25/24 12:05
92710201003	**HAM-PT-03**	Water	01/24/24 10:08	01/25/24 12:05
92710201004	**HAM-PT-04**	Water	01/24/24 12:50	01/25/24 12:05
92710201005	**HAM-PT-05**	Water	01/24/24 11:15	01/25/24 12:05
92710201006	**HAM-PT-06**	Water	01/24/24 10:25	01/25/24 12:05
92710201007	**HAM-AP2-EB-01**	Water	01/24/24 14:15	01/25/24 12:05
92710201008	**HAM-AP2-FB-01**	Water	01/24/24 14:10	01/25/24 12:05
92710201009	**HAM-AP2-FD-01**	Water	01/24/24 00:00	01/25/24 12:05

This report shall not be reproduced, except in full,
without the written consent of Pace Analytical Services, LLC.

Pace Analytical Services, LLC
9800 Kincey Ave. Suite 100
Huntersville, NC 28078
(704)875-9092

SAMPLE ANALYTE COUNT

Project: Hammond AP-2
Pace Project No.: 92710201

Lab ID	Sample ID	Method	Analysts	Analytes Reported
92710201001	**HAM-PT-01**	EPA 6020B	MT1	2
		SM 2320B-2011	SMS	2
92710201002	**HAM-PT-02**	EPA 6020B	MT1	2
		SM 2320B-2011	SMS	2
92710201003	**HAM-PT-03**	EPA 6020B	MT1	2
		SM 2320B-2011	SMS	2
92710201004	**HAM-PT-04**	EPA 6020B	MT1	2
		SM 2320B-2011	SMS	2
92710201005	**HAM-PT-05**	EPA 6020B	MT1	2
		SM 2320B-2011	SMS	2
92710201006	**HAM-PT-06**	EPA 6020B	MT1	2
		SM 2320B-2011	SMS	2
92710201007	**HAM-AP2-EB-01**	EPA 6020B	MT1	2
		SM 2320B-2011	SMS	2
92710201008	**HAM-AP2-FB-01**	EPA 6020B	MT1	2
		SM 2320B-2011	SMS	2
92710201009	**HAM-AP2-FD-01**	EPA 6020B	MT1	2
		SM 2320B-2011	SMS	2

PASI-A = Pace Analytical Services - Asheville
PASI-GA = Pace Analytical Services - Peachtree Corners, GA

This report shall not be reproduced, except in full,
without the written consent of Pace Analytical Services, LLC.

Pace Analytical Services, LLC
9800 Kincey Ave. Suite 100
Huntersville, NC 28078
(704)875-9092

SUMMARY OF DETECTION

Project: Hammond AP-2
Pace Project No.: 92710201

Lab Sample ID Method	Client Sample ID Parameters	Result	Units	Report Limit	Analyzed	Qualifiers
92710201001	**HAM-PT-01**					
EPA 6020B	Boron	3.5	mg/L	0.40	01/30/24 13:07	
EPA 6020B	Cobalt	0.0045J	mg/L	0.0050	01/29/24 17:12	
SM 2320B-2011	Alkalinity,Bicarbonate (CaCO3)	243	mg/L	5.0	02/02/24 16:02	
SM 2320B-2011	Alkalinity, Total as CaCO3	243	mg/L	5.0	02/02/24 16:02	
92710201002	**HAM-PT-02**					
EPA 6020B	Boron	5.3	mg/L	0.040	01/29/24 17:27	
EPA 6020B	Cobalt	0.0078	mg/L	0.0050	01/29/24 17:27	
SM 2320B-2011	Alkalinity,Bicarbonate (CaCO3)	680	mg/L	5.0	02/02/24 16:11	
SM 2320B-2011	Alkalinity, Total as CaCO3	680	mg/L	5.0	02/02/24 16:11	
92710201003	**HAM-PT-03**					
EPA 6020B	Boron	7.8	mg/L	0.040	01/29/24 17:30	
EPA 6020B	Cobalt	0.11	mg/L	0.0050	01/29/24 17:30	
SM 2320B-2011	Alkalinity,Bicarbonate (CaCO3)	11.3	mg/L	5.0	02/01/24 14:14	
SM 2320B-2011	Alkalinity, Total as CaCO3	11.3	mg/L	5.0	02/01/24 14:14	
92710201004	**HAM-PT-04**					
EPA 6020B	Boron	6.8	mg/L	0.040	01/29/24 17:34	
EPA 6020B	Cobalt	0.031	mg/L	0.0050	01/29/24 17:34	
SM 2320B-2011	Alkalinity,Bicarbonate (CaCO3)	462	mg/L	5.0	02/02/24 16:20	
SM 2320B-2011	Alkalinity, Total as CaCO3	462	mg/L	5.0	02/02/24 16:20	
92710201005	**HAM-PT-05**					
EPA 6020B	Boron	4.9	mg/L	0.040	01/29/24 17:38	
EPA 6020B	Cobalt	0.0069	mg/L	0.0050	01/29/24 17:38	
SM 2320B-2011	Alkalinity,Bicarbonate (CaCO3)	1060	mg/L	5.0	02/02/24 16:29	
SM 2320B-2011	Alkalinity, Total as CaCO3	1060	mg/L	5.0	02/02/24 16:29	
92710201006	**HAM-PT-06**					
EPA 6020B	Boron	6.4	mg/L	0.040	01/29/24 17:49	
EPA 6020B	Cobalt	0.020	mg/L	0.0050	01/29/24 17:49	
SM 2320B-2011	Alkalinity,Bicarbonate (CaCO3)	610	mg/L	5.0	02/02/24 16:40	
SM 2320B-2011	Alkalinity, Total as CaCO3	610	mg/L	5.0	02/02/24 16:40	
92710201007	**HAM-AP2-EB-01**					
EPA 6020B	Boron	0.032J	mg/L	0.040	01/29/24 17:57	
92710201008	**HAM-AP2-FB-01**					
EPA 6020B	Boron	0.026J	mg/L	0.040	01/29/24 18:00	
92710201009	**HAM-AP2-FD-01**					
EPA 6020B	Boron	8.0	mg/L	0.040	01/29/24 18:04	
EPA 6020B	Cobalt	0.11	mg/L	0.0050	01/29/24 18:04	
SM 2320B-2011	Alkalinity,Bicarbonate (CaCO3)	11.2	mg/L	5.0	02/01/24 15:44	
SM 2320B-2011	Alkalinity, Total as CaCO3	11.2	mg/L	5.0	02/01/24 15:44	

This report shall not be reproduced, except in full,
without the written consent of Pace Analytical Services, LLC.

Pace Analytical Services, LLC
9800 Kincey Ave. Suite 100
Huntersville, NC 28078
(704)875-9092

ANALYTICAL RESULTS

Project: Hammond AP-2
Pace Project No.: 92710201

Sample: HAM-PT-01 **Lab ID: 92710201001** Collected: 01/24/24 11:36 Received: 01/25/24 12:05 Matrix: Water

Parameters	Results	Units	Report Limit	MDL	DF	Prepared	Analyzed	CAS No.	Qual
6020 MET ICPMS	Analytical Method: EPA 6020B Preparation Method: EPA 3005A Pace Analytical Services - Peachtree Corners, GA								
Boron	**3.5**	mg/L	0.40	0.12	10	01/29/24 10:11	01/30/24 13:07	7440-42-8	
Cobalt	**0.0045J**	mg/L	0.0050	0.00032	1	01/29/24 10:11	01/29/24 17:12	7440-48-4	
2320B Alkalinity	Analytical Method: SM 2320B-2011 Pace Analytical Services - Asheville								
Alkalinity,Bicarbonate (CaCO3)	**243**	mg/L	5.0	5.0	1		02/02/24 16:02		
Alkalinity, Total as CaCO3	**243**	mg/L	5.0	5.0	1		02/02/24 16:02		

This report shall not be reproduced, except in full,
without the written consent of Pace Analytical Services, LLC.

Pace Analytical Services, LLC
9800 Kincey Ave. Suite 100
Huntersville, NC 28078
(704)875-9092

ANALYTICAL RESULTS

Project: Hammond AP-2
Pace Project No.: 92710201

Sample: HAM-PT-02 **Lab ID: 92710201002** Collected: 01/24/24 13:26 Received: 01/25/24 12:05 Matrix: Water

Parameters	Results	Units	Report Limit	MDL	DF	Prepared	Analyzed	CAS No.	Qual
6020 MET ICPMS	Analytical Method: EPA 6020B Preparation Method: EPA 3005A Pace Analytical Services - Peachtree Corners, GA								
Boron	**5.3**	mg/L	0.040	0.012	1	01/29/24 10:11	01/29/24 17:27	7440-42-8	
Cobalt	**0.0078**	mg/L	0.0050	0.00032	1	01/29/24 10:11	01/29/24 17:27	7440-48-4	
2320B Alkalinity	Analytical Method: SM 2320B-2011 Pace Analytical Services - Asheville								
Alkalinity,Bicarbonate (CaCO3)	**680**	mg/L	5.0	5.0	1		02/02/24 16:11		
Alkalinity, Total as CaCO3	**680**	mg/L	5.0	5.0	1		02/02/24 16:11		

This report shall not be reproduced, except in full,
without the written consent of Pace Analytical Services, LLC.

Pace Analytical Services, LLC
9800 Kincey Ave. Suite 100
Huntersville, NC 28078
(704)875-9092

ANALYTICAL RESULTS

Project: Hammond AP-2
Pace Project No.: 92710201

Sample: HAM-PT-03 **Lab ID: 92710201003** Collected: 01/24/24 10:08 Received: 01/25/24 12:05 Matrix: Water

Parameters	Results	Units	Report Limit	MDL	DF	Prepared	Analyzed	CAS No.	Qual
6020 MET ICPMS	Analytical Method: EPA 6020B Preparation Method: EPA 3005A Pace Analytical Services - Peachtree Corners, GA								
Boron	**7.8**	mg/L	0.040	0.012	1	01/29/24 10:11	01/29/24 17:30	7440-42-8	
Cobalt	**0.11**	mg/L	0.0050	0.00032	1	01/29/24 10:11	01/29/24 17:30	7440-48-4	
2320B Alkalinity	Analytical Method: SM 2320B-2011 Pace Analytical Services - Asheville								
Alkalinity,Bicarbonate (CaCO3)	**11.3**	mg/L	5.0	5.0	1		02/01/24 14:14		
Alkalinity, Total as CaCO3	**11.3**	mg/L	5.0	5.0	1		02/01/24 14:14		

This report shall not be reproduced, except in full,
without the written consent of Pace Analytical Services, LLC.

Pace Analytical Services, LLC
9800 Kincey Ave. Suite 100
Huntersville, NC 28078
(704)875-9092

ANALYTICAL RESULTS

Project: Hammond AP-2
Pace Project No.: 92710201

Sample: HAM-PT-04 **Lab ID: 92710201004** Collected: 01/24/24 12:50 Received: 01/25/24 12:05 Matrix: Water

Parameters	Results	Units	Report Limit	MDL	DF	Prepared	Analyzed	CAS No.	Qual
6020 MET ICPMS	Analytical Method: EPA 6020B Preparation Method: EPA 3005A Pace Analytical Services - Peachtree Corners, GA								
Boron	**6.8**	mg/L	0.040	0.012	1	01/29/24 10:11	01/29/24 17:34	7440-42-8	
Cobalt	**0.031**	mg/L	0.0050	0.00032	1	01/29/24 10:11	01/29/24 17:34	7440-48-4	
2320B Alkalinity	Analytical Method: SM 2320B-2011 Pace Analytical Services - Asheville								
Alkalinity,Bicarbonate (CaCO3)	**462**	mg/L	5.0	5.0	1		02/02/24 16:20		
Alkalinity, Total as CaCO3	**462**	mg/L	5.0	5.0	1		02/02/24 16:20		

This report shall not be reproduced, except in full,
without the written consent of Pace Analytical Services, LLC.

Pace Analytical Services, LLC
9800 Kincey Ave. Suite 100
Huntersville, NC 28078
(704)875-9092

ANALYTICAL RESULTS

Project: Hammond AP-2
Pace Project No.: 92710201

Sample: HAM-PT-05 **Lab ID: 92710201005** Collected: 01/24/24 11:15 Received: 01/25/24 12:05 Matrix: Water

Parameters	Results	Units	Report Limit	MDL	DF	Prepared	Analyzed	CAS No.	Qual
6020 MET ICPMS	Analytical Method: EPA 6020B Preparation Method: EPA 3005A Pace Analytical Services - Peachtree Corners, GA								
Boron	**4.9**	mg/L	0.040	0.012	1	01/29/24 10:11	01/29/24 17:38	7440-42-8	
Cobalt	**0.0069**	mg/L	0.0050	0.00032	1	01/29/24 10:11	01/29/24 17:38	7440-48-4	
2320B Alkalinity	Analytical Method: SM 2320B-2011 Pace Analytical Services - Asheville								
Alkalinity,Bicarbonate (CaCO3)	**1060**	mg/L	5.0	5.0	1		02/02/24 16:29		
Alkalinity, Total as CaCO3	**1060**	mg/L	5.0	5.0	1		02/02/24 16:29		

This report shall not be reproduced, except in full,
without the written consent of Pace Analytical Services, LLC.

Pace Analytical Services, LLC
9800 Kincey Ave. Suite 100
Huntersville, NC 28078
(704)875-9092

ANALYTICAL RESULTS

Project: Hammond AP-2
Pace Project No.: 92710201

Sample: HAM-PT-06 **Lab ID: 92710201006** Collected: 01/24/24 10:25 Received: 01/25/24 12:05 Matrix: Water

Parameters	Results	Units	Report Limit	MDL	DF	Prepared	Analyzed	CAS No.	Qual
6020 MET ICPMS	Analytical Method: EPA 6020B Preparation Method: EPA 3005A Pace Analytical Services - Peachtree Corners, GA								
Boron	**6.4**	mg/L	0.040	0.012	1	01/29/24 10:11	01/29/24 17:49	7440-42-8	
Cobalt	**0.020**	mg/L	0.0050	0.00032	1	01/29/24 10:11	01/29/24 17:49	7440-48-4	
2320B Alkalinity	Analytical Method: SM 2320B-2011 Pace Analytical Services - Asheville								
Alkalinity,Bicarbonate (CaCO3)	**610**	mg/L	5.0	5.0	1		02/02/24 16:40		
Alkalinity, Total as CaCO3	**610**	mg/L	5.0	5.0	1		02/02/24 16:40		

This report shall not be reproduced, except in full,
without the written consent of Pace Analytical Services, LLC.

Pace Analytical Services, LLC
9800 Kincey Ave. Suite 100
Huntersville, NC 28078
(704)875-9092

ANALYTICAL RESULTS

Project: Hammond AP-2
Pace Project No.: 92710201

Sample: HAM-AP2-EB-01 **Lab ID: 92710201007** Collected: 01/24/24 14:15 Received: 01/25/24 12:05 Matrix: Water

Parameters	Results	Units	Report Limit	MDL	DF	Prepared	Analyzed	CAS No.	Qual
6020 MET ICPMS	Analytical Method: EPA 6020B Preparation Method: EPA 3005A Pace Analytical Services - Peachtree Corners, GA								
Boron	**0.032J**	mg/L	0.040	0.012	1	01/29/24 10:11	01/29/24 17:57	7440-42-8	
Cobalt	ND	mg/L	0.0050	0.00032	1	01/29/24 10:11	01/29/24 17:57	7440-48-4	
2320B Alkalinity	Analytical Method: SM 2320B-2011 Pace Analytical Services - Asheville								
Alkalinity,Bicarbonate (CaCO3)	ND	mg/L	5.0	5.0	1		02/01/24 15:34		
Alkalinity, Total as CaCO3	ND	mg/L	5.0	5.0	1		02/01/24 15:34		

This report shall not be reproduced, except in full,
without the written consent of Pace Analytical Services, LLC.

Pace Analytical Services, LLC
9800 Kincey Ave. Suite 100
Huntersville, NC 28078
(704)875-9092

ANALYTICAL RESULTS

Project: Hammond AP-2
Pace Project No.: 92710201

Sample: HAM-AP2-FB-01 **Lab ID: 92710201008** Collected: 01/24/24 14:10 Received: 01/25/24 12:05 Matrix: Water

Parameters	Results	Units	Report Limit	MDL	DF	Prepared	Analyzed	CAS No.	Qual
6020 MET ICPMS	Analytical Method: EPA 6020B Preparation Method: EPA 3005A Pace Analytical Services - Peachtree Corners, GA								
Boron	**0.026J**	mg/L	0.040	0.012	1	01/29/24 10:11	01/29/24 18:00	7440-42-8	
Cobalt	ND	mg/L	0.0050	0.00032	1	01/29/24 10:11	01/29/24 18:00	7440-48-4	
2320B Alkalinity	Analytical Method: SM 2320B-2011 Pace Analytical Services - Asheville								
Alkalinity,Bicarbonate (CaCO3)	ND	mg/L	5.0	5.0	1		02/01/24 15:39		
Alkalinity, Total as CaCO3	ND	mg/L	5.0	5.0	1		02/01/24 15:39		

This report shall not be reproduced, except in full,
without the written consent of Pace Analytical Services, LLC.

Pace Analytical Services, LLC
9800 Kincey Ave. Suite 100
Huntersville, NC 28078
(704)875-9092

ANALYTICAL RESULTS

Project: Hammond AP-2
Pace Project No.: 92710201

Sample: HAM-AP2-FD-01 **Lab ID: 92710201009** Collected: 01/24/24 00:00 Received: 01/25/24 12:05 Matrix: Water

Parameters	Results	Units	Report Limit	MDL	DF	Prepared	Analyzed	CAS No.	Qual
6020 MET ICPMS	Analytical Method: EPA 6020B Preparation Method: EPA 3005A Pace Analytical Services - Peachtree Corners, GA								
Boron	**8.0**	mg/L	0.040	0.012	1	01/29/24 10:11	01/29/24 18:04	7440-42-8	
Cobalt	**0.11**	mg/L	0.0050	0.00032	1	01/29/24 10:11	01/29/24 18:04	7440-48-4	
2320B Alkalinity	Analytical Method: SM 2320B-2011 Pace Analytical Services - Asheville								
Alkalinity,Bicarbonate (CaCO3)	**11.2**	mg/L	5.0	5.0	1		02/01/24 15:44		
Alkalinity, Total as CaCO3	**11.2**	mg/L	5.0	5.0	1		02/01/24 15:44		

This report shall not be reproduced, except in full,
without the written consent of Pace Analytical Services, LLC.

Pace Analytical Services, LLC
9800 Kincey Ave. Suite 100
Huntersville, NC 28078
(704)875-9092

QUALITY CONTROL DATA

Project: Hammond AP-2
Pace Project No.: 92710201

QC Batch: 828477
QC Batch Method: EPA 3005A
Analysis Method: EPA 6020B
Analysis Description: 6020 MET
Laboratory: Pace Analytical Services - Peachtree Corners, GA
Associated Lab Samples: 92710201001, 92710201002, 92710201003, 92710201004, 92710201005, 92710201006, 92710201007, 92710201008, 92710201009

METHOD BLANK: 4282973
Matrix: Water
Associated Lab Samples: 92710201001, 92710201002, 92710201003, 92710201004, 92710201005, 92710201006, 92710201007, 92710201008, 92710201009

Parameter	Units	Blank Result	Reporting Limit	MDL	Analyzed	Qualifiers
Boron	mg/L	ND	0.040	0.012	01/29/24 17:04	
Cobalt	mg/L	ND	0.0050	0.00032	01/29/24 17:04	

LABORATORY CONTROL SAMPLE: 4282974

Parameter	Units	Spike Conc.	LCS Result	LCS % Rec	% Rec Limits	Qualifiers
Boron	mg/L	1	1.1	105	80-120	
Cobalt	mg/L	0.1	0.098	98	80-120	

MATRIX SPIKE & MATRIX SPIKE DUPLICATE: 4282975 4282976

Parameter	Units	92710201001 Result	MS Spike Conc.	MSD Spike Conc.	MS Result	MSD Result	MS % Rec	MSD % Rec	% Rec Limits	RPD	Max RPD	Qual
Boron	mg/L	3.5	1	1	4.5	4.3	107	82	75-125	6	20	
Cobalt	mg/L	0.0045J	0.1	0.1	0.10	0.10	99	97	75-125	1	20	

Results presented on this page are in the units indicated by the "Units" column except where an alternate unit is presented to the right of the result.

REPORT OF LABORATORY ANALYSIS

This report shall not be reproduced, except in full,
without the written consent of Pace Analytical Services, LLC.

Pace Analytical Services, LLC
9800 Kincey Ave. Suite 100
Huntersville, NC 28078
(704)875-9092

QUALITY CONTROL DATA

Project: Hammond AP-2
Pace Project No.: 92710201

QC Batch: 829216
QC Batch Method: SM 2320B-2011
Analysis Method: SM 2320B-2011
Analysis Description: 2320B Alkalinity
Laboratory: Pace Analytical Services - Asheville
Associated Lab Samples: 92710201003

METHOD BLANK: 4286184 Matrix: Water
Associated Lab Samples: 92710201003

Parameter	Units	Blank Result	Reporting Limit	MDL	Analyzed	Qualifiers
Alkalinity, Total as CaCO3	mg/L	ND	5.0	5.0	02/01/24 10:56	
Alkalinity,Bicarbonate (CaCO3)	mg/L	ND	5.0	5.0	02/01/24 10:56	

LABORATORY CONTROL SAMPLE: 4286185

Parameter	Units	Spike Conc.	LCS Result	LCS % Rec	% Rec Limits	Qualifiers
Alkalinity, Total as CaCO3	mg/L	50	49.2	98	80-120	

LABORATORY CONTROL SAMPLE: 4286186

Parameter	Units	Spike Conc.	LCS Result	LCS % Rec	% Rec Limits	Qualifiers
Alkalinity, Total as CaCO3	mg/L	50	51.5	103	80-120	

MATRIX SPIKE & MATRIX SPIKE DUPLICATE: 4286187 4286188

Parameter	Units	92709974010 Result	MS Spike Conc.	MSD Spike Conc.	MS Result	MSD Result	MS % Rec	MSD % Rec	% Rec Limits	RPD	Max RPD	Qual
Alkalinity, Total as CaCO3	mg/L	65.0	50	50	114	115	98	99	80-120	1	25	

MATRIX SPIKE & MATRIX SPIKE DUPLICATE: 4286189 4286190

Parameter	Units	92709974011 Result	MS Spike Conc.	MSD Spike Conc.	MS Result	MSD Result	MS % Rec	MSD % Rec	% Rec Limits	RPD	Max RPD	Qual
Alkalinity, Total as CaCO3	mg/L	443	50	50	472	492	59	99	80-120	4	25	M1

Results presented on this page are in the units indicated by the "Units" column except where an alternate unit is presented to the right of the result.

This report shall not be reproduced, except in full,
without the written consent of Pace Analytical Services, LLC.

Pace Analytical Services, LLC
9800 Kincey Ave. Suite 100
Huntersville, NC 28078
(704)875-9092

QUALITY CONTROL DATA

Project: Hammond AP-2
Pace Project No.: 92710201

QC Batch: 829217
QC Batch Method: SM 2320B-2011
Analysis Method: SM 2320B-2011
Analysis Description: 2320B Alkalinity
Laboratory: Pace Analytical Services - Asheville
Associated Lab Samples: 92710201007, 92710201008, 92710201009

METHOD BLANK: 4286199 Matrix: Water
Associated Lab Samples: 92710201007, 92710201008, 92710201009

Parameter	Units	Blank Result	Reporting Limit	MDL	Analyzed	Qualifiers
Alkalinity, Total as CaCO3	mg/L	ND	5.0	5.0	02/01/24 15:16	
Alkalinity,Bicarbonate (CaCO3)	mg/L	ND	5.0	5.0	02/01/24 15:16	

LABORATORY CONTROL SAMPLE: 4286200

Parameter	Units	Spike Conc.	LCS Result	LCS % Rec	% Rec Limits	Qualifiers
Alkalinity, Total as CaCO3	mg/L	50	49.8	100	80-120	

LABORATORY CONTROL SAMPLE: 4286201

Parameter	Units	Spike Conc.	LCS Result	LCS % Rec	% Rec Limits	Qualifiers
Alkalinity, Total as CaCO3	mg/L	50	49.7	99	80-120	

MATRIX SPIKE & MATRIX SPIKE DUPLICATE: 4286202 4286203

Parameter	Units	92710406008 Result	MS Spike Conc.	MSD Spike Conc.	MS Result	MSD Result	MS % Rec	MSD % Rec	% Rec Limits	RPD	Max RPD	Qual
Alkalinity, Total as CaCO3	mg/L	ND	50	50	54.9	54.8	102	102	80-120	0	25	

MATRIX SPIKE & MATRIX SPIKE DUPLICATE: 4286204 4286205

Parameter	Units	92710406009 Result	MS Spike Conc.	MSD Spike Conc.	MS Result	MSD Result	MS % Rec	MSD % Rec	% Rec Limits	RPD	Max RPD	Qual
Alkalinity, Total as CaCO3	mg/L	25.8	50	50	74.7	74.7	98	98	80-120	0	25	

Results presented on this page are in the units indicated by the "Units" column except where an alternate unit is presented to the right of the result.

This report shall not be reproduced, except in full,
without the written consent of Pace Analytical Services, LLC.

Pace Analytical Services, LLC
9800 Kincey Ave. Suite 100
Huntersville, NC 28078
(704)875-9092

QUALITY CONTROL DATA

Project: Hammond AP-2
Pace Project No.: 92710201

QC Batch: 829765
QC Batch Method: SM 2320B-2011
Analysis Method: SM 2320B-2011
Analysis Description: 2320B Alkalinity
Laboratory: Pace Analytical Services - Asheville
Associated Lab Samples: 92710201001, 92710201002, 92710201004, 92710201005, 92710201006

METHOD BLANK: 4288419 Matrix: Water
Associated Lab Samples: 92710201001, 92710201002, 92710201004, 92710201005, 92710201006

Parameter	Units	Blank Result	Reporting Limit	MDL	Analyzed	Qualifiers
Alkalinity, Total as CaCO3	mg/L	ND	5.0	5.0	02/02/24 15:36	
Alkalinity,Bicarbonate (CaCO3)	mg/L	ND	5.0	5.0	02/02/24 15:36	

LABORATORY CONTROL SAMPLE: 4288420

Parameter	Units	Spike Conc.	LCS Result	LCS % Rec	% Rec Limits	Qualifiers
Alkalinity, Total as CaCO3	mg/L	50	50.3	101	80-120	

LABORATORY CONTROL SAMPLE: 4288421

Parameter	Units	Spike Conc.	LCS Result	LCS % Rec	% Rec Limits	Qualifiers
Alkalinity, Total as CaCO3	mg/L	50	53.0	106	80-120	

MATRIX SPIKE & MATRIX SPIKE DUPLICATE: 4288422 4288423

Parameter	Units	92711030008 Result	MS Spike Conc.	MSD Spike Conc.	MS Result	MSD Result	MS % Rec	MSD % Rec	% Rec Limits	RPD	Max RPD	Qual
Alkalinity, Total as CaCO3	mg/L	17.6	50	50	68.9	68.7	103	102	80-120	0	25	

MATRIX SPIKE & MATRIX SPIKE DUPLICATE: 4288424 4288425

Parameter	Units	92711030009 Result	MS Spike Conc.	MSD Spike Conc.	MS Result	MSD Result	MS % Rec	MSD % Rec	% Rec Limits	RPD	Max RPD	Qual
Alkalinity, Total as CaCO3	mg/L	17.1	50	50	68.6	68.3	103	102	80-120	0	25	

Results presented on this page are in the units indicated by the "Units" column except where an alternate unit is presented to the right of the result.

This report shall not be reproduced, except in full,
without the written consent of Pace Analytical Services, LLC.

Pace Analytical Services, LLC
9800 Kincey Ave. Suite 100
Huntersville, NC 28078
(704)875-9092

QUALIFIERS

Project: Hammond AP-2
Pace Project No.: 92710201

DEFINITIONS

DF - Dilution Factor, if reported, represents the factor applied to the reported data due to dilution of the sample aliquot.

ND - Not Detected at or above adjusted reporting limit.

TNTC - Too Numerous To Count

J - Estimated concentration above the adjusted method detection limit and below the adjusted reporting limit.

MDL - Adjusted Method Detection Limit.

PQL - Practical Quantitation Limit.

RL - Reporting Limit - The lowest concentration value that meets project requirements for quantitative data with known precision and bias for a specific analyte in a specific matrix.

S - Surrogate

1,2-Diphenylhydrazine decomposes to and cannot be separated from Azobenzene using Method 8270. The result for each analyte is a combined concentration.

Consistent with EPA guidelines, unrounded data are displayed and have been used to calculate % recovery and RPD values.

LCS(D) - Laboratory Control Sample (Duplicate)

MS(D) - Matrix Spike (Duplicate)

DUP - Sample Duplicate

RPD - Relative Percent Difference

NC - Not Calculable.

SG - Silica Gel - Clean-Up

U - Indicates the compound was analyzed for, but not detected.

Acid preservation may not be appropriate for 2 Chloroethylvinyl ether.

A separate vial preserved to a pH of 4-5 is recommended in SW846 Chapter 4 for the analysis of Acrolein and Acrylonitrile by EPA Method 8260.

N-Nitrosodiphenylamine decomposes and cannot be separated from Diphenylamine using Method 8270. The result reported for each analyte is a combined concentration.

Reported results are not rounded until the final step prior to reporting. Therefore, calculated parameters that are typically reported as "Total" may vary slightly from the sum of the reported component parameters.

Pace Analytical is TNI accredited. Contact your Pace PM for the current list of accredited analytes.

TNI - The NELAC Institute.

ANALYTE QUALIFIERS

M1 Matrix spike recovery exceeded QC limits. Batch accepted based on laboratory control sample (LCS) recovery.

This report shall not be reproduced, except in full,
without the written consent of Pace Analytical Services, LLC.

Pace Analytical Services, LLC
9800 Kincey Ave. Suite 100
Huntersville, NC 28078
(704)875-9092

QUALITY CONTROL DATA CROSS REFERENCE TABLE

Project: Hammond AP-2
Pace Project No.: 92710201

Lab ID	Sample ID	QC Batch Method	QC Batch	Analytical Method	Analytical Batch
92710201001	**HAM-PT-01**	EPA 3005A	828477	EPA 6020B	828609
92710201002	**HAM-PT-02**	EPA 3005A	828477	EPA 6020B	828609
92710201003	**HAM-PT-03**	EPA 3005A	828477	EPA 6020B	828609
92710201004	**HAM-PT-04**	EPA 3005A	828477	EPA 6020B	828609
92710201005	**HAM-PT-05**	EPA 3005A	828477	EPA 6020B	828609
92710201006	**HAM-PT-06**	EPA 3005A	828477	EPA 6020B	828609
92710201007	**HAM-AP2-EB-01**	EPA 3005A	828477	EPA 6020B	828609
92710201008	**HAM-AP2-FB-01**	EPA 3005A	828477	EPA 6020B	828609
92710201009	**HAM-AP2-FD-01**	EPA 3005A	828477	EPA 6020B	828609
92710201001	**HAM-PT-01**	SM 2320B-2011	829765		
92710201002	**HAM-PT-02**	SM 2320B-2011	829765		
92710201003	**HAM-PT-03**	SM 2320B-2011	829216		
92710201004	**HAM-PT-04**	SM 2320B-2011	829765		
92710201005	**HAM-PT-05**	SM 2320B-2011	829765		
92710201006	**HAM-PT-06**	SM 2320B-2011	829765		
92710201007	**HAM-AP2-EB-01**	SM 2320B-2011	829217		
92710201008	**HAM-AP2-FB-01**	SM 2320B-2011	829217		
92710201009	**HAM-AP2-FD-01**	SM 2320B-2011	829217		

This report shall not be reproduced, except in full,
without the written consent of Pace Analytical Services, LLC.

Pace ANALYTICAL SERVICES

DC#_Title: ENV-FRM-HUN1-0083 v03_Sample Condition Upon Receipt

Effective Date: 11/29/2023

aboratory receiving samples:

Asheville ☐ **Eden** ☐ **Greenwood** ☐ **Huntersville** ☐ **Raleigh** ☐ **Mechanicsville** ☐ **Atlanta** ☑ **Kernersville** ☐

Sample Condition Upon Receipt

Client Name: Ga Power

Project #: **WO# : 92710201**

92710201

Courier: ☐ Fed Ex ☐ UPS ☐ USPS ☐ Client ☐ Commercial ☑ Pace ☐ Other:____

Custody Seal Present? ☑ Yes ☐ No **Seals Intact?** ☑ Yes ☐ No ☐ N/A

Date/Initials Person Examining Contents: 11/15/24 SM

Packing Material: ☑ Bubble Wrap ☐ Bubble Bags ☐ None ☐ Other

Biological Tissue Frozen? ☐ Yes ☐ No ☑ N/A

Thermometer:

☑ IR Gun ID: 730 **Type of Ice:** ☑ Wet ☐ Blue ☐ None

Cooler Temp: 2.2 **Correction Factor:** Add/Subtract (°C) +0.1

Temp should be above freezing to 6°C

☐ Samples out of temp criteria. Samples on ice, cooling process has begun

Cooler Temp Corrected (°C): 2.3

USDA Regulated Soil (☐ N/A, water sample)

Did samples originate in a quarantine zone within the United States: CA, NY, or SC (check maps)? ☐ Yes ☐ No

Did samples originate from a foreign source (internationally, including Hawaii and Puerto Rico)? ☐ Yes ☐ No

				Comments/Discrepancy:
Chain of Custody Present?	☑ Yes	☐ No	☐ N/A	1.
Samples Arrived within Hold Time?	☑ Yes	☐ No	☐ N/A	2.
Short Hold Time Analysis (<72 hr.)? 11/15 SM	☑ Yes	☑ No	☐ N/A	3.
Rush Turn Around Time Requested?	☐ Yes	☑ No	☐ N/A	4.
Sufficient Volume?	☑ Yes	☐ No	☐ N/A	5.
Correct Containers Used?	☑ Yes	☐ No	☐ N/A	6.
-Pace Containers Used?	☑ Yes	☐ No	☐ N/A	
Containers Intact?	☑ Yes	☐ No	☐ N/A	7.
Dissolved analysis: Samples Field Filtered?	☐ Yes	☐ No	☑ N/A	8.
Sample Labels Match COC?	☑ Yes	☐ No	☐ N/A	9.
-Includes Date/Time/ID/Analysis Matrix: W				
Headspace in VOA Vials (>5-6mm)?	☐ Yes	☐ No	☑ N/A	10.
Trip Blank Present?	☐ Yes	☐ No	☑ N/A	11.
Trip Blank Custody Seals Present?	☐ Yes	☐ No	☑ N/A	

COMMENTS/SAMPLE DISCREPANCY

Field Data Required? ☐ Yes ☐ No

Lot ID of split containers:

LIENT NOTIFICATION/RESOLUTION

Person contacted: Date/Time:

Project Manager SCURF Review: **Date:**

Project Manager SRF Review: **Date:**

*Check mark top half of box if pH and/or dechlorination is verified and within the acceptance range for preservation samples.

Exceptions: VOA, Coliform, TOC, Oil and Grease, DRO/8015 (water) DOC, LLHg

**Bottom half of box is to list number of bottles

***Check all unpreserved Nitrates for chlorine

Project # **WO#: 92710201**

PM: BV Due Date: 02/08/24

CLIENT: 92- GP-HAM

Item#	BP4U-125 mL Plastic Unpreserved (N/A) (Cl-)	BP3U-250 mL Plastic Unpreserved (N/A)	BP2U-500 mL Plastic Unpreserved (N/A)	BP1U-1 liter Plastic Unpreserved (N/A)	BP4S-125 mL Plastic H2SO4 (pH < 2) (Cl-)	BP3N-250 mL plastic HNO3 (pH < 2)	BP4Z-125 mL Plastic ZN Acetate & NaOH (>9)	BP4B-125 mL Plastic NaOH (pH > 12) (Cl-)	WGFU-Wide-mouthed Glass jar Unpreserved	AG1U-1 liter Amber Unpreserved (N/A) (Cl-)	AG1H-1 liter Amber HCl (pH < 2)	AG3U-250 mL Amber Unpreserved (N/A) (Cl-)	AG1S-1 liter Amber H2SO4 (pH < 2)	AG3S-250 mL Amber H2SO4 (pH < 2)	DG94-40 mL Amber NH4Cl (N/A)(Cl-)	DG9H-40 mL VOA HCl (N/A)	VG9T-40 mL VOA Na2S2O3 (N/A)	VG9U-40 mL VOA Unpreserved (N/A)	DG9V-40 mL VOA H3PO4 (N/A)	KP7U-50 mL Plastic Unpreserved (N/A)	V/GK (3 vials per kit)-VPH/Gas kit (N/A)	SP5T-125 mL Sterile Plastic (N/A – lab)	SP2T-250 mL Sterile Plastic (N/A – lab)		BP3R-250 mL Plastic (NH2)2SO4 (9.3-9.7)	AG0U-100 mL Amber Unpreserved (N/A) (Cl-)	VSGU-20 mL Scintillation vials (N/A)	DG9U-40 mL Amber Unpreserved vials (N/A)
1																												
2																												
3																												
4																												
5																												
6																												
7																												
8																												
9																												
10																												
11																												
12																												

pH Adjustment Log for Preserved Samples

Sample ID	Type of Preservative	pH upon receipt	Date preservation adjusted	Time preservation adjusted	Amount of Preservative added	Lot #

Note: Whenever there is a discrepancy affecting North Carolina compliance samples, a copy of this form will be sent to the North Carolina DENR Certification Office (i.e. Out of hold, incorrect preservative, out of temp, incorrect containers.

Pace Analytical
www.pacelabs.com

CHAIN-OF-CUSTODY / Analytical Request Document

The Chain-of-Custody is a LEGAL DOCUMENT. All relevant fields must be completed accurately.

Page: 1 of 1

Section A
Required Client Information

Company:	GA Power
Address:	Atlanta, GA
Email To:	SCS Contacts
Phone:	Fax
Requested Due Date/TAT:	10 Day

Section B
Required Project Information

Report To:	SCS Contacts
Copy To:	Geosyntec Contacts
Purchase Order No.:	GPC82474-0001
Project Name:	Hammond AP-2
Project Number:	

Section C
Invoice Information

Attention:	Southern Co.
Company Name:	
Address:	
Pace Quote Reference:	
Pace Project Manager:	Bonnie Vang
Pace Profile #:	10839

REGULATORY AGENCY

☐ NPDES ☐ GROUND WATER ☐ DRINKING WATER
☐ UST ☐ RCRA ☑ OTHER CCR

Site Location STATE: GA

Section D
Required Client Information

SAMPLE ID
(A-Z, 0-9 / ,-)
Sample IDs MUST BE UNIQUE

Valid Matrix Codes

MATRIX	CODE
DRINKING WATER	DW
WATER	WT
WASTE WATER	WW
PRODUCT	P
SOIL/SOLID	SL
OIL	OL
WIPE	WP
AIR	AR
OTHER	OT
TISSUE	TS

Requested Analysis Filtered (Y/N)

ITEM #	SAMPLE ID	MATRIX CODE (see valid codes to left)	SAMPLE TYPE (G=GRAB C=COMP)	COLLECTED COMPOSITE DATE	COLLECTED COMPOSITE TIME	COLLECTED COMPOSITE DATE	COLLECTED COMPOSITE TIME	SAMPLE TEMP AT COLLECTION	# OF CONTAINERS	Unpreserved	H_2SO_4	HNO_3	HCl	NaOH	$Na_2S_2O_3$	Methanol	Other	Analysis Test Y/N	Bicarbonate Alk., Total Alk.	Boron and Cobalt	Residual Chlorine (Y/N)	Pace Project No./ Lab I.D.
										Preservatives									N	N		
1	HAM-PT-01	WG	G	1/24/2024	1136			17	2	1		1							X	X	N	
2	HAM-PT-02	WG	G	1/24/2024	1326			17	2	1		1							X	X	N	
3	HAM-PT-03	WG	G	1/24/2024	1008			17	2	1		1							X	X	N	
4	HAM-PT-04	WG	G	1/24/2024	1250			17	2	1		1							X	X	N	
5	HAM-PT-05	WG	G	1/24/2024	1115			17	2	1		1							X	X	N	
6	HAM-PT-06	WG	G	1/24/2024	1025			17	2	1		1							X	X	N	
7	HAM-AP2-EB-01	WQ	G	1/24/2024	1415			17	2	1		1							X	X	N	
8	HAM-AP2-FB-01	WQ	G	1/24/2024	1410			17	2	1		1							X	X	N	
9	HAM-AP2-FD-01	WG	G	1/24/2024	0000			17	2	1		1							X	X	N	
10																						
11						ZW	1/25/24															
12																						

ZW 1/25/24

ADDITIONAL COMMENTS	RELINQUISHED BY / AFFILIATION	DATE	TIME	ACCEPTED BY / AFFILIATION	DATE	TIME	SAMPLE CONDITIONS
Task Code: HAM-CCR-CA-20240124	Zain Webb / Geosyntec	1-25-24	1205	Ryan Williams / Pace	1/25/24	1205	
	Ryan Williams / Pace	1/25/24	1350		1/25	1350	

SAMPLER NAME AND SIGNATURE

PRINT Name of SAMPLER: Zain Webb, Thomas Kessler / Geosyntec Consultants, Inc.

SIGNATURE of SAMPLER: Zain Webb, [illegible] DATE Signed (MM/DD/YY): 1-25-24

Temp in °C	Received on Ice (Y/N)	Custody Sealed Cooler (Y/N)	Samples Intact (Y/N)

FIELD SAMPLING REPORTS

Low-Flow Test Report:

Test Date / Time: 1/24/2024 1:50:07 PM
Project: Plant Hammond
Operator Name: Zain Webb

Location Name: INW-01 **Well Diameter: 2 in** **Casing Type: PVC** **Screen Length: 10 ft** **Top of Screen: 13.16 ft** **Total Depth: 23.16 ft** **Initial Depth to Water: 10.12 ft**	**Pump Type: Peristaltic** **Tubing Type: Polyethylene** **Pump Intake From TOC: 18.16 ft** **Estimated Total Volume Pumped: 3 liter** **Flow Cell Volume: 90 ml** **Final Flow Rate: 150 ml/min** **Final Draw Down: 1.79 ft**	**Instrument Used: Aqua TROLL 400** **Serial Number: 851413**

Test Notes:
No Sample - Parameter Testing.

Weather Conditions:
Cloudy, 50 degrees F.

Low-Flow Readings:

Date Time	Elapsed Time	pH	Temperature	Specific Conductivity	RDO Concentration	Turbidity	ORP	Depth to Water	Flow
		+/- 0.1	+/- 0.5	+/- 5 %	+/- 0.2	+/- 5	+/- 10	+/- 0.3	
1/24/2024 1:50 PM	00:00	7.44 pH	17.62 °C	3.53 µS/cm	8.80 mg/L	--	170.7 mV	10.91 ft	150.00 ml/min
1/24/2024 1:52 PM	02:42	7.24 pH	17.58 °C	3.60 µS/cm	8.83 mg/L	19.50 NTU	151.2 mV	10.91 ft	150.00 ml/min
1/24/2024 1:57 PM	07:42	6.61 pH	17.01 °C	1,772.7 µS/cm	3.79 mg/L	16.40 NTU	183.5 mV	11.65 ft	150.00 ml/min
1/24/2024 2:02 PM	12:42	6.48 pH	17.09 °C	1,782.4 µS/cm	3.42 mg/L	10.40 NTU	183.9 mV	11.80 ft	150.00 ml/min
1/24/2024 2:07 PM	17:42	6.39 pH	17.16 °C	1,802.7 µS/cm	2.87 mg/L	8.74 NTU	216.8 mV	11.91 ft	150.00 ml/min

Samples

Sample ID:	Description:

Created using VuSitu from In-Situ, Inc.

Low-Flow Test Report:

Test Date / Time: 1/24/2024 1:04:01 PM
Project: Plant Hammond
Operator Name: Thomas Kessler

Location Name: INW-02 **Well Diameter: 2 in** **Casing Type: PVC** **Screen Length: 10 ft** **Top of Screen: 25.08 ft** **Total Depth: 35.08 ft** **Initial Depth to Water: 14.46 ft**	**Pump Type: Peristaltic** **Tubing Type: Polyethylene** **Pump Intake From TOC: 30.08 ft** **Estimated Total Volume Pumped: 4 liter** **Flow Cell Volume: 90 ml** **Final Flow Rate: 200 ml/min** **Final Draw Down: 0 ft**	**Instrument Used: Aqua TROLL 400** **Serial Number: 884187**

Test Notes:
No Sample - Parameter Testing.

Weather Conditions:
Rainy, 50 degrees F.

Low-Flow Readings:

Date Time	Elapsed Time	pH	Temperature	Specific Conductivity	RDO Concentration	Turbidity	ORP	Depth to Water	Flow
		+/- 0.1	+/- 0.5	+/- 5 %	+/- 0.2	+/- 5	+/- 10	+/- 0.3	
1/24/2024 1:04 PM	00:00	6.79 pH	16.76 °C	1,978.0 µS/cm	0.32 mg/L	2.21 NTU	-58.9 mV	14.46 ft	200.00 ml/min
1/24/2024 1:09 PM	05:00	6.80 pH	16.74 °C	1,976.2 µS/cm	0.21 mg/L	3.05 NTU	-87.6 mV	14.46 ft	200.00 ml/min
1/24/2024 1:14 PM	10:00	6.83 pH	16.76 °C	1,906.9 µS/cm	0.23 mg/L	3.11 NTU	-88.9 mV	14.46 ft	200.00 ml/min
1/24/2024 1:19 PM	15:00	6.84 pH	16.86 °C	1,875.5 µS/cm	0.26 mg/L	2.06 NTU	-67.6 mV	14.46 ft	200.00 ml/min

Samples

Sample ID:	Description:

Low-Flow Test Report:

Test Date / Time: 1/24/2024 10:46:17 AM
Project: Plant Hammond
Operator Name: Zain Webb

Location Name: PT-01 **Well Diameter: 2 in** **Casing Type: PVC** **Screen Length: 10 ft** **Top of Screen: 13.19 ft** **Total Depth: 23.19 ft** **Initial Depth to Water: 10.37 ft**	**Pump Type: Peristaltic** **Tubing Type: Polyethylene** **Pump Intake From TOC: 18.19 ft** **Estimated Total Volume Pumped: 7.5 liter** **Flow Cell Volume: 90 ml** **Final Flow Rate: 150 ml/min** **Final Draw Down: 1.33 ft**	**Instrument Used: Aqua TROLL 400** **Serial Number: 851413**

Test Notes:
Two Bottles: Metals and Alkalinity.

Weather Conditions:
Cloudy, 50 degrees F.

Low-Flow Readings:

Date Time	Elapsed Time	pH	Temperature	Specific Conductivity	RDO Concentration	Turbidity	ORP	Depth to Water	Flow
		+/- 0.1	+/- 0.5	+/- 5 %	+/- 0.2	+/- 5	+/- 10	+/- 0.3	
1/24/2024 10:46 AM	00:00	6.46 pH	16.42 °C	1,340.8 µS/cm	2.49 mg/L	2.32 NTU	256.6 mV	11.56 ft	150.00 ml/min
1/24/2024 10:51 AM	05:00	6.50 pH	16.61 °C	1,333.4 µS/cm	2.13 mg/L	0.65 NTU	198.2 mV	11.72 ft	150.00 ml/min
1/24/2024 10:56 AM	10:00	6.50 pH	16.74 °C	1,363.1 µS/cm	1.67 mg/L	0.52 NTU	181.5 mV	11.67 ft	150.00 ml/min
1/24/2024 11:01 AM	15:00	6.51 pH	16.78 °C	1,398.5 µS/cm	1.30 mg/L	1.67 NTU	201.7 mV	11.70 ft	150.00 ml/min
1/24/2024 11:06 AM	20:00	6.53 pH	16.83 °C	1,414.5 µS/cm	1.19 mg/L	0.43 NTU	197.2 mV	11.70 ft	150.00 ml/min
1/24/2024 11:11 AM	25:00	6.55 pH	16.87 °C	1,417.0 µS/cm	1.04 mg/L	0.37 NTU	161.5 mV	11.70 ft	150.00 ml/min
1/24/2024 11:16 AM	30:00	6.56 pH	16.93 °C	1,432.7 µS/cm	0.93 mg/L	0.28 NTU	184.6 mV	11.70 ft	150.00 ml/min
1/24/2024 11:21 AM	35:00	6.58 pH	16.96 °C	1,457.5 µS/cm	0.75 mg/L	0.12 NTU	181.4 mV	11.70 ft	150.00 ml/min
1/24/2024 11:26 AM	40:00	6.59 pH	16.96 °C	1,470.3 µS/cm	0.65 mg/L	0.42 NTU	177.8 mV	11.70 ft	150.00 ml/min
1/24/2024 11:31 AM	45:00	6.60 pH	16.95 °C	1,483.4 µS/cm	0.56 mg/L	0.38 NTU	174.4 mV	11.70 ft	150.00 ml/min

Samples

Sample ID:	Description:

HAM-PT-01	Grab.

Created using VuSitu from In-Situ, Inc.

Low-Flow Test Report:

Test Date / Time: 1/24/2024 12:30:49 PM
Project: Plant Hammond
Operator Name: Zain Webb

Location Name: PT-02 **Well Diameter: 2 in** **Casing Type: PVC** **Screen Length: 10 ft** **Top of Screen: 13.26 ft** **Total Depth: 23.26 ft** **Initial Depth to Water: 10.29 ft**	**Pump Type: Peristaltic** **Tubing Type: Polyethylene** **Pump Intake From TOC: 18.26 ft** **Estimated Total Volume Pumped: 8.25 liter** **Flow Cell Volume: 90 ml** **Final Flow Rate: 150 ml/min** **Final Draw Down: 3.86 ft**	**Instrument Used: Aqua TROLL 400** **Serial Number: 851413**

Test Notes:
Two Bottles: Metals and Alkalinity.

Weather Conditions:
Cloudy, 50 degrees F.

Low-Flow Readings:

Date Time	Elapsed Time	pH	Temperature	Specific Conductivity	RDO Concentration	Turbidity	ORP	Depth to Water	Flow
		+/- 0.1	+/- 0.5	+/- 5 %	+/- 0.2	+/- 5	+/- 10	+/- 0.3	
1/24/2024 12:30 PM	00:00	6.63 pH	16.45 °C	2,544.5 µS/cm	3.33 mg/L	2.10 NTU	227.5 mV	12.77 ft	150.00 ml/min
1/24/2024 12:35 PM	05:00	6.59 pH	16.49 °C	2,457.8 µS/cm	3.14 mg/L	1.39 NTU	181.2 mV	13.43 ft	150.00 ml/min
1/24/2024 12:40 PM	10:00	6.59 pH	16.65 °C	2,262.0 µS/cm	3.06 mg/L	1.21 NTU	167.2 mV	13.65 ft	150.00 ml/min
1/24/2024 12:45 PM	15:00	6.57 pH	16.78 °C	2,249.7 µS/cm	2.88 mg/L	0.85 NTU	190.5 mV	13.88 ft	150.00 ml/min
1/24/2024 12:50 PM	20:00	6.53 pH	16.75 °C	2,287.4 µS/cm	2.20 mg/L	0.96 NTU	148.2 mV	13.92 ft	150.00 ml/min
1/24/2024 12:55 PM	25:00	6.51 pH	16.95 °C	2,458.7 µS/cm	1.00 mg/L	0.19 NTU	152.4 mV	14.01 ft	150.00 ml/min
1/24/2024 1:00 PM	30:00	6.52 pH	17.08 °C	2,632.4 µS/cm	0.66 mg/L	0.60 NTU	140.9 mV	14.05 ft	150.00 ml/min
1/24/2024 1:05 PM	35:00	6.55 pH	17.10 °C	2,758.5 µS/cm	0.55 mg/L	0.65 NTU	132.5 mV	14.06 ft	150.00 ml/min
1/24/2024 1:10 PM	40:00	6.56 pH	17.19 °C	2,933.5 µS/cm	0.46 mg/L	0.34 NTU	93.4 mV	14.09 ft	150.00 ml/min
1/24/2024 1:15 PM	45:00	6.56 pH	17.20 °C	2,898.5 µS/cm	0.60 mg/L	0.22 NTU	78.9 mV	14.13 ft	150.00 ml/min
1/24/2024 1:20 PM	50:00	6.57 pH	17.28 °C	2,959.6 µS/cm	0.49 mg/L	0.16 NTU	70.1 mV	14.15 ft	150.00 ml/min

Samples

Sample ID:	Description:
HAM-PT-02	Grab.

Low-Flow Test Report:

Test Date / Time: 1/24/2024 9:33:29 AM
Project: Plant Hammond
Operator Name: Zain Webb

Location Name: PT-03 **Well Diameter: 2 in** **Casing Type: PVC** **Screen Length: 10 ft** **Top of Screen: 15.29 ft** **Total Depth: 25.29 ft** **Initial Depth to Water: 10.39 ft**	**Pump Type: Peristaltic** **Tubing Type: Polyethylene** **Pump Intake From TOC: 20.29 ft** **Estimated Total Volume Pumped: 5.25 liter** **Flow Cell Volume: 90 ml** **Final Flow Rate: 150 ml/min** **Final Draw Down: 0.2 ft**	**Instrument Used: Aqua TROLL 400** **Serial Number: 851413**

Test Notes:
Two Bottles: Metals and Alkalinity.

Weather Conditions:
Cloudy, 50 degrees F.

Low-Flow Readings:

Date Time	Elapsed Time	pH	Temperature	Specific Conductivity	RDO Concentration	Turbidity	ORP	Depth to Water	Flow
		+/- 0.1	+/- 0.5	+/- 5 %	+/- 0.2	+/- 5	+/- 10	+/- 0.3	
1/24/2024 9:33 AM	00:00	4.99 pH	16.51 °C	1,859.4 µS/cm	0.78 mg/L	5.67 NTU	268.0 mV	10.57 ft	150.00 ml/min
1/24/2024 9:38 AM	05:00	4.98 pH	16.56 °C	1,931.9 µS/cm	0.21 mg/L	5.38 NTU	244.9 mV	10.57 ft	150.00 ml/min
1/24/2024 9:43 AM	10:00	4.98 pH	16.62 °C	1,925.1 µS/cm	0.15 mg/L	5.15 NTU	276.4 mV	10.59 ft	150.00 ml/min
1/24/2024 9:48 AM	15:00	4.96 pH	16.51 °C	1,941.1 µS/cm	0.13 mg/L	4.99 NTU	281.6 mV	10.59 ft	150.00 ml/min
1/24/2024 9:53 AM	20:00	4.96 pH	16.51 °C	1,945.2 µS/cm	0.14 mg/L	4.55 NTU	285.7 mV	10.59 ft	150.00 ml/min
1/24/2024 9:58 AM	25:00	4.94 pH	16.56 °C	1,959.8 µS/cm	0.15 mg/L	3.66 NTU	290.1 mV	10.59 ft	150.00 ml/min
1/24/2024 10:03 AM	30:00	4.94 pH	16.56 °C	1,964.0 µS/cm	0.13 mg/L	4.32 NTU	291.1 mV	10.59 ft	150.00 ml/min

Samples

Sample ID:	Description:
HAM-PT-03	Grab.
HAM-AP2-FD-01	Grab.

Low-Flow Test Report:

Test Date / Time: 1/24/2024 11:30:37 AM
Project: Plant Hammond
Operator Name: Thomas Kessler

Location Name: PT-04 **Well Diameter: 2 in** **Casing Type: PVC** **Screen Length: 10 ft** **Top of Screen: 23.87 ft** **Total Depth: 33.87 ft** **Initial Depth to Water: 14.18 ft**	**Pump Type: Peristaltic** **Tubing Type: Polyethylene** **Pump Intake From TOC: 28.87 ft** **Estimated Total Volume Pumped: 16 liter** **Flow Cell Volume: 90 ml** **Final Flow Rate: 200 ml/min** **Final Draw Down: 0.02 ft**	**Instrument Used: Aqua TROLL 400** **Serial Number: 884187**

Test Notes:
Two Bottles: Metals and Alkalinity.

Weather Conditions:
Rainy, 50 degrees F.

Low-Flow Readings:

Date Time	Elapsed Time	pH	Temperature	Specific Conductivity	RDO Concentration	Turbidity	ORP	Depth to Water	Flow
		+/- 0.1	+/- 0.5	+/- 5 %	+/- 0.2	+/- 5	+/- 10	+/- 0.3	
1/24/2024 11:30 AM	00:00	6.67 pH	16.50 °C	1,888.0 µS/cm	0.36 mg/L	13.75 NTU	-14.7 mV	14.20 ft	200.00 ml/min
1/24/2024 11:35 AM	05:00	6.67 pH	16.55 °C	1,874.4 µS/cm	0.28 mg/L	13.75 NTU	-29.6 mV	14.20 ft	200.00 ml/min
1/24/2024 11:40 AM	10:00	6.67 pH	16.54 °C	1,860.7 µS/cm	0.23 mg/L	10.95 NTU	-34.7 mV	14.20 ft	200.00 ml/min
1/24/2024 11:45 AM	15:00	6.67 pH	16.59 °C	1,840.9 µS/cm	0.24 mg/L	9.13 NTU	-38.5 mV	14.20 ft	200.00 ml/min
1/24/2024 11:50 AM	20:00	6.68 pH	16.66 °C	1,826.0 µS/cm	0.23 mg/L	10.11 NTU	-44.9 mV	14.20 ft	200.00 ml/min
1/24/2024 11:55 AM	25:00	6.67 pH	16.61 °C	1,824.2 µS/cm	0.24 mg/L	8.17 NTU	-49.1 mV	14.20 ft	200.00 ml/min
1/24/2024 12:00 PM	30:00	6.68 pH	16.67 °C	1,814.3 µS/cm	0.24 mg/L	7.40 NTU	-38.3 mV	14.20 ft	200.00 ml/min
1/24/2024 12:05 PM	35:00	6.68 pH	16.53 °C	1,808.8 µS/cm	0.21 mg/L	7.11 NTU	-55.4 mV	14.20 ft	200.00 ml/min
1/24/2024 12:10 PM	40:00	6.68 pH	16.67 °C	1,800.1 µS/cm	0.22 mg/L	6.99 NTU	-56.2 mV	14.20 ft	200.00 ml/min
1/24/2024 12:15 PM	45:00	6.69 pH	16.67 °C	1,801.6 µS/cm	0.25 mg/L	6.64 NTU	-58.6 mV	14.20 ft	200.00 ml/min
1/24/2024 12:20 PM	50:00	6.69 pH	16.62 °C	1,812.3 µS/cm	0.19 mg/L	6.19 NTU	-59.9 mV	14.20 ft	200.00 ml/min
1/24/2024 12:25 PM	55:00	6.69 pH	16.68 °C	1,806.6 µS/cm	0.20 mg/L	5.92 NTU	-60.9 mV	14.20 ft	200.00 ml/min
1/24/2024 12:30 PM	01:00:00	6.69 pH	16.69 °C	1,803.6 µS/cm	0.20 mg/L	5.97 NTU	-61.4 mV	14.20 ft	200.00 ml/min

1/24/2024 12:35 PM	01:05:00	6.69 pH	16.72 °C	1,798.4 µS/cm	0.22 mg/L	5.61 NTU	-63.7 mV	14.20 ft	200.00 ml/min
1/24/2024 12:40 PM	01:10:00	6.68 pH	16.75 °C	1,797.3 µS/cm	0.19 mg/L	5.43 NTU	-65.0 mV	14.20 ft	200.00 ml/min
1/24/2024 12:45 PM	01:15:00	6.69 pH	16.73 °C	1,797.4 µS/cm	0.19 mg/L	4.08 NTU	-67.1 mV	14.20 ft	200.00 ml/min

Samples

Sample ID:	Description:
HAM-PT-04	Grab.

Low-Flow Test Report:

Test Date / Time: 1/24/2024 10:39:48 AM
Project: Plant Hammond
Operator Name: Thomas Kessler

Location Name: PT-05 **Well Diameter: 2 in** **Casing Type: PVC** **Screen Length: 10 ft** **Top of Screen: 25.11 ft** **Total Depth: 35.11 ft** **Initial Depth to Water: 14.45 ft**	**Pump Type: Peristaltic** **Tubing Type: Polyethylene** **Pump Intake From TOC: 30.11 ft** **Estimated Total Volume Pumped: 7 liter** **Flow Cell Volume: 90 ml** **Final Flow Rate: 200 ml/min** **Final Draw Down: 0.05 ft**	**Instrument Used: Aqua TROLL 400** **Serial Number: 884187**

Test Notes:
Two Bottles: Metals and Alkalinity.

Weather Conditions:
Rainy, 50 degrees F.

Low-Flow Readings:

Date Time	Elapsed Time	pH	Temperature	Specific Conductivity	RDO Concentration	Turbidity	ORP	Depth to Water	Flow
		+/- 0.1	+/- 0.5	+/- 5 %	+/- 0.2	+/- 5	+/- 10	+/- 0.3	
1/24/2024 10:39 AM	00:00	6.64 pH	16.02 °C	2,150.2 µS/cm	0.87 mg/L	1.85 NTU	18.2 mV	14.50 ft	200.00 ml/min
1/24/2024 10:44 AM	05:00	6.62 pH	16.48 °C	2,262.4 µS/cm	0.24 mg/L	2.13 NTU	13.5 mV	14.50 ft	200.00 ml/min
1/24/2024 10:49 AM	10:00	6.74 pH	16.57 °C	2,459.3 µS/cm	0.16 mg/L	1.34 NTU	18.5 mV	14.50 ft	200.00 ml/min
1/24/2024 10:54 AM	15:00	6.79 pH	16.51 °C	2,491.6 µS/cm	0.14 mg/L	1.52 NTU	15.1 mV	14.50 ft	200.00 ml/min
1/24/2024 10:59 AM	20:00	6.83 pH	16.48 °C	2,516.6 µS/cm	0.14 mg/L	1.31 NTU	8.6 mV	14.50 ft	200.00 ml/min
1/24/2024 11:04 AM	25:00	6.84 pH	16.48 °C	2,519.4 µS/cm	0.14 mg/L	1.07 NTU	5.3 mV	14.50 ft	200.00 ml/min
1/24/2024 11:09 AM	30:00	6.84 pH	16.50 °C	2,508.6 µS/cm	0.15 mg/L	0.73 NTU	0.1 mV	14.50 ft	200.00 ml/min

Samples

Sample ID:	Description:
HAM-PT-05	Grab.

Low-Flow Test Report:

Test Date / Time: 1/24/2024 9:27:54 AM
Project: Plant Hammond
Operator Name: Thomas Kessler

Location Name: PT-06 **Well Diameter: 2 in** **Casing Type: PVC** **Screen Length: 10 ft** **Top of Screen: 25.48 ft** **Total Depth: 35.48 ft** **Initial Depth to Water: 14.30 ft**	**Pump Type: Peristaltic** **Tubing Type: Polyethylene** **Pump Intake From TOC: 30.48 ft** **Estimated Total Volume Pumped: 8.2 liter** **Flow Cell Volume: 90 ml** **Final Flow Rate: 200 ml/min** **Final Draw Down: 0.05 ft**	**Instrument Used: Aqua TROLL 400** **Serial Number: 884187**

Test Notes:
Two Bottles: Metals and Alkalinity.

Weather Conditions:
Rainy, 50 degrees F.

Low-Flow Readings:

Date Time	Elapsed Time	pH	Temperature	Specific Conductivity	RDO Concentration	Turbidity	ORP	Depth to Water	Flow
		+/- 0.1	+/- 0.5	+/- 5 %	+/- 0.2	+/- 5	+/- 10	+/- 5	
1/24/2024 9:27 AM	00:00	6.62 pH	15.53 °C	2,094.7 µS/cm	0.37 mg/L	3.13 NTU	44.4 mV	14.30 ft	100.00 ml/min
1/24/2024 9:32 AM	05:00	6.62 pH	15.31 °C	2,107.8 µS/cm	0.28 mg/L	3.50 NTU	43.3 mV	14.30 ft	100.00 ml/min
1/24/2024 9:37 AM	10:00	6.63 pH	15.50 °C	2,096.1 µS/cm	0.25 mg/L	2.87 NTU	34.9 mV	14.30 ft	100.00 ml/min
1/24/2024 9:42 AM	15:00	6.63 pH	15.49 °C	2,098.3 µS/cm	0.24 mg/L	10.95 NTU	33.1 mV	14.30 ft	100.00 ml/min
1/24/2024 9:43 AM	15:39	6.64 pH	15.59 °C	2,094.1 µS/cm	0.23 mg/L	10.95 NTU	33.1 mV	14.30 ft	100.00 ml/min
1/24/2024 9:48 AM	20:39	6.63 pH	15.32 °C	2,085.5 µS/cm	0.23 mg/L	13.10 NTU	31.5 mV	14.30 ft	100.00 ml/min
1/24/2024 9:50 AM	22:45	6.64 pH	15.34 °C	2,081.8 µS/cm	0.23 mg/L	13.10 NTU	32.3 mV	14.30 ft	100.00 ml/min
1/24/2024 9:55 AM	27:45	6.64 pH	14.82 °C	2,083.9 µS/cm	0.24 mg/L	12.20 NTU	33.9 mV	14.30 ft	100.00 ml/min
1/24/2024 10:00 AM	32:45	6.68 pH	14.55 °C	2,093.4 µS/cm	0.27 mg/L	13.20 NTU	33.5 mV	14.30 ft	100.00 ml/min
1/24/2024 10:05 AM	37:45	6.65 pH	14.82 °C	2,130.7 µS/cm	0.24 mg/L	14.50 NTU	32.2 mV	14.35 ft	100.00 ml/min
1/24/2024 10:10 AM	42:45	6.64 pH	16.14 °C	2,118.1 µS/cm	0.15 mg/L	7.57 NTU	29.5 mV	14.35 ft	200.00 ml/min
1/24/2024 10:15 AM	47:45	6.64 pH	16.42 °C	2,100.6 µS/cm	0.12 mg/L	6.13 NTU	27.9 mV	14.35 ft	200.00 ml/min
1/24/2024 10:20 AM	52:45	6.64 pH	16.60 °C	2,095.3 µS/cm	0.11 mg/L	4.39 NTU	25.9 mV	14.35 ft	200.00 ml/min

Samples

Sample ID:	Description:
HAM-PT-06	Grab.

CALIBRATION REPORTS

Site Name: Plant Hammond

Field Instrumentation Calibration Form

Date: 1/24/2024

Calibrated By: Thomas Kessler

Field Conditions: Rainy, 50°F

Instrument	Manufactuer/ Model	Serial Number
Water Quality Meter	insitu	584187
Turbidity Meter	Lamotte	1603-4471

Calibration Standard Information				
Parameter	Standard	Lot #	Date of Expiration	Brand
Specific Conductance (µS/cm)	4,490	24000041	5/24	insitu
pH (SU)	4.00	24000041	5/24	insitu
pH (SU)	7.00	22290139	4/24	insitu
pH (SU)	10.00	22160130	4/24	insitu
D.O. (%)	N/A	—	—	—
ORP (mV)	228.0	24002258	6/24	insitu

Calibration					
Time Start 0715		Time Finish 0750			
Parameter	Standard	Calibration Value	Calibration Solution Temperature (°C)	Acceptance Criteria	Reference
Specific Conductance (µS/cm)	4,490	4490	12.87	± 10% of standard	EPA 2023
pH (SU)	4.00	4.01	12.98	± 0.1	GWMP
pH (SU)	7.00	6.96	13.34	± 0.1	GWMP
pH (SU)	10.00	10.00	13.73	± 0.1	GWMP
D.O. (%)	N/A	100	13.96	± 10%	NA
ORP (mV)	228.0	227.9	13.89	± 10	EPA 2023

	Standard	Calibration Value	Acceptance Criteria	Reference
Turbidity (NTU)	0	0	± 10% of standard	EPA 2023
	1	1.01		
	10	9.99		
	—	—		

Calibration Check					
Time Start 1330		Time Finish 1337			
Parameter	Standard	Calibration Value	Calibration Solution Temperature (°C)	Acceptance Criteria	Reference
Specific Conductance (µS/cm)	4,490	4490	16.28	± 10% of standard	EPA 2023
pH (SU)	4.00	4.09	16.28	± 0.1	GWMP
pH (SU)	7.00	7.01	16.30	± 0.1	GWMP
pH (SU)	10.00	10.05	16.80	± 0.1	GWMP

	Standard	Calibration Value	Acceptance Criteria	Reference
Turbidity (NTU)	0	0	± 10% of standard	EPA 2023
	1	0.1		
	10	9.80		
	—	—		

Notes:

Site Name: Plant Hammond

Field Instrumentation Calibration Form

Date: 1-24-24

Calibrated By: Zain Webb

Field Conditions: Rain, 50°F

Instrument	Manufactuer/ Model	Serial Number
Water Quality Meter	Aquatrol 400	851413
Turbidity Meter	LaMotte 2020e	4126-2623

Calibration Standard Information				
Parameter	Standard	Lot #	Date of Expiration	Brand
Specific Conductance (µS/cm)	4,490	24000044	05/24	AIR
pH (SU)	4.00	↓	↓	↓
pH (SU)	7.00	22250139	04/24	
pH (SU)	10.00	22110130	04/24	
D.O. (%)	N/A	—	—	
ORP (mV)	228.0	24002258	06/24	

Calibration					
Time Start 0736		Time Finish 0807			
Parameter	Standard	Calibration Value	Calibration Solution Temperature (°C)	Acceptance Criteria	Reference
Specific Conductance (µS/cm)	4,490	4490	14.02	± 10% of standard	EPA 2023
pH (SU)	4.00	4.00	14.24	± 0.1	GWMP
pH (SU)	7.00	7.00	14.80	± 0.1	GWMP
pH (SU)	10.00	10.00	15.56	± 0.1	GWMP
D.O. (%)	N/A	100%	15.84	± 10%	NA
ORP (mV)	228.0	228.0	15.48	± 10	EPA 2023

	Standard	Calibration Value	Acceptance Criteria	Reference
Turbidity (NTU)	0	0	± 10% of standard	EPA 2023
	1	1		
	10	10		
	—	—		

Calibration Check					
Time Start 1152		Time Finish 1209			
Parameter	Standard	Calibration Value	Calibration Solution Temperature (°C)	Acceptance Criteria	Reference
Specific Conductance (µS/cm)	4,490	4490	15.99	± 10% of standard	EPA 2023
pH (SU)	4.00	4.00	16.01	± 0.1	GWMP
pH (SU)	7.00	7.00	16.09	± 0.1	GWMP
pH (SU)	10.00	10.00	16.27	± 0.1	GWMP

	Standard	Calibration Value	Acceptance Criteria	Reference
Turbidity (NTU)	0	0	± 10% of standard	EPA 2023
	1	1		
	10	10		
	—	—		

Notes:

February 2024

LABORATORY ANALYTICAL RESULTS

Pace Analytical Services, LLC
9800 Kincey Ave. Suite 100
Huntersville, NC 28078
(704)875-9092

March 07, 2024

Kristen Jurinko
Southern Company
241 Ralph McGill Blvd NE
Bin 10160
Atlanta, GA 30308

RE: Project: Plant Hammond AP-2 (CA)
Pace Project No.: 92714999

Dear Kristen Jurinko:

Enclosed are the analytical results for sample(s) received by the laboratory on February 22, 2024. The results relate only to the samples included in this report. Results reported herein conform to the applicable TNI/NELAC Standards and the laboratory's Quality Manual, where applicable, unless otherwise noted in the body of the report.

The test results provided in this final report were generated by each of the following laboratories within the Pace Network:

- Pace Analytical Services - Asheville
- Pace Analytical Services - Peachtree Corners, GA

If you have any questions concerning this report, please feel free to contact me.

Sincerely,

Bonnie Vang

Bonnie Vang
bonnie.vang@pacelabs.com
704-977-0968
Project Manager

Enclosures

cc: Kip Gray, Geosyntec
Christine Hug, Geosyntec Consultants, Inc.
Thomas Kessler, Geosyntec Consultants
Whitney Law, Geosyntec Consultants
Laura Midkiff, Southern Company
Caroline Nelson, Geosyntec Consultants, Inc
Anthony Szwast, Geosyntec Consultants

REPORT OF LABORATORY ANALYSIS

This report shall not be reproduced, except in full,
without the written consent of Pace Analytical Services, LLC.

Pace Analytical Services, LLC
9800 Kincey Ave. Suite 100
Huntersville, NC 28078
(704)875-9092

CERTIFICATIONS

Project: Plant Hammond AP-2 (CA)
Pace Project No.: 92714999

Pace Analytical Services Asheville
2225 Riverside Drive, Asheville, NC 28804
Florida/NELAP Certification #: E87648
North Carolina Drinking Water Certification #: 37712
North Carolina Wastewater Certification #: 40
South Carolina Laboratory ID: 99030
South Carolina Certification #: 99030001
Virginia/VELAP Certification #: 460222

Pace Analytical Services Peachtree Corners
110 Technology Pkwy, Peachtree Corners, GA 30092
Florida DOH Certification #: E87315
Georgia DW Inorganics Certification #: 812
North Carolina Certification #: 381
South Carolina Certification #: 98011001
Virginia Certification #: 460204

This report shall not be reproduced, except in full,
without the written consent of Pace Analytical Services, LLC.

Pace Analytical Services, LLC
9800 Kincey Ave. Suite 100
Huntersville, NC 28078
(704)875-9092

SAMPLE SUMMARY

Project: Plant Hammond AP-2 (CA)
Pace Project No.: 92714999

Lab ID	Sample ID	Matrix	Date Collected	Date Received
92714999001	**HAM-PT-01**	Water	02/19/24 17:08	02/22/24 11:10
92714999002	**HAM-PT-02**	Water	02/20/24 12:07	02/22/24 11:10
92714999003	**HAM-PT-03**	Water	02/20/24 10:30	02/22/24 11:10
92714999004	**HAM-PT-04**	Water	02/21/24 10:30	02/22/24 11:10
92714999005	**HAM-PT-05**	Water	02/20/24 15:40	02/22/24 11:10
92714999006	**HAM-PT-06**	Water	02/20/24 17:42	02/22/24 11:10
92714999007	**HAM-AP2-EB-01**	Water	02/21/24 10:40	02/22/24 11:10
92714999008	**HAM-AP2-FB-01**	Water	02/21/24 10:45	02/22/24 11:10
92714999009	**HAM-AP2-FD-01**	Water	02/20/24 00:00	02/22/24 11:10

This report shall not be reproduced, except in full,
without the written consent of Pace Analytical Services, LLC.

Pace Analytical Services, LLC
9800 Kincey Ave. Suite 100
Huntersville, NC 28078
(704)875-9092

SAMPLE ANALYTE COUNT

Project: Plant Hammond AP-2 (CA)
Pace Project No.: 92714999

Lab ID	Sample ID	Method	Analysts	Analytes Reported
92714999001	**HAM-PT-01**	EPA 6010D	DRB	6
		EPA 6020B	MT1	13
		EPA 7470A	VB	1
		SM 2540C-2015	DL1	1
		SM 2320B-2011	SMS	3
		SM 4500-S2D-2011	JP1	1
		EPA 300.0 Rev 2.1 1993	JCM	3
92714999002	**HAM-PT-02**	EPA 6010D	DRB	6
		EPA 6020B	MT1	13
		EPA 7470A	VB	1
		SM 2540C-2015	DL1	1
		SM 2320B-2011	SMS	3
		SM 4500-S2D-2011	JP1	1
		EPA 300.0 Rev 2.1 1993	JCM	3
92714999003	**HAM-PT-03**	EPA 6010D	DRB	6
		EPA 6020B	MT1	13
		EPA 7470A	VB	1
		SM 2540C-2015	DL1	1
		SM 2320B-2011	SMS	3
		SM 4500-S2D-2011	JP1	1
		EPA 300.0 Rev 2.1 1993	JCM	3
92714999004	**HAM-PT-04**	EPA 6010D	DRB	6
		EPA 6020B	MT1	13
		EPA 7470A	VB	1
		SM 2540C-2015	DL1	1
		SM 2320B-2011	SMS	3
		SM 4500-S2D-2011	JP1	1
		EPA 300.0 Rev 2.1 1993	JCM	3
92714999005	**HAM-PT-05**	EPA 6010D	DRB	6
		EPA 6020B	MT1	13
		EPA 7470A	VB	1
		SM 2540C-2015	DL1	1
		SM 2320B-2011	SMS	3
		SM 4500-S2D-2011	JP1	1
		EPA 300.0 Rev 2.1 1993	JCM	3
92714999006	**HAM-PT-06**	EPA 6010D	DRB	6
		EPA 6020B	MT1	13

This report shall not be reproduced, except in full,
without the written consent of Pace Analytical Services, LLC.

Pace Analytical Services, LLC
9800 Kincey Ave. Suite 100
Huntersville, NC 28078
(704)875-9092

SAMPLE ANALYTE COUNT

Project: Plant Hammond AP-2 (CA)
Pace Project No.: 92714999

Lab ID	Sample ID	Method	Analysts	Analytes Reported
		EPA 7470A	VB	1
		SM 2540C-2015	DL1	1
		SM 2320B-2011	SMS	3
		SM 4500-S2D-2011	JP1	1
		EPA 300.0 Rev 2.1 1993	JCM	3
92714999007	**HAM-AP2-EB-01**	EPA 6010D	DRB	6
		EPA 6020B	MT1	13
		EPA 7470A	VB	1
		SM 2540C-2015	DL1	1
		SM 2320B-2011	SMS	3
		SM 4500-S2D-2011	JP1	1
		EPA 300.0 Rev 2.1 1993	JCM	3
92714999008	**HAM-AP2-FB-01**	EPA 6010D	DRB	6
		EPA 6020B	MT1	13
		EPA 7470A	VB	1
		SM 2540C-2015	DL1	1
		SM 2320B-2011	SMS	3
		SM 4500-S2D-2011	JP1	1
		EPA 300.0 Rev 2.1 1993	JCM	3
92714999009	**HAM-AP2-FD-01**	EPA 6010D	DRB	6
		EPA 6020B	MT1	13
		EPA 7470A	VB	1
		SM 2540C-2015	DL1	1
		SM 2320B-2011	SMS	3
		SM 4500-S2D-2011	JP1	1
		EPA 300.0 Rev 2.1 1993	JCM	3

PASI-A = Pace Analytical Services - Asheville
PASI-GA = Pace Analytical Services - Peachtree Corners, GA

This report shall not be reproduced, except in full,
without the written consent of Pace Analytical Services, LLC.

Pace Analytical Services, LLC
9800 Kincey Ave. Suite 100
Huntersville, NC 28078
(704)875-9092

SUMMARY OF DETECTION

Project: Plant Hammond AP-2 (CA)
Pace Project No.: 92714999

Lab Sample ID Method	Client Sample ID Parameters	Result	Units	Report Limit	Analyzed	Qualifiers
92714999001	**HAM-PT-01**					
EPA 6010D	Iron	10.1	mg/L	0.040	03/02/24 09:20	
EPA 6010D	Manganese	6.6	mg/L	0.040	03/02/24 09:20	
EPA 6010D	Potassium	15.2	mg/L	0.50	03/02/24 09:20	
EPA 6010D	Sodium	145	mg/L	1.0	03/02/24 09:20	
EPA 6010D	Calcium	96.6	mg/L	1.0	03/02/24 09:20	
EPA 6010D	Magnesium	11.3	mg/L	0.050	03/02/24 09:20	
EPA 6020B	Arsenic	0.0033J	mg/L	0.010	02/29/24 18:19	
EPA 6020B	Barium	0.036	mg/L	0.0050	02/29/24 18:19	
EPA 6020B	Boron	2.3	mg/L	0.040	02/29/24 18:19	
EPA 6020B	Cobalt	0.014	mg/L	0.0050	02/29/24 18:19	
EPA 6020B	Lead	0.00020J	mg/L	0.0010	02/29/24 18:19	
SM 2540C-2015	Total Dissolved Solids	810	mg/L	25.0	02/26/24 14:44	
SM 2320B-2011	Alkalinity,Bicarbonate (CaCO3)	253	mg/L	5.0	02/29/24 16:23	
SM 2320B-2011	Alkalinity, Total as CaCO3	253	mg/L	5.0	02/29/24 16:23	
EPA 300.0 Rev 2.1 1993	Chloride	53.0	mg/L	1.0	02/24/24 17:43	
EPA 300.0 Rev 2.1 1993	Fluoride	0.24	mg/L	0.10	02/24/24 17:43	
EPA 300.0 Rev 2.1 1993	Sulfate	279	mg/L	6.0	02/25/24 06:05	
92714999002	**HAM-PT-02**					
EPA 6010D	Iron	13.2	mg/L	0.040	03/02/24 09:22	
EPA 6010D	Manganese	9.6	mg/L	0.040	03/02/24 09:22	
EPA 6010D	Potassium	7.3	mg/L	0.50	03/02/24 09:22	
EPA 6010D	Sodium	256	mg/L	1.0	03/02/24 09:22	
EPA 6010D	Calcium	158	mg/L	1.0	03/02/24 09:22	
EPA 6010D	Magnesium	18.4	mg/L	0.050	03/02/24 09:22	
EPA 6020B	Antimony	0.00060J	mg/L	0.0030	02/29/24 18:34	
EPA 6020B	Arsenic	0.0036J	mg/L	0.010	02/29/24 18:34	
EPA 6020B	Barium	0.042	mg/L	0.0050	02/29/24 18:34	
EPA 6020B	Boron	4.0	mg/L	0.040	02/29/24 18:34	
EPA 6020B	Cobalt	0.029	mg/L	0.0050	02/29/24 18:34	
SM 2540C-2015	Total Dissolved Solids	1820	mg/L	500	02/26/24 17:50	
SM 2320B-2011	Alkalinity,Bicarbonate (CaCO3)	355	mg/L	5.0	02/27/24 18:54	
SM 2320B-2011	Alkalinity, Total as CaCO3	355	mg/L	5.0	02/27/24 18:54	
EPA 300.0 Rev 2.1 1993	Chloride	87.3	mg/L	12.0	02/25/24 06:20	
EPA 300.0 Rev 2.1 1993	Fluoride	0.15	mg/L	0.10	02/24/24 17:57	
EPA 300.0 Rev 2.1 1993	Sulfate	516	mg/L	12.0	02/25/24 06:20	
92714999003	**HAM-PT-03**					
EPA 6010D	Iron	0.075	mg/L	0.040	03/02/24 09:25	
EPA 6010D	Manganese	5.4	mg/L	0.040	03/02/24 09:25	
EPA 6010D	Potassium	5.6	mg/L	0.50	03/02/24 09:25	
EPA 6010D	Sodium	44.6	mg/L	1.0	03/02/24 09:25	
EPA 6010D	Calcium	275	mg/L	1.0	03/02/24 09:25	
EPA 6010D	Magnesium	27.0	mg/L	0.050	03/02/24 09:25	
EPA 6020B	Arsenic	0.0067J	mg/L	0.010	02/29/24 18:38	
EPA 6020B	Barium	0.024	mg/L	0.0050	02/29/24 18:38	
EPA 6020B	Beryllium	0.0017	mg/L	0.00050	02/29/24 18:38	
EPA 6020B	Boron	6.0	mg/L	0.040	02/29/24 18:38	

This report shall not be reproduced, except in full,
without the written consent of Pace Analytical Services, LLC.

Pace Analytical Services, LLC
9800 Kincey Ave. Suite 100
Huntersville, NC 28078
(704)875-9092

SUMMARY OF DETECTION

Project: Plant Hammond AP-2 (CA)
Pace Project No.: 92714999

Lab Sample ID Method	Client Sample ID Parameters	Result	Units	Report Limit	Analyzed	Qualifiers
92714999003	**HAM-PT-03**					
EPA 6020B	Cadmium	0.00058	mg/L	0.00050	02/29/24 18:38	
EPA 6020B	Cobalt	0.092	mg/L	0.0050	02/29/24 18:38	
EPA 6020B	Lead	0.0012	mg/L	0.0010	02/29/24 18:38	
EPA 6020B	Selenium	0.0085	mg/L	0.0050	02/29/24 18:38	
SM 2540C-2015	Total Dissolved Solids	1480	mg/L	25.0	02/26/24 17:50	
SM 2320B-2011	Alkalinity,Bicarbonate (CaCO3)	9.8	mg/L	5.0	02/27/24 18:11	
SM 2320B-2011	Alkalinity, Total as CaCO3	9.8	mg/L	5.0	02/27/24 18:11	
EPA 300.0 Rev 2.1 1993	Chloride	96.0	mg/L	17.0	02/25/24 06:35	M1
EPA 300.0 Rev 2.1 1993	Fluoride	0.57	mg/L	0.10	02/24/24 18:12	
EPA 300.0 Rev 2.1 1993	Sulfate	758	mg/L	17.0	02/25/24 06:35	M1
92714999004	**HAM-PT-04**					
EPA 6010D	Iron	4.6	mg/L	0.040	03/02/24 09:28	
EPA 6010D	Manganese	11.1	mg/L	0.040	03/02/24 09:28	
EPA 6010D	Potassium	8.6	mg/L	0.50	03/02/24 09:28	
EPA 6010D	Sodium	163	mg/L	1.0	03/02/24 09:28	
EPA 6010D	Calcium	244	mg/L	1.0	03/02/24 09:28	
EPA 6010D	Magnesium	20.2	mg/L	0.050	03/02/24 09:28	
EPA 6020B	Arsenic	0.0086J	mg/L	0.010	02/29/24 18:41	
EPA 6020B	Barium	0.045	mg/L	0.0050	02/29/24 18:41	
EPA 6020B	Boron	6.2	mg/L	0.040	02/29/24 18:41	
EPA 6020B	Cobalt	0.039	mg/L	0.0050	02/29/24 18:41	
EPA 6020B	Lithium	0.0031J	mg/L	0.030	02/29/24 18:41	
EPA 6020B	Molybdenum	0.0011J	mg/L	0.010	02/29/24 18:41	
EPA 6020B	Thallium	0.00053J	mg/L	0.0010	02/29/24 18:41	
SM 2540C-2015	Total Dissolved Solids	1370	mg/L	25.0	02/28/24 11:56	
SM 2320B-2011	Alkalinity,Bicarbonate (CaCO3)	412	mg/L	5.0	02/29/24 19:38	
SM 2320B-2011	Alkalinity, Total as CaCO3	412	mg/L	5.0	02/29/24 19:38	
EPA 300.0 Rev 2.1 1993	Chloride	113	mg/L	10.0	02/25/24 07:48	
EPA 300.0 Rev 2.1 1993	Fluoride	0.13	mg/L	0.10	02/24/24 18:57	
EPA 300.0 Rev 2.1 1993	Sulfate	451	mg/L	10.0	02/25/24 07:48	
92714999005	**HAM-PT-05**					
EPA 6010D	Sodium	458	mg/L	5.0	03/04/24 09:04	
EPA 6010D	Iron	0.21	mg/L	0.040	03/02/24 09:30	
EPA 6010D	Manganese	3.5	mg/L	0.040	03/02/24 09:30	
EPA 6010D	Potassium	4.3	mg/L	0.50	03/02/24 09:30	
EPA 6010D	Calcium	186	mg/L	1.0	03/02/24 09:30	
EPA 6010D	Magnesium	19.5	mg/L	0.050	03/02/24 09:30	
EPA 6020B	Arsenic	0.0025J	mg/L	0.010	02/29/24 18:45	
EPA 6020B	Barium	0.042	mg/L	0.0050	02/29/24 18:45	
EPA 6020B	Boron	5.1	mg/L	0.040	02/29/24 18:45	
EPA 6020B	Cadmium	0.00021J	mg/L	0.00050	02/29/24 18:45	
EPA 6020B	Cobalt	0.014	mg/L	0.0050	02/29/24 18:45	
EPA 6020B	Lithium	0.0031J	mg/L	0.030	02/29/24 18:45	
EPA 6020B	Molybdenum	0.00097J	mg/L	0.010	02/29/24 18:45	
SM 2540C-2015	Total Dissolved Solids	1740	mg/L	25.0	02/26/24 17:51	
SM 2320B-2011	Alkalinity,Bicarbonate (CaCO3)	795	mg/L	5.0	02/27/24 19:01	

This report shall not be reproduced, except in full,
without the written consent of Pace Analytical Services, LLC.

Pace Analytical Services, LLC
9800 Kincey Ave. Suite 100
Huntersville, NC 28078
(704)875-9092

SUMMARY OF DETECTION

Project: Plant Hammond AP-2 (CA)
Pace Project No.: 92714999

Lab Sample ID Method	Client Sample ID Parameters	Result	Units	Report Limit	Analyzed	Qualifiers
92714999005	**HAM-PT-05**					
SM 2320B-2011	Alkalinity, Total as CaCO3	795	mg/L	5.0	02/27/24 19:01	
EPA 300.0 Rev 2.1 1993	Chloride	99.1	mg/L	10.0	02/25/24 08:03	
EPA 300.0 Rev 2.1 1993	Fluoride	0.060J	mg/L	0.10	02/24/24 19:12	
EPA 300.0 Rev 2.1 1993	Sulfate	460	mg/L	10.0	02/25/24 08:03	
92714999006	**HAM-PT-06**					
EPA 6010D	Iron	1.4	mg/L	0.040	03/02/24 09:43	
EPA 6010D	Manganese	10.5	mg/L	0.040	03/02/24 09:43	
EPA 6010D	Potassium	6.3	mg/L	0.50	03/02/24 09:43	
EPA 6010D	Sodium	225	mg/L	1.0	03/02/24 09:43	
EPA 6010D	Calcium	226	mg/L	1.0	03/02/24 09:43	
EPA 6010D	Magnesium	18.7	mg/L	0.050	03/02/24 09:43	
EPA 6020B	Arsenic	0.0052J	mg/L	0.010	02/29/24 18:56	
EPA 6020B	Barium	0.036	mg/L	0.0050	02/29/24 18:56	
EPA 6020B	Boron	6.6	mg/L	0.040	02/29/24 18:56	
EPA 6020B	Cadmium	0.00018J	mg/L	0.00050	02/29/24 18:56	
EPA 6020B	Cobalt	0.028	mg/L	0.0050	02/29/24 18:56	
EPA 6020B	Lithium	0.0040J	mg/L	0.030	02/29/24 18:56	
EPA 6020B	Thallium	0.00046J	mg/L	0.0010	02/29/24 18:56	
SM 2540C-2015	Total Dissolved Solids	1530	mg/L	25.0	02/26/24 17:51	
SM 2320B-2011	Alkalinity,Bicarbonate (CaCO3)	451	mg/L	5.0	02/28/24 10:15	
SM 2320B-2011	Alkalinity, Total as CaCO3	451	mg/L	5.0	02/28/24 10:15	
EPA 300.0 Rev 2.1 1993	Chloride	125	mg/L	11.0	02/25/24 08:18	
EPA 300.0 Rev 2.1 1993	Sulfate	498	mg/L	11.0	02/25/24 08:18	
92714999007	**HAM-AP2-EB-01**					
EPA 6020B	Boron	0.034J	mg/L	0.040	02/29/24 19:00	
SM 2540C-2015	Total Dissolved Solids	41.0	mg/L	25.0	02/28/24 11:57	
92714999008	**HAM-AP2-FB-01**					
EPA 6020B	Boron	0.013J	mg/L	0.040	02/29/24 19:04	
92714999009	**HAM-AP2-FD-01**					
EPA 6010D	Iron	12.4	mg/L	0.040	03/02/24 09:51	
EPA 6010D	Manganese	10.5	mg/L	0.040	03/02/24 09:51	
EPA 6010D	Potassium	7.6	mg/L	0.50	03/02/24 09:51	
EPA 6010D	Sodium	265	mg/L	1.0	03/02/24 09:51	
EPA 6010D	Calcium	186	mg/L	1.0	03/02/24 09:51	
EPA 6010D	Magnesium	21.8	mg/L	0.050	03/02/24 09:51	
EPA 6020B	Arsenic	0.0042J	mg/L	0.010	02/29/24 19:07	
EPA 6020B	Barium	0.047	mg/L	0.0050	02/29/24 19:07	
EPA 6020B	Boron	4.5	mg/L	0.040	02/29/24 19:07	
EPA 6020B	Cobalt	0.031	mg/L	0.0050	02/29/24 19:07	
EPA 6020B	Selenium	0.0012J	mg/L	0.0050	02/29/24 19:07	
SM 2540C-2015	Total Dissolved Solids	1410	mg/L	25.0	02/26/24 17:51	
SM 2320B-2011	Alkalinity,Bicarbonate (CaCO3)	334	mg/L	5.0	02/28/24 10:23	
SM 2320B-2011	Alkalinity, Total as CaCO3	334	mg/L	5.0	02/28/24 10:23	
EPA 300.0 Rev 2.1 1993	Chloride	91.7	mg/L	12.0	02/25/24 08:32	
EPA 300.0 Rev 2.1 1993	Fluoride	0.13	mg/L	0.10	02/24/24 20:12	

This report shall not be reproduced, except in full,
without the written consent of Pace Analytical Services, LLC.

Pace Analytical Services, LLC
9800 Kincey Ave. Suite 100
Huntersville, NC 28078
(704)875-9092

SUMMARY OF DETECTION

Project: Plant Hammond AP-2 (CA)
Pace Project No.: 92714999

Lab Sample ID Method	Client Sample ID Parameters	Result	Units	Report Limit	Analyzed	Qualifiers
92714999009	**HAM-AP2-FD-01**					
EPA 300.0 Rev 2.1 1993	Sulfate	541	mg/L	12.0	02/25/24 08:32	

This report shall not be reproduced, except in full,
without the written consent of Pace Analytical Services, LLC.

Pace Analytical Services, LLC
9800 Kincey Ave. Suite 100
Huntersville, NC 28078
(704)875-9092

ANALYTICAL RESULTS

Project: Plant Hammond AP-2 (CA)
Pace Project No.: 92714999

Sample: HAM-PT-01 **Lab ID: 92714999001** Collected: 02/19/24 17:08 Received: 02/22/24 11:10 Matrix: Water

Parameters	Results	Units	Report Limit	MDL	DF	Prepared	Analyzed	CAS No.	Qual
6010D ATL ICP	Analytical Method: EPA 6010D Preparation Method: EPA 3010A Pace Analytical Services - Peachtree Corners, GA								
Iron	**10.1**	mg/L	0.040	0.025	1	02/28/24 18:17	03/02/24 09:20	7439-89-6	
Manganese	**6.6**	mg/L	0.040	0.011	1	02/28/24 18:17	03/02/24 09:20	7439-96-5	
Potassium	**15.2**	mg/L	0.50	0.15	1	02/28/24 18:17	03/02/24 09:20	7440-09-7	
Sodium	**145**	mg/L	1.0	0.58	1	02/28/24 18:17	03/02/24 09:20	7440-23-5	
Calcium	**96.6**	mg/L	1.0	0.12	1	02/28/24 18:17	03/02/24 09:20	7440-70-2	
Magnesium	**11.3**	mg/L	0.050	0.012	1	02/28/24 18:17	03/02/24 09:20	7439-95-4	
6020 MET ICPMS	Analytical Method: EPA 6020B Preparation Method: EPA 3005A Pace Analytical Services - Peachtree Corners, GA								
Antimony	ND	mg/L	0.0030	0.00054	1	02/27/24 11:00	02/29/24 18:19	7440-36-0	
Arsenic	**0.0033J**	mg/L	0.010	0.00084	1	02/27/24 11:00	02/29/24 18:19	7440-38-2	
Barium	**0.036**	mg/L	0.0050	0.00047	1	02/27/24 11:00	02/29/24 18:19	7440-39-3	
Beryllium	ND	mg/L	0.00050	0.000094	1	02/27/24 11:00	02/29/24 18:19	7440-41-7	
Boron	**2.3**	mg/L	0.040	0.012	1	02/27/24 11:00	02/29/24 18:19	7440-42-8	
Cadmium	ND	mg/L	0.00050	0.00010	1	02/27/24 11:00	02/29/24 18:19	7440-43-9	
Chromium	ND	mg/L	0.0050	0.0019	1	02/27/24 11:00	02/29/24 18:19	7440-47-3	
Cobalt	**0.014**	mg/L	0.0050	0.00032	1	02/27/24 11:00	02/29/24 18:19	7440-48-4	
Lead	**0.00020J**	mg/L	0.0010	0.00016	1	02/27/24 11:00	02/29/24 18:19	7439-92-1	
Lithium	ND	mg/L	0.030	0.0016	1	02/27/24 11:00	02/29/24 18:19	7439-93-2	
Molybdenum	ND	mg/L	0.010	0.00062	1	02/27/24 11:00	02/29/24 18:19	7439-98-7	
Selenium	ND	mg/L	0.0050	0.00096	1	02/27/24 11:00	02/29/24 18:19	7782-49-2	
Thallium	ND	mg/L	0.0010	0.00038	1	02/27/24 11:00	02/29/24 18:19	7440-28-0	
7470 Mercury	Analytical Method: EPA 7470A Preparation Method: EPA 7470A Pace Analytical Services - Peachtree Corners, GA								
Mercury	ND	mg/L	0.00020	0.00013	1	03/04/24 13:00	03/04/24 16:00	7439-97-6	
2540C Total Dissolved Solids	Analytical Method: SM 2540C-2015 Pace Analytical Services - Peachtree Corners, GA								
Total Dissolved Solids	**810**	mg/L	25.0	25.0	1		02/26/24 14:44		
2320B Alkalinity	Analytical Method: SM 2320B-2011 Pace Analytical Services - Asheville								
Alkalinity,Bicarbonate (CaCO3)	**253**	mg/L	5.0	5.0	1		02/29/24 16:23		
Alkalinity,Carbonate (CaCO3)	ND	mg/L	5.0	5.0	1		02/29/24 16:23		
Alkalinity, Total as CaCO3	**253**	mg/L	5.0	5.0	1		02/29/24 16:23		
4500S2D Sulfide Water	Analytical Method: SM 4500-S2D-2011 Pace Analytical Services - Asheville								
Sulfide	ND	mg/L	0.10	0.022	1		02/24/24 03:28	18496-25-8	
300.0 IC Anions 28 Days	Analytical Method: EPA 300.0 Rev 2.1 1993 Pace Analytical Services - Asheville								
Chloride	**53.0**	mg/L	1.0	0.60	1		02/24/24 17:43	16887-00-6	

This report shall not be reproduced, except in full,
without the written consent of Pace Analytical Services, LLC.

Pace Analytical Services, LLC
9800 Kincey Ave. Suite 100
Huntersville, NC 28078
(704)875-9092

ANALYTICAL RESULTS

Project: Plant Hammond AP-2 (CA)
Pace Project No.: 92714999

Sample: HAM-PT-01 **Lab ID: 92714999001** Collected: 02/19/24 17:08 Received: 02/22/24 11:10 Matrix: Water

Parameters	Results	Units	Report Limit	MDL	DF	Prepared	Analyzed	CAS No.	Qual
300.0 IC Anions 28 Days	Analytical Method: EPA 300.0 Rev 2.1 1993 Pace Analytical Services - Asheville								
Fluoride	**0.24**	mg/L	0.10	0.050	1		02/24/24 17:43	16984-48-8	
Sulfate	**279**	mg/L	6.0	3.0	6		02/25/24 06:05	14808-79-8	

This report shall not be reproduced, except in full,
without the written consent of Pace Analytical Services, LLC.

Pace Analytical Services, LLC
9800 Kincey Ave. Suite 100
Huntersville, NC 28078
(704)875-9092

ANALYTICAL RESULTS

Project: Plant Hammond AP-2 (CA)
Pace Project No.: 92714999

Sample: HAM-PT-02 **Lab ID: 92714999002** Collected: 02/20/24 12:07 Received: 02/22/24 11:10 Matrix: Water

Parameters	Results	Units	Report Limit	MDL	DF	Prepared	Analyzed	CAS No.	Qual
6010D ATL ICP	Analytical Method: EPA 6010D Preparation Method: EPA 3010A Pace Analytical Services - Peachtree Corners, GA								
Iron	**13.2**	mg/L	0.040	0.025	1	02/28/24 18:17	03/02/24 09:22	7439-89-6	
Manganese	**9.6**	mg/L	0.040	0.011	1	02/28/24 18:17	03/02/24 09:22	7439-96-5	
Potassium	**7.3**	mg/L	0.50	0.15	1	02/28/24 18:17	03/02/24 09:22	7440-09-7	
Sodium	**256**	mg/L	1.0	0.58	1	02/28/24 18:17	03/02/24 09:22	7440-23-5	
Calcium	**158**	mg/L	1.0	0.12	1	02/28/24 18:17	03/02/24 09:22	7440-70-2	
Magnesium	**18.4**	mg/L	0.050	0.012	1	02/28/24 18:17	03/02/24 09:22	7439-95-4	
6020 MET ICPMS	Analytical Method: EPA 6020B Preparation Method: EPA 3005A Pace Analytical Services - Peachtree Corners, GA								
Antimony	**0.00060J**	mg/L	0.0030	0.00054	1	02/27/24 11:00	02/29/24 18:34	7440-36-0	
Arsenic	**0.0036J**	mg/L	0.010	0.00084	1	02/27/24 11:00	02/29/24 18:34	7440-38-2	
Barium	**0.042**	mg/L	0.0050	0.00047	1	02/27/24 11:00	02/29/24 18:34	7440-39-3	
Beryllium	ND	mg/L	0.00050	0.000094	1	02/27/24 11:00	02/29/24 18:34	7440-41-7	
Boron	**4.0**	mg/L	0.040	0.012	1	02/27/24 11:00	02/29/24 18:34	7440-42-8	
Cadmium	ND	mg/L	0.00050	0.00010	1	02/27/24 11:00	02/29/24 18:34	7440-43-9	
Chromium	ND	mg/L	0.0050	0.0019	1	02/27/24 11:00	02/29/24 18:34	7440-47-3	
Cobalt	**0.029**	mg/L	0.0050	0.00032	1	02/27/24 11:00	02/29/24 18:34	7440-48-4	
Lead	ND	mg/L	0.0010	0.00016	1	02/27/24 11:00	02/29/24 18:34	7439-92-1	
Lithium	ND	mg/L	0.030	0.0016	1	02/27/24 11:00	02/29/24 18:34	7439-93-2	
Molybdenum	ND	mg/L	0.010	0.00062	1	02/27/24 11:00	02/29/24 18:34	7439-98-7	
Selenium	ND	mg/L	0.0050	0.00096	1	02/27/24 11:00	02/29/24 18:34	7782-49-2	
Thallium	ND	mg/L	0.0010	0.00038	1	02/27/24 11:00	02/29/24 18:34	7440-28-0	
7470 Mercury	Analytical Method: EPA 7470A Preparation Method: EPA 7470A Pace Analytical Services - Peachtree Corners, GA								
Mercury	ND	mg/L	0.00020	0.00013	1	03/04/24 13:00	03/04/24 16:11	7439-97-6	
2540C Total Dissolved Solids	Analytical Method: SM 2540C-2015 Pace Analytical Services - Peachtree Corners, GA								
Total Dissolved Solids	**1820**	mg/L	500	500	1		02/26/24 17:50		
2320B Alkalinity	Analytical Method: SM 2320B-2011 Pace Analytical Services - Asheville								
Alkalinity,Bicarbonate (CaCO3)	**355**	mg/L	5.0	5.0	1		02/27/24 18:54		
Alkalinity,Carbonate (CaCO3)	ND	mg/L	5.0	5.0	1		02/27/24 18:54		
Alkalinity, Total as CaCO3	**355**	mg/L	5.0	5.0	1		02/27/24 18:54		
4500S2D Sulfide Water	Analytical Method: SM 4500-S2D-2011 Pace Analytical Services - Asheville								
Sulfide	ND	mg/L	0.10	0.022	1		02/24/24 03:43	18496-25-8	M1
300.0 IC Anions 28 Days	Analytical Method: EPA 300.0 Rev 2.1 1993 Pace Analytical Services - Asheville								
Chloride	**87.3**	mg/L	12.0	7.2	12		02/25/24 06:20	16887-00-6	

This report shall not be reproduced, except in full,
without the written consent of Pace Analytical Services, LLC.

Pace Analytical Services, LLC
9800 Kincey Ave. Suite 100
Huntersville, NC 28078
(704)875-9092

ANALYTICAL RESULTS

Project: Plant Hammond AP-2 (CA)
Pace Project No.: 92714999

Sample: HAM-PT-02 **Lab ID: 92714999002** Collected: 02/20/24 12:07 Received: 02/22/24 11:10 Matrix: Water

Parameters	Results	Units	Report Limit	MDL	DF	Prepared	Analyzed	CAS No.	Qual
300.0 IC Anions 28 Days	Analytical Method: EPA 300.0 Rev 2.1 1993 Pace Analytical Services - Asheville								
Fluoride	**0.15**	mg/L	0.10	0.050	1		02/24/24 17:57	16984-48-8	
Sulfate	**516**	mg/L	12.0	6.0	12		02/25/24 06:20	14808-79-8	

This report shall not be reproduced, except in full,
without the written consent of Pace Analytical Services, LLC.

Pace Analytical Services, LLC
9800 Kincey Ave. Suite 100
Huntersville, NC 28078
(704)875-9092

ANALYTICAL RESULTS

Project: Plant Hammond AP-2 (CA)
Pace Project No.: 92714999

Sample: HAM-PT-03 **Lab ID: 92714999003** Collected: 02/20/24 10:30 Received: 02/22/24 11:10 Matrix: Water

Parameters	Results	Units	Report Limit	MDL	DF	Prepared	Analyzed	CAS No.	Qual
6010D ATL ICP	Analytical Method: EPA 6010D Preparation Method: EPA 3010A Pace Analytical Services - Peachtree Corners, GA								
Iron	**0.075**	mg/L	0.040	0.025	1	02/28/24 18:17	03/02/24 09:25	7439-89-6	
Manganese	**5.4**	mg/L	0.040	0.011	1	02/28/24 18:17	03/02/24 09:25	7439-96-5	
Potassium	**5.6**	mg/L	0.50	0.15	1	02/28/24 18:17	03/02/24 09:25	7440-09-7	
Sodium	**44.6**	mg/L	1.0	0.58	1	02/28/24 18:17	03/02/24 09:25	7440-23-5	
Calcium	**275**	mg/L	1.0	0.12	1	02/28/24 18:17	03/02/24 09:25	7440-70-2	
Magnesium	**27.0**	mg/L	0.050	0.012	1	02/28/24 18:17	03/02/24 09:25	7439-95-4	
6020 MET ICPMS	Analytical Method: EPA 6020B Preparation Method: EPA 3005A Pace Analytical Services - Peachtree Corners, GA								
Antimony	ND	mg/L	0.0030	0.00054	1	02/27/24 11:00	02/29/24 18:38	7440-36-0	
Arsenic	**0.0067J**	mg/L	0.010	0.00084	1	02/27/24 11:00	02/29/24 18:38	7440-38-2	
Barium	**0.024**	mg/L	0.0050	0.00047	1	02/27/24 11:00	02/29/24 18:38	7440-39-3	
Beryllium	**0.0017**	mg/L	0.00050	0.000094	1	02/27/24 11:00	02/29/24 18:38	7440-41-7	
Boron	**6.0**	mg/L	0.040	0.012	1	02/27/24 11:00	02/29/24 18:38	7440-42-8	
Cadmium	**0.00058**	mg/L	0.00050	0.00010	1	02/27/24 11:00	02/29/24 18:38	7440-43-9	
Chromium	ND	mg/L	0.0050	0.0019	1	02/27/24 11:00	02/29/24 18:38	7440-47-3	
Cobalt	**0.092**	mg/L	0.0050	0.00032	1	02/27/24 11:00	02/29/24 18:38	7440-48-4	
Lead	**0.0012**	mg/L	0.0010	0.00016	1	02/27/24 11:00	02/29/24 18:38	7439-92-1	
Lithium	ND	mg/L	0.030	0.0016	1	02/27/24 11:00	02/29/24 18:38	7439-93-2	
Molybdenum	ND	mg/L	0.010	0.00062	1	02/27/24 11:00	02/29/24 18:38	7439-98-7	
Selenium	**0.0085**	mg/L	0.0050	0.00096	1	02/27/24 11:00	02/29/24 18:38	7782-49-2	
Thallium	ND	mg/L	0.0010	0.00038	1	02/27/24 11:00	02/29/24 18:38	7440-28-0	
7470 Mercury	Analytical Method: EPA 7470A Preparation Method: EPA 7470A Pace Analytical Services - Peachtree Corners, GA								
Mercury	ND	mg/L	0.00020	0.00013	1	03/04/24 13:00	03/04/24 16:13	7439-97-6	
2540C Total Dissolved Solids	Analytical Method: SM 2540C-2015 Pace Analytical Services - Peachtree Corners, GA								
Total Dissolved Solids	**1480**	mg/L	25.0	25.0	1		02/26/24 17:50		
2320B Alkalinity	Analytical Method: SM 2320B-2011 Pace Analytical Services - Asheville								
Alkalinity,Bicarbonate (CaCO3)	**9.8**	mg/L	5.0	5.0	1		02/27/24 18:11		
Alkalinity,Carbonate (CaCO3)	ND	mg/L	5.0	5.0	1		02/27/24 18:11		
Alkalinity, Total as CaCO3	**9.8**	mg/L	5.0	5.0	1		02/27/24 18:11		
4500S2D Sulfide Water	Analytical Method: SM 4500-S2D-2011 Pace Analytical Services - Asheville								
Sulfide	ND	mg/L	0.10	0.022	1		02/24/24 03:45	18496-25-8	
300.0 IC Anions 28 Days	Analytical Method: EPA 300.0 Rev 2.1 1993 Pace Analytical Services - Asheville								
Chloride	**96.0**	mg/L	17.0	10.2	17		02/25/24 06:35	16887-00-6	M1

REPORT OF LABORATORY ANALYSIS

This report shall not be reproduced, except in full,
without the written consent of Pace Analytical Services, LLC.

Pace Analytical Services, LLC
9800 Kincey Ave. Suite 100
Huntersville, NC 28078
(704)875-9092

ANALYTICAL RESULTS

Project: Plant Hammond AP-2 (CA)
Pace Project No.: 92714999

Sample: HAM-PT-03 **Lab ID: 92714999003** Collected: 02/20/24 10:30 Received: 02/22/24 11:10 Matrix: Water

Parameters	Results	Units	Report Limit	MDL	DF	Prepared	Analyzed	CAS No.	Qual
300.0 IC Anions 28 Days	Analytical Method: EPA 300.0 Rev 2.1 1993 Pace Analytical Services - Asheville								
Fluoride	**0.57**	mg/L	0.10	0.050	1		02/24/24 18:12	16984-48-8	
Sulfate	**758**	mg/L	17.0	8.5	17		02/25/24 06:35	14808-79-8	M1

This report shall not be reproduced, except in full,
without the written consent of Pace Analytical Services, LLC.

Pace Analytical Services, LLC
9800 Kincey Ave. Suite 100
Huntersville, NC 28078
(704)875-9092

ANALYTICAL RESULTS

Project: Plant Hammond AP-2 (CA)
Pace Project No.: 92714999

Sample: HAM-PT-04 **Lab ID: 92714999004** Collected: 02/21/24 10:30 Received: 02/22/24 11:10 Matrix: Water

Parameters	Results	Units	Report Limit	MDL	DF	Prepared	Analyzed	CAS No.	Qual
6010D ATL ICP	Analytical Method: EPA 6010D Preparation Method: EPA 3010A								
	Pace Analytical Services - Peachtree Corners, GA								
Iron	**4.6**	mg/L	0.040	0.025	1	02/28/24 18:17	03/02/24 09:28	7439-89-6	
Manganese	**11.1**	mg/L	0.040	0.011	1	02/28/24 18:17	03/02/24 09:28	7439-96-5	
Potassium	**8.6**	mg/L	0.50	0.15	1	02/28/24 18:17	03/02/24 09:28	7440-09-7	
Sodium	**163**	mg/L	1.0	0.58	1	02/28/24 18:17	03/02/24 09:28	7440-23-5	
Calcium	**244**	mg/L	1.0	0.12	1	02/28/24 18:17	03/02/24 09:28	7440-70-2	
Magnesium	**20.2**	mg/L	0.050	0.012	1	02/28/24 18:17	03/02/24 09:28	7439-95-4	
6020 MET ICPMS	Analytical Method: EPA 6020B Preparation Method: EPA 3005A								
	Pace Analytical Services - Peachtree Corners, GA								
Antimony	ND	mg/L	0.0030	0.00054	1	02/27/24 11:00	02/29/24 18:41	7440-36-0	
Arsenic	**0.0086J**	mg/L	0.010	0.00084	1	02/27/24 11:00	02/29/24 18:41	7440-38-2	
Barium	**0.045**	mg/L	0.0050	0.00047	1	02/27/24 11:00	02/29/24 18:41	7440-39-3	
Beryllium	ND	mg/L	0.00050	0.000094	1	02/27/24 11:00	02/29/24 18:41	7440-41-7	
Boron	**6.2**	mg/L	0.040	0.012	1	02/27/24 11:00	02/29/24 18:41	7440-42-8	
Cadmium	ND	mg/L	0.00050	0.00010	1	02/27/24 11:00	02/29/24 18:41	7440-43-9	
Chromium	ND	mg/L	0.0050	0.0019	1	02/27/24 11:00	02/29/24 18:41	7440-47-3	
Cobalt	**0.039**	mg/L	0.0050	0.00032	1	02/27/24 11:00	02/29/24 18:41	7440-48-4	
Lead	ND	mg/L	0.0010	0.00016	1	02/27/24 11:00	02/29/24 18:41	7439-92-1	
Lithium	**0.0031J**	mg/L	0.030	0.0016	1	02/27/24 11:00	02/29/24 18:41	7439-93-2	
Molybdenum	**0.0011J**	mg/L	0.010	0.00062	1	02/27/24 11:00	02/29/24 18:41	7439-98-7	
Selenium	ND	mg/L	0.0050	0.00096	1	02/27/24 11:00	02/29/24 18:41	7782-49-2	
Thallium	**0.00053J**	mg/L	0.0010	0.00038	1	02/27/24 11:00	02/29/24 18:41	7440-28-0	
7470 Mercury	Analytical Method: EPA 7470A Preparation Method: EPA 7470A								
	Pace Analytical Services - Peachtree Corners, GA								
Mercury	ND	mg/L	0.00020	0.00013	1	03/04/24 13:00	03/04/24 16:21	7439-97-6	
2540C Total Dissolved Solids	Analytical Method: SM 2540C-2015								
	Pace Analytical Services - Peachtree Corners, GA								
Total Dissolved Solids	**1370**	mg/L	25.0	25.0	1		02/28/24 11:56		
2320B Alkalinity	Analytical Method: SM 2320B-2011								
	Pace Analytical Services - Asheville								
Alkalinity,Bicarbonate (CaCO3)	**412**	mg/L	5.0	5.0	1		02/29/24 19:38		
Alkalinity,Carbonate (CaCO3)	ND	mg/L	5.0	5.0	1		02/29/24 19:38		
Alkalinity, Total as CaCO3	**412**	mg/L	5.0	5.0	1		02/29/24 19:38		
4500S2D Sulfide Water	Analytical Method: SM 4500-S2D-2011								
	Pace Analytical Services - Asheville								
Sulfide	ND	mg/L	0.10	0.022	1		02/24/24 03:53	18496-25-8	
300.0 IC Anions 28 Days	Analytical Method: EPA 300.0 Rev 2.1 1993								
	Pace Analytical Services - Asheville								
Chloride	**113**	mg/L	10.0	6.0	10		02/25/24 07:48	16887-00-6	

This report shall not be reproduced, except in full,
without the written consent of Pace Analytical Services, LLC.

Pace Analytical Services, LLC
9800 Kincey Ave. Suite 100
Huntersville, NC 28078
(704)875-9092

ANALYTICAL RESULTS

Project: Plant Hammond AP-2 (CA)
Pace Project No.: 92714999

Sample: HAM-PT-04 **Lab ID: 92714999004** Collected: 02/21/24 10:30 Received: 02/22/24 11:10 Matrix: Water

Parameters	Results	Units	Report Limit	MDL	DF	Prepared	Analyzed	CAS No.	Qual
300.0 IC Anions 28 Days	Analytical Method: EPA 300.0 Rev 2.1 1993 Pace Analytical Services - Asheville								
Fluoride	**0.13**	mg/L	0.10	0.050	1		02/24/24 18:57	16984-48-8	
Sulfate	**451**	mg/L	10.0	5.0	10		02/25/24 07:48	14808-79-8	

This report shall not be reproduced, except in full,
without the written consent of Pace Analytical Services, LLC.

Pace Analytical Services, LLC
9800 Kincey Ave. Suite 100
Huntersville, NC 28078
(704)875-9092

ANALYTICAL RESULTS

Project: Plant Hammond AP-2 (CA)
Pace Project No.: 92714999

Sample: HAM-PT-05 **Lab ID: 92714999005** Collected: 02/20/24 15:40 Received: 02/22/24 11:10 Matrix: Water

Parameters	Results	Units	Report Limit	MDL	DF	Prepared	Analyzed	CAS No.	Qual
6010D ATL ICP	Analytical Method: EPA 6010D Preparation Method: EPA 3010A Pace Analytical Services - Peachtree Corners, GA								
Sodium	**458**	mg/L	5.0	2.9	5	02/28/24 18:17	03/04/24 09:04	7440-23-5	
Iron	**0.21**	mg/L	0.040	0.025	1	02/28/24 18:17	03/02/24 09:30	7439-89-6	
Manganese	**3.5**	mg/L	0.040	0.011	1	02/28/24 18:17	03/02/24 09:30	7439-96-5	
Potassium	**4.3**	mg/L	0.50	0.15	1	02/28/24 18:17	03/02/24 09:30	7440-09-7	
Calcium	**186**	mg/L	1.0	0.12	1	02/28/24 18:17	03/02/24 09:30	7440-70-2	
Magnesium	**19.5**	mg/L	0.050	0.012	1	02/28/24 18:17	03/02/24 09:30	7439-95-4	
6020 MET ICPMS	Analytical Method: EPA 6020B Preparation Method: EPA 3005A Pace Analytical Services - Peachtree Corners, GA								
Antimony	ND	mg/L	0.0030	0.00054	1	02/27/24 11:00	02/29/24 18:45	7440-36-0	
Arsenic	**0.0025J**	mg/L	0.010	0.00084	1	02/27/24 11:00	02/29/24 18:45	7440-38-2	
Barium	**0.042**	mg/L	0.0050	0.00047	1	02/27/24 11:00	02/29/24 18:45	7440-39-3	
Beryllium	ND	mg/L	0.00050	0.000094	1	02/27/24 11:00	02/29/24 18:45	7440-41-7	
Boron	**5.1**	mg/L	0.040	0.012	1	02/27/24 11:00	02/29/24 18:45	7440-42-8	
Cadmium	**0.00021J**	mg/L	0.00050	0.00010	1	02/27/24 11:00	02/29/24 18:45	7440-43-9	
Chromium	ND	mg/L	0.0050	0.0019	1	02/27/24 11:00	02/29/24 18:45	7440-47-3	
Cobalt	**0.014**	mg/L	0.0050	0.00032	1	02/27/24 11:00	02/29/24 18:45	7440-48-4	
Lead	ND	mg/L	0.0010	0.00016	1	02/27/24 11:00	02/29/24 18:45	7439-92-1	
Lithium	**0.0031J**	mg/L	0.030	0.0016	1	02/27/24 11:00	02/29/24 18:45	7439-93-2	
Molybdenum	**0.00097J**	mg/L	0.010	0.00062	1	02/27/24 11:00	02/29/24 18:45	7439-98-7	
Selenium	ND	mg/L	0.0050	0.00096	1	02/27/24 11:00	02/29/24 18:45	7782-49-2	
Thallium	ND	mg/L	0.0010	0.00038	1	02/27/24 11:00	02/29/24 18:45	7440-28-0	
7470 Mercury	Analytical Method: EPA 7470A Preparation Method: EPA 7470A Pace Analytical Services - Peachtree Corners, GA								
Mercury	ND	mg/L	0.00020	0.00013	1	03/04/24 13:00	03/04/24 16:24	7439-97-6	
2540C Total Dissolved Solids	Analytical Method: SM 2540C-2015 Pace Analytical Services - Peachtree Corners, GA								
Total Dissolved Solids	**1740**	mg/L	25.0	25.0	1		02/26/24 17:51		
2320B Alkalinity	Analytical Method: SM 2320B-2011 Pace Analytical Services - Asheville								
Alkalinity,Bicarbonate (CaCO3)	**795**	mg/L	5.0	5.0	1		02/27/24 19:01		
Alkalinity,Carbonate (CaCO3)	ND	mg/L	5.0	5.0	1		02/27/24 19:01		
Alkalinity, Total as CaCO3	**795**	mg/L	5.0	5.0	1		02/27/24 19:01		
4500S2D Sulfide Water	Analytical Method: SM 4500-S2D-2011 Pace Analytical Services - Asheville								
Sulfide	ND	mg/L	0.10	0.022	1		02/24/24 03:45	18496-25-8	
300.0 IC Anions 28 Days	Analytical Method: EPA 300.0 Rev 2.1 1993 Pace Analytical Services - Asheville								
Chloride	**99.1**	mg/L	10.0	6.0	10		02/25/24 08:03	16887-00-6	

This report shall not be reproduced, except in full,
without the written consent of Pace Analytical Services, LLC.

Pace Analytical Services, LLC
9800 Kincey Ave. Suite 100
Huntersville, NC 28078
(704)875-9092

ANALYTICAL RESULTS

Project: Plant Hammond AP-2 (CA)
Pace Project No.: 92714999

Sample: HAM-PT-05 **Lab ID: 92714999005** Collected: 02/20/24 15:40 Received: 02/22/24 11:10 Matrix: Water

Parameters	Results	Units	Report Limit	MDL	DF	Prepared	Analyzed	CAS No.	Qual
300.0 IC Anions 28 Days	Analytical Method: EPA 300.0 Rev 2.1 1993 Pace Analytical Services - Asheville								
Fluoride	**0.060J**	mg/L	0.10	0.050	1		02/24/24 19:12	16984-48-8	
Sulfate	**460**	mg/L	10.0	5.0	10		02/25/24 08:03	14808-79-8	

REPORT OF LABORATORY ANALYSIS

This report shall not be reproduced, except in full,
without the written consent of Pace Analytical Services, LLC.

Pace Analytical Services, LLC
9800 Kincey Ave. Suite 100
Huntersville, NC 28078
(704)875-9092

ANALYTICAL RESULTS

Project: Plant Hammond AP-2 (CA)
Pace Project No.: 92714999

Sample: HAM-PT-06 **Lab ID: 92714999006** Collected: 02/20/24 17:42 Received: 02/22/24 11:10 Matrix: Water

Parameters	Results	Units	Report Limit	MDL	DF	Prepared	Analyzed	CAS No.	Qual
6010D ATL ICP	Analytical Method: EPA 6010D Preparation Method: EPA 3010A Pace Analytical Services - Peachtree Corners, GA								
Iron	**1.4**	mg/L	0.040	0.025	1	02/28/24 18:17	03/02/24 09:43	7439-89-6	
Manganese	**10.5**	mg/L	0.040	0.011	1	02/28/24 18:17	03/02/24 09:43	7439-96-5	
Potassium	**6.3**	mg/L	0.50	0.15	1	02/28/24 18:17	03/02/24 09:43	7440-09-7	
Sodium	**225**	mg/L	1.0	0.58	1	02/28/24 18:17	03/02/24 09:43	7440-23-5	
Calcium	**226**	mg/L	1.0	0.12	1	02/28/24 18:17	03/02/24 09:43	7440-70-2	
Magnesium	**18.7**	mg/L	0.050	0.012	1	02/28/24 18:17	03/02/24 09:43	7439-95-4	
6020 MET ICPMS	Analytical Method: EPA 6020B Preparation Method: EPA 3005A Pace Analytical Services - Peachtree Corners, GA								
Antimony	ND	mg/L	0.0030	0.00054	1	02/27/24 11:00	02/29/24 18:56	7440-36-0	
Arsenic	**0.0052J**	mg/L	0.010	0.00084	1	02/27/24 11:00	02/29/24 18:56	7440-38-2	
Barium	**0.036**	mg/L	0.0050	0.00047	1	02/27/24 11:00	02/29/24 18:56	7440-39-3	
Beryllium	ND	mg/L	0.00050	0.000094	1	02/27/24 11:00	02/29/24 18:56	7440-41-7	
Boron	**6.6**	mg/L	0.040	0.012	1	02/27/24 11:00	02/29/24 18:56	7440-42-8	
Cadmium	**0.00018J**	mg/L	0.00050	0.00010	1	02/27/24 11:00	02/29/24 18:56	7440-43-9	
Chromium	ND	mg/L	0.0050	0.0019	1	02/27/24 11:00	02/29/24 18:56	7440-47-3	
Cobalt	**0.028**	mg/L	0.0050	0.00032	1	02/27/24 11:00	02/29/24 18:56	7440-48-4	
Lead	ND	mg/L	0.0010	0.00016	1	02/27/24 11:00	02/29/24 18:56	7439-92-1	
Lithium	**0.0040J**	mg/L	0.030	0.0016	1	02/27/24 11:00	02/29/24 18:56	7439-93-2	
Molybdenum	ND	mg/L	0.010	0.00062	1	02/27/24 11:00	02/29/24 18:56	7439-98-7	
Selenium	ND	mg/L	0.0050	0.00096	1	02/27/24 11:00	02/29/24 18:56	7782-49-2	
Thallium	**0.00046J**	mg/L	0.0010	0.00038	1	02/27/24 11:00	02/29/24 18:56	7440-28-0	
7470 Mercury	Analytical Method: EPA 7470A Preparation Method: EPA 7470A Pace Analytical Services - Peachtree Corners, GA								
Mercury	ND	mg/L	0.00020	0.00013	1	03/04/24 13:00	03/04/24 16:26	7439-97-6	
2540C Total Dissolved Solids	Analytical Method: SM 2540C-2015 Pace Analytical Services - Peachtree Corners, GA								
Total Dissolved Solids	**1530**	mg/L	25.0	25.0	1		02/26/24 17:51		
2320B Alkalinity	Analytical Method: SM 2320B-2011 Pace Analytical Services - Asheville								
Alkalinity,Bicarbonate (CaCO3)	**451**	mg/L	5.0	5.0	1		02/28/24 10:15		
Alkalinity,Carbonate (CaCO3)	ND	mg/L	5.0	5.0	1		02/28/24 10:15		
Alkalinity, Total as CaCO3	**451**	mg/L	5.0	5.0	1		02/28/24 10:15		
4500S2D Sulfide Water	Analytical Method: SM 4500-S2D-2011 Pace Analytical Services - Asheville								
Sulfide	ND	mg/L	0.10	0.022	1		02/24/24 03:45	18496-25-8	
300.0 IC Anions 28 Days	Analytical Method: EPA 300.0 Rev 2.1 1993 Pace Analytical Services - Asheville								
Chloride	**125**	mg/L	11.0	6.6	11		02/25/24 08:18	16887-00-6	

This report shall not be reproduced, except in full,
without the written consent of Pace Analytical Services, LLC.

Pace Analytical Services, LLC
9800 Kincey Ave. Suite 100
Huntersville, NC 28078
(704)875-9092

ANALYTICAL RESULTS

Project: Plant Hammond AP-2 (CA)
Pace Project No.: 92714999

Sample: HAM-PT-06 **Lab ID: 92714999006** Collected: 02/20/24 17:42 Received: 02/22/24 11:10 Matrix: Water

Parameters	Results	Units	Report Limit	MDL	DF	Prepared	Analyzed	CAS No.	Qual
300.0 IC Anions 28 Days	Analytical Method: EPA 300.0 Rev 2.1 1993 Pace Analytical Services - Asheville								
Fluoride	ND	mg/L	0.10	0.050	1		02/24/24 19:57	16984-48-8	
Sulfate	**498**	mg/L	11.0	5.5	11		02/25/24 08:18	14808-79-8	

REPORT OF LABORATORY ANALYSIS

This report shall not be reproduced, except in full,
without the written consent of Pace Analytical Services, LLC.

Pace Analytical Services, LLC
9800 Kincey Ave. Suite 100
Huntersville, NC 28078
(704)875-9092

ANALYTICAL RESULTS

Project: Plant Hammond AP-2 (CA)
Pace Project No.: 92714999

Sample: HAM-AP2-EB-01 **Lab ID: 92714999007** Collected: 02/21/24 10:40 Received: 02/22/24 11:10 Matrix: Water

Parameters	Results	Units	Report Limit	MDL	DF	Prepared	Analyzed	CAS No.	Qual
6010D ATL ICP	Analytical Method: EPA 6010D Preparation Method: EPA 3010A								
	Pace Analytical Services - Peachtree Corners, GA								
Iron	ND	mg/L	0.040	0.025	1	02/28/24 18:17	03/02/24 09:45	7439-89-6	
Manganese	ND	mg/L	0.040	0.011	1	02/28/24 18:17	03/02/24 09:45	7439-96-5	
Potassium	ND	mg/L	0.50	0.15	1	02/28/24 18:17	03/02/24 09:45	7440-09-7	
Sodium	ND	mg/L	1.0	0.58	1	02/28/24 18:17	03/02/24 09:45	7440-23-5	
Calcium	ND	mg/L	1.0	0.12	1	02/28/24 18:17	03/02/24 09:45	7440-70-2	
Magnesium	ND	mg/L	0.050	0.012	1	02/28/24 18:17	03/02/24 09:45	7439-95-4	
6020 MET ICPMS	Analytical Method: EPA 6020B Preparation Method: EPA 3005A								
	Pace Analytical Services - Peachtree Corners, GA								
Antimony	ND	mg/L	0.0030	0.00054	1	02/27/24 11:00	02/29/24 19:00	7440-36-0	
Arsenic	ND	mg/L	0.010	0.00084	1	02/27/24 11:00	02/29/24 19:00	7440-38-2	
Barium	ND	mg/L	0.0050	0.00047	1	02/27/24 11:00	02/29/24 19:00	7440-39-3	
Beryllium	ND	mg/L	0.00050	0.000094	1	02/27/24 11:00	02/29/24 19:00	7440-41-7	
Boron	**0.034J**	mg/L	0.040	0.012	1	02/27/24 11:00	02/29/24 19:00	7440-42-8	
Cadmium	ND	mg/L	0.00050	0.00010	1	02/27/24 11:00	02/29/24 19:00	7440-43-9	
Chromium	ND	mg/L	0.0050	0.0019	1	02/27/24 11:00	02/29/24 19:00	7440-47-3	
Cobalt	ND	mg/L	0.0050	0.00032	1	02/27/24 11:00	02/29/24 19:00	7440-48-4	
Lead	ND	mg/L	0.0010	0.00016	1	02/27/24 11:00	02/29/24 19:00	7439-92-1	
Lithium	ND	mg/L	0.030	0.0016	1	02/27/24 11:00	02/29/24 19:00	7439-93-2	
Molybdenum	ND	mg/L	0.010	0.00062	1	02/27/24 11:00	02/29/24 19:00	7439-98-7	
Selenium	ND	mg/L	0.0050	0.00096	1	02/27/24 11:00	02/29/24 19:00	7782-49-2	
Thallium	ND	mg/L	0.0010	0.00038	1	02/27/24 11:00	02/29/24 19:00	7440-28-0	
7470 Mercury	Analytical Method: EPA 7470A Preparation Method: EPA 7470A								
	Pace Analytical Services - Peachtree Corners, GA								
Mercury	ND	mg/L	0.00020	0.00013	1	03/04/24 13:00	03/04/24 16:29	7439-97-6	
2540C Total Dissolved Solids	Analytical Method: SM 2540C-2015								
	Pace Analytical Services - Peachtree Corners, GA								
Total Dissolved Solids	**41.0**	mg/L	25.0	25.0	1		02/28/24 11:57		
2320B Alkalinity	Analytical Method: SM 2320B-2011								
	Pace Analytical Services - Asheville								
Alkalinity,Bicarbonate (CaCO3)	ND	mg/L	5.0	5.0	1		02/29/24 13:53		
Alkalinity,Carbonate (CaCO3)	ND	mg/L	5.0	5.0	1		02/29/24 13:53		
Alkalinity, Total as CaCO3	ND	mg/L	5.0	5.0	1		02/29/24 13:53		
4500S2D Sulfide Water	Analytical Method: SM 4500-S2D-2011								
	Pace Analytical Services - Asheville								
Sulfide	ND	mg/L	0.10	0.022	1		02/24/24 03:54	18496-25-8	
300.0 IC Anions 28 Days	Analytical Method: EPA 300.0 Rev 2.1 1993								
	Pace Analytical Services - Asheville								
Chloride	ND	mg/L	1.0	0.60	1		02/24/24 14:28	16887-00-6	

This report shall not be reproduced, except in full,
without the written consent of Pace Analytical Services, LLC.

Pace Analytical Services, LLC
9800 Kincey Ave. Suite 100
Huntersville, NC 28078
(704)875-9092

ANALYTICAL RESULTS

Project: Plant Hammond AP-2 (CA)
Pace Project No.: 92714999

Sample: HAM-AP2-EB-01 **Lab ID: 92714999007** Collected: 02/21/24 10:40 Received: 02/22/24 11:10 Matrix: Water

Parameters	Results	Units	Report Limit	MDL	DF	Prepared	Analyzed	CAS No.	Qual
300.0 IC Anions 28 Days	Analytical Method: EPA 300.0 Rev 2.1 1993 Pace Analytical Services - Asheville								
Fluoride	ND	mg/L	0.10	0.050	1		02/24/24 14:28	16984-48-8	
Sulfate	ND	mg/L	1.0	0.50	1		02/24/24 14:28	14808-79-8	

This report shall not be reproduced, except in full,
without the written consent of Pace Analytical Services, LLC.

Pace Analytical Services, LLC
9800 Kincey Ave. Suite 100
Huntersville, NC 28078
(704)875-9092

ANALYTICAL RESULTS

Project: Plant Hammond AP-2 (CA)
Pace Project No.: 92714999

Sample: HAM-AP2-FB-01 **Lab ID: 92714999008** Collected: 02/21/24 10:45 Received: 02/22/24 11:10 Matrix: Water

Parameters	Results	Units	Report Limit	MDL	DF	Prepared	Analyzed	CAS No.	Qual
6010D ATL ICP	Analytical Method: EPA 6010D Preparation Method: EPA 3010A								
	Pace Analytical Services - Peachtree Corners, GA								
Iron	ND	mg/L	0.040	0.025	1	02/28/24 18:17	03/02/24 09:48	7439-89-6	
Manganese	ND	mg/L	0.040	0.011	1	02/28/24 18:17	03/02/24 09:48	7439-96-5	
Potassium	ND	mg/L	0.50	0.15	1	02/28/24 18:17	03/02/24 09:48	7440-09-7	
Sodium	ND	mg/L	1.0	0.58	1	02/28/24 18:17	03/02/24 09:48	7440-23-5	
Calcium	ND	mg/L	1.0	0.12	1	02/28/24 18:17	03/02/24 09:48	7440-70-2	
Magnesium	ND	mg/L	0.050	0.012	1	02/28/24 18:17	03/02/24 09:48	7439-95-4	
6020 MET ICPMS	Analytical Method: EPA 6020B Preparation Method: EPA 3005A								
	Pace Analytical Services - Peachtree Corners, GA								
Antimony	ND	mg/L	0.0030	0.00054	1	02/27/24 11:00	02/29/24 19:04	7440-36-0	
Arsenic	ND	mg/L	0.010	0.00084	1	02/27/24 11:00	02/29/24 19:04	7440-38-2	
Barium	ND	mg/L	0.0050	0.00047	1	02/27/24 11:00	02/29/24 19:04	7440-39-3	
Beryllium	ND	mg/L	0.00050	0.000094	1	02/27/24 11:00	02/29/24 19:04	7440-41-7	
Boron	**0.013J**	mg/L	0.040	0.012	1	02/27/24 11:00	02/29/24 19:04	7440-42-8	
Cadmium	ND	mg/L	0.00050	0.00010	1	02/27/24 11:00	02/29/24 19:04	7440-43-9	
Chromium	ND	mg/L	0.0050	0.0019	1	02/27/24 11:00	02/29/24 19:04	7440-47-3	
Cobalt	ND	mg/L	0.0050	0.00032	1	02/27/24 11:00	02/29/24 19:04	7440-48-4	
Lead	ND	mg/L	0.0010	0.00016	1	02/27/24 11:00	02/29/24 19:04	7439-92-1	
Lithium	ND	mg/L	0.030	0.0016	1	02/27/24 11:00	02/29/24 19:04	7439-93-2	
Molybdenum	ND	mg/L	0.010	0.00062	1	02/27/24 11:00	02/29/24 19:04	7439-98-7	
Selenium	ND	mg/L	0.0050	0.00096	1	02/27/24 11:00	02/29/24 19:04	7782-49-2	
Thallium	ND	mg/L	0.0010	0.00038	1	02/27/24 11:00	02/29/24 19:04	7440-28-0	
7470 Mercury	Analytical Method: EPA 7470A Preparation Method: EPA 7470A								
	Pace Analytical Services - Peachtree Corners, GA								
Mercury	ND	mg/L	0.00020	0.00013	1	03/04/24 13:00	03/04/24 16:32	7439-97-6	
2540C Total Dissolved Solids	Analytical Method: SM 2540C-2015								
	Pace Analytical Services - Peachtree Corners, GA								
Total Dissolved Solids	ND	mg/L	25.0	25.0	1		02/28/24 11:57		
2320B Alkalinity	Analytical Method: SM 2320B-2011								
	Pace Analytical Services - Asheville								
Alkalinity,Bicarbonate (CaCO3)	ND	mg/L	5.0	5.0	1		02/29/24 14:08		
Alkalinity,Carbonate (CaCO3)	ND	mg/L	5.0	5.0	1		02/29/24 14:08		
Alkalinity, Total as CaCO3	ND	mg/L	5.0	5.0	1		02/29/24 14:08		
4500S2D Sulfide Water	Analytical Method: SM 4500-S2D-2011								
	Pace Analytical Services - Asheville								
Sulfide	ND	mg/L	0.10	0.022	1		02/24/24 03:56	18496-25-8	
300.0 IC Anions 28 Days	Analytical Method: EPA 300.0 Rev 2.1 1993								
	Pace Analytical Services - Asheville								
Chloride	ND	mg/L	1.0	0.60	1		02/24/24 14:43	16887-00-6	

This report shall not be reproduced, except in full,
without the written consent of Pace Analytical Services, LLC.

Pace Analytical Services, LLC
9800 Kincey Ave. Suite 100
Huntersville, NC 28078
(704)875-9092

ANALYTICAL RESULTS

Project: Plant Hammond AP-2 (CA)
Pace Project No.: 92714999

Sample: HAM-AP2-FB-01 **Lab ID: 92714999008** Collected: 02/21/24 10:45 Received: 02/22/24 11:10 Matrix: Water

Parameters	Results	Units	Report Limit	MDL	DF	Prepared	Analyzed	CAS No.	Qual
300.0 IC Anions 28 Days	Analytical Method: EPA 300.0 Rev 2.1 1993 Pace Analytical Services - Asheville								
Fluoride	ND	mg/L	0.10	0.050	1		02/24/24 14:43	16984-48-8	
Sulfate	ND	mg/L	1.0	0.50	1		02/24/24 14:43	14808-79-8	

This report shall not be reproduced, except in full,
without the written consent of Pace Analytical Services, LLC.

Pace Analytical Services, LLC
9800 Kincey Ave. Suite 100
Huntersville, NC 28078
(704)875-9092

ANALYTICAL RESULTS

Project: Plant Hammond AP-2 (CA)
Pace Project No.: 92714999

Sample: HAM-AP2-FD-01 **Lab ID: 92714999009** Collected: 02/20/24 00:00 Received: 02/22/24 11:10 Matrix: Water

Parameters	Results	Units	Report Limit	MDL	DF	Prepared	Analyzed	CAS No.	Qual
6010D ATL ICP	Analytical Method: EPA 6010D Preparation Method: EPA 3010A Pace Analytical Services - Peachtree Corners, GA								
Iron	**12.4**	mg/L	0.040	0.025	1	02/28/24 18:17	03/02/24 09:51	7439-89-6	
Manganese	**10.5**	mg/L	0.040	0.011	1	02/28/24 18:17	03/02/24 09:51	7439-96-5	
Potassium	**7.6**	mg/L	0.50	0.15	1	02/28/24 18:17	03/02/24 09:51	7440-09-7	
Sodium	**265**	mg/L	1.0	0.58	1	02/28/24 18:17	03/02/24 09:51	7440-23-5	
Calcium	**186**	mg/L	1.0	0.12	1	02/28/24 18:17	03/02/24 09:51	7440-70-2	
Magnesium	**21.8**	mg/L	0.050	0.012	1	02/28/24 18:17	03/02/24 09:51	7439-95-4	
6020 MET ICPMS	Analytical Method: EPA 6020B Preparation Method: EPA 3005A Pace Analytical Services - Peachtree Corners, GA								
Antimony	ND	mg/L	0.0030	0.00054	1	02/27/24 11:00	02/29/24 19:07	7440-36-0	
Arsenic	**0.0042J**	mg/L	0.010	0.00084	1	02/27/24 11:00	02/29/24 19:07	7440-38-2	
Barium	**0.047**	mg/L	0.0050	0.00047	1	02/27/24 11:00	02/29/24 19:07	7440-39-3	
Beryllium	ND	mg/L	0.00050	0.000094	1	02/27/24 11:00	02/29/24 19:07	7440-41-7	
Boron	**4.5**	mg/L	0.040	0.012	1	02/27/24 11:00	02/29/24 19:07	7440-42-8	
Cadmium	ND	mg/L	0.00050	0.00010	1	02/27/24 11:00	02/29/24 19:07	7440-43-9	
Chromium	ND	mg/L	0.0050	0.0019	1	02/27/24 11:00	02/29/24 19:07	7440-47-3	
Cobalt	**0.031**	mg/L	0.0050	0.00032	1	02/27/24 11:00	02/29/24 19:07	7440-48-4	
Lead	ND	mg/L	0.0010	0.00016	1	02/27/24 11:00	02/29/24 19:07	7439-92-1	
Lithium	ND	mg/L	0.030	0.0016	1	02/27/24 11:00	02/29/24 19:07	7439-93-2	
Molybdenum	ND	mg/L	0.010	0.00062	1	02/27/24 11:00	02/29/24 19:07	7439-98-7	
Selenium	**0.0012J**	mg/L	0.0050	0.00096	1	02/27/24 11:00	02/29/24 19:07	7782-49-2	
Thallium	ND	mg/L	0.0010	0.00038	1	02/27/24 11:00	02/29/24 19:07	7440-28-0	
7470 Mercury	Analytical Method: EPA 7470A Preparation Method: EPA 7470A Pace Analytical Services - Peachtree Corners, GA								
Mercury	ND	mg/L	0.00020	0.00013	1	03/04/24 13:00	03/04/24 16:34	7439-97-6	
2540C Total Dissolved Solids	Analytical Method: SM 2540C-2015 Pace Analytical Services - Peachtree Corners, GA								
Total Dissolved Solids	**1410**	mg/L	25.0	25.0	1		02/26/24 17:51		
2320B Alkalinity	Analytical Method: SM 2320B-2011 Pace Analytical Services - Asheville								
Alkalinity,Bicarbonate (CaCO3)	**334**	mg/L	5.0	5.0	1		02/28/24 10:23		
Alkalinity,Carbonate (CaCO3)	ND	mg/L	5.0	5.0	1		02/28/24 10:23		
Alkalinity, Total as CaCO3	**334**	mg/L	5.0	5.0	1		02/28/24 10:23		
4500S2D Sulfide Water	Analytical Method: SM 4500-S2D-2011 Pace Analytical Services - Asheville								
Sulfide	ND	mg/L	0.10	0.022	1		02/24/24 03:46	18496-25-8	
300.0 IC Anions 28 Days	Analytical Method: EPA 300.0 Rev 2.1 1993 Pace Analytical Services - Asheville								
Chloride	**91.7**	mg/L	12.0	7.2	12		02/25/24 08:32	16887-00-6	

This report shall not be reproduced, except in full,
without the written consent of Pace Analytical Services, LLC.

Pace Analytical Services, LLC
9800 Kincey Ave. Suite 100
Huntersville, NC 28078
(704)875-9092

ANALYTICAL RESULTS

Project: Plant Hammond AP-2 (CA)
Pace Project No.: 92714999

Sample: HAM-AP2-FD-01 **Lab ID: 92714999009** Collected: 02/20/24 00:00 Received: 02/22/24 11:10 Matrix: Water

Parameters	Results	Units	Report Limit	MDL	DF	Prepared	Analyzed	CAS No.	Qual
300.0 IC Anions 28 Days	Analytical Method: EPA 300.0 Rev 2.1 1993 Pace Analytical Services - Asheville								
Fluoride	**0.13**	mg/L	0.10	0.050	1		02/24/24 20:12	16984-48-8	
Sulfate	**541**	mg/L	12.0	6.0	12		02/25/24 08:32	14808-79-8	

This report shall not be reproduced, except in full,
without the written consent of Pace Analytical Services, LLC.

Pace Analytical Services, LLC
9800 Kincey Ave. Suite 100
Huntersville, NC 28078
(704)875-9092

QUALITY CONTROL DATA

Project: Plant Hammond AP-2 (CA)
Pace Project No.: 92714999

QC Batch: 835638
QC Batch Method: EPA 3010A
Analysis Method: EPA 6010D
Analysis Description: 6010D ATL
Laboratory: Pace Analytical Services - Peachtree Corners, GA
Associated Lab Samples: 92714999001, 92714999002, 92714999003, 92714999004, 92714999005, 92714999006, 92714999007, 92714999008, 92714999009

METHOD BLANK: 4317188
Matrix: Water
Associated Lab Samples: 92714999001, 92714999002, 92714999003, 92714999004, 92714999005, 92714999006, 92714999007, 92714999008, 92714999009

Parameter	Units	Blank Result	Reporting Limit	MDL	Analyzed	Qualifiers
Calcium	mg/L	ND	1.0	0.12	03/02/24 08:40	
Iron	mg/L	ND	0.040	0.025	03/02/24 08:40	
Magnesium	mg/L	ND	0.050	0.012	03/02/24 08:40	
Manganese	mg/L	ND	0.040	0.011	03/02/24 08:40	
Potassium	mg/L	ND	0.50	0.15	03/02/24 08:40	
Sodium	mg/L	ND	1.0	0.58	03/02/24 08:40	

LABORATORY CONTROL SAMPLE: 4317189

Parameter	Units	Spike Conc.	LCS Result	LCS % Rec	% Rec Limits	Qualifiers
Calcium	mg/L	1	0.99J	99	80-120	
Iron	mg/L	1	0.98	98	80-120	
Magnesium	mg/L	1	1.0	100	80-120	
Manganese	mg/L	1	0.95	95	80-120	
Potassium	mg/L	1	0.91	91	80-120	
Sodium	mg/L	1	0.97J	97	80-120	

MATRIX SPIKE & MATRIX SPIKE DUPLICATE: 4317190 4317191

Parameter	Units	92714723021 Result	MS Spike Conc.	MSD Spike Conc.	MS Result	MSD Result	MS % Rec	MSD % Rec	% Rec Limits	RPD	Max RPD	Qual
Calcium	mg/L	2.2	1	1	3.2	3.2	100	101	75-125	0	20	
Iron	mg/L	0.69	1	1	1.7	1.7	101	102	75-125	1	20	
Magnesium	mg/L	1.0	1	1	2.0	2.1	100	104	75-125	2	20	
Manganese	mg/L	0.067	1	1	1.0	1.1	94	99	75-125	5	20	
Potassium	mg/L	2.2	1	1	3.1	3.2	97	106	75-125	3	20	
Sodium	mg/L	5.5	1	1	6.4	6.5	92	106	75-125	2	20	

Results presented on this page are in the units indicated by the "Units" column except where an alternate unit is presented to the right of the result.

This report shall not be reproduced, except in full,
without the written consent of Pace Analytical Services, LLC.

Pace Analytical Services, LLC
9800 Kincey Ave. Suite 100
Huntersville, NC 28078
(704)875-9092

QUALITY CONTROL DATA

Project: Plant Hammond AP-2 (CA)
Pace Project No.: 92714999

QC Batch: 835189
QC Batch Method: EPA 3005A
Analysis Method: EPA 6020B
Analysis Description: 6020 MET
Laboratory: Pace Analytical Services - Peachtree Corners, GA
Associated Lab Samples: 92714999001, 92714999002, 92714999003, 92714999004, 92714999005, 92714999006, 92714999007, 92714999008, 92714999009

METHOD BLANK: 4314690
Matrix: Water
Associated Lab Samples: 92714999001, 92714999002, 92714999003, 92714999004, 92714999005, 92714999006, 92714999007, 92714999008, 92714999009

Parameter	Units	Blank Result	Reporting Limit	MDL	Analyzed	Qualifiers
Antimony	mg/L	ND	0.0030	0.00054	02/29/24 18:11	
Arsenic	mg/L	ND	0.010	0.00084	02/29/24 18:11	
Barium	mg/L	ND	0.0050	0.00047	02/29/24 18:11	
Beryllium	mg/L	ND	0.00050	0.000094	02/29/24 18:11	
Boron	mg/L	ND	0.040	0.012	02/29/24 18:11	
Cadmium	mg/L	ND	0.00050	0.00010	02/29/24 18:11	
Chromium	mg/L	ND	0.0050	0.0019	02/29/24 18:11	
Cobalt	mg/L	ND	0.0050	0.00032	02/29/24 18:11	
Lead	mg/L	ND	0.0010	0.00016	02/29/24 18:11	
Lithium	mg/L	ND	0.030	0.0016	02/29/24 18:11	
Molybdenum	mg/L	ND	0.010	0.00062	02/29/24 18:11	
Selenium	mg/L	ND	0.0050	0.00096	02/29/24 18:11	
Thallium	mg/L	ND	0.0010	0.00038	02/29/24 18:11	

LABORATORY CONTROL SAMPLE: 4314691

Parameter	Units	Spike Conc.	LCS Result	LCS % Rec	% Rec Limits	Qualifiers
Antimony	mg/L	0.1	0.11	107	80-120	
Arsenic	mg/L	0.1	0.10	102	80-120	
Barium	mg/L	0.1	0.10	102	80-120	
Beryllium	mg/L	0.1	0.10	103	80-120	
Boron	mg/L	1	0.96	96	80-120	
Cadmium	mg/L	0.1	0.10	103	80-120	
Chromium	mg/L	0.1	0.10	102	80-120	
Cobalt	mg/L	0.1	0.10	100	80-120	
Lead	mg/L	0.1	0.10	104	80-120	
Lithium	mg/L	0.1	0.10	100	80-120	
Molybdenum	mg/L	0.1	0.10	100	80-120	
Selenium	mg/L	0.1	0.10	100	80-120	
Thallium	mg/L	0.1	0.10	103	80-120	

MATRIX SPIKE & MATRIX SPIKE DUPLICATE: 4314692 4314693

Parameter	Units	92714999001 Result	MS Spike Conc.	MSD Spike Conc.	MS Result	MSD Result	MS % Rec	MSD % Rec	% Rec Limits	RPD	Max RPD	Qual
Antimony	mg/L	ND	0.1	0.1	0.11	0.11	107	107	75-125	0	20	

Results presented on this page are in the units indicated by the "Units" column except where an alternate unit is presented to the right of the result.

REPORT OF LABORATORY ANALYSIS

This report shall not be reproduced, except in full,
without the written consent of Pace Analytical Services, LLC.

Pace Analytical Services, LLC
9800 Kincey Ave. Suite 100
Huntersville, NC 28078
(704)875-9092

QUALITY CONTROL DATA

Project: Plant Hammond AP-2 (CA)
Pace Project No.: 92714999

MATRIX SPIKE & MATRIX SPIKE DUPLICATE: 4314692 4314693

Parameter	Units	92714999001 Result	MS Spike Conc.	MSD Spike Conc.	MS Result	MSD Result	MS % Rec	MSD % Rec	% Rec Limits	RPD	Max RPD	Qual
Arsenic	mg/L	0.0033J	0.1	0.1	0.11	0.11	108	109	75-125	1	20	
Barium	mg/L	0.036	0.1	0.1	0.14	0.14	106	105	75-125	1	20	
Beryllium	mg/L	ND	0.1	0.1	0.093	0.094	93	94	75-125	1	20	
Boron	mg/L	2.3	1	1	3.3	3.3	91	98	75-125	2	20	
Cadmium	mg/L	ND	0.1	0.1	0.10	0.10	102	102	75-125	1	20	
Chromium	mg/L	ND	0.1	0.1	0.10	0.10	102	102	75-125	1	20	
Cobalt	mg/L	0.014	0.1	0.1	0.11	0.11	101	101	75-125	0	20	
Lead	mg/L	0.00020J	0.1	0.1	0.097	0.097	96	97	75-125	0	20	
Lithium	mg/L	ND	0.1	0.1	0.092	0.095	92	94	75-125	3	20	
Molybdenum	mg/L	ND	0.1	0.1	0.10	0.10	103	104	75-125	1	20	
Selenium	mg/L	ND	0.1	0.1	0.11	0.11	107	106	75-125	1	20	
Thallium	mg/L	ND	0.1	0.1	0.098	0.098	98	98	75-125	0	20	

Results presented on this page are in the units indicated by the "Units" column except where an alternate unit is presented to the right of the result.

This report shall not be reproduced, except in full,
without the written consent of Pace Analytical Services, LLC.

Pace Analytical Services, LLC
9800 Kincey Ave. Suite 100
Huntersville, NC 28078
(704)875-9092

QUALITY CONTROL DATA

Project: Plant Hammond AP-2 (CA)
Pace Project No.: 92714999

QC Batch: 836469
QC Batch Method: EPA 7470A
Analysis Method: EPA 7470A
Analysis Description: 7470 Mercury
Laboratory: Pace Analytical Services - Peachtree Corners, GA
Associated Lab Samples: 92714999001, 92714999002, 92714999003, 92714999004, 92714999005, 92714999006, 92714999007, 92714999008, 92714999009

METHOD BLANK: 4320726
Matrix: Water
Associated Lab Samples: 92714999001, 92714999002, 92714999003, 92714999004, 92714999005, 92714999006, 92714999007, 92714999008, 92714999009

Parameter	Units	Blank Result	Reporting Limit	MDL	Analyzed	Qualifiers
Mercury	mg/L	ND	0.00020	0.00013	03/04/24 15:55	

LABORATORY CONTROL SAMPLE: 4320727

Parameter	Units	Spike Conc.	LCS Result	LCS % Rec	% Rec Limits	Qualifiers
Mercury	mg/L	0.0025	0.0024	97	80-120	

MATRIX SPIKE & MATRIX SPIKE DUPLICATE: 4320728 4320729

Parameter	Units	92714999001 Result	MS Spike Conc.	MSD Spike Conc.	MS Result	MSD Result	MS % Rec	MSD % Rec	% Rec Limits	RPD	Max RPD	Qual
Mercury	mg/L	ND	0.0025	0.0025	0.0025	0.0024	98	97	75-125	1	20	

Results presented on this page are in the units indicated by the "Units" column except where an alternate unit is presented to the right of the result.

This report shall not be reproduced, except in full,
without the written consent of Pace Analytical Services, LLC.

Pace Analytical Services, LLC
9800 Kincey Ave. Suite 100
Huntersville, NC 28078
(704)875-9092

QUALITY CONTROL DATA

Project: Plant Hammond AP-2 (CA)
Pace Project No.: 92714999

QC Batch: 834938
QC Batch Method: SM 2540C-2015
Analysis Method: SM 2540C-2015
Analysis Description: 2540C Total Dissolved Solids
Laboratory: Pace Analytical Services - Peachtree Corners, GA
Associated Lab Samples: 92714999001

METHOD BLANK: 4313586
Matrix: Water
Associated Lab Samples: 92714999001

Parameter	Units	Blank Result	Reporting Limit	MDL	Analyzed	Qualifiers
Total Dissolved Solids	mg/L	ND	25.0	25.0	02/26/24 14:42	

LABORATORY CONTROL SAMPLE: 4313587

Parameter	Units	Spike Conc.	LCS Result	LCS % Rec	% Rec Limits	Qualifiers
Total Dissolved Solids	mg/L	400	379	95	80-120	

SAMPLE DUPLICATE: 4313588

Parameter	Units	92714128003 Result	Dup Result	RPD	Max RPD	Qualifiers
Total Dissolved Solids	mg/L	73.0	80.0	9	10	

SAMPLE DUPLICATE: 4313589

Parameter	Units	92715006001 Result	Dup Result	RPD	Max RPD	Qualifiers
Total Dissolved Solids	mg/L	107	103	4	10	

Results presented on this page are in the units indicated by the "Units" column except where an alternate unit is presented to the right of the result.

REPORT OF LABORATORY ANALYSIS

This report shall not be reproduced, except in full,
without the written consent of Pace Analytical Services, LLC.

Pace Analytical Services, LLC
9800 Kincey Ave. Suite 100
Huntersville, NC 28078
(704)875-9092

QUALITY CONTROL DATA

Project: Plant Hammond AP-2 (CA)
Pace Project No.: 92714999

QC Batch: 835037
QC Batch Method: SM 2540C-2015
Analysis Method: SM 2540C-2015
Analysis Description: 2540C Total Dissolved Solids
Laboratory: Pace Analytical Services - Peachtree Corners, GA
Associated Lab Samples: 92714999002, 92714999003, 92714999005, 92714999006, 92714999009

METHOD BLANK: 4314052
Matrix: Water
Associated Lab Samples: 92714999002, 92714999003, 92714999005, 92714999006, 92714999009

Parameter	Units	Blank Result	Reporting Limit	MDL	Analyzed	Qualifiers
Total Dissolved Solids	mg/L	ND	25.0	25.0	02/26/24 17:48	

LABORATORY CONTROL SAMPLE: 4314053

Parameter	Units	Spike Conc.	LCS Result	LCS % Rec	% Rec Limits	Qualifiers
Total Dissolved Solids	mg/L	400	398	100	80-120	

SAMPLE DUPLICATE: 4314054

Parameter	Units	92714723022 Result	Dup Result	RPD	Max RPD	Qualifiers
Total Dissolved Solids	mg/L	130	204	44	10	D6

SAMPLE DUPLICATE: 4314055

Parameter	Units	92715006008 Result	Dup Result	RPD	Max RPD	Qualifiers
Total Dissolved Solids	mg/L	301	315	5	10	

Results presented on this page are in the units indicated by the "Units" column except where an alternate unit is presented to the right of the result.

This report shall not be reproduced, except in full,
without the written consent of Pace Analytical Services, LLC.

Pace Analytical Services, LLC
9800 Kincey Ave. Suite 100
Huntersville, NC 28078
(704)875-9092

QUALITY CONTROL DATA

Project: Plant Hammond AP-2 (CA)
Pace Project No.: 92714999

QC Batch: 835492
QC Batch Method: SM 2540C-2015
Analysis Method: SM 2540C-2015
Analysis Description: 2540C Total Dissolved Solids
Laboratory: Pace Analytical Services - Peachtree Corners, GA
Associated Lab Samples: 92714999004, 92714999007, 92714999008

METHOD BLANK: 4316131 Matrix: Water
Associated Lab Samples: 92714999004, 92714999007, 92714999008

Parameter	Units	Blank Result	Reporting Limit	MDL	Analyzed	Qualifiers
Total Dissolved Solids	mg/L	ND	25.0	25.0	02/28/24 11:55	

LABORATORY CONTROL SAMPLE: 4316132

Parameter	Units	Spike Conc.	LCS Result	LCS % Rec	% Rec Limits	Qualifiers
Total Dissolved Solids	mg/L	400	395	99	80-120	

SAMPLE DUPLICATE: 4316133

Parameter	Units	92714999004 Result	Dup Result	RPD	Max RPD	Qualifiers
Total Dissolved Solids	mg/L	1370	1380	0	10	

SAMPLE DUPLICATE: 4316134

Parameter	Units	92715026002 Result	Dup Result	RPD	Max RPD	Qualifiers
Total Dissolved Solids	mg/L	309	323	4	10	

Results presented on this page are in the units indicated by the "Units" column except where an alternate unit is presented to the right of the result.

This report shall not be reproduced, except in full,
without the written consent of Pace Analytical Services, LLC.

Pace Analytical Services, LLC
9800 Kincey Ave. Suite 100
Huntersville, NC 28078
(704)875-9092

QUALITY CONTROL DATA

Project: Plant Hammond AP-2 (CA)
Pace Project No.: 92714999

QC Batch: 835154
QC Batch Method: SM 2320B-2011
Analysis Method: SM 2320B-2011
Analysis Description: 2320B Alkalinity
Laboratory: Pace Analytical Services - Asheville
Associated Lab Samples: 92714999002, 92714999003, 92714999005, 92714999006, 92714999009

METHOD BLANK: 4314543 Matrix: Water
Associated Lab Samples: 92714999002, 92714999003, 92714999005, 92714999006, 92714999009

Parameter	Units	Blank Result	Reporting Limit	MDL	Analyzed	Qualifiers
Alkalinity, Total as CaCO3	mg/L	ND	5.0	5.0	02/27/24 14:12	
Alkalinity,Bicarbonate (CaCO3)	mg/L	ND	5.0	5.0	02/27/24 14:12	
Alkalinity,Carbonate (CaCO3)	mg/L	ND	5.0	5.0	02/27/24 14:12	

LABORATORY CONTROL SAMPLE: 4314544

Parameter	Units	Spike Conc.	LCS Result	LCS % Rec	% Rec Limits	Qualifiers
Alkalinity, Total as CaCO3	mg/L	50	51.4	103	80-120	

LABORATORY CONTROL SAMPLE: 4314545

Parameter	Units	Spike Conc.	LCS Result	LCS % Rec	% Rec Limits	Qualifiers
Alkalinity, Total as CaCO3	mg/L	50	50.5	101	80-120	

MATRIX SPIKE & MATRIX SPIKE DUPLICATE: 4314546 4314547

Parameter	Units	92715006001 Result	MS Spike Conc.	MSD Spike Conc.	MS Result	MSD Result	MS % Rec	MSD % Rec	% Rec Limits	RPD	Max RPD	Qual
Alkalinity, Total as CaCO3	mg/L	75.0	50	50	128	127	105	105	80-120	0	25	

MATRIX SPIKE & MATRIX SPIKE DUPLICATE: 4314548 4314549

Parameter	Units	92715006002 Result	MS Spike Conc.	MSD Spike Conc.	MS Result	MSD Result	MS % Rec	MSD % Rec	% Rec Limits	RPD	Max RPD	Qual
Alkalinity, Total as CaCO3	mg/L	222	50	50	269	276	94	108	80-120	3	25	

Results presented on this page are in the units indicated by the "Units" column except where an alternate unit is presented to the right of the result.

This report shall not be reproduced, except in full,
without the written consent of Pace Analytical Services, LLC.

Pace Analytical Services, LLC
9800 Kincey Ave. Suite 100
Huntersville, NC 28078
(704)875-9092

QUALITY CONTROL DATA

Project: Plant Hammond AP-2 (CA)
Pace Project No.: 92714999

QC Batch: 835303
QC Batch Method: SM 2320B-2011
Analysis Method: SM 2320B-2011
Analysis Description: 2320B Alkalinity
Laboratory: Pace Analytical Services - Asheville
Associated Lab Samples: 92714999001, 92714999007, 92714999008

METHOD BLANK: 4315450 Matrix: Water
Associated Lab Samples: 92714999001, 92714999007, 92714999008

Parameter	Units	Blank Result	Reporting Limit	MDL	Analyzed	Qualifiers
Alkalinity, Total as CaCO3	mg/L	ND	5.0	5.0	02/29/24 13:34	
Alkalinity,Bicarbonate (CaCO3)	mg/L	ND	5.0	5.0	02/29/24 13:34	
Alkalinity,Carbonate (CaCO3)	mg/L	ND	5.0	5.0	02/29/24 13:34	

LABORATORY CONTROL SAMPLE: 4315451

Parameter	Units	Spike Conc.	LCS Result	LCS % Rec	% Rec Limits	Qualifiers
Alkalinity, Total as CaCO3	mg/L	50	50.6	101	80-120	

LABORATORY CONTROL SAMPLE: 4315452

Parameter	Units	Spike Conc.	LCS Result	LCS % Rec	% Rec Limits	Qualifiers
Alkalinity, Total as CaCO3	mg/L	50	52.5	105	80-120	

MATRIX SPIKE & MATRIX SPIKE DUPLICATE: 4315453 4315454

Parameter	Units	92714999007 Result	MS Spike Conc.	MSD Spike Conc.	MS Result	MSD Result	MS % Rec	MSD % Rec	% Rec Limits	RPD	Max RPD	Qual
Alkalinity, Total as CaCO3	mg/L	ND	50	50	49.9	50.3	99	100	80-120	1	25	

MATRIX SPIKE & MATRIX SPIKE DUPLICATE: 4315455 4315456

Parameter	Units	92714999008 Result	MS Spike Conc.	MSD Spike Conc.	MS Result	MSD Result	MS % Rec	MSD % Rec	% Rec Limits	RPD	Max RPD	Qual
Alkalinity, Total as CaCO3	mg/L	ND	50	50	49.9	50.6	100	101	80-120	1	25	

Results presented on this page are in the units indicated by the "Units" column except where an alternate unit is presented to the right of the result.

This report shall not be reproduced, except in full,
without the written consent of Pace Analytical Services, LLC.

Pace Analytical Services, LLC
9800 Kincey Ave. Suite 100
Huntersville, NC 28078
(704)875-9092

QUALITY CONTROL DATA

Project: Plant Hammond AP-2 (CA)
Pace Project No.: 92714999

QC Batch: 835849
QC Batch Method: SM 2320B-2011
Analysis Method: SM 2320B-2011
Analysis Description: 2320B Alkalinity
Laboratory: Pace Analytical Services - Asheville
Associated Lab Samples: 92714999004

METHOD BLANK: 4318153 Matrix: Water
Associated Lab Samples: 92714999004

Parameter	Units	Blank Result	Reporting Limit	MDL	Analyzed	Qualifiers
Alkalinity, Total as CaCO3	mg/L	ND	5.0	5.0	02/29/24 17:02	
Alkalinity,Bicarbonate (CaCO3)	mg/L	ND	5.0	5.0	02/29/24 17:02	
Alkalinity,Carbonate (CaCO3)	mg/L	ND	5.0	5.0	02/29/24 17:02	

LABORATORY CONTROL SAMPLE: 4318154

Parameter	Units	Spike Conc.	LCS Result	LCS % Rec	% Rec Limits	Qualifiers
Alkalinity, Total as CaCO3	mg/L	50	49.1	98	80-120	

LABORATORY CONTROL SAMPLE: 4318155

Parameter	Units	Spike Conc.	LCS Result	LCS % Rec	% Rec Limits	Qualifiers
Alkalinity, Total as CaCO3	mg/L	50	50.1	100	80-120	

MATRIX SPIKE & MATRIX SPIKE DUPLICATE: 4318156 4318157

Parameter	Units	92715028003 Result	MS Spike Conc.	MSD Spike Conc.	MS Result	MSD Result	MS % Rec	MSD % Rec	% Rec Limits	RPD	Max RPD	Qual
Alkalinity, Total as CaCO3	mg/L	178	50	50	226	226	95	96	80-120	0	25	

MATRIX SPIKE & MATRIX SPIKE DUPLICATE: 4318158 4318159

Parameter	Units	92715028004 Result	MS Spike Conc.	MSD Spike Conc.	MS Result	MSD Result	MS % Rec	MSD % Rec	% Rec Limits	RPD	Max RPD	Qual
Alkalinity, Total as CaCO3	mg/L	152	50	50	199	198	95	92	80-120	1	25	

Results presented on this page are in the units indicated by the "Units" column except where an alternate unit is presented to the right of the result.

This report shall not be reproduced, except in full,
without the written consent of Pace Analytical Services, LLC.

Pace Analytical Services, LLC
9800 Kincey Ave. Suite 100
Huntersville, NC 28078
(704)875-9092

QUALITY CONTROL DATA

Project: Plant Hammond AP-2 (CA)
Pace Project No.: 92714999

QC Batch: 834777
QC Batch Method: SM 4500-S2D-2011
Analysis Method: SM 4500-S2D-2011
Analysis Description: 4500S2D Sulfide Water
Laboratory: Pace Analytical Services - Asheville
Associated Lab Samples: 92714999001

METHOD BLANK: 4313100 Matrix: Water
Associated Lab Samples: 92714999001

Parameter	Units	Blank Result	Reporting Limit	MDL	Analyzed	Qualifiers
Sulfide	mg/L	ND	0.10	0.022	02/24/24 03:24	

LABORATORY CONTROL SAMPLE: 4313101

Parameter	Units	Spike Conc.	LCS Result	LCS % Rec	% Rec Limits	Qualifiers
Sulfide	mg/L	0.5	0.52	105	80-120	

MATRIX SPIKE & MATRIX SPIKE DUPLICATE: 4313102 4313103

Parameter	Units	92713565020 Result	MS Spike Conc.	MSD Spike Conc.	MS Result	MSD Result	MS % Rec	MSD % Rec	% Rec Limits	RPD	Max RPD	Qual
Sulfide	mg/L	ND	0.5	0.5	0.47	0.47	93	94	80-120	1	10	

MATRIX SPIKE & MATRIX SPIKE DUPLICATE: 4313118 4313119

Parameter	Units	92714717002 Result	MS Spike Conc.	MSD Spike Conc.	MS Result	MSD Result	MS % Rec	MSD % Rec	% Rec Limits	RPD	Max RPD	Qual
Sulfide	mg/L	ND	0.5	0.5	0.50	0.52	101	105	80-120	4	10	

Results presented on this page are in the units indicated by the "Units" column except where an alternate unit is presented to the right of the result.

This report shall not be reproduced, except in full,
without the written consent of Pace Analytical Services, LLC.

Pace Analytical Services, LLC
9800 Kincey Ave. Suite 100
Huntersville, NC 28078
(704)875-9092

QUALITY CONTROL DATA

Project: Plant Hammond AP-2 (CA)
Pace Project No.: 92714999

QC Batch: 834778
QC Batch Method: SM 4500-S2D-2011
Analysis Method: SM 4500-S2D-2011
Analysis Description: 4500S2D Sulfide Water
Laboratory: Pace Analytical Services - Asheville
Associated Lab Samples: 92714999002, 92714999003, 92714999004, 92714999005, 92714999006, 92714999007, 92714999009

METHOD BLANK: 4313106
Matrix: Water
Associated Lab Samples: 92714999002, 92714999003, 92714999004, 92714999005, 92714999006, 92714999007, 92714999009

Parameter	Units	Blank Result	Reporting Limit	MDL	Analyzed	Qualifiers
Sulfide	mg/L	ND	0.10	0.022	02/24/24 03:42	

LABORATORY CONTROL SAMPLE: 4313107

Parameter	Units	Spike Conc.	LCS Result	LCS % Rec	% Rec Limits	Qualifiers
Sulfide	mg/L	0.5	0.53	106	80-120	

MATRIX SPIKE & MATRIX SPIKE DUPLICATE: 4313108 4313109

Parameter	Units	92714999002 Result	MS Spike Conc.	MSD Spike Conc.	MS Result	MSD Result	MS % Rec	MSD % Rec	% Rec Limits	RPD	Max RPD	Qual
Sulfide	mg/L	ND	0.5	0.5	ND	ND	4	1	80-120		10	M1

MATRIX SPIKE & MATRIX SPIKE DUPLICATE: 4313110 4313111

Parameter	Units	92715006013 Result	MS Spike Conc.	MSD Spike Conc.	MS Result	MSD Result	MS % Rec	MSD % Rec	% Rec Limits	RPD	Max RPD	Qual
Sulfide	mg/L	ND	0.5	0.5	0.54	0.55	108	109	80-120	1	10	

Results presented on this page are in the units indicated by the "Units" column except where an alternate unit is presented to the right of the result.

This report shall not be reproduced, except in full,
without the written consent of Pace Analytical Services, LLC.

Pace Analytical Services, LLC
9800 Kincey Ave. Suite 100
Huntersville, NC 28078
(704)875-9092

QUALITY CONTROL DATA

Project: Plant Hammond AP-2 (CA)
Pace Project No.: 92714999

QC Batch: 834779
QC Batch Method: SM 4500-S2D-2011
Analysis Method: SM 4500-S2D-2011
Analysis Description: 4500S2D Sulfide Water
Laboratory: Pace Analytical Services - Asheville
Associated Lab Samples: 92714999008

METHOD BLANK: 4313112 Matrix: Water
Associated Lab Samples: 92714999008

Parameter	Units	Blank Result	Reporting Limit	MDL	Analyzed	Qualifiers
Sulfide	mg/L	ND	0.10	0.022	02/24/24 03:55	

LABORATORY CONTROL SAMPLE: 4313113

Parameter	Units	Spike Conc.	LCS Result	LCS % Rec	% Rec Limits	Qualifiers
Sulfide	mg/L	0.5	0.52	104	80-120	

MATRIX SPIKE & MATRIX SPIKE DUPLICATE: 4313114 4313115

Parameter	Units	92714999008 Result	MS Spike Conc.	MSD Spike Conc.	MS Result	MSD Result	MS % Rec	MSD % Rec	% Rec Limits	RPD	Max RPD	Qual
Sulfide	mg/L	ND	0.5	0.5	0.51	0.52	103	105	80-120	2	10	

MATRIX SPIKE & MATRIX SPIKE DUPLICATE: 4313116 4313117

Parameter	Units	92715135007 Result	MS Spike Conc.	MSD Spike Conc.	MS Result	MSD Result	MS % Rec	MSD % Rec	% Rec Limits	RPD	Max RPD	Qual
Sulfide	mg/L	ND	0.5	0.5	0.58	0.60	116	120	80-120	3	10	

Results presented on this page are in the units indicated by the "Units" column except where an alternate unit is presented to the right of the result.

This report shall not be reproduced, except in full,
without the written consent of Pace Analytical Services, LLC.

Pace Analytical Services, LLC
9800 Kincey Ave. Suite 100
Huntersville, NC 28078
(704)875-9092

QUALITY CONTROL DATA

Project: Plant Hammond AP-2 (CA)
Pace Project No.: 92714999

QC Batch: 834798
QC Batch Method: EPA 300.0 Rev 2.1 1993
Analysis Method: EPA 300.0 Rev 2.1 1993
Analysis Description: 300.0 IC Anions
Laboratory: Pace Analytical Services - Asheville
Associated Lab Samples: 92714999001, 92714999002, 92714999003, 92714999004, 92714999005, 92714999006, 92714999007, 92714999008, 92714999009

METHOD BLANK: 4313142 Matrix: Water
Associated Lab Samples: 92714999001, 92714999002, 92714999003, 92714999004, 92714999005, 92714999006, 92714999007, 92714999008, 92714999009

Parameter	Units	Blank Result	Reporting Limit	MDL	Analyzed	Qualifiers
Chloride	mg/L	ND	1.0	0.60	02/24/24 12:59	
Fluoride	mg/L	ND	0.10	0.050	02/24/24 12:59	
Sulfate	mg/L	ND	1.0	0.50	02/24/24 12:59	

LABORATORY CONTROL SAMPLE: 4313143

Parameter	Units	Spike Conc.	LCS Result	LCS % Rec	% Rec Limits	Qualifiers
Chloride	mg/L	50	48.8	98	90-110	
Fluoride	mg/L	2.5	2.5	100	90-110	
Sulfate	mg/L	50	49.5	99	90-110	

MATRIX SPIKE & MATRIX SPIKE DUPLICATE: 4313144 4313145

Parameter	Units	92713565020 Result	MS Spike Conc.	MSD Spike Conc.	MS Result	MSD Result	MS % Rec	MSD % Rec	% Rec Limits	RPD	Max RPD	Qual
Chloride	mg/L	150	50	50	190	191	80	81	90-110	1	10	M1
Fluoride	mg/L	0.16	2.5	2.5	2.8	2.7	104	103	90-110	1	10	
Sulfate	mg/L	1060	50	50	1100	1100	85	89	90-110	0	10	M1

MATRIX SPIKE & MATRIX SPIKE DUPLICATE: 4313146 4313147

Parameter	Units	92714999003 Result	MS Spike Conc.	MSD Spike Conc.	MS Result	MSD Result	MS % Rec	MSD % Rec	% Rec Limits	RPD	Max RPD	Qual
Chloride	mg/L	96.0	50	50	136	135	79	79	90-110	0	10	M1
Fluoride	mg/L	0.57	2.5	2.5	3.1	3.2	102	105	90-110	2	10	
Sulfate	mg/L	758	50	50	787	780	58	45	90-110	1	10	M1

Results presented on this page are in the units indicated by the "Units" column except where an alternate unit is presented to the right of the result.

REPORT OF LABORATORY ANALYSIS

This report shall not be reproduced, except in full,
without the written consent of Pace Analytical Services, LLC.

Pace Analytical Services, LLC
9800 Kincey Ave. Suite 100
Huntersville, NC 28078
(704)875-9092

QUALIFIERS

Project: Plant Hammond AP-2 (CA)
Pace Project No.: 92714999

DEFINITIONS

DF - Dilution Factor, if reported, represents the factor applied to the reported data due to dilution of the sample aliquot.

ND - Not Detected at or above adjusted reporting limit.

TNTC - Too Numerous To Count

J - Estimated concentration above the adjusted method detection limit and below the adjusted reporting limit.

MDL - Adjusted Method Detection Limit.

PQL - Practical Quantitation Limit.

RL - Reporting Limit - The lowest concentration value that meets project requirements for quantitative data with known precision and bias for a specific analyte in a specific matrix.

S - Surrogate

1,2-Diphenylhydrazine decomposes to and cannot be separated from Azobenzene using Method 8270. The result for each analyte is a combined concentration.

Consistent with EPA guidelines, unrounded data are displayed and have been used to calculate % recovery and RPD values.

LCS(D) - Laboratory Control Sample (Duplicate)

MS(D) - Matrix Spike (Duplicate)

DUP - Sample Duplicate

RPD - Relative Percent Difference

NC - Not Calculable.

SG - Silica Gel - Clean-Up

U - Indicates the compound was analyzed for, but not detected.

Acid preservation may not be appropriate for 2 Chloroethylvinyl ether.

A separate vial preserved to a pH of 4-5 is recommended in SW846 Chapter 4 for the analysis of Acrolein and Acrylonitrile by EPA Method 8260.

N-Nitrosodiphenylamine decomposes and cannot be separated from Diphenylamine using Method 8270. The result reported for each analyte is a combined concentration.

Reported results are not rounded until the final step prior to reporting. Therefore, calculated parameters that are typically reported as "Total" may vary slightly from the sum of the reported component parameters.

Pace Analytical is TNI accredited. Contact your Pace PM for the current list of accredited analytes.

TNI - The NELAC Institute.

ANALYTE QUALIFIERS

D6	The precision between the sample and sample duplicate exceeded laboratory control limits.
M1	Matrix spike recovery exceeded QC limits. Batch accepted based on laboratory control sample (LCS) recovery.

This report shall not be reproduced, except in full,
without the written consent of Pace Analytical Services, LLC.

Pace Analytical Services, LLC
9800 Kincey Ave. Suite 100
Huntersville, NC 28078
(704)875-9092

QUALITY CONTROL DATA CROSS REFERENCE TABLE

Project: Plant Hammond AP-2 (CA)
Pace Project No.: 92714999

Lab ID	Sample ID	QC Batch Method	QC Batch	Analytical Method	Analytical Batch
92714999001	**HAM-PT-01**	EPA 3010A	835638	EPA 6010D	835688
92714999002	**HAM-PT-02**	EPA 3010A	835638	EPA 6010D	835688
92714999003	**HAM-PT-03**	EPA 3010A	835638	EPA 6010D	835688
92714999004	**HAM-PT-04**	EPA 3010A	835638	EPA 6010D	835688
92714999005	**HAM-PT-05**	EPA 3010A	835638	EPA 6010D	835688
92714999006	**HAM-PT-06**	EPA 3010A	835638	EPA 6010D	835688
92714999007	**HAM-AP2-EB-01**	EPA 3010A	835638	EPA 6010D	835688
92714999008	**HAM-AP2-FB-01**	EPA 3010A	835638	EPA 6010D	835688
92714999009	**HAM-AP2-FD-01**	EPA 3010A	835638	EPA 6010D	835688
92714999001	**HAM-PT-01**	EPA 3005A	835189	EPA 6020B	835295
92714999002	**HAM-PT-02**	EPA 3005A	835189	EPA 6020B	835295
92714999003	**HAM-PT-03**	EPA 3005A	835189	EPA 6020B	835295
92714999004	**HAM-PT-04**	EPA 3005A	835189	EPA 6020B	835295
92714999005	**HAM-PT-05**	EPA 3005A	835189	EPA 6020B	835295
92714999006	**HAM-PT-06**	EPA 3005A	835189	EPA 6020B	835295
92714999007	**HAM-AP2-EB-01**	EPA 3005A	835189	EPA 6020B	835295
92714999008	**HAM-AP2-FB-01**	EPA 3005A	835189	EPA 6020B	835295
92714999009	**HAM-AP2-FD-01**	EPA 3005A	835189	EPA 6020B	835295
92714999001	**HAM-PT-01**	EPA 7470A	836469	EPA 7470A	836556
92714999002	**HAM-PT-02**	EPA 7470A	836469	EPA 7470A	836556
92714999003	**HAM-PT-03**	EPA 7470A	836469	EPA 7470A	836556
92714999004	**HAM-PT-04**	EPA 7470A	836469	EPA 7470A	836556
92714999005	**HAM-PT-05**	EPA 7470A	836469	EPA 7470A	836556
92714999006	**HAM-PT-06**	EPA 7470A	836469	EPA 7470A	836556
92714999007	**HAM-AP2-EB-01**	EPA 7470A	836469	EPA 7470A	836556
92714999008	**HAM-AP2-FB-01**	EPA 7470A	836469	EPA 7470A	836556
92714999009	**HAM-AP2-FD-01**	EPA 7470A	836469	EPA 7470A	836556
92714999001	**HAM-PT-01**	SM 2540C-2015	834938		
92714999002	**HAM-PT-02**	SM 2540C-2015	835037		
92714999003	**HAM-PT-03**	SM 2540C-2015	835037		
92714999004	**HAM-PT-04**	SM 2540C-2015	835492		
92714999005	**HAM-PT-05**	SM 2540C-2015	835037		
92714999006	**HAM-PT-06**	SM 2540C-2015	835037		
92714999007	**HAM-AP2-EB-01**	SM 2540C-2015	835492		
92714999008	**HAM-AP2-FB-01**	SM 2540C-2015	835492		
92714999009	**HAM-AP2-FD-01**	SM 2540C-2015	835037		
92714999001	**HAM-PT-01**	SM 2320B-2011	835303		
92714999002	**HAM-PT-02**	SM 2320B-2011	835154		
92714999003	**HAM-PT-03**	SM 2320B-2011	835154		
92714999004	**HAM-PT-04**	SM 2320B-2011	835849		
92714999005	**HAM-PT-05**	SM 2320B-2011	835154		
92714999006	**HAM-PT-06**	SM 2320B-2011	835154		

This report shall not be reproduced, except in full,
without the written consent of Pace Analytical Services, LLC.

Pace Analytical Services, LLC
9800 Kincey Ave. Suite 100
Huntersville, NC 28078
(704)875-9092

QUALITY CONTROL DATA CROSS REFERENCE TABLE

Project: Plant Hammond AP-2 (CA)
Pace Project No.: 92714999

Lab ID	Sample ID	QC Batch Method	QC Batch	Analytical Method	Analytical Batch
92714999007	**HAM-AP2-EB-01**	SM 2320B-2011	835303		
92714999008	**HAM-AP2-FB-01**	SM 2320B-2011	835303		
92714999009	**HAM-AP2-FD-01**	SM 2320B-2011	835154		
92714999001	**HAM-PT-01**	SM 4500-S2D-2011	834777		
92714999002	**HAM-PT-02**	SM 4500-S2D-2011	834778		
92714999003	**HAM-PT-03**	SM 4500-S2D-2011	834778		
92714999004	**HAM-PT-04**	SM 4500-S2D-2011	834778		
92714999005	**HAM-PT-05**	SM 4500-S2D-2011	834778		
92714999006	**HAM-PT-06**	SM 4500-S2D-2011	834778		
92714999007	**HAM-AP2-EB-01**	SM 4500-S2D-2011	834778		
92714999008	**HAM-AP2-FB-01**	SM 4500-S2D-2011	834779		
92714999009	**HAM-AP2-FD-01**	SM 4500-S2D-2011	834778		
92714999001	**HAM-PT-01**	EPA 300.0 Rev 2.1 1993	834798		
92714999002	**HAM-PT-02**	EPA 300.0 Rev 2.1 1993	834798		
92714999003	**HAM-PT-03**	EPA 300.0 Rev 2.1 1993	834798		
92714999004	**HAM-PT-04**	EPA 300.0 Rev 2.1 1993	834798		
92714999005	**HAM-PT-05**	EPA 300.0 Rev 2.1 1993	834798		
92714999006	**HAM-PT-06**	EPA 300.0 Rev 2.1 1993	834798		
92714999007	**HAM-AP2-EB-01**	EPA 300.0 Rev 2.1 1993	834798		
92714999008	**HAM-AP2-FB-01**	EPA 300.0 Rev 2.1 1993	834798		
92714999009	**HAM-AP2-FD-01**	EPA 300.0 Rev 2.1 1993	834798		

This report shall not be reproduced, except in full,
without the written consent of Pace Analytical Services, LLC.

Pace Analytical Services	DC#_Title: ENV-FRM-HUN1-0083 v03_Sample Condition Upon Receipt
	Effective Date: 12/01/2023

Laboratory receiving samples:

Asheville ☐ Eden ☐ Greenwood ☐ Huntersville ☐ Raleigh ☐ Mechanicsville ☐ Atlanta ☑ Kernersville ☐

Sample Condition Upon Receipt

Client Name: Ga Power

Project #: WO#: 92714999

92714999

Courier: ☐ Commercial ☐ Fed Ex ☑ Pace ☐ UPS ☐ USPS ☐ Other:____ ☐ Client

Custody Seal Present? ☑ Yes ☐ No Seals Intact? ☑ Yes ☐ No ☐ N/A

Date/Initials Person Examining Contents: 7/22/24 SM

Packing Material: ☑ Bubble Wrap ☐ Bubble Bags ☐ None ☐ Other

Biological Tissue Frozen? ☐ Yes ☐ No ☑ N/A

Thermometer: ☑ IR Gun ID: 230

Type of Ice: ☑ Wet ☐ Blue ☐ None

Cooler Temp: 3.1 Correction Factor: Add/Subtract (°C) 0.1

Temp should be above freezing to 6°C

☐ Samples out of temp criteria. Samples on ice, cooling process has begun

Cooler Temp Corrected (°C): 3.2

USDA Regulated Soil (☐ N/A, water sample)

Did samples originate in a quarantine zone within the United States: CA, NY, or SC (check maps)? ☐ Yes ☐ No

Did samples originate from a foreign source (internationally, including Hawaii and Puerto Rico)? ☐ Yes ☐ No

				Comments/Discrepancy:
Chain of Custody Present?	☑ Yes	☐ No	☐ N/A	1.
Samples Arrived within Hold Time?	☑ Yes	☐ No	☐ N/A	2.
Short Hold Time Analysis (<72 hr.)?	☐ Yes	☑ No	☐ N/A	3.
Rush Turn Around Time Requested?	☐ Yes	☑ No	☐ N/A	4.
Sufficient Volume?	☑ Yes	☐ No	☐ N/A	5.
Correct Containers Used?	☑ Yes	☐ No	☐ N/A	6.
-Pace Containers Used?	☑ Yes	☐ No	☐ N/A	
Containers Intact?	☑ Yes	☐ No	☐ N/A	7.
Dissolved analysis: Samples Field Filtered?	☐ Yes	☐ No	☑ N/A	8.
Sample Labels Match COC?	☑ Yes	☐ No	☐ N/A	9.
-Includes Date/Time/ID/Analysis Matrix: WW				
Headspace in VOA Vials (>5-6mm)?	☐ Yes	☐ No	☑ N/A	10.
Trip Blank Present?	☐ Yes	☐ No	☑ N/A	11.
Trip Blank Custody Seals Present?	☐ Yes	☐ No	☑ N/A	

COMMENTS/SAMPLE DISCREPANCY

Field Data Required? ☐ Yes ☐ No

Lot ID of split containers:

CLIENT NOTIFICATION/RESOLUTION

Person contacted: _____ Date/Time: _____

Project Manager SCURF Review: _____ Date: _____

Project Manager SRF Review: _____ Date: _____

*Check mark top half of box if pH and/or dechlorination is verified and within the acceptance range for preservation samples.

Exceptions: VOA, Coliform, TOC, Oil and Grease, DRO/8015 (water) DOC, LLHg

**Bottom half of box is to list number of bottles

***Check all unpreserved Nitrates for chlorine

Project # **WO#: 92714999**

PM: BV Due Date: 03/07/24

CLIENT: 92- GP-HAM

Item#	BP4U-125 mL Plastic Unpreserved (N/A) (Cl-)	BP3U-250 mL Plastic Unpreserved (N/A)	BP2U-500 mL Plastic Unpreserved (N/A)	BP1U-1 liter Plastic Unpreserved (N/A)	BP4S-125 mL Plastic H2SO4 (pH < 2) (Cl-)	BP3N-250 mL plastic HNO3 (pH < 2)	BP4Z-125 mL Plastic ZN Acetate & NaOH (>9)	BP4B-125 mL Plastic NaOH (pH > 12) (Cl-)	WGFU-Wide-mouthed Glass jar Unpreserved	AG1U-1 liter Amber Unpreserved (N/A) (Cl-)	AG1H-1 liter Amber HCl (pH < 2)	AG3U-250 mL Amber Unpreserved (N/A) (Cl-)	AG1S-1 liter Amber H2SO4 (pH < 2)	AG3S-250 mL Amber H2SO4 (pH < 2)	DG94-40 mL Amber NH4Cl (N/A)(Cl-)	DG9H-40 mL VOA HCl (N/A)	VG9T-40 mL VOA Na2S2O3 (N/A)	VG9U-40 mL VOA Unpreserved (N/A)	DG9V-40 mL VOA H3PO4 (N/A)	KP7U-50 mL Plastic Unpreserved (N/A)	V/GK (3 vials per kit)-VPH/Gas kit (N/A)	SP5T-125 mL Sterile Plastic (N/A – lab)	SP2T-250 mL Sterile Plastic (N/A – lab)		BP3R-250 mL Plastic (NH2)2SO4 (9.3-9.7)	AG0U-100 mL Amber Unpreserved (N/A) (Cl-)	VSGU-20 mL Scintillation vials (N/A)	DG9U-40 mL Amber Unpreserved vials (N/A)
1		2	1			✓ 1	✓ 1																					
2		2	1			✓ 1	✓ 1																					
3		2	1			✓ 1	✓ 1																					
4		2	1			✓ 1	✓ 1																					
5		2	1			✓ 1	✓ 1																					
6		2	1			✓ 1	✓ 1																					
7		2	1			✓ 1	✓ 1																					
8		2	1			✓ 1	✓ 1																					
9		2	1			✓ 1	✓ 1																					
10																												
11																												
12																												

pH Adjustment Log for Preserved Samples

Sample ID	Type of Preservative	pH upon receipt	Date preservation adjusted	Time preservation adjusted	Amount of Preservative added	Lot #

Note: Whenever there is a discrepancy affecting North Carolina compliance samples, a copy of this form will be sent to the North Carolina DENR Certification Office (i.e. Out of hold, incorrect preservative, out of temp, incorrect containers.

Pace Analytical
www.pacelabs.com

CHAIN-OF-CUSTODY / Analytical Request Document

The Chain-of-Custody is a LEGAL DOCUMENT. All relevant fields must be completed accurately.

Section A Required Client Information:

Company:	GA Power
Address:	Atlanta, GA
Email To:	SCS Contacts
Phone:	Fax:
Requested Due Date/TAT:	10 Day

Section B Required Project Information:

Report To:	SCS Contacts
Copy To:	Geosyntec Contacts
Purchase Order No.	GPC82474-0001
Project Name:	Hammond AP-2
Project Number:	

Section C Invoice Information:

Attention:	Southern Co.
Company Name:	
Address:	
Pace Quote Reference:	
Pace Project Manager:	Bonnie Vang
Pace Profile #:	10839

REGULATORY AGENCY

☐ NPDES ☐ GROUND WATER ☐ DRINKING WATER
☐ UST ☐ RCRA ☑ OTHER CCR

Site Location STATE: GA

Section D Required Client Information

Valid Matrix Codes

MATRIX	CODE
DRINKING WATER	DW
WATER	WT
WASTE WATER	WW
PRODUCT	P
SOIL/SOLID	SL
OIL	OL
WIPE	WP
AIR	AR
OTHER	OT
TISSUE	TS

ITEM #	SAMPLE ID (A-Z, 0-9 / ,-) Sample IDs MUST BE UNIQUE	MATRIX CODE (see valid codes to left)	SAMPLE TYPE (G=GRAB C=COMP)	COLLECTED COMPOSITE DATE	COLLECTED COMPOSITE TIME	COLLECTED COMPOSITE DATE	COLLECTED COMPOSITE TIME	SAMPLE TEMP AT COLLECTION	# OF CONTAINERS	Preservatives: Unpreserved	H_2SO_4	HNO_3	HCl	NaOH	$Na_2S_2O_3$	Methanol	Other	Analysis Test: Chloride, Fluoride, Sulfate (Y/N: N)	Full App. III and IV metals (N)	Major Ions (Profile 10839-2): (N)	TDS (N)	Residual Chlorine (Y/N)	Pace Project No./ Lab I.D. 92714999
1	HAM-PT-01	WG	G	2/19/2024	1708			17	5	3		1					1	X	X	X	X	N	W1
2	HAM-PT-02	WG	G	2/20/2024	1207			17	5	3		1					1	X	X	X	X	N	W2
3	HAM-PT-03	WG	G	2/20/2024	1030			15	5	3		1					1	X	X	X	X	N	W3
4	HAM-PT-04	WG	G	2/21/2024	1030			18	5	3		1					1	X	X	X	X	N	W4
5	HAM-PT-05	WG	G	2/20/2024	1540	TK 2/21/2024		19	5	3		1					1	X	X	X	X	N	W5
6	HAM-PT-06	WG	G	2/20/2024	1742			17	5	3		1					1	X	X	X	X	N	W6
7	HAM-AP2-EB-01	WQ	G	2/21/2024	1040			17	5	3		1					1	X	X	X	X	N	W7
8	HAM-AP2-FB-01	WQ	G	2/21/2024	1045			17	5	3		1					1	X	X	X	X	N	W8
9	HAM-AP2-FD-01	WG	G	2/20/2024	0000			17	5	3		1					1	X	X	X	X	N	W9
10																							
11						TK 2/21/2024																	
12																							

ADDITIONAL COMMENTS	RELINQUISHED BY / AFFILIATION	DATE	TIME	ACCEPTED BY / AFFILIATION	DATE	TIME
Task Code: HAM-CCR-CA-20240221	Thomas Hessler / Geosyntec	2/22/2024	1110	Ryan Williams / Pace	2/22/2024	1110
	Ryan Williams / Pace	2/22/2024	1545	Charles Hinch	2/22/24	1545

SAMPLE CONDITIONS: Temp in °C | Received on Ice (Y/N) | Custody Sealed Cooler (Y/N) | Samples Intact (Y/N)

SAMPLER NAME AND SIGNATURE

PRINT Name of SAMPLER: T. Hessler / Geosyntec Consultants, Inc.

SIGNATURE of SAMPLER: DATE Signed (MM/DD/YY): 02/21/2024

*Important Note: By signing this form you are accepting Pace's NET 30 day payment terms and agreeing to late charges of 1.5% per month for any invoices not paid within 30 days.

F-ALL-Q-020rev.07, 15-Feb-2007

FIELD SAMPLING REPORTS

Low-Flow Test Report:

Test Date / Time: 2/20/2024 1:08:29 PM
Project: Plant Hammond
Operator Name: Jacob Tracy

Location Name: INW-01 **Well Diameter: 2 in** **Casing Type: PVC** **Screen Length: 10 ft** **Top of Screen: 13.50 ft** **Total Depth: 23.50 ft** **Initial Depth to Water: 9.90 ft**	**Pump Type: Peristaltic** **Tubing Type: Polyethylene** **Pump Intake From TOC: 18.50 ft** **Estimated Total Volume Pumped: 4 liter** **Flow Cell Volume: 90 ml** **Final Flow Rate: 200 ml/min** **Final Draw Down: 2.69 ft**	**Instrument Used: Aqua TROLL 400** **Serial Number: 968202**

Test Notes:

No Sample - Parameter Testing.

Weather Conditions:
Sunny, clear.

Low-Flow Readings:

Date Time	Elapsed Time	pH	Temperature	Specific Conductivity	RDO Concentration	Turbidity	ORP	Depth to Water	Flow
		+/- 0.1	+/- 0.5	+/- 5 %	+/- 0.2	+/- 5	+/- 10	+/- 0.3	
2/20/2024 1:08 PM	00:00	6.98 pH	17.73 °C	732.92 µS/cm	6.61 mg/L	--	-112.0 mV	9.90 ft	200.00 ml/min
2/20/2024 1:09 PM	00:58	6.84 pH	17.27 °C	747.48 µS/cm	3.23 mg/L	--	-106.3 mV	9.90 ft	200.00 ml/min
2/20/2024 1:14 PM	05:58	6.76 pH	16.92 °C	759.19 µS/cm	0.50 mg/L	4.71 NTU	-98.1 mV	11.81 ft	200.00 ml/min
2/20/2024 1:19 PM	10:58	6.74 pH	17.27 °C	777.15 µS/cm	0.42 mg/L	5.48 NTU	-103.2 mV	12.31 ft	200.00 ml/min
2/20/2024 1:24 PM	15:58	6.71 pH	17.56 °C	798.79 µS/cm	0.60 mg/L	6.74 NTU	-107.1 mV	12.59 ft	200.00 ml/min

Samples

Sample ID:	Description:

Low-Flow Test Report:

Test Date / Time: 2/20/2024 5:32:31 PM
Project: Plant Hammond
Operator Name: Anthony Szwast

Location Name: INW-02 **Well Diameter: 2 in** **Casing Type: PVC** **Screen Length: 10 ft** **Top of Screen: 25.08 ft** **Total Depth: 35.08 ft** **Initial Depth to Water: 14.23 ft**	**Pump Type: Bailer** **Tubing Type: Polyethylene** **Pump Intake From TOC: 30.08 ft** **Estimated Total Volume Pumped: 3 liter** **Flow Cell Volume: 90 ml** **Final Flow Rate: 200 ml/min** **Final Draw Down: 0.03 ft**	**Instrument Used: Aqua TROLL 400** **Serial Number: 843285**

Test Notes:
No Sample - Parameters Testing.

Weather Conditions:
Sunny, 60 degrees F.

Low-Flow Readings:

Date Time	Elapsed Time	pH	Temperature	Specific Conductivity	RDO Concentration	Turbidity	ORP	Depth to Water	Flow
		+/- 0.1	+/- 0.5	+/- 5 %	+/- 0.2	+/- 5	+/- 10	+/- 0.3	
2/20/2024 5:32 PM	00:00	7.43 pH	15.34 °C	1,565.3 µS/cm	5.44 mg/L	14.00 NTU	108.3 mV	14.20 ft	200.00 ml/min
2/20/2024 5:37 PM	05:00	7.02 pH	15.83 °C	1,473.1 µS/cm	2.33 mg/L	24.70 NTU	101.1 mV	14.23 ft	200.00 ml/min
2/20/2024 5:42 PM	10:00	7.00 pH	15.96 °C	1,514.2 µS/cm	2.17 mg/L	24.40 NTU	47.5 mV	14.26 ft	200.00 ml/min

Samples

Sample ID:	Description:

Low-Flow Test Report:

Test Date / Time: 2/19/2024 2:37:51 PM
Project: Plant Hammond
Operator Name: Jacob Tracy

Location Name: PT-01 **Well Diameter: 2 in** **Casing Type: PVC** **Screen Length: 10 ft** **Top of Screen: 13.49 ft** **Total Depth: 23.49 ft** **Initial Depth to Water: 9.59 ft**	**Pump Type: Peristaltic** **Tubing Type: Polyethylene** **Pump Intake From TOC: 18.49 ft** **Estimated Total Volume Pumped: 32 liter** **Flow Cell Volume: 90 ml** **Final Flow Rate: 200 ml/min** **Final Draw Down: 2.57 ft**	**Instrument Used: Aqua TROLL 400** **Serial Number: 968202**

Test Notes:
Five bottles: Full App.III and IV (No RADs) and Major Ions.

Weather Conditions:
Sunny, clear.

Low-Flow Readings:

Date Time	Elapsed Time	pH	Temperature	Specific Conductivity	RDO Concentration	Turbidity	ORP	Depth to Water	Flow
		+/- 0.1	+/- 0.5	+/- 5 %	+/- 0.2	+/- 5	+/- 10	+/- 0.3	
2/19/2024 2:37 PM	00:00	6.86 pH	17.22 °C	639.65 µS/cm	1.33 mg/L	26.50 NTU	-130.5 mV	10.98 ft	200.00 ml/min
2/19/2024 2:42 PM	05:00	6.85 pH	16.90 °C	668.22 µS/cm	1.01 mg/L	22.30 NTU	-129.0 mV	11.49 ft	200.00 ml/min
2/19/2024 2:47 PM	10:00	6.85 pH	17.10 °C	674.72 µS/cm	0.85 mg/L	20.80 NTU	-127.3 mV	11.78 ft	200.00 ml/min
2/19/2024 2:52 PM	15:00	6.85 pH	17.37 °C	691.82 µS/cm	0.99 mg/L	19.70 NTU	-163.1 mV	11.91 ft	200.00 ml/min
2/19/2024 2:57 PM	20:00	6.85 pH	17.58 °C	710.66 µS/cm	0.92 mg/L	16.20 NTU	-139.2 mV	12.03 ft	200.00 ml/min
2/19/2024 3:02 PM	25:00	6.84 pH	17.62 °C	729.15 µS/cm	0.56 mg/L	12.60 NTU	-142.5 mV	12.13 ft	200.00 ml/min
2/19/2024 3:07 PM	30:00	6.84 pH	17.76 °C	737.70 µS/cm	0.63 mg/L	10.80 NTU	-141.7 mV	12.14 ft	200.00 ml/min
2/19/2024 3:12 PM	35:00	6.85 pH	17.72 °C	744.98 µS/cm	0.89 mg/L	10.10 NTU	-120.2 mV	12.09 ft	200.00 ml/min
2/19/2024 3:17 PM	40:00	6.85 pH	17.62 °C	746.72 µS/cm	0.73 mg/L	8.98 NTU	-115.5 mV	12.06 ft	200.00 ml/min
2/19/2024 3:22 PM	45:00	6.85 pH	17.80 °C	748.69 µS/cm	0.75 mg/L	8.05 NTU	-133.8 mV	12.05 ft	200.00 ml/min
2/19/2024 3:27 PM	50:00	6.87 pH	17.81 °C	746.10 µS/cm	0.65 mg/L	7.36 NTU	-125.5 mV	12.05 ft	200.00 ml/min
2/19/2024 3:32 PM	55:00	6.87 pH	17.85 °C	756.18 µS/cm	1.13 mg/L	7.55 NTU	-139.9 mV	12.06 ft	200.00 ml/min
2/19/2024 3:37 PM	01:00:00	6.88 pH	17.89 °C	771.63 µS/cm	0.75 mg/L	6.68 NTU	-139.2 mV	12.06 ft	200.00 ml/min

2/19/2024 3:42 PM	01:05:00	6.88 pH	17.90 °C	783.08 µS/cm	0.98 mg/L	7.00 NTU	-133.4 mV	12.06 ft	200.00 ml/min
2/19/2024 3:47 PM	01:10:00	6.88 pH	17.89 °C	787.04 µS/cm	0.54 mg/L	5.76 NTU	-126.1 mV	12.06 ft	200.00 ml/min
2/19/2024 3:52 PM	01:15:00	6.87 pH	17.58 °C	807.57 µS/cm	0.52 mg/L	6.10 NTU	-112.0 mV	12.06 ft	200.00 ml/min
2/19/2024 3:57 PM	01:20:00	6.87 pH	17.20 °C	830.90 µS/cm	1.25 mg/L	5.01 NTU	-124.4 mV	12.06 ft	200.00 ml/min
2/19/2024 4:02 PM	01:25:00	6.88 pH	17.05 °C	839.93 µS/cm	1.11 mg/L	5.16 NTU	-128.6 mV	12.06 ft	200.00 ml/min
2/19/2024 4:07 PM	01:30:00	6.87 pH	17.00 °C	870.51 µS/cm	1.32 mg/L	4.40 NTU	-133.1 mV	12.10 ft	200.00 ml/min
2/19/2024 4:12 PM	01:35:00	6.88 pH	16.90 °C	891.81 µS/cm	1.42 mg/L	4.04 NTU	-133.7 mV	12.11 ft	200.00 ml/min
2/19/2024 4:17 PM	01:40:00	6.87 pH	16.88 °C	910.70 µS/cm	1.22 mg/L	3.41 NTU	-128.7 mV	12.13 ft	200.00 ml/min
2/19/2024 4:22 PM	01:45:00	6.87 pH	17.31 °C	926.68 µS/cm	0.99 mg/L	3.30 NTU	-151.9 mV	12.14 ft	200.00 ml/min
2/19/2024 4:27 PM	01:50:00	6.87 pH	17.27 °C	937.29 µS/cm	0.77 mg/L	2.63 NTU	-127.8 mV	12.14 ft	200.00 ml/min
2/19/2024 4:32 PM	01:55:00	6.85 pH	17.38 °C	976.22 µS/cm	1.16 mg/L	3.14 NTU	-126.8 mV	12.14 ft	200.00 ml/min
2/19/2024 4:37 PM	02:00:00	6.85 pH	17.29 °C	996.27 µS/cm	1.39 mg/L	2.46 NTU	-152.9 mV	12.15 ft	200.00 ml/min
2/19/2024 4:42 PM	02:05:00	6.85 pH	17.00 °C	1,032.5 µS/cm	0.52 mg/L	2.75 NTU	-135.9 mV	12.16 ft	200.00 ml/min
2/19/2024 4:47 PM	02:10:00	6.85 pH	17.18 °C	1,057.4 µS/cm	0.46 mg/L	2.60 NTU	-119.4 mV	12.16 ft	200.00 ml/min
2/19/2024 4:52 PM	02:15:00	6.84 pH	17.16 °C	1,079.6 µS/cm	0.67 mg/L	2.30 NTU	-115.6 mV	12.16 ft	200.00 ml/min
2/19/2024 4:57 PM	02:20:00	6.83 pH	17.04 °C	1,116.7 µS/cm	0.35 mg/L	2.14 NTU	-142.0 mV	12.16 ft	200.00 ml/min
2/19/2024 5:02 PM	02:25:00	6.84 pH	16.96 °C	1,134.9 µS/cm	0.28 mg/L	2.10 NTU	-115.9 mV	12.16 ft	200.00 ml/min
2/19/2024 5:07 PM	02:30:00	6.83 pH	16.87 °C	1,082.8 µS/cm	0.26 mg/L	2.12 NTU	-117.2 mV	12.16 ft	200.00 ml/min

Samples

Sample ID:	Description:
HAM-PT-01	Grab.

Low-Flow Test Report:

Test Date / Time: 2/20/2024 11:13:00 AM
Project: Plant Hammond
Operator Name: Jacob Tracy

Location Name: PT-02 **Well Diameter: 2 in** **Casing Type: PVC** **Screen Length: 10 ft** **Top of Screen: 13.40 ft** **Total Depth: 23.40 ft** **Initial Depth to Water: 9.96 ft**	**Pump Type: Peristaltic** **Tubing Type: Polyethylene** **Pump Intake From TOC: 18.40 ft** **Estimated Total Volume Pumped: 12 liter** **Flow Cell Volume: 90 ml** **Final Flow Rate: 200 ml/min** **Final Draw Down: 4.09 ft**	**Instrument Used: Aqua TROLL 400** **Serial Number: 968202**

Test Notes:
Five bottles: Full App.III and IV (No RADs) and Major Ions.

Weather Conditions:
Sunny, clear.

Low-Flow Readings:

Date Time	Elapsed Time	pH	Temperature	Specific Conductivity	RDO Concentration	Turbidity	ORP	Depth to Water	Flow
		+/- 0.1	+/- 0.5	+/- 5 %	+/- 0.2	+/- 5	+/- 10	+/- 0.3	
2/20/2024 11:13 AM	00:00	6.68 pH	14.75 °C	1,553.3 µS/cm	0.43 mg/L	23.30 NTU	-112.3 mV	11.80 ft	200.00 ml/min
2/20/2024 11:18 AM	05:00	6.68 pH	14.85 °C	1,550.6 µS/cm	0.50 mg/L	22.60 NTU	-110.8 mV	12.65 ft	200.00 ml/min
2/20/2024 11:23 AM	10:00	6.68 pH	15.16 °C	1,552.3 µS/cm	0.46 mg/L	23.20 NTU	-112.2 mV	13.24 ft	200.00 ml/min
2/20/2024 11:28 AM	15:00	6.69 pH	15.46 °C	1,561.3 µS/cm	1.52 mg/L	22.10 NTU	-107.1 mV	13.55 ft	200.00 ml/min
2/20/2024 11:33 AM	20:00	6.80 pH	15.37 °C	1,561.8 µS/cm	5.57 mg/L	19.50 NTU	-96.4 mV	13.64 ft	200.00 ml/min
2/20/2024 11:38 AM	25:00	6.65 pH	15.83 °C	1,574.3 µS/cm	0.55 mg/L	15.20 NTU	-110.4 mV	13.70 ft	200.00 ml/min
2/20/2024 11:43 AM	30:00	6.69 pH	15.74 °C	1,592.1 µS/cm	3.22 mg/L	11.30 NTU	-107.8 mV	13.79 ft	200.00 ml/min
2/20/2024 11:48 AM	35:00	6.70 pH	15.83 °C	1,632.8 µS/cm	3.64 mg/L	6.54 NTU	-85.3 mV	13.81 ft	200.00 ml/min
2/20/2024 11:53 AM	40:00	6.63 pH	16.23 °C	1,750.3 µS/cm	0.47 mg/L	2.07 NTU	-98.1 mV	13.81 ft	200.00 ml/min
2/20/2024 11:58 AM	45:00	6.63 pH	16.31 °C	1,829.6 µS/cm	0.45 mg/L	1.38 NTU	-119.2 mV	13.91 ft	200.00 ml/min
2/20/2024 12:03 PM	50:00	6.63 pH	16.46 °C	1,851.4 µS/cm	0.46 mg/L	1.46 NTU	-98.5 mV	14.00 ft	200.00 ml/min
2/20/2024 12:08 PM	55:00	6.63 pH	16.57 °C	1,873.4 µS/cm	0.45 mg/L	1.95 NTU	-117.1 mV	14.05 ft	200.00 ml/min

Samples

Sample ID:	Description:
HAM-PT-02	Grab.
HAM-AP2-FD-01	Grab.

Low-Flow Test Report:

Test Date / Time: 2/20/2024 9:59:57 AM
Project: Plant Hammond
Operator Name: Jacob Tracy

Location Name: PT-03 **Well Diameter: 2 in** **Casing Type: PVC** **Screen Length: 10 ft** **Top of Screen: 13.62 ft** **Total Depth: 23.62 ft** **Initial Depth to Water: 9.98 ft**	**Pump Type: Peristaltic** **Tubing Type: Polyethylene** **Pump Intake From TOC: 18.62 ft** **Estimated Total Volume Pumped: 7 liter** **Flow Cell Volume: 90 ml** **Final Flow Rate: 200 ml/min** **Final Draw Down: 0.37 ft**	**Instrument Used: Aqua TROLL 400** **Serial Number: 968202**

Test Notes:
Five bottles: Full App.III and IV (No RADs) and Major Ions.

Weather Conditions:
Sunny, clear.

Low-Flow Readings:

Date Time	Elapsed Time	pH	Temperature	Specific Conductivity	RDO Concentration	Turbidity	ORP	Depth to Water	Flow
		+/- 0.1	+/- 0.5	+/- 5 %	+/- 0.2	+/- 5	+/- 10	+/- 0.3	
2/20/2024 9:59 AM	00:00	5.34 pH	14.97 °C	1,569.8 µS/cm	0.43 mg/L	4.48 NTU	143.5 mV	10.28 ft	200.00 ml/min
2/20/2024 10:04 AM	05:00	5.30 pH	15.02 °C	1,588.1 µS/cm	0.36 mg/L	1.03 NTU	137.2 mV	10.34 ft	200.00 ml/min
2/20/2024 10:09 AM	10:00	5.25 pH	15.20 °C	1,640.1 µS/cm	0.31 mg/L	1.34 NTU	89.0 mV	10.36 ft	200.00 ml/min
2/20/2024 10:14 AM	15:00	5.22 pH	15.29 °C	1,669.8 µS/cm	0.31 mg/L	1.65 NTU	78.5 mV	10.35 ft	200.00 ml/min
2/20/2024 10:19 AM	20:00	5.20 pH	15.39 °C	1,695.7 µS/cm	0.33 mg/L	0.92 NTU	72.5 mV	10.35 ft	200.00 ml/min
2/20/2024 10:24 AM	25:00	5.18 pH	15.43 °C	1,714.6 µS/cm	0.30 mg/L	1.41 NTU	96.5 mV	10.35 ft	200.00 ml/min
2/20/2024 10:29 AM	30:00	5.15 pH	15.48 °C	1,765.2 µS/cm	0.28 mg/L	0.88 NTU	69.2 mV	10.35 ft	200.00 ml/min

Samples

Sample ID:	Description:
HAM-PT-03	Grab.

Low-Flow Test Report:

Test Date / Time: 2/21/2024 9:59:30 AM
Project: Plant Hammond
Operator Name: Jacob Tracy

Location Name: PT-04 **Well Diameter: 2 in** **Casing Type: PVC** **Screen Length: 10 ft** **Top of Screen: 24.07 ft** **Total Depth: 34.07 ft** **Initial Depth to Water: 13.96 ft**	**Pump Type: Peristaltic** **Tubing Type: Polyethylene** **Pump Intake From TOC: 29.07 ft** **Estimated Total Volume Pumped: 7 liter** **Flow Cell Volume: 90 ml** **Final Flow Rate: 200 ml/min** **Final Draw Down: 0.06 ft**	**Instrument Used: Aqua TROLL 400** **Serial Number: 968202**

Test Notes:
Five bottles: Full App.III and IV (No RADs) and Major Ions.

Weather Conditions:
Sunny, clear.

Low-Flow Readings:

Date Time	Elapsed Time	pH	Temperature	Specific Conductivity	RDO Concentration	Turbidity	ORP	Depth to Water	Flow
		+/- 0.1	+/- 0.5	+/- 5 %	+/- 0.2	+/- 5	+/- 10	+/- 0.3	
2/21/2024 9:59 AM	00:00	6.83 pH	16.92 °C	1,310.5 µS/cm	0.61 mg/L	14.60 NTU	-14.1 mV	14.02 ft	200.00 ml/min
2/21/2024 10:04 AM	05:00	6.76 pH	17.47 °C	1,369.1 µS/cm	0.44 mg/L	9.68 NTU	-10.2 mV	14.02 ft	200.00 ml/min
2/21/2024 10:09 AM	10:00	6.66 pH	17.67 °C	1,637.9 µS/cm	0.31 mg/L	5.09 NTU	-31.0 mV	14.02 ft	200.00 ml/min
2/21/2024 10:14 AM	15:00	6.68 pH	17.98 °C	1,843.7 µS/cm	0.28 mg/L	2.59 NTU	-50.1 mV	14.02 ft	200.00 ml/min
2/21/2024 10:19 AM	20:00	6.67 pH	18.16 °C	1,853.5 µS/cm	0.30 mg/L	1.93 NTU	-51.4 mV	14.02 ft	200.00 ml/min
2/21/2024 10:24 AM	25:00	6.67 pH	18.19 °C	1,857.6 µS/cm	0.29 mg/L	2.05 NTU	-51.8 mV	14.02 ft	200.00 ml/min
2/21/2024 10:29 AM	30:00	6.67 pH	18.29 °C	1,855.7 µS/cm	0.28 mg/L	1.54 NTU	-42.8 mV	14.02 ft	200.00 ml/min

Samples

Sample ID:	Description:
HAM-PT-04	Grab.

Low-Flow Test Report:

Test Date / Time: 2/20/2024 3:01:15 PM
Project: Plant Hammond
Operator Name: Jacob Tracy

Location Name: PT-05 **Well Diameter: 2 in** **Casing Type: PVC** **Screen Length: 10 ft** **Top of Screen: 25.39 ft** **Total Depth: 35.39 ft** **Initial Depth to Water: 14.21 ft**	**Pump Type: Peristaltic** **Tubing Type: Polyethylene** **Pump Intake From TOC: 30.39 ft** **Estimated Total Volume Pumped: 10 liter** **Flow Cell Volume: 90 ml** **Final Flow Rate: 200 ml/min** **Final Draw Down: 0.04 ft**	**Instrument Used: Aqua TROLL 400** **Serial Number: 968202**

Test Notes:
Five bottles: Full App.III and IV (No RADs) and Major Ions.

Weather Conditions:
Sunny, clear.

Low-Flow Readings:

Date Time	Elapsed Time	pH	Temperature	Specific Conductivity	RDO Concentration	Turbidity	ORP	Depth to Water	Flow
		+/- 0.1	+/- 0.5	+/- 5 %	+/- 0.2	+/- 5	+/- 10	+/- 0.3	
2/20/2024 3:01 PM	00:00	6.52 pH	19.15 °C	2,085.5 µS/cm	1.48 mg/L	3.73 NTU	113.2 mV	14.25 ft	200.00 ml/min
2/20/2024 3:06 PM	05:00	6.50 pH	19.06 °C	2,116.4 µS/cm	1.18 mg/L	3.52 NTU	119.1 mV	14.25 ft	200.00 ml/min
2/20/2024 3:11 PM	10:00	6.52 pH	19.18 °C	1,976.3 µS/cm	1.28 mg/L	2.52 NTU	107.4 mV	14.25 ft	200.00 ml/min
2/20/2024 3:16 PM	15:00	6.58 pH	19.27 °C	2,270.2 µS/cm	1.01 mg/L	2.75 NTU	42.6 mV	14.25 ft	200.00 ml/min
2/20/2024 3:21 PM	20:00	6.59 pH	19.05 °C	2,285.3 µS/cm	0.88 mg/L	0.75 NTU	31.0 mV	14.25 ft	200.00 ml/min
2/20/2024 3:26 PM	25:00	6.60 pH	19.25 °C	2,301.0 µS/cm	1.14 mg/L	1.52 NTU	27.1 mV	14.25 ft	200.00 ml/min
2/20/2024 3:31 PM	30:00	6.64 pH	18.83 °C	2,377.9 µS/cm	0.31 mg/L	1.71 NTU	30.4 mV	14.25 ft	200.00 ml/min
2/20/2024 3:36 PM	35:00	6.68 pH	18.82 °C	2,455.2 µS/cm	0.33 mg/L	1.63 NTU	15.1 mV	14.25 ft	200.00 ml/min
2/20/2024 3:41 PM	40:00	6.70 pH	18.87 °C	2,483.4 µS/cm	0.33 mg/L	0.75 NTU	14.9 mV	14.25 ft	200.00 ml/min

Samples

Sample ID:	Description:

HAM-PT-05	Grab.

Low-Flow Test Report:

Test Date / Time: 2/20/2024 5:02:06 PM
Project: Plant Hammond
Operator Name: Jacob Tracy

Location Name: PT-06 **Well Diameter: 2 in** **Casing Type: PVC** **Screen Length: 10 ft** **Top of Screen: 25.22 ft** **Total Depth: 35.22 ft** **Initial Depth to Water: 14.02 ft**	**Pump Type: Peristaltic** **Tubing Type: Polyethylene** **Pump Intake From TOC: 30.22 ft** **Estimated Total Volume Pumped: 9 liter** **Flow Cell Volume: 90 ml** **Final Flow Rate: 200 ml/min** **Final Draw Down: 0.08 ft**	**Instrument Used: Aqua TROLL 400** **Serial Number: 968202**

Test Notes:
Five bottles: Full App.III and IV (No RADs) and Major Ions.

Weather Conditions:
Sunny, clear.

Low-Flow Readings:

Date Time	Elapsed Time	pH	Temperature	Specific Conductivity	RDO Concentration	Turbidity	ORP	Depth to Water	Flow
		+/- 0.1	+/- 0.5	+/- 5 %	+/- 0.2	+/- 5	+/- 10	+/- 0.3	
2/20/2024 5:02 PM	00:00	6.46 pH	17.13 °C	1,900.4 µS/cm	0.56 mg/L	50.00 NTU	41.8 mV	14.02 ft	200.00 ml/min
2/20/2024 5:07 PM	05:00	6.47 pH	17.09 °C	1,817.0 µS/cm	0.43 mg/L	42.70 NTU	47.0 mV	14.02 ft	200.00 ml/min
2/20/2024 5:12 PM	10:00	6.49 pH	17.03 °C	1,850.5 µS/cm	0.36 mg/L	26.50 NTU	53.5 mV	14.02 ft	200.00 ml/min
2/20/2024 5:17 PM	15:00	6.57 pH	17.09 °C	2,001.2 µS/cm	0.27 mg/L	13.90 NTU	16.0 mV	14.02 ft	200.00 ml/min
2/20/2024 5:22 PM	20:00	6.62 pH	17.26 °C	2,088.5 µS/cm	0.36 mg/L	6.10 NTU	-3.0 mV	14.02 ft	200.00 ml/min
2/20/2024 5:27 PM	25:00	6.62 pH	17.30 °C	2,101.1 µS/cm	0.25 mg/L	5.72 NTU	-6.3 mV	14.02 ft	200.00 ml/min
2/20/2024 5:32 PM	30:00	6.62 pH	17.22 °C	2,093.7 µS/cm	0.24 mg/L	7.30 NTU	-5.0 mV	14.02 ft	200.00 ml/min
2/20/2024 5:37 PM	35:00	6.63 pH	17.26 °C	2,101.5 µS/cm	0.25 mg/L	6.42 NTU	-5.7 mV	14.10 ft	200.00 ml/min
2/20/2024 5:42 PM	40:00	6.63 pH	17.19 °C	2,121.6 µS/cm	0.25 mg/L	4.46 NTU	-9.1 mV	14.10 ft	200.00 ml/min

Samples

Sample ID:	Description:

HAM-PT-06	Grab.

CALIBRATION REPORTS

Site Name: Plant Hammond

Calibrated By: Jacob Tracy

Field Instrumentation Calibration Form

Date: 07/19/2024

Field Conditions: Sunny, Clear

Instrument	Manufactuer/ Model	Serial Number
Water Quality Meter	In-situ	968300
Turbidity Meter	Hach	22096000239

Calibration Standard Information				
Parameter	Standard	Lot #	Date of Expiration	Brand
Specific Conductance (µS/cm)	4,490	24000044	05/24	A+R
pH (SU)	4.00	✓	✓	
pH (SU)	7.00	22290139	04/24	A+R
pH (SU)	10.00	22110130	04/24	A+R
D.O. (%)	N/A	—	—	—
ORP (mV)	228.0	24000258	06/24	A+R

Calibration					
Time Start 830		Time Finish 845			
Parameter	Standard	Calibration Value	Calibration Solution Temperature (°C)	Acceptance Criteria	Reference
Specific Conductance (µS/cm)	4,490	4490	1.68	± 10% of standard	EPA 2023
pH (SU)	4.00	4.0	1.58	± 0.1	GWMP
pH (SU)	7.00	7.0	2.00	± 0.1	GWMP
pH (SU)	10.00	10.0	2.13	± 0.1	GWMP
D.O. (%)	N/A	100%	3.24	± 10%	NA
ORP (mV)	228.0	228.0	2.14	± 10	EPA 2023

	Standard	Calibration Value	Acceptance Criteria	Reference
Turbidity (NTU)	~~07-19-24~~	—	± 10% of standard	EPA 2023
	20	21.4		
	100	105		
	800	806		

Calibration Check					
Time Start		Time Finish			
Parameter	Standard	Calibration Value	Calibration Solution Temperature (°C)	Acceptance Criteria	Reference
Specific Conductance (µS/cm)	4,490			± 10% of standard	EPA 2023
pH (SU)	4.00			± 0.1	GWMP
pH (SU)	7.00			± 0.1	GWMP
pH (SU)	10.00			± 0.1	GWMP

	Standard	Calibration Value	Acceptance Criteria	Reference
Turbidity (NTU)			± 10% of standard	EPA 2023

Notes:

Site Name: Plant Hammond

Field Instrumentation Calibration Form

Date: 2-20-2024

Calibrated By: A. Szwast

Field Conditions: Sunny, 60°F

Instrument	Manufactuer/ Model	Serial Number
Water Quality Meter	Insitu AT400	843285
Turbidity Meter	2100Q HACH	14080C032447

Calibration Standard Information				
Parameter	Standard	Lot #	Date of Expiration	Brand
Specific Conductance (µS/cm)	4,490	24000044	05/2024	AIR
pH (SU)	4.00	24000044	05/2024	AIR
pH (SU)	7.00	22290139	04/2024	AIR
pH (SU)	10.00	22110130	04/2024	AIR
D.O. (%)	N/A	—	—	—
ORP (mV)	228.0	24002258	06/2024	AIR

Calibration					
Time Start 1645		Time Finish 1710			
Parameter	Standard	Calibration Value	Calibration Solution Temperature (°C)	Acceptance Criteria	Reference
Specific Conductance (µS/cm)	4,490	4670.6	19.04	± 10% of standard	EPA 2023
pH (SU)	4.00	3.95	19.17	± 0.1	GWMP
pH (SU)	7.00	6.96	20.23	± 0.1	GWMP
pH (SU)	10.00	9.94	18.95	± 0.1	GWMP
D.O. (%)	N/A	100.0	17.29	± 10%	NA
ORP (mV)	228.0	208.8	19.17	± 10	EPA 2023

	Standard	Calibration Value	Acceptance Criteria	Reference
Turbidity (NTU)	20	20.0	± 10% of standard	EPA 2023
	100	102		
	800	799		
	10.0	9.89		

Calibration Check					
Time Start		Time Finish			
Parameter	Standard	Calibration Value	Calibration Solution Temperature (°C)	Acceptance Criteria	Reference
Specific Conductance (µS/cm)	4,490			± 10% of standard	EPA 2023
pH (SU)	4.00			± 0.1	GWMP
pH (SU)	7.00			± 0.1	GWMP
pH (SU)	10.00			± 0.1	GWMP

	Standard	Calibration Value	Acceptance Criteria	Reference
Turbidity (NTU)			± 10% of standard	EPA 2023

Notes:

Site Name: Plant Hammond

Calibrated By: Jacob Tracy

Field Instrumentation Calibration Form

Date: 02/20/24

Field Conditions: Sunny, Clear

Instrument	Manufactuer/ Model	Serial Number
Water Quality Meter	In-situ	968202
Turbidity Meter	Hach	22090200239

Calibration Standard Information				
Parameter	Standard	Lot #	Date of Expiration	Brand
Specific Conductance (µS/cm)	4,490	240000 04	05/24	AIR
pH (SU)	4.00	✓	✓	AIR
pH (SU)	7.00	22290134	04/24	AIR
pH (SU)	10.00	22110130	04/2024	AIR
D.O. (%)	N/A	~~[illegible]~~	~~[illegible]~~	—
ORP (mV)	228.0	240025B	06/24	AIR

Calibration					
Time Start 815		Time Finish 845			
Parameter	Standard	Calibration Value	Calibration Solution Temperature (°C)	Acceptance Criteria	Reference
Specific Conductance (µS/cm)	4,490	4490	8.86	± 10% of standard	EPA 2023
pH (SU)	4.00	4.0	8.84	± 0.1	GWMP
pH (SU)	7.00	7.0	8.45	± 0.1	GWMP
pH (SU)	10.00	10.0	8.15	± 0.1	GWMP
D.O. (%)	N/A	100	7.52	± 10%	NA
ORP (mV)	228.0	228	7.98	± 10	EPA 2023

	Standard	Calibration Value	Acceptance Criteria	Reference
Turbidity (NTU)	20	21.7	± 10% of standard	EPA 2023
	100	108		
	800	845		

Calibration Check					
Time Start		Time Finish			
Parameter	Standard	Calibration Value	Calibration Solution Temperature (°C)	Acceptance Criteria	Reference
Specific Conductance (µS/cm)	4,490			± 10% of standard	EPA 2023
pH (SU)	4.00			± 0.1	GWMP
pH (SU)	7.00			± 0.1	GWMP
pH (SU)	10.00			± 0.1	GWMP

	Standard	Calibration Value	Acceptance Criteria	Reference
Turbidity (NTU)			± 10% of standard	EPA 2023

Notes:

Site Name: Plant Hammond

Field Instrumentation Calibration Form

Date: 02/21/2024

Calibrated By: Jacob Truly

Field Conditions: Sunny, clear

Instrument	Manufactuer/ Model	Serial Number
Water Quality Meter	In-Situ	968 202
Turbidity Meter	Hach	22090 D 000239

Calibration Standard Information				
Parameter	Standard	Lot #	Date of Expiration	Brand
Specific Conductance (µS/cm)	4,490	24000244	05/24	AEC
pH (SU)	4.00	↓	↓	↓
pH (SU)	7.00	22290139	04/24	
pH (SU)	10.00	22110130	04/24	
D.O. (%)	N/A	—	—	
ORP (mV)	228.0	24002258	06/24	

Calibration					
Time Start 815		Time Finish 845			
Parameter	Standard	Calibration Value	Calibration Solution Temperature (°C)	Acceptance Criteria	Reference
Specific Conductance (µS/cm)	4,490	4490	7.31	± 10% of standard	EPA 2023
pH (SU)	4.00	4.0	7.36	± 0.1	GWMP
pH (SU)	7.00	7.0	7.63	± 0.1	GWMP
pH (SU)	10.00	10.00	7.74	± 0.1	GWMP
D.O. (%)	N/A	100.0	6.53	± 10%	NA
ORP (mV)	228.0	228	7.51	± 10	EPA 2023

	Standard	Calibration Value	Acceptance Criteria	Reference
Turbidity (NTU)	20	22	± 10% of standard	EPA 2023
	100	90.9		
	800	799		
	—	—		

Calibration Check					
Time Start		Time Finish			
Parameter	Standard	Calibration Value	Calibration Solution Temperature (°C)	Acceptance Criteria	Reference
Specific Conductance (µS/cm)	4,490			± 10% of standard	EPA 2023
pH (SU)	4.00			± 0.1	GWMP
pH (SU)	7.00			± 0.1	GWMP
pH (SU)	10.00			± 0.1	GWMP

	Standard	Calibration Value	Acceptance Criteria	Reference
Turbidity (NTU)			± 10% of standard	EPA 2023

Notes:

May 2024

LABORATORY ANALYTICAL RESULTS

Pace Analytical Services, LLC
9800 Kincey Ave. Suite 100
Huntersville, NC 28078
(704)875-9092

May 24, 2024

Kristen Jurinko
Southern Company
241 Ralph McGill Blvd NE
Bin 10160
Atlanta, GA 30308

RE: Project: Hammond AP-2
Pace Project No.: 92730671

Dear Kristen Jurinko:

Enclosed are the analytical results for sample(s) received by the laboratory on May 14, 2024. The results relate only to the samples included in this report. Results reported herein conform to the applicable TNI/NELAC Standards and the laboratory's Quality Manual, where applicable, unless otherwise noted in the body of the report.

The test results provided in this final report were generated by each of the following laboratories within the Pace Network:

- Pace Analytical Services - Asheville
- Pace Analytical Services - Peachtree Corners, GA

If you have any questions concerning this report, please feel free to contact me.

Sincerely,

Bonnie Vang

Bonnie Vang
bonnie.vang@pacelabs.com
704-977-0968
Project Manager

Enclosures

cc: Kip Gray, Geosyntec
Christine Hug, Geosyntec Consultants, Inc.
Thomas Kessler, Geosyntec Consultants
Whitney Law, Geosyntec Consultants
Laura Midkiff, Southern Company
Caroline Nelson, Geosyntec Consultants, Inc
Anthony Szwast, Geosyntec Consultants

This report shall not be reproduced, except in full,
without the written consent of Pace Analytical Services, LLC.

Pace Analytical Services, LLC
9800 Kincey Ave. Suite 100
Huntersville, NC 28078
(704)875-9092

CERTIFICATIONS

Project: Hammond AP-2
Pace Project No.: 92730671

Pace Analytical Services Asheville
2225 Riverside Drive, Asheville, NC 28804
Florida/NELAP Certification #: E87648
North Carolina Drinking Water Certification #: 37712
North Carolina Wastewater Certification #: 40
South Carolina Laboratory ID: 99030
South Carolina Certification #: 99030001
Virginia/VELAP Certification #: 460222

Pace Analytical Services Peachtree Corners
110 Technology Pkwy, Peachtree Corners, GA 30092
Florida DOH Certification #: E87315
Georgia DW Inorganics Certification #: 812
North Carolina Certification #: 381
South Carolina Certification #: 98011001
Virginia Certification #: 460204

This report shall not be reproduced, except in full,
without the written consent of Pace Analytical Services, LLC.

Pace Analytical Services, LLC
9800 Kincey Ave. Suite 100
Huntersville, NC 28078
(704)875-9092

SAMPLE SUMMARY

Project: Hammond AP-2
Pace Project No.: 92730671

Lab ID	Sample ID	Matrix	Date Collected	Date Received
92730671001	**HAM-PT-01**	Water	05/13/24 09:54	05/14/24 12:45
92730671002	**HAM-PT-02**	Water	05/13/24 11:07	05/14/24 12:45
92730671003	**HAM-PT-03**	Water	05/13/24 12:24	05/14/24 12:45
92730671004	**HAM-PT-04**	Water	05/13/24 14:45	05/14/24 12:45
92730671005	**HAM-PT-05**	Water	05/13/24 15:54	05/14/24 12:45
92730671006	**HAM-PT-06**	Water	05/13/24 17:18	05/14/24 12:45
92730671007	**HAM-AP2-EB-01**	Water	05/13/24 17:45	05/14/24 12:45
92730671008	**HAM-AP2-FB-01**	Water	05/13/24 17:37	05/14/24 12:45
92730671009	**HAM-AP2-FD-01**	Water	05/13/24 00:00	05/14/24 12:45

This report shall not be reproduced, except in full,
without the written consent of Pace Analytical Services, LLC.

Pace Analytical Services, LLC
9800 Kincey Ave. Suite 100
Huntersville, NC 28078
(704)875-9092

SAMPLE ANALYTE COUNT

Project: Hammond AP-2
Pace Project No.: 92730671

Lab ID	Sample ID	Method	Analysts	Analytes Reported
92730671001	**HAM-PT-01**	EPA 6010D	AJM	6
		EPA 6020B	CW1	13
		EPA 7470A	VB	1
		SM 2540C-2015	DL1	1
		SM 2320B-2011	SMS	3
		SM 4500-S2D-2011	JP1	1
		EPA 300.0 Rev 2.1 1993	JCM	3
92730671002	**HAM-PT-02**	EPA 6010D	AJM	6
		EPA 6020B	CW1	13
		EPA 7470A	VB	1
		SM 2540C-2015	DL1	1
		SM 2320B-2011	SMS	3
		SM 4500-S2D-2011	JP1	1
		EPA 300.0 Rev 2.1 1993	JCM	3
92730671003	**HAM-PT-03**	EPA 6010D	AJM	6
		EPA 6020B	CW1	13
		EPA 7470A	VB	1
		SM 2540C-2015	DL1	1
		SM 2320B-2011	SMS	3
		SM 4500-S2D-2011	JP1	1
		EPA 300.0 Rev 2.1 1993	JCM	3
92730671004	**HAM-PT-04**	EPA 6010D	AJM	6
		EPA 6020B	CW1	13
		EPA 7470A	VB	1
		SM 2540C-2015	DL1	1
		SM 2320B-2011	SMS	3
		SM 4500-S2D-2011	JP1	1
		EPA 300.0 Rev 2.1 1993	JCM	3
92730671005	**HAM-PT-05**	EPA 6010D	AJM	6
		EPA 6020B	CW1	13
		EPA 7470A	VB	1
		SM 2540C-2015	DL1	1
		SM 2320B-2011	SMS	3
		SM 4500-S2D-2011	JP1	1
		EPA 300.0 Rev 2.1 1993	JCM	3
92730671006	**HAM-PT-06**	EPA 6010D	AJM	6
		EPA 6020B	CW1	13

This report shall not be reproduced, except in full,
without the written consent of Pace Analytical Services, LLC.

Pace Analytical Services, LLC
9800 Kincey Ave. Suite 100
Huntersville, NC 28078
(704)875-9092

SAMPLE ANALYTE COUNT

Project: Hammond AP-2
Pace Project No.: 92730671

Lab ID	Sample ID	Method	Analysts	Analytes Reported
		EPA 7470A	VB	1
		SM 2540C-2015	DL1	1
		SM 2320B-2011	SMS	3
		SM 4500-S2D-2011	JP1	1
		EPA 300.0 Rev 2.1 1993	JCM	3
92730671007	**HAM-AP2-EB-01**	EPA 6010D	AJM	6
		EPA 6020B	CW1, MT1	13
		EPA 7470A	VB	1
		SM 2540C-2015	DL1	1
		SM 2320B-2011	SMS	3
		SM 4500-S2D-2011	JP1	1
		EPA 300.0 Rev 2.1 1993	JCM	3
92730671008	**HAM-AP2-FB-01**	EPA 6010D	AJM	6
		EPA 6020B	CW1	13
		EPA 7470A	VB	1
		SM 2540C-2015	DL1	1
		SM 2320B-2011	SMS	3
		SM 4500-S2D-2011	JP1	1
		EPA 300.0 Rev 2.1 1993	JCM	3
92730671009	**HAM-AP2-FD-01**	EPA 6010D	AJM	6
		EPA 6020B	CW1	13
		EPA 7470A	VB	1
		SM 2540C-2015	DL1	1
		SM 2320B-2011	SMS	3
		SM 4500-S2D-2011	JP1	1
		EPA 300.0 Rev 2.1 1993	JCM	3

PASI-A = Pace Analytical Services - Asheville
PASI-GA = Pace Analytical Services - Peachtree Corners, GA

This report shall not be reproduced, except in full,
without the written consent of Pace Analytical Services, LLC.

Pace Analytical Services, LLC
9800 Kincey Ave. Suite 100
Huntersville, NC 28078
(704)875-9092

SUMMARY OF DETECTION

Project: Hammond AP-2
Pace Project No.: 92730671

Lab Sample ID Method	Client Sample ID Parameters	Result	Units	Report Limit	Analyzed	Qualifiers
92730671001	**HAM-PT-01**					
EPA 6010D	Potassium	19.2	mg/L	0.50	05/20/24 22:19	
EPA 6010D	Calcium	63.3	mg/L	1.0	05/20/24 22:19	
EPA 6010D	Magnesium	7.6	mg/L	0.050	05/20/24 22:19	
EPA 6010D	Iron	4.1	mg/L	0.040	05/22/24 18:39	
EPA 6010D	Manganese	1.4	mg/L	0.040	05/22/24 18:39	
EPA 6010D	Sodium	41.0	mg/L	1.0	05/22/24 18:39	
EPA 6020B	Arsenic	0.0017J	mg/L	0.0050	05/21/24 15:40	B
EPA 6020B	Barium	0.027	mg/L	0.0050	05/21/24 15:40	
EPA 6020B	Boron	1.8	mg/L	0.040	05/21/24 15:40	
EPA 6020B	Cobalt	0.0051	mg/L	0.0050	05/21/24 15:40	
SM 2540C-2015	Total Dissolved Solids	399	mg/L	25.0	05/15/24 12:29	
SM 2320B-2011	Alkalinity,Bicarbonate (CaCO3)	143	mg/L	5.0	05/22/24 16:01	
SM 2320B-2011	Alkalinity, Total as CaCO3	143	mg/L	5.0	05/22/24 16:01	
SM 4500-S2D-2011	Sulfide	0.044J	mg/L	0.10	05/16/24 06:01	
EPA 300.0 Rev 2.1 1993	Chloride	13.5	mg/L	1.0	05/15/24 03:52	
EPA 300.0 Rev 2.1 1993	Fluoride	0.20	mg/L	0.10	05/15/24 03:52	
EPA 300.0 Rev 2.1 1993	Sulfate	134	mg/L	3.0	05/15/24 12:31	
92730671002	**HAM-PT-02**					
EPA 6010D	Potassium	5.3	mg/L	0.50	05/20/24 22:22	M1
EPA 6010D	Calcium	218	mg/L	1.0	05/20/24 22:22	M1
EPA 6010D	Magnesium	23.8	mg/L	0.050	05/20/24 22:22	M1
EPA 6010D	Iron	7.9	mg/L	0.040	05/22/24 18:42	M1
EPA 6010D	Manganese	9.2	mg/L	0.040	05/22/24 18:42	M1
EPA 6010D	Sodium	209	mg/L	1.0	05/22/24 18:42	M1
EPA 6020B	Antimony	0.0011J	mg/L	0.0030	05/21/24 15:54	
EPA 6020B	Arsenic	0.0016J	mg/L	0.0050	05/21/24 15:54	B
EPA 6020B	Barium	0.040	mg/L	0.0050	05/21/24 15:54	
EPA 6020B	Boron	5.4	mg/L	0.040	05/21/24 15:54	
EPA 6020B	Cobalt	0.027	mg/L	0.0050	05/21/24 15:54	
SM 2540C-2015	Total Dissolved Solids	1460	mg/L	50.0	05/15/24 12:30	
SM 2320B-2011	Alkalinity,Bicarbonate (CaCO3)	263	mg/L	5.0	05/22/24 16:09	
SM 2320B-2011	Alkalinity, Total as CaCO3	263	mg/L	5.0	05/22/24 16:09	
EPA 300.0 Rev 2.1 1993	Chloride	112	mg/L	14.0	05/15/24 12:46	
EPA 300.0 Rev 2.1 1993	Fluoride	0.12	mg/L	0.10	05/15/24 04:07	
EPA 300.0 Rev 2.1 1993	Sulfate	690	mg/L	14.0	05/15/24 12:46	
92730671003	**HAM-PT-03**					
EPA 6010D	Potassium	5.4	mg/L	0.50	05/20/24 22:36	
EPA 6010D	Calcium	242	mg/L	1.0	05/20/24 22:36	
EPA 6010D	Magnesium	24.0	mg/L	0.050	05/20/24 22:36	
EPA 6010D	Manganese	4.7	mg/L	0.040	05/22/24 18:53	
EPA 6010D	Sodium	42.9	mg/L	1.0	05/22/24 18:53	
EPA 6020B	Arsenic	0.0028J	mg/L	0.0050	05/21/24 15:58	B
EPA 6020B	Barium	0.019	mg/L	0.0050	05/21/24 15:58	
EPA 6020B	Beryllium	0.0015	mg/L	0.00050	05/21/24 15:58	
EPA 6020B	Boron	5.9	mg/L	0.040	05/21/24 15:58	
EPA 6020B	Cadmium	0.00051	mg/L	0.00050	05/21/24 15:58	

This report shall not be reproduced, except in full,
without the written consent of Pace Analytical Services, LLC.

Pace Analytical Services, LLC
9800 Kincey Ave. Suite 100
Huntersville, NC 28078
(704)875-9092

SUMMARY OF DETECTION

Project: Hammond AP-2
Pace Project No.: 92730671

Lab Sample ID Method	Client Sample ID Parameters	Result	Units	Report Limit	Analyzed	Qualifiers
92730671003	**HAM-PT-03**					
EPA 6020B	Cobalt	0.075	mg/L	0.0050	05/21/24 15:58	
EPA 6020B	Lead	0.0012	mg/L	0.0010	05/21/24 15:58	
EPA 6020B	Selenium	0.0078	mg/L	0.0050	05/21/24 15:58	
SM 2540C-2015	Total Dissolved Solids	1230	mg/L	50.0	05/15/24 12:30	
SM 2320B-2011	Alkalinity,Bicarbonate (CaCO3)	9.2	mg/L	5.0	05/22/24 16:18	
SM 2320B-2011	Alkalinity, Total as CaCO3	9.2	mg/L	5.0	05/22/24 16:18	
EPA 300.0 Rev 2.1 1993	Chloride	91.0	mg/L	1.0	05/15/24 04:21	
EPA 300.0 Rev 2.1 1993	Fluoride	0.48	mg/L	0.10	05/15/24 04:21	
EPA 300.0 Rev 2.1 1993	Sulfate	656	mg/L	13.0	05/15/24 13:01	
92730671004	**HAM-PT-04**					
EPA 6010D	Potassium	7.6	mg/L	0.50	05/20/24 22:40	
EPA 6010D	Calcium	257	mg/L	1.0	05/20/24 22:40	
EPA 6010D	Magnesium	21.1	mg/L	0.050	05/20/24 22:40	
EPA 6010D	Iron	5.2	mg/L	0.040	05/22/24 18:57	
EPA 6010D	Manganese	13.3	mg/L	0.040	05/22/24 18:57	
EPA 6010D	Sodium	125	mg/L	1.0	05/22/24 18:57	
EPA 6020B	Arsenic	0.0058	mg/L	0.0050	05/21/24 16:02	B
EPA 6020B	Barium	0.035	mg/L	0.0050	05/21/24 16:02	
EPA 6020B	Boron	6.6	mg/L	0.040	05/21/24 16:02	
EPA 6020B	Cobalt	0.039	mg/L	0.0050	05/21/24 16:02	
EPA 6020B	Lithium	0.0028J	mg/L	0.030	05/21/24 16:02	
EPA 6020B	Molybdenum	0.00072J	mg/L	0.010	05/21/24 16:02	
EPA 6020B	Thallium	0.00046J	mg/L	0.0010	05/21/24 16:02	
SM 2540C-2015	Total Dissolved Solids	1320	mg/L	50.0	05/15/24 12:30	
SM 2320B-2011	Alkalinity,Bicarbonate (CaCO3)	343	mg/L	5.0	05/22/24 16:24	
SM 2320B-2011	Alkalinity, Total as CaCO3	343	mg/L	5.0	05/22/24 16:24	
EPA 300.0 Rev 2.1 1993	Chloride	123	mg/L	10.0	05/15/24 13:15	
EPA 300.0 Rev 2.1 1993	Fluoride	0.081J	mg/L	0.10	05/15/24 05:45	
EPA 300.0 Rev 2.1 1993	Sulfate	462	mg/L	10.0	05/15/24 13:15	
92730671005	**HAM-PT-05**					
EPA 6010D	Sodium	389	mg/L	5.0	05/21/24 19:42	
EPA 6010D	Iron	0.40	mg/L	0.040	05/22/24 19:00	
EPA 6010D	Manganese	3.1	mg/L	0.040	05/22/24 19:00	
EPA 6010D	Potassium	4.7	mg/L	0.50	05/20/24 22:44	
EPA 6010D	Calcium	167	mg/L	1.0	05/20/24 22:44	
EPA 6010D	Magnesium	17.3	mg/L	0.050	05/20/24 22:44	
EPA 6020B	Barium	0.034	mg/L	0.0050	05/21/24 16:06	
EPA 6020B	Boron	5.3	mg/L	0.040	05/21/24 16:06	
EPA 6020B	Cadmium	0.00010J	mg/L	0.00050	05/21/24 16:06	
EPA 6020B	Cobalt	0.012	mg/L	0.0050	05/21/24 16:06	
EPA 6020B	Lithium	0.0032J	mg/L	0.030	05/21/24 16:06	
EPA 6020B	Molybdenum	0.00086J	mg/L	0.010	05/21/24 16:06	
SM 2540C-2015	Total Dissolved Solids	1600	mg/L	50.0	05/15/24 12:30	
SM 2320B-2011	Alkalinity,Bicarbonate (CaCO3)	766	mg/L	5.0	05/22/24 18:57	
SM 2320B-2011	Alkalinity, Total as CaCO3	766	mg/L	5.0	05/22/24 18:57	
EPA 300.0 Rev 2.1 1993	Chloride	104	mg/L	9.0	05/15/24 13:30	

This report shall not be reproduced, except in full,
without the written consent of Pace Analytical Services, LLC.

Pace Analytical Services, LLC
9800 Kincey Ave. Suite 100
Huntersville, NC 28078
(704)875-9092

SUMMARY OF DETECTION

Project: Hammond AP-2
Pace Project No.: 92730671

Lab Sample ID Method	Client Sample ID Parameters	Result	Units	Report Limit	Analyzed	Qualifiers
92730671005	**HAM-PT-05**					
EPA 300.0 Rev 2.1 1993	Fluoride	0.079J	mg/L	0.10	05/15/24 06:00	
EPA 300.0 Rev 2.1 1993	Sulfate	452	mg/L	9.0	05/15/24 13:30	
92730671006	**HAM-PT-06**					
EPA 6010D	Sodium	146	mg/L	1.0	05/21/24 19:46	
EPA 6010D	Iron	0.94	mg/L	0.040	05/22/24 19:03	
EPA 6010D	Manganese	12.3	mg/L	0.040	05/22/24 19:03	
EPA 6010D	Potassium	6.2	mg/L	0.50	05/20/24 22:54	
EPA 6010D	Calcium	244	mg/L	1.0	05/20/24 22:54	
EPA 6010D	Magnesium	20.3	mg/L	0.050	05/20/24 22:54	
EPA 6020B	Arsenic	0.0021J	mg/L	0.0050	05/21/24 16:22	B
EPA 6020B	Barium	0.030	mg/L	0.0050	05/21/24 16:22	
EPA 6020B	Boron	6.9	mg/L	0.040	05/21/24 16:22	
EPA 6020B	Cadmium	0.00015J	mg/L	0.00050	05/21/24 16:22	
EPA 6020B	Cobalt	0.028	mg/L	0.0050	05/21/24 16:22	
EPA 6020B	Lithium	0.0038J	mg/L	0.030	05/21/24 16:22	
SM 2540C-2015	Total Dissolved Solids	1420	mg/L	50.0	05/15/24 12:30	
SM 2320B-2011	Alkalinity,Bicarbonate (CaCO3)	342	mg/L	5.0	05/22/24 19:06	
SM 2320B-2011	Alkalinity, Total as CaCO3	342	mg/L	5.0	05/22/24 19:06	
EPA 300.0 Rev 2.1 1993	Chloride	136	mg/L	10.0	05/15/24 13:44	
EPA 300.0 Rev 2.1 1993	Fluoride	0.063J	mg/L	0.10	05/15/24 06:15	
EPA 300.0 Rev 2.1 1993	Sulfate	505	mg/L	10.0	05/15/24 13:44	
92730671007	**HAM-AP2-EB-01**					
EPA 6010D	Potassium	0.18J	mg/L	0.50	05/20/24 22:58	
92730671008	**HAM-AP2-FB-01**					
EPA 6020B	Boron	0.018J	mg/L	0.040	05/21/24 16:29	
SM 2540C-2015	Total Dissolved Solids	53.0	mg/L	25.0	05/15/24 12:31	
92730671009	**HAM-AP2-FD-01**					
EPA 6010D	Potassium	18.9	mg/L	0.50	05/20/24 23:06	
EPA 6010D	Calcium	63.2	mg/L	1.0	05/20/24 23:06	
EPA 6010D	Magnesium	7.6	mg/L	0.050	05/20/24 23:06	
EPA 6010D	Iron	4.1	mg/L	0.040	05/22/24 19:22	
EPA 6010D	Manganese	1.4	mg/L	0.040	05/22/24 19:22	
EPA 6010D	Sodium	41.7	mg/L	1.0	05/22/24 19:22	
EPA 6020B	Barium	0.027	mg/L	0.0050	05/21/24 16:33	
EPA 6020B	Boron	1.7	mg/L	0.040	05/21/24 16:33	
EPA 6020B	Cobalt	0.0050	mg/L	0.0050	05/21/24 16:33	
SM 2540C-2015	Total Dissolved Solids	399	mg/L	25.0	05/15/24 12:31	
SM 2320B-2011	Alkalinity,Bicarbonate (CaCO3)	144	mg/L	5.0	05/22/24 17:04	
SM 2320B-2011	Alkalinity, Total as CaCO3	144	mg/L	5.0	05/22/24 17:04	
EPA 300.0 Rev 2.1 1993	Chloride	13.5	mg/L	1.0	05/15/24 06:30	
EPA 300.0 Rev 2.1 1993	Fluoride	0.17	mg/L	0.10	05/15/24 06:30	
EPA 300.0 Rev 2.1 1993	Sulfate	136	mg/L	3.0	05/15/24 13:59	M1

This report shall not be reproduced, except in full,
without the written consent of Pace Analytical Services, LLC.

Pace Analytical Services, LLC
9800 Kincey Ave. Suite 100
Huntersville, NC 28078
(704)875-9092

ANALYTICAL RESULTS

Project: Hammond AP-2
Pace Project No.: 92730671

Sample: HAM-PT-01 **Lab ID: 92730671001** Collected: 05/13/24 09:54 Received: 05/14/24 12:45 Matrix: Water

Parameters	Results	Units	Report Limit	MDL	DF	Prepared	Analyzed	CAS No.	Qual
6010D ATL ICP	Analytical Method: EPA 6010D Preparation Method: EPA 3010A Pace Analytical Services - Peachtree Corners, GA								
Potassium	**19.2**	mg/L	0.50	0.15	1	05/15/24 14:33	05/20/24 22:19	7440-09-7	
Calcium	**63.3**	mg/L	1.0	0.12	1	05/15/24 14:33	05/20/24 22:19	7440-70-2	
Magnesium	**7.6**	mg/L	0.050	0.012	1	05/15/24 14:33	05/20/24 22:19	7439-95-4	
Iron	**4.1**	mg/L	0.040	0.025	1	05/15/24 14:33	05/22/24 18:39	7439-89-6	
Manganese	**1.4**	mg/L	0.040	0.011	1	05/15/24 14:33	05/22/24 18:39	7439-96-5	
Sodium	**41.0**	mg/L	1.0	0.58	1	05/15/24 14:33	05/22/24 18:39	7440-23-5	
6020 MET ICPMS	Analytical Method: EPA 6020B Preparation Method: EPA 3005A Pace Analytical Services - Peachtree Corners, GA								
Antimony	ND	mg/L	0.0030	0.00054	1	05/15/24 14:21	05/21/24 15:40	7440-36-0	
Arsenic	**0.0017J**	mg/L	0.0050	0.00084	1	05/15/24 14:21	05/21/24 15:40	7440-38-2	B
Barium	**0.027**	mg/L	0.0050	0.00047	1	05/15/24 14:21	05/21/24 15:40	7440-39-3	
Beryllium	ND	mg/L	0.00050	0.000094	1	05/15/24 14:21	05/21/24 15:40	7440-41-7	
Boron	**1.8**	mg/L	0.040	0.012	1	05/15/24 14:21	05/21/24 15:40	7440-42-8	
Cadmium	ND	mg/L	0.00050	0.00010	1	05/15/24 14:21	05/21/24 15:40	7440-43-9	
Chromium	ND	mg/L	0.0050	0.0019	1	05/15/24 14:21	05/21/24 15:40	7440-47-3	
Cobalt	**0.0051**	mg/L	0.0050	0.00032	1	05/15/24 14:21	05/21/24 15:40	7440-48-4	
Lead	ND	mg/L	0.0010	0.00016	1	05/15/24 14:21	05/21/24 15:40	7439-92-1	
Lithium	ND	mg/L	0.030	0.0016	1	05/15/24 14:21	05/21/24 15:40	7439-93-2	
Molybdenum	ND	mg/L	0.010	0.00062	1	05/15/24 14:21	05/21/24 15:40	7439-98-7	
Selenium	ND	mg/L	0.0050	0.00096	1	05/15/24 14:21	05/21/24 15:40	7782-49-2	
Thallium	ND	mg/L	0.0010	0.00038	1	05/15/24 14:21	05/21/24 15:40	7440-28-0	
7470 Mercury	Analytical Method: EPA 7470A Preparation Method: EPA 7470A Pace Analytical Services - Peachtree Corners, GA								
Mercury	ND	mg/L	0.00020	0.00013	1	05/20/24 11:30	05/20/24 14:14	7439-97-6	
2540C Total Dissolved Solids	Analytical Method: SM 2540C-2015 Pace Analytical Services - Peachtree Corners, GA								
Total Dissolved Solids	**399**	mg/L	25.0	25.0	1		05/15/24 12:29		
2320B Alkalinity	Analytical Method: SM 2320B-2011 Pace Analytical Services - Asheville								
Alkalinity,Bicarbonate (CaCO3)	**143**	mg/L	5.0	5.0	1		05/22/24 16:01		
Alkalinity,Carbonate (CaCO3)	ND	mg/L	5.0	5.0	1		05/22/24 16:01		
Alkalinity, Total as CaCO3	**143**	mg/L	5.0	5.0	1		05/22/24 16:01		
4500S2D Sulfide Water	Analytical Method: SM 4500-S2D-2011 Pace Analytical Services - Asheville								
Sulfide	**0.044J**	mg/L	0.10	0.022	1		05/16/24 06:01	18496-25-8	
300.0 IC Anions 28 Days	Analytical Method: EPA 300.0 Rev 2.1 1993 Pace Analytical Services - Asheville								
Chloride	**13.5**	mg/L	1.0	0.60	1		05/15/24 03:52	16887-00-6	

This report shall not be reproduced, except in full,
without the written consent of Pace Analytical Services, LLC.

Pace Analytical Services, LLC
9800 Kincey Ave. Suite 100
Huntersville, NC 28078
(704)875-9092

ANALYTICAL RESULTS

Project: Hammond AP-2
Pace Project No.: 92730671

Sample: HAM-PT-01 **Lab ID: 92730671001** Collected: 05/13/24 09:54 Received: 05/14/24 12:45 Matrix: Water

Parameters	Results	Units	Report Limit	MDL	DF	Prepared	Analyzed	CAS No.	Qual
300.0 IC Anions 28 Days	Analytical Method: EPA 300.0 Rev 2.1 1993 Pace Analytical Services - Asheville								
Fluoride	**0.20**	mg/L	0.10	0.050	1		05/15/24 03:52	16984-48-8	
Sulfate	**134**	mg/L	3.0	1.5	3		05/15/24 12:31	14808-79-8	

This report shall not be reproduced, except in full,
without the written consent of Pace Analytical Services, LLC.

Pace Analytical Services, LLC
9800 Kincey Ave. Suite 100
Huntersville, NC 28078
(704)875-9092

ANALYTICAL RESULTS

Project: Hammond AP-2
Pace Project No.: 92730671

Sample: HAM-PT-02 **Lab ID: 92730671002** Collected: 05/13/24 11:07 Received: 05/14/24 12:45 Matrix: Water

Parameters	Results	Units	Report Limit	MDL	DF	Prepared	Analyzed	CAS No.	Qual
6010D ATL ICP	Analytical Method: EPA 6010D Preparation Method: EPA 3010A Pace Analytical Services - Peachtree Corners, GA								
Potassium	**5.3**	mg/L	0.50	0.15	1	05/15/24 14:33	05/20/24 22:22	7440-09-7	M1
Calcium	**218**	mg/L	1.0	0.12	1	05/15/24 14:33	05/20/24 22:22	7440-70-2	M1
Magnesium	**23.8**	mg/L	0.050	0.012	1	05/15/24 14:33	05/20/24 22:22	7439-95-4	M1
Iron	**7.9**	mg/L	0.040	0.025	1	05/15/24 14:33	05/22/24 18:42	7439-89-6	M1
Manganese	**9.2**	mg/L	0.040	0.011	1	05/15/24 14:33	05/22/24 18:42	7439-96-5	M1
Sodium	**209**	mg/L	1.0	0.58	1	05/15/24 14:33	05/22/24 18:42	7440-23-5	M1
6020 MET ICPMS	Analytical Method: EPA 6020B Preparation Method: EPA 3005A Pace Analytical Services - Peachtree Corners, GA								
Antimony	**0.0011J**	mg/L	0.0030	0.00054	1	05/15/24 14:21	05/21/24 15:54	7440-36-0	
Arsenic	**0.0016J**	mg/L	0.0050	0.00084	1	05/15/24 14:21	05/21/24 15:54	7440-38-2	B
Barium	**0.040**	mg/L	0.0050	0.00047	1	05/15/24 14:21	05/21/24 15:54	7440-39-3	
Beryllium	ND	mg/L	0.00050	0.000094	1	05/15/24 14:21	05/21/24 15:54	7440-41-7	
Boron	**5.4**	mg/L	0.040	0.012	1	05/15/24 14:21	05/21/24 15:54	7440-42-8	
Cadmium	ND	mg/L	0.00050	0.00010	1	05/15/24 14:21	05/21/24 15:54	7440-43-9	
Chromium	ND	mg/L	0.0050	0.0019	1	05/15/24 14:21	05/21/24 15:54	7440-47-3	
Cobalt	**0.027**	mg/L	0.0050	0.00032	1	05/15/24 14:21	05/21/24 15:54	7440-48-4	
Lead	ND	mg/L	0.0010	0.00016	1	05/15/24 14:21	05/21/24 15:54	7439-92-1	
Lithium	ND	mg/L	0.030	0.0016	1	05/15/24 14:21	05/21/24 15:54	7439-93-2	
Molybdenum	ND	mg/L	0.010	0.00062	1	05/15/24 14:21	05/21/24 15:54	7439-98-7	
Selenium	ND	mg/L	0.0050	0.00096	1	05/15/24 14:21	05/21/24 15:54	7782-49-2	
Thallium	ND	mg/L	0.0010	0.00038	1	05/15/24 14:21	05/21/24 15:54	7440-28-0	
7470 Mercury	Analytical Method: EPA 7470A Preparation Method: EPA 7470A Pace Analytical Services - Peachtree Corners, GA								
Mercury	ND	mg/L	0.00020	0.00013	1	05/20/24 11:30	05/20/24 14:21	7439-97-6	
2540C Total Dissolved Solids	Analytical Method: SM 2540C-2015 Pace Analytical Services - Peachtree Corners, GA								
Total Dissolved Solids	**1460**	mg/L	50.0	50.0	1		05/15/24 12:30		
2320B Alkalinity	Analytical Method: SM 2320B-2011 Pace Analytical Services - Asheville								
Alkalinity,Bicarbonate (CaCO3)	**263**	mg/L	5.0	5.0	1		05/22/24 16:09		
Alkalinity,Carbonate (CaCO3)	ND	mg/L	5.0	5.0	1		05/22/24 16:09		
Alkalinity, Total as CaCO3	**263**	mg/L	5.0	5.0	1		05/22/24 16:09		
4500S2D Sulfide Water	Analytical Method: SM 4500-S2D-2011 Pace Analytical Services - Asheville								
Sulfide	ND	mg/L	0.10	0.022	1		05/16/24 06:02	18496-25-8	M1
300.0 IC Anions 28 Days	Analytical Method: EPA 300.0 Rev 2.1 1993 Pace Analytical Services - Asheville								
Chloride	**112**	mg/L	14.0	8.4	14		05/15/24 12:46	16887-00-6	

REPORT OF LABORATORY ANALYSIS

This report shall not be reproduced, except in full,
without the written consent of Pace Analytical Services, LLC.

Pace Analytical Services, LLC
9800 Kincey Ave. Suite 100
Huntersville, NC 28078
(704)875-9092

ANALYTICAL RESULTS

Project: Hammond AP-2
Pace Project No.: 92730671

Sample: HAM-PT-02 **Lab ID: 92730671002** Collected: 05/13/24 11:07 Received: 05/14/24 12:45 Matrix: Water

Parameters	Results	Units	Report Limit	MDL	DF	Prepared	Analyzed	CAS No.	Qual
300.0 IC Anions 28 Days	Analytical Method: EPA 300.0 Rev 2.1 1993 Pace Analytical Services - Asheville								
Fluoride	**0.12**	mg/L	0.10	0.050	1		05/15/24 04:07	16984-48-8	
Sulfate	**690**	mg/L	14.0	7.0	14		05/15/24 12:46	14808-79-8	

This report shall not be reproduced, except in full,
without the written consent of Pace Analytical Services, LLC.

Pace Analytical Services, LLC
9800 Kincey Ave. Suite 100
Huntersville, NC 28078
(704)875-9092

ANALYTICAL RESULTS

Project: Hammond AP-2
Pace Project No.: 92730671

Sample: HAM-PT-03 **Lab ID: 92730671003** Collected: 05/13/24 12:24 Received: 05/14/24 12:45 Matrix: Water

Parameters	Results	Units	Report Limit	MDL	DF	Prepared	Analyzed	CAS No.	Qual
6010D ATL ICP	Analytical Method: EPA 6010D Preparation Method: EPA 3010A Pace Analytical Services - Peachtree Corners, GA								
Potassium	**5.4**	mg/L	0.50	0.15	1	05/15/24 14:33	05/20/24 22:36	7440-09-7	
Calcium	**242**	mg/L	1.0	0.12	1	05/15/24 14:33	05/20/24 22:36	7440-70-2	
Magnesium	**24.0**	mg/L	0.050	0.012	1	05/15/24 14:33	05/20/24 22:36	7439-95-4	
Iron	ND	mg/L	0.040	0.025	1	05/15/24 14:33	05/22/24 18:53	7439-89-6	
Manganese	**4.7**	mg/L	0.040	0.011	1	05/15/24 14:33	05/22/24 18:53	7439-96-5	
Sodium	**42.9**	mg/L	1.0	0.58	1	05/15/24 14:33	05/22/24 18:53	7440-23-5	
6020 MET ICPMS	Analytical Method: EPA 6020B Preparation Method: EPA 3005A Pace Analytical Services - Peachtree Corners, GA								
Antimony	ND	mg/L	0.0030	0.00054	1	05/15/24 14:21	05/21/24 15:58	7440-36-0	
Arsenic	**0.0028J**	mg/L	0.0050	0.00084	1	05/15/24 14:21	05/21/24 15:58	7440-38-2	B
Barium	**0.019**	mg/L	0.0050	0.00047	1	05/15/24 14:21	05/21/24 15:58	7440-39-3	
Beryllium	**0.0015**	mg/L	0.00050	0.000094	1	05/15/24 14:21	05/21/24 15:58	7440-41-7	
Boron	**5.9**	mg/L	0.040	0.012	1	05/15/24 14:21	05/21/24 15:58	7440-42-8	
Cadmium	**0.00051**	mg/L	0.00050	0.00010	1	05/15/24 14:21	05/21/24 15:58	7440-43-9	
Chromium	ND	mg/L	0.0050	0.0019	1	05/15/24 14:21	05/21/24 15:58	7440-47-3	
Cobalt	**0.075**	mg/L	0.0050	0.00032	1	05/15/24 14:21	05/21/24 15:58	7440-48-4	
Lead	**0.0012**	mg/L	0.0010	0.00016	1	05/15/24 14:21	05/21/24 15:58	7439-92-1	
Lithium	ND	mg/L	0.030	0.0016	1	05/15/24 14:21	05/21/24 15:58	7439-93-2	
Molybdenum	ND	mg/L	0.010	0.00062	1	05/15/24 14:21	05/21/24 15:58	7439-98-7	
Selenium	**0.0078**	mg/L	0.0050	0.00096	1	05/15/24 14:21	05/21/24 15:58	7782-49-2	
Thallium	ND	mg/L	0.0010	0.00038	1	05/15/24 14:21	05/21/24 15:58	7440-28-0	
7470 Mercury	Analytical Method: EPA 7470A Preparation Method: EPA 7470A Pace Analytical Services - Peachtree Corners, GA								
Mercury	ND	mg/L	0.00020	0.00013	1	05/20/24 11:30	05/20/24 14:24	7439-97-6	
2540C Total Dissolved Solids	Analytical Method: SM 2540C-2015 Pace Analytical Services - Peachtree Corners, GA								
Total Dissolved Solids	**1230**	mg/L	50.0	50.0	1		05/15/24 12:30		
2320B Alkalinity	Analytical Method: SM 2320B-2011 Pace Analytical Services - Asheville								
Alkalinity,Bicarbonate (CaCO3)	**9.2**	mg/L	5.0	5.0	1		05/22/24 16:18		
Alkalinity,Carbonate (CaCO3)	ND	mg/L	5.0	5.0	1		05/22/24 16:18		
Alkalinity, Total as CaCO3	**9.2**	mg/L	5.0	5.0	1		05/22/24 16:18		
4500S2D Sulfide Water	Analytical Method: SM 4500-S2D-2011 Pace Analytical Services - Asheville								
Sulfide	ND	mg/L	0.10	0.022	1		05/16/24 06:03	18496-25-8	
300.0 IC Anions 28 Days	Analytical Method: EPA 300.0 Rev 2.1 1993 Pace Analytical Services - Asheville								
Chloride	**91.0**	mg/L	1.0	0.60	1		05/15/24 04:21	16887-00-6	

This report shall not be reproduced, except in full,
without the written consent of Pace Analytical Services, LLC.

Pace Analytical Services, LLC
9800 Kincey Ave. Suite 100
Huntersville, NC 28078
(704)875-9092

ANALYTICAL RESULTS

Project: Hammond AP-2
Pace Project No.: 92730671

Sample: HAM-PT-03 **Lab ID: 92730671003** Collected: 05/13/24 12:24 Received: 05/14/24 12:45 Matrix: Water

Parameters	Results	Units	Report Limit	MDL	DF	Prepared	Analyzed	CAS No.	Qual
300.0 IC Anions 28 Days	Analytical Method: EPA 300.0 Rev 2.1 1993 Pace Analytical Services - Asheville								
Fluoride	**0.48**	mg/L	0.10	0.050	1		05/15/24 04:21	16984-48-8	
Sulfate	**656**	mg/L	13.0	6.5	13		05/15/24 13:01	14808-79-8	

This report shall not be reproduced, except in full,
without the written consent of Pace Analytical Services, LLC.

Pace Analytical Services, LLC
9800 Kincey Ave. Suite 100
Huntersville, NC 28078
(704)875-9092

ANALYTICAL RESULTS

Project: Hammond AP-2
Pace Project No.: 92730671

Sample: HAM-PT-04 **Lab ID: 92730671004** Collected: 05/13/24 14:45 Received: 05/14/24 12:45 Matrix: Water

Parameters	Results	Units	Report Limit	MDL	DF	Prepared	Analyzed	CAS No.	Qual
6010D ATL ICP	Analytical Method: EPA 6010D Preparation Method: EPA 3010A Pace Analytical Services - Peachtree Corners, GA								
Potassium	**7.6**	mg/L	0.50	0.15	1	05/15/24 14:33	05/20/24 22:40	7440-09-7	
Calcium	**257**	mg/L	1.0	0.12	1	05/15/24 14:33	05/20/24 22:40	7440-70-2	
Magnesium	**21.1**	mg/L	0.050	0.012	1	05/15/24 14:33	05/20/24 22:40	7439-95-4	
Iron	**5.2**	mg/L	0.040	0.025	1	05/15/24 14:33	05/22/24 18:57	7439-89-6	
Manganese	**13.3**	mg/L	0.040	0.011	1	05/15/24 14:33	05/22/24 18:57	7439-96-5	
Sodium	**125**	mg/L	1.0	0.58	1	05/15/24 14:33	05/22/24 18:57	7440-23-5	
6020 MET ICPMS	Analytical Method: EPA 6020B Preparation Method: EPA 3005A Pace Analytical Services - Peachtree Corners, GA								
Antimony	ND	mg/L	0.0030	0.00054	1	05/15/24 14:21	05/21/24 16:02	7440-36-0	
Arsenic	**0.0058**	mg/L	0.0050	0.00084	1	05/15/24 14:21	05/21/24 16:02	7440-38-2	B
Barium	**0.035**	mg/L	0.0050	0.00047	1	05/15/24 14:21	05/21/24 16:02	7440-39-3	
Beryllium	ND	mg/L	0.00050	0.000094	1	05/15/24 14:21	05/21/24 16:02	7440-41-7	
Boron	**6.6**	mg/L	0.040	0.012	1	05/15/24 14:21	05/21/24 16:02	7440-42-8	
Cadmium	ND	mg/L	0.00050	0.00010	1	05/15/24 14:21	05/21/24 16:02	7440-43-9	
Chromium	ND	mg/L	0.0050	0.0019	1	05/15/24 14:21	05/21/24 16:02	7440-47-3	
Cobalt	**0.039**	mg/L	0.0050	0.00032	1	05/15/24 14:21	05/21/24 16:02	7440-48-4	
Lead	ND	mg/L	0.0010	0.00016	1	05/15/24 14:21	05/21/24 16:02	7439-92-1	
Lithium	**0.0028J**	mg/L	0.030	0.0016	1	05/15/24 14:21	05/21/24 16:02	7439-93-2	
Molybdenum	**0.00072J**	mg/L	0.010	0.00062	1	05/15/24 14:21	05/21/24 16:02	7439-98-7	
Selenium	ND	mg/L	0.0050	0.00096	1	05/15/24 14:21	05/21/24 16:02	7782-49-2	
Thallium	**0.00046J**	mg/L	0.0010	0.00038	1	05/15/24 14:21	05/21/24 16:02	7440-28-0	
7470 Mercury	Analytical Method: EPA 7470A Preparation Method: EPA 7470A Pace Analytical Services - Peachtree Corners, GA								
Mercury	ND	mg/L	0.00020	0.00013	1	05/20/24 11:30	05/20/24 14:35	7439-97-6	
2540C Total Dissolved Solids	Analytical Method: SM 2540C-2015 Pace Analytical Services - Peachtree Corners, GA								
Total Dissolved Solids	**1320**	mg/L	50.0	50.0	1		05/15/24 12:30		
2320B Alkalinity	Analytical Method: SM 2320B-2011 Pace Analytical Services - Asheville								
Alkalinity,Bicarbonate (CaCO3)	**343**	mg/L	5.0	5.0	1		05/22/24 16:24		
Alkalinity,Carbonate (CaCO3)	ND	mg/L	5.0	5.0	1		05/22/24 16:24		
Alkalinity, Total as CaCO3	**343**	mg/L	5.0	5.0	1		05/22/24 16:24		
4500S2D Sulfide Water	Analytical Method: SM 4500-S2D-2011 Pace Analytical Services - Asheville								
Sulfide	ND	mg/L	0.10	0.022	1		05/16/24 06:03	18496-25-8	
300.0 IC Anions 28 Days	Analytical Method: EPA 300.0 Rev 2.1 1993 Pace Analytical Services - Asheville								
Chloride	**123**	mg/L	10.0	6.0	10		05/15/24 13:15	16887-00-6	

This report shall not be reproduced, except in full,
without the written consent of Pace Analytical Services, LLC.

Pace Analytical Services, LLC
9800 Kincey Ave. Suite 100
Huntersville, NC 28078
(704)875-9092

ANALYTICAL RESULTS

Project: Hammond AP-2
Pace Project No.: 92730671

Sample: HAM-PT-04 **Lab ID: 92730671004** Collected: 05/13/24 14:45 Received: 05/14/24 12:45 Matrix: Water

Parameters	Results	Units	Report Limit	MDL	DF	Prepared	Analyzed	CAS No.	Qual
300.0 IC Anions 28 Days	Analytical Method: EPA 300.0 Rev 2.1 1993 Pace Analytical Services - Asheville								
Fluoride	**0.081J**	mg/L	0.10	0.050	1		05/15/24 05:45	16984-48-8	
Sulfate	**462**	mg/L	10.0	5.0	10		05/15/24 13:15	14808-79-8	

This report shall not be reproduced, except in full,
without the written consent of Pace Analytical Services, LLC.

Pace Analytical Services, LLC
9800 Kincey Ave. Suite 100
Huntersville, NC 28078
(704)875-9092

ANALYTICAL RESULTS

Project: Hammond AP-2
Pace Project No.: 92730671

Sample: HAM-PT-05 **Lab ID: 92730671005** Collected: 05/13/24 15:54 Received: 05/14/24 12:45 Matrix: Water

Parameters	Results	Units	Report Limit	MDL	DF	Prepared	Analyzed	CAS No.	Qual
6010D ATL ICP	Analytical Method: EPA 6010D Preparation Method: EPA 3010A								
	Pace Analytical Services - Peachtree Corners, GA								
Sodium	**389**	mg/L	5.0	2.9	5	05/15/24 14:33	05/21/24 19:42	7440-23-5	
Iron	**0.40**	mg/L	0.040	0.025	1	05/15/24 14:33	05/22/24 19:00	7439-89-6	
Manganese	**3.1**	mg/L	0.040	0.011	1	05/15/24 14:33	05/22/24 19:00	7439-96-5	
Potassium	**4.7**	mg/L	0.50	0.15	1	05/15/24 14:33	05/20/24 22:44	7440-09-7	
Calcium	**167**	mg/L	1.0	0.12	1	05/15/24 14:33	05/20/24 22:44	7440-70-2	
Magnesium	**17.3**	mg/L	0.050	0.012	1	05/15/24 14:33	05/20/24 22:44	7439-95-4	
6020 MET ICPMS	Analytical Method: EPA 6020B Preparation Method: EPA 3005A								
	Pace Analytical Services - Peachtree Corners, GA								
Antimony	ND	mg/L	0.0030	0.00054	1	05/15/24 14:21	05/21/24 16:06	7440-36-0	
Arsenic	ND	mg/L	0.0050	0.00084	1	05/15/24 14:21	05/21/24 16:06	7440-38-2	
Barium	**0.034**	mg/L	0.0050	0.00047	1	05/15/24 14:21	05/21/24 16:06	7440-39-3	
Beryllium	ND	mg/L	0.00050	0.000094	1	05/15/24 14:21	05/21/24 16:06	7440-41-7	
Boron	**5.3**	mg/L	0.040	0.012	1	05/15/24 14:21	05/21/24 16:06	7440-42-8	
Cadmium	**0.00010J**	mg/L	0.00050	0.00010	1	05/15/24 14:21	05/21/24 16:06	7440-43-9	
Chromium	ND	mg/L	0.0050	0.0019	1	05/15/24 14:21	05/21/24 16:06	7440-47-3	
Cobalt	**0.012**	mg/L	0.0050	0.00032	1	05/15/24 14:21	05/21/24 16:06	7440-48-4	
Lead	ND	mg/L	0.0010	0.00016	1	05/15/24 14:21	05/21/24 16:06	7439-92-1	
Lithium	**0.0032J**	mg/L	0.030	0.0016	1	05/15/24 14:21	05/21/24 16:06	7439-93-2	
Molybdenum	**0.00086J**	mg/L	0.010	0.00062	1	05/15/24 14:21	05/21/24 16:06	7439-98-7	
Selenium	ND	mg/L	0.0050	0.00096	1	05/15/24 14:21	05/21/24 16:06	7782-49-2	
Thallium	ND	mg/L	0.0010	0.00038	1	05/15/24 14:21	05/21/24 16:06	7440-28-0	
7470 Mercury	Analytical Method: EPA 7470A Preparation Method: EPA 7470A								
	Pace Analytical Services - Peachtree Corners, GA								
Mercury	ND	mg/L	0.00020	0.00013	1	05/20/24 11:30	05/20/24 14:37	7439-97-6	
2540C Total Dissolved Solids	Analytical Method: SM 2540C-2015								
	Pace Analytical Services - Peachtree Corners, GA								
Total Dissolved Solids	**1600**	mg/L	50.0	50.0	1		05/15/24 12:30		
2320B Alkalinity	Analytical Method: SM 2320B-2011								
	Pace Analytical Services - Asheville								
Alkalinity,Bicarbonate (CaCO3)	**766**	mg/L	5.0	5.0	1		05/22/24 18:57		
Alkalinity,Carbonate (CaCO3)	ND	mg/L	5.0	5.0	1		05/22/24 18:57		
Alkalinity, Total as CaCO3	**766**	mg/L	5.0	5.0	1		05/22/24 18:57		
4500S2D Sulfide Water	Analytical Method: SM 4500-S2D-2011								
	Pace Analytical Services - Asheville								
Sulfide	ND	mg/L	0.10	0.022	1		05/16/24 06:04	18496-25-8	
300.0 IC Anions 28 Days	Analytical Method: EPA 300.0 Rev 2.1 1993								
	Pace Analytical Services - Asheville								
Chloride	**104**	mg/L	9.0	5.4	9		05/15/24 13:30	16887-00-6	

REPORT OF LABORATORY ANALYSIS

This report shall not be reproduced, except in full,
without the written consent of Pace Analytical Services, LLC.

Pace Analytical Services, LLC
9800 Kincey Ave. Suite 100
Huntersville, NC 28078
(704)875-9092

ANALYTICAL RESULTS

Project: Hammond AP-2
Pace Project No.: 92730671

Sample: HAM-PT-05 **Lab ID: 92730671005** Collected: 05/13/24 15:54 Received: 05/14/24 12:45 Matrix: Water

Parameters	Results	Units	Report Limit	MDL	DF	Prepared	Analyzed	CAS No.	Qual
300.0 IC Anions 28 Days	Analytical Method: EPA 300.0 Rev 2.1 1993 Pace Analytical Services - Asheville								
Fluoride	**0.079J**	mg/L	0.10	0.050	1		05/15/24 06:00	16984-48-8	
Sulfate	**452**	mg/L	9.0	4.5	9		05/15/24 13:30	14808-79-8	

This report shall not be reproduced, except in full,
without the written consent of Pace Analytical Services, LLC.

Pace Analytical Services, LLC
9800 Kincey Ave. Suite 100
Huntersville, NC 28078
(704)875-9092

ANALYTICAL RESULTS

Project: Hammond AP-2
Pace Project No.: 92730671

Sample: HAM-PT-06 **Lab ID: 92730671006** Collected: 05/13/24 17:18 Received: 05/14/24 12:45 Matrix: Water

Parameters	Results	Units	Report Limit	MDL	DF	Prepared	Analyzed	CAS No.	Qual
6010D ATL ICP	Analytical Method: EPA 6010D Preparation Method: EPA 3010A Pace Analytical Services - Peachtree Corners, GA								
Sodium	**146**	mg/L	1.0	0.58	1	05/15/24 14:33	05/21/24 19:46	7440-23-5	
Iron	**0.94**	mg/L	0.040	0.025	1	05/15/24 14:33	05/22/24 19:03	7439-89-6	
Manganese	**12.3**	mg/L	0.040	0.011	1	05/15/24 14:33	05/22/24 19:03	7439-96-5	
Potassium	**6.2**	mg/L	0.50	0.15	1	05/15/24 14:33	05/20/24 22:54	7440-09-7	
Calcium	**244**	mg/L	1.0	0.12	1	05/15/24 14:33	05/20/24 22:54	7440-70-2	
Magnesium	**20.3**	mg/L	0.050	0.012	1	05/15/24 14:33	05/20/24 22:54	7439-95-4	
6020 MET ICPMS	Analytical Method: EPA 6020B Preparation Method: EPA 3005A Pace Analytical Services - Peachtree Corners, GA								
Antimony	ND	mg/L	0.0030	0.00054	1	05/15/24 14:21	05/21/24 16:22	7440-36-0	
Arsenic	**0.0021J**	mg/L	0.0050	0.00084	1	05/15/24 14:21	05/21/24 16:22	7440-38-2	B
Barium	**0.030**	mg/L	0.0050	0.00047	1	05/15/24 14:21	05/21/24 16:22	7440-39-3	
Beryllium	ND	mg/L	0.00050	0.000094	1	05/15/24 14:21	05/21/24 16:22	7440-41-7	
Boron	**6.9**	mg/L	0.040	0.012	1	05/15/24 14:21	05/21/24 16:22	7440-42-8	
Cadmium	**0.00015J**	mg/L	0.00050	0.00010	1	05/15/24 14:21	05/21/24 16:22	7440-43-9	
Chromium	ND	mg/L	0.0050	0.0019	1	05/15/24 14:21	05/21/24 16:22	7440-47-3	
Cobalt	**0.028**	mg/L	0.0050	0.00032	1	05/15/24 14:21	05/21/24 16:22	7440-48-4	
Lead	ND	mg/L	0.0010	0.00016	1	05/15/24 14:21	05/21/24 16:22	7439-92-1	
Lithium	**0.0038J**	mg/L	0.030	0.0016	1	05/15/24 14:21	05/21/24 16:22	7439-93-2	
Molybdenum	ND	mg/L	0.010	0.00062	1	05/15/24 14:21	05/21/24 16:22	7439-98-7	
Selenium	ND	mg/L	0.0050	0.00096	1	05/15/24 14:21	05/21/24 16:22	7782-49-2	
Thallium	ND	mg/L	0.0010	0.00038	1	05/15/24 14:21	05/21/24 16:22	7440-28-0	
7470 Mercury	Analytical Method: EPA 7470A Preparation Method: EPA 7470A Pace Analytical Services - Peachtree Corners, GA								
Mercury	ND	mg/L	0.00020	0.00013	1	05/20/24 11:30	05/20/24 14:40	7439-97-6	
2540C Total Dissolved Solids	Analytical Method: SM 2540C-2015 Pace Analytical Services - Peachtree Corners, GA								
Total Dissolved Solids	**1420**	mg/L	50.0	50.0	1		05/15/24 12:30		
2320B Alkalinity	Analytical Method: SM 2320B-2011 Pace Analytical Services - Asheville								
Alkalinity,Bicarbonate (CaCO3)	**342**	mg/L	5.0	5.0	1		05/22/24 19:06		
Alkalinity,Carbonate (CaCO3)	ND	mg/L	5.0	5.0	1		05/22/24 19:06		
Alkalinity, Total as CaCO3	**342**	mg/L	5.0	5.0	1		05/22/24 19:06		
4500S2D Sulfide Water	Analytical Method: SM 4500-S2D-2011 Pace Analytical Services - Asheville								
Sulfide	ND	mg/L	0.10	0.022	1		05/16/24 06:04	18496-25-8	
300.0 IC Anions 28 Days	Analytical Method: EPA 300.0 Rev 2.1 1993 Pace Analytical Services - Asheville								
Chloride	**136**	mg/L	10.0	6.0	10		05/15/24 13:44	16887-00-6	

This report shall not be reproduced, except in full,
without the written consent of Pace Analytical Services, LLC.

Pace Analytical Services, LLC
9800 Kincey Ave. Suite 100
Huntersville, NC 28078
(704)875-9092

ANALYTICAL RESULTS

Project: Hammond AP-2
Pace Project No.: 92730671

Sample: HAM-PT-06 **Lab ID: 92730671006** Collected: 05/13/24 17:18 Received: 05/14/24 12:45 Matrix: Water

Parameters	Results	Units	Report Limit	MDL	DF	Prepared	Analyzed	CAS No.	Qual
300.0 IC Anions 28 Days	Analytical Method: EPA 300.0 Rev 2.1 1993 Pace Analytical Services - Asheville								
Fluoride	**0.063J**	mg/L	0.10	0.050	1		05/15/24 06:15	16984-48-8	
Sulfate	**505**	mg/L	10.0	5.0	10		05/15/24 13:44	14808-79-8	

This report shall not be reproduced, except in full,
without the written consent of Pace Analytical Services, LLC.

Pace Analytical Services, LLC
9800 Kincey Ave. Suite 100
Huntersville, NC 28078
(704)875-9092

ANALYTICAL RESULTS

Project: Hammond AP-2
Pace Project No.: 92730671

Sample: HAM-AP2-EB-01 **Lab ID: 92730671007** Collected: 05/13/24 17:45 Received: 05/14/24 12:45 Matrix: Water

Parameters	Results	Units	Report Limit	MDL	DF	Prepared	Analyzed	CAS No.	Qual
6010D ATL ICP	Analytical Method: EPA 6010D Preparation Method: EPA 3010A								
	Pace Analytical Services - Peachtree Corners, GA								
Manganese	ND	mg/L	0.040	0.011	1	05/15/24 14:33	05/20/24 22:58	7439-96-5	
Potassium	**0.18J**	mg/L	0.50	0.15	1	05/15/24 14:33	05/20/24 22:58	7440-09-7	
Calcium	ND	mg/L	1.0	0.12	1	05/15/24 14:33	05/20/24 22:58	7440-70-2	
Magnesium	ND	mg/L	0.050	0.012	1	05/15/24 14:33	05/20/24 22:58	7439-95-4	
Iron	ND	mg/L	0.040	0.025	1	05/15/24 14:33	05/22/24 19:14	7439-89-6	
Sodium	ND	mg/L	1.0	0.58	1	05/15/24 14:33	05/22/24 19:14	7440-23-5	
6020 MET ICPMS	Analytical Method: EPA 6020B Preparation Method: EPA 3005A								
	Pace Analytical Services - Peachtree Corners, GA								
Antimony	ND	mg/L	0.0030	0.00054	1	05/15/24 14:21	05/21/24 16:26	7440-36-0	
Arsenic	ND	mg/L	0.0050	0.00084	1	05/15/24 14:21	05/21/24 16:26	7440-38-2	
Barium	ND	mg/L	0.0050	0.00047	1	05/15/24 14:21	05/21/24 16:26	7440-39-3	
Beryllium	ND	mg/L	0.00050	0.000094	1	05/15/24 14:21	05/21/24 16:26	7440-41-7	
Boron	ND	mg/L	0.040	0.012	1	05/15/24 14:21	05/22/24 12:23	7440-42-8	
Cadmium	ND	mg/L	0.00050	0.00010	1	05/15/24 14:21	05/21/24 16:26	7440-43-9	
Chromium	ND	mg/L	0.0050	0.0019	1	05/15/24 14:21	05/21/24 16:26	7440-47-3	
Cobalt	ND	mg/L	0.0050	0.00032	1	05/15/24 14:21	05/21/24 16:26	7440-48-4	
Lead	ND	mg/L	0.0010	0.00016	1	05/15/24 14:21	05/21/24 16:26	7439-92-1	
Lithium	ND	mg/L	0.030	0.0016	1	05/15/24 14:21	05/21/24 16:26	7439-93-2	
Molybdenum	ND	mg/L	0.010	0.00062	1	05/15/24 14:21	05/21/24 16:26	7439-98-7	
Selenium	ND	mg/L	0.0050	0.00096	1	05/15/24 14:21	05/21/24 16:26	7782-49-2	
Thallium	ND	mg/L	0.0010	0.00038	1	05/15/24 14:21	05/21/24 16:26	7440-28-0	
7470 Mercury	Analytical Method: EPA 7470A Preparation Method: EPA 7470A								
	Pace Analytical Services - Peachtree Corners, GA								
Mercury	ND	mg/L	0.00020	0.00013	1	05/20/24 11:30	05/20/24 14:42	7439-97-6	
2540C Total Dissolved Solids	Analytical Method: SM 2540C-2015								
	Pace Analytical Services - Peachtree Corners, GA								
Total Dissolved Solids	ND	mg/L	25.0	25.0	1		05/15/24 12:31		
2320B Alkalinity	Analytical Method: SM 2320B-2011								
	Pace Analytical Services - Asheville								
Alkalinity,Bicarbonate (CaCO3)	ND	mg/L	5.0	5.0	1		05/22/24 16:47		
Alkalinity,Carbonate (CaCO3)	ND	mg/L	5.0	5.0	1		05/22/24 16:47		
Alkalinity, Total as CaCO3	ND	mg/L	5.0	5.0	1		05/22/24 16:47		
4500S2D Sulfide Water	Analytical Method: SM 4500-S2D-2011								
	Pace Analytical Services - Asheville								
Sulfide	ND	mg/L	0.10	0.022	1		05/16/24 06:04	18496-25-8	
300.0 IC Anions 28 Days	Analytical Method: EPA 300.0 Rev 2.1 1993								
	Pace Analytical Services - Asheville								
Chloride	ND	mg/L	1.0	0.60	1		05/15/24 00:58	16887-00-6	

This report shall not be reproduced, except in full,
without the written consent of Pace Analytical Services, LLC.

Pace Analytical Services, LLC
9800 Kincey Ave. Suite 100
Huntersville, NC 28078
(704)875-9092

ANALYTICAL RESULTS

Project: Hammond AP-2
Pace Project No.: 92730671

Sample: HAM-AP2-EB-01 **Lab ID: 92730671007** Collected: 05/13/24 17:45 Received: 05/14/24 12:45 Matrix: Water

Parameters	Results	Units	Report Limit	MDL	DF	Prepared	Analyzed	CAS No.	Qual
300.0 IC Anions 28 Days	Analytical Method: EPA 300.0 Rev 2.1 1993 Pace Analytical Services - Asheville								
Fluoride	ND	mg/L	0.10	0.050	1		05/15/24 00:58	16984-48-8	
Sulfate	ND	mg/L	1.0	0.50	1		05/15/24 00:58	14808-79-8	

This report shall not be reproduced, except in full,
without the written consent of Pace Analytical Services, LLC.

Pace Analytical Services, LLC
9800 Kincey Ave. Suite 100
Huntersville, NC 28078
(704)875-9092

ANALYTICAL RESULTS

Project: Hammond AP-2
Pace Project No.: 92730671

Sample: HAM-AP2-FB-01 **Lab ID: 92730671008** Collected: 05/13/24 17:37 Received: 05/14/24 12:45 Matrix: Water

Parameters	Results	Units	Report Limit	MDL	DF	Prepared	Analyzed	CAS No.	Qual
6010D ATL ICP	Analytical Method: EPA 6010D Preparation Method: EPA 3010A								
	Pace Analytical Services - Peachtree Corners, GA								
Iron	ND	mg/L	0.040	0.025	1	05/15/24 14:33	05/22/24 19:18	7439-89-6	
Sodium	ND	mg/L	1.0	0.58	1	05/15/24 14:33	05/22/24 19:18	7440-23-5	
Manganese	ND	mg/L	0.040	0.011	1	05/15/24 14:33	05/20/24 23:02	7439-96-5	
Potassium	ND	mg/L	0.50	0.15	1	05/15/24 14:33	05/20/24 23:02	7440-09-7	
Calcium	ND	mg/L	1.0	0.12	1	05/15/24 14:33	05/20/24 23:02	7440-70-2	
Magnesium	ND	mg/L	0.050	0.012	1	05/15/24 14:33	05/20/24 23:02	7439-95-4	
6020 MET ICPMS	Analytical Method: EPA 6020B Preparation Method: EPA 3005A								
	Pace Analytical Services - Peachtree Corners, GA								
Antimony	ND	mg/L	0.0030	0.00054	1	05/15/24 14:21	05/21/24 16:29	7440-36-0	
Arsenic	ND	mg/L	0.0050	0.00084	1	05/15/24 14:21	05/21/24 16:29	7440-38-2	
Barium	ND	mg/L	0.0050	0.00047	1	05/15/24 14:21	05/21/24 16:29	7440-39-3	
Beryllium	ND	mg/L	0.00050	0.000094	1	05/15/24 14:21	05/21/24 16:29	7440-41-7	
Boron	**0.018J**	mg/L	0.040	0.012	1	05/15/24 14:21	05/21/24 16:29	7440-42-8	
Cadmium	ND	mg/L	0.00050	0.00010	1	05/15/24 14:21	05/21/24 16:29	7440-43-9	
Chromium	ND	mg/L	0.0050	0.0019	1	05/15/24 14:21	05/21/24 16:29	7440-47-3	
Cobalt	ND	mg/L	0.0050	0.00032	1	05/15/24 14:21	05/21/24 16:29	7440-48-4	
Lead	ND	mg/L	0.0010	0.00016	1	05/15/24 14:21	05/21/24 16:29	7439-92-1	
Lithium	ND	mg/L	0.030	0.0016	1	05/15/24 14:21	05/21/24 16:29	7439-93-2	
Molybdenum	ND	mg/L	0.010	0.00062	1	05/15/24 14:21	05/21/24 16:29	7439-98-7	
Selenium	ND	mg/L	0.0050	0.00096	1	05/15/24 14:21	05/21/24 16:29	7782-49-2	
Thallium	ND	mg/L	0.0010	0.00038	1	05/15/24 14:21	05/21/24 16:29	7440-28-0	
7470 Mercury	Analytical Method: EPA 7470A Preparation Method: EPA 7470A								
	Pace Analytical Services - Peachtree Corners, GA								
Mercury	ND	mg/L	0.00020	0.00013	1	05/20/24 11:30	05/20/24 14:50	7439-97-6	
2540C Total Dissolved Solids	Analytical Method: SM 2540C-2015								
	Pace Analytical Services - Peachtree Corners, GA								
Total Dissolved Solids	**53.0**	mg/L	25.0	25.0	1		05/15/24 12:31		
2320B Alkalinity	Analytical Method: SM 2320B-2011								
	Pace Analytical Services - Asheville								
Alkalinity,Bicarbonate (CaCO3)	ND	mg/L	5.0	5.0	1		05/22/24 17:00		
Alkalinity,Carbonate (CaCO3)	ND	mg/L	5.0	5.0	1		05/22/24 17:00		
Alkalinity, Total as CaCO3	ND	mg/L	5.0	5.0	1		05/22/24 17:00		
4500S2D Sulfide Water	Analytical Method: SM 4500-S2D-2011								
	Pace Analytical Services - Asheville								
Sulfide	ND	mg/L	0.10	0.022	1		05/16/24 06:06	18496-25-8	
300.0 IC Anions 28 Days	Analytical Method: EPA 300.0 Rev 2.1 1993								
	Pace Analytical Services - Asheville								
Chloride	ND	mg/L	1.0	0.60	1		05/15/24 02:37	16887-00-6	

This report shall not be reproduced, except in full,
without the written consent of Pace Analytical Services, LLC.

Pace Analytical Services, LLC
9800 Kincey Ave. Suite 100
Huntersville, NC 28078
(704)875-9092

ANALYTICAL RESULTS

Project: Hammond AP-2
Pace Project No.: 92730671

Sample: HAM-AP2-FB-01 **Lab ID: 92730671008** Collected: 05/13/24 17:37 Received: 05/14/24 12:45 Matrix: Water

Parameters	Results	Units	Report Limit	MDL	DF	Prepared	Analyzed	CAS No.	Qual
300.0 IC Anions 28 Days	Analytical Method: EPA 300.0 Rev 2.1 1993 Pace Analytical Services - Asheville								
Fluoride	ND	mg/L	0.10	0.050	1		05/15/24 02:37	16984-48-8	
Sulfate	ND	mg/L	1.0	0.50	1		05/15/24 02:37	14808-79-8	

This report shall not be reproduced, except in full,
without the written consent of Pace Analytical Services, LLC.

Pace Analytical Services, LLC
9800 Kincey Ave. Suite 100
Huntersville, NC 28078
(704)875-9092

ANALYTICAL RESULTS

Project: Hammond AP-2
Pace Project No.: 92730671

Sample: HAM-AP2-FD-01 **Lab ID: 92730671009** Collected: 05/13/24 00:00 Received: 05/14/24 12:45 Matrix: Water

Parameters	Results	Units	Report Limit	MDL	DF	Prepared	Analyzed	CAS No.	Qual
6010D ATL ICP	Analytical Method: EPA 6010D Preparation Method: EPA 3010A Pace Analytical Services - Peachtree Corners, GA								
Potassium	**18.9**	mg/L	0.50	0.15	1	05/15/24 14:33	05/20/24 23:06	7440-09-7	
Calcium	**63.2**	mg/L	1.0	0.12	1	05/15/24 14:33	05/20/24 23:06	7440-70-2	
Magnesium	**7.6**	mg/L	0.050	0.012	1	05/15/24 14:33	05/20/24 23:06	7439-95-4	
Iron	**4.1**	mg/L	0.040	0.025	1	05/15/24 14:33	05/22/24 19:22	7439-89-6	
Manganese	**1.4**	mg/L	0.040	0.011	1	05/15/24 14:33	05/22/24 19:22	7439-96-5	
Sodium	**41.7**	mg/L	1.0	0.58	1	05/15/24 14:33	05/22/24 19:22	7440-23-5	
6020 MET ICPMS	Analytical Method: EPA 6020B Preparation Method: EPA 3005A Pace Analytical Services - Peachtree Corners, GA								
Antimony	ND	mg/L	0.0030	0.00054	1	05/15/24 14:21	05/21/24 16:33	7440-36-0	
Arsenic	ND	mg/L	0.0050	0.00084	1	05/15/24 14:21	05/21/24 16:33	7440-38-2	
Barium	**0.027**	mg/L	0.0050	0.00047	1	05/15/24 14:21	05/21/24 16:33	7440-39-3	
Beryllium	ND	mg/L	0.00050	0.000094	1	05/15/24 14:21	05/21/24 16:33	7440-41-7	
Boron	**1.7**	mg/L	0.040	0.012	1	05/15/24 14:21	05/21/24 16:33	7440-42-8	
Cadmium	ND	mg/L	0.00050	0.00010	1	05/15/24 14:21	05/21/24 16:33	7440-43-9	
Chromium	ND	mg/L	0.0050	0.0019	1	05/15/24 14:21	05/21/24 16:33	7440-47-3	
Cobalt	**0.0050**	mg/L	0.0050	0.00032	1	05/15/24 14:21	05/21/24 16:33	7440-48-4	
Lead	ND	mg/L	0.0010	0.00016	1	05/15/24 14:21	05/21/24 16:33	7439-92-1	
Lithium	ND	mg/L	0.030	0.0016	1	05/15/24 14:21	05/21/24 16:33	7439-93-2	
Molybdenum	ND	mg/L	0.010	0.00062	1	05/15/24 14:21	05/21/24 16:33	7439-98-7	
Selenium	ND	mg/L	0.0050	0.00096	1	05/15/24 14:21	05/21/24 16:33	7782-49-2	
Thallium	ND	mg/L	0.0010	0.00038	1	05/15/24 14:21	05/21/24 16:33	7440-28-0	
7470 Mercury	Analytical Method: EPA 7470A Preparation Method: EPA 7470A Pace Analytical Services - Peachtree Corners, GA								
Mercury	ND	mg/L	0.00020	0.00013	1	05/20/24 11:30	05/20/24 14:53	7439-97-6	
2540C Total Dissolved Solids	Analytical Method: SM 2540C-2015 Pace Analytical Services - Peachtree Corners, GA								
Total Dissolved Solids	**399**	mg/L	25.0	25.0	1		05/15/24 12:31		
2320B Alkalinity	Analytical Method: SM 2320B-2011 Pace Analytical Services - Asheville								
Alkalinity,Bicarbonate (CaCO3)	**144**	mg/L	5.0	5.0	1		05/22/24 17:04		
Alkalinity,Carbonate (CaCO3)	ND	mg/L	5.0	5.0	1		05/22/24 17:04		
Alkalinity, Total as CaCO3	**144**	mg/L	5.0	5.0	1		05/22/24 17:04		
4500S2D Sulfide Water	Analytical Method: SM 4500-S2D-2011 Pace Analytical Services - Asheville								
Sulfide	ND	mg/L	0.10	0.022	1		05/16/24 06:06	18496-25-8	
300.0 IC Anions 28 Days	Analytical Method: EPA 300.0 Rev 2.1 1993 Pace Analytical Services - Asheville								
Chloride	**13.5**	mg/L	1.0	0.60	1		05/15/24 06:30	16887-00-6	

REPORT OF LABORATORY ANALYSIS

This report shall not be reproduced, except in full,
without the written consent of Pace Analytical Services, LLC.

Pace Analytical Services, LLC
9800 Kincey Ave. Suite 100
Huntersville, NC 28078
(704)875-9092

ANALYTICAL RESULTS

Project: Hammond AP-2
Pace Project No.: 92730671

Sample: HAM-AP2-FD-01 **Lab ID: 92730671009** Collected: 05/13/24 00:00 Received: 05/14/24 12:45 Matrix: Water

Parameters	Results	Units	Report Limit	MDL	DF	Prepared	Analyzed	CAS No.	Qual
300.0 IC Anions 28 Days	Analytical Method: EPA 300.0 Rev 2.1 1993 Pace Analytical Services - Asheville								
Fluoride	**0.17**	mg/L	0.10	0.050	1		05/15/24 06:30	16984-48-8	
Sulfate	**136**	mg/L	3.0	1.5	3		05/15/24 13:59	14808-79-8	M1

This report shall not be reproduced, except in full,
without the written consent of Pace Analytical Services, LLC.

Pace Analytical Services, LLC
9800 Kincey Ave. Suite 100
Huntersville, NC 28078
(704)875-9092

QUALITY CONTROL DATA

Project: Hammond AP-2
Pace Project No.: 92730671

QC Batch: 854790
QC Batch Method: EPA 3010A
Analysis Method: EPA 6010D
Analysis Description: 6010D ATL
Laboratory: Pace Analytical Services - Peachtree Corners, GA
Associated Lab Samples: 92730671001, 92730671002, 92730671003, 92730671004, 92730671005, 92730671006, 92730671007, 92730671008, 92730671009

METHOD BLANK: 4410396
Matrix: Water
Associated Lab Samples: 92730671001, 92730671002, 92730671003, 92730671004, 92730671005, 92730671006, 92730671007, 92730671008, 92730671009

Parameter	Units	Blank Result	Reporting Limit	MDL	Analyzed	Qualifiers
Calcium	mg/L	ND	1.0	0.12	05/20/24 22:12	
Iron	mg/L	ND	0.040	0.025	05/22/24 18:32	
Magnesium	mg/L	ND	0.050	0.012	05/20/24 22:12	
Manganese	mg/L	ND	0.040	0.011	05/20/24 22:12	
Potassium	mg/L	ND	0.50	0.15	05/20/24 22:12	
Sodium	mg/L	ND	1.0	0.58	05/22/24 18:32	

LABORATORY CONTROL SAMPLE: 4410397

Parameter	Units	Spike Conc.	LCS Result	LCS % Rec	% Rec Limits	Qualifiers
Calcium	mg/L	1	1.0	103	80-120	
Iron	mg/L	1	1.0	103	80-120	
Magnesium	mg/L	1	1.1	105	80-120	
Manganese	mg/L	1	1.0	100	80-120	
Potassium	mg/L	1	1.0	103	80-120	
Sodium	mg/L	1	1.1	109	80-120	

MATRIX SPIKE & MATRIX SPIKE DUPLICATE: 4410398 4410399

Parameter	Units	92730671002 Result	MS Spike Conc.	MSD Spike Conc.	MS Result	MSD Result	MS % Rec	MSD % Rec	% Rec Limits	RPD	Max RPD	Qual
Calcium	mg/L	218	1	1	222	227	357	866	75-125	2	20	M1
Iron	mg/L	7.9	1	1	9.0	9.3	111	131	75-125	2	20	M1
Magnesium	mg/L	23.8	1	1	25.4	25.9	164	217	75-125	2	20	M1
Manganese	mg/L	9.2	1	1	9.7	10	47	76	75-125	3	20	M1
Potassium	mg/L	5.3	1	1	6.6	6.8	131	148	75-125	3	20	M1
Sodium	mg/L	209	1	1	211	216	198	768	75-125	3	20	M1

Results presented on this page are in the units indicated by the "Units" column except where an alternate unit is presented to the right of the result.

This report shall not be reproduced, except in full,
without the written consent of Pace Analytical Services, LLC.

Pace Analytical Services, LLC
9800 Kincey Ave. Suite 100
Huntersville, NC 28078
(704)875-9092

QUALITY CONTROL DATA

Project: Hammond AP-2
Pace Project No.: 92730671

QC Batch: 854789
QC Batch Method: EPA 3005A
Analysis Method: EPA 6020B
Analysis Description: 6020 MET
Laboratory: Pace Analytical Services - Peachtree Corners, GA
Associated Lab Samples: 92730671001, 92730671002, 92730671003, 92730671004, 92730671005, 92730671006, 92730671007, 92730671008, 92730671009

METHOD BLANK: 4410392
Matrix: Water
Associated Lab Samples: 92730671001, 92730671002, 92730671003, 92730671004, 92730671005, 92730671006, 92730671007, 92730671008, 92730671009

Parameter	Units	Blank Result	Reporting Limit	MDL	Analyzed	Qualifiers
Antimony	mg/L	ND	0.0030	0.00054	05/21/24 15:32	
Arsenic	mg/L	0.0011J	0.0050	0.00084	05/21/24 15:32	
Barium	mg/L	ND	0.0050	0.00047	05/21/24 15:32	
Beryllium	mg/L	ND	0.00050	0.000094	05/21/24 15:32	
Boron	mg/L	ND	0.040	0.012	05/21/24 15:32	
Cadmium	mg/L	ND	0.00050	0.00010	05/21/24 15:32	
Chromium	mg/L	ND	0.0050	0.0019	05/21/24 15:32	
Cobalt	mg/L	ND	0.0050	0.00032	05/21/24 15:32	
Lead	mg/L	ND	0.0010	0.00016	05/21/24 15:32	
Lithium	mg/L	ND	0.030	0.0016	05/21/24 15:32	
Molybdenum	mg/L	ND	0.010	0.00062	05/21/24 15:32	
Selenium	mg/L	ND	0.0050	0.00096	05/21/24 15:32	
Thallium	mg/L	ND	0.0010	0.00038	05/21/24 15:32	

LABORATORY CONTROL SAMPLE: 4410393

Parameter	Units	Spike Conc.	LCS Result	LCS % Rec	% Rec Limits	Qualifiers
Antimony	mg/L	0.1	0.10	103	80-120	
Arsenic	mg/L	0.1	0.10	102	80-120	
Barium	mg/L	0.1	0.097	97	80-120	
Beryllium	mg/L	0.1	0.11	108	80-120	
Boron	mg/L	1	1.1	106	80-120	
Cadmium	mg/L	0.1	0.10	101	80-120	
Chromium	mg/L	0.1	0.10	101	80-120	
Cobalt	mg/L	0.1	0.098	98	80-120	
Lead	mg/L	0.1	0.099	99	80-120	
Lithium	mg/L	0.1	0.11	108	80-120	
Molybdenum	mg/L	0.1	0.10	101	80-120	
Selenium	mg/L	0.1	0.10	100	80-120	
Thallium	mg/L	0.1	0.097	97	80-120	

MATRIX SPIKE & MATRIX SPIKE DUPLICATE: 4410394 4410395

Parameter	Units	92730671001 Result	MS Spike Conc.	MSD Spike Conc.	MS Result	MSD Result	MS % Rec	MSD % Rec	% Rec Limits	RPD	Max RPD	Qual
Antimony	mg/L	ND	0.1	0.1	0.10	0.10	103	104	75-125	1	20	

Results presented on this page are in the units indicated by the "Units" column except where an alternate unit is presented to the right of the result.

REPORT OF LABORATORY ANALYSIS

This report shall not be reproduced, except in full,
without the written consent of Pace Analytical Services, LLC.

Pace Analytical Services, LLC
9800 Kincey Ave. Suite 100
Huntersville, NC 28078
(704)875-9092

QUALITY CONTROL DATA

Project: Hammond AP-2
Pace Project No.: 92730671

MATRIX SPIKE & MATRIX SPIKE DUPLICATE: 4410394 4410395

Parameter	Units	92730671001 Result	MS Spike Conc.	MSD Spike Conc.	MS Result	MSD Result	MS % Rec	MSD % Rec	% Rec Limits	RPD	Max RPD	Qual
Arsenic	mg/L	0.0017J	0.1	0.1	0.10	0.10	102	103	75-125	0	20	
Barium	mg/L	0.027	0.1	0.1	0.13	0.13	104	102	75-125	1	20	
Beryllium	mg/L	ND	0.1	0.1	0.098	0.097	98	97	75-125	1	20	
Boron	mg/L	1.8	1	1	2.8	2.7	97	88	75-125	3	20	
Cadmium	mg/L	ND	0.1	0.1	0.10	0.10	102	101	75-125	1	20	
Chromium	mg/L	ND	0.1	0.1	0.10	0.098	100	98	75-125	2	20	
Cobalt	mg/L	0.0051	0.1	0.1	0.10	0.10	98	98	75-125	0	20	
Lead	mg/L	ND	0.1	0.1	0.094	0.094	94	94	75-125	0	20	
Lithium	mg/L	ND	0.1	0.1	0.10	0.10	101	100	75-125	2	20	
Molybdenum	mg/L	ND	0.1	0.1	0.10	0.10	101	102	75-125	0	20	
Selenium	mg/L	ND	0.1	0.1	0.10	0.10	100	102	75-125	2	20	
Thallium	mg/L	ND	0.1	0.1	0.092	0.093	92	93	75-125	1	20	

Results presented on this page are in the units indicated by the "Units" column except where an alternate unit is presented to the right of the result.

This report shall not be reproduced, except in full,
without the written consent of Pace Analytical Services, LLC.

Pace Analytical Services, LLC
9800 Kincey Ave. Suite 100
Huntersville, NC 28078
(704)875-9092

QUALITY CONTROL DATA

Project: Hammond AP-2
Pace Project No.: 92730671

QC Batch: 855735
QC Batch Method: EPA 7470A
Analysis Method: EPA 7470A
Analysis Description: 7470 Mercury
Laboratory: Pace Analytical Services - Peachtree Corners, GA
Associated Lab Samples: 92730671001, 92730671002, 92730671003, 92730671004, 92730671005, 92730671006, 92730671007, 92730671008, 92730671009

METHOD BLANK: 4415100 Matrix: Water
Associated Lab Samples: 92730671001, 92730671002, 92730671003, 92730671004, 92730671005, 92730671006, 92730671007, 92730671008, 92730671009

Parameter	Units	Blank Result	Reporting Limit	MDL	Analyzed	Qualifiers
Mercury	mg/L	ND	0.00020	0.00013	05/20/24 14:08	

LABORATORY CONTROL SAMPLE: 4415101

Parameter	Units	Spike Conc.	LCS Result	LCS % Rec	% Rec Limits	Qualifiers
Mercury	mg/L	0.0025	0.0029	115	80-120	

MATRIX SPIKE & MATRIX SPIKE DUPLICATE: 4415102 4415103

Parameter	Units	92730671003 Result	MS Spike Conc.	MSD Spike Conc.	MS Result	MSD Result	MS % Rec	MSD % Rec	% Rec Limits	RPD	Max RPD	Qual
Mercury	mg/L	ND	0.0025	0.0025	0.0022	0.0023	89	90	75-125	1	20	

Results presented on this page are in the units indicated by the "Units" column except where an alternate unit is presented to the right of the result.

REPORT OF LABORATORY ANALYSIS

This report shall not be reproduced, except in full,
without the written consent of Pace Analytical Services, LLC.

Pace Analytical Services, LLC
9800 Kincey Ave. Suite 100
Huntersville, NC 28078
(704)875-9092

QUALITY CONTROL DATA

Project: Hammond AP-2
Pace Project No.: 92730671

QC Batch: 854678
QC Batch Method: SM 2540C-2015
Analysis Method: SM 2540C-2015
Analysis Description: 2540C Total Dissolved Solids
Laboratory: Pace Analytical Services - Peachtree Corners, GA
Associated Lab Samples: 92730671001, 92730671002, 92730671003, 92730671004, 92730671005, 92730671006, 92730671007, 92730671008, 92730671009

METHOD BLANK: 4409845
Matrix: Water
Associated Lab Samples: 92730671001, 92730671002, 92730671003, 92730671004, 92730671005, 92730671006, 92730671007, 92730671008, 92730671009

Parameter	Units	Blank Result	Reporting Limit	MDL	Analyzed	Qualifiers
Total Dissolved Solids	mg/L	ND	25.0	25.0	05/15/24 12:28	

LABORATORY CONTROL SAMPLE: 4409846

Parameter	Units	Spike Conc.	LCS Result	LCS % Rec	% Rec Limits	Qualifiers
Total Dissolved Solids	mg/L	400	380	95	80-120	

SAMPLE DUPLICATE: 4409847

Parameter	Units	92730671001 Result	Dup Result	RPD	Max RPD	Qualifiers
Total Dissolved Solids	mg/L	399	381	5	10	

Results presented on this page are in the units indicated by the "Units" column except where an alternate unit is presented to the right of the result.

This report shall not be reproduced, except in full,
without the written consent of Pace Analytical Services, LLC.

Pace Analytical Services, LLC
9800 Kincey Ave. Suite 100
Huntersville, NC 28078
(704)875-9092

QUALITY CONTROL DATA

Project: Hammond AP-2
Pace Project No.: 92730671

QC Batch: 856335
QC Batch Method: SM 2320B-2011
Analysis Method: SM 2320B-2011
Analysis Description: 2320B Alkalinity
Laboratory: Pace Analytical Services - Asheville
Associated Lab Samples: 92730671001, 92730671002, 92730671003, 92730671004, 92730671005, 92730671006, 92730671007, 92730671008, 92730671009

METHOD BLANK: 4417944 Matrix: Water
Associated Lab Samples: 92730671001, 92730671002, 92730671003, 92730671004, 92730671005, 92730671006, 92730671007, 92730671008, 92730671009

Parameter	Units	Blank Result	Reporting Limit	MDL	Analyzed	Qualifiers
Alkalinity, Total as CaCO3	mg/L	ND	5.0	5.0	05/22/24 15:43	
Alkalinity,Bicarbonate (CaCO3)	mg/L	ND	5.0	5.0	05/22/24 15:43	
Alkalinity,Carbonate (CaCO3)	mg/L	ND	5.0	5.0	05/22/24 15:43	

LABORATORY CONTROL SAMPLE: 4417945

Parameter	Units	Spike Conc.	LCS Result	LCS % Rec	% Rec Limits	Qualifiers
Alkalinity, Total as CaCO3	mg/L	50	51.1	102	80-120	

LABORATORY CONTROL SAMPLE: 4417946

Parameter	Units	Spike Conc.	LCS Result	LCS % Rec	% Rec Limits	Qualifiers
Alkalinity, Total as CaCO3	mg/L	50	50.6	101	80-120	

MATRIX SPIKE & MATRIX SPIKE DUPLICATE: 4417947 4417948

Parameter	Units	92731542007 Result	MS Spike Conc.	MSD Spike Conc.	MS Result	MSD Result	MS % Rec	MSD % Rec	% Rec Limits	RPD	Max RPD	Qual
Alkalinity, Total as CaCO3	mg/L	33.5	50	50	84.4	83.6	102	100	80-120	1	25	

MATRIX SPIKE & MATRIX SPIKE DUPLICATE: 4417949 4417950

Parameter	Units	92731542008 Result	MS Spike Conc.	MSD Spike Conc.	MS Result	MSD Result	MS % Rec	MSD % Rec	% Rec Limits	RPD	Max RPD	Qual
Alkalinity, Total as CaCO3	mg/L	51.0	50	50	102	103	103	103	80-120	0	25	

Results presented on this page are in the units indicated by the "Units" column except where an alternate unit is presented to the right of the result.

This report shall not be reproduced, except in full,
without the written consent of Pace Analytical Services, LLC.

Pace Analytical Services, LLC
9800 Kincey Ave. Suite 100
Huntersville, NC 28078
(704)875-9092

QUALITY CONTROL DATA

Project: Hammond AP-2
Pace Project No.: 92730671

QC Batch: 854607
QC Batch Method: SM 4500-S2D-2011
Analysis Method: SM 4500-S2D-2011
Analysis Description: 4500S2D Sulfide Water
Laboratory: Pace Analytical Services - Asheville
Associated Lab Samples: 92730671001, 92730671002, 92730671003, 92730671004, 92730671005, 92730671006, 92730671007, 92730671008, 92730671009

METHOD BLANK: 4409627
Matrix: Water
Associated Lab Samples: 92730671001, 92730671002, 92730671003, 92730671004, 92730671005, 92730671006, 92730671007, 92730671008, 92730671009

Parameter	Units	Blank Result	Reporting Limit	MDL	Analyzed	Qualifiers
Sulfide	mg/L	ND	0.10	0.022	05/16/24 05:56	

LABORATORY CONTROL SAMPLE: 4409628

Parameter	Units	Spike Conc.	LCS Result	LCS % Rec	% Rec Limits	Qualifiers
Sulfide	mg/L	0.5	0.53	106	80-120	

MATRIX SPIKE & MATRIX SPIKE DUPLICATE: 4409629 4409630

Parameter	Units	92730671002 Result	MS Spike Conc.	MSD Spike Conc.	MS Result	MSD Result	MS % Rec	MSD % Rec	% Rec Limits	RPD	Max RPD	Qual
Sulfide	mg/L	ND	0.5	0.5	0.086J	0.064J	17	13	80-120		10	M1

MATRIX SPIKE & MATRIX SPIKE DUPLICATE: 4409631 4409632

Parameter	Units	92730671007 Result	MS Spike Conc.	MSD Spike Conc.	MS Result	MSD Result	MS % Rec	MSD % Rec	% Rec Limits	RPD	Max RPD	Qual
Sulfide	mg/L	ND	0.5	0.5	0.54	0.54	108	108	80-120	0	10	

Results presented on this page are in the units indicated by the "Units" column except where an alternate unit is presented to the right of the result.

This report shall not be reproduced, except in full,
without the written consent of Pace Analytical Services, LLC.

Pace Analytical Services, LLC
9800 Kincey Ave. Suite 100
Huntersville, NC 28078
(704)875-9092

QUALITY CONTROL DATA

Project: Hammond AP-2
Pace Project No.: 92730671

QC Batch: 854545
QC Batch Method: EPA 300.0 Rev 2.1 1993
Analysis Method: EPA 300.0 Rev 2.1 1993
Analysis Description: 300.0 IC Anions
Laboratory: Pace Analytical Services - Asheville
Associated Lab Samples: 92730671001, 92730671002, 92730671003, 92730671004, 92730671005, 92730671006, 92730671007, 92730671008, 92730671009

METHOD BLANK: 4409395
Matrix: Water
Associated Lab Samples: 92730671001, 92730671002, 92730671003, 92730671004, 92730671005, 92730671006, 92730671007, 92730671008, 92730671009

Parameter	Units	Blank Result	Reporting Limit	MDL	Analyzed	Qualifiers
Chloride	mg/L	ND	1.0	0.60	05/14/24 20:45	
Fluoride	mg/L	ND	0.10	0.050	05/14/24 20:45	
Sulfate	mg/L	ND	1.0	0.50	05/14/24 20:45	

LABORATORY CONTROL SAMPLE: 4409396

Parameter	Units	Spike Conc.	LCS Result	LCS % Rec	% Rec Limits	Qualifiers
Chloride	mg/L	50	51.7	103	90-110	
Fluoride	mg/L	2.5	2.7	108	90-110	
Sulfate	mg/L	50	52.7	105	90-110	

MATRIX SPIKE & MATRIX SPIKE DUPLICATE: 4409397 4409398

Parameter	Units	92730545001 Result	MS Spike Conc.	MSD Spike Conc.	MS Result	MSD Result	MS % Rec	MSD % Rec	% Rec Limits	RPD	Max RPD	Qual
Chloride	mg/L	62.5	50	50	108	108	90	92	90-110	1	10	
Fluoride	mg/L	0.93	2.5	2.5	3.4	3.4	101	97	90-110	3	10	
Sulfate	mg/L	15.7	50	50	62.3	61.6	93	92	90-110	1	10	

MATRIX SPIKE & MATRIX SPIKE DUPLICATE: 4409399 4409400

Parameter	Units	92730671009 Result	MS Spike Conc.	MSD Spike Conc.	MS Result	MSD Result	MS % Rec	MSD % Rec	% Rec Limits	RPD	Max RPD	Qual
Chloride	mg/L	13.5	50	50	65.0	66.9	103	107	90-110	3	10	
Fluoride	mg/L	0.17	2.5	2.5	2.6	2.7	98	103	90-110	5	10	
Sulfate	mg/L	136	50	50	180	186	89	101	90-110	3	10	M1

Results presented on this page are in the units indicated by the "Units" column except where an alternate unit is presented to the right of the result.

REPORT OF LABORATORY ANALYSIS

This report shall not be reproduced, except in full,
without the written consent of Pace Analytical Services, LLC.

Pace Analytical Services, LLC
9800 Kincey Ave. Suite 100
Huntersville, NC 28078
(704)875-9092

QUALIFIERS

Project: Hammond AP-2
Pace Project No.: 92730671

DEFINITIONS

DF - Dilution Factor, if reported, represents the factor applied to the reported data due to dilution of the sample aliquot.

ND - Not Detected at or above adjusted reporting limit.

TNTC - Too Numerous To Count

J - Estimated concentration above the adjusted method detection limit and below the adjusted reporting limit.

MDL - Adjusted Method Detection Limit.

PQL - Practical Quantitation Limit.

RL - Reporting Limit - The lowest concentration value that meets project requirements for quantitative data with known precision and bias for a specific analyte in a specific matrix.

S - Surrogate

1,2-Diphenylhydrazine decomposes to and cannot be separated from Azobenzene using Method 8270. The result for each analyte is a combined concentration.

Consistent with EPA guidelines, unrounded data are displayed and have been used to calculate % recovery and RPD values.

LCS(D) - Laboratory Control Sample (Duplicate)

MS(D) - Matrix Spike (Duplicate)

DUP - Sample Duplicate

RPD - Relative Percent Difference

NC - Not Calculable.

SG - Silica Gel - Clean-Up

U - Indicates the compound was analyzed for, but not detected.

Acid preservation may not be appropriate for 2 Chloroethylvinyl ether.

A separate vial preserved to a pH of 4-5 is recommended in SW846 Chapter 4 for the analysis of Acrolein and Acrylonitrile by EPA Method 8260.

N-Nitrosodiphenylamine decomposes and cannot be separated from Diphenylamine using Method 8270. The result reported for each analyte is a combined concentration.

Reported results are not rounded until the final step prior to reporting. Therefore, calculated parameters that are typically reported as "Total" may vary slightly from the sum of the reported component parameters.

Pace Analytical is TNI accredited. Contact your Pace PM for the current list of accredited analytes.

TNI - The NELAC Institute.

ANALYTE QUALIFIERS

B	Analyte was detected in the associated method blank.
M1	Matrix spike recovery exceeded QC limits. Batch accepted based on laboratory control sample (LCS) recovery.

This report shall not be reproduced, except in full,
without the written consent of Pace Analytical Services, LLC.

Pace Analytical Services, LLC
9800 Kincey Ave. Suite 100
Huntersville, NC 28078
(704)875-9092

QUALITY CONTROL DATA CROSS REFERENCE TABLE

Project: Hammond AP-2
Pace Project No.: 92730671

Lab ID	Sample ID	QC Batch Method	QC Batch	Analytical Method	Analytical Batch
92730671001	**HAM-PT-01**	EPA 3010A	854790	EPA 6010D	854842
92730671002	**HAM-PT-02**	EPA 3010A	854790	EPA 6010D	854842
92730671003	**HAM-PT-03**	EPA 3010A	854790	EPA 6010D	854842
92730671004	**HAM-PT-04**	EPA 3010A	854790	EPA 6010D	854842
92730671005	**HAM-PT-05**	EPA 3010A	854790	EPA 6010D	854842
92730671006	**HAM-PT-06**	EPA 3010A	854790	EPA 6010D	854842
92730671007	**HAM-AP2-EB-01**	EPA 3010A	854790	EPA 6010D	854842
92730671008	**HAM-AP2-FB-01**	EPA 3010A	854790	EPA 6010D	854842
92730671009	**HAM-AP2-FD-01**	EPA 3010A	854790	EPA 6010D	854842
92730671001	**HAM-PT-01**	EPA 3005A	854789	EPA 6020B	854915
92730671002	**HAM-PT-02**	EPA 3005A	854789	EPA 6020B	854915
92730671003	**HAM-PT-03**	EPA 3005A	854789	EPA 6020B	854915
92730671004	**HAM-PT-04**	EPA 3005A	854789	EPA 6020B	854915
92730671005	**HAM-PT-05**	EPA 3005A	854789	EPA 6020B	854915
92730671006	**HAM-PT-06**	EPA 3005A	854789	EPA 6020B	854915
92730671007	**HAM-AP2-EB-01**	EPA 3005A	854789	EPA 6020B	854915
92730671008	**HAM-AP2-FB-01**	EPA 3005A	854789	EPA 6020B	854915
92730671009	**HAM-AP2-FD-01**	EPA 3005A	854789	EPA 6020B	854915
92730671001	**HAM-PT-01**	EPA 7470A	855735	EPA 7470A	855836
92730671002	**HAM-PT-02**	EPA 7470A	855735	EPA 7470A	855836
92730671003	**HAM-PT-03**	EPA 7470A	855735	EPA 7470A	855836
92730671004	**HAM-PT-04**	EPA 7470A	855735	EPA 7470A	855836
92730671005	**HAM-PT-05**	EPA 7470A	855735	EPA 7470A	855836
92730671006	**HAM-PT-06**	EPA 7470A	855735	EPA 7470A	855836
92730671007	**HAM-AP2-EB-01**	EPA 7470A	855735	EPA 7470A	855836
92730671008	**HAM-AP2-FB-01**	EPA 7470A	855735	EPA 7470A	855836
92730671009	**HAM-AP2-FD-01**	EPA 7470A	855735	EPA 7470A	855836
92730671001	**HAM-PT-01**	SM 2540C-2015	854678		
92730671002	**HAM-PT-02**	SM 2540C-2015	854678		
92730671003	**HAM-PT-03**	SM 2540C-2015	854678		
92730671004	**HAM-PT-04**	SM 2540C-2015	854678		
92730671005	**HAM-PT-05**	SM 2540C-2015	854678		
92730671006	**HAM-PT-06**	SM 2540C-2015	854678		
92730671007	**HAM-AP2-EB-01**	SM 2540C-2015	854678		
92730671008	**HAM-AP2-FB-01**	SM 2540C-2015	854678		
92730671009	**HAM-AP2-FD-01**	SM 2540C-2015	854678		
92730671001	**HAM-PT-01**	SM 2320B-2011	856335		
92730671002	**HAM-PT-02**	SM 2320B-2011	856335		
92730671003	**HAM-PT-03**	SM 2320B-2011	856335		
92730671004	**HAM-PT-04**	SM 2320B-2011	856335		
92730671005	**HAM-PT-05**	SM 2320B-2011	856335		
92730671006	**HAM-PT-06**	SM 2320B-2011	856335		
92730671007	**HAM-AP2-EB-01**	SM 2320B-2011	856335		
92730671008	**HAM-AP2-FB-01**	SM 2320B-2011	856335		
92730671009	**HAM-AP2-FD-01**	SM 2320B-2011	856335		
92730671001	**HAM-PT-01**	SM 4500-S2D-2011	854607		

This report shall not be reproduced, except in full,
without the written consent of Pace Analytical Services, LLC.

Pace Analytical Services, LLC
9800 Kincey Ave. Suite 100
Huntersville, NC 28078
(704)875-9092

QUALITY CONTROL DATA CROSS REFERENCE TABLE

Project: Hammond AP-2
Pace Project No.: 92730671

Lab ID	Sample ID	QC Batch Method	QC Batch	Analytical Method	Analytical Batch
92730671002	**HAM-PT-02**	SM 4500-S2D-2011	854607		
92730671003	**HAM-PT-03**	SM 4500-S2D-2011	854607		
92730671004	**HAM-PT-04**	SM 4500-S2D-2011	854607		
92730671005	**HAM-PT-05**	SM 4500-S2D-2011	854607		
92730671006	**HAM-PT-06**	SM 4500-S2D-2011	854607		
92730671007	**HAM-AP2-EB-01**	SM 4500-S2D-2011	854607		
92730671008	**HAM-AP2-FB-01**	SM 4500-S2D-2011	854607		
92730671009	**HAM-AP2-FD-01**	SM 4500-S2D-2011	854607		
92730671001	**HAM-PT-01**	EPA 300.0 Rev 2.1 1993	854545		
92730671002	**HAM-PT-02**	EPA 300.0 Rev 2.1 1993	854545		
92730671003	**HAM-PT-03**	EPA 300.0 Rev 2.1 1993	854545		
92730671004	**HAM-PT-04**	EPA 300.0 Rev 2.1 1993	854545		
92730671005	**HAM-PT-05**	EPA 300.0 Rev 2.1 1993	854545		
92730671006	**HAM-PT-06**	EPA 300.0 Rev 2.1 1993	854545		
92730671007	**HAM-AP2-EB-01**	EPA 300.0 Rev 2.1 1993	854545		
92730671008	**HAM-AP2-FB-01**	EPA 300.0 Rev 2.1 1993	854545		
92730671009	**HAM-AP2-FD-01**	EPA 300.0 Rev 2.1 1993	854545		

This report shall not be reproduced, except in full,
without the written consent of Pace Analytical Services, LLC.

Pace	DC#_Title: ENV-FRM-HUN1-0083 v03_Sample Condition Upon Receipt
	Effective Date: 12/01/2023

Laboratory receiving samples:
Asheville ☐ Eden ☐ Greenwood ☐ Huntersville ☐ Raleigh ☐ Mechanicsville ☐ Atlanta ☑ Kernersville ☐

Sample Condition Upon Receipt

Client Name: GA Power

Project #:

WO#: 92730671
92730671

Courier: ☐ Commercial ☐ Fed Ex ☐ UPS ☐ USPS ☐ Client ☑ Pace ☐ Other:____

Custody Seal Present? ☑ Yes ☐ No **Seals Intact?** ☑ Yes ☐ No ☐ N/A

Date/Initials Person Examining Contents: 5/11/24 DW

Packing Material: ☑ Bubble Wrap ☐ Bubble Bags ☐ None ☐ Other

Biological Tissue Frozen? ☐ Yes ☐ No ☑ N/A

Thermometer: ☐ IR Gun ID: 214 **Type of Ice:** ☑ Wet ☐ Blue ☐ None

Cooler Temp: 4.0 **Correction Factor:** Add/Subtract (°C) +0.1

Temp should be above freezing to 6°C
☐ Samples out of temp criteria. Samples on ice, cooling process has begun

Cooler Temp Corrected (°C): 4.1

USDA Regulated Soil (☐ N/A, water sample)
Did samples originate in a quarantine zone within the United States: CA, NY, or SC (check maps)? ☐ Yes ☐ No

Did samples originate from a foreign source (internationally, including Hawaii and Puerto Rico)? ☐ Yes ☐ No

				Comments/Discrepancy:
Chain of Custody Present?	☑ Yes	☐ No	☐ N/A	1.
Samples Arrived within Hold Time?	☑ Yes	☐ No	☐ N/A	2.
Short Hold Time Analysis (<72 hr.)?	☑ Yes	☐ No	☐ N/A	3.
Rush Turn Around Time Requested?	☐ Yes	☑ No	☐ N/A	4.
Sufficient Volume?	☑ Yes	☐ No	☐ N/A	5.
Correct Containers Used?	☑ Yes	☐ No	☐ N/A	6.
-Pace Containers Used?	☑ Yes	☐ No	☐ N/A	
Containers Intact?	☑ Yes	☐ No	☐ N/A	7.
Dissolved analysis: Samples Field Filtered?	☐ Yes	☑ No	☐ N/A	8.
Sample Labels Match COC? -Includes Date/Time/ID/Analysis Matrix: WG	☑ Yes	☐ No	☐ N/A	9.
Headspace in VOA Vials (>5-6mm)?	☐ Yes	☐ No	☑ N/A	10.
Trip Blank Present?	☐ Yes	☐ No	☑ N/A	11.
Trip Blank Custody Seals Present?	☐ Yes	☐ No	☑ N/A	

Field Data Required? ☐ Yes ☐ No

COMMENTS/SAMPLE DISCREPANCY

Lot ID of split containers:

CLIENT NOTIFICATION/RESOLUTION

Person contacted: Date/Time:

Project Manager SCURF Review: Date:

Project Manager SRF Review: Date:

DC#_Title: ENV-FRM-HUN1-0083 v03_Sample Condition Upon Receipt

Effective Date: 12/01/2023

WO#: 92730671

PM: BV Due Date: 05/29/24

CLIENT: 92- GP-HAM

Project #

*Check mark top half of box if pH and/or dechlorination is verified and within the acceptance range for preservation samples.

Exceptions: VOA, Coliform, TOC, Oil and Grease, DRO/8015 (water) DOC, LLHg

**Bottom half of box is to list number of bottles

***Check all unpreserved Nitrates for chlorine

Item#	BP4U-125 mL Plastic Unpreserved (N/A) (Cl-)	BP3U-250 mL Plastic Unpreserved (N/A)	BP2U-500 mL Plastic Unpreserved (N/A)	BP1U-1 liter Plastic Unpreserved (N/A)	BP4S-125 mL Plastic H2SO4 (pH < 2) (Cl-)	BP3N-250 mL plastic HNO3 (pH < 2)	BP4Z-125 mL Plastic ZN Acetate & NaOH (>9)	BP4B-125 mL Plastic NaOH (pH > 12) (Cl-)	WGFU-Wide-mouthed Glass jar Unpreserved	AG1U-1 liter Amber Unpreserved (N/A) (Cl-)	AG1H-1 liter Amber HCl (pH < 2)	AG3U-250 mL Amber Unpreserved (N/A) (Cl-)	AG1S-1 liter Amber H2SO4 (pH < 2)	AG3S-250 mL Amber H2SO4 (pH < 2)	DG94-40 mL Amber NH4Cl (N/A)(Cl-)	DG9H-40 mL VOA HCl (N/A)	VG9T-40 mL VOA Na2S2O3 (N/A)	VG9U-40 mL VOA Unpreserved (N/A)	DG9V-40 mL VOA H3PO4 (N/A)	KP7U-50 mL Plastic Unpreserved (N/A)	V/GK (3 vials per kit)-VPH/Gas kit (N/A)	SP5T-125 mL Sterile Plastic (N/A – lab)	SP2T-250 mL Sterile Plastic (N/A – lab)		BP3R-250 mL Plastic (NH2)2SO4 (9.3-9.7)	AG0U-100 mL Amber Unpreserved (N/A) (Cl-)	VSGU-20 mL Scintillation vials (N/A)	DG9U-40 mL Amber Unpreserved vials (N/A)
1		2	1			1 ✓	1 ✓																					
2		2	1			1 ✓	1 ✓																					
3		2	1			1 ✓	1 ✓																					
4		2	1			1 ✓	1 ✓																					
5		2	1			1 ✓	1 ✓																					
6		2	1			1 ✓	1 ✓																					
7		2	1			1 ✓	1 ✓																					
8		2	1			1 ✓	1 ✓																					
9		2	1			1 ✓	1 ✓																					
10																												
11																												
12																												

pH Adjustment Log for Preserved Samples

Sample ID	Type of Preservative	pH upon receipt	Date preservation adjusted	Time preservation adjusted	Amount of Preservative added	Lot #

Note: Whenever there is a discrepancy affecting North Carolina compliance samples, a copy of this form will be sent to the North Carolina DENR Certification Office (i.e. Out of hold, incorrect preservative, out of temp, incorrect containers.

Pace Analytical
www.pacelabs.com

CHAIN-OF-CUSTODY / Analytical Request Document

The Chain-of-Custody is a LEGAL DOCUMENT. All relevant fields must be completed accurately.

Page: 1 of 1

Section A Required Client Information:
Company: GA Power
Address: Atlanta, GA
Email To: SCS Contacts
Phone: Fax:
Requested Due Date/TAT: 10 Day

Section B Required Project Information:
Report To: SCS Contacts
Copy To: Geosyntec Contacts
Purchase Order No.: GPC82474-0001
Project Name: Hammond AP-2
Project Number:

Section C Invoice Information:
Attention: Southern Co.
Company Name:
Address:
Pace Quote Reference:
Pace Project Manager: Bonnie Vang
Pace Profile #: 10839

REGULATORY AGENCY
☐ NPDES ☐ GROUND WATER ☐ DRINKING WATER
☐ UST ☐ RCRA ☑ OTHER CCR
Site Location STATE: GA

Section D Required Client Information

Valid Matrix Codes

MATRIX	CODE
DRINKING WATER	DW
WATER	WT
WASTE WATER	WW
PRODUCT	P
SOIL/SOLID	SL
OIL	OL
WIPE	WP
AIR	AR
OTHER	OT
TISSUE	TS

SAMPLE ID (A-Z, 0-9 / ,-) Sample IDs MUST BE UNIQUE

Requested Analysis Filtered (Y/N)

ITEM #	SAMPLE ID	MATRIX CODE (see valid codes to left)	SAMPLE TYPE (G=GRAB C=COMP)	COLLECTED COMPOSITE DATE	COLLECTED COMPOSITE TIME	COLLECTED COMPOSITE DATE	COLLECTED COMPOSITE TIME	SAMPLE TEMP AT COLLECTION	# OF CONTAINERS	Unpreserved	H_2SO_4	HNO_3	HCl	NaOH	$Na_2S_2O_3$	Methanol	Other	Analysis Test Y/N	Chloride, Fluoride, Sulfate	Full App. III and IV metals	Major Ions (Profile 10839-2):	TDS	Residual Chlorine (Y/N)	Pace Project No./ Lab I.D.
										Preservatives									N	N	N	N		
1	HAM-PT-01	WG	G	5/13/2024	0954			17	5	3		1					1		X	X	X	X	N	001
2	HAM-PT-02	WG	G	5/13/2024	1107			16	5	3		1					1		X	X	X	X	N	002
3	HAM-PT-03	WG	G	5/13/2024	1224			16	5	3		1					1		X	X	X	X	N	003
4	HAM-PT-04	WG	G	5/13/2024	1445			18	5	3		1					1		X	X	X	X	N	004
5	HAM-PT-05	WG	G	5/13/2024	1554	AS 5/13/2024		18	5	3		1					1		X	X	X	X	N	005
6	HAM-PT-06	WG	G	5/13/2024	1718			18	5	3		1					1		X	X	X	X	N	006
7	HAM-AP2-EB-01	WQ	G	5/13/2024	1745			17	5	3		1					1		X	X	X	X	N	007
8	HAM-AP2-FB-01	WQ	G	5/13/2024	1737			17	5	3		1					1		X	X	X	X	N	008
9	HAM-AP2-FD-01	WG	G	5/13/2024	0000			17	5	3		1					1		X	X	X	X	N	009
10																								
11						AS 5/13/2024																		
12																								

9273067 1

ADDITIONAL COMMENTS	RELINQUISHED BY / AFFILIATION	DATE	TIME	ACCEPTED BY / AFFILIATION	DATE	TIME	SAMPLE CONDITIONS
Task Code: HAM-CCR-CA-20240513	Anthony Szwast / Geosyntec	5-14-2024	1245	Ryan William / Pace	5/14/24	1245	
	Ryan Williams / Pace	5/14/2024	1445		5/14/24	1445	

SAMPLER NAME AND SIGNATURE
PRINT Name of SAMPLER: Anthony Szwast / Geosyntec Consultants
SIGNATURE of SAMPLER: Anthony Szwast
DATE Signed (MM/DD/YY): 05/13/24

Temp in °C | Received on Ice (Y/N) | Custody Sealed Cooler (Y/N) | Samples Intact (Y/N)

*Important Note: By signing this form you are accepting Pace's NET 30 day payment terms and agreeing to late charges of 1.5% per month for any invoices not paid within 30 days.

FIELD SAMPLING REPORTS

Low-Flow Test Report:

Test Date / Time: 5/13/2024 12:49:54 PM
Project: Plant Hammond
Operator Name: Anthony Szwast

Location Name: INW-01 **Well Diameter: 2 in** **Casing Type: PVC** **Screen Length: 10 ft** **Top of Screen: 13.16 ft** **Total Depth: 23.16 ft** **Initial Depth to Water: 5.9 ft**	**Pump Type: Peri** **Tubing Type: Poly** **Pump Intake From TOC: 18.16 ft** **Estimated Total Volume Pumped: 2 liter** **Flow Cell Volume: 90 ml** **Final Flow Rate: 200 ml/min** **Final Draw Down: 1.95 ft**	**Instrument Used: Aqua TROLL 400** **Serial Number: 850751**

Test Notes:
Field parameters.

Weather Conditions:
Cloud, 65 deg. F.

Low-Flow Readings:

Date Time	Elapsed Time	pH	Temperature	Specific Conductivity	RDO Concentration	Turbidity	ORP	Depth to Water	Flow
		+/- 0.1	+/- 0.5	+/- 5 %	+/- 0.2	+/- 5	+/- 10	+/- 0.3	
5/13/2024 12:49 PM	00:00	6.26 pH	18.39 °C	469.75 µS/cm	0.93 mg/L	10.78 NTU	-45.3 mV	6.60 ft	200.00 ml/min
5/13/2024 12:54 PM	05:00	6.42 pH	17.41 °C	487.13 µS/cm	0.17 mg/L	8.54 NTU	-62.2 mV	7.38 ft	200.00 ml/min
5/13/2024 12:59 PM	10:00	6.44 pH	17.31 °C	492.41 µS/cm	0.11 mg/L	8.20 NTU	-59.4 mV	7.85 ft	200.00 ml/min

Samples

Sample ID:	Description:

Created using VuSitu from In-Situ, Inc.

Low-Flow Test Report:

Test Date / Time: 5/13/2024 5:26:40 PM
Project: Plant Hammond
Operator Name: Jamie Newsome

Location Name: INW-02 **Well Diameter: 2 in** **Casing Type: PVC** **Screen Length: 10 ft** **Top of Screen: 25.08 ft** **Total Depth: 35.08 ft** **Initial Depth to Water: 12.85 ft**	**Pump Type: Peri** **Tubing Type: Poly** **Pump Intake From TOC: 30.08 ft** **Estimated Total Volume Pumped: 2 liter** **Flow Cell Volume: 90 ml** **Final Flow Rate: 200 ml/min Final Draw Down: 0.08 ft**	**Instrument Used: Aqua TROLL 400** **Serial Number: 966105**

Test Notes:
Field parameters.

Weather Conditions:
Cloudy, 65F

Low-Flow Readings:

Date Time	Elapsed Time	pH	Temperature	Specific Conductivity	RDO Concentration	Turbidity	ORP	Depth to Water	Flow
		+/- 0.1	+/- 0.5	+/- 3 %	+/- 0.2	+/- 5	+/- 10	+/- 0.3	
5/13/2024 5:26 PM	00:00	6.85 pH	17.98 °C	1,607.2 µS/cm	0.42 mg/L	3.08 NTU	-65.0 mV	12.85 ft	200.00 ml/min
5/13/2024 5:31 PM	05:00	6.84 pH	17.87 °C	1,715.6 µS/cm	0.27 mg/L	3.94 NTU	-82.2 mV	12.90 ft	200.00 ml/min
5/13/2024 5:36 PM	10:00	6.83 pH	17.86 °C	1,759.3 µS/cm	0.23 mg/L	4.24 NTU	-80.5 mV	12.93 ft	200.00 ml/min

Samples

Sample ID:	Description:

Created using VuSitu from In-Situ, Inc.

Low-Flow Test Report:

Test Date / Time: 5/13/2024 9:19:08 AM
Project: Plant Hammond
Operator Name: Anthony Szwast

Location Name: PT-01 **Well Diameter: 2 in** **Casing Type: PVC** **Screen Length: 10 ft** **Top of Screen: 13.19 ft** **Total Depth: 23.19 ft** **Initial Depth to Water: 6.09 ft**	**Pump Type: Peri** **Tubing Type: Poly** **Pump Intake From TOC: 18.19 ft** **Estimated Total Volume Pumped: 7 liter** **Flow Cell Volume: 90 ml** **Final Flow Rate: 200 ml/min** **Final Draw Down: 2.22 ft**	**Instrument Used: Aqua TROLL 400** **Serial Number: 850751**

Test Notes:
Full App. III and IV and Major Ions (no RADs).

Weather Conditions:
Cloudy, 68 deg. F.

Low-Flow Readings:

Date Time	Elapsed Time	pH	Temperature	Specific Conductivity	RDO Concentration	Turbidity	ORP	Depth to Water	Flow
		+/- 0.1	+/- 0.5	+/- 5 %	+/- 0.2	+/- 5	+/- 10	+/- 0.3	
5/13/2024 9:19 AM	00:00	6.47 pH	16.88 °C	571.29 µS/cm	0.48 mg/L	13.80 NTU	-46.2 mV	7.62 ft	200.00 ml/min
5/13/2024 9:24 AM	05:00	6.45 pH	16.65 °C	584.63 µS/cm	0.36 mg/L	9.20 NTU	-53.8 mV	8.02 ft	200.00 ml/min
5/13/2024 9:29 AM	10:00	6.43 pH	16.65 °C	586.65 µS/cm	0.32 mg/L	5.12 NTU	-51.0 mV	8.16 ft	200.00 ml/min
5/13/2024 9:34 AM	15:00	6.43 pH	16.65 °C	586.52 µS/cm	0.20 mg/L	5.29 NTU	-53.7 mV	8.24 ft	200.00 ml/min
5/13/2024 9:39 AM	20:00	6.43 pH	16.60 °C	589.63 µS/cm	0.17 mg/L	5.05 NTU	-56.5 mV	8.27 ft	200.00 ml/min
5/13/2024 9:44 AM	25:00	6.43 pH	16.54 °C	595.18 µS/cm	0.14 mg/L	3.26 NTU	-58.4 mV	8.30 ft	200.00 ml/min
5/13/2024 9:49 AM	30:00	6.44 pH	16.52 °C	598.86 µS/cm	0.12 mg/L	1.62 NTU	-60.1 mV	8.31 ft	200.00 ml/min

Samples

Sample ID:	Description:
HAM-PT-01	Grab.
HAM-AP2-FD-01	Grab.

Created using VuSitu from In-Situ, Inc.

Low-Flow Test Report:

Test Date / Time: 5/13/2024 10:27:46 AM
Project: Plant Hammond
Operator Name: Anthony Szwast

Location Name: PT-02 **Well Diameter: 2 in** **Casing Type: PVC** **Screen Length: 10 ft** **Top of Screen: 13.26 ft** **Total Depth: 23.26 ft** **Initial Depth to Water: 6.23 ft**	**Pump Type: Peri** **Tubing Type: Poly** **Pump Intake From TOC: 18.26 ft** **Estimated Total Volume Pumped: 7.4 liter** **Flow Cell Volume: 90 ml** **Final Flow Rate: 200 ml/min** **Final Draw Down: 3.82 ft**	**Instrument Used: Aqua TROLL 400** **Serial Number: 850751**

Test Notes:
Full App. III and IV and Major Ions (no RADs).

Weather Conditions:
Cloudy and rainy, 70 deg. F.

Low-Flow Readings:

Date Time	Elapsed Time	pH	Temperature	Specific Conductivity	RDO Concentration	Turbidity	ORP	Depth to Water	Flow
		+/- 0.1	+/- 0.5	+/- 5 %	+/- 0.2	+/- 5	+/- 10	+/- 0.3	
5/13/2024 10:27 AM	00:00	6.36 pH	16.61 °C	1,948.3 µS/cm	0.46 mg/L	1.29 NTU	-29.7 mV	7.33 ft	200.00 ml/min
5/13/2024 10:32 AM	05:00	6.35 pH	16.43 °C	1,835.1 µS/cm	0.17 mg/L	3.41 NTU	-29.3 mV	8.45 ft	200.00 ml/min
5/13/2024 10:37 AM	10:00	6.35 pH	16.38 °C	1,817.2 µS/cm	0.11 mg/L	4.35 NTU	-29.6 mV	8.99 ft	200.00 ml/min
5/13/2024 10:42 AM	15:00	6.35 pH	16.38 °C	1,866.8 µS/cm	0.09 mg/L	2.04 NTU	-34.9 mV	9.32 ft	200.00 ml/min
5/13/2024 10:47 AM	20:00	6.36 pH	16.39 °C	1,892.6 µS/cm	0.07 mg/L	2.40 NTU	-42.5 mV	9.66 ft	200.00 ml/min
5/13/2024 10:52 AM	25:00	6.39 pH	16.42 °C	1,934.2 µS/cm	0.06 mg/L	2.16 NTU	-49.0 mV	9.88 ft	200.00 ml/min
5/13/2024 10:57 AM	30:00	6.39 pH	16.45 °C	1,983.3 µS/cm	0.07 mg/L	2.29 NTU	-52.5 mV	9.98 ft	200.00 ml/min
5/13/2024 11:02 AM	35:00	6.39 pH	16.47 °C	2,000.4 µS/cm	0.06 mg/L	2.10 NTU	-51.7 mV	10.05 ft	200.00 ml/min

Samples

Sample ID:	Description:
HAM-PT-02	Grab.

Created using VuSitu from In-Situ, Inc.

Low-Flow Test Report:

Test Date / Time: 5/13/2024 11:39:09 AM
Project: Plant Hammond
Operator Name: Anthony Szwast

Location Name: PT-03 **Well Diameter: 2 in** **Casing Type: PVC** **Screen Length: 10 ft** **Top of Screen: 15.29 ft** **Total Depth: 25.29 ft** **Initial Depth to Water: 6.35 ft**	**Pump Type: Peri** **Tubing Type: Poly** **Pump Intake From TOC: 20.29 ft** **Estimated Total Volume Pumped: 9 liter** **Flow Cell Volume: 90 ml** **Final Flow Rate: 200 ml/min** **Final Draw Down: 0.15 ft**	**Instrument Used: Aqua TROLL 400** **Serial Number: 850751**

Test Notes:
Full App. III and IV and Major Ions (no RADs).

Weather Conditions:
Cloudy, 61 deg. F.

Low-Flow Readings:

Date Time	Elapsed Time	pH	Temperature	Specific Conductivity	RDO Concentration	Turbidity	ORP	Depth to Water	Flow
		+/- 0.1	+/- 0.5	+/- 5 %	+/- 0.2	+/- 5	+/- 10	+/- 0.3	
5/13/2024 11:39 AM	00:00	5.42 pH	16.35 °C	1,214.2 µS/cm	0.33 mg/L	2.40 NTU	145.5 mV	6.53 ft	200.00 ml/min
5/13/2024 11:44 AM	05:00	5.36 pH	16.23 °C	1,212.7 µS/cm	0.20 mg/L	2.67 NTU	163.8 mV	6.53 ft	200.00 ml/min
5/13/2024 11:49 AM	10:00	5.31 pH	16.25 °C	1,252.2 µS/cm	0.15 mg/L	2.11 NTU	127.3 mV	6.52 ft	200.00 ml/min
5/13/2024 11:54 AM	15:00	5.28 pH	16.25 °C	1,297.9 µS/cm	0.11 mg/L	4.03 NTU	123.2 mV	6.52 ft	200.00 ml/min
5/13/2024 11:59 AM	20:00	5.26 pH	16.31 °C	1,338.9 µS/cm	0.09 mg/L	0.71 NTU	120.9 mV	6.52 ft	200.00 ml/min
5/13/2024 12:04 PM	25:00	5.25 pH	16.29 °C	1,365.3 µS/cm	0.07 mg/L	0.77 NTU	118.5 mV	6.52 ft	200.00 ml/min
5/13/2024 12:09 PM	30:00	5.19 pH	16.30 °C	1,434.3 µS/cm	0.06 mg/L	0.83 NTU	118.6 mV	6.52 ft	200.00 ml/min
5/13/2024 12:14 PM	35:00	5.18 pH	16.38 °C	1,443.3 µS/cm	0.06 mg/L	0.50 NTU	116.9 mV	6.51 ft	200.00 ml/min
5/13/2024 12:19 PM	40:00	5.14 pH	16.48 °C	1,482.5 µS/cm	0.05 mg/L	2.56 NTU	116.6 mV	6.50 ft	200.00 ml/min

Samples

Sample ID:	Description:

HAM-PT-03	Grab.

Low-Flow Test Report:

Test Date / Time: 5/13/2024 1:55:33 PM
Project: Plant Hammond
Operator Name: Anthony Szwast

Location Name: PT-04 **Well Diameter: 2 in** **Casing Type: PVC** **Screen Length: 10 ft** **Top of Screen: 23.87 ft** **Total Depth: 33.87 ft** **Initial Depth to Water: 12.42 ft**	**Pump Type: Peri** **Tubing Type: Poly** **Pump Intake From TOC: 28.87 ft** **Estimated Total Volume Pumped: 10.2 liter** **Flow Cell Volume: 90 ml** **Final Flow Rate: 200 ml/min** **Final Draw Down: 0.07 ft**	**Instrument Used: Aqua TROLL 400** **Serial Number: 850751**

Test Notes:
Full App. III and IV and Major Ions (no RADs).

Weather Conditions:
Cloudy, 65 deg. F.

Low-Flow Readings:

Date Time	Elapsed Time	pH	Temperature	Specific Conductivity	RDO Concentration	Turbidity	ORP	Depth to Water	Flow
		+/- 0.1	+/- 0.5	+/- 5 %	+/- 0.2	+/- 5	+/- 10	+/- 0.3	
5/13/2024 1:55 PM	00:00	6.49 pH	17.90 °C	1,730.9 µS/cm	0.18 mg/L	11.59 NTU	-35.4 mV	12.47 ft	200.00 ml/min
5/13/2024 2:00 PM	05:00	6.50 pH	17.81 °C	1,723.6 µS/cm	0.13 mg/L	16.20 NTU	-39.9 mV	12.47 ft	200.00 ml/min
5/13/2024 2:05 PM	10:00	6.50 pH	17.84 °C	1,715.5 µS/cm	0.11 mg/L	12.90 NTU	-35.7 mV	12.47 ft	200.00 ml/min
5/13/2024 2:10 PM	15:00	6.51 pH	17.94 °C	1,727.5 µS/cm	0.09 mg/L	16.80 NTU	-36.9 mV	12.47 ft	200.00 ml/min
5/13/2024 2:15 PM	20:00	6.51 pH	18.02 °C	1,735.7 µS/cm	0.09 mg/L	11.50 NTU	-38.0 mV	12.47 ft	200.00 ml/min
5/13/2024 2:20 PM	25:00	6.51 pH	18.29 °C	1,740.6 µS/cm	0.08 mg/L	12.39 NTU	-39.6 mV	12.47 ft	200.00 ml/min
5/13/2024 2:25 PM	30:00	6.51 pH	18.21 °C	1,747.2 µS/cm	0.08 mg/L	8.48 NTU	-40.7 mV	12.48 ft	200.00 ml/min
5/13/2024 2:30 PM	35:00	6.52 pH	18.22 °C	1,754.2 µS/cm	0.08 mg/L	7.74 NTU	-41.5 mV	12.48 ft	200.00 ml/min
5/13/2024 2:35 PM	40:00	6.52 pH	18.26 °C	1,761.9 µS/cm	0.08 mg/L	6.06 NTU	-42.4 mV	12.48 ft	200.00 ml/min
5/13/2024 2:40 PM	45:00	6.53 pH	18.21 °C	1,759.2 µS/cm	0.09 mg/L	4.96 NTU	-41.8 mV	12.49 ft	200.00 ml/min

Samples

Sample ID:	Description:

HAM-PT-04	Grab.

Low-Flow Test Report:

Test Date / Time: 5/13/2024 3:19:12 PM
Project: Plant Hammond
Operator Name: Anthony Szwast

Location Name: PT-05 **Well Diameter: 2 in** **Casing Type: PVC** **Screen Length: 10 ft** **Top of Screen: 25.11 ft** **Total Depth: 35.11 ft** **Initial Depth to Water: 12.74 ft**	**Pump Type: Peri** **Tubing Type: Poly** **Pump Intake From TOC: 30.11 ft** **Estimated Total Volume Pumped: 7 liter** **Flow Cell Volume: 90 ml** **Final Flow Rate: 200 ml/min** **Final Draw Down: 0.1 ft**	**Instrument Used: Aqua TROLL 400** **Serial Number: 850751**

Test Notes:
Full App. III and IV and Major Ions (no RADs).

Weather Conditions:
Cloudy, 65 deg. F.

Low-Flow Readings:

Date Time	Elapsed Time	pH	Temperature	Specific Conductivity	RDO Concentration	Turbidity	ORP	Depth to Water	Flow
		+/- 0.1	+/- 0.5	+/- 5 %	+/- 0.2	+/- 5	+/- 10	+/- 0.3	
5/13/2024 3:19 PM	00:00	6.46 pH	18.26 °C	2,208.7 µS/cm	0.34 mg/L	6.10 NTU	11.3 mV	12.79 ft	200.00 ml/min
5/13/2024 3:24 PM	05:00	6.52 pH	18.04 °C	2,291.4 µS/cm	0.29 mg/L	5.55 NTU	7.9 mV	12.81 ft	200.00 ml/min
5/13/2024 3:29 PM	10:00	6.60 pH	17.99 °C	2,401.3 µS/cm	0.29 mg/L	3.62 NTU	12.1 mV	12.83 ft	200.00 ml/min
5/13/2024 3:34 PM	15:00	6.61 pH	18.04 °C	2,389.5 µS/cm	0.31 mg/L	2.87 NTU	17.1 mV	12.82 ft	200.00 ml/min
5/13/2024 3:39 PM	20:00	6.61 pH	18.04 °C	2,444.6 µS/cm	0.32 mg/L	2.42 NTU	22.1 mV	12.84 ft	200.00 ml/min
5/13/2024 3:44 PM	25:00	6.61 pH	18.01 °C	2,398.0 µS/cm	0.29 mg/L	2.22 NTU	23.5 mV	12.84 ft	200.00 ml/min
5/13/2024 3:49 PM	30:00	6.62 pH	18.07 °C	2,445.0 µS/cm	0.29 mg/L	2.11 NTU	23.9 mV	12.84 ft	200.00 ml/min

Samples

Sample ID:	Description:
HAM-PT-05	Grab.

Low-Flow Test Report:

Test Date / Time: 5/13/2024 4:28:08 PM
Project: Plant Hammond
Operator Name: Anthony Szwast

Location Name: PT-06 **Well Diameter: 2 in** **Casing Type: PVC** **Screen Length: 10 ft** **Top of Screen: 25.48 ft** **Total Depth: 35.48 ft** **Initial Depth to Water: 12.61 ft**	**Pump Type: Peri** **Tubing Type: Poly** **Pump Intake From TOC: 30.48 ft** **Estimated Total Volume Pumped: 10 liter** **Flow Cell Volume: 90 ml** **Final Flow Rate: 200 ml/min** **Final Draw Down: 0.11 ft**	**Instrument Used: Aqua TROLL 400** **Serial Number: 850751**

Test Notes:
Full App. III and IV and Major Ions (no RADs).

Weather Conditions:
Cloudy, 68 deg. F.

Low-Flow Readings:

Date Time	Elapsed Time	pH	Temperature	Specific Conductivity	RDO Concentration	Turbidity	ORP	Depth to Water	Flow
		+/- 0.1	+/- 0.5	+/- 5 %	+/- 0.2	+/- 5	+/- 10	+/- 0.3	
5/13/2024 4:28 PM	00:00	6.43 pH	18.43 °C	1,903.4 µS/cm	0.22 mg/L	12.39 NTU	26.7 mV	12.68 ft	200.00 ml/min
5/13/2024 4:33 PM	05:00	6.43 pH	18.13 °C	1,918.0 µS/cm	0.13 mg/L	11.08 NTU	27.0 mV	12.69 ft	200.00 ml/min
5/13/2024 4:38 PM	10:00	6.43 pH	18.08 °C	1,933.6 µS/cm	0.11 mg/L	6.42 NTU	25.4 mV	12.69 ft	200.00 ml/min
5/13/2024 4:43 PM	15:00	6.43 pH	18.02 °C	1,927.4 µS/cm	0.09 mg/L	5.30 NTU	25.0 mV	12.70 ft	200.00 ml/min
5/13/2024 4:48 PM	20:00	6.43 pH	18.12 °C	1,919.6 µS/cm	0.08 mg/L	5.21 NTU	25.1 mV	12.70 ft	200.00 ml/min
5/13/2024 4:53 PM	25:00	6.43 pH	18.13 °C	1,923.4 µS/cm	0.08 mg/L	6.10 NTU	24.3 mV	12.71 ft	200.00 ml/min
5/13/2024 4:58 PM	30:00	6.43 pH	18.18 °C	1,931.5 µS/cm	0.07 mg/L	5.75 NTU	24.3 mV	12.71 ft	200.00 ml/min
5/13/2024 5:03 PM	35:00	6.43 pH	18.09 °C	1,921.2 µS/cm	0.07 mg/L	6.00 NTU	24.0 mV	12.72 ft	200.00 ml/min
5/13/2024 5:08 PM	40:00	6.43 pH	17.94 °C	1,942.2 µS/cm	0.06 mg/L	6.00 NTU	24.0 mV	12.72 ft	200.00 ml/min
5/13/2024 5:13 PM	45:00	6.43 pH	17.94 °C	1,933.6 µS/cm	0.06 mg/L	2.06 NTU	23.8 mV	12.72 ft	200.00 ml/min

Samples

Sample ID:	Description:

HAM-PT-06	Grab.

CALIBRATION REPORTS

Site Name: Plant Hammond

Calibrated By: A. Szwast

Field Instrumentation Calibration Form

Date: 5-13-2024

Field Conditions: Cloudy, 67°F

Instrument	Manufactuer/ Model	Serial Number
Water Quality Meter	Aquatrolll 200	850751
Turbidity Meter	LaMotte 2020t	7009-1416

Calibration Standard Information				
Parameter	Standard	Lot #	Date of Expiration	Brand
Specific Conductance (µS/cm)	4,490	24005593	12/2024	AIR
pH (SU)	4.00	24005593	12/2024	AIR
pH (SU)	7.00	24003597	11/2024	AIR
pH (SU)	10.00	24006996	11/2024	AIR
D.O. (%)	N/A	—	—	—
ORP (mV)	228.0	24006907	11/2024	AIR

Calibration					
Time Start 815		Time Finish 835			
Parameter	Standard	Calibration Value	Calibration Solution Temperature (°C)	Acceptance Criteria	Reference
Specific Conductance (µS/cm)	4,490	4440.00	18.26	± 10% of standard	EPA 2023
pH (SU)	4.00	4.00	18.26	± 0.1	GWMP
pH (SU)	7.00	7.00	19.24	± 0.1	GWMP
pH (SU)	10.00	10.00	19.45	± 0.1	GWMP
D.O. (%)	N/A	100.00	17.26	± 10%	NA
ORP (mV)	228.0	228.0	19.41	± 10	EPA 2023

	Standard	Calibration Value	Acceptance Criteria	Reference
Turbidity (NTU)	0	0.00	± 10% of standard	EPA 2023
	1	0.79		
	10	10.05		
	—	—		

Calibration Check					
Time Start 1305		Time Finish 1315			
Parameter	Standard	Calibration Value	Calibration Solution Temperature (°C)	Acceptance Criteria	Reference
Specific Conductance (µS/cm)	4,490	4490.0	18.20	± 10% of standard	EPA 2023
pH (SU)	4.00	4.00	18.39	± 0.1	GWMP
pH (SU)	7.00	7.00	18.44	± 0.1	GWMP
pH (SU)	10.00	10.00	18.41	± 0.1	GWMP

	Standard	Calibration Value	Acceptance Criteria	Reference
Turbidity (NTU)	0	0.00	± 10% of standard	EPA 2023
	1	0.79		
	10	10.05		
	—	—		

Notes:

Site Name: GP Plant Hammond

Field Instrumentation Calibration Form

Date: 5/13/24

Calibrated By: J. Newsome

Field Conditions: Light Rain, 60°F

Instrument	Manufactuer/ Model	Serial Number
Water Quality Meter	Aquatroll	9666105
Turbidity Meter	LaMotte 2020	7111 - 1411

Calibration Standard Information				
Parameter	Standard	Lot #	Date of Expiration	Brand
Specific Conductance (µS/cm)	4,490	24005593	12/24	AIR
pH (SU)	4.00	24005593	12/24	AIR
pH (SU)	7.00	24004517	12/24	AIR
pH (SU)	10.00	24000085	12/24	AIR
D.O. (%)	N/A	—	—	—
ORP (mV)	228.0	24001903	12/24	AIR

Calibration					
Time Start	0800	Time Finish	0830		
Parameter	Standard	Calibration Value	Calibration Solution Temperature (°C)	Acceptance Criteria	Reference
Specific Conductance (µS/cm)	4,490	4708.2	18.9	± 10% of standard	EPA 2023
pH (SU)	4.00	4.02	19.23	± 0.1	GWMP
pH (SU)	7.00	6.93	19.61	± 0.1	GWMP
pH (SU)	10.00	10.05	19.83	± 0.1	GWMP
D.O. (%)	N/A	99.28%	18.78	± 10%	NA
ORP (mV)	228.0	238.2	19.77	± 10	EPA 2023

	Standard	Calibration Value	Acceptance Criteria	Reference
Turbidity (NTU)	0	0.23	± 10% of standard	EPA 2023
	1	1.01		
	10	10.00		
	—	—		

Calibration Check					
Time Start	1235	Time Finish	1247		
Parameter	Standard	Calibration Value	Calibration Solution Temperature (°C)	Acceptance Criteria	Reference
Specific Conductance (µS/cm)	4,490	4617.9	19.43	± 10% of standard	EPA 2023
pH (SU)	4.00	4.01	19.43	± 0.1	GWMP
pH (SU)	7.00	7.03	18.67	± 0.1	GWMP
pH (SU)	10.00	9.98	18.74	± 0.1	GWMP

	Standard	Calibration Value	Acceptance Criteria	Reference
Turbidity (NTU)	0	0.01	± 10% of standard	EPA 2023
	1	1.0		
	10	10.07		
	—	—		

Notes:

August 2024

LABORATORY ANALYTICAL RESULTS

Pace Analytical Services, LLC
9800 Kincey Ave. Suite 100
Huntersville, NC 28078
(704)875-9092

August 26, 2024

Kristen Jurinko
Southern Company
241 Ralph McGill Blvd NE
Bin 10160
Atlanta, GA 30308

RE: Project: Hammond AP-2 (CA)-20240807
Pace Project No.: 92746897

Dear Kristen Jurinko:

Enclosed are the analytical results for sample(s) received by the laboratory between August 09, 2024 and August 14, 2024. The results relate only to the samples included in this report. Results reported herein conform to the applicable TNI/NELAC Standards and the laboratory's Quality Manual, where applicable, unless otherwise noted in the body of the report.

The test results provided in this final report were generated by each of the following laboratories within the Pace Network:

- Pace Analytical Services - Asheville
- Pace Analytical Services - Peachtree Corners, GA

If you have any questions concerning this report, please feel free to contact me.

Sincerely,

Bonnie Vang

Bonnie Vang
bonnie.vang@pacelabs.com
704-977-0968
Project Manager

Enclosures

cc: Kip Gray, Geosyntec
Christine Hug, Geosyntec Consultants, Inc.
Thomas Kessler, Geosyntec Consultants
Whitney Law, Geosyntec Consultants
Laura Midkiff, Southern Company
Caroline Nelson, Geosyntec Consultants, Inc
Jamie Newsome, Geosyntec Consultants
Zain Webb, Geosyntec Consultants

REPORT OF LABORATORY ANALYSIS

This report shall not be reproduced, except in full,
without the written consent of Pace Analytical Services, LLC.

Pace Analytical Services, LLC
9800 Kincey Ave. Suite 100
Huntersville, NC 28078
(704)875-9092

CERTIFICATIONS

Project: Hammond AP-2 (CA)-20240807
Pace Project No.: 92746897

Pace Analytical Services Asheville
2225 Riverside Drive, Asheville, NC 28804
Florida/NELAP Certification #: E87648
North Carolina Drinking Water Certification #: 37712
North Carolina Wastewater Certification #: 40
South Carolina Laboratory ID: 99030
South Carolina Certification #: 99030001
Virginia/VELAP Certification #: 460222

Pace Analytical Services Peachtree Corners
110 Technology Pkwy, Peachtree Corners, GA 30092
Florida DOH Certification #: E87315
Georgia DW Inorganics Certification #: 812
North Carolina Certification #: 381
South Carolina Certification #: 98011001
Virginia Certification #: 460204

This report shall not be reproduced, except in full,
without the written consent of Pace Analytical Services, LLC.

Pace Analytical Services, LLC
9800 Kincey Ave. Suite 100
Huntersville, NC 28078
(704)875-9092

SAMPLE SUMMARY

Project: Hammond AP-2 (CA)-20240807
Pace Project No.: 92746897

Lab ID	Sample ID	Matrix	Date Collected	Date Received
92746897001	**HAM-MW-55**	Water	08/08/24 10:40	08/09/24 14:15
92746897002	**HAM-MW-56**	Water	08/07/24 16:10	08/09/24 14:15
92746897003	**HAM-MW-57**	Water	08/07/24 14:21	08/09/24 14:15
92746897004	**HAM-MW-58**	Water	08/07/24 12:40	08/09/24 14:15
92746897005	**HAM-MW-59**	Water	08/12/24 09:25	08/14/24 12:05
92746897006	**HAM-AP2-FD-01**	Water	08/12/24 00:00	08/14/24 12:05

This report shall not be reproduced, except in full,
without the written consent of Pace Analytical Services, LLC.

Pace Analytical Services, LLC
9800 Kincey Ave. Suite 100
Huntersville, NC 28078
(704)875-9092

SAMPLE ANALYTE COUNT

Project: Hammond AP-2 (CA)-20240807
Pace Project No.: 92746897

Lab ID	Sample ID	Method	Analysts	Analytes Reported
92746897001	**HAM-MW-55**	EPA 6010D	AJM	5
		EPA 6020B	CW1	2
		SM 2320B-2011	SMS	3
		SM 4500-S2D-2011	JP1	1
92746897002	**HAM-MW-56**	EPA 6010D	AJM	5
		EPA 6020B	CW1	2
		SM 2320B-2011	SMS	3
		SM 4500-S2D-2011	JP1	1
92746897003	**HAM-MW-57**	EPA 6010D	AJM	5
		EPA 6020B	CW1	2
		SM 2320B-2011	SMS	3
		SM 4500-S2D-2011	JP1	1
92746897004	**HAM-MW-58**	EPA 6010D	AJM	5
		EPA 6020B	CW1	2
		SM 2320B-2011	SMS	3
		SM 4500-S2D-2011	JP1	1
92746897005	**HAM-MW-59**	EPA 6010D	MJS2	5
		EPA 6020B	CW1	2
		SM 2320B-2011	SMS	3
		SM 4500-S2D-2011	JP1	1
92746897006	**HAM-AP2-FD-01**	EPA 6010D	MJS2	5
		EPA 6020B	CW1	2
		SM 2320B-2011	SMS	3
		SM 4500-S2D-2011	JP1	1

PASI-A = Pace Analytical Services - Asheville
PASI-GA = Pace Analytical Services - Peachtree Corners, GA

This report shall not be reproduced, except in full,
without the written consent of Pace Analytical Services, LLC.

Pace Analytical Services, LLC
9800 Kincey Ave. Suite 100
Huntersville, NC 28078
(704)875-9092

SUMMARY OF DETECTION

Project: Hammond AP-2 (CA)-20240807
Pace Project No.: 92746897

Lab Sample ID Method	Client Sample ID Parameters	Result	Units	Report Limit	Analyzed	Qualifiers
92746897001	**HAM-MW-55**					
EPA 6010D	Iron	0.039J	mg/L	0.040	08/19/24 17:47	
EPA 6010D	Manganese	2.4	mg/L	0.040	08/19/24 17:47	
EPA 6010D	Potassium	8.2	mg/L	0.50	08/19/24 17:47	M1
EPA 6010D	Sodium	30.8	mg/L	1.0	08/19/24 17:47	M1
EPA 6010D	Magnesium	41.1	mg/L	0.050	08/19/24 17:47	M1
EPA 6020B	Boron	5.9	mg/L	0.040	08/15/24 19:02	
EPA 6020B	Cobalt	0.090	mg/L	0.0050	08/15/24 19:02	
SM 2320B-2011	Alkalinity,Bicarbonate (CaCO3)	73.9	mg/L	5.0	08/14/24 22:07	
SM 2320B-2011	Alkalinity, Total as CaCO3	73.9	mg/L	5.0	08/14/24 22:07	
92746897002	**HAM-MW-56**					
EPA 6010D	Manganese	9.0	mg/L	0.040	08/19/24 18:00	
EPA 6010D	Potassium	6.9	mg/L	0.50	08/19/24 18:00	
EPA 6010D	Sodium	9.4	mg/L	1.0	08/19/24 18:00	
EPA 6010D	Magnesium	40.0	mg/L	0.050	08/19/24 18:00	
EPA 6020B	Boron	8.2	mg/L	0.040	08/15/24 19:06	
EPA 6020B	Cobalt	0.12	mg/L	0.0050	08/15/24 19:06	
SM 2320B-2011	Alkalinity,Bicarbonate (CaCO3)	12.3	mg/L	5.0	08/14/24 19:26	
SM 2320B-2011	Alkalinity, Total as CaCO3	12.3	mg/L	5.0	08/14/24 19:26	
92746897003	**HAM-MW-57**					
EPA 6010D	Iron	0.13	mg/L	0.040	08/19/24 18:11	
EPA 6010D	Manganese	7.6	mg/L	0.040	08/19/24 18:11	
EPA 6010D	Potassium	5.7	mg/L	0.50	08/19/24 18:11	
EPA 6010D	Sodium	10.5	mg/L	1.0	08/19/24 18:11	
EPA 6010D	Magnesium	39.8	mg/L	0.050	08/19/24 18:11	
EPA 6020B	Boron	7.7	mg/L	0.040	08/15/24 19:09	
EPA 6020B	Cobalt	0.035	mg/L	0.0050	08/15/24 19:09	
SM 2320B-2011	Alkalinity,Bicarbonate (CaCO3)	116	mg/L	5.0	08/14/24 19:56	
SM 2320B-2011	Alkalinity, Total as CaCO3	116	mg/L	5.0	08/14/24 19:56	
92746897004	**HAM-MW-58**					
EPA 6010D	Iron	0.20	mg/L	0.040	08/19/24 18:15	
EPA 6010D	Manganese	2.6	mg/L	0.040	08/19/24 18:15	
EPA 6010D	Potassium	14.3	mg/L	0.50	08/19/24 18:15	
EPA 6010D	Sodium	22.3	mg/L	1.0	08/19/24 18:15	
EPA 6010D	Magnesium	12.4	mg/L	0.050	08/19/24 18:15	
EPA 6020B	Boron	1.5	mg/L	0.040	08/15/24 19:13	
EPA 6020B	Cobalt	0.015	mg/L	0.0050	08/15/24 19:13	
SM 2320B-2011	Alkalinity,Bicarbonate (CaCO3)	85.5	mg/L	5.0	08/14/24 20:19	
SM 2320B-2011	Alkalinity, Total as CaCO3	85.5	mg/L	5.0	08/14/24 20:19	
92746897005	**HAM-MW-59**					
EPA 6010D	Manganese	0.70	mg/L	0.040	08/22/24 17:35	
EPA 6010D	Potassium	6.2	mg/L	0.50	08/22/24 17:35	
EPA 6010D	Sodium	9.8	mg/L	1.0	08/22/24 17:35	
EPA 6010D	Magnesium	17.4	mg/L	0.050	08/22/24 17:35	
EPA 6020B	Boron	1.4	mg/L	0.040	08/20/24 16:02	
EPA 6020B	Cobalt	0.0023J	mg/L	0.0050	08/20/24 16:02	

This report shall not be reproduced, except in full,
without the written consent of Pace Analytical Services, LLC.

Pace Analytical Services, LLC
9800 Kincey Ave. Suite 100
Huntersville, NC 28078
(704)875-9092

SUMMARY OF DETECTION

Project: Hammond AP-2 (CA)-20240807
Pace Project No.: 92746897

Lab Sample ID Method	Client Sample ID Parameters	Result	Units	Report Limit	Analyzed	Qualifiers
92746897005	**HAM-MW-59**					
SM 2320B-2011	Alkalinity,Bicarbonate (CaCO3)	146	mg/L	5.0	08/15/24 21:17	
SM 2320B-2011	Alkalinity, Total as CaCO3	146	mg/L	5.0	08/15/24 21:17	
92746897006	**HAM-AP2-FD-01**					
EPA 6010D	Iron	1.3	mg/L	0.040	08/22/24 17:39	
EPA 6010D	Manganese	2.1	mg/L	0.040	08/22/24 17:39	
EPA 6010D	Potassium	4.9	mg/L	0.50	08/22/24 17:39	
EPA 6010D	Sodium	8.3	mg/L	1.0	08/22/24 17:39	
EPA 6010D	Magnesium	15.5	mg/L	0.050	08/22/24 17:39	
EPA 6020B	Boron	0.67	mg/L	0.040	08/20/24 16:05	
EPA 6020B	Cobalt	0.013	mg/L	0.0050	08/20/24 16:05	
SM 2320B-2011	Alkalinity,Bicarbonate (CaCO3)	135	mg/L	5.0	08/15/24 21:28	
SM 2320B-2011	Alkalinity, Total as CaCO3	135	mg/L	5.0	08/15/24 21:28	

This report shall not be reproduced, except in full,
without the written consent of Pace Analytical Services, LLC.

Pace Analytical Services, LLC
9800 Kincey Ave. Suite 100
Huntersville, NC 28078
(704)875-9092

ANALYTICAL RESULTS

Project: Hammond AP-2 (CA)-20240807
Pace Project No.: 92746897

Sample: HAM-MW-55 **Lab ID: 92746897001** Collected: 08/08/24 10:40 Received: 08/09/24 14:15 Matrix: Water

Parameters	Results	Units	Report Limit	MDL	DF	Prepared	Analyzed	CAS No.	Qual
6010D ATL ICP	Analytical Method: EPA 6010D Preparation Method: EPA 3010A Pace Analytical Services - Peachtree Corners, GA								
Iron	**0.039J**	mg/L	0.040	0.025	1	08/15/24 17:37	08/19/24 17:47	7439-89-6	
Manganese	**2.4**	mg/L	0.040	0.011	1	08/15/24 17:37	08/19/24 17:47	7439-96-5	
Potassium	**8.2**	mg/L	0.50	0.15	1	08/15/24 17:37	08/19/24 17:47	7440-09-7	M1
Sodium	**30.8**	mg/L	1.0	0.58	1	08/15/24 17:37	08/19/24 17:47	7440-23-5	M1
Magnesium	**41.1**	mg/L	0.050	0.012	1	08/15/24 17:37	08/19/24 17:47	7439-95-4	M1
6020 MET ICPMS	Analytical Method: EPA 6020B Preparation Method: EPA 3005A Pace Analytical Services - Peachtree Corners, GA								
Boron	**5.9**	mg/L	0.040	0.012	1	08/15/24 12:41	08/15/24 19:02	7440-42-8	
Cobalt	**0.090**	mg/L	0.0050	0.00032	1	08/15/24 12:41	08/15/24 19:02	7440-48-4	
2320B Alkalinity	Analytical Method: SM 2320B-2011 Pace Analytical Services - Asheville								
Alkalinity,Bicarbonate (CaCO3)	**73.9**	mg/L	5.0	5.0	1		08/14/24 22:07		
Alkalinity,Carbonate (CaCO3)	ND	mg/L	5.0	5.0	1		08/14/24 22:07		
Alkalinity, Total as CaCO3	**73.9**	mg/L	5.0	5.0	1		08/14/24 22:07		
4500S2D Sulfide Water	Analytical Method: SM 4500-S2D-2011 Pace Analytical Services - Asheville								
Sulfide	ND	mg/L	0.10	0.022	1		08/14/24 03:18	18496-25-8	

This report shall not be reproduced, except in full,
without the written consent of Pace Analytical Services, LLC.

Pace Analytical Services, LLC
9800 Kincey Ave. Suite 100
Huntersville, NC 28078
(704)875-9092

ANALYTICAL RESULTS

Project: Hammond AP-2 (CA)-20240807
Pace Project No.: 92746897

Sample: HAM-MW-56 **Lab ID: 92746897002** Collected: 08/07/24 16:10 Received: 08/09/24 14:15 Matrix: Water

Parameters	Results	Units	Report Limit	MDL	DF	Prepared	Analyzed	CAS No.	Qual
6010D ATL ICP	Analytical Method: EPA 6010D Preparation Method: EPA 3010A Pace Analytical Services - Peachtree Corners, GA								
Iron	ND	mg/L	0.040	0.025	1	08/15/24 17:37	08/19/24 18:00	7439-89-6	
Manganese	**9.0**	mg/L	0.040	0.011	1	08/15/24 17:37	08/19/24 18:00	7439-96-5	
Potassium	**6.9**	mg/L	0.50	0.15	1	08/15/24 17:37	08/19/24 18:00	7440-09-7	
Sodium	**9.4**	mg/L	1.0	0.58	1	08/15/24 17:37	08/19/24 18:00	7440-23-5	
Magnesium	**40.0**	mg/L	0.050	0.012	1	08/15/24 17:37	08/19/24 18:00	7439-95-4	
6020 MET ICPMS	Analytical Method: EPA 6020B Preparation Method: EPA 3005A Pace Analytical Services - Peachtree Corners, GA								
Boron	**8.2**	mg/L	0.040	0.012	1	08/15/24 12:41	08/15/24 19:06	7440-42-8	
Cobalt	**0.12**	mg/L	0.0050	0.00032	1	08/15/24 12:41	08/15/24 19:06	7440-48-4	
2320B Alkalinity	Analytical Method: SM 2320B-2011 Pace Analytical Services - Asheville								
Alkalinity,Bicarbonate (CaCO3)	**12.3**	mg/L	5.0	5.0	1		08/14/24 19:26		
Alkalinity,Carbonate (CaCO3)	ND	mg/L	5.0	5.0	1		08/14/24 19:26		
Alkalinity, Total as CaCO3	**12.3**	mg/L	5.0	5.0	1		08/14/24 19:26		
4500S2D Sulfide Water	Analytical Method: SM 4500-S2D-2011 Pace Analytical Services - Asheville								
Sulfide	ND	mg/L	0.10	0.022	1		08/14/24 03:15	18496-25-8	M1

This report shall not be reproduced, except in full,
without the written consent of Pace Analytical Services, LLC.

Pace Analytical Services, LLC
9800 Kincey Ave. Suite 100
Huntersville, NC 28078
(704)875-9092

ANALYTICAL RESULTS

Project: Hammond AP-2 (CA)-20240807
Pace Project No.: 92746897

Sample: HAM-MW-57 **Lab ID: 92746897003** Collected: 08/07/24 14:21 Received: 08/09/24 14:15 Matrix: Water

Parameters	Results	Units	Report Limit	MDL	DF	Prepared	Analyzed	CAS No.	Qual
6010D ATL ICP	Analytical Method: EPA 6010D Preparation Method: EPA 3010A Pace Analytical Services - Peachtree Corners, GA								
Iron	**0.13**	mg/L	0.040	0.025	1	08/15/24 17:37	08/19/24 18:11	7439-89-6	
Manganese	**7.6**	mg/L	0.040	0.011	1	08/15/24 17:37	08/19/24 18:11	7439-96-5	
Potassium	**5.7**	mg/L	0.50	0.15	1	08/15/24 17:37	08/19/24 18:11	7440-09-7	
Sodium	**10.5**	mg/L	1.0	0.58	1	08/15/24 17:37	08/19/24 18:11	7440-23-5	
Magnesium	**39.8**	mg/L	0.050	0.012	1	08/15/24 17:37	08/19/24 18:11	7439-95-4	
6020 MET ICPMS	Analytical Method: EPA 6020B Preparation Method: EPA 3005A Pace Analytical Services - Peachtree Corners, GA								
Boron	**7.7**	mg/L	0.040	0.012	1	08/15/24 12:41	08/15/24 19:09	7440-42-8	
Cobalt	**0.035**	mg/L	0.0050	0.00032	1	08/15/24 12:41	08/15/24 19:09	7440-48-4	
2320B Alkalinity	Analytical Method: SM 2320B-2011 Pace Analytical Services - Asheville								
Alkalinity,Bicarbonate (CaCO3)	**116**	mg/L	5.0	5.0	1		08/14/24 19:56		
Alkalinity,Carbonate (CaCO3)	ND	mg/L	5.0	5.0	1		08/14/24 19:56		
Alkalinity, Total as CaCO3	**116**	mg/L	5.0	5.0	1		08/14/24 19:56		
4500S2D Sulfide Water	Analytical Method: SM 4500-S2D-2011 Pace Analytical Services - Asheville								
Sulfide	ND	mg/L	0.10	0.022	1		08/14/24 03:17	18496-25-8	

This report shall not be reproduced, except in full,
without the written consent of Pace Analytical Services, LLC.

Pace Analytical Services, LLC
9800 Kincey Ave. Suite 100
Huntersville, NC 28078
(704)875-9092

ANALYTICAL RESULTS

Project: Hammond AP-2 (CA)-20240807
Pace Project No.: 92746897

Sample: HAM-MW-58 **Lab ID: 92746897004** Collected: 08/07/24 12:40 Received: 08/09/24 14:15 Matrix: Water

Parameters	Results	Units	Report Limit	MDL	DF	Prepared	Analyzed	CAS No.	Qual
6010D ATL ICP	Analytical Method: EPA 6010D Preparation Method: EPA 3010A Pace Analytical Services - Peachtree Corners, GA								
Iron	**0.20**	mg/L	0.040	0.025	1	08/15/24 17:37	08/19/24 18:15	7439-89-6	
Manganese	**2.6**	mg/L	0.040	0.011	1	08/15/24 17:37	08/19/24 18:15	7439-96-5	
Potassium	**14.3**	mg/L	0.50	0.15	1	08/15/24 17:37	08/19/24 18:15	7440-09-7	
Sodium	**22.3**	mg/L	1.0	0.58	1	08/15/24 17:37	08/19/24 18:15	7440-23-5	
Magnesium	**12.4**	mg/L	0.050	0.012	1	08/15/24 17:37	08/19/24 18:15	7439-95-4	
6020 MET ICPMS	Analytical Method: EPA 6020B Preparation Method: EPA 3005A Pace Analytical Services - Peachtree Corners, GA								
Boron	**1.5**	mg/L	0.040	0.012	1	08/15/24 12:41	08/15/24 19:13	7440-42-8	
Cobalt	**0.015**	mg/L	0.0050	0.00032	1	08/15/24 12:41	08/15/24 19:13	7440-48-4	
2320B Alkalinity	Analytical Method: SM 2320B-2011 Pace Analytical Services - Asheville								
Alkalinity,Bicarbonate (CaCO3)	**85.5**	mg/L	5.0	5.0	1		08/14/24 20:19		
Alkalinity,Carbonate (CaCO3)	ND	mg/L	5.0	5.0	1		08/14/24 20:19		
Alkalinity, Total as CaCO3	**85.5**	mg/L	5.0	5.0	1		08/14/24 20:19		
4500S2D Sulfide Water	Analytical Method: SM 4500-S2D-2011 Pace Analytical Services - Asheville								
Sulfide	ND	mg/L	0.10	0.022	1		08/14/24 03:17	18496-25-8	

This report shall not be reproduced, except in full,
without the written consent of Pace Analytical Services, LLC.

Pace Analytical Services, LLC
9800 Kincey Ave. Suite 100
Huntersville, NC 28078
(704)875-9092

ANALYTICAL RESULTS

Project: Hammond AP-2 (CA)-20240807
Pace Project No.: 92746897

Sample: HAM-MW-59 **Lab ID: 92746897005** Collected: 08/12/24 09:25 Received: 08/14/24 12:05 Matrix: Water

Parameters	Results	Units	Report Limit	MDL	DF	Prepared	Analyzed	CAS No.	Qual
6010D ATL ICP	Analytical Method: EPA 6010D Preparation Method: EPA 3010A Pace Analytical Services - Peachtree Corners, GA								
Iron	ND	mg/L	0.040	0.025	1	08/21/24 13:41	08/22/24 17:35	7439-89-6	
Manganese	**0.70**	mg/L	0.040	0.011	1	08/21/24 13:41	08/22/24 17:35	7439-96-5	
Potassium	**6.2**	mg/L	0.50	0.15	1	08/21/24 13:41	08/22/24 17:35	7440-09-7	
Sodium	**9.8**	mg/L	1.0	0.58	1	08/21/24 13:41	08/22/24 17:35	7440-23-5	
Magnesium	**17.4**	mg/L	0.050	0.012	1	08/21/24 13:41	08/22/24 17:35	7439-95-4	
6020 MET ICPMS	Analytical Method: EPA 6020B Preparation Method: EPA 3005A Pace Analytical Services - Peachtree Corners, GA								
Boron	**1.4**	mg/L	0.040	0.012	1	08/16/24 12:09	08/20/24 16:02	7440-42-8	
Cobalt	**0.0023J**	mg/L	0.0050	0.00032	1	08/16/24 12:09	08/20/24 16:02	7440-48-4	
2320B Alkalinity	Analytical Method: SM 2320B-2011 Pace Analytical Services - Asheville								
Alkalinity,Bicarbonate (CaCO3)	**146**	mg/L	5.0	5.0	1		08/15/24 21:17		
Alkalinity,Carbonate (CaCO3)	ND	mg/L	5.0	5.0	1		08/15/24 21:17		
Alkalinity, Total as CaCO3	**146**	mg/L	5.0	5.0	1		08/15/24 21:17		
4500S2D Sulfide Water	Analytical Method: SM 4500-S2D-2011 Pace Analytical Services - Asheville								
Sulfide	ND	mg/L	0.10	0.022	1		08/17/24 04:17	18496-25-8	

This report shall not be reproduced, except in full,
without the written consent of Pace Analytical Services, LLC.

Pace Analytical Services, LLC
9800 Kincey Ave. Suite 100
Huntersville, NC 28078
(704)875-9092

ANALYTICAL RESULTS

Project: Hammond AP-2 (CA)-20240807
Pace Project No.: 92746897

Sample: HAM-AP2-FD-01 **Lab ID: 92746897006** Collected: 08/12/24 00:00 Received: 08/14/24 12:05 Matrix: Water

Parameters	Results	Units	Report Limit	MDL	DF	Prepared	Analyzed	CAS No.	Qual
6010D ATL ICP	Analytical Method: EPA 6010D Preparation Method: EPA 3010A Pace Analytical Services - Peachtree Corners, GA								
Iron	**1.3**	mg/L	0.040	0.025	1	08/21/24 13:41	08/22/24 17:39	7439-89-6	
Manganese	**2.1**	mg/L	0.040	0.011	1	08/21/24 13:41	08/22/24 17:39	7439-96-5	
Potassium	**4.9**	mg/L	0.50	0.15	1	08/21/24 13:41	08/22/24 17:39	7440-09-7	
Sodium	**8.3**	mg/L	1.0	0.58	1	08/21/24 13:41	08/22/24 17:39	7440-23-5	
Magnesium	**15.5**	mg/L	0.050	0.012	1	08/21/24 13:41	08/22/24 17:39	7439-95-4	
6020 MET ICPMS	Analytical Method: EPA 6020B Preparation Method: EPA 3005A Pace Analytical Services - Peachtree Corners, GA								
Boron	**0.67**	mg/L	0.040	0.012	1	08/16/24 12:09	08/20/24 16:05	7440-42-8	
Cobalt	**0.013**	mg/L	0.0050	0.00032	1	08/16/24 12:09	08/20/24 16:05	7440-48-4	
2320B Alkalinity	Analytical Method: SM 2320B-2011 Pace Analytical Services - Asheville								
Alkalinity,Bicarbonate (CaCO3)	**135**	mg/L	5.0	5.0	1		08/15/24 21:28		
Alkalinity,Carbonate (CaCO3)	ND	mg/L	5.0	5.0	1		08/15/24 21:28		
Alkalinity, Total as CaCO3	**135**	mg/L	5.0	5.0	1		08/15/24 21:28		
4500S2D Sulfide Water	Analytical Method: SM 4500-S2D-2011 Pace Analytical Services - Asheville								
Sulfide	ND	mg/L	0.10	0.022	1		08/17/24 04:17	18496-25-8	

This report shall not be reproduced, except in full,
without the written consent of Pace Analytical Services, LLC.

Pace Analytical Services, LLC
9800 Kincey Ave. Suite 100
Huntersville, NC 28078
(704)875-9092

QUALITY CONTROL DATA

Project: Hammond AP-2 (CA)-20240807
Pace Project No.: 92746897

QC Batch: 875959
QC Batch Method: EPA 3010A
Analysis Method: EPA 6010D
Analysis Description: 6010D ATL
Laboratory: Pace Analytical Services - Peachtree Corners, GA
Associated Lab Samples: 92746897001, 92746897002, 92746897003, 92746897004

METHOD BLANK: 4512119 Matrix: Water
Associated Lab Samples: 92746897001, 92746897002, 92746897003, 92746897004

Parameter	Units	Blank Result	Reporting Limit	MDL	Analyzed	Qualifiers
Iron	mg/L	ND	0.040	0.025	08/19/24 17:40	
Magnesium	mg/L	ND	0.050	0.012	08/19/24 17:40	
Manganese	mg/L	ND	0.040	0.011	08/19/24 17:40	
Potassium	mg/L	ND	0.50	0.15	08/19/24 17:40	
Sodium	mg/L	ND	1.0	0.58	08/19/24 17:40	

LABORATORY CONTROL SAMPLE: 4512120

Parameter	Units	Spike Conc.	LCS Result	LCS % Rec	% Rec Limits	Qualifiers
Iron	mg/L	1	1.0	101	80-120	
Magnesium	mg/L	1	1.0	101	80-120	
Manganese	mg/L	1	1.0	102	80-120	
Potassium	mg/L	1	1.0	100	80-120	
Sodium	mg/L	1	1.0	103	80-120	

MATRIX SPIKE & MATRIX SPIKE DUPLICATE: 4512121 4512122

Parameter	Units	92746897001 Result	MS Spike Conc.	MSD Spike Conc.	MS Result	MSD Result	MS % Rec	MSD % Rec	% Rec Limits	RPD	Max RPD	Qual
Iron	mg/L	0.039J	1	1	1.0	1.0	98	99	75-125	1	20	
Magnesium	mg/L	41.1	1	1	42.7	43.0	162	194	75-125	1	20	M1
Manganese	mg/L	2.4	1	1	3.4	3.4	98	100	75-125	1	20	
Potassium	mg/L	8.2	1	1	9.8	9.8	154	161	75-125	1	20	M1
Sodium	mg/L	30.8	1	1	32.3	32.6	149	173	75-125	1	20	M1

Results presented on this page are in the units indicated by the "Units" column except where an alternate unit is presented to the right of the result.

This report shall not be reproduced, except in full,
without the written consent of Pace Analytical Services, LLC.

Pace Analytical Services, LLC
9800 Kincey Ave. Suite 100
Huntersville, NC 28078
(704)875-9092

QUALITY CONTROL DATA

Project: Hammond AP-2 (CA)-20240807
Pace Project No.: 92746897

QC Batch: 877202
QC Batch Method: EPA 3010A
Analysis Method: EPA 6010D
Analysis Description: 6010D ATL
Laboratory: Pace Analytical Services - Peachtree Corners, GA
Associated Lab Samples: 92746897005, 92746897006

METHOD BLANK: 4518182 Matrix: Water
Associated Lab Samples: 92746897005, 92746897006

Parameter	Units	Blank Result	Reporting Limit	MDL	Analyzed	Qualifiers
Iron	mg/L	ND	0.040	0.025	08/22/24 16:05	
Magnesium	mg/L	ND	0.050	0.012	08/22/24 16:05	
Manganese	mg/L	ND	0.040	0.011	08/22/24 16:05	
Potassium	mg/L	ND	0.50	0.15	08/22/24 16:05	
Sodium	mg/L	ND	1.0	0.58	08/22/24 16:05	

LABORATORY CONTROL SAMPLE: 4518183

Parameter	Units	Spike Conc.	LCS Result	LCS % Rec	% Rec Limits	Qualifiers
Iron	mg/L	1	1.2	119	80-120	
Magnesium	mg/L	1	1.2	118	80-120	
Manganese	mg/L	1	1.1	110	80-120	
Potassium	mg/L	1	1.1	113	80-120	
Sodium	mg/L	1	1.2	116	80-120	

MATRIX SPIKE & MATRIX SPIKE DUPLICATE: 4518184 4518185

Parameter	Units	92746783017 Result	MS Spike Conc.	MSD Spike Conc.	MS Result	MSD Result	MS % Rec	MSD % Rec	% Rec Limits	RPD	Max RPD	Qual
Iron	mg/L	ND	1	1	1.1	1.1	111	110	75-125	2	20	
Magnesium	mg/L	7.0	1	1	8.1	8.1	107	110	75-125	0	20	
Manganese	mg/L	ND	1	1	1.1	1.1	107	108	75-125	0	20	
Potassium	mg/L	1.8	1	1	2.8	2.8	104	103	75-125	0	20	
Sodium	mg/L	1.9	1	1	2.9	3.0	105	112	75-125	3	20	

Results presented on this page are in the units indicated by the "Units" column except where an alternate unit is presented to the right of the result.

REPORT OF LABORATORY ANALYSIS

This report shall not be reproduced, except in full,
without the written consent of Pace Analytical Services, LLC.

Pace Analytical Services, LLC
9800 Kincey Ave. Suite 100
Huntersville, NC 28078
(704)875-9092

QUALITY CONTROL DATA

Project: Hammond AP-2 (CA)-20240807
Pace Project No.: 92746897

QC Batch: 875890
QC Batch Method: EPA 3005A
Analysis Method: EPA 6020B
Analysis Description: 6020 MET
Laboratory: Pace Analytical Services - Peachtree Corners, GA
Associated Lab Samples: 92746897001, 92746897002, 92746897003, 92746897004

METHOD BLANK: 4511665 Matrix: Water
Associated Lab Samples: 92746897001, 92746897002, 92746897003, 92746897004

Parameter	Units	Blank Result	Reporting Limit	MDL	Analyzed	Qualifiers
Boron	mg/L	ND	0.040	0.012	08/15/24 17:33	
Cobalt	mg/L	ND	0.0050	0.00032	08/15/24 17:33	

LABORATORY CONTROL SAMPLE: 4511666

Parameter	Units	Spike Conc.	LCS Result	LCS % Rec	% Rec Limits	Qualifiers
Boron	mg/L	1	0.95	95	80-120	
Cobalt	mg/L	0.1	0.099	99	80-120	

MATRIX SPIKE & MATRIX SPIKE DUPLICATE: 4511667 4511668

Parameter	Units	92746891014 Result	MS Spike Conc.	MSD Spike Conc.	MS Result	MSD Result	MS % Rec	MSD % Rec	% Rec Limits	RPD	Max RPD	Qual
Boron	mg/L	0.61	1	1	1.6	1.6	99	100	75-125	1	20	
Cobalt	mg/L	0.020	0.1	0.1	0.11	0.12	95	98	75-125	2	20	

Results presented on this page are in the units indicated by the "Units" column except where an alternate unit is presented to the right of the result.

REPORT OF LABORATORY ANALYSIS

This report shall not be reproduced, except in full,
without the written consent of Pace Analytical Services, LLC.

Pace Analytical Services, LLC
9800 Kincey Ave. Suite 100
Huntersville, NC 28078
(704)875-9092

QUALITY CONTROL DATA

Project: Hammond AP-2 (CA)-20240807
Pace Project No.: 92746897

QC Batch: 876140
QC Batch Method: EPA 3005A
Analysis Method: EPA 6020B
Analysis Description: 6020 MET
Laboratory: Pace Analytical Services - Peachtree Corners, GA
Associated Lab Samples: 92746897005, 92746897006

METHOD BLANK: 4513433 Matrix: Water
Associated Lab Samples: 92746897005, 92746897006

Parameter	Units	Blank Result	Reporting Limit	MDL	Analyzed	Qualifiers
Boron	mg/L	ND	0.040	0.012	08/20/24 15:05	
Cobalt	mg/L	ND	0.0050	0.00032	08/20/24 15:05	

LABORATORY CONTROL SAMPLE: 4513434

Parameter	Units	Spike Conc.	LCS Result	LCS % Rec	% Rec Limits	Qualifiers
Boron	mg/L	1	1.0	100	80-120	
Cobalt	mg/L	0.1	0.10	103	80-120	

MATRIX SPIKE & MATRIX SPIKE DUPLICATE: 4513435 4513436

Parameter	Units	92747679001 Result	MS Spike Conc.	MSD Spike Conc.	MS Result	MSD Result	MS % Rec	MSD % Rec	% Rec Limits	RPD	Max RPD	Qual
Boron	mg/L	1.2	1	1	2.3	2.4	112	114	75-125	1	20	
Cobalt	mg/L	0.0033J	0.1	0.1	0.10	0.10	100	101	75-125	1	20	

Results presented on this page are in the units indicated by the "Units" column except where an alternate unit is presented to the right of the result.

This report shall not be reproduced, except in full,
without the written consent of Pace Analytical Services, LLC.

Pace Analytical Services, LLC
9800 Kincey Ave. Suite 100
Huntersville, NC 28078
(704)875-9092

QUALITY CONTROL DATA

Project: Hammond AP-2 (CA)-20240807
Pace Project No.: 92746897

QC Batch: 875570
QC Batch Method: SM 2320B-2011
Analysis Method: SM 2320B-2011
Analysis Description: 2320B Alkalinity
Laboratory: Pace Analytical Services - Asheville
Associated Lab Samples: 92746897002

METHOD BLANK: 4509947 Matrix: Water
Associated Lab Samples: 92746897002

Parameter	Units	Blank Result	Reporting Limit	MDL	Analyzed	Qualifiers
Alkalinity, Total as CaCO3	mg/L	ND	5.0	5.0	08/14/24 16:17	
Alkalinity,Bicarbonate (CaCO3)	mg/L	ND	5.0	5.0	08/14/24 16:17	
Alkalinity,Carbonate (CaCO3)	mg/L	ND	5.0	5.0	08/14/24 16:17	

LABORATORY CONTROL SAMPLE: 4509948

Parameter	Units	Spike Conc.	LCS Result	LCS % Rec	% Rec Limits	Qualifiers
Alkalinity, Total as CaCO3	mg/L	50	52.4	105	80-120	

LABORATORY CONTROL SAMPLE: 4509949

Parameter	Units	Spike Conc.	LCS Result	LCS % Rec	% Rec Limits	Qualifiers
Alkalinity, Total as CaCO3	mg/L	50	53.6	107	80-120	

MATRIX SPIKE & MATRIX SPIKE DUPLICATE: 4509950 4509951

Parameter	Units	92747247001 Result	MS Spike Conc.	MSD Spike Conc.	MS Result	MSD Result	MS % Rec	MSD % Rec	% Rec Limits	RPD	Max RPD	Qual
Alkalinity, Total as CaCO3	mg/L	55.7	50	50	106	107	101	103	80-120	1	25	

MATRIX SPIKE & MATRIX SPIKE DUPLICATE: 4509952 4509953

Parameter	Units	92747247002 Result	MS Spike Conc.	MSD Spike Conc.	MS Result	MSD Result	MS % Rec	MSD % Rec	% Rec Limits	RPD	Max RPD	Qual
Alkalinity, Total as CaCO3	mg/L	59.3	50	50	108	110	98	101	80-120	1	25	

Results presented on this page are in the units indicated by the "Units" column except where an alternate unit is presented to the right of the result.

This report shall not be reproduced, except in full,
without the written consent of Pace Analytical Services, LLC.

Pace Analytical Services, LLC
9800 Kincey Ave. Suite 100
Huntersville, NC 28078
(704)875-9092

QUALITY CONTROL DATA

Project: Hammond AP-2 (CA)-20240807
Pace Project No.: 92746897

QC Batch: 875571
QC Batch Method: SM 2320B-2011
Analysis Method: SM 2320B-2011
Analysis Description: 2320B Alkalinity
Laboratory: Pace Analytical Services - Asheville
Associated Lab Samples: 92746897001, 92746897003, 92746897004

METHOD BLANK: 4509954 Matrix: Water
Associated Lab Samples: 92746897001, 92746897003, 92746897004

Parameter	Units	Blank Result	Reporting Limit	MDL	Analyzed	Qualifiers
Alkalinity, Total as CaCO3	mg/L	ND	5.0	5.0	08/14/24 19:40	
Alkalinity,Bicarbonate (CaCO3)	mg/L	ND	5.0	5.0	08/14/24 19:40	
Alkalinity,Carbonate (CaCO3)	mg/L	ND	5.0	5.0	08/14/24 19:40	

LABORATORY CONTROL SAMPLE: 4509955

Parameter	Units	Spike Conc.	LCS Result	LCS % Rec	% Rec Limits	Qualifiers
Alkalinity, Total as CaCO3	mg/L	50	52.8	106	80-120	

LABORATORY CONTROL SAMPLE: 4509956

Parameter	Units	Spike Conc.	LCS Result	LCS % Rec	% Rec Limits	Qualifiers
Alkalinity, Total as CaCO3	mg/L	50	53.7	107	80-120	

MATRIX SPIKE & MATRIX SPIKE DUPLICATE: 4509957 4509958

Parameter	Units	92746897003 Result	MS Spike Conc.	MSD Spike Conc.	MS Result	MSD Result	MS % Rec	MSD % Rec	% Rec Limits	RPD	Max RPD	Qual
Alkalinity, Total as CaCO3	mg/L	116	50	50	167	165	102	98	80-120	1	25	

MATRIX SPIKE & MATRIX SPIKE DUPLICATE: 4509959 4509960

Parameter	Units	92746897004 Result	MS Spike Conc.	MSD Spike Conc.	MS Result	MSD Result	MS % Rec	MSD % Rec	% Rec Limits	RPD	Max RPD	Qual
Alkalinity, Total as CaCO3	mg/L	85.5	50	50	139	136	106	100	80-120	2	25	

Results presented on this page are in the units indicated by the "Units" column except where an alternate unit is presented to the right of the result.

This report shall not be reproduced, except in full,
without the written consent of Pace Analytical Services, LLC.

Pace Analytical Services, LLC
9800 Kincey Ave. Suite 100
Huntersville, NC 28078
(704)875-9092

QUALITY CONTROL DATA

Project: Hammond AP-2 (CA)-20240807
Pace Project No.: 92746897

QC Batch: 875982
QC Batch Method: SM 2320B-2011
Analysis Method: SM 2320B-2011
Analysis Description: 2320B Alkalinity
Laboratory: Pace Analytical Services - Asheville
Associated Lab Samples: 92746897005, 92746897006

METHOD BLANK: 4512446 Matrix: Water
Associated Lab Samples: 92746897005, 92746897006

Parameter	Units	Blank Result	Reporting Limit	MDL	Analyzed	Qualifiers
Alkalinity, Total as CaCO3	mg/L	ND	5.0	5.0	08/15/24 19:45	
Alkalinity,Bicarbonate (CaCO3)	mg/L	ND	5.0	5.0	08/15/24 19:45	
Alkalinity,Carbonate (CaCO3)	mg/L	ND	5.0	5.0	08/15/24 19:45	

LABORATORY CONTROL SAMPLE: 4512447

Parameter	Units	Spike Conc.	LCS Result	LCS % Rec	% Rec Limits	Qualifiers
Alkalinity, Total as CaCO3	mg/L	50	52.5	105	80-120	

LABORATORY CONTROL SAMPLE: 4512448

Parameter	Units	Spike Conc.	LCS Result	LCS % Rec	% Rec Limits	Qualifiers
Alkalinity, Total as CaCO3	mg/L	50	53.1	106	80-120	

MATRIX SPIKE & MATRIX SPIKE DUPLICATE: 4512449 4512450

Parameter	Units	92747221005 Result	MS Spike Conc.	MSD Spike Conc.	MS Result	MSD Result	MS % Rec	MSD % Rec	% Rec Limits	RPD	Max RPD	Qual
Alkalinity, Total as CaCO3	mg/L	62.0	50	50	107	112	91	101	80-120	5	25	

MATRIX SPIKE & MATRIX SPIKE DUPLICATE: 4512451 4512452

Parameter	Units	92747221006 Result	MS Spike Conc.	MSD Spike Conc.	MS Result	MSD Result	MS % Rec	MSD % Rec	% Rec Limits	RPD	Max RPD	Qual
Alkalinity, Total as CaCO3	mg/L	ND	50	50	41.0	39.5	82	79	80-120	4	25	M1

Results presented on this page are in the units indicated by the "Units" column except where an alternate unit is presented to the right of the result.

REPORT OF LABORATORY ANALYSIS

This report shall not be reproduced, except in full,
without the written consent of Pace Analytical Services, LLC.

Pace Analytical Services, LLC
9800 Kincey Ave. Suite 100
Huntersville, NC 28078
(704)875-9092

QUALITY CONTROL DATA

Project: Hammond AP-2 (CA)-20240807
Pace Project No.: 92746897

QC Batch: 875445
QC Batch Method: SM 4500-S2D-2011
Analysis Method: SM 4500-S2D-2011
Analysis Description: 4500S2D Sulfide Water
Laboratory: Pace Analytical Services - Asheville
Associated Lab Samples: 92746897001, 92746897002, 92746897003, 92746897004

METHOD BLANK: 4509600 Matrix: Water
Associated Lab Samples: 92746897001, 92746897002, 92746897003, 92746897004

Parameter	Units	Blank Result	Reporting Limit	MDL	Analyzed	Qualifiers
Sulfide	mg/L	ND	0.10	0.022	08/14/24 03:14	

LABORATORY CONTROL SAMPLE: 4509601

Parameter	Units	Spike Conc.	LCS Result	LCS % Rec	% Rec Limits	Qualifiers
Sulfide	mg/L	0.5	0.52	104	80-120	

MATRIX SPIKE & MATRIX SPIKE DUPLICATE: 4509602 4509603

Parameter	Units	92746897002 Result	MS Spike Conc.	MSD Spike Conc.	MS Result	MSD Result	MS % Rec	MSD % Rec	% Rec Limits	RPD	Max RPD	Qual
Sulfide	mg/L	ND	0.5	0.5	0.36	0.40	72	78	80-120	8	10	M1

Results presented on this page are in the units indicated by the "Units" column except where an alternate unit is presented to the right of the result.

REPORT OF LABORATORY ANALYSIS

This report shall not be reproduced, except in full,
without the written consent of Pace Analytical Services, LLC.

Pace Analytical Services, LLC
9800 Kincey Ave. Suite 100
Huntersville, NC 28078
(704)875-9092

QUALITY CONTROL DATA

Project: Hammond AP-2 (CA)-20240807
Pace Project No.: 92746897

QC Batch: 876099
QC Batch Method: SM 4500-S2D-2011
Analysis Method: SM 4500-S2D-2011
Analysis Description: 4500S2D Sulfide Water
Laboratory: Pace Analytical Services - Asheville
Associated Lab Samples: 92746897005, 92746897006

METHOD BLANK: 4513327 Matrix: Water
Associated Lab Samples: 92746897005, 92746897006

Parameter	Units	Blank Result	Reporting Limit	MDL	Analyzed	Qualifiers
Sulfide	mg/L	ND	0.10	0.022	08/17/24 04:12	

LABORATORY CONTROL SAMPLE: 4513328

Parameter	Units	Spike Conc.	LCS Result	LCS % Rec	% Rec Limits	Qualifiers
Sulfide	mg/L	0.5	0.52	104	80-120	

MATRIX SPIKE & MATRIX SPIKE DUPLICATE: 4513329 4513330

Parameter	Units	92746280012 Result	MS Spike Conc.	MSD Spike Conc.	MS Result	MSD Result	MS % Rec	MSD % Rec	% Rec Limits	RPD	Max RPD	Qual
Sulfide	mg/L	ND	0.5	0.5	0.41	0.39	82	77	80-120	6	10	M1

MATRIX SPIKE & MATRIX SPIKE DUPLICATE: 4513331 4513332

Parameter	Units	92747679002 Result	MS Spike Conc.	MSD Spike Conc.	MS Result	MSD Result	MS % Rec	MSD % Rec	% Rec Limits	RPD	Max RPD	Qual
Sulfide	mg/L	ND	0.5	0.5	0.52	0.54	103	108	80-120	5	10	

Results presented on this page are in the units indicated by the "Units" column except where an alternate unit is presented to the right of the result.

REPORT OF LABORATORY ANALYSIS

This report shall not be reproduced, except in full,
without the written consent of Pace Analytical Services, LLC.

Pace Analytical Services, LLC
9800 Kincey Ave. Suite 100
Huntersville, NC 28078
(704)875-9092

QUALIFIERS

Project: Hammond AP-2 (CA)-20240807
Pace Project No.: 92746897

DEFINITIONS

DF - Dilution Factor, if reported, represents the factor applied to the reported data due to dilution of the sample aliquot.

ND - Not Detected at or above adjusted reporting limit.

TNTC - Too Numerous To Count

J - Estimated concentration above the adjusted method detection limit and below the adjusted reporting limit.

MDL - Adjusted Method Detection Limit.

PQL - Practical Quantitation Limit.

RL - Reporting Limit - The lowest concentration value that meets project requirements for quantitative data with known precision and bias for a specific analyte in a specific matrix.

S - Surrogate

1,2-Diphenylhydrazine decomposes to and cannot be separated from Azobenzene using Method 8270. The result for each analyte is a combined concentration.

Consistent with EPA guidelines, unrounded data are displayed and have been used to calculate % recovery and RPD values.

LCS(D) - Laboratory Control Sample (Duplicate)

MS(D) - Matrix Spike (Duplicate)

DUP - Sample Duplicate

RPD - Relative Percent Difference

NC - Not Calculable.

SG - Silica Gel - Clean-Up

U - Indicates the compound was analyzed for, but not detected.

Acid preservation may not be appropriate for 2 Chloroethylvinyl ether.

A separate vial preserved to a pH of 4-5 is recommended in SW846 Chapter 4 for the analysis of Acrolein and Acrylonitrile by EPA Method 8260.

N-Nitrosodiphenylamine decomposes and cannot be separated from Diphenylamine using Method 8270. The result reported for each analyte is a combined concentration.

Reported results are not rounded until the final step prior to reporting. Therefore, calculated parameters that are typically reported as "Total" may vary slightly from the sum of the reported component parameters.

Pace Analytical is TNI accredited. Contact your Pace PM for the current list of accredited analytes.

TNI - The NELAC Institute.

ANALYTE QUALIFIERS

M1 Matrix spike recovery exceeded QC limits. Batch accepted based on laboratory control sample (LCS) recovery.

This report shall not be reproduced, except in full,
without the written consent of Pace Analytical Services, LLC.

Pace Analytical Services, LLC
9800 Kincey Ave. Suite 100
Huntersville, NC 28078
(704)875-9092

QUALITY CONTROL DATA CROSS REFERENCE TABLE

Project: Hammond AP-2 (CA)-20240807
Pace Project No.: 92746897

Lab ID	Sample ID	QC Batch Method	QC Batch	Analytical Method	Analytical Batch
92746897001	**HAM-MW-55**	EPA 3010A	875959	EPA 6010D	876035
92746897002	**HAM-MW-56**	EPA 3010A	875959	EPA 6010D	876035
92746897003	**HAM-MW-57**	EPA 3010A	875959	EPA 6010D	876035
92746897004	**HAM-MW-58**	EPA 3010A	875959	EPA 6010D	876035
92746897005	**HAM-MW-59**	EPA 3010A	877202	EPA 6010D	877299
92746897006	**HAM-AP2-FD-01**	EPA 3010A	877202	EPA 6010D	877299
92746897001	**HAM-MW-55**	EPA 3005A	875890	EPA 6020B	876009
92746897002	**HAM-MW-56**	EPA 3005A	875890	EPA 6020B	876009
92746897003	**HAM-MW-57**	EPA 3005A	875890	EPA 6020B	876009
92746897004	**HAM-MW-58**	EPA 3005A	875890	EPA 6020B	876009
92746897005	**HAM-MW-59**	EPA 3005A	876140	EPA 6020B	876308
92746897006	**HAM-AP2-FD-01**	EPA 3005A	876140	EPA 6020B	876308
92746897001	**HAM-MW-55**	SM 2320B-2011	875571		
92746897002	**HAM-MW-56**	SM 2320B-2011	875570		
92746897003	**HAM-MW-57**	SM 2320B-2011	875571		
92746897004	**HAM-MW-58**	SM 2320B-2011	875571		
92746897005	**HAM-MW-59**	SM 2320B-2011	875982		
92746897006	**HAM-AP2-FD-01**	SM 2320B-2011	875982		
92746897001	**HAM-MW-55**	SM 4500-S2D-2011	875445		
92746897002	**HAM-MW-56**	SM 4500-S2D-2011	875445		
92746897003	**HAM-MW-57**	SM 4500-S2D-2011	875445		
92746897004	**HAM-MW-58**	SM 4500-S2D-2011	875445		
92746897005	**HAM-MW-59**	SM 4500-S2D-2011	876099		
92746897006	**HAM-AP2-FD-01**	SM 4500-S2D-2011	876099		

This report shall not be reproduced, except in full,
without the written consent of Pace Analytical Services, LLC.

Pace ANALYTICAL SERVICES	DC#_Title: ENV-FRM-HUN1-0083 v05_Sample Condition Upon Receipt
	Effective Date: 05/24/2024

Laboratory receiving samples:
Asheville ☐ Eden ☐ Greenwood ☐ Huntersville ☐ Raleigh ☐ Mechanicsville ☐ Atlanta ☑ Kernersville ☐

Sample Condition Upon Receipt

Client Name: GA Power

Project #:

WO# : 92746897

92746897

Courier: ☐ Commercial ☑ Fed Ex ☐ UPS ☐ USPS ☐ Client ☑ Pace ☐ Other:____

Custody Seal Present? ☐ Yes ☑ No Seals Intact? ☐ Yes ☐ No ☑ N/A

Date/Initials Person Examining Contents: 8/9/24 CAH

Packing Material: ☐ Bubble Wrap ☐ Bubble Bags ☑ None ☐ Other

Biological Tissue Frozen? ☐ Yes ☐ No ☐ N/A

Thermometer: ☑ IR Gun ID: 230

Type of Ice: ☑ Wet ☐ Blue ☐ None

Cooler Temp: 2.1 Correction Factor: Add/Subtract (°C) 0.0

Temp should be above freezing to 6°C
☐ Samples out of temp criteria. Samples on ice, cooling process has begun

Cooler Temp Corrected (°C): 2.1

USDA Regulated Soil (☐ N/A, water sample)
Did samples originate in a quarantine zone within the United States: CA, NY, or SC (check maps)? ☐ Yes ☐ No

Did samples originate from a foreign source (internationally, including Hawaii and Puerto Rico)? ☐ Yes ☐ No

				Comments/Discrepancy:
Chain of Custody Present?	☑ Yes	☐ No	☐ N/A	1.
Samples Arrived within Hold Time?	☑ Yes	☐ No	☐ N/A	2.
Short Hold Time Analysis (<72 hr.)?	☐ Yes	☑ No	☐ N/A	3.
Rush Turn Around Time Requested?	☐ Yes	☑ No	☐ N/A	4.
Sufficient Volume?	☑ Yes	☐ No	☐ N/A	5.
Correct Containers Used?	☑ Yes	☐ No	☐ N/A	6.
-Pace Containers Used?	☑ Yes	☐ No	☐ N/A	
Containers Intact?	☑ Yes	☐ No	☐ N/A	7.
Dissolved analysis: Samples Field Filtered?	☐ Yes	☐ No	☑ N/A	8.
Sample Labels Match COC?	☑ Yes	☐ No	☐ N/A	9.
-Includes Date/Time/ID/Analysis Matrix: W				
Headspace in VOA Vials (>5-6mm)?	☐ Yes	☐ No	☑ N/A	10.
Trip Blank Present?	☐ Yes	☐ No	☑ N/A	11.
Trip Blank Custody Seals Present?	☐ Yes	☐ No	☑ N/A	

Field Data Required? ☐ Yes ☐ No

COMMENTS/SAMPLE DISCREPANCY

Lot ID of split containers:

CLIENT NOTIFICATION/RESOLUTION

Person contacted: Date/Time:

Project Manager SCURF Review: Date:

Project Manager SRF Review: Date:

Pace ANALYTICAL SERVICES

DC#_Title: ENV-FRM-HUN1-0083 v05_Sample Condition Upon Receipt

Effective Date: 05/24/2024

*Check mark top half of box if pH and/or dechlorination is verified and within the acceptance range for preservation samples.
Exceptions: VOA, Coliform, TOC, Oil and Grease, DRO/8015 (water) DOC, LLHg
**Bottom half of box is to list number of bottles
***Check all unpreserved Nitrates for chlorine

Project # **WO#: 92746897**
PM: BV Due Date: 08/26/24
CLIENT: 92- GP-HAM

Laboratory Receiving Location: Asheville ☐ Eden ☐ Greenwood ☐ Huntersville ☐ Raleigh ☐ Mechanicsville ☐ Atlanta ☐ Kernersville ☐

Client_____ Profile/EZ (Circle one)_____ Notes_____

Item#	BP4U-125 mL Plastic Unpreserved (N/A) (Cl-)	BP3U-250 mL Plastic Unpreserved (N/A)	BP2U-500 mL Plastic Unpreserved (N/A)	BP1U-1 liter Plastic Unpreserved (N/A)		BP4S-125 mL Plastic H2SO4 (pH < 2) (Cl-)	BP3N-250 mL plastic HNO3 (pH < 2)	BP4Z-125 mL Plastic ZN Acetate & NaOH (>9)	BP4B-125 mL Plastic NaOH (pH > 12) (Cl-)	WGFU-Wide-mouthed Glass jar Unpreserved	AG1U-1 liter Amber Unpreserved (N/A) (Cl-)	AG1H-1 liter Amber HCl (pH < 2)	AG3U-250 mL Amber Unpreserved (N/A) (Cl-)	AG1S-1 liter Amber H2SO4 (pH < 2)	AG3S-250 mL Amber H2SO4 (pH < 2)	DG9A-40 mL Amber NH4Cl (N/A)(Cl-)	DG9H-40 mL VOA HCl (N/A)	VG9T-40 mL VOA Na2S2O3 (N/A)	VG9U-40 mL VOA Unpreserved (N/A)	DG9V-40 mL VOA H3PO4 (N/A)	KP7U-50 mL Plastic Unpreserved (N/A)	V/GK (3 vials per kit)-VPH/Gas kit (N/A)	SP5T-125 mL Sterile Plastic (N/A – lab)	SP2T-250 mL Sterile Plastic (N/A – lab)		BP3R-250 mL Plastic (NH2)2SO4 (9.3-9.7)	AG0U-100 mL Amber Unpreserved (N/A) (Cl-)	VSGU-20 mL Scintillation vials (N/A)	DG9U-40 mL Amber Unpreserved vials (N/A)
CC																														
1		2					✓	✓																						
2		2					✓	✓																						
3		2					✓	✓																						
4		2					✓	✓																						
5																														
6																														
7																														
8																														
9																														
10																														
11																														
12																														

pH Adjustment Log for Preserved Samples

Sample ID	Type of Preservative	pH upon receipt	Date preservation adjusted	Time preservation adjusted	Amount of Preservative added	Lot #

Note: Whenever there is a discrepancy affecting North Carolina compliance samples, a copy of this form will be sent to the North Carolina DENR Certification Office (i.e. Out of hold, incorrect preservative, out of temp, incorrect containers.

Pace Analytical
www.pacelabs.com

CHAIN-OF-CUSTODY / Analytical Request Document

The Chain-of-Custody is a LEGAL DOCUMENT. All relevant fields must be completed accurately.

Page: 1 of 1

Section A Required Client Information

Company	GA Power
Address	Atlanta, GA
Email To:	SCS Contacts
Phone:	Fax:
Requested Due Date/TAT:	5 day

Section B Required Project Information

Report To:	SCS Contacts
Copy To:	Geosyntec Contacts
Purchase Order No.:	GPC82474-0001
Project Name:	Hammond AP-2
Project Number:	GW6581G

Section C Invoice Information

Attention:	Southern Co.
Company Name:	
Address:	
Pace Quote Reference:	
Pace Project Manager:	Bonnie Vang
Pace Profile #:	16483

REGULATORY AGENCY

NPDES | GROUND WATER | DRINKING WATER
UST | RCRA | OTHER CCR

Site Location STATE: GA

Section D Required Client Information

Valid Matrix Codes: MATRIX / CODE — DRINKING WATER: DW, WT; WATER: WW; WASTE WATER: P; PRODUCT: SL; SOIL/SOLID: SL; OIL: WP; WIPE: AR; AIR: OT; OTHER: TS; TISSUE

Requested Analysis Filtered (Y/N)

ITEM #	SAMPLE ID (A-Z, 0-9 / -) Sample IDs MUST BE UNIQUE	MATRIX CODE (see valid codes to)	SAMPLE TYPE (G=GRAB C=COMP)	COLLECTED COMPOSITE DATE	COLLECTED COMPOSITE TIME	COLLECTED COMPOSITE END/GRAB DATE	COLLECTED COMPOSITE END/GRAB TIME	SAMPLE TEMP AT COLLECTION	# OF CONTAINERS	Preservatives: Unpreserved	H_2SO_4	HNO_3	HCl	NaOH	$Na_2S_2O_3$	Methanol	Other	Analysis Test Y/N	Total 601/6022-B, Co (N)	Major Ions (Profile 10839-2) (N)	Residual Chlorine (Y/N)	Pace Project No./ Lab I.D.
1	HAM-MW-55	WG	G	08/08/2024	1040			23	4	2		1					1		X	X	N	92746897
2	HAM-MW-56	WG	G	08/07/2024	1610	ER 08/08/2024		23	4	2		1					1		X	X	N	001
3	HAM-MW-57	WG	G	08/07/2024	1421			22	4	2		1					1		X	X	N	002
4	HAM-MW-58	WG	G	08/07/2024	1240			22	4	2		1					1		X	X		003
5																						004
6																						
7																						
8																						
9																						
10																						
11																						
12																						

ER 8/8/2024

ADDITIONAL COMMENTS	RELINQUISHED BY / AFFILIATION	DATE	TIME	ACCEPTED BY / AFFILIATION	DATE	TIME
Task Code: HAM-CCR-CA-20240807	Elisabeth Russell / Geosyntec	08/08/2024	2000	Thomas Kessler / Geosyntec	08/08/2024	2000
	Thomas Kessler / Geosyntec	08/08/2024	1415	Ryan Williams / Pace	8/9/2024	1415
	Ryan Williams / Pace	8/9/2024	1655	[signature]	8/9/24	1655

SAMPLE CONDITIONS: Temp in °C | Received on Ice (Y/N) | Custody Sealed Cooler (Y/N) | Samples Intact (Y/N)

SAMPLER NAME AND SIGNATURE

PRINT Name of SAMPLER: Elisabeth Russell / Geosyntec Consultants, Inc.

SIGNATURE of SAMPLER: [signature]

DATE Signed (MM/DD/YY): 08/08/24

Pace	DC#_Title: ENV-FRM-HUN1-0083 v05_Sample Condition Upon Receipt
	Effective Date: 05/24/2024

Laboratory receiving samples:
Asheville ☐ Eden ☐ Greenwood ☐ Huntersville ☐ Raleigh ☐ Mechanicsville ☐ Atlanta ☒ Kernersville ☐

Sample Condition Upon Receipt

Client Name: GA Power

Project #:

Courier: ☐ Fed Ex ☐ UPS ☐ USPS ☐ Client ☐ Commercial ☒ Pace ☐ Other:____

Custody Seal Present? ☒ Yes ☐ No Seals Intact? ☒ Yes ☐ No ☐ N/A

Date/Initials Person Examining Contents: MA

Packing Material: ☒ Bubble Wrap ☐ Bubble Bags ☐ None ☐ Other

Biological Tissue Frozen? ☐ Yes ☐ No ☒ N/A

Thermometer: ☐ IR Gun ID: 214 Type of Ice: ☒ Wet ☐ Blue ☐ None

Cooler Temp: 3.0 Correction Factor: Add/Subtract (°C) 0

Temp should be above freezing to 6°C
☐ Samples out of temp criteria. Samples on ice, cooling process has begun

Cooler Temp Corrected (°C): 3.0

USDA Regulated Soil (☐ N/A, water sample)
Did samples originate in a quarantine zone within the United States: CA, NY, or SC (check maps)? ☐ Yes ☐ No

Did samples originate from a foreign source (internationally, including Hawaii and Puerto Rico)? ☐ Yes ☐ No

				Comments/Discrepancy:
Chain of Custody Present?	☒ Yes	☐ No	☐ N/A	1.
Samples Arrived within Hold Time?	☒ Yes	☐ No	☐ N/A	2.
Short Hold Time Analysis (<72 hr.)?	☐ Yes	☒ No	☐ N/A	3.
Rush Turn Around Time Requested?	☐ Yes	☒ No	☐ N/A	4.
Sufficient Volume?	☒ Yes	☐ No	☐ N/A	5.
Correct Containers Used?	☒ Yes	☐ No	☐ N/A	6.
-Pace Containers Used?	☒ Yes	☐ No	☐ N/A	
Containers Intact?	☒ Yes	☐ No	☐ N/A	7.
Dissolved analysis: Samples Field Filtered?	☐ Yes	☐ No	☒ N/A	8.
Sample Labels Match COC? -Includes Date/Time/ID/Analysis Matrix: W	☒ Yes	☐ No	☐ N/A	9.
Headspace in VOA Vials (>5-6mm)?	☐ Yes	☐ No	☒ N/A	10.
Trip Blank Present?	☐ Yes	☐ No	☒ N/A	11.
Trip Blank Custody Seals Present?	☐ Yes	☐ No	☒ N/A	

Field Data Required? ☐ Yes ☐ No

COMMENTS/SAMPLE DISCREPANCY

Lot ID of split containers:

CLIENT NOTIFICATION/RESOLUTION

Person contacted: _____ Date/Time: _____

Project Manager SCURF Review: _____ Date: _____

Project Manager SRF Review: _____ Date: _____

Pace

DC#_Title: ENV-FRM-HUN1-0083 v05_Sample Condition Upon Receipt

Effective Date: 05/24/2024

*Check mark top half of box if pH and/or dechlorination is verified and within the acceptance range for preservation samples.
Exceptions: VOA, Coliform, TOC, Oil and Grease, DRO/8015 (water) DOC, LLHg
**Bottom half of box is to list number of bottles
***Check all unpreserved Nitrates for chlorine

Project #

Laboratory Receiving Location: Asheville ☐ Eden ☐ Greenwood ☐ Huntersville ☐ Raleigh ☐ Mechanicsville ☐ Atlanta ☒ Kernersville ☐

Client GA Power Profile/EZ (Circle one) _____ Notes _____

Item#	BP4U-125 mL Plastic Unpreserved (N/A) (Cl-)	BP3U-250 mL Plastic Unpreserved (N/A)	BP2U-500 mL Plastic Unpreserved (N/A)	BP1U-1 liter Plastic Unpreserved (N/A)		BP4S-125 mL Plastic H2SO4 (pH < 2) (Cl-)	BP3N-250 mL plastic HNO3 (pH < 2)	BP4Z-125 mL Plastic ZN Acetate & NaOH (>9)	BP4B-125 mL Plastic NaOH (pH > 12) (Cl-)	WGFU-Wide-mouthed Glass jar Unpreserved	AG1U-1 liter Amber Unpreserved (N/A) (Cl-)	AG1H-1 liter Amber HCl (pH < 2)	AG3U-250 mL Amber Unpreserved (N/A) (Cl-)	AG1S-1 liter Amber H2SO4 (pH < 2)	AG3S-250 mL Amber H2SO4 (pH < 2)	DG9A-40 mL Amber NHACl (N/A)(Cl-)	DG9H-40 mL VOA HCl (N/A)	VG9T-40 mL VOA Na2S2O3 (N/A)	VG9U-40 mL VOA Unpreserved (N/A)	DG9Y-40 mL VOA H3PO4 (N/A)	KP7U-50 mL Plastic Unpreserved (N/A)	V/GK (3 vials per kit)-VPH/Gas kit (N/A)	SP5T-125 mL Sterile Plastic (N/A – lab)	SP2T-250 mL Sterile Plastic (N/A – lab)		BP3R-250 mL Plastic (NH2)2SO4 (9.2 ≤ 7)	AGOU-100 mL Amber Unpreserved (N/A) (Cl-)	VSGU-20 mL Scintillation vials (N/A)	DG9U-40 mL Amber Unpreserved vials (N/A)
CC																													
1		2					1	1																					
2		2					1	1																					
3																													
4																													
5																													
6																													
7																													
8																													
9																													
10																													
11																													
12																													

pH Adjustment Log for Preserved Samples

Sample ID	Type of Preservative	pH upon receipt	Date preservation adjusted	Time preservation adjusted	Amount of Preservative added	Lot #

Note: Whenever there is a discrepancy affecting North Carolina compliance samples, a copy of this form will be sent to the North Carolina DENR Certification Office (i.e. Out of hold, incorrect preservative, out of temp, incorrect containers.

Qualtrax ID: 69614

Pace Analytical

CHAIN-OF-CUSTODY / Analytical Request Document

The Chain-of-Custody is a LEGAL DOCUMENT. All relevant fields must be completed accurately.

Page: 1 of 1

Section A Required Client Information:		Section B Required Project Information:		Section C Invoice Information:	
Company:	GA Power	Report To:	SCS Contacts	Attention:	Southern Co.
Address:	Atlanta, GA	Copy To:	Geosyntec Contacts	Company Name:	
				Address:	
Email To:	SCS Contacts	Purchase Order No.:	GPC82474-0001	Pace Quote Reference:	
Phone:	Fax:	Project Name:	Hammond AP-2	Pace Project Manager:	Bonnie Vang
Requested Due Date/TAT:	10 day	Project Number:	GW6581G	Pace Profile #:	16483

REGULATORY AGENCY

NPDES GROUND WATER DRINKING WATER
UST RCRA OTHER CCR

Site Location STATE: GA

Section D Required Client Information

Valid Matrix Codes

MATRIX	CODE
DRINKING WATER	DW WT
WATER	WW
WASTE WATER	P
PRODUCT	SL
SOIL/SOLID	OL
OIL	WP
WIPE	AR
AIR	GS
OTHER	TS
TISSUE	

SAMPLE ID (A-Z, 0-9 / ,-) Sample IDs MUST BE UNIQUE

ITEM #	SAMPLE ID	MATRIX CODE (see valid codes to	SAMPLE TYPE (G=GRAB C=COMP)	COLLECTED COMPOSITE DATE	COLLECTED COMPOSITE TIME	COLLECTED COMPOSITE END/GRAB DATE	COLLECTED COMPOSITE END/GRAB TIME	SAMPLE TEMP AT COLLECTION	# OF CONTAINERS	Preservatives: Unpreserved	H_2SO_4	HNO_3	HCl	NaOH	$Na_2S_2O_3$	Methanol	Other	Analysis Test Y/N	Requested Analysis Filtered (Y/N): Total 6016022-B, Ca	Major Ions (Profile 10339-2)	Residual Chlorine (Y/N)	Pace Project No./ Lab I.D.
1	HAM-MW-59	WG	G	08/12/2024	0925			22	4	2		1					1		X	X	N	
2	HAM-AP2-FD-01	WG	G	08/12/2024	0000	ER 8/12/2024		22	4	2		1					1		X	X	N	
3																						
4																						
5																						
6						ER 8/12/2024																
7																						
8																						
9																						
10																						
11																						
12																						

ADDITIONAL COMMENTS	RELINQUISHED BY / AFFILIATION	DATE	TIME	ACCEPTED BY / AFFILIATION	DATE	TIME	SAMPLE CONDITIONS
Task Code: HAM-CCR-CA-20240807	Elizabeth Russel / Geosyntec	08/12/24	14:00	Jacob Tracy / Geosyntec	08/12/24	14:00	
	Jacob Tracy / Geosyntec	08/14/24	12:05	Ryan Williams / Pace	08/14/24	12:05	
	Ryan Williams / Pace	8/14/2024	1440	Mgw / Pace	8/14/24	1440	

SAMPLER NAME AND SIGNATURE

PRINT Name of SAMPLER: Elisabeth Russell / Geosyntec Consultants, Inc.

SIGNATURE of SAMPLER: DATE Signed (MM/DD/YY):

Temp in °C | Received on Ice (Y/N) | Custody Sealed Cooler (Y/N) | Samples Intact (Y/N)

Pace Analytical Services, LLC
9800 Kincey Ave. Suite 100
Huntersville, NC 28078
(704)875-9092

August 30, 2024

Kristen Jurinko
Southern Company
241 Ralph McGill Blvd NE
Bin 10160
Atlanta, GA 30308

RE: Project: Hammond AP-2 (CA)-20240815
Pace Project No.: 92748251

Dear Kristen Jurinko:

Enclosed are the analytical results for sample(s) received by the laboratory on August 16, 2024. The results relate only to the samples included in this report. Results reported herein conform to the applicable TNI/NELAC Standards and the laboratory's Quality Manual, where applicable, unless otherwise noted in the body of the report.

The test results provided in this final report were generated by each of the following laboratories within the Pace Network:

- Pace Analytical Services - Asheville
- Pace Analytical Services - Peachtree Corners, GA

If you have any questions concerning this report, please feel free to contact me.

Sincerely,

Angela M. Baioni

Angela Baioni for
Bonnie Vang
bonnie.vang@pacelabs.com
704-977-0968
Project Manager

Enclosures

cc: Kip Gray, Geosyntec
Christine Hug, Geosyntec Consultants, Inc.
Thomas Kessler, Geosyntec Consultants
Whitney Law, Geosyntec Consultants
Laura Midkiff, Southern Company
Caroline Nelson, Geosyntec Consultants, Inc
Jamie Newsome, Geosyntec Consultants
Zain Webb, Geosyntec Consultants

REPORT OF LABORATORY ANALYSIS

This report shall not be reproduced, except in full,
without the written consent of Pace Analytical Services, LLC.

Pace Analytical Services, LLC
9800 Kincey Ave. Suite 100
Huntersville, NC 28078
(704)875-9092

CERTIFICATIONS

Project: Hammond AP-2 (CA)-20240815
Pace Project No.: 92748251

Pace Analytical Services Asheville
2225 Riverside Drive, Asheville, NC 28804
Florida/NELAP Certification #: E87648
North Carolina Drinking Water Certification #: 37712
North Carolina Wastewater Certification #: 40
South Carolina Laboratory ID: 99030
South Carolina Certification #: 99030001
Virginia/VELAP Certification #: 460222

Pace Analytical Services Peachtree Corners
110 Technology Pkwy, Peachtree Corners, GA 30092
Florida DOH Certification #: E87315
Georgia DW Inorganics Certification #: 812
North Carolina Certification #: 381
South Carolina Certification #: 98011001
Virginia Certification #: 460204

This report shall not be reproduced, except in full,
without the written consent of Pace Analytical Services, LLC.

Pace Analytical Services, LLC
9800 Kincey Ave. Suite 100
Huntersville, NC 28078
(704)875-9092

SAMPLE SUMMARY

Project: Hammond AP-2 (CA)-20240815
Pace Project No.: 92748251

Lab ID	Sample ID	Matrix	Date Collected	Date Received
92748251001	**HAM-PT-01**	Water	08/15/24 12:02	08/16/24 12:50
92748251002	**HAM-PT-02**	Water	08/15/24 13:35	08/16/24 12:50
92748251003	**HAM-PT-03**	Water	08/15/24 10:45	08/16/24 12:50
92748251004	**HAM-PT-04**	Water	08/15/24 11:00	08/16/24 12:50
92748251005	**HAM-PT-05**	Water	08/15/24 13:24	08/16/24 12:50
92748251006	**HAM-PT-06**	Water	08/15/24 12:10	08/16/24 12:50
92748251007	**HAM-AP2-EB-01**	Water	08/15/24 14:15	08/16/24 12:50
92748251008	**HAM-AP2-FB-01**	Water	08/15/24 14:20	08/16/24 12:50
92748251009	**HAM-AP2-FD-01**	Water	08/15/24 00:00	08/16/24 12:50

This report shall not be reproduced, except in full,
without the written consent of Pace Analytical Services, LLC.

Pace Analytical Services, LLC
9800 Kincey Ave. Suite 100
Huntersville, NC 28078
(704)875-9092

SAMPLE ANALYTE COUNT

Project: Hammond AP-2 (CA)-20240815
Pace Project No.: 92748251

Lab ID	Sample ID	Method	Analysts	Analytes Reported
92748251001	**HAM-PT-01**	EPA 6010D	AJM, MJS2	6
		EPA 6020B	CW1	13
		EPA 7470A	VB	1
		SM 2540C-2015	DL1	1
		SM 2320B-2011	YEG	3
		SM 4500-S2D-2011	JP1	1
		EPA 300.0 Rev 2.1 1993	JCM	3
92748251002	**HAM-PT-02**	EPA 6010D	AJM, MJS2	6
		EPA 6020B	CW1	13
		EPA 7470A	VB	1
		SM 2540C-2015	DL1	1
		SM 2320B-2011	SMS	3
		SM 4500-S2D-2011	JP1	1
		EPA 300.0 Rev 2.1 1993	JCM	3
92748251003	**HAM-PT-03**	EPA 6010D	AJM, MJS2	6
		EPA 6020B	CW1	13
		EPA 7470A	VB	1
		SM 2540C-2015	DL1	1
		SM 2320B-2011	SMS	3
		SM 4500-S2D-2011	JP1	1
		EPA 300.0 Rev 2.1 1993	JCM	3
92748251004	**HAM-PT-04**	EPA 6010D	AJM, MJS2	6
		EPA 6020B	CW1	13
		EPA 7470A	VB	1
		SM 2540C-2015	DL1	1
		SM 2320B-2011	SMS	3
		SM 4500-S2D-2011	JP1	1
		EPA 300.0 Rev 2.1 1993	JCM	3
92748251005	**HAM-PT-05**	EPA 6010D	AJM, DRB, MJS2	6
		EPA 6020B	CW1	13
		EPA 7470A	VB	1
		SM 2540C-2015	DL1	1
		SM 2320B-2011	SMS	3
		SM 4500-S2D-2011	JP1	1
		EPA 300.0 Rev 2.1 1993	JCM	3
92748251006	**HAM-PT-06**	EPA 6010D	AJM, DRB, MJS2	6

This report shall not be reproduced, except in full,
without the written consent of Pace Analytical Services, LLC.

Pace Analytical Services, LLC
9800 Kincey Ave. Suite 100
Huntersville, NC 28078
(704)875-9092

SAMPLE ANALYTE COUNT

Project: Hammond AP-2 (CA)-20240815
Pace Project No.: 92748251

Lab ID	Sample ID	Method	Analysts	Analytes Reported
		EPA 6020B	CW1	13
		EPA 7470A	VB	1
		SM 2540C-2015	DL1	1
		SM 2320B-2011	SMS	3
		SM 4500-S2D-2011	JP1	1
		EPA 300.0 Rev 2.1 1993	JCM	3
92748251007	**HAM-AP2-EB-01**	EPA 6010D	AJM, MJS2	6
		EPA 6020B	CW1	13
		EPA 7470A	VB	1
		SM 2540C-2015	DL1	1
		SM 2320B-2011	SMS	3
		SM 4500-S2D-2011	JP1	1
		EPA 300.0 Rev 2.1 1993	JCM	3
92748251008	**HAM-AP2-FB-01**	EPA 6010D	AJM, MJS2	6
		EPA 6020B	CW1	13
		EPA 7470A	VB	1
		SM 2540C-2015	DL1	1
		SM 2320B-2011	SMS	3
		SM 4500-S2D-2011	JP1	1
		EPA 300.0 Rev 2.1 1993	JCM	3
92748251009	**HAM-AP2-FD-01**	EPA 6010D	AJM, DRB, MJS2	6
		EPA 6020B	CW1	13
		EPA 7470A	VB	1
		SM 2540C-2015	DL1	1
		SM 2320B-2011	SMS	3
		SM 4500-S2D-2011	JP1	1
		EPA 300.0 Rev 2.1 1993	JCM	3

PASI-A = Pace Analytical Services - Asheville
PASI-GA = Pace Analytical Services - Peachtree Corners, GA

This report shall not be reproduced, except in full,
without the written consent of Pace Analytical Services, LLC.

Pace Analytical Services, LLC
9800 Kincey Ave. Suite 100
Huntersville, NC 28078
(704)875-9092

SUMMARY OF DETECTION

Project: Hammond AP-2 (CA)-20240815
Pace Project No.: 92748251

Lab Sample ID Method	Client Sample ID Parameters	Result	Units	Report Limit	Analyzed	Qualifiers
92748251001	**HAM-PT-01**					
EPA 6010D	Sodium	43.7	mg/L	1.0	08/25/24 17:25	
EPA 6010D	Iron	2.8	mg/L	0.040	08/23/24 02:32	
EPA 6010D	Manganese	1.1	mg/L	0.040	08/23/24 02:32	
EPA 6010D	Potassium	15.9	mg/L	0.50	08/23/24 02:32	
EPA 6010D	Calcium	54.9	mg/L	1.0	08/23/24 02:32	
EPA 6010D	Magnesium	6.3	mg/L	0.050	08/23/24 02:32	
EPA 6020B	Arsenic	0.0019J	mg/L	0.0050	08/26/24 15:08	
EPA 6020B	Barium	0.027	mg/L	0.0050	08/26/24 15:08	
EPA 6020B	Boron	2.2	mg/L	0.040	08/26/24 15:08	
EPA 6020B	Cobalt	0.0048J	mg/L	0.0050	08/26/24 15:08	
SM 2540C-2015	Total Dissolved Solids	403	mg/L	25.0	08/21/24 16:29	
SM 2320B-2011	Alkalinity,Bicarbonate (CaCO3)	102	mg/L	5.0	08/19/24 15:24	
SM 2320B-2011	Alkalinity, Total as CaCO3	102	mg/L	5.0	08/19/24 15:24	
SM 4500-S2D-2011	Sulfide	0.036J	mg/L	0.10	08/17/24 04:31	
EPA 300.0 Rev 2.1 1993	Chloride	16.8	mg/L	1.0	08/17/24 16:31	
EPA 300.0 Rev 2.1 1993	Fluoride	0.14	mg/L	0.10	08/17/24 16:31	
EPA 300.0 Rev 2.1 1993	Sulfate	138	mg/L	3.0	08/17/24 23:15	
92748251002	**HAM-PT-02**					
EPA 6010D	Sodium	116	mg/L	1.0	08/25/24 17:29	
EPA 6010D	Iron	7.7	mg/L	0.040	08/23/24 02:36	
EPA 6010D	Manganese	5.9	mg/L	0.040	08/23/24 02:36	
EPA 6010D	Potassium	8.6	mg/L	0.50	08/23/24 02:36	
EPA 6010D	Calcium	159	mg/L	1.0	08/23/24 02:36	
EPA 6010D	Magnesium	15.8	mg/L	0.050	08/23/24 02:36	
EPA 6020B	Arsenic	0.0032J	mg/L	0.0050	08/26/24 15:12	
EPA 6020B	Barium	0.032	mg/L	0.0050	08/26/24 15:12	
EPA 6020B	Boron	4.1	mg/L	0.040	08/26/24 15:12	
EPA 6020B	Cobalt	0.018	mg/L	0.0050	08/26/24 15:12	
SM 2540C-2015	Total Dissolved Solids	854	mg/L	25.0	08/21/24 16:29	
SM 2320B-2011	Alkalinity,Bicarbonate (CaCO3)	171	mg/L	5.0	08/21/24 18:29	
SM 2320B-2011	Alkalinity, Total as CaCO3	171	mg/L	5.0	08/21/24 18:29	
EPA 300.0 Rev 2.1 1993	Chloride	67.1	mg/L	1.0	08/17/24 16:45	
EPA 300.0 Rev 2.1 1993	Fluoride	0.085J	mg/L	0.10	08/17/24 16:45	
EPA 300.0 Rev 2.1 1993	Sulfate	356	mg/L	8.0	08/17/24 23:29	
92748251003	**HAM-PT-03**					
EPA 6010D	Manganese	5.5	mg/L	0.040	08/23/24 02:39	
EPA 6010D	Potassium	6.0	mg/L	0.50	08/23/24 02:39	
EPA 6010D	Calcium	281	mg/L	1.0	08/23/24 02:39	
EPA 6010D	Magnesium	27.9	mg/L	0.050	08/23/24 02:39	
EPA 6010D	Sodium	55.7	mg/L	1.0	08/25/24 17:32	
EPA 6020B	Arsenic	0.0048J	mg/L	0.0050	08/26/24 15:16	
EPA 6020B	Barium	0.020	mg/L	0.0050	08/26/24 15:16	
EPA 6020B	Beryllium	0.0018	mg/L	0.00050	08/26/24 15:16	
EPA 6020B	Boron	6.6	mg/L	0.040	08/26/24 15:16	
EPA 6020B	Cadmium	0.00047J	mg/L	0.00050	08/26/24 15:16	
EPA 6020B	Cobalt	0.081	mg/L	0.0050	08/26/24 15:16	

This report shall not be reproduced, except in full,
without the written consent of Pace Analytical Services, LLC.

Pace Analytical Services, LLC
9800 Kincey Ave. Suite 100
Huntersville, NC 28078
(704)875-9092

SUMMARY OF DETECTION

Project: Hammond AP-2 (CA)-20240815
Pace Project No.: 92748251

Lab Sample ID Method	Client Sample ID Parameters	Result	Units	Report Limit	Analyzed	Qualifiers
92748251003	**HAM-PT-03**					
EPA 6020B	Lead	0.0018	mg/L	0.0010	08/26/24 15:16	
EPA 6020B	Selenium	0.0071	mg/L	0.0050	08/26/24 15:16	
SM 2540C-2015	Total Dissolved Solids	1360	mg/L	25.0	08/21/24 16:30	
EPA 300.0 Rev 2.1 1993	Chloride	79.9	mg/L	17.0	08/17/24 23:43	
EPA 300.0 Rev 2.1 1993	Fluoride	0.56	mg/L	0.10	08/17/24 17:00	
EPA 300.0 Rev 2.1 1993	Sulfate	707	mg/L	17.0	08/17/24 23:43	
92748251004	**HAM-PT-04**					
EPA 6010D	Sodium	90.5	mg/L	1.0	08/25/24 17:36	
EPA 6010D	Iron	6.3	mg/L	0.040	08/23/24 02:43	
EPA 6010D	Manganese	11.5	mg/L	0.040	08/23/24 02:43	
EPA 6010D	Potassium	6.8	mg/L	0.50	08/23/24 02:43	
EPA 6010D	Calcium	249	mg/L	1.0	08/23/24 02:43	
EPA 6010D	Magnesium	20.5	mg/L	0.050	08/23/24 02:43	
EPA 6020B	Arsenic	0.0095	mg/L	0.0050	08/26/24 15:19	
EPA 6020B	Barium	0.026	mg/L	0.0050	08/26/24 15:19	
EPA 6020B	Boron	6.2	mg/L	0.040	08/26/24 15:19	
EPA 6020B	Cobalt	0.034	mg/L	0.0050	08/26/24 15:19	
EPA 6020B	Lead	0.00023J	mg/L	0.0010	08/26/24 15:19	
EPA 6020B	Lithium	0.0030J	mg/L	0.030	08/26/24 15:19	
EPA 6020B	Molybdenum	0.00071J	mg/L	0.010	08/26/24 15:19	
EPA 6020B	Thallium	0.00063J	mg/L	0.0010	08/26/24 15:19	
SM 2540C-2015	Total Dissolved Solids	1150	mg/L	25.0	08/21/24 16:30	
SM 2320B-2011	Alkalinity,Bicarbonate (CaCO3)	327	mg/L	5.0	08/22/24 09:21	
SM 2320B-2011	Alkalinity, Total as CaCO3	327	mg/L	5.0	08/22/24 09:21	
EPA 300.0 Rev 2.1 1993	Chloride	96.7	mg/L	9.0	08/18/24 00:26	
EPA 300.0 Rev 2.1 1993	Fluoride	0.054J	mg/L	0.10	08/17/24 17:14	
EPA 300.0 Rev 2.1 1993	Sulfate	407	mg/L	9.0	08/18/24 00:26	
92748251005	**HAM-PT-05**					
EPA 6010D	Sodium	319	mg/L	5.0	08/26/24 12:27	
EPA 6010D	Iron	0.77	mg/L	0.040	08/23/24 02:53	
EPA 6010D	Manganese	4.2	mg/L	0.040	08/23/24 02:53	
EPA 6010D	Calcium	147	mg/L	1.0	08/23/24 02:53	
EPA 6010D	Magnesium	14.4	mg/L	0.050	08/23/24 02:53	
EPA 6010D	Potassium	4.4	mg/L	0.50	08/25/24 17:39	
EPA 6020B	Arsenic	0.0023J	mg/L	0.0050	08/26/24 15:23	
EPA 6020B	Barium	0.026	mg/L	0.0050	08/26/24 15:23	
EPA 6020B	Boron	5.3	mg/L	0.040	08/26/24 15:23	
EPA 6020B	Cobalt	0.0085	mg/L	0.0050	08/26/24 15:23	
EPA 6020B	Lithium	0.0024J	mg/L	0.030	08/26/24 15:23	
EPA 6020B	Molybdenum	0.0010J	mg/L	0.010	08/26/24 15:23	
SM 2540C-2015	Total Dissolved Solids	1400	mg/L	25.0	08/21/24 16:30	
SM 2320B-2011	Alkalinity,Bicarbonate (CaCO3)	623	mg/L	5.0	08/22/24 09:32	
SM 2320B-2011	Alkalinity, Total as CaCO3	623	mg/L	5.0	08/22/24 09:32	
EPA 300.0 Rev 2.1 1993	Chloride	95.8	mg/L	9.0	08/18/24 00:40	
EPA 300.0 Rev 2.1 1993	Fluoride	0.061J	mg/L	0.10	08/17/24 17:29	
EPA 300.0 Rev 2.1 1993	Sulfate	387	mg/L	9.0	08/18/24 00:40	

This report shall not be reproduced, except in full,
without the written consent of Pace Analytical Services, LLC.

Pace Analytical Services, LLC
9800 Kincey Ave. Suite 100
Huntersville, NC 28078
(704)875-9092

SUMMARY OF DETECTION

Project: Hammond AP-2 (CA)-20240815
Pace Project No.: 92748251

Lab Sample ID Method	Client Sample ID Parameters	Result	Units	Report Limit	Analyzed	Qualifiers
92748251006	**HAM-PT-06**					
EPA 6010D	Potassium	5.9	mg/L	0.50	08/25/24 17:42	
EPA 6010D	Iron	2.1	mg/L	0.040	08/23/24 02:56	
EPA 6010D	Manganese	9.5	mg/L	0.040	08/23/24 02:56	
EPA 6010D	Calcium	223	mg/L	1.0	08/23/24 02:56	
EPA 6010D	Magnesium	20.4	mg/L	0.050	08/23/24 02:56	
EPA 6010D	Sodium	149	mg/L	5.0	08/26/24 12:30	
EPA 6020B	Arsenic	0.0043J	mg/L	0.0050	08/26/24 15:27	
EPA 6020B	Barium	0.025	mg/L	0.0050	08/26/24 15:27	
EPA 6020B	Boron	6.0	mg/L	0.040	08/26/24 15:27	
EPA 6020B	Cadmium	0.00033J	mg/L	0.00050	08/26/24 15:27	
EPA 6020B	Cobalt	0.023	mg/L	0.0050	08/26/24 15:27	
EPA 6020B	Lithium	0.0033J	mg/L	0.030	08/26/24 15:27	
EPA 6020B	Thallium	0.00051J	mg/L	0.0010	08/26/24 15:27	
SM 2540C-2015	Total Dissolved Solids	1290	mg/L	25.0	08/22/24 16:14	
SM 2320B-2011	Alkalinity,Bicarbonate (CaCO3)	407	mg/L	5.0	08/22/24 09:41	
SM 2320B-2011	Alkalinity, Total as CaCO3	407	mg/L	5.0	08/22/24 09:41	
EPA 300.0 Rev 2.1 1993	Chloride	97.5	mg/L	10.0	08/18/24 00:54	
EPA 300.0 Rev 2.1 1993	Sulfate	408	mg/L	10.0	08/18/24 00:54	
92748251007	**HAM-AP2-EB-01**					
EPA 6020B	Boron	0.028J	mg/L	0.040	08/26/24 15:31	
SM 2540C-2015	Total Dissolved Solids	36.0	mg/L	25.0	08/22/24 16:14	
92748251008	**HAM-AP2-FB-01**					
EPA 6020B	Boron	0.013J	mg/L	0.040	08/26/24 15:34	
SM 2540C-2015	Total Dissolved Solids	52.0	mg/L	25.0	08/22/24 16:15	
92748251009	**HAM-AP2-FD-01**					
EPA 6010D	Sodium	150	mg/L	5.0	08/26/24 12:33	
EPA 6010D	Potassium	5.9	mg/L	0.50	08/25/24 17:59	
EPA 6010D	Iron	2.0	mg/L	0.040	08/23/24 03:07	
EPA 6010D	Manganese	9.6	mg/L	0.040	08/23/24 03:07	
EPA 6010D	Calcium	224	mg/L	1.0	08/23/24 03:07	
EPA 6010D	Magnesium	20.4	mg/L	0.050	08/23/24 03:07	
EPA 6020B	Arsenic	0.0043J	mg/L	0.0050	08/26/24 15:51	
EPA 6020B	Barium	0.025	mg/L	0.0050	08/26/24 15:51	
EPA 6020B	Boron	6.2	mg/L	0.040	08/26/24 15:51	
EPA 6020B	Cadmium	0.00035J	mg/L	0.00050	08/26/24 15:51	
EPA 6020B	Cobalt	0.024	mg/L	0.0050	08/26/24 15:51	
EPA 6020B	Lithium	0.0035J	mg/L	0.030	08/26/24 15:51	
EPA 6020B	Thallium	0.00053J	mg/L	0.0010	08/26/24 15:51	
SM 2540C-2015	Total Dissolved Solids	1260	mg/L	25.0	08/22/24 16:15	
SM 2320B-2011	Alkalinity,Bicarbonate (CaCO3)	405	mg/L	5.0	08/22/24 09:50	
SM 2320B-2011	Alkalinity, Total as CaCO3	405	mg/L	5.0	08/22/24 09:50	
EPA 300.0 Rev 2.1 1993	Chloride	98.8	mg/L	10.0	08/18/24 01:08	
EPA 300.0 Rev 2.1 1993	Sulfate	413	mg/L	10.0	08/18/24 01:08	

This report shall not be reproduced, except in full,
without the written consent of Pace Analytical Services, LLC.

Pace Analytical Services, LLC
9800 Kincey Ave. Suite 100
Huntersville, NC 28078
(704)875-9092

ANALYTICAL RESULTS

Project: Hammond AP-2 (CA)-20240815
Pace Project No.: 92748251

Sample: HAM-PT-01 **Lab ID: 92748251001** Collected: 08/15/24 12:02 Received: 08/16/24 12:50 Matrix: Water

Parameters	Results	Units	Report Limit	MDL	DF	Prepared	Analyzed	CAS No.	Qual
6010D ATL ICP	Analytical Method: EPA 6010D Preparation Method: EPA 3010A Pace Analytical Services - Peachtree Corners, GA								
Sodium	**43.7**	mg/L	1.0	0.58	1	08/22/24 13:55	08/25/24 17:25	7440-23-5	
Iron	**2.8**	mg/L	0.040	0.025	1	08/22/24 13:55	08/23/24 02:32	7439-89-6	
Manganese	**1.1**	mg/L	0.040	0.011	1	08/22/24 13:55	08/23/24 02:32	7439-96-5	
Potassium	**15.9**	mg/L	0.50	0.15	1	08/22/24 13:55	08/23/24 02:32	7440-09-7	
Calcium	**54.9**	mg/L	1.0	0.12	1	08/22/24 13:55	08/23/24 02:32	7440-70-2	
Magnesium	**6.3**	mg/L	0.050	0.012	1	08/22/24 13:55	08/23/24 02:32	7439-95-4	
6020 MET ICPMS	Analytical Method: EPA 6020B Preparation Method: EPA 3005A Pace Analytical Services - Peachtree Corners, GA								
Antimony	ND	mg/L	0.0030	0.00054	1	08/23/24 12:38	08/26/24 15:08	7440-36-0	
Arsenic	**0.0019J**	mg/L	0.0050	0.00084	1	08/23/24 12:38	08/26/24 15:08	7440-38-2	
Barium	**0.027**	mg/L	0.0050	0.00047	1	08/23/24 12:38	08/26/24 15:08	7440-39-3	
Beryllium	ND	mg/L	0.00050	0.000094	1	08/23/24 12:38	08/26/24 15:08	7440-41-7	
Boron	**2.2**	mg/L	0.040	0.012	1	08/23/24 12:38	08/26/24 15:08	7440-42-8	
Cadmium	ND	mg/L	0.00050	0.00010	1	08/23/24 12:38	08/26/24 15:08	7440-43-9	
Chromium	ND	mg/L	0.0050	0.0019	1	08/23/24 12:38	08/26/24 15:08	7440-47-3	
Cobalt	**0.0048J**	mg/L	0.0050	0.00032	1	08/23/24 12:38	08/26/24 15:08	7440-48-4	
Lead	ND	mg/L	0.0010	0.00016	1	08/23/24 12:38	08/26/24 15:08	7439-92-1	
Lithium	ND	mg/L	0.030	0.0016	1	08/23/24 12:38	08/26/24 15:08	7439-93-2	
Molybdenum	ND	mg/L	0.010	0.00062	1	08/23/24 12:38	08/26/24 15:08	7439-98-7	
Selenium	ND	mg/L	0.0050	0.00096	1	08/23/24 12:38	08/26/24 15:08	7782-49-2	
Thallium	ND	mg/L	0.0010	0.00038	1	08/23/24 12:38	08/26/24 15:08	7440-28-0	
7470 Mercury	Analytical Method: EPA 7470A Preparation Method: EPA 7470A Pace Analytical Services - Peachtree Corners, GA								
Mercury	ND	mg/L	0.00020	0.00013	1	08/29/24 16:10	08/30/24 09:06	7439-97-6	
2540C Total Dissolved Solids	Analytical Method: SM 2540C-2015 Pace Analytical Services - Peachtree Corners, GA								
Total Dissolved Solids	**403**	mg/L	25.0	25.0	1		08/21/24 16:29		
2320B Alkalinity	Analytical Method: SM 2320B-2011 Pace Analytical Services - Asheville								
Alkalinity,Bicarbonate (CaCO3)	**102**	mg/L	5.0	5.0	1		08/19/24 15:24		
Alkalinity,Carbonate (CaCO3)	ND	mg/L	5.0	5.0	1		08/19/24 15:24		
Alkalinity, Total as CaCO3	**102**	mg/L	5.0	5.0	1		08/19/24 15:24		
4500S2D Sulfide Water	Analytical Method: SM 4500-S2D-2011 Pace Analytical Services - Asheville								
Sulfide	**0.036J**	mg/L	0.10	0.022	1		08/17/24 04:31	18496-25-8	
300.0 IC Anions 28 Days	Analytical Method: EPA 300.0 Rev 2.1 1993 Pace Analytical Services - Asheville								
Chloride	**16.8**	mg/L	1.0	0.60	1		08/17/24 16:31	16887-00-6	

This report shall not be reproduced, except in full,
without the written consent of Pace Analytical Services, LLC.

Pace Analytical Services, LLC
9800 Kincey Ave. Suite 100
Huntersville, NC 28078
(704)875-9092

ANALYTICAL RESULTS

Project: Hammond AP-2 (CA)-20240815
Pace Project No.: 92748251

Sample: HAM-PT-01 **Lab ID: 92748251001** Collected: 08/15/24 12:02 Received: 08/16/24 12:50 Matrix: Water

Parameters	Results	Units	Report Limit	MDL	DF	Prepared	Analyzed	CAS No.	Qual
300.0 IC Anions 28 Days	Analytical Method: EPA 300.0 Rev 2.1 1993 Pace Analytical Services - Asheville								
Fluoride	**0.14**	mg/L	0.10	0.050	1		08/17/24 16:31	16984-48-8	
Sulfate	**138**	mg/L	3.0	1.5	3		08/17/24 23:15	14808-79-8	

This report shall not be reproduced, except in full,
without the written consent of Pace Analytical Services, LLC.

Pace Analytical Services, LLC
9800 Kincey Ave. Suite 100
Huntersville, NC 28078
(704)875-9092

ANALYTICAL RESULTS

Project: Hammond AP-2 (CA)-20240815
Pace Project No.: 92748251

Sample: HAM-PT-02 **Lab ID: 92748251002** Collected: 08/15/24 13:35 Received: 08/16/24 12:50 Matrix: Water

Parameters	Results	Units	Report Limit	MDL	DF	Prepared	Analyzed	CAS No.	Qual
6010D ATL ICP	Analytical Method: EPA 6010D Preparation Method: EPA 3010A Pace Analytical Services - Peachtree Corners, GA								
Sodium	**116**	mg/L	1.0	0.58	1	08/22/24 13:55	08/25/24 17:29	7440-23-5	
Iron	**7.7**	mg/L	0.040	0.025	1	08/22/24 13:55	08/23/24 02:36	7439-89-6	
Manganese	**5.9**	mg/L	0.040	0.011	1	08/22/24 13:55	08/23/24 02:36	7439-96-5	
Potassium	**8.6**	mg/L	0.50	0.15	1	08/22/24 13:55	08/23/24 02:36	7440-09-7	
Calcium	**159**	mg/L	1.0	0.12	1	08/22/24 13:55	08/23/24 02:36	7440-70-2	
Magnesium	**15.8**	mg/L	0.050	0.012	1	08/22/24 13:55	08/23/24 02:36	7439-95-4	
6020 MET ICPMS	Analytical Method: EPA 6020B Preparation Method: EPA 3005A Pace Analytical Services - Peachtree Corners, GA								
Antimony	ND	mg/L	0.0030	0.00054	1	08/23/24 12:38	08/26/24 15:12	7440-36-0	
Arsenic	**0.0032J**	mg/L	0.0050	0.00084	1	08/23/24 12:38	08/26/24 15:12	7440-38-2	
Barium	**0.032**	mg/L	0.0050	0.00047	1	08/23/24 12:38	08/26/24 15:12	7440-39-3	
Beryllium	ND	mg/L	0.00050	0.000094	1	08/23/24 12:38	08/26/24 15:12	7440-41-7	
Boron	**4.1**	mg/L	0.040	0.012	1	08/23/24 12:38	08/26/24 15:12	7440-42-8	
Cadmium	ND	mg/L	0.00050	0.00010	1	08/23/24 12:38	08/26/24 15:12	7440-43-9	
Chromium	ND	mg/L	0.0050	0.0019	1	08/23/24 12:38	08/26/24 15:12	7440-47-3	
Cobalt	**0.018**	mg/L	0.0050	0.00032	1	08/23/24 12:38	08/26/24 15:12	7440-48-4	
Lead	ND	mg/L	0.0010	0.00016	1	08/23/24 12:38	08/26/24 15:12	7439-92-1	
Lithium	ND	mg/L	0.030	0.0016	1	08/23/24 12:38	08/26/24 15:12	7439-93-2	
Molybdenum	ND	mg/L	0.010	0.00062	1	08/23/24 12:38	08/26/24 15:12	7439-98-7	
Selenium	ND	mg/L	0.0050	0.00096	1	08/23/24 12:38	08/26/24 15:12	7782-49-2	
Thallium	ND	mg/L	0.0010	0.00038	1	08/23/24 12:38	08/26/24 15:12	7440-28-0	
7470 Mercury	Analytical Method: EPA 7470A Preparation Method: EPA 7470A Pace Analytical Services - Peachtree Corners, GA								
Mercury	ND	mg/L	0.00020	0.00013	1	08/29/24 16:10	08/30/24 09:17	7439-97-6	
2540C Total Dissolved Solids	Analytical Method: SM 2540C-2015 Pace Analytical Services - Peachtree Corners, GA								
Total Dissolved Solids	**854**	mg/L	25.0	25.0	1		08/21/24 16:29		
2320B Alkalinity	Analytical Method: SM 2320B-2011 Pace Analytical Services - Asheville								
Alkalinity,Bicarbonate (CaCO3)	**171**	mg/L	5.0	5.0	1		08/21/24 18:29		
Alkalinity,Carbonate (CaCO3)	ND	mg/L	5.0	5.0	1		08/21/24 18:29		
Alkalinity, Total as CaCO3	**171**	mg/L	5.0	5.0	1		08/21/24 18:29		
4500S2D Sulfide Water	Analytical Method: SM 4500-S2D-2011 Pace Analytical Services - Asheville								
Sulfide	ND	mg/L	0.10	0.022	1		08/17/24 04:32	18496-25-8	
300.0 IC Anions 28 Days	Analytical Method: EPA 300.0 Rev 2.1 1993 Pace Analytical Services - Asheville								
Chloride	**67.1**	mg/L	1.0	0.60	1		08/17/24 16:45	16887-00-6	

REPORT OF LABORATORY ANALYSIS

This report shall not be reproduced, except in full,
without the written consent of Pace Analytical Services, LLC.

Pace Analytical Services, LLC
9800 Kincey Ave. Suite 100
Huntersville, NC 28078
(704)875-9092

ANALYTICAL RESULTS

Project: Hammond AP-2 (CA)-20240815
Pace Project No.: 92748251

Sample: HAM-PT-02 **Lab ID: 92748251002** Collected: 08/15/24 13:35 Received: 08/16/24 12:50 Matrix: Water

Parameters	Results	Units	Report Limit	MDL	DF	Prepared	Analyzed	CAS No.	Qual
300.0 IC Anions 28 Days	Analytical Method: EPA 300.0 Rev 2.1 1993 Pace Analytical Services - Asheville								
Fluoride	**0.085J**	mg/L	0.10	0.050	1		08/17/24 16:45	16984-48-8	
Sulfate	**356**	mg/L	8.0	4.0	8		08/17/24 23:29	14808-79-8	

This report shall not be reproduced, except in full,
without the written consent of Pace Analytical Services, LLC.

Pace Analytical Services, LLC
9800 Kincey Ave. Suite 100
Huntersville, NC 28078
(704)875-9092

ANALYTICAL RESULTS

Project: Hammond AP-2 (CA)-20240815
Pace Project No.: 92748251

Sample: HAM-PT-03 **Lab ID: 92748251003** Collected: 08/15/24 10:45 Received: 08/16/24 12:50 Matrix: Water

Parameters	Results	Units	Report Limit	MDL	DF	Prepared	Analyzed	CAS No.	Qual
6010D ATL ICP	Analytical Method: EPA 6010D Preparation Method: EPA 3010A Pace Analytical Services - Peachtree Corners, GA								
Iron	ND	mg/L	0.040	0.025	1	08/22/24 13:55	08/23/24 02:39	7439-89-6	
Manganese	**5.5**	mg/L	0.040	0.011	1	08/22/24 13:55	08/23/24 02:39	7439-96-5	
Potassium	**6.0**	mg/L	0.50	0.15	1	08/22/24 13:55	08/23/24 02:39	7440-09-7	
Calcium	**281**	mg/L	1.0	0.12	1	08/22/24 13:55	08/23/24 02:39	7440-70-2	
Magnesium	**27.9**	mg/L	0.050	0.012	1	08/22/24 13:55	08/23/24 02:39	7439-95-4	
Sodium	**55.7**	mg/L	1.0	0.58	1	08/22/24 13:55	08/25/24 17:32	7440-23-5	
6020 MET ICPMS	Analytical Method: EPA 6020B Preparation Method: EPA 3005A Pace Analytical Services - Peachtree Corners, GA								
Antimony	ND	mg/L	0.0030	0.00054	1	08/23/24 12:38	08/26/24 15:16	7440-36-0	
Arsenic	**0.0048J**	mg/L	0.0050	0.00084	1	08/23/24 12:38	08/26/24 15:16	7440-38-2	
Barium	**0.020**	mg/L	0.0050	0.00047	1	08/23/24 12:38	08/26/24 15:16	7440-39-3	
Beryllium	**0.0018**	mg/L	0.00050	0.000094	1	08/23/24 12:38	08/26/24 15:16	7440-41-7	
Boron	**6.6**	mg/L	0.040	0.012	1	08/23/24 12:38	08/26/24 15:16	7440-42-8	
Cadmium	**0.00047J**	mg/L	0.00050	0.00010	1	08/23/24 12:38	08/26/24 15:16	7440-43-9	
Chromium	ND	mg/L	0.0050	0.0019	1	08/23/24 12:38	08/26/24 15:16	7440-47-3	
Cobalt	**0.081**	mg/L	0.0050	0.00032	1	08/23/24 12:38	08/26/24 15:16	7440-48-4	
Lead	**0.0018**	mg/L	0.0010	0.00016	1	08/23/24 12:38	08/26/24 15:16	7439-92-1	
Lithium	ND	mg/L	0.030	0.0016	1	08/23/24 12:38	08/26/24 15:16	7439-93-2	
Molybdenum	ND	mg/L	0.010	0.00062	1	08/23/24 12:38	08/26/24 15:16	7439-98-7	
Selenium	**0.0071**	mg/L	0.0050	0.00096	1	08/23/24 12:38	08/26/24 15:16	7782-49-2	
Thallium	ND	mg/L	0.0010	0.00038	1	08/23/24 12:38	08/26/24 15:16	7440-28-0	
7470 Mercury	Analytical Method: EPA 7470A Preparation Method: EPA 7470A Pace Analytical Services - Peachtree Corners, GA								
Mercury	ND	mg/L	0.00020	0.00013	1	08/29/24 16:10	08/30/24 09:19	7439-97-6	
2540C Total Dissolved Solids	Analytical Method: SM 2540C-2015 Pace Analytical Services - Peachtree Corners, GA								
Total Dissolved Solids	**1360**	mg/L	25.0	25.0	1		08/21/24 16:30		
2320B Alkalinity	Analytical Method: SM 2320B-2011 Pace Analytical Services - Asheville								
Alkalinity,Bicarbonate (CaCO3)	ND	mg/L	5.0	5.0	1		08/21/24 18:42		
Alkalinity,Carbonate (CaCO3)	ND	mg/L	5.0	5.0	1		08/21/24 18:42		
Alkalinity, Total as CaCO3	ND	mg/L	5.0	5.0	1		08/21/24 18:42		
4500S2D Sulfide Water	Analytical Method: SM 4500-S2D-2011 Pace Analytical Services - Asheville								
Sulfide	ND	mg/L	0.10	0.022	1		08/17/24 04:33	18496-25-8	
300.0 IC Anions 28 Days	Analytical Method: EPA 300.0 Rev 2.1 1993 Pace Analytical Services - Asheville								
Chloride	**79.9**	mg/L	17.0	10.2	17		08/17/24 23:43	16887-00-6	

REPORT OF LABORATORY ANALYSIS

This report shall not be reproduced, except in full,
without the written consent of Pace Analytical Services, LLC.

Pace Analytical Services, LLC
9800 Kincey Ave. Suite 100
Huntersville, NC 28078
(704)875-9092

ANALYTICAL RESULTS

Project: Hammond AP-2 (CA)-20240815
Pace Project No.: 92748251

Sample: HAM-PT-03 **Lab ID: 92748251003** Collected: 08/15/24 10:45 Received: 08/16/24 12:50 Matrix: Water

Parameters	Results	Units	Report Limit	MDL	DF	Prepared	Analyzed	CAS No.	Qual
300.0 IC Anions 28 Days	Analytical Method: EPA 300.0 Rev 2.1 1993 Pace Analytical Services - Asheville								
Fluoride	**0.56**	mg/L	0.10	0.050	1		08/17/24 17:00	16984-48-8	
Sulfate	**707**	mg/L	17.0	8.5	17		08/17/24 23:43	14808-79-8	

This report shall not be reproduced, except in full,
without the written consent of Pace Analytical Services, LLC.

Pace Analytical Services, LLC
9800 Kincey Ave. Suite 100
Huntersville, NC 28078
(704)875-9092

ANALYTICAL RESULTS

Project: Hammond AP-2 (CA)-20240815
Pace Project No.: 92748251

Sample: HAM-PT-04 **Lab ID: 92748251004** Collected: 08/15/24 11:00 Received: 08/16/24 12:50 Matrix: Water

Parameters	Results	Units	Report Limit	MDL	DF	Prepared	Analyzed	CAS No.	Qual
6010D ATL ICP	Analytical Method: EPA 6010D Preparation Method: EPA 3010A								
	Pace Analytical Services - Peachtree Corners, GA								
Sodium	**90.5**	mg/L	1.0	0.58	1	08/22/24 13:55	08/25/24 17:36	7440-23-5	
Iron	**6.3**	mg/L	0.040	0.025	1	08/22/24 13:55	08/23/24 02:43	7439-89-6	
Manganese	**11.5**	mg/L	0.040	0.011	1	08/22/24 13:55	08/23/24 02:43	7439-96-5	
Potassium	**6.8**	mg/L	0.50	0.15	1	08/22/24 13:55	08/23/24 02:43	7440-09-7	
Calcium	**249**	mg/L	1.0	0.12	1	08/22/24 13:55	08/23/24 02:43	7440-70-2	
Magnesium	**20.5**	mg/L	0.050	0.012	1	08/22/24 13:55	08/23/24 02:43	7439-95-4	
6020 MET ICPMS	Analytical Method: EPA 6020B Preparation Method: EPA 3005A								
	Pace Analytical Services - Peachtree Corners, GA								
Antimony	ND	mg/L	0.0030	0.00054	1	08/23/24 12:38	08/26/24 15:19	7440-36-0	
Arsenic	**0.0095**	mg/L	0.0050	0.00084	1	08/23/24 12:38	08/26/24 15:19	7440-38-2	
Barium	**0.026**	mg/L	0.0050	0.00047	1	08/23/24 12:38	08/26/24 15:19	7440-39-3	
Beryllium	ND	mg/L	0.00050	0.000094	1	08/23/24 12:38	08/26/24 15:19	7440-41-7	
Boron	**6.2**	mg/L	0.040	0.012	1	08/23/24 12:38	08/26/24 15:19	7440-42-8	
Cadmium	ND	mg/L	0.00050	0.00010	1	08/23/24 12:38	08/26/24 15:19	7440-43-9	
Chromium	ND	mg/L	0.0050	0.0019	1	08/23/24 12:38	08/26/24 15:19	7440-47-3	
Cobalt	**0.034**	mg/L	0.0050	0.00032	1	08/23/24 12:38	08/26/24 15:19	7440-48-4	
Lead	**0.00023J**	mg/L	0.0010	0.00016	1	08/23/24 12:38	08/26/24 15:19	7439-92-1	
Lithium	**0.0030J**	mg/L	0.030	0.0016	1	08/23/24 12:38	08/26/24 15:19	7439-93-2	
Molybdenum	**0.00071J**	mg/L	0.010	0.00062	1	08/23/24 12:38	08/26/24 15:19	7439-98-7	
Selenium	ND	mg/L	0.0050	0.00096	1	08/23/24 12:38	08/26/24 15:19	7782-49-2	
Thallium	**0.00063J**	mg/L	0.0010	0.00038	1	08/23/24 12:38	08/26/24 15:19	7440-28-0	
7470 Mercury	Analytical Method: EPA 7470A Preparation Method: EPA 7470A								
	Pace Analytical Services - Peachtree Corners, GA								
Mercury	ND	mg/L	0.00020	0.00013	1	08/29/24 16:10	08/30/24 09:22	7439-97-6	
2540C Total Dissolved Solids	Analytical Method: SM 2540C-2015								
	Pace Analytical Services - Peachtree Corners, GA								
Total Dissolved Solids	**1150**	mg/L	25.0	25.0	1		08/21/24 16:30		
2320B Alkalinity	Analytical Method: SM 2320B-2011								
	Pace Analytical Services - Asheville								
Alkalinity,Bicarbonate (CaCO3)	**327**	mg/L	5.0	5.0	1		08/22/24 09:21		
Alkalinity,Carbonate (CaCO3)	ND	mg/L	5.0	5.0	1		08/22/24 09:21		
Alkalinity, Total as CaCO3	**327**	mg/L	5.0	5.0	1		08/22/24 09:21		
4500S2D Sulfide Water	Analytical Method: SM 4500-S2D-2011								
	Pace Analytical Services - Asheville								
Sulfide	ND	mg/L	0.10	0.022	1		08/17/24 04:33	18496-25-8	
300.0 IC Anions 28 Days	Analytical Method: EPA 300.0 Rev 2.1 1993								
	Pace Analytical Services - Asheville								
Chloride	**96.7**	mg/L	9.0	5.4	9		08/18/24 00:26	16887-00-6	

This report shall not be reproduced, except in full,
without the written consent of Pace Analytical Services, LLC.

Pace Analytical Services, LLC
9800 Kincey Ave. Suite 100
Huntersville, NC 28078
(704)875-9092

ANALYTICAL RESULTS

Project: Hammond AP-2 (CA)-20240815
Pace Project No.: 92748251

Sample: HAM-PT-04 **Lab ID: 92748251004** Collected: 08/15/24 11:00 Received: 08/16/24 12:50 Matrix: Water

Parameters	Results	Units	Report Limit	MDL	DF	Prepared	Analyzed	CAS No.	Qual
300.0 IC Anions 28 Days	Analytical Method: EPA 300.0 Rev 2.1 1993 Pace Analytical Services - Asheville								
Fluoride	**0.054J**	mg/L	0.10	0.050	1		08/17/24 17:14	16984-48-8	
Sulfate	**407**	mg/L	9.0	4.5	9		08/18/24 00:26	14808-79-8	

This report shall not be reproduced, except in full,
without the written consent of Pace Analytical Services, LLC.

Pace Analytical Services, LLC
9800 Kincey Ave. Suite 100
Huntersville, NC 28078
(704)875-9092

ANALYTICAL RESULTS

Project: Hammond AP-2 (CA)-20240815
Pace Project No.: 92748251

Sample: HAM-PT-05 **Lab ID: 92748251005** Collected: 08/15/24 13:24 Received: 08/16/24 12:50 Matrix: Water

Parameters	Results	Units	Report Limit	MDL	DF	Prepared	Analyzed	CAS No.	Qual
6010D ATL ICP	Analytical Method: EPA 6010D Preparation Method: EPA 3010A Pace Analytical Services - Peachtree Corners, GA								
Sodium	**319**	mg/L	5.0	2.9	5	08/22/24 13:55	08/26/24 12:27	7440-23-5	
Iron	**0.77**	mg/L	0.040	0.025	1	08/22/24 13:55	08/23/24 02:53	7439-89-6	
Manganese	**4.2**	mg/L	0.040	0.011	1	08/22/24 13:55	08/23/24 02:53	7439-96-5	
Calcium	**147**	mg/L	1.0	0.12	1	08/22/24 13:55	08/23/24 02:53	7440-70-2	
Magnesium	**14.4**	mg/L	0.050	0.012	1	08/22/24 13:55	08/23/24 02:53	7439-95-4	
Potassium	**4.4**	mg/L	0.50	0.15	1	08/22/24 13:55	08/25/24 17:39	7440-09-7	
6020 MET ICPMS	Analytical Method: EPA 6020B Preparation Method: EPA 3005A Pace Analytical Services - Peachtree Corners, GA								
Antimony	ND	mg/L	0.0030	0.00054	1	08/23/24 12:38	08/26/24 15:23	7440-36-0	
Arsenic	**0.0023J**	mg/L	0.0050	0.00084	1	08/23/24 12:38	08/26/24 15:23	7440-38-2	
Barium	**0.026**	mg/L	0.0050	0.00047	1	08/23/24 12:38	08/26/24 15:23	7440-39-3	
Beryllium	ND	mg/L	0.00050	0.000094	1	08/23/24 12:38	08/26/24 15:23	7440-41-7	
Boron	**5.3**	mg/L	0.040	0.012	1	08/23/24 12:38	08/26/24 15:23	7440-42-8	
Cadmium	ND	mg/L	0.00050	0.00010	1	08/23/24 12:38	08/26/24 15:23	7440-43-9	
Chromium	ND	mg/L	0.0050	0.0019	1	08/23/24 12:38	08/26/24 15:23	7440-47-3	
Cobalt	**0.0085**	mg/L	0.0050	0.00032	1	08/23/24 12:38	08/26/24 15:23	7440-48-4	
Lead	ND	mg/L	0.0010	0.00016	1	08/23/24 12:38	08/26/24 15:23	7439-92-1	
Lithium	**0.0024J**	mg/L	0.030	0.0016	1	08/23/24 12:38	08/26/24 15:23	7439-93-2	
Molybdenum	**0.0010J**	mg/L	0.010	0.00062	1	08/23/24 12:38	08/26/24 15:23	7439-98-7	
Selenium	ND	mg/L	0.0050	0.00096	1	08/23/24 12:38	08/26/24 15:23	7782-49-2	
Thallium	ND	mg/L	0.0010	0.00038	1	08/23/24 12:38	08/26/24 15:23	7440-28-0	
7470 Mercury	Analytical Method: EPA 7470A Preparation Method: EPA 7470A Pace Analytical Services - Peachtree Corners, GA								
Mercury	ND	mg/L	0.00020	0.00013	1	08/29/24 16:10	08/30/24 09:30	7439-97-6	
2540C Total Dissolved Solids	Analytical Method: SM 2540C-2015 Pace Analytical Services - Peachtree Corners, GA								
Total Dissolved Solids	**1400**	mg/L	25.0	25.0	1		08/21/24 16:30		
2320B Alkalinity	Analytical Method: SM 2320B-2011 Pace Analytical Services - Asheville								
Alkalinity,Bicarbonate (CaCO3)	**623**	mg/L	5.0	5.0	1		08/22/24 09:32		
Alkalinity,Carbonate (CaCO3)	ND	mg/L	5.0	5.0	1		08/22/24 09:32		
Alkalinity, Total as CaCO3	**623**	mg/L	5.0	5.0	1		08/22/24 09:32		
4500S2D Sulfide Water	Analytical Method: SM 4500-S2D-2011 Pace Analytical Services - Asheville								
Sulfide	ND	mg/L	0.10	0.022	1		08/17/24 04:34	18496-25-8	
300.0 IC Anions 28 Days	Analytical Method: EPA 300.0 Rev 2.1 1993 Pace Analytical Services - Asheville								
Chloride	**95.8**	mg/L	9.0	5.4	9		08/18/24 00:40	16887-00-6	

This report shall not be reproduced, except in full,
without the written consent of Pace Analytical Services, LLC.

Pace Analytical Services, LLC
9800 Kincey Ave. Suite 100
Huntersville, NC 28078
(704)875-9092

ANALYTICAL RESULTS

Project: Hammond AP-2 (CA)-20240815
Pace Project No.: 92748251

Sample: HAM-PT-05 **Lab ID: 92748251005** Collected: 08/15/24 13:24 Received: 08/16/24 12:50 Matrix: Water

Parameters	Results	Units	Report Limit	MDL	DF	Prepared	Analyzed	CAS No.	Qual
300.0 IC Anions 28 Days	Analytical Method: EPA 300.0 Rev 2.1 1993 Pace Analytical Services - Asheville								
Fluoride	**0.061J**	mg/L	0.10	0.050	1		08/17/24 17:29	16984-48-8	
Sulfate	**387**	mg/L	9.0	4.5	9		08/18/24 00:40	14808-79-8	

This report shall not be reproduced, except in full,
without the written consent of Pace Analytical Services, LLC.

Pace Analytical Services, LLC
9800 Kincey Ave. Suite 100
Huntersville, NC 28078
(704)875-9092

ANALYTICAL RESULTS

Project: Hammond AP-2 (CA)-20240815
Pace Project No.: 92748251

Sample: HAM-PT-06 **Lab ID: 92748251006** Collected: 08/15/24 12:10 Received: 08/16/24 12:50 Matrix: Water

Parameters	Results	Units	Report Limit	MDL	DF	Prepared	Analyzed	CAS No.	Qual
6010D ATL ICP	Analytical Method: EPA 6010D Preparation Method: EPA 3010A Pace Analytical Services - Peachtree Corners, GA								
Potassium	**5.9**	mg/L	0.50	0.15	1	08/22/24 13:55	08/25/24 17:42	7440-09-7	
Iron	**2.1**	mg/L	0.040	0.025	1	08/22/24 13:55	08/23/24 02:56	7439-89-6	
Manganese	**9.5**	mg/L	0.040	0.011	1	08/22/24 13:55	08/23/24 02:56	7439-96-5	
Calcium	**223**	mg/L	1.0	0.12	1	08/22/24 13:55	08/23/24 02:56	7440-70-2	
Magnesium	**20.4**	mg/L	0.050	0.012	1	08/22/24 13:55	08/23/24 02:56	7439-95-4	
Sodium	**149**	mg/L	5.0	2.9	5	08/22/24 13:55	08/26/24 12:30	7440-23-5	
6020 MET ICPMS	Analytical Method: EPA 6020B Preparation Method: EPA 3005A Pace Analytical Services - Peachtree Corners, GA								
Antimony	ND	mg/L	0.0030	0.00054	1	08/23/24 12:38	08/26/24 15:27	7440-36-0	
Arsenic	**0.0043J**	mg/L	0.0050	0.00084	1	08/23/24 12:38	08/26/24 15:27	7440-38-2	
Barium	**0.025**	mg/L	0.0050	0.00047	1	08/23/24 12:38	08/26/24 15:27	7440-39-3	
Beryllium	ND	mg/L	0.00050	0.000094	1	08/23/24 12:38	08/26/24 15:27	7440-41-7	
Boron	**6.0**	mg/L	0.040	0.012	1	08/23/24 12:38	08/26/24 15:27	7440-42-8	
Cadmium	**0.00033J**	mg/L	0.00050	0.00010	1	08/23/24 12:38	08/26/24 15:27	7440-43-9	
Chromium	ND	mg/L	0.0050	0.0019	1	08/23/24 12:38	08/26/24 15:27	7440-47-3	
Cobalt	**0.023**	mg/L	0.0050	0.00032	1	08/23/24 12:38	08/26/24 15:27	7440-48-4	
Lead	ND	mg/L	0.0010	0.00016	1	08/23/24 12:38	08/26/24 15:27	7439-92-1	
Lithium	**0.0033J**	mg/L	0.030	0.0016	1	08/23/24 12:38	08/26/24 15:27	7439-93-2	
Molybdenum	ND	mg/L	0.010	0.00062	1	08/23/24 12:38	08/26/24 15:27	7439-98-7	
Selenium	ND	mg/L	0.0050	0.00096	1	08/23/24 12:38	08/26/24 15:27	7782-49-2	
Thallium	**0.00051J**	mg/L	0.0010	0.00038	1	08/23/24 12:38	08/26/24 15:27	7440-28-0	
7470 Mercury	Analytical Method: EPA 7470A Preparation Method: EPA 7470A Pace Analytical Services - Peachtree Corners, GA								
Mercury	ND	mg/L	0.00020	0.00013	1	08/29/24 16:10	08/30/24 09:32	7439-97-6	
2540C Total Dissolved Solids	Analytical Method: SM 2540C-2015 Pace Analytical Services - Peachtree Corners, GA								
Total Dissolved Solids	**1290**	mg/L	25.0	25.0	1		08/22/24 16:14		
2320B Alkalinity	Analytical Method: SM 2320B-2011 Pace Analytical Services - Asheville								
Alkalinity,Bicarbonate (CaCO3)	**407**	mg/L	5.0	5.0	1		08/22/24 09:41		
Alkalinity,Carbonate (CaCO3)	ND	mg/L	5.0	5.0	1		08/22/24 09:41		
Alkalinity, Total as CaCO3	**407**	mg/L	5.0	5.0	1		08/22/24 09:41		
4500S2D Sulfide Water	Analytical Method: SM 4500-S2D-2011 Pace Analytical Services - Asheville								
Sulfide	ND	mg/L	0.10	0.022	1		08/17/24 04:35	18496-25-8	
300.0 IC Anions 28 Days	Analytical Method: EPA 300.0 Rev 2.1 1993 Pace Analytical Services - Asheville								
Chloride	**97.5**	mg/L	10.0	6.0	10		08/18/24 00:54	16887-00-6	

REPORT OF LABORATORY ANALYSIS

This report shall not be reproduced, except in full,
without the written consent of Pace Analytical Services, LLC.

Pace Analytical Services, LLC
9800 Kincey Ave. Suite 100
Huntersville, NC 28078
(704)875-9092

ANALYTICAL RESULTS

Project: Hammond AP-2 (CA)-20240815
Pace Project No.: 92748251

Sample: HAM-PT-06 **Lab ID: 92748251006** Collected: 08/15/24 12:10 Received: 08/16/24 12:50 Matrix: Water

Parameters	Results	Units	Report Limit	MDL	DF	Prepared	Analyzed	CAS No.	Qual
300.0 IC Anions 28 Days	Analytical Method: EPA 300.0 Rev 2.1 1993 Pace Analytical Services - Asheville								
Fluoride	ND	mg/L	0.10	0.050	1		08/17/24 17:43	16984-48-8	
Sulfate	**408**	mg/L	10.0	5.0	10		08/18/24 00:54	14808-79-8	

This report shall not be reproduced, except in full,
without the written consent of Pace Analytical Services, LLC.

Pace Analytical Services, LLC
9800 Kincey Ave. Suite 100
Huntersville, NC 28078
(704)875-9092

ANALYTICAL RESULTS

Project: Hammond AP-2 (CA)-20240815
Pace Project No.: 92748251

Sample: HAM-AP2-EB-01 **Lab ID: 92748251007** Collected: 08/15/24 14:15 Received: 08/16/24 12:50 Matrix: Water

Parameters	Results	Units	Report Limit	MDL	DF	Prepared	Analyzed	CAS No.	Qual
6010D ATL ICP	Analytical Method: EPA 6010D Preparation Method: EPA 3010A								
	Pace Analytical Services - Peachtree Corners, GA								
Iron	ND	mg/L	0.040	0.025	1	08/22/24 13:55	08/23/24 02:59	7439-89-6	
Manganese	ND	mg/L	0.040	0.011	1	08/22/24 13:55	08/23/24 02:59	7439-96-5	
Calcium	ND	mg/L	1.0	0.12	1	08/22/24 13:55	08/23/24 02:59	7440-70-2	
Magnesium	ND	mg/L	0.050	0.012	1	08/22/24 13:55	08/23/24 02:59	7439-95-4	
Potassium	ND	mg/L	0.50	0.15	1	08/22/24 13:55	08/25/24 17:45	7440-09-7	
Sodium	ND	mg/L	1.0	0.58	1	08/22/24 13:55	08/25/24 17:45	7440-23-5	
6020 MET ICPMS	Analytical Method: EPA 6020B Preparation Method: EPA 3005A								
	Pace Analytical Services - Peachtree Corners, GA								
Antimony	ND	mg/L	0.0030	0.00054	1	08/23/24 12:38	08/26/24 15:31	7440-36-0	
Arsenic	ND	mg/L	0.0050	0.00084	1	08/23/24 12:38	08/26/24 15:31	7440-38-2	
Barium	ND	mg/L	0.0050	0.00047	1	08/23/24 12:38	08/26/24 15:31	7440-39-3	
Beryllium	ND	mg/L	0.00050	0.000094	1	08/23/24 12:38	08/26/24 15:31	7440-41-7	
Boron	**0.028J**	mg/L	0.040	0.012	1	08/23/24 12:38	08/26/24 15:31	7440-42-8	
Cadmium	ND	mg/L	0.00050	0.00010	1	08/23/24 12:38	08/26/24 15:31	7440-43-9	
Chromium	ND	mg/L	0.0050	0.0019	1	08/23/24 12:38	08/26/24 15:31	7440-47-3	
Cobalt	ND	mg/L	0.0050	0.00032	1	08/23/24 12:38	08/26/24 15:31	7440-48-4	
Lead	ND	mg/L	0.0010	0.00016	1	08/23/24 12:38	08/26/24 15:31	7439-92-1	
Lithium	ND	mg/L	0.030	0.0016	1	08/23/24 12:38	08/26/24 15:31	7439-93-2	
Molybdenum	ND	mg/L	0.010	0.00062	1	08/23/24 12:38	08/26/24 15:31	7439-98-7	
Selenium	ND	mg/L	0.0050	0.00096	1	08/23/24 12:38	08/26/24 15:31	7782-49-2	
Thallium	ND	mg/L	0.0010	0.00038	1	08/23/24 12:38	08/26/24 15:31	7440-28-0	
7470 Mercury	Analytical Method: EPA 7470A Preparation Method: EPA 7470A								
	Pace Analytical Services - Peachtree Corners, GA								
Mercury	ND	mg/L	0.00020	0.00013	1	08/29/24 16:10	08/30/24 09:35	7439-97-6	
2540C Total Dissolved Solids	Analytical Method: SM 2540C-2015								
	Pace Analytical Services - Peachtree Corners, GA								
Total Dissolved Solids	**36.0**	mg/L	25.0	25.0	1		08/22/24 16:14		
2320B Alkalinity	Analytical Method: SM 2320B-2011								
	Pace Analytical Services - Asheville								
Alkalinity,Bicarbonate (CaCO3)	ND	mg/L	5.0	5.0	1		08/21/24 19:10		
Alkalinity,Carbonate (CaCO3)	ND	mg/L	5.0	5.0	1		08/21/24 19:10		
Alkalinity, Total as CaCO3	ND	mg/L	5.0	5.0	1		08/21/24 19:10		
4500S2D Sulfide Water	Analytical Method: SM 4500-S2D-2011								
	Pace Analytical Services - Asheville								
Sulfide	ND	mg/L	0.10	0.022	1		08/17/24 04:37	18496-25-8	
300.0 IC Anions 28 Days	Analytical Method: EPA 300.0 Rev 2.1 1993								
	Pace Analytical Services - Asheville								
Chloride	ND	mg/L	1.0	0.60	1		08/17/24 13:52	16887-00-6	

This report shall not be reproduced, except in full,
without the written consent of Pace Analytical Services, LLC.

Pace Analytical Services, LLC
9800 Kincey Ave. Suite 100
Huntersville, NC 28078
(704)875-9092

ANALYTICAL RESULTS

Project: Hammond AP-2 (CA)-20240815
Pace Project No.: 92748251

Sample: HAM-AP2-EB-01 **Lab ID: 92748251007** Collected: 08/15/24 14:15 Received: 08/16/24 12:50 Matrix: Water

Parameters	Results	Units	Report Limit	MDL	DF	Prepared	Analyzed	CAS No.	Qual
300.0 IC Anions 28 Days	Analytical Method: EPA 300.0 Rev 2.1 1993 Pace Analytical Services - Asheville								
Fluoride	ND	mg/L	0.10	0.050	1		08/17/24 13:52	16984-48-8	
Sulfate	ND	mg/L	1.0	0.50	1		08/17/24 13:52	14808-79-8	

This report shall not be reproduced, except in full,
without the written consent of Pace Analytical Services, LLC.

Pace Analytical Services, LLC
9800 Kincey Ave. Suite 100
Huntersville, NC 28078
(704)875-9092

ANALYTICAL RESULTS

Project: Hammond AP-2 (CA)-20240815
Pace Project No.: 92748251

Sample: HAM-AP2-FB-01 **Lab ID: 92748251008** Collected: 08/15/24 14:20 Received: 08/16/24 12:50 Matrix: Water

Parameters	Results	Units	Report Limit	MDL	DF	Prepared	Analyzed	CAS No.	Qual
6010D ATL ICP	Analytical Method: EPA 6010D Preparation Method: EPA 3010A								
	Pace Analytical Services - Peachtree Corners, GA								
Iron	ND	mg/L	0.040	0.025	1	08/22/24 13:55	08/23/24 03:03	7439-89-6	
Manganese	ND	mg/L	0.040	0.011	1	08/22/24 13:55	08/23/24 03:03	7439-96-5	
Calcium	ND	mg/L	1.0	0.12	1	08/22/24 13:55	08/23/24 03:03	7440-70-2	
Magnesium	ND	mg/L	0.050	0.012	1	08/22/24 13:55	08/23/24 03:03	7439-95-4	
Potassium	ND	mg/L	0.50	0.15	1	08/22/24 13:55	08/25/24 17:56	7440-09-7	
Sodium	ND	mg/L	1.0	0.58	1	08/22/24 13:55	08/25/24 17:56	7440-23-5	
6020 MET ICPMS	Analytical Method: EPA 6020B Preparation Method: EPA 3005A								
	Pace Analytical Services - Peachtree Corners, GA								
Antimony	ND	mg/L	0.0030	0.00054	1	08/23/24 12:38	08/26/24 15:34	7440-36-0	
Arsenic	ND	mg/L	0.0050	0.00084	1	08/23/24 12:38	08/26/24 15:34	7440-38-2	
Barium	ND	mg/L	0.0050	0.00047	1	08/23/24 12:38	08/26/24 15:34	7440-39-3	
Beryllium	ND	mg/L	0.00050	0.000094	1	08/23/24 12:38	08/26/24 15:34	7440-41-7	
Boron	**0.013J**	mg/L	0.040	0.012	1	08/23/24 12:38	08/26/24 15:34	7440-42-8	
Cadmium	ND	mg/L	0.00050	0.00010	1	08/23/24 12:38	08/26/24 15:34	7440-43-9	
Chromium	ND	mg/L	0.0050	0.0019	1	08/23/24 12:38	08/26/24 15:34	7440-47-3	
Cobalt	ND	mg/L	0.0050	0.00032	1	08/23/24 12:38	08/26/24 15:34	7440-48-4	
Lead	ND	mg/L	0.0010	0.00016	1	08/23/24 12:38	08/26/24 15:34	7439-92-1	
Lithium	ND	mg/L	0.030	0.0016	1	08/23/24 12:38	08/26/24 15:34	7439-93-2	
Molybdenum	ND	mg/L	0.010	0.00062	1	08/23/24 12:38	08/26/24 15:34	7439-98-7	
Selenium	ND	mg/L	0.0050	0.00096	1	08/23/24 12:38	08/26/24 15:34	7782-49-2	
Thallium	ND	mg/L	0.0010	0.00038	1	08/23/24 12:38	08/26/24 15:34	7440-28-0	
7470 Mercury	Analytical Method: EPA 7470A Preparation Method: EPA 7470A								
	Pace Analytical Services - Peachtree Corners, GA								
Mercury	ND	mg/L	0.00020	0.00013	1	08/29/24 16:10	08/30/24 09:38	7439-97-6	
2540C Total Dissolved Solids	Analytical Method: SM 2540C-2015								
	Pace Analytical Services - Peachtree Corners, GA								
Total Dissolved Solids	**52.0**	mg/L	25.0	25.0	1		08/22/24 16:15		
2320B Alkalinity	Analytical Method: SM 2320B-2011								
	Pace Analytical Services - Asheville								
Alkalinity,Bicarbonate (CaCO3)	ND	mg/L	5.0	5.0	1		08/21/24 19:13		
Alkalinity,Carbonate (CaCO3)	ND	mg/L	5.0	5.0	1		08/21/24 19:13		
Alkalinity, Total as CaCO3	ND	mg/L	5.0	5.0	1		08/21/24 19:13		
4500S2D Sulfide Water	Analytical Method: SM 4500-S2D-2011								
	Pace Analytical Services - Asheville								
Sulfide	ND	mg/L	0.10	0.022	1		08/17/24 04:37	18496-25-8	
300.0 IC Anions 28 Days	Analytical Method: EPA 300.0 Rev 2.1 1993								
	Pace Analytical Services - Asheville								
Chloride	ND	mg/L	1.0	0.60	1		08/17/24 14:06	16887-00-6	

This report shall not be reproduced, except in full,
without the written consent of Pace Analytical Services, LLC.

Pace Analytical Services, LLC
9800 Kincey Ave. Suite 100
Huntersville, NC 28078
(704)875-9092

ANALYTICAL RESULTS

Project: Hammond AP-2 (CA)-20240815
Pace Project No.: 92748251

Sample: HAM-AP2-FB-01 **Lab ID: 92748251008** Collected: 08/15/24 14:20 Received: 08/16/24 12:50 Matrix: Water

Parameters	Results	Units	Report Limit	MDL	DF	Prepared	Analyzed	CAS No.	Qual
300.0 IC Anions 28 Days	Analytical Method: EPA 300.0 Rev 2.1 1993 Pace Analytical Services - Asheville								
Fluoride	ND	mg/L	0.10	0.050	1		08/17/24 14:06	16984-48-8	
Sulfate	ND	mg/L	1.0	0.50	1		08/17/24 14:06	14808-79-8	

This report shall not be reproduced, except in full,
without the written consent of Pace Analytical Services, LLC.

Pace Analytical Services, LLC
9800 Kincey Ave. Suite 100
Huntersville, NC 28078
(704)875-9092

ANALYTICAL RESULTS

Project: Hammond AP-2 (CA)-20240815
Pace Project No.: 92748251

Sample: HAM-AP2-FD-01 **Lab ID: 92748251009** Collected: 08/15/24 00:00 Received: 08/16/24 12:50 Matrix: Water

Parameters	Results	Units	Report Limit	MDL	DF	Prepared	Analyzed	CAS No.	Qual
6010D ATL ICP	Analytical Method: EPA 6010D Preparation Method: EPA 3010A Pace Analytical Services - Peachtree Corners, GA								
Sodium	**150**	mg/L	5.0	2.9	5	08/22/24 13:55	08/26/24 12:33	7440-23-5	
Potassium	**5.9**	mg/L	0.50	0.15	1	08/22/24 13:55	08/25/24 17:59	7440-09-7	
Iron	**2.0**	mg/L	0.040	0.025	1	08/22/24 13:55	08/23/24 03:07	7439-89-6	
Manganese	**9.6**	mg/L	0.040	0.011	1	08/22/24 13:55	08/23/24 03:07	7439-96-5	
Calcium	**224**	mg/L	1.0	0.12	1	08/22/24 13:55	08/23/24 03:07	7440-70-2	
Magnesium	**20.4**	mg/L	0.050	0.012	1	08/22/24 13:55	08/23/24 03:07	7439-95-4	
6020 MET ICPMS	Analytical Method: EPA 6020B Preparation Method: EPA 3005A Pace Analytical Services - Peachtree Corners, GA								
Antimony	ND	mg/L	0.0030	0.00054	1	08/23/24 12:38	08/26/24 15:51	7440-36-0	
Arsenic	**0.0043J**	mg/L	0.0050	0.00084	1	08/23/24 12:38	08/26/24 15:51	7440-38-2	
Barium	**0.025**	mg/L	0.0050	0.00047	1	08/23/24 12:38	08/26/24 15:51	7440-39-3	
Beryllium	ND	mg/L	0.00050	0.000094	1	08/23/24 12:38	08/26/24 15:51	7440-41-7	
Boron	**6.2**	mg/L	0.040	0.012	1	08/23/24 12:38	08/26/24 15:51	7440-42-8	
Cadmium	**0.00035J**	mg/L	0.00050	0.00010	1	08/23/24 12:38	08/26/24 15:51	7440-43-9	
Chromium	ND	mg/L	0.0050	0.0019	1	08/23/24 12:38	08/26/24 15:51	7440-47-3	
Cobalt	**0.024**	mg/L	0.0050	0.00032	1	08/23/24 12:38	08/26/24 15:51	7440-48-4	
Lead	ND	mg/L	0.0010	0.00016	1	08/23/24 12:38	08/26/24 15:51	7439-92-1	
Lithium	**0.0035J**	mg/L	0.030	0.0016	1	08/23/24 12:38	08/26/24 15:51	7439-93-2	
Molybdenum	ND	mg/L	0.010	0.00062	1	08/23/24 12:38	08/26/24 15:51	7439-98-7	
Selenium	ND	mg/L	0.0050	0.00096	1	08/23/24 12:38	08/26/24 15:51	7782-49-2	
Thallium	**0.00053J**	mg/L	0.0010	0.00038	1	08/23/24 12:38	08/26/24 15:51	7440-28-0	
7470 Mercury	Analytical Method: EPA 7470A Preparation Method: EPA 7470A Pace Analytical Services - Peachtree Corners, GA								
Mercury	ND	mg/L	0.00020	0.00013	1	08/29/24 16:10	08/30/24 09:40	7439-97-6	
2540C Total Dissolved Solids	Analytical Method: SM 2540C-2015 Pace Analytical Services - Peachtree Corners, GA								
Total Dissolved Solids	**1260**	mg/L	25.0	25.0	1		08/22/24 16:15		
2320B Alkalinity	Analytical Method: SM 2320B-2011 Pace Analytical Services - Asheville								
Alkalinity,Bicarbonate (CaCO3)	**405**	mg/L	5.0	5.0	1		08/22/24 09:50		
Alkalinity,Carbonate (CaCO3)	ND	mg/L	5.0	5.0	1		08/22/24 09:50		
Alkalinity, Total as CaCO3	**405**	mg/L	5.0	5.0	1		08/22/24 09:50		
4500S2D Sulfide Water	Analytical Method: SM 4500-S2D-2011 Pace Analytical Services - Asheville								
Sulfide	ND	mg/L	0.10	0.022	1		08/17/24 04:38	18496-25-8	
300.0 IC Anions 28 Days	Analytical Method: EPA 300.0 Rev 2.1 1993 Pace Analytical Services - Asheville								
Chloride	**98.8**	mg/L	10.0	6.0	10		08/18/24 01:08	16887-00-6	

This report shall not be reproduced, except in full,
without the written consent of Pace Analytical Services, LLC.

Pace Analytical Services, LLC
9800 Kincey Ave. Suite 100
Huntersville, NC 28078
(704)875-9092

ANALYTICAL RESULTS

Project: Hammond AP-2 (CA)-20240815
Pace Project No.: 92748251

Sample: HAM-AP2-FD-01 **Lab ID: 92748251009** Collected: 08/15/24 00:00 Received: 08/16/24 12:50 Matrix: Water

Parameters	Results	Units	Report Limit	MDL	DF	Prepared	Analyzed	CAS No.	Qual
300.0 IC Anions 28 Days	Analytical Method: EPA 300.0 Rev 2.1 1993 Pace Analytical Services - Asheville								
Fluoride	ND	mg/L	0.10	0.050	1		08/17/24 17:57	16984-48-8	
Sulfate	**413**	mg/L	10.0	5.0	10		08/18/24 01:08	14808-79-8	

This report shall not be reproduced, except in full,
without the written consent of Pace Analytical Services, LLC.

Pace Analytical Services, LLC
9800 Kincey Ave. Suite 100
Huntersville, NC 28078
(704)875-9092

QUALITY CONTROL DATA

Project: Hammond AP-2 (CA)-20240815
Pace Project No.: 92748251

QC Batch: 877559
QC Batch Method: EPA 3010A
Analysis Method: EPA 6010D
Analysis Description: 6010D ATL
Laboratory: Pace Analytical Services - Peachtree Corners, GA
Associated Lab Samples: 92748251001, 92748251002, 92748251003, 92748251004, 92748251005, 92748251006, 92748251007, 92748251008, 92748251009

METHOD BLANK: 4520288
Matrix: Water
Associated Lab Samples: 92748251001, 92748251002, 92748251003, 92748251004, 92748251005, 92748251006, 92748251007, 92748251008, 92748251009

Parameter	Units	Blank Result	Reporting Limit	MDL	Analyzed	Qualifiers
Calcium	mg/L	ND	1.0	0.12	08/23/24 01:31	
Iron	mg/L	ND	0.040	0.025	08/23/24 01:31	
Magnesium	mg/L	ND	0.050	0.012	08/23/24 01:31	
Manganese	mg/L	ND	0.040	0.011	08/23/24 01:31	
Potassium	mg/L	ND	0.50	0.15	08/25/24 16:35	
Sodium	mg/L	ND	1.0	0.58	08/25/24 16:35	

LABORATORY CONTROL SAMPLE: 4520289

Parameter	Units	Spike Conc.	LCS Result	LCS % Rec	% Rec Limits	Qualifiers
Calcium	mg/L	1	1.2	116	80-120	
Iron	mg/L	1	1.1	115	80-120	
Magnesium	mg/L	1	1.2	118	80-120	
Manganese	mg/L	1	1.1	112	80-120	
Potassium	mg/L	1	1.1	111	80-120	
Sodium	mg/L	1	1.1	113	80-120	

MATRIX SPIKE & MATRIX SPIKE DUPLICATE: 4520290 4520291

Parameter	Units	92746783026 Result	MS Spike Conc.	MSD Spike Conc.	MS Result	MSD Result	MS % Rec	MSD % Rec	% Rec Limits	RPD	Max RPD	Qual
Calcium	mg/L	9.2	1	1	10.3	10.4	103	119	75-125	1	20	
Iron	mg/L	0.45	1	1	1.1	1.1	68	68	75-125	0	20	M1
Magnesium	mg/L	4.8	1	1	6.0	6.2	116	131	75-125	3	20	M1
Manganese	mg/L	0.016J	1	1	1.1	1.2	106	114	75-125	7	20	
Potassium	mg/L	0.67	1	1	1.8	1.8	111	111	75-125	0	20	
Sodium	mg/L	3.3	1	1	4.5	4.6	118	126	75-125	2	20	M1

Results presented on this page are in the units indicated by the "Units" column except where an alternate unit is presented to the right of the result.

This report shall not be reproduced, except in full,
without the written consent of Pace Analytical Services, LLC.

Pace Analytical Services, LLC
9800 Kincey Ave. Suite 100
Huntersville, NC 28078
(704)875-9092

QUALITY CONTROL DATA

Project: Hammond AP-2 (CA)-20240815
Pace Project No.: 92748251

QC Batch: 877838
QC Batch Method: EPA 3005A
Analysis Method: EPA 6020B
Analysis Description: 6020 MET
Laboratory: Pace Analytical Services - Peachtree Corners, GA
Associated Lab Samples: 92748251001, 92748251002, 92748251003, 92748251004, 92748251005, 92748251006, 92748251007, 92748251008, 92748251009

METHOD BLANK: 4521711
Matrix: Water
Associated Lab Samples: 92748251001, 92748251002, 92748251003, 92748251004, 92748251005, 92748251006, 92748251007, 92748251008, 92748251009

Parameter	Units	Blank Result	Reporting Limit	MDL	Analyzed	Qualifiers
Antimony	mg/L	ND	0.0030	0.00054	08/26/24 14:08	
Arsenic	mg/L	ND	0.0050	0.00084	08/26/24 14:08	
Barium	mg/L	ND	0.0050	0.00047	08/26/24 14:08	
Beryllium	mg/L	ND	0.00050	0.000094	08/26/24 14:08	
Boron	mg/L	ND	0.040	0.012	08/26/24 14:08	
Cadmium	mg/L	ND	0.00050	0.00010	08/26/24 14:08	
Chromium	mg/L	ND	0.0050	0.0019	08/26/24 14:08	
Cobalt	mg/L	ND	0.0050	0.00032	08/26/24 14:08	
Lead	mg/L	ND	0.0010	0.00016	08/26/24 14:08	
Lithium	mg/L	ND	0.030	0.0016	08/26/24 14:08	
Molybdenum	mg/L	ND	0.010	0.00062	08/26/24 14:08	
Selenium	mg/L	ND	0.0050	0.00096	08/26/24 14:08	
Thallium	mg/L	ND	0.0010	0.00038	08/26/24 14:08	

LABORATORY CONTROL SAMPLE: 4521712

Parameter	Units	Spike Conc.	LCS Result	LCS % Rec	% Rec Limits	Qualifiers
Antimony	mg/L	0.1	0.10	101	80-120	
Arsenic	mg/L	0.1	0.097	97	80-120	
Barium	mg/L	0.1	0.097	97	80-120	
Beryllium	mg/L	0.1	0.10	101	80-120	
Boron	mg/L	1	0.97	97	80-120	
Cadmium	mg/L	0.1	0.098	98	80-120	
Chromium	mg/L	0.1	0.098	98	80-120	
Cobalt	mg/L	0.1	0.097	97	80-120	
Lead	mg/L	0.1	0.10	101	80-120	
Lithium	mg/L	0.1	0.10	101	80-120	
Molybdenum	mg/L	0.1	0.10	104	80-120	
Selenium	mg/L	0.1	0.097	97	80-120	
Thallium	mg/L	0.1	0.098	98	80-120	

MATRIX SPIKE & MATRIX SPIKE DUPLICATE: 4521713 4521714

Parameter	Units	92748202001 Result	MS Spike Conc.	MSD Spike Conc.	MS Result	MSD Result	MS % Rec	MSD % Rec	% Rec Limits	RPD	Max RPD	Qual
Antimony	mg/L	ND	0.1	0.1	0.099	0.098	99	98	75-125	1	20	

Results presented on this page are in the units indicated by the "Units" column except where an alternate unit is presented to the right of the result.

REPORT OF LABORATORY ANALYSIS

This report shall not be reproduced, except in full,
without the written consent of Pace Analytical Services, LLC.

Pace Analytical Services, LLC
9800 Kincey Ave. Suite 100
Huntersville, NC 28078
(704)875-9092

QUALITY CONTROL DATA

Project: Hammond AP-2 (CA)-20240815
Pace Project No.: 92748251

MATRIX SPIKE & MATRIX SPIKE DUPLICATE: 4521713 4521714

Parameter	Units	92748202001 Result	MS Spike Conc.	MSD Spike Conc.	MS Result	MSD Result	MS % Rec	MSD % Rec	% Rec Limits	RPD	Max RPD	Qual
Arsenic	mg/L	ND	0.1	0.1	0.099	0.098	99	98	75-125	1	20	
Barium	mg/L	0.051	0.1	0.1	0.15	0.15	102	98	75-125	2	20	
Beryllium	mg/L	ND	0.1	0.1	0.097	0.095	97	95	75-125	2	20	
Boron	mg/L	0.014J	1	1	0.96	0.94	95	93	75-125	2	20	
Cadmium	mg/L	ND	0.1	0.1	0.097	0.097	97	97	75-125	0	20	
Chromium	mg/L	ND	0.1	0.1	0.099	0.097	99	97	75-125	2	20	
Cobalt	mg/L	ND	0.1	0.1	0.097	0.095	97	95	75-125	2	20	
Lead	mg/L	ND	0.1	0.1	0.095	0.094	95	94	75-125	1	20	
Lithium	mg/L	ND	0.1	0.1	0.098	0.097	97	96	75-125	1	20	
Molybdenum	mg/L	ND	0.1	0.1	0.10	0.099	101	98	75-125	2	20	
Selenium	mg/L	0.0017J	0.1	0.1	0.10	0.099	98	97	75-125	1	20	
Thallium	mg/L	ND	0.1	0.1	0.092	0.093	92	93	75-125	1	20	

Results presented on this page are in the units indicated by the "Units" column except where an alternate unit is presented to the right of the result.

This report shall not be reproduced, except in full,
without the written consent of Pace Analytical Services, LLC.

Pace Analytical Services, LLC
9800 Kincey Ave. Suite 100
Huntersville, NC 28078
(704)875-9092

QUALITY CONTROL DATA

Project: Hammond AP-2 (CA)-20240815
Pace Project No.: 92748251

QC Batch: 879193
QC Batch Method: EPA 7470A
Analysis Method: EPA 7470A
Analysis Description: 7470 Mercury
Laboratory: Pace Analytical Services - Peachtree Corners, GA
Associated Lab Samples: 92748251001, 92748251002, 92748251003, 92748251004, 92748251005, 92748251006, 92748251007, 92748251008, 92748251009

METHOD BLANK: 4528083
Matrix: Water
Associated Lab Samples: 92748251001, 92748251002, 92748251003, 92748251004, 92748251005, 92748251006, 92748251007, 92748251008, 92748251009

Parameter	Units	Blank Result	Reporting Limit	MDL	Analyzed	Qualifiers
Mercury	mg/L	ND	0.00020	0.00013	08/30/24 09:01	

LABORATORY CONTROL SAMPLE: 4528084

Parameter	Units	Spike Conc.	LCS Result	LCS % Rec	% Rec Limits	Qualifiers
Mercury	mg/L	0.0025	0.0023	92	80-120	

MATRIX SPIKE & MATRIX SPIKE DUPLICATE: 4528085 4528086

Parameter	Units	92748251001 Result	MS Spike Conc.	MSD Spike Conc.	MS Result	MSD Result	MS % Rec	MSD % Rec	% Rec Limits	RPD	Max RPD	Qual
Mercury	mg/L	ND	0.0025	0.0025	0.0023	0.0024	91	96	75-125	6	20	

Results presented on this page are in the units indicated by the "Units" column except where an alternate unit is presented to the right of the result.

This report shall not be reproduced, except in full,
without the written consent of Pace Analytical Services, LLC.

Pace Analytical Services, LLC
9800 Kincey Ave. Suite 100
Huntersville, NC 28078
(704)875-9092

QUALITY CONTROL DATA

Project: Hammond AP-2 (CA)-20240815
Pace Project No.: 92748251

QC Batch: 877174
QC Batch Method: SM 2540C-2015
Analysis Method: SM 2540C-2015
Analysis Description: 2540C Total Dissolved Solids
Laboratory: Pace Analytical Services - Peachtree Corners, GA
Associated Lab Samples: 92748251001, 92748251002, 92748251003, 92748251004, 92748251005

METHOD BLANK: 4518022 Matrix: Water
Associated Lab Samples: 92748251001, 92748251002, 92748251003, 92748251004, 92748251005

Parameter	Units	Blank Result	Reporting Limit	MDL	Analyzed	Qualifiers
Total Dissolved Solids	mg/L	ND	25.0	25.0	08/21/24 16:23	

LABORATORY CONTROL SAMPLE: 4518023

Parameter	Units	Spike Conc.	LCS Result	LCS % Rec	% Rec Limits	Qualifiers
Total Dissolved Solids	mg/L	400	392	98	80-120	

SAMPLE DUPLICATE: 4518024

Parameter	Units	92748019001 Result	Dup Result	RPD	Max RPD	Qualifiers
Total Dissolved Solids	mg/L	373	350	6	10	

SAMPLE DUPLICATE: 4518025

Parameter	Units	92748119002 Result	Dup Result	RPD	Max RPD	Qualifiers
Total Dissolved Solids	mg/L	245	255	4	10	

Results presented on this page are in the units indicated by the "Units" column except where an alternate unit is presented to the right of the result.

This report shall not be reproduced, except in full,
without the written consent of Pace Analytical Services, LLC.

Pace Analytical Services, LLC
9800 Kincey Ave. Suite 100
Huntersville, NC 28078
(704)875-9092

QUALITY CONTROL DATA

Project: Hammond AP-2 (CA)-20240815
Pace Project No.: 92748251

QC Batch: 877482
QC Batch Method: SM 2540C-2015
Analysis Method: SM 2540C-2015
Analysis Description: 2540C Total Dissolved Solids
Laboratory: Pace Analytical Services - Peachtree Corners, GA
Associated Lab Samples: 92748251006, 92748251007, 92748251008, 92748251009

METHOD BLANK: 4519828 Matrix: Water
Associated Lab Samples: 92748251006, 92748251007, 92748251008, 92748251009

Parameter	Units	Blank Result	Reporting Limit	MDL	Analyzed	Qualifiers
Total Dissolved Solids	mg/L	ND	25.0	25.0	08/22/24 16:13	

LABORATORY CONTROL SAMPLE: 4519829

Parameter	Units	Spike Conc.	LCS Result	LCS % Rec	% Rec Limits	Qualifiers
Total Dissolved Solids	mg/L	400	343	86	80-120	

SAMPLE DUPLICATE: 4519830

Parameter	Units	92748251006 Result	Dup Result	RPD	Max RPD	Qualifiers
Total Dissolved Solids	mg/L	1290	1270	1	10	

SAMPLE DUPLICATE: 4519831

Parameter	Units	92748515001 Result	Dup Result	RPD	Max RPD	Qualifiers
Total Dissolved Solids	mg/L	160	176	10	10	

Results presented on this page are in the units indicated by the "Units" column except where an alternate unit is presented to the right of the result.

This report shall not be reproduced, except in full,
without the written consent of Pace Analytical Services, LLC.

Pace Analytical Services, LLC
9800 Kincey Ave. Suite 100
Huntersville, NC 28078
(704)875-9092

QUALITY CONTROL DATA

Project: Hammond AP-2 (CA)-20240815
Pace Project No.: 92748251

QC Batch: 876583
QC Batch Method: SM 2320B-2011
Analysis Method: SM 2320B-2011
Analysis Description: 2320B Alkalinity
Laboratory: Pace Analytical Services - Asheville
Associated Lab Samples: 92748251001

METHOD BLANK: 4515214 Matrix: Water
Associated Lab Samples: 92748251001

Parameter	Units	Blank Result	Reporting Limit	MDL	Analyzed	Qualifiers
Alkalinity, Total as CaCO3	mg/L	ND	5.0	5.0	08/19/24 12:19	
Alkalinity,Bicarbonate (CaCO3)	mg/L	ND	5.0	5.0	08/19/24 12:19	
Alkalinity,Carbonate (CaCO3)	mg/L	ND	5.0	5.0	08/19/24 12:19	

LABORATORY CONTROL SAMPLE: 4515215

Parameter	Units	Spike Conc.	LCS Result	LCS % Rec	% Rec Limits	Qualifiers
Alkalinity, Total as CaCO3	mg/L	50	52.1	104	80-120	

LABORATORY CONTROL SAMPLE: 4515216

Parameter	Units	Spike Conc.	LCS Result	LCS % Rec	% Rec Limits	Qualifiers
Alkalinity, Total as CaCO3	mg/L	50	53.1	106	80-120	

MATRIX SPIKE & MATRIX SPIKE DUPLICATE: 4515217 4515218

Parameter	Units	92748115002 Result	MS Spike Conc.	MSD Spike Conc.	MS Result	MSD Result	MS % Rec	MSD % Rec	% Rec Limits	RPD	Max RPD	Qual
Alkalinity, Total as CaCO3	mg/L	25.9	50	50	75.6	75.2	99	99	80-120	0	25	

MATRIX SPIKE & MATRIX SPIKE DUPLICATE: 4515219 4515220

Parameter	Units	92748115004 Result	MS Spike Conc.	MSD Spike Conc.	MS Result	MSD Result	MS % Rec	MSD % Rec	% Rec Limits	RPD	Max RPD	Qual
Alkalinity, Total as CaCO3	mg/L	25.4	50	50	71.8	79.2	93	108	80-120	10	25	

Results presented on this page are in the units indicated by the "Units" column except where an alternate unit is presented to the right of the result.

This report shall not be reproduced, except in full,
without the written consent of Pace Analytical Services, LLC.

Pace Analytical Services, LLC
9800 Kincey Ave. Suite 100
Huntersville, NC 28078
(704)875-9092

QUALITY CONTROL DATA

Project: Hammond AP-2 (CA)-20240815
Pace Project No.: 92748251

QC Batch: 877163
QC Batch Method: SM 2320B-2011
Analysis Method: SM 2320B-2011
Analysis Description: 2320B Alkalinity
Laboratory: Pace Analytical Services - Asheville
Associated Lab Samples: 92748251002, 92748251003, 92748251004, 92748251005, 92748251006, 92748251007, 92748251008, 92748251009

METHOD BLANK: 4517979 Matrix: Water
Associated Lab Samples: 92748251002, 92748251003, 92748251004, 92748251005, 92748251006, 92748251007, 92748251008, 92748251009

Parameter	Units	Blank Result	Reporting Limit	MDL	Analyzed	Qualifiers
Alkalinity, Total as CaCO3	mg/L	ND	5.0	5.0	08/21/24 17:18	
Alkalinity,Bicarbonate (CaCO3)	mg/L	ND	5.0	5.0	08/21/24 17:18	
Alkalinity,Carbonate (CaCO3)	mg/L	ND	5.0	5.0	08/21/24 17:18	

LABORATORY CONTROL SAMPLE: 4517980

Parameter	Units	Spike Conc.	LCS Result	LCS % Rec	% Rec Limits	Qualifiers
Alkalinity, Total as CaCO3	mg/L	50	51.6	103	80-120	

LABORATORY CONTROL SAMPLE: 4517981

Parameter	Units	Spike Conc.	LCS Result	LCS % Rec	% Rec Limits	Qualifiers
Alkalinity, Total as CaCO3	mg/L	50	52.6	105	80-120	

MATRIX SPIKE & MATRIX SPIKE DUPLICATE: 4517982 4517983

Parameter	Units	92748629001 Result	MS Spike Conc.	MSD Spike Conc.	MS Result	MSD Result	MS % Rec	MSD % Rec	% Rec Limits	RPD	Max RPD	Qual
Alkalinity, Total as CaCO3	mg/L	ND	50	50	ND	ND	7	9	80-120		25	M1

MATRIX SPIKE & MATRIX SPIKE DUPLICATE: 4517984 4517985

Parameter	Units	92748455001 Result	MS Spike Conc.	MSD Spike Conc.	MS Result	MSD Result	MS % Rec	MSD % Rec	% Rec Limits	RPD	Max RPD	Qual
Alkalinity, Total as CaCO3	mg/L	22.5	50	50	71.9	71.9	99	99	80-120	0	25	

Results presented on this page are in the units indicated by the "Units" column except where an alternate unit is presented to the right of the result.

This report shall not be reproduced, except in full,
without the written consent of Pace Analytical Services, LLC.

Pace Analytical Services, LLC
9800 Kincey Ave. Suite 100
Huntersville, NC 28078
(704)875-9092

QUALITY CONTROL DATA

Project: Hammond AP-2 (CA)-20240815
Pace Project No.: 92748251

QC Batch: 876390
QC Batch Method: SM 4500-S2D-2011
Analysis Method: SM 4500-S2D-2011
Analysis Description: 4500S2D Sulfide Water
Laboratory: Pace Analytical Services - Asheville
Associated Lab Samples: 92748251001, 92748251002, 92748251003, 92748251004, 92748251005, 92748251006, 92748251007, 92748251008, 92748251009

METHOD BLANK: 4514671
Matrix: Water
Associated Lab Samples: 92748251001, 92748251002, 92748251003, 92748251004, 92748251005, 92748251006, 92748251007, 92748251008, 92748251009

Parameter	Units	Blank Result	Reporting Limit	MDL	Analyzed	Qualifiers
Sulfide	mg/L	ND	0.10	0.022	08/17/24 04:24	

LABORATORY CONTROL SAMPLE: 4514672

Parameter	Units	Spike Conc.	LCS Result	LCS % Rec	% Rec Limits	Qualifiers
Sulfide	mg/L	0.5	0.51	102	80-120	

MATRIX SPIKE & MATRIX SPIKE DUPLICATE: 4514673 4514674

Parameter	Units	92748254001 Result	MS Spike Conc.	MSD Spike Conc.	MS Result	MSD Result	MS % Rec	MSD % Rec	% Rec Limits	RPD	Max RPD	Qual
Sulfide	mg/L	ND	0.5	0.5	0.49	0.50	98	100	80-120	3	10	

MATRIX SPIKE & MATRIX SPIKE DUPLICATE: 4514675 4514676

Parameter	Units	92748251006 Result	MS Spike Conc.	MSD Spike Conc.	MS Result	MSD Result	MS % Rec	MSD % Rec	% Rec Limits	RPD	Max RPD	Qual
Sulfide	mg/L	ND	0.5	0.5	0.48	0.51	95	102	80-120	6	10	

Results presented on this page are in the units indicated by the "Units" column except where an alternate unit is presented to the right of the result.

This report shall not be reproduced, except in full,
without the written consent of Pace Analytical Services, LLC.

Pace Analytical Services, LLC
9800 Kincey Ave. Suite 100
Huntersville, NC 28078
(704)875-9092

QUALITY CONTROL DATA

Project: Hammond AP-2 (CA)-20240815
Pace Project No.: 92748251

QC Batch: 876425
QC Batch Method: EPA 300.0 Rev 2.1 1993
Analysis Method: EPA 300.0 Rev 2.1 1993
Analysis Description: 300.0 IC Anions
Laboratory: Pace Analytical Services - Asheville
Associated Lab Samples: 92748251001, 92748251002, 92748251003, 92748251004, 92748251005, 92748251006, 92748251007, 92748251008, 92748251009

METHOD BLANK: 4514777
Matrix: Water
Associated Lab Samples: 92748251001, 92748251002, 92748251003, 92748251004, 92748251005, 92748251006, 92748251007, 92748251008, 92748251009

Parameter	Units	Blank Result	Reporting Limit	MDL	Analyzed	Qualifiers
Chloride	mg/L	ND	1.0	0.60	08/17/24 12:54	
Fluoride	mg/L	ND	0.10	0.050	08/17/24 12:54	
Sulfate	mg/L	ND	1.0	0.50	08/17/24 12:54	

LABORATORY CONTROL SAMPLE: 4514778

Parameter	Units	Spike Conc.	LCS Result	LCS % Rec	% Rec Limits	Qualifiers
Chloride	mg/L	50	50.2	100	90-110	
Fluoride	mg/L	2.5	2.5	101	90-110	
Sulfate	mg/L	50	50.2	100	90-110	

MATRIX SPIKE & MATRIX SPIKE DUPLICATE: 4514779 4514780

Parameter	Units	92746783031 Result	MS Spike Conc.	MSD Spike Conc.	MS Result	MSD Result	MS % Rec	MSD % Rec	% Rec Limits	RPD	Max RPD	Qual
Chloride	mg/L	3.6	50	50	51.8	57.7	96	108	90-110	11	10	R1
Fluoride	mg/L	ND	2.5	2.5	2.3	2.6	93	105	90-110	13	10	R1
Sulfate	mg/L	7.5	50	50	55.7	61.7	96	109	90-110	10	10	

MATRIX SPIKE & MATRIX SPIKE DUPLICATE: 4514781 4514782

Parameter	Units	92748251008 Result	MS Spike Conc.	MSD Spike Conc.	MS Result	MSD Result	MS % Rec	MSD % Rec	% Rec Limits	RPD	Max RPD	Qual
Chloride	mg/L	ND	50	50	49.4	51.7	99	103	90-110	5	10	
Fluoride	mg/L	ND	2.5	2.5	2.5	2.6	100	103	90-110	2	10	
Sulfate	mg/L	ND	50	50	49.3	51.5	99	103	90-110	4	10	

Results presented on this page are in the units indicated by the "Units" column except where an alternate unit is presented to the right of the result.

REPORT OF LABORATORY ANALYSIS

This report shall not be reproduced, except in full,
without the written consent of Pace Analytical Services, LLC.

Pace Analytical Services, LLC
9800 Kincey Ave. Suite 100
Huntersville, NC 28078
(704)875-9092

QUALIFIERS

Project: Hammond AP-2 (CA)-20240815
Pace Project No.: 92748251

DEFINITIONS

DF - Dilution Factor, if reported, represents the factor applied to the reported data due to dilution of the sample aliquot.

ND - Not Detected at or above adjusted reporting limit.

TNTC - Too Numerous To Count

J - Estimated concentration above the adjusted method detection limit and below the adjusted reporting limit.

MDL - Adjusted Method Detection Limit.

PQL - Practical Quantitation Limit.

RL - Reporting Limit - The lowest concentration value that meets project requirements for quantitative data with known precision and bias for a specific analyte in a specific matrix.

S - Surrogate

1,2-Diphenylhydrazine decomposes to and cannot be separated from Azobenzene using Method 8270. The result for each analyte is a combined concentration.

Consistent with EPA guidelines, unrounded data are displayed and have been used to calculate % recovery and RPD values.

LCS(D) - Laboratory Control Sample (Duplicate)

MS(D) - Matrix Spike (Duplicate)

DUP - Sample Duplicate

RPD - Relative Percent Difference

NC - Not Calculable.

SG - Silica Gel - Clean-Up

U - Indicates the compound was analyzed for, but not detected.

Acid preservation may not be appropriate for 2 Chloroethylvinyl ether.

A separate vial preserved to a pH of 4-5 is recommended in SW846 Chapter 4 for the analysis of Acrolein and Acrylonitrile by EPA Method 8260.

N-Nitrosodiphenylamine decomposes and cannot be separated from Diphenylamine using Method 8270. The result reported for each analyte is a combined concentration.

Reported results are not rounded until the final step prior to reporting. Therefore, calculated parameters that are typically reported as "Total" may vary slightly from the sum of the reported component parameters.

Pace Analytical is TNI accredited. Contact your Pace PM for the current list of accredited analytes.

TNI - The NELAC Institute.

ANALYTE QUALIFIERS

M1	Matrix spike recovery exceeded QC limits. Batch accepted based on laboratory control sample (LCS) recovery.
R1	RPD value was outside control limits.

This report shall not be reproduced, except in full,
without the written consent of Pace Analytical Services, LLC.

Pace Analytical Services, LLC
9800 Kincey Ave. Suite 100
Huntersville, NC 28078
(704)875-9092

QUALITY CONTROL DATA CROSS REFERENCE TABLE

Project: Hammond AP-2 (CA)-20240815
Pace Project No.: 92748251

Lab ID	Sample ID	QC Batch Method	QC Batch	Analytical Method	Analytical Batch
92748251001	**HAM-PT-01**	EPA 3010A	877559	EPA 6010D	877624
92748251002	**HAM-PT-02**	EPA 3010A	877559	EPA 6010D	877624
92748251003	**HAM-PT-03**	EPA 3010A	877559	EPA 6010D	877624
92748251004	**HAM-PT-04**	EPA 3010A	877559	EPA 6010D	877624
92748251005	**HAM-PT-05**	EPA 3010A	877559	EPA 6010D	877624
92748251006	**HAM-PT-06**	EPA 3010A	877559	EPA 6010D	877624
92748251007	**HAM-AP2-EB-01**	EPA 3010A	877559	EPA 6010D	877624
92748251008	**HAM-AP2-FB-01**	EPA 3010A	877559	EPA 6010D	877624
92748251009	**HAM-AP2-FD-01**	EPA 3010A	877559	EPA 6010D	877624
92748251001	**HAM-PT-01**	EPA 3005A	877838	EPA 6020B	877967
92748251002	**HAM-PT-02**	EPA 3005A	877838	EPA 6020B	877967
92748251003	**HAM-PT-03**	EPA 3005A	877838	EPA 6020B	877967
92748251004	**HAM-PT-04**	EPA 3005A	877838	EPA 6020B	877967
92748251005	**HAM-PT-05**	EPA 3005A	877838	EPA 6020B	877967
92748251006	**HAM-PT-06**	EPA 3005A	877838	EPA 6020B	877967
92748251007	**HAM-AP2-EB-01**	EPA 3005A	877838	EPA 6020B	877967
92748251008	**HAM-AP2-FB-01**	EPA 3005A	877838	EPA 6020B	877967
92748251009	**HAM-AP2-FD-01**	EPA 3005A	877838	EPA 6020B	877967
92748251001	**HAM-PT-01**	EPA 7470A	879193	EPA 7470A	879410
92748251002	**HAM-PT-02**	EPA 7470A	879193	EPA 7470A	879410
92748251003	**HAM-PT-03**	EPA 7470A	879193	EPA 7470A	879410
92748251004	**HAM-PT-04**	EPA 7470A	879193	EPA 7470A	879410
92748251005	**HAM-PT-05**	EPA 7470A	879193	EPA 7470A	879410
92748251006	**HAM-PT-06**	EPA 7470A	879193	EPA 7470A	879410
92748251007	**HAM-AP2-EB-01**	EPA 7470A	879193	EPA 7470A	879410
92748251008	**HAM-AP2-FB-01**	EPA 7470A	879193	EPA 7470A	879410
92748251009	**HAM-AP2-FD-01**	EPA 7470A	879193	EPA 7470A	879410
92748251001	**HAM-PT-01**	SM 2540C-2015	877174		
92748251002	**HAM-PT-02**	SM 2540C-2015	877174		
92748251003	**HAM-PT-03**	SM 2540C-2015	877174		
92748251004	**HAM-PT-04**	SM 2540C-2015	877174		
92748251005	**HAM-PT-05**	SM 2540C-2015	877174		
92748251006	**HAM-PT-06**	SM 2540C-2015	877482		
92748251007	**HAM-AP2-EB-01**	SM 2540C-2015	877482		
92748251008	**HAM-AP2-FB-01**	SM 2540C-2015	877482		
92748251009	**HAM-AP2-FD-01**	SM 2540C-2015	877482		
92748251001	**HAM-PT-01**	SM 2320B-2011	876583		
92748251002	**HAM-PT-02**	SM 2320B-2011	877163		
92748251003	**HAM-PT-03**	SM 2320B-2011	877163		
92748251004	**HAM-PT-04**	SM 2320B-2011	877163		
92748251005	**HAM-PT-05**	SM 2320B-2011	877163		
92748251006	**HAM-PT-06**	SM 2320B-2011	877163		
92748251007	**HAM-AP2-EB-01**	SM 2320B-2011	877163		
92748251008	**HAM-AP2-FB-01**	SM 2320B-2011	877163		
92748251009	**HAM-AP2-FD-01**	SM 2320B-2011	877163		

This report shall not be reproduced, except in full,
without the written consent of Pace Analytical Services, LLC.

Pace Analytical Services, LLC
9800 Kincey Ave. Suite 100
Huntersville, NC 28078
(704)875-9092

QUALITY CONTROL DATA CROSS REFERENCE TABLE

Project: Hammond AP-2 (CA)-20240815
Pace Project No.: 92748251

Lab ID	Sample ID	QC Batch Method	QC Batch	Analytical Method	Analytical Batch
92748251001	**HAM-PT-01**	SM 4500-S2D-2011	876390		
92748251002	**HAM-PT-02**	SM 4500-S2D-2011	876390		
92748251003	**HAM-PT-03**	SM 4500-S2D-2011	876390		
92748251004	**HAM-PT-04**	SM 4500-S2D-2011	876390		
92748251005	**HAM-PT-05**	SM 4500-S2D-2011	876390		
92748251006	**HAM-PT-06**	SM 4500-S2D-2011	876390		
92748251007	**HAM-AP2-EB-01**	SM 4500-S2D-2011	876390		
92748251008	**HAM-AP2-FB-01**	SM 4500-S2D-2011	876390		
92748251009	**HAM-AP2-FD-01**	SM 4500-S2D-2011	876390		
92748251001	**HAM-PT-01**	EPA 300.0 Rev 2.1 1993	876425		
92748251002	**HAM-PT-02**	EPA 300.0 Rev 2.1 1993	876425		
92748251003	**HAM-PT-03**	EPA 300.0 Rev 2.1 1993	876425		
92748251004	**HAM-PT-04**	EPA 300.0 Rev 2.1 1993	876425		
92748251005	**HAM-PT-05**	EPA 300.0 Rev 2.1 1993	876425		
92748251006	**HAM-PT-06**	EPA 300.0 Rev 2.1 1993	876425		
92748251007	**HAM-AP2-EB-01**	EPA 300.0 Rev 2.1 1993	876425		
92748251008	**HAM-AP2-FB-01**	EPA 300.0 Rev 2.1 1993	876425		
92748251009	**HAM-AP2-FD-01**	EPA 300.0 Rev 2.1 1993	876425		

This report shall not be reproduced, except in full,
without the written consent of Pace Analytical Services, LLC.

Pace ANALYTICAL SERVICES

DC#_Title: ENV-FRM-HUNT-0083 v05_Sample Condition Upon Receipt

Effective Date: 05/24/2024

Laboratory receiving samples:
Asheville ☐ Eden ☐ Greenwood ☐ Huntersville ☐ Raleigh ☐ Mechanicsville ☐ Atlanta ☑ Kernersville ☐

Sample Condition Upon Receipt

Client Name: GA Power Geosyntec

Project #: **WO# : 92748251**

92748251

Courier: ☐ Commercial ☐ Fed Ex ☐ UPS ☐ USPS ☐ Client ☐ Pace ☐ Other:____

Custody Seal Present? ☑ Yes ☐ No Seals Intact? ☐ Yes ☐ No ☐ N/A

Date/Initials Person Examining Contents: 8/16/24 DW

Packing Material: ☑ Bubble Wrap ☐ Bubble Bags ☐ None ☐ Other

Biological Tissue Frozen? ☐ Yes ☐ No ☑ N/A

Thermometer: ☐ IR Gun ID: 23U

Type of Ice: ☑ Wet ☐ Blue ☐ None

Cooler Temp: 4.0 Correction Factor: Add/Subtract (°C) 0

Temp should be above freezing to 6°C
☐ Samples out of temp criteria. Samples on ice, cooling process has begun

Cooler Temp Corrected (°C): 4.0

USDA Regulated Soil (☐ N/A, water sample)
Did samples originate in a quarantine zone within the United States: CA, NY, or SC (check maps)? ☐ Yes ☐ No

Did samples originate from a foreign source (internationally, including Hawaii and Puerto Rico)? ☐ Yes ☐ No

				Comments/Discrepancy:
Chain of Custody Present?	☑ Yes	☐ No	☐ N/A	1.
Samples Arrived within Hold Time?	☑ Yes	☐ No	☐ N/A	2.
Short Hold Time Analysis (<72 hr.)?	☑ Yes	☐ No	☐ N/A	3.
Rush Turn Around Time Requested?	☐ Yes	☑ No	☐ N/A	4.
Sufficient Volume?	☑ Yes	☐ No	☐ N/A	5.
Correct Containers Used?	☑ Yes	☐ No	☐ N/A	6.
-Pace Containers Used?	☑ Yes	☐ No	☐ N/A	
Containers Intact?	☑ Yes	☐ No	☐ N/A	7.
Dissolved analysis: Samples Field Filtered?	☐ Yes	☑ No	☐ N/A	8.
Sample Labels Match COC? -Includes Date/Time/ID/Analysis Matrix: WG WQ	☑ Yes	☐ No	☐ N/A	9.
Headspace in VOA Vials (>5-6mm)?	☐ Yes	☐ No	☑ N/A	10.
Trip Blank Present?	☐ Yes	☐ No	☑ N/A	11.
Trip Blank Custody Seals Present?	☐ Yes	☐ No	☑ N/A	

Field Data Required? ☐ Yes ☐ No

COMMENTS/SAMPLE DISCREPANCY

Lot ID of split containers:

CLIENT NOTIFICATION/RESOLUTION

Person contacted: _____ Date/Time: _____

Project Manager SCURF Review: _____ Date: _____

Project Manager SRF Review: _____ Date: _____

Qualtrax ID: 69614

DC#_Title: ENV-FRM-HUN1-0083 v05_Sample Condition Upon Receipt

Effective Date: 05/24/2024

WO#: 92748251

*Check mark top half of box if pH and/or dechlorination is verified and within the acceptance range for preservation samples.
Exceptions: VOA, Coliform, TOC, Oil and Grease, DRO/8015 (water) DOC, LLHg
**Bottom half of box is to list number of bottles
***Check all unpreserved Nitrates for chlorine

Project #

PM: BV Due Date: 08/30/24
CLIENT: 92- GP-HAM

Laboratory Receiving Location: Asheville ☐ Eden ☐ Greenwood ☐ Huntersville ☐ Raleigh ☐ Mechanicsville ☐ Atlanta ☑ Kernersville ☐

Client GA Power Profile/EZ (Circle one) 10839 Notes

Item#	BP4U-125 mL Plastic Unpreserved (N/A) (Cl-)	BP3U-250 mL Plastic Unpreserved (N/A)	BP2U-500 mL Plastic Unpreserved (N/A)	BP1U-1 liter Plastic Unpreserved (N/A)		BP4S-125 mL Plastic H2SO4 (pH < 2) (Cl-)	BP3N-250 mL plastic HNO3 (pH < 2)	BP4Z-125 mL Plastic 2N Acetate & NaOH (>9)	BP4B-125 mL Plastic NaOH (pH > 12) (Cl-)	WGFU-Wide-mouthed Glass jar Unpreserved	AG1U-1 liter Amber Unpreserved (N/A) (Cl-)	AG1H-1 liter Amber HCl (pH < 2)	AG3U-250 mL Amber Unpreserved (N/A) (Cl-)	AG1S-1 liter Amber H2SO4 (pH < 2)	AG3S-250 mL Amber H2SO4 (pH < 2)	DG9H-40 mL Amber NH4Cl (N/A)(Cl-)	DG9H-40 mL VOA HCl (N/A)	VG9T-40 mL VOA Na2S2O3 (N/A)	VG9U-40 mL VOA Unpreserved (N/A)	DG9V-40 mL VOA H3PO4 (N/A)	KP7U-50 mL Plastic Unpreserved (N/A)	V/GK (3 vials per kit)-VPH/Gas kit (N/A)	SP5T-125 mL Sterile Plastic (N/A – lab)	SP2T-250 mL Sterile Plastic (N/A – lab)		BP3R-250 mL Plastic (NH2)2SO4 (9.3-9.7)	AGDU-100 mL Amber Unpreserved (N/A) (Cl-)	VSGU-20 mL Scintillation vials (N/A)	
CC																													
1		2	1				1 ✓	1 ✓																					
2		2	1				1 ✓	1 ✓																					
3		2	1				1 ✓	1 ✓																					
4		2	1				1 ✓	1 ✓																					
5		2	1				1 ✓	1 ✓																					
6		2	1				1 ✓	1 ✓																					
7		2	1				1 ✓	1 ✓																					
8		2	1				1 ✓	1 ✓																					
9		2	1				1 ✓	1 ✓																					
10																													
11																													
12																													

pH Adjustment Log for Preserved Samples

Sample ID	Type of Preservative	pH upon receipt	Date preservation adjusted	Time preservation adjusted	Amount of Preservative added	Lot #

Note: Whenever there is a discrepancy affecting North Carolina compliance samples, a copy of this form will be sent to the North Carolina DENR Certification Office (i.e. Out of hold, incorrect preservative, out of temp, incorrect containers.

WO#: 92748251

PM: BV **Due Date: 08/30/24**

CLIENT: 92- GP-HAM

Pace Analytical

CHAIN-OF-CUSTODY / Analytical Request Docu

The Chain-of-Custody is a LEGAL DOCUMENT. All relevant fields must be completed accu

Page: 1 of 1

Section A Required Client Information:

Company:	GA Power
Address:	Atlanta, GA
Email To:	SCS Contacts
Phone:	Fax:
Requested Due Date/TAT:	10 Day

Section B Required Project Information:

Report To:	SCS Contacts
Copy To:	Geosyntec Contacts
Purchase Order No.:	GPC82474-0001
Project Name:	Hammond AP 2
Project Number:	

Section C Invoice Information:

Attention:	Southern Co.
Company Name:	
Address:	
Pace Quote Reference:	
Pace Project Manager:	Bonnie Vang
Pace Profile #:	10839

REGULATORY AGENCY

☐ NPDES ☐ GROUND WATER ☐ DRINKING WATER

☐ UST ☐ RCRA ☑ OTHER CCR

Site Location STATE: GA

Section D Required Client Information

Valid Matrix Codes

MATRIX	CODE
DRINKING WATER	DW
WATER	WT
WASTE WATER	WW
PRODUCT	P
SOIL/SOLID	SL
OIL	OL
WIPE	WP
AIR	AR
OTHER	OT
TISSUE	TS

SAMPLE ID (A-Z, 0-9 / ,-) Sample IDs MUST BE UNIQUE

Requested Analysis Filtered (Y/N)

ITEM #	SAMPLE ID	MATRIX CODE (see valid codes to left)	SAMPLE TYPE (G=GRAB C=COMP)	COLLECTED COMPOSITE DATE	COLLECTED COMPOSITE TIME	COLLECTED COMPOSITE DATE	COLLECTED COMPOSITE TIME	SAMPLE TEMP AT COLLECTION	# OF CONTAINERS	Unpreserved	H_2SO_4	HNO_3	HCl	NaOH	$Na_2S_2O_3$	Methanol	Other	Analysis Test Y/N	Chloride, Fluoride, Sulfate N	Full App III and IV metals N	Major Ions (Profile 10839-2) N	TDS N	Residual Chlorine (Y/N)	Pace Project No./ Lab I.D.
1	HAM-PT-01	WG	G	8/15/2024	1202			21	5	3		1					1		X	X	X	X	N	
2	HAM-PT-02	WG	G	8/15/2024	1335			23	5	3		1					1		X	X	X	X	N	
3	HAM-PT-03	WG	G	8/15/2024	1045	JN 8/16/2024		20	5	3		1					1		X	X	X	X	N	
4	HAM-PT-04	WG	G	8/15/2024	1100			22	5	3		1					1		X	X	X	X	N	
5	HAM-PT-05	WG	G	8/15/2024	1324			22	5	3		1					1		X	X	X	X	N	
6	HAM-PT-06	WG	G	8/15/2024	1210			22	5	3		1					1		X	X	X	X	N	
7	HAM-AP2-EB-01	WG	G	8/15/2024	1415			20	5	3		1					1		X	X	X	X	N	
8	HAM-AP2-FB-01	WG	G	8/15/2024	1420			20	5	3		1					1		X	X	X	X	N	
9	HAM-AP2-FD-01	WG	G	8/15/2024	0000			22	5	3		1					1		X	X	X	X	N	
10						JN 8/16/2024																		
11																								
12																								

ADDITIONAL COMMENTS	RELINQUISHED BY / AFFILIATION	DATE	TIME	ACCEPTED BY / AFFILIATION	DATE	TIME	SAMPLE CONDITIONS
Task Code: HAM CCR-CA-20240815	Jamie Newsome/Geo	8/16/24	1250	Ryan Williams / Pace	8/16/24	1250	
	Ryan Williams / Pace	8/16/24	1355		8/16/24	1355	

SAMPLER NAME AND SIGNATURE

PRINT Name of SAMPLER: Jamie Newsome / Geosyntec Consultants, Inc

SIGNATURE of SAMPLER: Jamie Newsome DATE Signed (MM/DD/YY): 8/16/2024

Temp in °C | Received on Ice (Y/N) | Custody Sealed Cooler (Y/N) | Samples Intact (Y/N)

*Important Note: By signing this form you are accepting Pace's NET 30 day payment terms and agreeing to late charges of 1.5% per month for any invoices not paid within 30 days.

F-ALL-Q-020rev.07, 15-Feb-2007

FIELD SAMPLING REPORTS

Low-Flow Test Report:

Test Date / Time: 8/8/2024 10:09:07 AM
Project: Plant Hammond
Operator Name: Elisabeth Russell

Location Name: MW-55 **Well Diameter: 2 in** **Casing Type: PVC** **Screen Length: 10 ft** **Top of Screen: 16 ft** **Total Depth: 26 ft** **Initial Depth to Water: 17.25 ft**	**Pump Type: Peristaltic** **Tubing Type: Poly** **Pump Intake From TOC: 21 ft** **Estimated Total Volume Pumped: 7.5 liter** **Flow Cell Volume: 90 ml** **Final Flow Rate: 200 ml/min** **Final Draw Down: 0.95 ft**	**Instrument Used: Aqua TROLL 400** **Serial Number: 1080293**

Test Notes: Metals and Major Ions.

Low-Flow Readings:

Date Time	Elapsed Time	pH	Temperature	Specific Conductivity	RDO Concentration	Turbidity	ORP	Depth to Water	Flow
		+/- 0.1	+/- 0.5	+/- 5 %	+/- 0.2	+/- 10	+/- 10	+/- 0.5	
8/8/2024 10:09 AM	00:00	5.91 pH	22.63 °C	1,576.6 µS/cm	0.18 mg/L	3.93 NTU	141.1 mV	17.80 ft	200.00 ml/min
8/8/2024 10:14 AM	05:00	5.91 pH	22.64 °C	1,571.5 µS/cm	0.16 mg/L	2.79 NTU	160.5 mV	17.97 ft	200.00 ml/min
8/8/2024 10:19 AM	10:00	5.92 pH	22.58 °C	1,568.8 µS/cm	0.14 mg/L	1.31 NTU	121.3 mV	18.10 ft	200.00 ml/min
8/8/2024 10:24 AM	15:00	5.92 pH	22.44 °C	1,567.6 µS/cm	0.12 mg/L	1.43 NTU	111.6 mV	18.13 ft	200.00 ml/min
8/8/2024 10:29 AM	20:00	5.92 pH	22.73 °C	1,564.4 µS/cm	0.12 mg/L	1.27 NTU	141.1 mV	18.17 ft	200.00 ml/min
8/8/2024 10:34 AM	25:00	5.92 pH	22.67 °C	1,568.3 µS/cm	0.11 mg/L	1.17 NTU	105.8 mV	18.20 ft	200.00 ml/min
8/8/2024 10:39 AM	30:00	5.92 pH	22.68 °C	1,567.4 µS/cm	0.09 mg/L	0.86 NTU	98.4 mV	18.20 ft	200.00 ml/min

Samples

Sample ID:	Description:
HAM-MW-55	Grab.

Created using VuSitu from In-Situ, Inc.

Low-Flow Test Report:

Test Date / Time: 8/7/2024 3:33:32 PM
Project: Plant Hammond
Operator Name: Elisabeth Russell

Location Name: MW-56 **Well Diameter: 2 in** **Casing Type: PVC** **Screen Length: 10 ft** **Top of Screen: 14.15 ft** **Total Depth: 24.15 ft** **Initial Depth to Water: 9.66 ft**	**Pump Type: Peristaltic** **Tubing Type: Poly** **Pump Intake From TOC: 16 ft** **Estimated Total Volume Pumped: 7.5 liter** **Flow Cell Volume: 90 ml** **Final Flow Rate: 200 ml/min** **Final Draw Down: 0 ft**	**Instrument Used: Aqua TROLL 400** **Serial Number: 1080293**

Test Notes: Metals and Major Ions.

Low-Flow Readings:

Date Time	Elapsed Time	pH	Temperature	Specific Conductivity	RDO Concentration	Turbidity	ORP	Depth to Water	Flow
		+/- 0.1	+/- 0.5	+/- 5 %	+/- 0.2	+/- 10	+/- 10	+/- 0.5	
8/7/2024 3:33 PM	00:00	6.60 pH	24.87 °C	687.22 µS/cm	0.45 mg/L	7.20 NTU	115.9 mV	9.66 ft	200.00 ml/min
8/7/2024 3:34 PM	00:54	6.59 pH	24.63 °C	670.89 µS/cm	0.31 mg/L	6.70 NTU	97.8 mV	9.66 ft	200.00 ml/min
8/7/2024 3:39 PM	05:54	6.04 pH	23.69 °C	1,153.9 µS/cm	0.09 mg/L	6.31 NTU	78.9 mV	9.66 ft	200.00 ml/min
8/7/2024 3:44 PM	10:54	5.38 pH	23.25 °C	1,674.9 µS/cm	0.05 mg/L	5.91 NTU	211.4 mV	9.66 ft	200.00 ml/min
8/7/2024 3:49 PM	15:54	5.29 pH	22.86 °C	1,734.3 µS/cm	0.03 mg/L	5.42 NTU	240.1 mV	9.66 ft	200.00 ml/min
8/7/2024 3:54 PM	20:54	5.26 pH	22.39 °C	1,768.1 µS/cm	0.03 mg/L	5.17 NTU	386.1 mV	9.66 ft	200.00 ml/min
8/7/2024 3:59 PM	25:54	5.20 pH	22.52 °C	1,800.3 µS/cm	0.03 mg/L	4.43 NTU	315.2 mV	9.66 ft	200.00 ml/min
8/7/2024 4:04 PM	30:54	5.18 pH	22.78 °C	1,815.7 µS/cm	0.02 mg/L	4.33 NTU	330.1 mV	9.66 ft	200.00 ml/min

Samples

Sample ID:	Description:
HAM-MW-56	Grab.

Low-Flow Test Report:

Test Date / Time: 8/7/2024 1:37:56 PM
Project: Plant Hammond
Operator Name: Elisabeth Russell

Location Name: MW-57 **Well Diameter: 2 in** **Casing Type: PVC** **Screen Length: 10 ft** **Top of Screen: 14.40 ft** **Total Depth: 24.40 ft** **Initial Depth to Water: 10.4 ft**	**Pump Type: Peristaltic** **Tubing Type: Poly** **Pump Intake From TOC: 16 ft** **Estimated Total Volume Pumped: 8 liter** **Flow Cell Volume: 90 ml** **Final Flow Rate: 200 ml/min** **Final Draw Down: 0.1 ft**	**Instrument Used: Aqua TROLL 400** **Serial Number: 1080293**

Test Notes: Metals and Major Ions.

Low-Flow Readings:

Date Time	Elapsed Time	pH	Temperature	Specific Conductivity	RDO Concentration	Turbidity	ORP	Depth to Water	Flow
		+/- 0.1	+/- 0.5	+/- 5 %	+/- 0.2	+/- 10	+/- 10	+/- 0.5	
8/7/2024 1:37 PM	00:00	6.06 pH	24.51 °C	1,789.6 µS/cm	0.54 mg/L	2.30 NTU	102.8 mV	10.42 ft	200.00 ml/min
8/7/2024 1:38 PM	00:50	6.06 pH	24.10 °C	1,835.8 µS/cm	0.44 mg/L	2.30 NTU	111.0 mV	10.46 ft	200.00 ml/min
8/7/2024 1:43 PM	05:50	6.04 pH	23.15 °C	1,957.2 µS/cm	0.18 mg/L	1.74 NTU	78.2 mV	10.49 ft	200.00 ml/min
8/7/2024 1:48 PM	10:50	6.14 pH	22.79 °C	1,983.5 µS/cm	0.12 mg/L	1.53 NTU	83.2 mV	10.49 ft	200.00 ml/min
8/7/2024 1:52 PM	14:49	6.24 pH	22.60 °C	2,000.9 µS/cm	0.08 mg/L	1.37 NTU	62.0 mV	10.50 ft	200.00 ml/min
8/7/2024 1:57 PM	19:49	6.31 pH	22.39 °C	1,995.9 µS/cm	0.06 mg/L	1.21 NTU	55.1 mV	10.50 ft	200.00 ml/min
8/7/2024 2:02 PM	24:49	6.37 pH	22.31 °C	1,995.4 µS/cm	0.05 mg/L	1.00 NTU	60.6 mV	10.50 ft	200.00 ml/min
8/7/2024 2:06 PM	28:10	6.37 pH	22.23 °C	2,043.5 µS/cm	0.04 mg/L	0.99 NTU	51.3 mV	10.50 ft	200.00 ml/min
8/7/2024 2:11 PM	33:10	6.39 pH	22.23 °C	2,018.8 µS/cm	0.04 mg/L	0.89 NTU	45.7 mV	10.50 ft	200.00 ml/min

Samples

Sample ID:	Description:
HAM-MW-57	Grab.

Low-Flow Test Report:

Test Date / Time: 8/7/2024 11:57:58 AM
Project: Plant Hammond
Operator Name: Elisabeth Russell

Location Name: MW-58 **Well Diameter: 2 in** **Casing Type: PVC** **Screen Length: 10 ft** **Top of Screen: 16.98 ft** **Total Depth: 26.98 ft** **Initial Depth to Water: 11.94 ft**	**Pump Type: Peristaltic** **Tubing Type: Poly** **Pump Intake From TOC: 21 ft** **Estimated Total Volume Pumped: 8 liter** **Flow Cell Volume: 90 ml** **Final Flow Rate: 200 ml/min** **Final Draw Down: 0.39 ft**	**Instrument Used: Aqua TROLL 400** **Serial Number: 1080293**

Test Notes: Metals and Major Ions.

Low-Flow Readings:

Date Time	Elapsed Time	pH	Temperature	Specific Conductivity	RDO Concentration	Turbidity	ORP	Depth to Water	Flow
		+/- 0.1	+/- 0.5	+/- 5 %	+/- 0.2	+/- 10	+/- 10	+/- 0.5	
8/7/2024 11:57 AM	00:00	6.41 pH	22.44 °C	457.55 µS/cm	0.10 mg/L	3.18 NTU	55.1 mV	12.38 ft	200.00 ml/min
8/7/2024 11:59 AM	01:49	6.40 pH	22.34 °C	475.45 µS/cm	0.08 mg/L	3.10 NTU	67.4 mV	12.36 ft	200.00 ml/min
8/7/2024 12:04 PM	06:49	6.37 pH	22.27 °C	490.95 µS/cm	0.07 mg/L	2.62 NTU	72.8 mV	12.34 ft	200.00 ml/min
8/7/2024 12:09 PM	11:49	6.34 pH	22.63 °C	502.97 µS/cm	0.06 mg/L	1.50 NTU	71.4 mV	12.33 ft	200.00 ml/min
8/7/2024 12:14 PM	16:49	6.32 pH	22.44 °C	505.95 µS/cm	0.04 mg/L	0.61 NTU	55.2 mV	12.33 ft	200.00 ml/min
8/7/2024 12:19 PM	21:49	6.29 pH	22.52 °C	513.09 µS/cm	0.03 mg/L	0.55 NTU	64.7 mV	12.33 ft	200.00 ml/min
8/7/2024 12:24 PM	26:49	6.25 pH	22.24 °C	522.39 µS/cm	0.03 mg/L	0.50 NTU	53.2 mV	12.33 ft	200.00 ml/min
8/7/2024 12:29 PM	31:49	6.21 pH	22.18 °C	535.29 µS/cm	0.02 mg/L	0.47 NTU	52.4 mV	12.33 ft	200.00 ml/min

Samples

Sample ID:	Description:
HAM-MW-58	Grab.

Low-Flow Test Report:

Test Date / Time: 8/12/2024 8:44:11 AM
Project: Plant Hammond
Operator Name: Elisabeth Russell

Location Name: MW-59 **Well Diameter: 2 in** **Casing Type: PVC** **Screen Length: 10 ft** **Top of Screen: 32.85 ft** **Total Depth: 42.85 ft** **Initial Depth to Water: 28.1 ft**	**Pump Type: Bladder** **Tubing Type: Poly** **Pump Intake From TOC: 35 ft** **Estimated Total Volume Pumped: 6.5 liter** **Flow Cell Volume: 90 ml** **Final Flow Rate: 200 ml/min** **Final Draw Down: 1.29 ft**	**Instrument Used: Aqua TROLL 400** **Serial Number: 1080293**

Test Notes: Metals and Major Ions.

Low-Flow Readings:

Date Time	Elapsed Time	pH	Temperature	Specific Conductivity	RDO Concentration	Turbidity	ORP	Depth to Water	Flow
		+/- 0.1	+/- 0.5	+/- 5 %	+/- 0.2	+/- 10	+/- 10	+/- 0.5	
8/12/2024 8:44 AM	00:00	4.28 pH	20.47 °C	2,073.8 µS/cm	0.22 mg/L	8.41 NTU	261.0 mV	28.90 ft	200.00 ml/min
8/12/2024 8:49 AM	05:00	4.31 pH	20.05 °C	2,069.5 µS/cm	0.14 mg/L	3.96 NTU	252.7 mV	29.10 ft	200.00 ml/min
8/12/2024 8:54 AM	10:00	4.33 pH	19.99 °C	2,079.3 µS/cm	0.10 mg/L	2.85 NTU	246.3 mV	29.17 ft	200.00 ml/min
8/12/2024 8:59 AM	15:00	4.32 pH	19.98 °C	2,083.0 µS/cm	0.08 mg/L	2.17 NTU	324.3 mV	29.25 ft	200.00 ml/min
8/12/2024 9:06 AM	21:55	4.32 pH	19.99 °C	2,062.5 µS/cm	0.06 mg/L	1.72 NTU	273.8 mV	29.32 ft	200.00 ml/min
8/12/2024 9:11 AM	26:55	4.32 pH	20.02 °C	2,066.2 µS/cm	0.06 mg/L	1.54 NTU	257.9 mV	29.36 ft	200.00 ml/min
8/12/2024 9:16 AM	31:55	4.31 pH	20.08 °C	2,085.4 µS/cm	0.05 mg/L	1.39 NTU	337.5 mV	29.39 ft	200.00 ml/min

Samples

Sample ID:	Description:
HAM-MW-59	Grab.
HAM-AP2-FD-01	Grab.

Created using VuSitu from In-Situ, Inc.

Low-Flow Test Report:

Test Date / Time: 8/15/2024 2:19:56 PM
Project: GP-Plant Hammond
Operator Name: Jacob Tracy

Location Name: INW-01 **Well Diameter: 2 in** **Casing Type: PVC** **Screen Length: 10 ft** **Top of Screen: 10.3 ft** **Total Depth: 20.3 ft** **Initial Depth to Water: 10.22 ft**	**Pump Type: Peristaltic** **Tubing Type: Polyethylene** **Pump Intake From TOC: 15.3 ft** **Estimated Total Volume Pumped: 3 liter** **Flow Cell Volume: 90 ml** **Final Flow Rate: 200 ml/min** **Final Draw Down: 2.19 ft**	**Instrument Used: Aqua TROLL 400** **Serial Number: 1080297**

Test Notes:
Field parameters only.

Weather Conditions:
Sunny, 95F

Low-Flow Readings:

Date Time	Elapsed Time	pH	Temperature	Specific Conductivity	RDO Concentration	Turbidity	ORP	Depth to Water	Flow
		+/- 0.1	+/- 0.5	+/- 5 %	+/- 0.2	+/- 5	+/- 10	+/- 0.3	
8/15/2024 2:19 PM	00:00	6.82 pH	24.84 °C	315.17 µS/cm	0.49 mg/L	4.04 NTU	53.1 mV	11.66 ft	200.0 ml/min
8/15/2024 2:24 PM	05:00	6.54 pH	23.11 °C	438.11 µS/cm	0.31 mg/L	3.09 NTU	75.4 mV	12.11 ft	200.0 ml/min
8/15/2024 2:29 PM	10:00	6.43 pH	22.23 °C	491.24 µS/cm	0.28 mg/L	3.55 NTU	78.1 mV	12.41 ft	200.0 ml/min

Samples

Sample ID:	Description:
-	Field parameters.

Created using VuSitu from In-Situ, Inc.

Low-Flow Test Report:

Test Date / Time: 8/15/2024 1:59:07 PM
Project: GP-Plant Hammond
Operator Name: Jamie Newsome

Location Name: INW-02 **Well Diameter: 2 in** **Casing Type: PVC** **Screen Length: 10 ft** **Top of Screen: 25.3 ft** **Total Depth: 35.3 ft** **Initial Depth to Water: 14.68 ft**	**Pump Type: Peristaltic** **Tubing Type: Poly** **Pump Intake From TOC: 30.5 ft** **Estimated Total Volume Pumped: 2 liter** **Flow Cell Volume: 90 ml** **Final Flow Rate: 200 ml/min** **Final Draw Down: 0 ft**	**Instrument Used: Aqua TROLL 400** **Serial Number: 1080293**

Test Notes:
Field parameters only.

Weather Conditions:
Sunny, 95F

Low-Flow Readings:

Date Time	Elapsed Time	pH	Temperature	Specific Conductivity	RDO Concentration	Turbidity	ORP	Depth to Water	Flow
		+/- 0.1	+/- 0.5	+/- 5 %	+/- 0.2	+/- 5	+/- 10	+/- 0.3	
8/15/2024 1:59 PM	00:00	6.85 pH	23.72 °C	1,446.4 µS/cm	0.16 mg/L	1.86 NTU	-45.2 mV	14.68 ft	200.00 ml/min
8/15/2024 2:04 PM	05:00	6.85 pH	20.97 °C	1,529.0 µS/cm	0.08 mg/L	1.82 NTU	-42.8 mV	14.68 ft	200.00 ml/min
8/15/2024 2:09 PM	10:00	6.85 pH	20.82 °C	1,534.0 µS/cm	0.04 mg/L	1.42 NTU	-40.8 mV	14.68 ft	200.00 ml/min

Samples

Sample ID:	Description:
--	Field parameters.

Low-Flow Test Report:

Test Date / Time: 8/15/2024 11:32:31 AM
Project: GP-Plant Hammond
Operator Name: Jacob Tracy

Location Name: PT-01 **Well Diameter: 2 in** **Casing Type: PVC** **Screen Length: 10 ft** **Top of Screen: 10.3 ft** **Total Depth: 20.3 ft** **Initial Depth to Water: 10.48 ft**	**Pump Type: Peristaltic** **Tubing Type: Polyethylene** **Pump Intake From TOC: 15.3 ft** **Estimated Total Volume Pumped: 7 liter** **Flow Cell Volume: 90 ml** **Final Flow Rate: 200 ml/min** **Final Draw Down: 2.38 ft**	**Instrument Used: Aqua TROLL 400** **Serial Number: 1080297**

Test Notes:
Full Appendix III and IV and major ions.

Weather Conditions:
Sunny, 90F

Low-Flow Readings:

Date Time	Elapsed Time	pH	Temperature	Specific Conductivity	RDO Concentration	Turbidity	ORP	Depth to Water	Flow
		+/- 0.1	+/- 0.5	+/- 5 %	+/- 0.2	+/- 5	+/- 10	+/- 0.3	
8/15/2024 11:32 AM	00:00	6.44 pH	21.81 °C	408.82 µS/cm	0.29 mg/L	4.25 NTU	124.8 mV	12.12 ft	200.00 ml/min
8/15/2024 11:37 AM	05:00	6.37 pH	21.31 °C	421.79 µS/cm	0.31 mg/L	4.00 NTU	87.0 mV	12.36 ft	200.00 ml/min
8/15/2024 11:42 AM	10:00	6.34 pH	20.96 °C	437.17 µS/cm	0.24 mg/L	3.63 NTU	49.3 mV	12.65 ft	200.00 ml/min
8/15/2024 11:47 AM	15:00	6.36 pH	20.85 °C	459.37 µS/cm	0.36 mg/L	3.42 NTU	34.5 mV	12.76 ft	200.00 ml/min
8/15/2024 11:52 AM	20:00	6.38 pH	20.91 °C	466.17 µS/cm	0.13 mg/L	3.32 NTU	24.8 mV	12.82 ft	200.00 ml/min
8/15/2024 11:57 AM	25:00	6.40 pH	20.82 °C	478.24 µS/cm	0.07 mg/L	3.53 NTU	18.3 mV	12.84 ft	200.00 ml/min
8/15/2024 12:02 PM	30:00	6.42 pH	20.60 °C	477.10 µS/cm	0.08 mg/L	3.40 NTU	14.1 mV	12.86 ft	200.00 ml/min

Samples

Sample ID:	Description:
HAM-PT-01	Grab.

Low-Flow Test Report:

Test Date / Time: 8/15/2024 12:46:08 PM
Project: GP-Plant Hammond
Operator Name: Jacob Tracy

Location Name: PT-02 **Well Diameter: 2 in** **Casing Type: PVC** **Screen Length: 10 ft** **Top of Screen: 10.3 ft** **Total Depth: 20.3 ft** **Initial Depth to Water: 10.49 ft**	**Pump Type: Peristaltic** **Tubing Type: Polyethylene Pump** **Intake From TOC: 15.3 ft** **Estimated Total Volume Pumped: 8 liter** **Flow Cell Volume: 90 ml** **Final Flow Rate: 100 ml/min** **Final Draw Down: 2.81 ft**	**Instrument Used: Aqua TROLL 400** **Serial Number: 1080297**

Test Notes:
Full Appendix III and IV and major ions.

Weather Conditions:
Sunny, 90F

Low-Flow Readings:

Date Time	Elapsed Time	pH	Temperature	Specific Conductivity	RDO Concentration	Turbidity	ORP	Depth to Water	Flow
		+/- 0.1	+/- 0.5	+/- 5 %	+/- 0.2	+/- 5	+/- 10	+/- 0.3	
8/15/2024 12:46 PM	00:00	6.36 pH	22.29 °C	529.25 µS/cm	0.43 mg/L	4.96 NTU	41.5 mV	10.89 ft	200.00 ml/min
8/15/2024 12:51 PM	05:00	6.32 pH	21.99 °C	567.71 µS/cm	0.33 mg/L	4.55 NTU	32.1 mV	12.69 ft	200.00 ml/min
8/15/2024 12:56 PM	10:00	6.33 pH	22.20 °C	580.29 µS/cm	0.76 mg/L	4.22 NTU	24.7 mV	13.13 ft	200.00 ml/min
8/15/2024 1:01 PM	15:00	6.22 pH	22.32 °C	694.68 µS/cm	0.56 mg/L	3.96 NTU	22.7 mV	13.65 ft	200.00 ml/min
8/15/2024 1:06 PM	20:00	6.27 pH	22.44 °C	780.92 µS/cm	3.96 mg/L	3.22 NTU	19.4 mV	14.32 ft	200.00 ml/min
8/15/2024 1:11 PM	25:00	6.22 pH	22.29 °C	790.70 µS/cm	3.19 mg/L	3.12 NTU	22.3 mV	13.74 ft	200.00 ml/min
8/15/2024 1:16 PM	30:00	6.24 pH	21.55 °C	826.52 µS/cm	0.76 mg/L	2.85 NTU	8.4 mV	13.35 ft	200.00 ml/min
8/15/2024 1:21 PM	35:00	6.33 pH	21.38 °C	887.27 µS/cm	0.76 mg/L	3.04 NTU	-5.1 mV	13.31 ft	200.00 ml/min
8/15/2024 1:26 PM	40:00	6.37 pH	21.46 °C	923.26 µS/cm	0.50 mg/L	3.01 NTU	-15.4 mV	13.31 ft	200.00 ml/min
8/15/2024 1:31 PM	45:00	6.39 pH	22.37 °C	950.64 µS/cm	0.49 mg/L	3.00 NTU	-14.7 mV	13.30 ft	200.00 ml/min
8/15/2024 1:36 PM	50:00	6.40 pH	22.78 °C	970.84 µS/cm	0.54 mg/L	2.97 NTU	-16.0 mV	13.30 ft	200.00 ml/min

Samples

Sample ID:	Description:
HAM-PT-02	Grab.

Low-Flow Test Report:

Test Date / Time: 8/15/2024 10:10:04 AM
Project: GP-Plant Hammond
Operator Name: Jacob Tracy

Location Name: PT-03 **Well Diameter: 2 in** **Casing Type: PVC** **Screen Length: 10 ft** **Top of Screen: 12.3 ft** **Total Depth: 22.3 ft** **Initial Depth to Water: 10.48 ft**	**Pump Type: Peristaltic** **Tubing Type: Polyethylene** **Pump Intake From TOC: 17.3 ft** **Estimated Total Volume Pumped: 8 liter** **Flow Cell Volume: 90 ml** **Final Flow Rate: 200 ml/min** **Final Draw Down: 0.14 ft**	**Instrument Used: Aqua TROLL 400** **Serial Number: 1080297**

Test Notes:
Full Appendix III and IV and major ions.

Weather Conditions:
Sunny, 90F

Low-Flow Readings:

Date Time	Elapsed Time	pH	Temperature	Specific Conductivity	RDO Concentration	Turbidity	ORP	Depth to Water	Flow
		+/- 0.1	+/- 0.5	+/- 5 %	+/- 0.2	+/- 5	+/- 10	+/- 0.3	
8/15/2024 10:10 AM	00:00	4.92 pH	20.58 °C	1,228.0 µS/cm	0.71 mg/L	3.49 NTU	113.4 mV	10.48 ft	200.00 ml/min
8/15/2024 10:15 AM	05:00	4.90 pH	20.38 °C	1,259.5 µS/cm	0.59 mg/L	3.07 NTU	130.3 mV	10.58 ft	200.00 ml/min
8/15/2024 10:20 AM	10:00	4.88 pH	20.22 °C	1,280.1 µS/cm	0.55 mg/L	2.88 NTU	117.9 mV	10.62 ft	200.00 ml/min
8/15/2024 10:25 AM	15:00	4.87 pH	20.41 °C	1,291.6 µS/cm	0.56 mg/L	2.62 NTU	137.5 mV	10.62 ft	200.00 ml/min
8/15/2024 10:30 AM	20:00	4.85 pH	20.27 °C	1,305.7 µS/cm	0.51 mg/L	2.32 NTU	125.3 mV	10.62 ft	200.00 ml/min
8/15/2024 10:35 AM	25:00	4.84 pH	20.32 °C	1,376.7 µS/cm	0.55 mg/L	2.10 NTU	146.2 mV	10.62 ft	200.00 ml/min
8/15/2024 10:40 AM	30:00	4.82 pH	20.43 °C	1,339.3 µS/cm	0.56 mg/L	2.12 NTU	131.7 mV	10.62 ft	200.00 ml/min
8/15/2024 10:45 AM	35:00	4.81 pH	20.32 °C	1,347.9 µS/cm	0.52 mg/L	2.23 NTU	154.7 mV	10.62 ft	200.00 ml/min

Samples

Sample ID:	Description:
HAM-PT-03	Grab.

Low-Flow Test Report:

Test Date / Time: 8/15/2024 10:28:26 AM
Project: GP-Plant Hammond
Operator Name: Jamie Newsome

Location Name: PT-04 **Well Diameter: 2 in** **Casing Type: PVC** **Screen Length: 10 ft** **Top of Screen: 24.1 ft** **Total Depth: 34.1 ft** **Initial Depth to Water: 14.35 ft**	**Pump Type: Peristaltic** **Tubing Type: Poly** **Pump Intake From TOC: 29.1 ft** **Estimated Total Volume Pumped: 7 liter** **Flow Cell Volume: 90 ml** **Final Flow Rate: 200 ml/min** **Final Draw Down: 0 ft**	**Instrument Used: Aqua TROLL 400** **Serial Number: 1080293**

Test Notes:
Full Appendix III and IV and major ions.

Weather Conditions:
Sunny, 90F

Low-Flow Readings:

Date Time	Elapsed Time	pH	Temperature	Specific Conductivity	RDO Concentration	Turbidity	ORP	Depth to Water	Flow
		+/- 0.1	+/- 0.5	+/- 5 %	+/- 0.2	+/- 5	+/- 10	+/- 0.3	
8/15/2024 10:28 AM	00:00	6.66 pH	21.20 °C	1,488.9 µS/cm	0.15 mg/L	19.70 NTU	-43.2 mV	14.35 ft	200.00 ml/min
8/15/2024 10:33 AM	05:00	6.67 pH	21.16 °C	1,476.9 µS/cm	0.10 mg/L	14.50 NTU	-46.6 mV	14.35 ft	200.00 ml/min
8/15/2024 10:38 AM	10:00	6.68 pH	21.27 °C	1,470.3 µS/cm	0.08 mg/L	6.87 NTU	-43.5 mV	14.35 ft	200.00 ml/min
8/15/2024 10:43 AM	15:00	6.68 pH	21.08 °C	1,465.5 µS/cm	0.07 mg/L	6.01 NTU	-43.5 mV	14.35 ft	200.00 ml/min
8/15/2024 10:48 AM	20:00	6.68 pH	21.30 °C	1,460.8 µS/cm	0.06 mg/L	4.62 NTU	-47.9 mV	14.35 ft	200.00 ml/min
8/15/2024 10:53 AM	25:00	6.68 pH	21.21 °C	1,453.7 µS/cm	0.05 mg/L	4.09 NTU	-43.7 mV	14.35 ft	200.00 ml/min
8/15/2024 10:58 AM	30:00	6.68 pH	21.37 °C	1,461.0 µS/cm	0.05 mg/L	4.48 NTU	-47.9 mV	14.35 ft	200.00 ml/min

Samples

Sample ID:	Description:
HAM-PT-04	Grab.

Low-Flow Test Report:

Test Date / Time: 8/15/2024 12:50:08 PM
Project: GP-Plant Hammond
Operator Name: Jamie Newsome

Location Name: PT-05 **Well Diameter: 2 in** **Casing Type: PVC** **Screen Length: 10 ft** **Top of Screen: 25.4 ft** **Total Depth: 35.4 ft** **Initial Depth to Water: 14.71 ft**	**Pump Type: Peristaltic** **Tubing Type: Poly** **Pump Intake From TOC: 30.4 ft** **Estimated Total Volume Pumped: 7 liter** **Flow Cell Volume: 90 ml** **Final Flow Rate: 200 ml/min** **Final Draw Down: 0 ft**	**Instrument Used: Aqua TROLL 400** **Serial Number: 1080293**

Test Notes:
Full Appendix III and IV and major ions.

Weather Conditions:
Sunny, 95F

Low-Flow Readings:

Date Time	Elapsed Time	pH	Temperature	Specific Conductivity	RDO Concentration	Turbidity	ORP	Depth to Water	Flow
		+/- 0.1	+/- 0.5	+/- 5 %	+/- 0.2	+/- 5	+/- 10	+/- 0.3	
8/15/2024 12:50 PM	00:00	6.98 pH	23.88 °C	1,924.6 µS/cm	0.15 mg/L	1.64 NTU	-22.8 mV	14.71 ft	200.00 ml/min
8/15/2024 12:55 PM	05:00	6.98 pH	24.07 °C	1,939.6 µS/cm	0.10 mg/L	1.40 NTU	-24.4 mV	14.71 ft	200.00 ml/min
8/15/2024 1:00 PM	10:00	6.98 pH	24.15 °C	1,918.8 µS/cm	0.07 mg/L	1.03 NTU	-24.5 mV	14.71 ft	200.00 ml/min
8/15/2024 1:05 PM	15:00	6.97 pH	24.22 °C	1,919.1 µS/cm	0.06 mg/L	0.78 NTU	-25.9 mV	14.71 ft	200.00 ml/min
8/15/2024 1:10 PM	20:00	6.98 pH	23.30 °C	1,895.3 µS/cm	0.05 mg/L	0.76 NTU	-24.6 mV	14.71 ft	200.00 ml/min
8/15/2024 1:15 PM	25:00	6.98 pH	22.59 °C	1,901.0 µS/cm	0.04 mg/L	0.84 NTU	-22.9 mV	14.71 ft	200.00 ml/min
8/15/2024 1:20 PM	30:00	6.99 pH	22.23 °C	1,906.5 µS/cm	0.04 mg/L	0.80 NTU	-22.7 mV	14.71 ft	200.00 ml/min

Samples

Sample ID:	Description:
HAM-PT-05	Grab.

Low-Flow Test Report:

Test Date / Time: 8/15/2024 11:37:10 AM
Project: GP-Plant Hammond
Operator Name: Jamie Newsome

Location Name: PT-06 **Well Diameter: 2 in** **Casing Type: PVC** **Screen Length: 10 ft** **Top of Screen: 25.8 ft** **Total Depth: 35.8 ft** **Initial Depth to Water: 14.51 ft**	**Pump Type: Peristaltic** **Tubing Type: Poly** **Pump Intake From TOC: 30.8 ft** **Estimated Total Volume Pumped: 7 liter** **Flow Cell Volume: 90 ml** **Final Flow Rate: 200 ml/min Final Draw Down: 0 ft**	**Instrument Used: Aqua TROLL 400** **Serial Number: 1080293**

Test Notes:
Full Appendix III and IV and major ions.

Weather Conditions:
Sunny, 90F.

Low-Flow Readings:

Date Time	Elapsed Time	pH	Temperature	Specific Conductivity	RDO Concentration	Turbidity	ORP	Depth to Water	Flow
		+/- 0.1	+/- 0.5	+/- 5 %	+/- 0.2	+/- 5	+/- 10	+/- 0.3	
8/15/2024 11:37 AM	00:00	6.66 pH	21.33 °C	1,568.8 µS/cm	0.23 mg/L	2.07 NTU	8.2 mV	14.51 ft	200.00 ml/min
8/15/2024 11:42 AM	05:00	6.69 pH	20.98 °C	1,601.2 µS/cm	0.15 mg/L	2.15 NTU	-3.8 mV	14.51 ft	200.00 ml/min
8/15/2024 11:47 AM	10:00	6.68 pH	21.22 °C	1,592.4 µS/cm	0.14 mg/L	3.00 NTU	-7.3 mV	14.51 ft	200.00 ml/min
8/15/2024 11:52 AM	15:00	6.68 pH	21.46 °C	1,599.3 µS/cm	0.08 mg/L	2.77 NTU	-8.4 mV	14.51 ft	200.00 ml/min
8/15/2024 11:57 AM	20:00	6.67 pH	21.73 °C	1,596.6 µS/cm	0.07 mg/L	1.69 NTU	-9.3 mV	14.51 ft	200.00 ml/min
8/15/2024 12:02 PM	25:00	6.67 pH	21.78 °C	1,596.3 µS/cm	0.06 mg/L	2.17 NTU	-9.7 mV	14.51 ft	200.00 ml/min
8/15/2024 12:07 PM	30:00	6.68 pH	21.71 °C	1,591.1 µS/cm	0.05 mg/L	1.68 NTU	-6.6 mV	14.51 ft	200.00 ml/min

Samples

Sample ID:	Description:
HAM-PT-06	Grab.
HAM-AP2-FD-01	Grab.

CALIBRATION REPORTS

Site Name Hammond

Calibrated By E Russell

Field Instrumentation Calibration Form

Date 8/7/24

Field Conditions 70-90, sunny

Instrument	Manufactuer/ Model	Serial Number
Water Quality Meter	Aquaroll 900	1050293
Turbidity Meter	Lamotte 2020e	SN1596-3019

Calibration Standard Information				
Parameter	Standard	Lot #	Date of Expiration	Brand
Specific Conductance (µS/cm)	4,490	24005593	12/24	AVR
pH (SU)	4 00	24003593	12/24	AIR
pH (SU)	7 00	24004517	12/24	AIR
pH (SU)	10 00	24000085	12/24	AVR
D O (%)	N/A	—	—	—
ORP (mV)	228 0	24006903	12/24	AVR

Calibration					
Time Start 800		Time Finish 835			
Parameter	Standard	Calibration Value	Calibration Solution Temperature (°C)	Acceptance Criteria	Reference
Specific Conductance (µS/cm)	4,490	4490	29.11	± 10% of standard	EPA 2023
pH (SU)	4 00	4.0	29.64	± 0 1	GWMP
pH (SU)	7 00	7.0	29.77	± 0 1	GWMP
pH (SU)	10 00	10.0	29.83	± 0 1	GWMP
D O (%)	N/A	—	29.81	± 10%	NA
ORP (mV)	228 0	228	29.34	± 10	EPA 2023

	Standard	Calibration Value	Acceptance Criteria	Reference
Turbidity (NTU)	0	0.1	± 10% of standard	EPA 2023
	1	1.0		
	10	9.92		

Calibration Check					
Time Start 1300		Time Finish 1315			
Parameter	Standard	Calibration Value	Calibration Solution Temperature (°C)	Acceptance Criteria	Reference
Specific Conductance (µS/cm)	4,490	4497	35.20	± 10% of standard	EPA 2023
pH (SU)	4 00	4.0	35.21	± 0 1	GWMP
pH (SU)	7 00	7.0	35.03	± 0 1	GWMP
pH (SU)	10 00	10.0	35.13	± 0 1	GWMP

	Standard	Calibration Value	Acceptance Criteria	Reference
Turbidity (NTU)	0	0.13	± 10% of standard	EPA 2023
	1	1.1		
	10	9.97		

Notes

Site Name Hammond

Calibrated By: E. Russell

Field Instrumentation Calibration Form

Date 8/8/24

Field Conditions 70-95, Sunny

Instrument	Manufactuer/ Model	Serial Number
Water Quality Meter	aquafroll	1080293
Turbidity Meter	Lamotte 2020t	SN-15963019

Calibration Standard Information				
Parameter	Standard	Lot #	Date of Expiration	Brand
Specific Conductance (µS/cm)	4,490	24005593	12/24	AIR
pH (SU)	4 00	24005593	12/24	AIR
pH (SU)	7 00	24004517	12/24	AIR
pH (SU)	10 00	24000085	12/24	AIR
D O (%)	N/A	—	—	—
ORP (mV)	228 0	24006903	12/24	AIR

Calibration					
Time Start 900		Time Finish			
Parameter	Standard	Calibration Value	Calibration Solution Temperature (°C)	Acceptance Criteria	Reference
Specific Conductance (µS/cm)	4,490	4490	28.17	± 10% of standard	EPA 2023
pH (SU)	4 00	4.0	28.54	± 0 1	GWMP
pH (SU)	7 00	7.0	28.78	± 0 1	GWMP
pH (SU)	10 00	10.0	28.62	± 0 1	GWMP
D O (%)	N/A	100%	28.18	± 10%	NA
ORP (mV)	228 0	228	28.87	± 10	EPA 2023

	Standard	Calibration Value	Acceptance Criteria	Reference
Turbidity (NTU)	0	-0.07	± 10% of standard	EPA 2023
	1	1.0		
	10	9.90		

Calibration Check					
Time Start 1410		Time Finish 1430			
Parameter	Standard	Calibration Value	Calibration Solution Temperature (°C)	Acceptance Criteria	Reference
Specific Conductance (µS/cm)	4,490	4490	35.64	± 10% of standard	EPA 2023
pH (SU)	4 00	4.0	35.33	± 0.1	GWMP
pH (SU)	7 00	7.0	34.25	± 0.1	GWMP
pH (SU)	10 00	10.0	33.45	± 0 1	GWMP

	Standard	Calibration Value	Acceptance Criteria	Reference
Turbidity (NTU)	0	-0.10	± 10% of standard	EPA 2023
	1	1.07		
	10	9.98		

Notes

Site Name [redacted] Hammond

Field Instrumentation Calibration Form

Date 8/12/24

Calibrated By E Russell

Field Conditions 70-90, Sunny

Instrument	Manufactuer/ Model	Serial Number
Water Quality Meter	Aquatroll 400	1080293
Turbidity Meter	LaMotte 2020	SN1596-3019

Calibration Standard Information				
Parameter	Standard	Lot #	Date of Expiration	Brand
Specific Conductance (µS/cm)	4,490	24005593	12/24	ATR
pH (SU)	4 00	24005593	12/24	ATR
pH (SU)	7 00	24004517	12/24	ATR
pH (SU)	10 00	24000085	12/24	ATR
D O (%)	N/A	—	—	ATR
ORP (mV)	228 0	24006903	12/24	ATR

Calibration					
Time Start 735		Time Finish 755			
Parameter	Standard	Calibration Value	Calibration Solution Temperature (°C)	Acceptance Criteria	Reference
Specific Conductance (µS/cm)	4,490	4490	22.06	± 10% of standard	EPA 2023
pH (SU)	4 00	4.0	22.13	± 0 1	GWMP
pH (SU)	7 00	7.0	22.67	± 0 1	GWMP
pH (SU)	10 00	10.0	23.02	± 0 1	GWMP
D O (%)	N/A	100	22.80	± 10%	NA
ORP (mV)	228 0	228	23.08	± 10	EPA 2023

	Standard	Calibration Value	Acceptance Criteria	Reference
Turbidity (NTU)	0	.23	± 10% of standard	EPA 2023
	1	1.07		
	10	9.98		

Calibration Check					
Time Start		Time Finish			
Parameter	Standard	Calibration Value	Calibration Solution Temperature (°C)	Acceptance Criteria	Reference
Specific Conductance (µS/cm)	4,490			± 10% of standard	EPA 2023
pH (SU)	4 00			± 0 1	GWMP
pH (SU)	7 00			± 0 1	GWMP
pH (SU)	10 00			± 0 1	GWMP

	Standard	Calibration Value	Acceptance Criteria	Reference
Turbidity (NTU)			± 10% of standard	EPA 2023

N/A

Notes

done before 2pm no mid day calibration

November 2024

LABORATORY ANALYTICAL RESULTS

Pace Analytical Services, LLC
9800 Kincey Ave. Suite 100
Huntersville, NC 28078
(704)875-9092

November 27, 2024

Kristen Jurinko
Southern Company
241 Ralph McGill Blvd NE
Bin 10160
Atlanta, GA 30308

RE: Project: Hammond AP-2-CA-20241114
Pace Project No.: 92764273

Dear Kristen Jurinko:

Enclosed are the analytical results for sample(s) received by the laboratory on November 18, 2024. The results relate only to the samples included in this report. Results reported herein conform to the applicable TNI/NELAC Standards and the laboratory's Quality Manual, where applicable, unless otherwise noted in the body of the report.

The test results provided in this final report were generated by each of the following laboratories within the Pace Network:

- Pace Analytical Services - Asheville
- Pace Analytical Services - Peachtree Corners, GA

If you have any questions concerning this report, please feel free to contact me.

Sincerely,

Bonnie Vang

Bonnie Vang
bonnie.vang@pacelabs.com
704-977-0968
Project Manager

Enclosures

cc: Kip Gray, Geosyntec
Christine Hug, Geosyntec Consultants, Inc.
Thomas Kessler, Geosyntec Consultants
Whitney Law, Geosyntec Consultants
Laura Midkiff, Southern Company
Caroline Nelson, Geosyntec Consultants, Inc
Jamie Newsome, Geosyntec Consultants
Zain Webb, Geosyntec Consultants

This report shall not be reproduced, except in full,
without the written consent of Pace Analytical Services, LLC.

Pace Analytical Services, LLC
9800 Kincey Ave. Suite 100
Huntersville, NC 28078
(704)875-9092

CERTIFICATIONS

Project: Hammond AP-2-CA-20241114
Pace Project No.: 92764273

Pace Analytical Services Asheville
2225 Riverside Drive, Asheville, NC 28804
Florida/NELAP Certification #: E87648
North Carolina Drinking Water Certification #: 37712
North Carolina Wastewater Certification #: 40
South Carolina Laboratory ID: 99030
South Carolina Certification #: 99030001
Virginia/VELAP Certification #: 460222

Pace Analytical Services Peachtree Corners
110 Technology Pkwy, Peachtree Corners, GA 30092
Florida DOH Certification #: E87315
Georgia DW Inorganics Certification #: 812
North Carolina Certification #: 381
South Carolina Certification #: 98011001
Virginia Certification #: 460204

This report shall not be reproduced, except in full,
without the written consent of Pace Analytical Services, LLC.

Pace Analytical Services, LLC
9800 Kincey Ave. Suite 100
Huntersville, NC 28078
(704)875-9092

SAMPLE SUMMARY

Project: Hammond AP-2-CA-20241114
Pace Project No.: 92764273

Lab ID	Sample ID	Matrix	Date Collected	Date Received
92764273001	**HAM-PT-01**	Water	11/14/24 11:11	11/18/24 11:25
92764273002	**HAM-PT-02**	Water	11/14/24 13:18	11/18/24 11:25
92764273003	**HAM-PT-03**	Water	11/14/24 09:51	11/18/24 11:25
92764273004	**HAM-PT-04**	Water	11/14/24 13:59	11/18/24 11:25
92764273005	**HAM-PT-05**	Water	11/14/24 11:57	11/18/24 11:25
92764273006	**HAM-PT-06**	Water	11/14/24 10:33	11/18/24 11:25
92764273007	**HAM-AP2-EB-01**	Water	11/15/24 10:50	11/18/24 11:25
92764273008	**HAM-AP2-FB-01**	Water	11/15/24 10:45	11/18/24 11:25
92764273009	**HAM-AP2-FD-01**	Water	11/14/24 00:00	11/18/24 11:25

This report shall not be reproduced, except in full,
without the written consent of Pace Analytical Services, LLC.

Pace Analytical Services, LLC
9800 Kincey Ave. Suite 100
Huntersville, NC 28078
(704)875-9092

SAMPLE ANALYTE COUNT

Project: Hammond AP-2-CA-20241114
Pace Project No.: 92764273

Lab ID	Sample ID	Method	Analysts	Analytes Reported
92764273001	**HAM-PT-01**	EPA 6010D	AJM	6
		EPA 6020B	CW1	13
		EPA 7470A	VB	1
		SM 2540C-2015	DL1	1
		SM 2320B-2011	YEG	3
		SM 4500-S2D-2011	JP1	1
		EPA 300.0 Rev 2.1 1993	JCM	3
92764273002	**HAM-PT-02**	EPA 6010D	AJM	6
		EPA 6020B	CW1	13
		EPA 7470A	VB	1
		SM 2540C-2015	DL1	1
		SM 2320B-2011	YEG	3
		SM 4500-S2D-2011	JP1	1
		EPA 300.0 Rev 2.1 1993	JCM	3
92764273003	**HAM-PT-03**	EPA 6010D	AJM	6
		EPA 6020B	CW1	13
		EPA 7470A	VB	1
		SM 2540C-2015	DL1	1
		SM 2320B-2011	YEG	3
		SM 4500-S2D-2011	JP1	1
		EPA 300.0 Rev 2.1 1993	JCM	3
92764273004	**HAM-PT-04**	EPA 6010D	AJM	6
		EPA 6020B	CW1	13
		EPA 7470A	VB	1
		SM 2540C-2015	DL1	1
		SM 2320B-2011	YEG	3
		SM 4500-S2D-2011	JP1	1
		EPA 300.0 Rev 2.1 1993	JCM	3
92764273005	**HAM-PT-05**	EPA 6010D	AJM	6
		EPA 6020B	CW1	13
		EPA 7470A	VB	1
		SM 2540C-2015	DL1	1
		SM 2320B-2011	YEG	3
		SM 4500-S2D-2011	JP1	1
		EPA 300.0 Rev 2.1 1993	JCM	3
92764273006	**HAM-PT-06**	EPA 6010D	AJM	6
		EPA 6020B	CW1	13

This report shall not be reproduced, except in full,
without the written consent of Pace Analytical Services, LLC.

Pace Analytical Services, LLC
9800 Kincey Ave. Suite 100
Huntersville, NC 28078
(704)875-9092

SAMPLE ANALYTE COUNT

Project: Hammond AP-2-CA-20241114
Pace Project No.: 92764273

Lab ID	Sample ID	Method	Analysts	Analytes Reported
		EPA 7470A	VB	1
		SM 2540C-2015	DL1	1
		SM 2320B-2011	YEG	3
		SM 4500-S2D-2011	JP1	1
		EPA 300.0 Rev 2.1 1993	JCM	3
92764273007	**HAM-AP2-EB-01**	EPA 6010D	AJM	6
		EPA 6020B	CW1	13
		EPA 7470A	VB	1
		SM 2540C-2015	DL1	1
		SM 2320B-2011	YEG	3
		SM 4500-S2D-2011	JP1	1
		EPA 300.0 Rev 2.1 1993	JCM	3
92764273008	**HAM-AP2-FB-01**	EPA 6010D	AJM	6
		EPA 6020B	CW1	13
		EPA 7470A	VB	1
		SM 2540C-2015	DL1	1
		SM 2320B-2011	YEG	3
		SM 4500-S2D-2011	JP1	1
		EPA 300.0 Rev 2.1 1993	JCM	3
92764273009	**HAM-AP2-FD-01**	EPA 6010D	AJM	6
		EPA 6020B	CW1	13
		EPA 7470A	VB	1
		SM 2540C-2015	DL1	1
		SM 2320B-2011	YEG	3
		SM 4500-S2D-2011	JP1	1
		EPA 300.0 Rev 2.1 1993	JCM	3

PASI-A = Pace Analytical Services - Asheville
PASI-GA = Pace Analytical Services - Peachtree Corners, GA

This report shall not be reproduced, except in full,
without the written consent of Pace Analytical Services, LLC.

Pace Analytical Services, LLC
9800 Kincey Ave. Suite 100
Huntersville, NC 28078
(704)875-9092

SUMMARY OF DETECTION

Project: Hammond AP-2-CA-20241114
Pace Project No.: 92764273

Lab Sample ID Method	Client Sample ID Parameters	Result	Units	Report Limit	Analyzed	Qualifiers
92764273001	**HAM-PT-01**					
EPA 6010D	Iron	3.9	mg/L	0.040	11/19/24 18:00	
EPA 6010D	Manganese	1.3	mg/L	0.040	11/19/24 18:00	
EPA 6010D	Potassium	11.3	mg/L	0.50	11/19/24 18:00	
EPA 6010D	Sodium	39.9	mg/L	1.0	11/19/24 18:00	
EPA 6010D	Calcium	62.3	mg/L	1.0	11/19/24 18:00	
EPA 6010D	Magnesium	6.3	mg/L	0.050	11/19/24 18:00	
EPA 6020B	Arsenic	0.0011J	mg/L	0.0050	11/22/24 13:41	
EPA 6020B	Barium	0.025	mg/L	0.0050	11/22/24 13:41	
EPA 6020B	Boron	2.1	mg/L	0.40	11/22/24 16:07	
EPA 6020B	Cobalt	0.0048J	mg/L	0.0050	11/22/24 13:41	
EPA 6020B	Selenium	0.0011J	mg/L	0.0050	11/22/24 13:41	
SM 2540C-2015	Total Dissolved Solids	393	mg/L	25.0	11/19/24 12:43	
SM 2320B-2011	Alkalinity,Bicarbonate (CaCO3)	67.3	mg/L	5.0	11/20/24 19:25	
SM 2320B-2011	Alkalinity, Total as CaCO3	67.3	mg/L	5.0	11/20/24 19:25	
EPA 300.0 Rev 2.1 1993	Chloride	21.9	mg/L	1.0	11/19/24 07:41	
EPA 300.0 Rev 2.1 1993	Fluoride	0.17	mg/L	0.10	11/19/24 07:41	
EPA 300.0 Rev 2.1 1993	Sulfate	136	mg/L	3.0	11/19/24 16:34	
92764273002	**HAM-PT-02**					
EPA 6010D	Iron	5.7	mg/L	0.040	11/19/24 18:05	
EPA 6010D	Manganese	6.6	mg/L	0.040	11/19/24 18:05	
EPA 6010D	Potassium	6.7	mg/L	0.50	11/19/24 18:05	
EPA 6010D	Sodium	86.5	mg/L	1.0	11/19/24 18:05	M1
EPA 6010D	Calcium	243	mg/L	1.0	11/19/24 18:05	M1
EPA 6010D	Magnesium	23.6	mg/L	0.050	11/19/24 18:05	M1
EPA 6020B	Antimony	0.00055J	mg/L	0.0030	11/22/24 13:57	
EPA 6020B	Arsenic	0.0023J	mg/L	0.0050	11/22/24 13:57	
EPA 6020B	Barium	0.038	mg/L	0.0050	11/22/24 13:57	
EPA 6020B	Boron	5.5	mg/L	0.40	11/22/24 16:19	
EPA 6020B	Cobalt	0.022	mg/L	0.0050	11/22/24 13:57	
EPA 6020B	Selenium	0.0011J	mg/L	0.0050	11/22/24 13:57	
SM 2540C-2015	Total Dissolved Solids	1340	mg/L	50.0	11/19/24 12:44	
SM 2320B-2011	Alkalinity,Bicarbonate (CaCO3)	127	mg/L	5.0	11/20/24 19:33	
SM 2320B-2011	Alkalinity, Total as CaCO3	127	mg/L	5.0	11/20/24 19:33	
EPA 300.0 Rev 2.1 1993	Chloride	83.6	mg/L	10.0	11/19/24 08:26	
EPA 300.0 Rev 2.1 1993	Fluoride	0.12	mg/L	0.10	11/19/24 09:12	
EPA 300.0 Rev 2.1 1993	Sulfate	469	mg/L	10.0	11/19/24 08:26	
92764273003	**HAM-PT-03**					
EPA 6010D	Iron	0.091	mg/L	0.040	11/19/24 18:25	
EPA 6010D	Manganese	4.1	mg/L	0.040	11/19/24 18:25	
EPA 6010D	Potassium	8.8	mg/L	0.50	11/19/24 18:25	
EPA 6010D	Sodium	77.6	mg/L	1.0	11/19/24 18:25	
EPA 6010D	Calcium	246	mg/L	1.0	11/19/24 18:25	
EPA 6010D	Magnesium	22.1	mg/L	0.050	11/19/24 18:25	
EPA 6020B	Arsenic	0.0024J	mg/L	0.0050	11/22/24 14:01	
EPA 6020B	Barium	0.024	mg/L	0.0050	11/22/24 14:01	
EPA 6020B	Beryllium	0.0012	mg/L	0.00050	11/22/24 14:01	

This report shall not be reproduced, except in full,
without the written consent of Pace Analytical Services, LLC.

Pace Analytical Services, LLC
9800 Kincey Ave. Suite 100
Huntersville, NC 28078
(704)875-9092

SUMMARY OF DETECTION

Project: Hammond AP-2-CA-20241114
Pace Project No.: 92764273

Lab Sample ID Method	Client Sample ID Parameters	Result	Units	Report Limit	Analyzed	Qualifiers
92764273003	**HAM-PT-03**					
EPA 6020B	Boron	6.1	mg/L	0.40	11/22/24 16:23	
EPA 6020B	Cadmium	0.00034J	mg/L	0.00050	11/22/24 14:01	
EPA 6020B	Cobalt	0.061	mg/L	0.0050	11/22/24 14:01	
EPA 6020B	Lead	0.0011	mg/L	0.0010	11/22/24 14:01	
EPA 6020B	Selenium	0.0040J	mg/L	0.0050	11/22/24 14:01	
SM 2540C-2015	Total Dissolved Solids	1330	mg/L	50.0	11/19/24 12:44	
SM 2320B-2011	Alkalinity,Bicarbonate (CaCO3)	33.6	mg/L	5.0	11/20/24 19:50	
SM 2320B-2011	Alkalinity, Total as CaCO3	33.6	mg/L	5.0	11/20/24 19:50	
EPA 300.0 Rev 2.1 1993	Chloride	93.7	mg/L	1.0	11/19/24 20:56	
EPA 300.0 Rev 2.1 1993	Fluoride	0.44	mg/L	0.10	11/19/24 20:56	
EPA 300.0 Rev 2.1 1993	Sulfate	576	mg/L	10.0	11/19/24 08:42	
92764273004	**HAM-PT-04**					
EPA 6010D	Iron	5.6	mg/L	0.040	11/19/24 18:30	
EPA 6010D	Manganese	10.1	mg/L	0.040	11/19/24 18:30	
EPA 6010D	Potassium	5.9	mg/L	0.50	11/19/24 18:30	
EPA 6010D	Sodium	78.8	mg/L	1.0	11/19/24 18:30	
EPA 6010D	Calcium	249	mg/L	1.0	11/19/24 18:30	
EPA 6010D	Magnesium	18.5	mg/L	0.050	11/19/24 18:30	
EPA 6020B	Arsenic	0.0088	mg/L	0.0050	11/22/24 14:06	
EPA 6020B	Barium	0.025	mg/L	0.0050	11/22/24 14:06	
EPA 6020B	Boron	6.2	mg/L	0.40	11/22/24 16:28	
EPA 6020B	Cobalt	0.034	mg/L	0.0050	11/22/24 14:06	
EPA 6020B	Lithium	0.0030J	mg/L	0.030	11/22/24 14:06	
EPA 6020B	Molybdenum	0.00080J	mg/L	0.010	11/22/24 14:06	
EPA 6020B	Thallium	0.00062J	mg/L	0.0010	11/22/24 14:06	
SM 2540C-2015	Total Dissolved Solids	1260	mg/L	50.0	11/19/24 12:44	
SM 2320B-2011	Alkalinity,Bicarbonate (CaCO3)	281	mg/L	5.0	11/20/24 20:08	
SM 2320B-2011	Alkalinity, Total as CaCO3	281	mg/L	5.0	11/20/24 20:08	
EPA 300.0 Rev 2.1 1993	Chloride	99.0	mg/L	1.0	11/19/24 08:57	
EPA 300.0 Rev 2.1 1993	Fluoride	0.092J	mg/L	0.10	11/19/24 08:57	
EPA 300.0 Rev 2.1 1993	Sulfate	346	mg/L	8.0	11/19/24 16:49	
92764273005	**HAM-PT-05**					
EPA 6010D	Iron	0.74	mg/L	0.040	11/19/24 18:45	
EPA 6010D	Manganese	4.0	mg/L	0.040	11/19/24 18:45	
EPA 6010D	Potassium	4.2	mg/L	0.50	11/19/24 18:45	
EPA 6010D	Sodium	275	mg/L	1.0	11/19/24 18:45	
EPA 6010D	Calcium	166	mg/L	1.0	11/19/24 18:45	
EPA 6010D	Magnesium	14.8	mg/L	0.050	11/19/24 18:45	
EPA 6020B	Arsenic	0.00096J	mg/L	0.0050	11/22/24 14:10	
EPA 6020B	Barium	0.027	mg/L	0.0050	11/22/24 14:10	
EPA 6020B	Boron	5.9	mg/L	0.40	11/22/24 16:32	
EPA 6020B	Cobalt	0.0099	mg/L	0.0050	11/22/24 14:10	
EPA 6020B	Lithium	0.0025J	mg/L	0.030	11/22/24 14:10	
EPA 6020B	Molybdenum	0.00084J	mg/L	0.010	11/22/24 14:10	
SM 2540C-2015	Total Dissolved Solids	1340	mg/L	50.0	11/19/24 12:45	
SM 2320B-2011	Alkalinity,Bicarbonate (CaCO3)	473	mg/L	5.0	11/21/24 18:29	

This report shall not be reproduced, except in full,
without the written consent of Pace Analytical Services, LLC.

Pace Analytical Services, LLC
9800 Kincey Ave. Suite 100
Huntersville, NC 28078
(704)875-9092

SUMMARY OF DETECTION

Project: Hammond AP-2-CA-20241114
Pace Project No.: 92764273

Lab Sample ID Method	Client Sample ID Parameters	Result	Units	Report Limit	Analyzed	Qualifiers
92764273005	**HAM-PT-05**					
SM 2320B-2011	Alkalinity, Total as CaCO3	473	mg/L	5.0	11/21/24 18:29	
EPA 300.0 Rev 2.1 1993	Chloride	90.5	mg/L	8.0	11/19/24 17:04	
EPA 300.0 Rev 2.1 1993	Fluoride	0.093J	mg/L	0.10	11/19/24 09:27	
EPA 300.0 Rev 2.1 1993	Sulfate	354	mg/L	8.0	11/19/24 17:04	
92764273006	**HAM-PT-06**					
EPA 6010D	Iron	1.9	mg/L	0.040	11/19/24 18:50	
EPA 6010D	Manganese	8.4	mg/L	0.040	11/19/24 18:50	
EPA 6010D	Potassium	5.9	mg/L	0.50	11/19/24 18:50	
EPA 6010D	Sodium	138	mg/L	1.0	11/19/24 18:50	
EPA 6010D	Calcium	242	mg/L	1.0	11/19/24 18:50	
EPA 6010D	Magnesium	19.7	mg/L	0.050	11/19/24 18:50	
EPA 6020B	Arsenic	0.0030J	mg/L	0.0050	11/22/24 14:22	
EPA 6020B	Barium	0.026	mg/L	0.0050	11/22/24 14:22	
EPA 6020B	Boron	6.3	mg/L	0.40	11/22/24 16:36	
EPA 6020B	Cadmium	0.00011J	mg/L	0.00050	11/22/24 14:22	
EPA 6020B	Cobalt	0.022	mg/L	0.0050	11/22/24 14:22	
EPA 6020B	Lithium	0.0033J	mg/L	0.030	11/22/24 14:22	
EPA 6020B	Selenium	0.0012J	mg/L	0.0050	11/22/24 14:22	
EPA 6020B	Thallium	0.00051J	mg/L	0.0010	11/22/24 14:22	
SM 2540C-2015	Total Dissolved Solids	1260	mg/L	50.0	11/19/24 12:46	
SM 2320B-2011	Alkalinity,Bicarbonate (CaCO3)	335	mg/L	5.0	11/20/24 21:24	
SM 2320B-2011	Alkalinity, Total as CaCO3	335	mg/L	5.0	11/20/24 21:24	
EPA 300.0 Rev 2.1 1993	Chloride	88.7	mg/L	9.0	11/19/24 17:19	M1
EPA 300.0 Rev 2.1 1993	Fluoride	0.077J	mg/L	0.10	11/19/24 09:43	
EPA 300.0 Rev 2.1 1993	Sulfate	361	mg/L	9.0	11/19/24 17:19	M1
92764273007	**HAM-AP2-EB-01**					
EPA 6010D	Iron	0.031J	mg/L	0.040	11/19/24 18:55	
EPA 6010D	Sodium	1.0	mg/L	1.0	11/19/24 18:55	
EPA 6010D	Calcium	0.57J	mg/L	1.0	11/19/24 18:55	
EPA 6010D	Magnesium	0.13	mg/L	0.050	11/19/24 18:55	
EPA 6020B	Barium	0.0030J	mg/L	0.0050	11/22/24 16:03	
EPA 6020B	Boron	0.013J	mg/L	0.040	11/22/24 16:03	
EPA 6020B	Lead	0.00033J	mg/L	0.0010	11/22/24 16:03	
SM 2540C-2015	Total Dissolved Solids	77.0	mg/L	25.0	11/19/24 12:46	
92764273008	**HAM-AP2-FB-01**					
EPA 6020B	Boron	0.038J	mg/L	0.040	11/22/24 14:31	
SM 2540C-2015	Total Dissolved Solids	111	mg/L	25.0	11/19/24 12:47	
92764273009	**HAM-AP2-FD-01**					
EPA 6010D	Iron	6.1	mg/L	0.040	11/19/24 19:04	
EPA 6010D	Manganese	6.0	mg/L	0.040	11/19/24 19:04	
EPA 6010D	Potassium	6.9	mg/L	0.50	11/19/24 19:04	
EPA 6010D	Sodium	86.2	mg/L	1.0	11/19/24 19:04	
EPA 6010D	Calcium	211	mg/L	1.0	11/19/24 19:04	
EPA 6010D	Magnesium	20.5	mg/L	0.050	11/19/24 19:04	
EPA 6020B	Arsenic	0.0028J	mg/L	0.0050	11/22/24 14:35	

This report shall not be reproduced, except in full,
without the written consent of Pace Analytical Services, LLC.

Pace Analytical Services, LLC
9800 Kincey Ave. Suite 100
Huntersville, NC 28078
(704)875-9092

SUMMARY OF DETECTION

Project: Hammond AP-2-CA-20241114
Pace Project No.: 92764273

Lab Sample ID Method	Client Sample ID Parameters	Result	Units	Report Limit	Analyzed	Qualifiers
92764273009	**HAM-AP2-FD-01**					
EPA 6020B	Barium	0.036	mg/L	0.0050	11/22/24 14:35	
EPA 6020B	Boron	5.2	mg/L	0.40	11/22/24 16:40	
EPA 6020B	Cobalt	0.020	mg/L	0.0050	11/22/24 14:35	
EPA 6020B	Selenium	0.0014J	mg/L	0.0050	11/22/24 14:35	
SM 2540C-2015	Total Dissolved Solids	1110	mg/L	25.0	11/19/24 12:46	
SM 2320B-2011	Alkalinity,Bicarbonate (CaCO3)	136	mg/L	5.0	11/20/24 21:51	
SM 2320B-2011	Alkalinity, Total as CaCO3	136	mg/L	5.0	11/20/24 21:51	
EPA 300.0 Rev 2.1 1993	Chloride	97.1	mg/L	1.0	11/19/24 10:29	
EPA 300.0 Rev 2.1 1993	Fluoride	0.13	mg/L	0.10	11/19/24 10:29	
EPA 300.0 Rev 2.1 1993	Sulfate	435	mg/L	10.0	11/19/24 18:35	

This report shall not be reproduced, except in full,
without the written consent of Pace Analytical Services, LLC.

Pace Analytical Services, LLC
9800 Kincey Ave. Suite 100
Huntersville, NC 28078
(704)875-9092

ANALYTICAL RESULTS

Project: Hammond AP-2-CA-20241114
Pace Project No.: 92764273

Sample: HAM-PT-01 **Lab ID: 92764273001** Collected: 11/14/24 11:11 Received: 11/18/24 11:25 Matrix: Water

Parameters	Results	Units	Report Limit	MDL	DF	Prepared	Analyzed	CAS No.	Qual
6010D ATL ICP	Analytical Method: EPA 6010D Preparation Method: EPA 3010A								
	Pace Analytical Services - Peachtree Corners, GA								
Iron	**3.9**	mg/L	0.040	0.025	1	11/19/24 14:42	11/19/24 18:00	7439-89-6	
Manganese	**1.3**	mg/L	0.040	0.011	1	11/19/24 14:42	11/19/24 18:00	7439-96-5	
Potassium	**11.3**	mg/L	0.50	0.15	1	11/19/24 14:42	11/19/24 18:00	7440-09-7	
Sodium	**39.9**	mg/L	1.0	0.58	1	11/19/24 14:42	11/19/24 18:00	7440-23-5	
Calcium	**62.3**	mg/L	1.0	0.12	1	11/19/24 14:42	11/19/24 18:00	7440-70-2	
Magnesium	**6.3**	mg/L	0.050	0.012	1	11/19/24 14:42	11/19/24 18:00	7439-95-4	
6020 MET ICPMS	Analytical Method: EPA 6020B Preparation Method: EPA 3005A								
	Pace Analytical Services - Peachtree Corners, GA								
Antimony	ND	mg/L	0.0030	0.00054	1	11/19/24 14:33	11/22/24 13:41	7440-36-0	
Arsenic	**0.0011J**	mg/L	0.0050	0.00084	1	11/19/24 14:33	11/22/24 13:41	7440-38-2	
Barium	**0.025**	mg/L	0.0050	0.00047	1	11/19/24 14:33	11/22/24 13:41	7440-39-3	
Beryllium	ND	mg/L	0.00050	0.000094	1	11/19/24 14:33	11/22/24 13:41	7440-41-7	
Boron	**2.1**	mg/L	0.40	0.12	10	11/19/24 14:33	11/22/24 16:07	7440-42-8	
Cadmium	ND	mg/L	0.00050	0.00010	1	11/19/24 14:33	11/22/24 13:41	7440-43-9	
Chromium	ND	mg/L	0.0050	0.0019	1	11/19/24 14:33	11/22/24 13:41	7440-47-3	
Cobalt	**0.0048J**	mg/L	0.0050	0.00032	1	11/19/24 14:33	11/22/24 13:41	7440-48-4	
Lead	ND	mg/L	0.0010	0.00016	1	11/19/24 14:33	11/22/24 13:41	7439-92-1	
Lithium	ND	mg/L	0.030	0.0016	1	11/19/24 14:33	11/22/24 13:41	7439-93-2	
Molybdenum	ND	mg/L	0.010	0.00062	1	11/19/24 14:33	11/22/24 13:41	7439-98-7	
Selenium	**0.0011J**	mg/L	0.0050	0.00096	1	11/19/24 14:33	11/22/24 13:41	7782-49-2	
Thallium	ND	mg/L	0.0010	0.00038	1	11/19/24 14:33	11/22/24 13:41	7440-28-0	
7470 Mercury	Analytical Method: EPA 7470A Preparation Method: EPA 7470A								
	Pace Analytical Services - Peachtree Corners, GA								
Mercury	ND	mg/L	0.00020	0.00013	1	11/26/24 11:00	11/26/24 14:36	7439-97-6	
2540C Total Dissolved Solids	Analytical Method: SM 2540C-2015								
	Pace Analytical Services - Peachtree Corners, GA								
Total Dissolved Solids	**393**	mg/L	25.0	25.0	1		11/19/24 12:43		
2320B Alkalinity	Analytical Method: SM 2320B-2011								
	Pace Analytical Services - Asheville								
Alkalinity,Bicarbonate (CaCO3)	**67.3**	mg/L	5.0	5.0	1		11/20/24 19:25		
Alkalinity,Carbonate (CaCO3)	ND	mg/L	5.0	5.0	1		11/20/24 19:25		
Alkalinity, Total as CaCO3	**67.3**	mg/L	5.0	5.0	1		11/20/24 19:25		
4500S2D Sulfide Water	Analytical Method: SM 4500-S2D-2011								
	Pace Analytical Services - Asheville								
Sulfide	ND	mg/L	0.10	0.022	1		11/20/24 03:43	18496-25-8	
300.0 IC Anions 28 Days	Analytical Method: EPA 300.0 Rev 2.1 1993								
	Pace Analytical Services - Asheville								
Chloride	**21.9**	mg/L	1.0	0.60	1		11/19/24 07:41	16887-00-6	

This report shall not be reproduced, except in full,
without the written consent of Pace Analytical Services, LLC.

Pace Analytical Services, LLC
9800 Kincey Ave. Suite 100
Huntersville, NC 28078
(704)875-9092

ANALYTICAL RESULTS

Project: Hammond AP-2-CA-20241114
Pace Project No.: 92764273

Sample: HAM-PT-01 **Lab ID: 92764273001** Collected: 11/14/24 11:11 Received: 11/18/24 11:25 Matrix: Water

Parameters	Results	Units	Report Limit	MDL	DF	Prepared	Analyzed	CAS No.	Qual
300.0 IC Anions 28 Days	Analytical Method: EPA 300.0 Rev 2.1 1993 Pace Analytical Services - Asheville								
Fluoride	**0.17**	mg/L	0.10	0.050	1		11/19/24 07:41	16984-48-8	
Sulfate	**136**	mg/L	3.0	1.5	3		11/19/24 16:34	14808-79-8	

This report shall not be reproduced, except in full,
without the written consent of Pace Analytical Services, LLC.

Pace Analytical Services, LLC
9800 Kincey Ave. Suite 100
Huntersville, NC 28078
(704)875-9092

ANALYTICAL RESULTS

Project: Hammond AP-2-CA-20241114
Pace Project No.: 92764273

Sample: HAM-PT-02 **Lab ID: 92764273002** Collected: 11/14/24 13:18 Received: 11/18/24 11:25 Matrix: Water

Parameters	Results	Units	Report Limit	MDL	DF	Prepared	Analyzed	CAS No.	Qual
6010D ATL ICP	Analytical Method: EPA 6010D Preparation Method: EPA 3010A Pace Analytical Services - Peachtree Corners, GA								
Iron	**5.7**	mg/L	0.040	0.025	1	11/19/24 14:42	11/19/24 18:05	7439-89-6	
Manganese	**6.6**	mg/L	0.040	0.011	1	11/19/24 14:42	11/19/24 18:05	7439-96-5	
Potassium	**6.7**	mg/L	0.50	0.15	1	11/19/24 14:42	11/19/24 18:05	7440-09-7	
Sodium	**86.5**	mg/L	1.0	0.58	1	11/19/24 14:42	11/19/24 18:05	7440-23-5	M1
Calcium	**243**	mg/L	1.0	0.12	1	11/19/24 14:42	11/19/24 18:05	7440-70-2	M1
Magnesium	**23.6**	mg/L	0.050	0.012	1	11/19/24 14:42	11/19/24 18:05	7439-95-4	M1
6020 MET ICPMS	Analytical Method: EPA 6020B Preparation Method: EPA 3005A Pace Analytical Services - Peachtree Corners, GA								
Antimony	**0.00055J**	mg/L	0.0030	0.00054	1	11/19/24 14:33	11/22/24 13:57	7440-36-0	
Arsenic	**0.0023J**	mg/L	0.0050	0.00084	1	11/19/24 14:33	11/22/24 13:57	7440-38-2	
Barium	**0.038**	mg/L	0.0050	0.00047	1	11/19/24 14:33	11/22/24 13:57	7440-39-3	
Beryllium	ND	mg/L	0.00050	0.000094	1	11/19/24 14:33	11/22/24 13:57	7440-41-7	
Boron	**5.5**	mg/L	0.40	0.12	10	11/19/24 14:33	11/22/24 16:19	7440-42-8	
Cadmium	ND	mg/L	0.00050	0.00010	1	11/19/24 14:33	11/22/24 13:57	7440-43-9	
Chromium	ND	mg/L	0.0050	0.0019	1	11/19/24 14:33	11/22/24 13:57	7440-47-3	
Cobalt	**0.022**	mg/L	0.0050	0.00032	1	11/19/24 14:33	11/22/24 13:57	7440-48-4	
Lead	ND	mg/L	0.0010	0.00016	1	11/19/24 14:33	11/22/24 13:57	7439-92-1	
Lithium	ND	mg/L	0.030	0.0016	1	11/19/24 14:33	11/22/24 13:57	7439-93-2	
Molybdenum	ND	mg/L	0.010	0.00062	1	11/19/24 14:33	11/22/24 13:57	7439-98-7	
Selenium	**0.0011J**	mg/L	0.0050	0.00096	1	11/19/24 14:33	11/22/24 13:57	7782-49-2	
Thallium	ND	mg/L	0.0010	0.00038	1	11/19/24 14:33	11/22/24 13:57	7440-28-0	
7470 Mercury	Analytical Method: EPA 7470A Preparation Method: EPA 7470A Pace Analytical Services - Peachtree Corners, GA								
Mercury	ND	mg/L	0.00020	0.00013	1	11/26/24 11:00	11/26/24 14:39	7439-97-6	
2540C Total Dissolved Solids	Analytical Method: SM 2540C-2015 Pace Analytical Services - Peachtree Corners, GA								
Total Dissolved Solids	**1340**	mg/L	50.0	50.0	1		11/19/24 12:44		
2320B Alkalinity	Analytical Method: SM 2320B-2011 Pace Analytical Services - Asheville								
Alkalinity,Bicarbonate (CaCO3)	**127**	mg/L	5.0	5.0	1		11/20/24 19:33		
Alkalinity,Carbonate (CaCO3)	ND	mg/L	5.0	5.0	1		11/20/24 19:33		
Alkalinity, Total as CaCO3	**127**	mg/L	5.0	5.0	1		11/20/24 19:33		
4500S2D Sulfide Water	Analytical Method: SM 4500-S2D-2011 Pace Analytical Services - Asheville								
Sulfide	ND	mg/L	0.10	0.022	1		11/20/24 03:43	18496-25-8	
300.0 IC Anions 28 Days	Analytical Method: EPA 300.0 Rev 2.1 1993 Pace Analytical Services - Asheville								
Chloride	**83.6**	mg/L	10.0	6.0	10		11/19/24 08:26	16887-00-6	

REPORT OF LABORATORY ANALYSIS

This report shall not be reproduced, except in full,
without the written consent of Pace Analytical Services, LLC.

Pace Analytical Services, LLC
9800 Kincey Ave. Suite 100
Huntersville, NC 28078
(704)875-9092

ANALYTICAL RESULTS

Project: Hammond AP-2-CA-20241114
Pace Project No.: 92764273

Sample: HAM-PT-02 **Lab ID: 92764273002** Collected: 11/14/24 13:18 Received: 11/18/24 11:25 Matrix: Water

Parameters	Results	Units	Report Limit	MDL	DF	Prepared	Analyzed	CAS No.	Qual
300.0 IC Anions 28 Days	Analytical Method: EPA 300.0 Rev 2.1 1993 Pace Analytical Services - Asheville								
Fluoride	**0.12**	mg/L	0.10	0.050	1		11/19/24 09:12	16984-48-8	
Sulfate	**469**	mg/L	10.0	5.0	10		11/19/24 08:26	14808-79-8	

This report shall not be reproduced, except in full,
without the written consent of Pace Analytical Services, LLC.

Pace Analytical Services, LLC
9800 Kincey Ave. Suite 100
Huntersville, NC 28078
(704)875-9092

ANALYTICAL RESULTS

Project: Hammond AP-2-CA-20241114
Pace Project No.: 92764273

Sample: HAM-PT-03 **Lab ID: 92764273003** Collected: 11/14/24 09:51 Received: 11/18/24 11:25 Matrix: Water

Parameters	Results	Units	Report Limit	MDL	DF	Prepared	Analyzed	CAS No.	Qual
6010D ATL ICP	Analytical Method: EPA 6010D Preparation Method: EPA 3010A								
	Pace Analytical Services - Peachtree Corners, GA								
Iron	**0.091**	mg/L	0.040	0.025	1	11/19/24 14:42	11/19/24 18:25	7439-89-6	
Manganese	**4.1**	mg/L	0.040	0.011	1	11/19/24 14:42	11/19/24 18:25	7439-96-5	
Potassium	**8.8**	mg/L	0.50	0.15	1	11/19/24 14:42	11/19/24 18:25	7440-09-7	
Sodium	**77.6**	mg/L	1.0	0.58	1	11/19/24 14:42	11/19/24 18:25	7440-23-5	
Calcium	**246**	mg/L	1.0	0.12	1	11/19/24 14:42	11/19/24 18:25	7440-70-2	
Magnesium	**22.1**	mg/L	0.050	0.012	1	11/19/24 14:42	11/19/24 18:25	7439-95-4	
6020 MET ICPMS	Analytical Method: EPA 6020B Preparation Method: EPA 3005A								
	Pace Analytical Services - Peachtree Corners, GA								
Antimony	ND	mg/L	0.0030	0.00054	1	11/19/24 14:33	11/22/24 14:01	7440-36-0	
Arsenic	**0.0024J**	mg/L	0.0050	0.00084	1	11/19/24 14:33	11/22/24 14:01	7440-38-2	
Barium	**0.024**	mg/L	0.0050	0.00047	1	11/19/24 14:33	11/22/24 14:01	7440-39-3	
Beryllium	**0.0012**	mg/L	0.00050	0.000094	1	11/19/24 14:33	11/22/24 14:01	7440-41-7	
Boron	**6.1**	mg/L	0.40	0.12	10	11/19/24 14:33	11/22/24 16:23	7440-42-8	
Cadmium	**0.00034J**	mg/L	0.00050	0.00010	1	11/19/24 14:33	11/22/24 14:01	7440-43-9	
Chromium	ND	mg/L	0.0050	0.0019	1	11/19/24 14:33	11/22/24 14:01	7440-47-3	
Cobalt	**0.061**	mg/L	0.0050	0.00032	1	11/19/24 14:33	11/22/24 14:01	7440-48-4	
Lead	**0.0011**	mg/L	0.0010	0.00016	1	11/19/24 14:33	11/22/24 14:01	7439-92-1	
Lithium	ND	mg/L	0.030	0.0016	1	11/19/24 14:33	11/22/24 14:01	7439-93-2	
Molybdenum	ND	mg/L	0.010	0.00062	1	11/19/24 14:33	11/22/24 14:01	7439-98-7	
Selenium	**0.0040J**	mg/L	0.0050	0.00096	1	11/19/24 14:33	11/22/24 14:01	7782-49-2	
Thallium	ND	mg/L	0.0010	0.00038	1	11/19/24 14:33	11/22/24 14:01	7440-28-0	
7470 Mercury	Analytical Method: EPA 7470A Preparation Method: EPA 7470A								
	Pace Analytical Services - Peachtree Corners, GA								
Mercury	ND	mg/L	0.00020	0.00013	1	11/26/24 11:00	11/26/24 14:41	7439-97-6	
2540C Total Dissolved Solids	Analytical Method: SM 2540C-2015								
	Pace Analytical Services - Peachtree Corners, GA								
Total Dissolved Solids	**1330**	mg/L	50.0	50.0	1		11/19/24 12:44		
2320B Alkalinity	Analytical Method: SM 2320B-2011								
	Pace Analytical Services - Asheville								
Alkalinity,Bicarbonate (CaCO3)	**33.6**	mg/L	5.0	5.0	1		11/20/24 19:50		
Alkalinity,Carbonate (CaCO3)	ND	mg/L	5.0	5.0	1		11/20/24 19:50		
Alkalinity, Total as CaCO3	**33.6**	mg/L	5.0	5.0	1		11/20/24 19:50		
4500S2D Sulfide Water	Analytical Method: SM 4500-S2D-2011								
	Pace Analytical Services - Asheville								
Sulfide	ND	mg/L	0.10	0.022	1		11/20/24 03:44	18496-25-8	
300.0 IC Anions 28 Days	Analytical Method: EPA 300.0 Rev 2.1 1993								
	Pace Analytical Services - Asheville								
Chloride	**93.7**	mg/L	1.0	0.60	1		11/19/24 20:56	16887-00-6	

This report shall not be reproduced, except in full,
without the written consent of Pace Analytical Services, LLC.

Pace Analytical Services, LLC
9800 Kincey Ave. Suite 100
Huntersville, NC 28078
(704)875-9092

ANALYTICAL RESULTS

Project: Hammond AP-2-CA-20241114
Pace Project No.: 92764273

Sample: HAM-PT-03 **Lab ID: 92764273003** Collected: 11/14/24 09:51 Received: 11/18/24 11:25 Matrix: Water

Parameters	Results	Units	Report Limit	MDL	DF	Prepared	Analyzed	CAS No.	Qual
300.0 IC Anions 28 Days	Analytical Method: EPA 300.0 Rev 2.1 1993 Pace Analytical Services - Asheville								
Fluoride	**0.44**	mg/L	0.10	0.050	1		11/19/24 20:56	16984-48-8	
Sulfate	**576**	mg/L	10.0	5.0	10		11/19/24 08:42	14808-79-8	

This report shall not be reproduced, except in full,
without the written consent of Pace Analytical Services, LLC.

Pace Analytical Services, LLC
9800 Kincey Ave. Suite 100
Huntersville, NC 28078
(704)875-9092

ANALYTICAL RESULTS

Project: Hammond AP-2-CA-20241114
Pace Project No.: 92764273

Sample: HAM-PT-04 **Lab ID: 92764273004** Collected: 11/14/24 13:59 Received: 11/18/24 11:25 Matrix: Water

Parameters	Results	Units	Report Limit	MDL	DF	Prepared	Analyzed	CAS No.	Qual
6010D ATL ICP	Analytical Method: EPA 6010D Preparation Method: EPA 3010A								
	Pace Analytical Services - Peachtree Corners, GA								
Iron	**5.6**	mg/L	0.040	0.025	1	11/19/24 14:42	11/19/24 18:30	7439-89-6	
Manganese	**10.1**	mg/L	0.040	0.011	1	11/19/24 14:42	11/19/24 18:30	7439-96-5	
Potassium	**5.9**	mg/L	0.50	0.15	1	11/19/24 14:42	11/19/24 18:30	7440-09-7	
Sodium	**78.8**	mg/L	1.0	0.58	1	11/19/24 14:42	11/19/24 18:30	7440-23-5	
Calcium	**249**	mg/L	1.0	0.12	1	11/19/24 14:42	11/19/24 18:30	7440-70-2	
Magnesium	**18.5**	mg/L	0.050	0.012	1	11/19/24 14:42	11/19/24 18:30	7439-95-4	
6020 MET ICPMS	Analytical Method: EPA 6020B Preparation Method: EPA 3005A								
	Pace Analytical Services - Peachtree Corners, GA								
Antimony	ND	mg/L	0.0030	0.00054	1	11/19/24 14:33	11/22/24 14:06	7440-36-0	
Arsenic	**0.0088**	mg/L	0.0050	0.00084	1	11/19/24 14:33	11/22/24 14:06	7440-38-2	
Barium	**0.025**	mg/L	0.0050	0.00047	1	11/19/24 14:33	11/22/24 14:06	7440-39-3	
Beryllium	ND	mg/L	0.00050	0.000094	1	11/19/24 14:33	11/22/24 14:06	7440-41-7	
Boron	**6.2**	mg/L	0.40	0.12	10	11/19/24 14:33	11/22/24 16:28	7440-42-8	
Cadmium	ND	mg/L	0.00050	0.00010	1	11/19/24 14:33	11/22/24 14:06	7440-43-9	
Chromium	ND	mg/L	0.0050	0.0019	1	11/19/24 14:33	11/22/24 14:06	7440-47-3	
Cobalt	**0.034**	mg/L	0.0050	0.00032	1	11/19/24 14:33	11/22/24 14:06	7440-48-4	
Lead	ND	mg/L	0.0010	0.00016	1	11/19/24 14:33	11/22/24 14:06	7439-92-1	
Lithium	**0.0030J**	mg/L	0.030	0.0016	1	11/19/24 14:33	11/22/24 14:06	7439-93-2	
Molybdenum	**0.00080J**	mg/L	0.010	0.00062	1	11/19/24 14:33	11/22/24 14:06	7439-98-7	
Selenium	ND	mg/L	0.0050	0.00096	1	11/19/24 14:33	11/22/24 14:06	7782-49-2	
Thallium	**0.00062J**	mg/L	0.0010	0.00038	1	11/19/24 14:33	11/22/24 14:06	7440-28-0	
7470 Mercury	Analytical Method: EPA 7470A Preparation Method: EPA 7470A								
	Pace Analytical Services - Peachtree Corners, GA								
Mercury	ND	mg/L	0.00020	0.00013	1	11/26/24 11:00	11/26/24 14:44	7439-97-6	
2540C Total Dissolved Solids	Analytical Method: SM 2540C-2015								
	Pace Analytical Services - Peachtree Corners, GA								
Total Dissolved Solids	**1260**	mg/L	50.0	50.0	1		11/19/24 12:44		
2320B Alkalinity	Analytical Method: SM 2320B-2011								
	Pace Analytical Services - Asheville								
Alkalinity,Bicarbonate (CaCO3)	**281**	mg/L	5.0	5.0	1		11/20/24 20:08		
Alkalinity,Carbonate (CaCO3)	ND	mg/L	5.0	5.0	1		11/20/24 20:08		
Alkalinity, Total as CaCO3	**281**	mg/L	5.0	5.0	1		11/20/24 20:08		
4500S2D Sulfide Water	Analytical Method: SM 4500-S2D-2011								
	Pace Analytical Services - Asheville								
Sulfide	ND	mg/L	0.10	0.022	1		11/20/24 03:44	18496-25-8	
300.0 IC Anions 28 Days	Analytical Method: EPA 300.0 Rev 2.1 1993								
	Pace Analytical Services - Asheville								
Chloride	**99.0**	mg/L	1.0	0.60	1		11/19/24 08:57	16887-00-6	

This report shall not be reproduced, except in full,
without the written consent of Pace Analytical Services, LLC.

Pace Analytical Services, LLC
9800 Kincey Ave. Suite 100
Huntersville, NC 28078
(704)875-9092

ANALYTICAL RESULTS

Project: Hammond AP-2-CA-20241114
Pace Project No.: 92764273

Sample: HAM-PT-04 **Lab ID: 92764273004** Collected: 11/14/24 13:59 Received: 11/18/24 11:25 Matrix: Water

Parameters	Results	Units	Report Limit	MDL	DF	Prepared	Analyzed	CAS No.	Qual
300.0 IC Anions 28 Days	Analytical Method: EPA 300.0 Rev 2.1 1993 Pace Analytical Services - Asheville								
Fluoride	**0.092J**	mg/L	0.10	0.050	1		11/19/24 08:57	16984-48-8	
Sulfate	**346**	mg/L	8.0	4.0	8		11/19/24 16:49	14808-79-8	

This report shall not be reproduced, except in full,
without the written consent of Pace Analytical Services, LLC.

Pace Analytical Services, LLC
9800 Kincey Ave. Suite 100
Huntersville, NC 28078
(704)875-9092

ANALYTICAL RESULTS

Project: Hammond AP-2-CA-20241114
Pace Project No.: 92764273

Sample: HAM-PT-05 **Lab ID: 92764273005** Collected: 11/14/24 11:57 Received: 11/18/24 11:25 Matrix: Water

Parameters	Results	Units	Report Limit	MDL	DF	Prepared	Analyzed	CAS No.	Qual
6010D ATL ICP	Analytical Method: EPA 6010D Preparation Method: EPA 3010A								
	Pace Analytical Services - Peachtree Corners, GA								
Iron	**0.74**	mg/L	0.040	0.025	1	11/19/24 14:42	11/19/24 18:45	7439-89-6	
Manganese	**4.0**	mg/L	0.040	0.011	1	11/19/24 14:42	11/19/24 18:45	7439-96-5	
Potassium	**4.2**	mg/L	0.50	0.15	1	11/19/24 14:42	11/19/24 18:45	7440-09-7	
Sodium	**275**	mg/L	1.0	0.58	1	11/19/24 14:42	11/19/24 18:45	7440-23-5	
Calcium	**166**	mg/L	1.0	0.12	1	11/19/24 14:42	11/19/24 18:45	7440-70-2	
Magnesium	**14.8**	mg/L	0.050	0.012	1	11/19/24 14:42	11/19/24 18:45	7439-95-4	
6020 MET ICPMS	Analytical Method: EPA 6020B Preparation Method: EPA 3005A								
	Pace Analytical Services - Peachtree Corners, GA								
Antimony	ND	mg/L	0.0030	0.00054	1	11/19/24 14:33	11/22/24 14:10	7440-36-0	
Arsenic	**0.00096J**	mg/L	0.0050	0.00084	1	11/19/24 14:33	11/22/24 14:10	7440-38-2	
Barium	**0.027**	mg/L	0.0050	0.00047	1	11/19/24 14:33	11/22/24 14:10	7440-39-3	
Beryllium	ND	mg/L	0.00050	0.000094	1	11/19/24 14:33	11/22/24 14:10	7440-41-7	
Boron	**5.9**	mg/L	0.40	0.12	10	11/19/24 14:33	11/22/24 16:32	7440-42-8	
Cadmium	ND	mg/L	0.00050	0.00010	1	11/19/24 14:33	11/22/24 14:10	7440-43-9	
Chromium	ND	mg/L	0.0050	0.0019	1	11/19/24 14:33	11/22/24 14:10	7440-47-3	
Cobalt	**0.0099**	mg/L	0.0050	0.00032	1	11/19/24 14:33	11/22/24 14:10	7440-48-4	
Lead	ND	mg/L	0.0010	0.00016	1	11/19/24 14:33	11/22/24 14:10	7439-92-1	
Lithium	**0.0025J**	mg/L	0.030	0.0016	1	11/19/24 14:33	11/22/24 14:10	7439-93-2	
Molybdenum	**0.00084J**	mg/L	0.010	0.00062	1	11/19/24 14:33	11/22/24 14:10	7439-98-7	
Selenium	ND	mg/L	0.0050	0.00096	1	11/19/24 14:33	11/22/24 14:10	7782-49-2	
Thallium	ND	mg/L	0.0010	0.00038	1	11/19/24 14:33	11/22/24 14:10	7440-28-0	
7470 Mercury	Analytical Method: EPA 7470A Preparation Method: EPA 7470A								
	Pace Analytical Services - Peachtree Corners, GA								
Mercury	ND	mg/L	0.00020	0.00013	1	11/26/24 11:00	11/26/24 14:52	7439-97-6	
2540C Total Dissolved Solids	Analytical Method: SM 2540C-2015								
	Pace Analytical Services - Peachtree Corners, GA								
Total Dissolved Solids	**1340**	mg/L	50.0	50.0	1		11/19/24 12:45		
2320B Alkalinity	Analytical Method: SM 2320B-2011								
	Pace Analytical Services - Asheville								
Alkalinity,Bicarbonate (CaCO3)	**473**	mg/L	5.0	5.0	1		11/21/24 18:29		
Alkalinity,Carbonate (CaCO3)	ND	mg/L	5.0	5.0	1		11/21/24 18:29		
Alkalinity, Total as CaCO3	**473**	mg/L	5.0	5.0	1		11/21/24 18:29		
4500S2D Sulfide Water	Analytical Method: SM 4500-S2D-2011								
	Pace Analytical Services - Asheville								
Sulfide	ND	mg/L	0.10	0.022	1		11/20/24 03:44	18496-25-8	
300.0 IC Anions 28 Days	Analytical Method: EPA 300.0 Rev 2.1 1993								
	Pace Analytical Services - Asheville								
Chloride	**90.5**	mg/L	8.0	4.8	8		11/19/24 17:04	16887-00-6	

This report shall not be reproduced, except in full,
without the written consent of Pace Analytical Services, LLC.

Pace Analytical Services, LLC
9800 Kincey Ave. Suite 100
Huntersville, NC 28078
(704)875-9092

ANALYTICAL RESULTS

Project: Hammond AP-2-CA-20241114
Pace Project No.: 92764273

Sample: HAM-PT-05 **Lab ID: 92764273005** Collected: 11/14/24 11:57 Received: 11/18/24 11:25 Matrix: Water

Parameters	Results	Units	Report Limit	MDL	DF	Prepared	Analyzed	CAS No.	Qual
300.0 IC Anions 28 Days	Analytical Method: EPA 300.0 Rev 2.1 1993 Pace Analytical Services - Asheville								
Fluoride	**0.093J**	mg/L	0.10	0.050	1		11/19/24 09:27	16984-48-8	
Sulfate	**354**	mg/L	8.0	4.0	8		11/19/24 17:04	14808-79-8	

This report shall not be reproduced, except in full,
without the written consent of Pace Analytical Services, LLC.

Pace Analytical Services, LLC
9800 Kincey Ave. Suite 100
Huntersville, NC 28078
(704)875-9092

ANALYTICAL RESULTS

Project: Hammond AP-2-CA-20241114
Pace Project No.: 92764273

Sample: HAM-PT-06 **Lab ID: 92764273006** Collected: 11/14/24 10:33 Received: 11/18/24 11:25 Matrix: Water

Parameters	Results	Units	Report Limit	MDL	DF	Prepared	Analyzed	CAS No.	Qual
6010D ATL ICP	Analytical Method: EPA 6010D Preparation Method: EPA 3010A								
	Pace Analytical Services - Peachtree Corners, GA								
Iron	**1.9**	mg/L	0.040	0.025	1	11/19/24 14:42	11/19/24 18:50	7439-89-6	
Manganese	**8.4**	mg/L	0.040	0.011	1	11/19/24 14:42	11/19/24 18:50	7439-96-5	
Potassium	**5.9**	mg/L	0.50	0.15	1	11/19/24 14:42	11/19/24 18:50	7440-09-7	
Sodium	**138**	mg/L	1.0	0.58	1	11/19/24 14:42	11/19/24 18:50	7440-23-5	
Calcium	**242**	mg/L	1.0	0.12	1	11/19/24 14:42	11/19/24 18:50	7440-70-2	
Magnesium	**19.7**	mg/L	0.050	0.012	1	11/19/24 14:42	11/19/24 18:50	7439-95-4	
6020 MET ICPMS	Analytical Method: EPA 6020B Preparation Method: EPA 3005A								
	Pace Analytical Services - Peachtree Corners, GA								
Antimony	ND	mg/L	0.0030	0.00054	1	11/19/24 14:33	11/22/24 14:22	7440-36-0	
Arsenic	**0.0030J**	mg/L	0.0050	0.00084	1	11/19/24 14:33	11/22/24 14:22	7440-38-2	
Barium	**0.026**	mg/L	0.0050	0.00047	1	11/19/24 14:33	11/22/24 14:22	7440-39-3	
Beryllium	ND	mg/L	0.00050	0.000094	1	11/19/24 14:33	11/22/24 14:22	7440-41-7	
Boron	**6.3**	mg/L	0.40	0.12	10	11/19/24 14:33	11/22/24 16:36	7440-42-8	
Cadmium	**0.00011J**	mg/L	0.00050	0.00010	1	11/19/24 14:33	11/22/24 14:22	7440-43-9	
Chromium	ND	mg/L	0.0050	0.0019	1	11/19/24 14:33	11/22/24 14:22	7440-47-3	
Cobalt	**0.022**	mg/L	0.0050	0.00032	1	11/19/24 14:33	11/22/24 14:22	7440-48-4	
Lead	ND	mg/L	0.0010	0.00016	1	11/19/24 14:33	11/22/24 14:22	7439-92-1	
Lithium	**0.0033J**	mg/L	0.030	0.0016	1	11/19/24 14:33	11/22/24 14:22	7439-93-2	
Molybdenum	ND	mg/L	0.010	0.00062	1	11/19/24 14:33	11/22/24 14:22	7439-98-7	
Selenium	**0.0012J**	mg/L	0.0050	0.00096	1	11/19/24 14:33	11/22/24 14:22	7782-49-2	
Thallium	**0.00051J**	mg/L	0.0010	0.00038	1	11/19/24 14:33	11/22/24 14:22	7440-28-0	
7470 Mercury	Analytical Method: EPA 7470A Preparation Method: EPA 7470A								
	Pace Analytical Services - Peachtree Corners, GA								
Mercury	ND	mg/L	0.00020	0.00013	1	11/26/24 11:00	11/26/24 14:55	7439-97-6	
2540C Total Dissolved Solids	Analytical Method: SM 2540C-2015								
	Pace Analytical Services - Peachtree Corners, GA								
Total Dissolved Solids	**1260**	mg/L	50.0	50.0	1		11/19/24 12:46		
2320B Alkalinity	Analytical Method: SM 2320B-2011								
	Pace Analytical Services - Asheville								
Alkalinity,Bicarbonate (CaCO3)	**335**	mg/L	5.0	5.0	1		11/20/24 21:24		
Alkalinity,Carbonate (CaCO3)	ND	mg/L	5.0	5.0	1		11/20/24 21:24		
Alkalinity, Total as CaCO3	**335**	mg/L	5.0	5.0	1		11/20/24 21:24		
4500S2D Sulfide Water	Analytical Method: SM 4500-S2D-2011								
	Pace Analytical Services - Asheville								
Sulfide	ND	mg/L	0.10	0.022	1		11/20/24 03:45	18496-25-8	
300.0 IC Anions 28 Days	Analytical Method: EPA 300.0 Rev 2.1 1993								
	Pace Analytical Services - Asheville								
Chloride	**88.7**	mg/L	9.0	5.4	9		11/19/24 17:19	16887-00-6	M1

This report shall not be reproduced, except in full,
without the written consent of Pace Analytical Services, LLC.

Pace Analytical Services, LLC
9800 Kincey Ave. Suite 100
Huntersville, NC 28078
(704)875-9092

ANALYTICAL RESULTS

Project: Hammond AP-2-CA-20241114
Pace Project No.: 92764273

Sample: HAM-PT-06 **Lab ID: 92764273006** Collected: 11/14/24 10:33 Received: 11/18/24 11:25 Matrix: Water

Parameters	Results	Units	Report Limit	MDL	DF	Prepared	Analyzed	CAS No.	Qual
300.0 IC Anions 28 Days	Analytical Method: EPA 300.0 Rev 2.1 1993 Pace Analytical Services - Asheville								
Fluoride	**0.077J**	mg/L	0.10	0.050	1		11/19/24 09:43	16984-48-8	
Sulfate	**361**	mg/L	9.0	4.5	9		11/19/24 17:19	14808-79-8	M1

This report shall not be reproduced, except in full,
without the written consent of Pace Analytical Services, LLC.

Pace Analytical Services, LLC
9800 Kincey Ave. Suite 100
Huntersville, NC 28078
(704)875-9092

ANALYTICAL RESULTS

Project: Hammond AP-2-CA-20241114
Pace Project No.: 92764273

Sample: HAM-AP2-EB-01 **Lab ID: 92764273007** Collected: 11/15/24 10:50 Received: 11/18/24 11:25 Matrix: Water

Parameters	Results	Units	Report Limit	MDL	DF	Prepared	Analyzed	CAS No.	Qual
6010D ATL ICP	Analytical Method: EPA 6010D Preparation Method: EPA 3010A Pace Analytical Services - Peachtree Corners, GA								
Iron	**0.031J**	mg/L	0.040	0.025	1	11/19/24 14:42	11/19/24 18:55	7439-89-6	
Manganese	ND	mg/L	0.040	0.011	1	11/19/24 14:42	11/19/24 18:55	7439-96-5	
Potassium	ND	mg/L	0.50	0.15	1	11/19/24 14:42	11/19/24 18:55	7440-09-7	
Sodium	**1.0**	mg/L	1.0	0.58	1	11/19/24 14:42	11/19/24 18:55	7440-23-5	
Calcium	**0.57J**	mg/L	1.0	0.12	1	11/19/24 14:42	11/19/24 18:55	7440-70-2	
Magnesium	**0.13**	mg/L	0.050	0.012	1	11/19/24 14:42	11/19/24 18:55	7439-95-4	
6020 MET ICPMS	Analytical Method: EPA 6020B Preparation Method: EPA 3005A Pace Analytical Services - Peachtree Corners, GA								
Antimony	ND	mg/L	0.0030	0.00054	1	11/19/24 14:33	11/22/24 16:03	7440-36-0	
Arsenic	ND	mg/L	0.0050	0.00084	1	11/19/24 14:33	11/22/24 16:03	7440-38-2	
Barium	**0.0030J**	mg/L	0.0050	0.00047	1	11/19/24 14:33	11/22/24 16:03	7440-39-3	
Beryllium	ND	mg/L	0.00050	0.000094	1	11/19/24 14:33	11/22/24 16:03	7440-41-7	
Boron	**0.013J**	mg/L	0.040	0.012	1	11/19/24 14:33	11/22/24 16:03	7440-42-8	
Cadmium	ND	mg/L	0.00050	0.00010	1	11/19/24 14:33	11/22/24 16:03	7440-43-9	
Chromium	ND	mg/L	0.0050	0.0019	1	11/19/24 14:33	11/22/24 16:03	7440-47-3	
Cobalt	ND	mg/L	0.0050	0.00032	1	11/19/24 14:33	11/22/24 16:03	7440-48-4	
Lead	**0.00033J**	mg/L	0.0010	0.00016	1	11/19/24 14:33	11/22/24 16:03	7439-92-1	
Lithium	ND	mg/L	0.030	0.0016	1	11/19/24 14:33	11/22/24 16:03	7439-93-2	
Molybdenum	ND	mg/L	0.010	0.00062	1	11/19/24 14:33	11/22/24 16:03	7439-98-7	
Selenium	ND	mg/L	0.0050	0.00096	1	11/19/24 14:33	11/22/24 16:03	7782-49-2	
Thallium	ND	mg/L	0.0010	0.00038	1	11/19/24 14:33	11/22/24 16:03	7440-28-0	
7470 Mercury	Analytical Method: EPA 7470A Preparation Method: EPA 7470A Pace Analytical Services - Peachtree Corners, GA								
Mercury	ND	mg/L	0.00020	0.00013	1	11/26/24 11:00	11/26/24 14:57	7439-97-6	
2540C Total Dissolved Solids	Analytical Method: SM 2540C-2015 Pace Analytical Services - Peachtree Corners, GA								
Total Dissolved Solids	**77.0**	mg/L	25.0	25.0	1		11/19/24 12:46		
2320B Alkalinity	Analytical Method: SM 2320B-2011 Pace Analytical Services - Asheville								
Alkalinity,Bicarbonate (CaCO3)	ND	mg/L	5.0	5.0	1		11/21/24 18:51		
Alkalinity,Carbonate (CaCO3)	ND	mg/L	5.0	5.0	1		11/21/24 18:51		
Alkalinity, Total as CaCO3	ND	mg/L	5.0	5.0	1		11/21/24 18:51		
4500S2D Sulfide Water	Analytical Method: SM 4500-S2D-2011 Pace Analytical Services - Asheville								
Sulfide	ND	mg/L	0.10	0.022	1		11/20/24 03:46	18496-25-8	
300.0 IC Anions 28 Days	Analytical Method: EPA 300.0 Rev 2.1 1993 Pace Analytical Services - Asheville								
Chloride	ND	mg/L	1.0	0.60	1		11/19/24 00:16	16887-00-6	

This report shall not be reproduced, except in full,
without the written consent of Pace Analytical Services, LLC.

Pace Analytical Services, LLC
9800 Kincey Ave. Suite 100
Huntersville, NC 28078
(704)875-9092

ANALYTICAL RESULTS

Project: Hammond AP-2-CA-20241114
Pace Project No.: 92764273

Sample: HAM-AP2-EB-01 **Lab ID: 92764273007** Collected: 11/15/24 10:50 Received: 11/18/24 11:25 Matrix: Water

Parameters	Results	Units	Report Limit	MDL	DF	Prepared	Analyzed	CAS No.	Qual
300.0 IC Anions 28 Days	Analytical Method: EPA 300.0 Rev 2.1 1993 Pace Analytical Services - Asheville								
Fluoride	ND	mg/L	0.10	0.050	1		11/19/24 00:16	16984-48-8	
Sulfate	ND	mg/L	1.0	0.50	1		11/19/24 00:16	14808-79-8	

This report shall not be reproduced, except in full,
without the written consent of Pace Analytical Services, LLC.

Pace Analytical Services, LLC
9800 Kincey Ave. Suite 100
Huntersville, NC 28078
(704)875-9092

ANALYTICAL RESULTS

Project: Hammond AP-2-CA-20241114
Pace Project No.: 92764273

Sample: HAM-AP2-FB-01 **Lab ID: 92764273008** Collected: 11/15/24 10:45 Received: 11/18/24 11:25 Matrix: Water

Parameters	Results	Units	Report Limit	MDL	DF	Prepared	Analyzed	CAS No.	Qual
6010D ATL ICP	Analytical Method: EPA 6010D Preparation Method: EPA 3010A Pace Analytical Services - Peachtree Corners, GA								
Iron	ND	mg/L	0.040	0.025	1	11/19/24 14:42	11/19/24 18:59	7439-89-6	
Manganese	ND	mg/L	0.040	0.011	1	11/19/24 14:42	11/19/24 18:59	7439-96-5	
Potassium	ND	mg/L	0.50	0.15	1	11/19/24 14:42	11/19/24 18:59	7440-09-7	
Sodium	ND	mg/L	1.0	0.58	1	11/19/24 14:42	11/19/24 18:59	7440-23-5	
Calcium	ND	mg/L	1.0	0.12	1	11/19/24 14:42	11/19/24 18:59	7440-70-2	
Magnesium	ND	mg/L	0.050	0.012	1	11/19/24 14:42	11/19/24 18:59	7439-95-4	
6020 MET ICPMS	Analytical Method: EPA 6020B Preparation Method: EPA 3005A Pace Analytical Services - Peachtree Corners, GA								
Antimony	ND	mg/L	0.0030	0.00054	1	11/19/24 14:33	11/22/24 14:31	7440-36-0	
Arsenic	ND	mg/L	0.0050	0.00084	1	11/19/24 14:33	11/22/24 14:31	7440-38-2	
Barium	ND	mg/L	0.0050	0.00047	1	11/19/24 14:33	11/22/24 14:31	7440-39-3	
Beryllium	ND	mg/L	0.00050	0.000094	1	11/19/24 14:33	11/22/24 14:31	7440-41-7	
Boron	**0.038J**	mg/L	0.040	0.012	1	11/19/24 14:33	11/22/24 14:31	7440-42-8	
Cadmium	ND	mg/L	0.00050	0.00010	1	11/19/24 14:33	11/22/24 14:31	7440-43-9	
Chromium	ND	mg/L	0.0050	0.0019	1	11/19/24 14:33	11/22/24 14:31	7440-47-3	
Cobalt	ND	mg/L	0.0050	0.00032	1	11/19/24 14:33	11/22/24 14:31	7440-48-4	
Lead	ND	mg/L	0.0010	0.00016	1	11/19/24 14:33	11/22/24 14:31	7439-92-1	
Lithium	ND	mg/L	0.030	0.0016	1	11/19/24 14:33	11/22/24 14:31	7439-93-2	
Molybdenum	ND	mg/L	0.010	0.00062	1	11/19/24 14:33	11/22/24 14:31	7439-98-7	
Selenium	ND	mg/L	0.0050	0.00096	1	11/19/24 14:33	11/22/24 14:31	7782-49-2	
Thallium	ND	mg/L	0.0010	0.00038	1	11/19/24 14:33	11/22/24 14:31	7440-28-0	
7470 Mercury	Analytical Method: EPA 7470A Preparation Method: EPA 7470A Pace Analytical Services - Peachtree Corners, GA								
Mercury	ND	mg/L	0.00020	0.00013	1	11/26/24 11:00	11/26/24 15:00	7439-97-6	
2540C Total Dissolved Solids	Analytical Method: SM 2540C-2015 Pace Analytical Services - Peachtree Corners, GA								
Total Dissolved Solids	**111**	mg/L	25.0	25.0	1		11/19/24 12:47		
2320B Alkalinity	Analytical Method: SM 2320B-2011 Pace Analytical Services - Asheville								
Alkalinity,Bicarbonate (CaCO3)	ND	mg/L	5.0	5.0	1		11/21/24 18:55		
Alkalinity,Carbonate (CaCO3)	ND	mg/L	5.0	5.0	1		11/21/24 18:55		
Alkalinity, Total as CaCO3	ND	mg/L	5.0	5.0	1		11/21/24 18:55		
4500S2D Sulfide Water	Analytical Method: SM 4500-S2D-2011 Pace Analytical Services - Asheville								
Sulfide	ND	mg/L	0.10	0.022	1		11/20/24 03:46	18496-25-8	
300.0 IC Anions 28 Days	Analytical Method: EPA 300.0 Rev 2.1 1993 Pace Analytical Services - Asheville								
Chloride	ND	mg/L	1.0	0.60	1		11/19/24 00:31	16887-00-6	

This report shall not be reproduced, except in full,
without the written consent of Pace Analytical Services, LLC.

Pace Analytical Services, LLC
9800 Kincey Ave. Suite 100
Huntersville, NC 28078
(704)875-9092

ANALYTICAL RESULTS

Project: Hammond AP-2-CA-20241114
Pace Project No.: 92764273

Sample: HAM-AP2-FB-01 **Lab ID: 92764273008** Collected: 11/15/24 10:45 Received: 11/18/24 11:25 Matrix: Water

Parameters	Results	Units	Report Limit	MDL	DF	Prepared	Analyzed	CAS No.	Qual
300.0 IC Anions 28 Days	Analytical Method: EPA 300.0 Rev 2.1 1993 Pace Analytical Services - Asheville								
Fluoride	ND	mg/L	0.10	0.050	1		11/19/24 00:31	16984-48-8	
Sulfate	ND	mg/L	1.0	0.50	1		11/19/24 00:31	14808-79-8	

This report shall not be reproduced, except in full,
without the written consent of Pace Analytical Services, LLC.

Pace Analytical Services, LLC
9800 Kincey Ave. Suite 100
Huntersville, NC 28078
(704)875-9092

ANALYTICAL RESULTS

Project: Hammond AP-2-CA-20241114
Pace Project No.: 92764273

Sample: HAM-AP2-FD-01 **Lab ID: 92764273009** Collected: 11/14/24 00:00 Received: 11/18/24 11:25 Matrix: Water

Parameters	Results	Units	Report Limit	MDL	DF	Prepared	Analyzed	CAS No.	Qual
6010D ATL ICP	Analytical Method: EPA 6010D Preparation Method: EPA 3010A Pace Analytical Services - Peachtree Corners, GA								
Iron	**6.1**	mg/L	0.040	0.025	1	11/19/24 14:42	11/19/24 19:04	7439-89-6	
Manganese	**6.0**	mg/L	0.040	0.011	1	11/19/24 14:42	11/19/24 19:04	7439-96-5	
Potassium	**6.9**	mg/L	0.50	0.15	1	11/19/24 14:42	11/19/24 19:04	7440-09-7	
Sodium	**86.2**	mg/L	1.0	0.58	1	11/19/24 14:42	11/19/24 19:04	7440-23-5	
Calcium	**211**	mg/L	1.0	0.12	1	11/19/24 14:42	11/19/24 19:04	7440-70-2	
Magnesium	**20.5**	mg/L	0.050	0.012	1	11/19/24 14:42	11/19/24 19:04	7439-95-4	
6020 MET ICPMS	Analytical Method: EPA 6020B Preparation Method: EPA 3005A Pace Analytical Services - Peachtree Corners, GA								
Antimony	ND	mg/L	0.0030	0.00054	1	11/19/24 14:33	11/22/24 14:35	7440-36-0	
Arsenic	**0.0028J**	mg/L	0.0050	0.00084	1	11/19/24 14:33	11/22/24 14:35	7440-38-2	
Barium	**0.036**	mg/L	0.0050	0.00047	1	11/19/24 14:33	11/22/24 14:35	7440-39-3	
Beryllium	ND	mg/L	0.00050	0.000094	1	11/19/24 14:33	11/22/24 14:35	7440-41-7	
Boron	**5.2**	mg/L	0.40	0.12	10	11/19/24 14:33	11/22/24 16:40	7440-42-8	
Cadmium	ND	mg/L	0.00050	0.00010	1	11/19/24 14:33	11/22/24 14:35	7440-43-9	
Chromium	ND	mg/L	0.0050	0.0019	1	11/19/24 14:33	11/22/24 14:35	7440-47-3	
Cobalt	**0.020**	mg/L	0.0050	0.00032	1	11/19/24 14:33	11/22/24 14:35	7440-48-4	
Lead	ND	mg/L	0.0010	0.00016	1	11/19/24 14:33	11/22/24 14:35	7439-92-1	
Lithium	ND	mg/L	0.030	0.0016	1	11/19/24 14:33	11/22/24 14:35	7439-93-2	
Molybdenum	ND	mg/L	0.010	0.00062	1	11/19/24 14:33	11/22/24 14:35	7439-98-7	
Selenium	**0.0014J**	mg/L	0.0050	0.00096	1	11/19/24 14:33	11/22/24 14:35	7782-49-2	
Thallium	ND	mg/L	0.0010	0.00038	1	11/19/24 14:33	11/22/24 14:35	7440-28-0	
7470 Mercury	Analytical Method: EPA 7470A Preparation Method: EPA 7470A Pace Analytical Services - Peachtree Corners, GA								
Mercury	ND	mg/L	0.00020	0.00013	1	11/26/24 11:00	11/26/24 15:02	7439-97-6	
2540C Total Dissolved Solids	Analytical Method: SM 2540C-2015 Pace Analytical Services - Peachtree Corners, GA								
Total Dissolved Solids	**1110**	mg/L	25.0	25.0	1		11/19/24 12:46		
2320B Alkalinity	Analytical Method: SM 2320B-2011 Pace Analytical Services - Asheville								
Alkalinity,Bicarbonate (CaCO3)	**136**	mg/L	5.0	5.0	1		11/20/24 21:51		
Alkalinity,Carbonate (CaCO3)	ND	mg/L	5.0	5.0	1		11/20/24 21:51		
Alkalinity, Total as CaCO3	**136**	mg/L	5.0	5.0	1		11/20/24 21:51		
4500S2D Sulfide Water	Analytical Method: SM 4500-S2D-2011 Pace Analytical Services - Asheville								
Sulfide	ND	mg/L	0.10	0.022	1		11/20/24 03:45	18496-25-8	
300.0 IC Anions 28 Days	Analytical Method: EPA 300.0 Rev 2.1 1993 Pace Analytical Services - Asheville								
Chloride	**97.1**	mg/L	1.0	0.60	1		11/19/24 10:29	16887-00-6	

This report shall not be reproduced, except in full,
without the written consent of Pace Analytical Services, LLC.

Pace Analytical Services, LLC
9800 Kincey Ave. Suite 100
Huntersville, NC 28078
(704)875-9092

ANALYTICAL RESULTS

Project: Hammond AP-2-CA-20241114
Pace Project No.: 92764273

Sample: HAM-AP2-FD-01 **Lab ID: 92764273009** Collected: 11/14/24 00:00 Received: 11/18/24 11:25 Matrix: Water

Parameters	Results	Units	Report Limit	MDL	DF	Prepared	Analyzed	CAS No.	Qual
300.0 IC Anions 28 Days	Analytical Method: EPA 300.0 Rev 2.1 1993 Pace Analytical Services - Asheville								
Fluoride	**0.13**	mg/L	0.10	0.050	1		11/19/24 10:29	16984-48-8	
Sulfate	**435**	mg/L	10.0	5.0	10		11/19/24 18:35	14808-79-8	

This report shall not be reproduced, except in full,
without the written consent of Pace Analytical Services, LLC.

Pace Analytical Services, LLC
9800 Kincey Ave. Suite 100
Huntersville, NC 28078
(704)875-9092

QUALITY CONTROL DATA

Project: Hammond AP-2-CA-20241114
Pace Project No.: 92764273

QC Batch: 897026
QC Batch Method: EPA 3010A
Analysis Method: EPA 6010D
Analysis Description: 6010D ATL
Laboratory: Pace Analytical Services - Peachtree Corners, GA
Associated Lab Samples: 92764273001, 92764273002, 92764273003, 92764273004, 92764273005, 92764273006, 92764273007, 92764273008, 92764273009

METHOD BLANK: 4617619
Matrix: Water
Associated Lab Samples: 92764273001, 92764273002, 92764273003, 92764273004, 92764273005, 92764273006, 92764273007, 92764273008, 92764273009

Parameter	Units	Blank Result	Reporting Limit	MDL	Analyzed	Qualifiers
Calcium	mg/L	ND	1.0	0.12	11/19/24 17:50	
Iron	mg/L	ND	0.040	0.025	11/19/24 17:50	
Magnesium	mg/L	ND	0.050	0.012	11/19/24 17:50	
Manganese	mg/L	ND	0.040	0.011	11/19/24 17:50	
Potassium	mg/L	ND	0.50	0.15	11/19/24 17:50	
Sodium	mg/L	ND	1.0	0.58	11/19/24 17:50	

LABORATORY CONTROL SAMPLE: 4617620

Parameter	Units	Spike Conc.	LCS Result	LCS % Rec	% Rec Limits	Qualifiers
Calcium	mg/L	1	1.0	103	80-120	
Iron	mg/L	1	1.0	104	80-120	
Magnesium	mg/L	1	1.0	102	80-120	
Manganese	mg/L	1	0.96	96	80-120	
Potassium	mg/L	1	0.98	98	80-120	
Sodium	mg/L	1	1.0	102	80-120	

MATRIX SPIKE & MATRIX SPIKE DUPLICATE: 4617621 4617622

Parameter	Units	92764273002 Result	MS Spike Conc.	MSD Spike Conc.	MS Result	MSD Result	MS % Rec	MSD % Rec	% Rec Limits	RPD	Max RPD	Qual
Calcium	mg/L	243	1	1	246	245	286	215	75-125	0	20	M1
Iron	mg/L	5.7	1	1	6.9	6.8	113	105	75-125	1	20	
Magnesium	mg/L	23.6	1	1	25.1	24.7	156	116	75-125	2	20	M1
Manganese	mg/L	6.6	1	1	7.7	7.6	107	98	75-125	1	20	
Potassium	mg/L	6.7	1	1	7.9	7.7	120	106	75-125	2	20	
Sodium	mg/L	86.5	1	1	89.2	87.5	280	102	75-125	2	20	M1

Results presented on this page are in the units indicated by the "Units" column except where an alternate unit is presented to the right of the result.

This report shall not be reproduced, except in full,
without the written consent of Pace Analytical Services, LLC.

Pace Analytical Services, LLC
9800 Kincey Ave. Suite 100
Huntersville, NC 28078
(704)875-9092

QUALITY CONTROL DATA

Project: Hammond AP-2-CA-20241114
Pace Project No.: 92764273

QC Batch: 897025
QC Batch Method: EPA 3005A
Analysis Method: EPA 6020B
Analysis Description: 6020 MET
Laboratory: Pace Analytical Services - Peachtree Corners, GA
Associated Lab Samples: 92764273001, 92764273002, 92764273003, 92764273004, 92764273005, 92764273006, 92764273007, 92764273008, 92764273009

METHOD BLANK: 4617611
Matrix: Water
Associated Lab Samples: 92764273001, 92764273002, 92764273003, 92764273004, 92764273005, 92764273006, 92764273007, 92764273008, 92764273009

Parameter	Units	Blank Result	Reporting Limit	MDL	Analyzed	Qualifiers
Antimony	mg/L	ND	0.0030	0.00054	11/22/24 13:33	
Arsenic	mg/L	ND	0.0050	0.00084	11/22/24 13:33	
Barium	mg/L	ND	0.0050	0.00047	11/22/24 13:33	
Beryllium	mg/L	ND	0.00050	0.000094	11/22/24 13:33	
Boron	mg/L	ND	0.040	0.012	11/22/24 13:33	
Cadmium	mg/L	ND	0.00050	0.00010	11/22/24 13:33	
Chromium	mg/L	ND	0.0050	0.0019	11/22/24 13:33	
Cobalt	mg/L	ND	0.0050	0.00032	11/22/24 13:33	
Lead	mg/L	ND	0.0010	0.00016	11/22/24 13:33	
Lithium	mg/L	ND	0.030	0.0016	11/22/24 13:33	
Molybdenum	mg/L	ND	0.010	0.00062	11/22/24 13:33	
Selenium	mg/L	ND	0.0050	0.00096	11/22/24 13:33	
Thallium	mg/L	ND	0.0010	0.00038	11/22/24 13:33	

LABORATORY CONTROL SAMPLE: 4617612

Parameter	Units	Spike Conc.	LCS Result	LCS % Rec	% Rec Limits	Qualifiers
Antimony	mg/L	0.1	0.098	98	80-120	
Arsenic	mg/L	0.1	0.097	97	80-120	
Barium	mg/L	0.1	0.096	96	80-120	
Beryllium	mg/L	0.1	0.099	99	80-120	
Boron	mg/L	1	1.0	101	80-120	
Cadmium	mg/L	0.1	0.099	99	80-120	
Chromium	mg/L	0.1	0.099	99	80-120	
Cobalt	mg/L	0.1	0.099	99	80-120	
Lead	mg/L	0.1	0.098	98	80-120	
Lithium	mg/L	0.1	0.10	100	80-120	
Molybdenum	mg/L	0.1	0.10	101	80-120	
Selenium	mg/L	0.1	0.099	99	80-120	
Thallium	mg/L	0.1	0.098	98	80-120	

MATRIX SPIKE & MATRIX SPIKE DUPLICATE: 4617613 4617614

Parameter	Units	92764273001 Result	MS Spike Conc.	MSD Spike Conc.	MS Result	MSD Result	MS % Rec	MSD % Rec	% Rec Limits	RPD	Max RPD	Qual
Antimony	mg/L	ND	0.1	0.1	0.10	0.10	99	101	75-125	2	20	

Results presented on this page are in the units indicated by the "Units" column except where an alternate unit is presented to the right of the result.

REPORT OF LABORATORY ANALYSIS

This report shall not be reproduced, except in full,
without the written consent of Pace Analytical Services, LLC.

Pace Analytical Services, LLC
9800 Kincey Ave. Suite 100
Huntersville, NC 28078
(704)875-9092

QUALITY CONTROL DATA

Project: Hammond AP-2-CA-20241114
Pace Project No.: 92764273

MATRIX SPIKE & MATRIX SPIKE DUPLICATE: 4617613 4617614

Parameter	Units	92764273001 Result	MS Spike Conc.	MSD Spike Conc.	MS Result	MSD Result	MS % Rec	MSD % Rec	% Rec Limits	RPD	Max RPD	Qual
Arsenic	mg/L	0.0011J	0.1	0.1	0.10	0.10	99	101	75-125	1	20	
Barium	mg/L	0.025	0.1	0.1	0.13	0.13	109	110	75-125	1	20	
Beryllium	mg/L	ND	0.1	0.1	0.094	0.095	94	95	75-125	1	20	
Boron	mg/L	2.1	1	1	3.1	3.0	97	94	75-125	1	20	
Cadmium	mg/L	ND	0.1	0.1	0.098	0.098	98	98	75-125	0	20	
Chromium	mg/L	ND	0.1	0.1	0.098	0.10	98	100	75-125	2	20	
Cobalt	mg/L	0.0048J	0.1	0.1	0.10	0.10	97	100	75-125	3	20	
Lead	mg/L	ND	0.1	0.1	0.090	0.091	90	91	75-125	1	20	
Lithium	mg/L	ND	0.1	0.1	0.096	0.097	96	97	75-125	1	20	
Molybdenum	mg/L	ND	0.1	0.1	0.10	0.10	102	104	75-125	2	20	
Selenium	mg/L	0.0011J	0.1	0.1	0.098	0.10	97	99	75-125	2	20	
Thallium	mg/L	ND	0.1	0.1	0.091	0.092	91	92	75-125	1	20	

Results presented on this page are in the units indicated by the "Units" column except where an alternate unit is presented to the right of the result.

This report shall not be reproduced, except in full,
without the written consent of Pace Analytical Services, LLC.

Pace Analytical Services, LLC
9800 Kincey Ave. Suite 100
Huntersville, NC 28078
(704)875-9092

QUALITY CONTROL DATA

Project: Hammond AP-2-CA-20241114
Pace Project No.: 92764273

QC Batch: 898498
QC Batch Method: EPA 7470A
Analysis Method: EPA 7470A
Analysis Description: 7470 Mercury
Laboratory: Pace Analytical Services - Peachtree Corners, GA
Associated Lab Samples: 92764273001, 92764273002, 92764273003, 92764273004, 92764273005, 92764273006, 92764273007, 92764273008, 92764273009

METHOD BLANK: 4625601
Matrix: Water
Associated Lab Samples: 92764273001, 92764273002, 92764273003, 92764273004, 92764273005, 92764273006, 92764273007, 92764273008, 92764273009

Parameter	Units	Blank Result	Reporting Limit	MDL	Analyzed	Qualifiers
Mercury	mg/L	ND	0.00020	0.00013	11/26/24 13:55	

LABORATORY CONTROL SAMPLE: 4625602

Parameter	Units	Spike Conc.	LCS Result	LCS % Rec	% Rec Limits	Qualifiers
Mercury	mg/L	0.0025	0.0024	98	80-120	

MATRIX SPIKE & MATRIX SPIKE DUPLICATE: 4625603 4625604

Parameter	Units	92764168001 Result	MS Spike Conc.	MSD Spike Conc.	MS Result	MSD Result	MS % Rec	MSD % Rec	% Rec Limits	RPD	Max RPD	Qual
Mercury	mg/L	ND	0.0025	0.0025	0.0027	0.0027	107	107	75-125	0	20	

Results presented on this page are in the units indicated by the "Units" column except where an alternate unit is presented to the right of the result.

This report shall not be reproduced, except in full,
without the written consent of Pace Analytical Services, LLC.

Pace Analytical Services, LLC
9800 Kincey Ave. Suite 100
Huntersville, NC 28078
(704)875-9092

QUALITY CONTROL DATA

Project: Hammond AP-2-CA-20241114
Pace Project No.: 92764273

QC Batch: 896923
QC Batch Method: SM 2540C-2015
Analysis Method: SM 2540C-2015
Analysis Description: 2540C Total Dissolved Solids
Laboratory: Pace Analytical Services - Peachtree Corners, GA
Associated Lab Samples: 92764273001, 92764273002, 92764273003, 92764273004, 92764273005, 92764273006, 92764273007, 92764273008, 92764273009

METHOD BLANK: 4617130
Matrix: Water
Associated Lab Samples: 92764273001, 92764273002, 92764273003, 92764273004, 92764273005, 92764273006, 92764273007, 92764273008, 92764273009

Parameter	Units	Blank Result	Reporting Limit	MDL	Analyzed	Qualifiers
Total Dissolved Solids	mg/L	ND	25.0	25.0	11/19/24 12:41	

LABORATORY CONTROL SAMPLE: 4617131

Parameter	Units	Spike Conc.	LCS Result	LCS % Rec	% Rec Limits	Qualifiers
Total Dissolved Solids	mg/L	400	409	102	80-120	

SAMPLE DUPLICATE: 4617132

Parameter	Units	92763574001 Result	Dup Result	RPD	Max RPD	Qualifiers
Total Dissolved Solids	mg/L	16800	16900	0	10	

SAMPLE DUPLICATE: 4617133

Parameter	Units	92764273004 Result	Dup Result	RPD	Max RPD	Qualifiers
Total Dissolved Solids	mg/L	1260	1260	0	10	

Results presented on this page are in the units indicated by the "Units" column except where an alternate unit is presented to the right of the result.

This report shall not be reproduced, except in full,
without the written consent of Pace Analytical Services, LLC.

Pace Analytical Services, LLC
9800 Kincey Ave. Suite 100
Huntersville, NC 28078
(704)875-9092

QUALITY CONTROL DATA

Project: Hammond AP-2-CA-20241114
Pace Project No.: 92764273

QC Batch: 897320
QC Batch Method: SM 2320B-2011
Analysis Method: SM 2320B-2011
Analysis Description: 2320B Alkalinity
Laboratory: Pace Analytical Services - Asheville
Associated Lab Samples: 92764273001, 92764273002, 92764273003, 92764273004

METHOD BLANK: 4619071 Matrix: Water
Associated Lab Samples: 92764273001, 92764273002, 92764273003, 92764273004

Parameter	Units	Blank Result	Reporting Limit	MDL	Analyzed	Qualifiers
Alkalinity, Total as CaCO3	mg/L	ND	5.0	5.0	11/20/24 14:57	
Alkalinity,Bicarbonate (CaCO3)	mg/L	ND	5.0	5.0	11/20/24 14:57	
Alkalinity,Carbonate (CaCO3)	mg/L	ND	5.0	5.0	11/20/24 14:57	

LABORATORY CONTROL SAMPLE: 4619072

Parameter	Units	Spike Conc.	LCS Result	LCS % Rec	% Rec Limits	Qualifiers
Alkalinity, Total as CaCO3	mg/L	50	51.3	103	80-120	

LABORATORY CONTROL SAMPLE: 4619073

Parameter	Units	Spike Conc.	LCS Result	LCS % Rec	% Rec Limits	Qualifiers
Alkalinity, Total as CaCO3	mg/L	50	51.5	103	80-120	

MATRIX SPIKE & MATRIX SPIKE DUPLICATE: 4619074 4619075

Parameter	Units	92764273003 Result	MS Spike Conc.	MSD Spike Conc.	MS Result	MSD Result	MS % Rec	MSD % Rec	% Rec Limits	RPD	Max RPD	Qual
Alkalinity, Total as CaCO3	mg/L	33.6	50	50	82.0	82.8	97	98	80-120	1	25	

MATRIX SPIKE & MATRIX SPIKE DUPLICATE: 4619076 4619077

Parameter	Units	92764273004 Result	MS Spike Conc.	MSD Spike Conc.	MS Result	MSD Result	MS % Rec	MSD % Rec	% Rec Limits	RPD	Max RPD	Qual
Alkalinity, Total as CaCO3	mg/L	281	50	50	323	330	86	98	80-120	2	25	

Results presented on this page are in the units indicated by the "Units" column except where an alternate unit is presented to the right of the result.

This report shall not be reproduced, except in full,
without the written consent of Pace Analytical Services, LLC.

Pace Analytical Services, LLC
9800 Kincey Ave. Suite 100
Huntersville, NC 28078
(704)875-9092

QUALITY CONTROL DATA

Project: Hammond AP-2-CA-20241114
Pace Project No.: 92764273

QC Batch: 897348
QC Batch Method: SM 2320B-2011
Analysis Method: SM 2320B-2011
Analysis Description: 2320B Alkalinity
Laboratory: Pace Analytical Services - Asheville
Associated Lab Samples: 92764273006, 92764273009

METHOD BLANK: 4619285 Matrix: Water
Associated Lab Samples: 92764273006, 92764273009

Parameter	Units	Blank Result	Reporting Limit	MDL	Analyzed	Qualifiers
Alkalinity, Total as CaCO3	mg/L	ND	5.0	5.0	11/20/24 20:44	
Alkalinity,Bicarbonate (CaCO3)	mg/L	ND	5.0	5.0	11/20/24 20:44	
Alkalinity,Carbonate (CaCO3)	mg/L	ND	5.0	5.0	11/20/24 20:44	

LABORATORY CONTROL SAMPLE: 4619286

Parameter	Units	Spike Conc.	LCS Result	LCS % Rec	% Rec Limits	Qualifiers
Alkalinity, Total as CaCO3	mg/L	50	50.5	101	80-120	

LABORATORY CONTROL SAMPLE: 4619287

Parameter	Units	Spike Conc.	LCS Result	LCS % Rec	% Rec Limits	Qualifiers
Alkalinity, Total as CaCO3	mg/L	50	52.0	104	80-120	

MATRIX SPIKE & MATRIX SPIKE DUPLICATE: 4619290 4619291

Parameter	Units	92764273006 Result	MS Spike Conc.	MSD Spike Conc.	MS Result	MSD Result	MS % Rec	MSD % Rec	% Rec Limits	RPD	Max RPD	Qual
Alkalinity, Total as CaCO3	mg/L	335	50	50	378	377	85	84	80-120	0	25	

Results presented on this page are in the units indicated by the "Units" column except where an alternate unit is presented to the right of the result.

REPORT OF LABORATORY ANALYSIS

This report shall not be reproduced, except in full,
without the written consent of Pace Analytical Services, LLC.

Pace Analytical Services, LLC
9800 Kincey Ave. Suite 100
Huntersville, NC 28078
(704)875-9092

QUALITY CONTROL DATA

Project: Hammond AP-2-CA-20241114
Pace Project No.: 92764273

QC Batch: 897719
QC Batch Method: SM 2320B-2011
Analysis Method: SM 2320B-2011
Analysis Description: 2320B Alkalinity
Laboratory: Pace Analytical Services - Asheville
Associated Lab Samples: 92764273005, 92764273007, 92764273008

METHOD BLANK: 4621294 Matrix: Water
Associated Lab Samples: 92764273005, 92764273007, 92764273008

Parameter	Units	Blank Result	Reporting Limit	MDL	Analyzed	Qualifiers
Alkalinity, Total as CaCO3	mg/L	ND	5.0	5.0	11/21/24 18:10	
Alkalinity,Bicarbonate (CaCO3)	mg/L	ND	5.0	5.0	11/21/24 18:10	
Alkalinity,Carbonate (CaCO3)	mg/L	ND	5.0	5.0	11/21/24 18:10	

LABORATORY CONTROL SAMPLE: 4621295

Parameter	Units	Spike Conc.	LCS Result	LCS % Rec	% Rec Limits	Qualifiers
Alkalinity, Total as CaCO3	mg/L	50	51.4	103	80-120	

LABORATORY CONTROL SAMPLE: 4621296

Parameter	Units	Spike Conc.	LCS Result	LCS % Rec	% Rec Limits	Qualifiers
Alkalinity, Total as CaCO3	mg/L	50	50.5	101	80-120	

MATRIX SPIKE & MATRIX SPIKE DUPLICATE: 4621297 4621298

Parameter	Units	92764884002 Result	MS Spike Conc.	MSD Spike Conc.	MS Result	MSD Result	MS % Rec	MSD % Rec	% Rec Limits	RPD	Max RPD	Qual
Alkalinity, Total as CaCO3	mg/L	41.6	50	50	91.3	91.4	99	100	80-120	0	25	

MATRIX SPIKE & MATRIX SPIKE DUPLICATE: 4621299 4621300

Parameter	Units	92764886001 Result	MS Spike Conc.	MSD Spike Conc.	MS Result	MSD Result	MS % Rec	MSD % Rec	% Rec Limits	RPD	Max RPD	Qual
Alkalinity, Total as CaCO3	mg/L	28.5	50	50	77.4	78.0	98	99	80-120	1	25	

Results presented on this page are in the units indicated by the "Units" column except where an alternate unit is presented to the right of the result.

This report shall not be reproduced, except in full,
without the written consent of Pace Analytical Services, LLC.

Pace Analytical Services, LLC
9800 Kincey Ave. Suite 100
Huntersville, NC 28078
(704)875-9092

QUALITY CONTROL DATA

Project: Hammond AP-2-CA-20241114
Pace Project No.: 92764273

QC Batch: 896846
QC Batch Method: SM 4500-S2D-2011
Analysis Method: SM 4500-S2D-2011
Analysis Description: 4500S2D Sulfide Water
Laboratory: Pace Analytical Services - Asheville
Associated Lab Samples: 92764273001, 92764273002, 92764273003, 92764273004, 92764273005, 92764273006, 92764273007, 92764273008, 92764273009

METHOD BLANK: 4616932
Matrix: Water
Associated Lab Samples: 92764273001, 92764273002, 92764273003, 92764273004, 92764273005, 92764273006, 92764273007, 92764273008, 92764273009

Parameter	Units	Blank Result	Reporting Limit	MDL	Analyzed	Qualifiers
Sulfide	mg/L	ND	0.10	0.022	11/20/24 03:37	

LABORATORY CONTROL SAMPLE: 4616933

Parameter	Units	Spike Conc.	LCS Result	LCS % Rec	% Rec Limits	Qualifiers
Sulfide	mg/L	0.5	0.53	106	80-120	

MATRIX SPIKE & MATRIX SPIKE DUPLICATE: 4616934 4616935

Parameter	Units	92763636002 Result	MS Spike Conc.	MSD Spike Conc.	MS Result	MSD Result	MS % Rec	MSD % Rec	% Rec Limits	RPD	Max RPD	Qual
Sulfide	mg/L	ND	0.5	0.5	0.54	0.56	106	110	80-120	3	10	

MATRIX SPIKE & MATRIX SPIKE DUPLICATE: 4616936 4616937

Parameter	Units	92763967033 Result	MS Spike Conc.	MSD Spike Conc.	MS Result	MSD Result	MS % Rec	MSD % Rec	% Rec Limits	RPD	Max RPD	Qual
Sulfide	mg/L	ND	0.5	0.5	0.52	0.53	104	105	80-120	1	10	

Results presented on this page are in the units indicated by the "Units" column except where an alternate unit is presented to the right of the result.

This report shall not be reproduced, except in full,
without the written consent of Pace Analytical Services, LLC.

Pace Analytical Services, LLC
9800 Kincey Ave. Suite 100
Huntersville, NC 28078
(704)875-9092

QUALITY CONTROL DATA

Project: Hammond AP-2-CA-20241114
Pace Project No.: 92764273

QC Batch: 896750
QC Batch Method: EPA 300.0 Rev 2.1 1993
Analysis Method: EPA 300.0 Rev 2.1 1993
Analysis Description: 300.0 IC Anions
Laboratory: Pace Analytical Services - Asheville
Associated Lab Samples: 92764273001, 92764273002, 92764273003, 92764273004, 92764273005

METHOD BLANK: 4616328
Matrix: Water
Associated Lab Samples: 92764273001, 92764273002, 92764273003, 92764273004, 92764273005

Parameter	Units	Blank Result	Reporting Limit	MDL	Analyzed	Qualifiers
Chloride	mg/L	ND	1.0	0.60	11/18/24 20:06	
Fluoride	mg/L	ND	0.10	0.050	11/18/24 20:06	
Sulfate	mg/L	ND	1.0	0.50	11/18/24 20:06	

LABORATORY CONTROL SAMPLE: 4616329

Parameter	Units	Spike Conc.	LCS Result	LCS % Rec	% Rec Limits	Qualifiers
Chloride	mg/L	50	51.1	102	90-110	
Fluoride	mg/L	2.5	2.5	101	90-110	
Sulfate	mg/L	50	50.8	102	90-110	

MATRIX SPIKE & MATRIX SPIKE DUPLICATE: 4616330 4616331

Parameter	Units	92764302001 Result	MS Spike Conc.	MSD Spike Conc.	MS Result	MSD Result	MS % Rec	MSD % Rec	% Rec Limits	RPD	Max RPD	Qual
Chloride	mg/L	2.5	50	50	53.0	55.8	101	107	90-110	5	10	
Fluoride	mg/L	0.33	2.5	2.5	2.8	3.0	101	106	90-110	4	10	
Sulfate	mg/L	ND	50	50	49.6	52.1	98	103	90-110	5	10	

MATRIX SPIKE & MATRIX SPIKE DUPLICATE: 4616332 4616333

Parameter	Units	92764302007 Result	MS Spike Conc.	MSD Spike Conc.	MS Result	MSD Result	MS % Rec	MSD % Rec	% Rec Limits	RPD	Max RPD	Qual
Chloride	mg/L	51.3	50	50	86.2	86.6	70	71	90-110	0	10	M1
Fluoride	mg/L	0.10	2.5	2.5	2.8	2.8	106	108	90-110	2	10	
Sulfate	mg/L	ND	50	50	51.0	51.9	101	103	90-110	2	10	

Results presented on this page are in the units indicated by the "Units" column except where an alternate unit is presented to the right of the result.

This report shall not be reproduced, except in full,
without the written consent of Pace Analytical Services, LLC.

Pace Analytical Services, LLC
9800 Kincey Ave. Suite 100
Huntersville, NC 28078
(704)875-9092

QUALITY CONTROL DATA

Project: Hammond AP-2-CA-20241114
Pace Project No.: 92764273

QC Batch: 896751
QC Batch Method: EPA 300.0 Rev 2.1 1993
Analysis Method: EPA 300.0 Rev 2.1 1993
Analysis Description: 300.0 IC Anions
Laboratory: Pace Analytical Services - Asheville
Associated Lab Samples: 92764273006, 92764273007, 92764273008, 92764273009

METHOD BLANK: 4616339
Matrix: Water
Associated Lab Samples: 92764273006, 92764273007, 92764273008, 92764273009

Parameter	Units	Blank Result	Reporting Limit	MDL	Analyzed	Qualifiers
Chloride	mg/L	ND	1.0	0.60	11/18/24 20:36	
Fluoride	mg/L	ND	0.10	0.050	11/18/24 20:36	
Sulfate	mg/L	ND	1.0	0.50	11/18/24 20:36	

LABORATORY CONTROL SAMPLE: 4616340

Parameter	Units	Spike Conc.	LCS Result	LCS % Rec	% Rec Limits	Qualifiers
Chloride	mg/L	50	51.8	104	90-110	
Fluoride	mg/L	2.5	2.5	101	90-110	
Sulfate	mg/L	50	51.5	103	90-110	

MATRIX SPIKE & MATRIX SPIKE DUPLICATE: 4616341 4616342

Parameter	Units	92764273006 Result	MS Spike Conc.	MSD Spike Conc.	MS Result	MSD Result	MS % Rec	MSD % Rec	% Rec Limits	RPD	Max RPD	Qual
Chloride	mg/L	88.7	50	50	134	132	90	87	90-110	1	10	M1
Fluoride	mg/L	0.077J	2.5	2.5	2.7	2.7	103	106	90-110	3	10	
Sulfate	mg/L	361	50	50	411	402	101	84	90-110	2	10	M1

MATRIX SPIKE & MATRIX SPIKE DUPLICATE: 4616454 4616455

Parameter	Units	92764391004 Result	MS Spike Conc.	MSD Spike Conc.	MS Result	MSD Result	MS % Rec	MSD % Rec	% Rec Limits	RPD	Max RPD	Qual
Chloride	mg/L	18.5	50	50	68.8	68.9	101	101	90-110	0	10	
Fluoride	mg/L	0.16	2.5	2.5	2.6	2.6	99	99	90-110	0	10	
Sulfate	mg/L	11.6	50	50	62.2	62.2	101	101	90-110	0	10	

Results presented on this page are in the units indicated by the "Units" column except where an alternate unit is presented to the right of the result.

This report shall not be reproduced, except in full,
without the written consent of Pace Analytical Services, LLC.

Pace Analytical Services, LLC
9800 Kincey Ave. Suite 100
Huntersville, NC 28078
(704)875-9092

QUALIFIERS

Project: Hammond AP-2-CA-20241114
Pace Project No.: 92764273

DEFINITIONS

DF - Dilution Factor, if reported, represents the factor applied to the reported data due to dilution of the sample aliquot.

ND - Not Detected at or above adjusted reporting limit.

TNTC - Too Numerous To Count

J - Estimated concentration above the adjusted method detection limit and below the adjusted reporting limit.

MDL - Adjusted Method Detection Limit.

PQL - Practical Quantitation Limit.

RL - Reporting Limit - The lowest concentration value that meets project requirements for quantitative data with known precision and bias for a specific analyte in a specific matrix.

S - Surrogate

1,2-Diphenylhydrazine decomposes to and cannot be separated from Azobenzene using Method 8270. The result for each analyte is a combined concentration.

Consistent with EPA guidelines, unrounded data are displayed and have been used to calculate % recovery and RPD values.

LCS(D) - Laboratory Control Sample (Duplicate)

MS(D) - Matrix Spike (Duplicate)

DUP - Sample Duplicate

RPD - Relative Percent Difference

NC - Not Calculable.

SG - Silica Gel - Clean-Up

U - Indicates the compound was analyzed for, but not detected.

Acid preservation may not be appropriate for 2 Chloroethylvinyl ether.

A separate vial preserved to a pH of 4-5 is recommended in SW846 Chapter 4 for the analysis of Acrolein and Acrylonitrile by EPA Method 8260.

N-Nitrosodiphenylamine decomposes and cannot be separated from Diphenylamine using Method 8270. The result reported for each analyte is a combined concentration.

Reported results are not rounded until the final step prior to reporting. Therefore, calculated parameters that are typically reported as "Total" may vary slightly from the sum of the reported component parameters.

Pace Analytical is TNI accredited. Contact your Pace PM for the current list of accredited analytes.

TNI - The NELAC Institute.

ANALYTE QUALIFIERS

M1 Matrix spike recovery exceeded QC limits. Batch accepted based on laboratory control sample (LCS) recovery.

This report shall not be reproduced, except in full,
without the written consent of Pace Analytical Services, LLC.

Pace Analytical Services, LLC
9800 Kincey Ave. Suite 100
Huntersville, NC 28078
(704)875-9092

QUALITY CONTROL DATA CROSS REFERENCE TABLE

Project: Hammond AP-2-CA-20241114
Pace Project No.: 92764273

Lab ID	Sample ID	QC Batch Method	QC Batch	Analytical Method	Analytical Batch
92764273001	**HAM-PT-01**	EPA 3010A	897026	EPA 6010D	897104
92764273002	**HAM-PT-02**	EPA 3010A	897026	EPA 6010D	897104
92764273003	**HAM-PT-03**	EPA 3010A	897026	EPA 6010D	897104
92764273004	**HAM-PT-04**	EPA 3010A	897026	EPA 6010D	897104
92764273005	**HAM-PT-05**	EPA 3010A	897026	EPA 6010D	897104
92764273006	**HAM-PT-06**	EPA 3010A	897026	EPA 6010D	897104
92764273007	**HAM-AP2-EB-01**	EPA 3010A	897026	EPA 6010D	897104
92764273008	**HAM-AP2-FB-01**	EPA 3010A	897026	EPA 6010D	897104
92764273009	**HAM-AP2-FD-01**	EPA 3010A	897026	EPA 6010D	897104
92764273001	**HAM-PT-01**	EPA 3005A	897025	EPA 6020B	897120
92764273002	**HAM-PT-02**	EPA 3005A	897025	EPA 6020B	897120
92764273003	**HAM-PT-03**	EPA 3005A	897025	EPA 6020B	897120
92764273004	**HAM-PT-04**	EPA 3005A	897025	EPA 6020B	897120
92764273005	**HAM-PT-05**	EPA 3005A	897025	EPA 6020B	897120
92764273006	**HAM-PT-06**	EPA 3005A	897025	EPA 6020B	897120
92764273007	**HAM-AP2-EB-01**	EPA 3005A	897025	EPA 6020B	897120
92764273008	**HAM-AP2-FB-01**	EPA 3005A	897025	EPA 6020B	897120
92764273009	**HAM-AP2-FD-01**	EPA 3005A	897025	EPA 6020B	897120
92764273001	**HAM-PT-01**	EPA 7470A	898498	EPA 7470A	898771
92764273002	**HAM-PT-02**	EPA 7470A	898498	EPA 7470A	898771
92764273003	**HAM-PT-03**	EPA 7470A	898498	EPA 7470A	898771
92764273004	**HAM-PT-04**	EPA 7470A	898498	EPA 7470A	898771
92764273005	**HAM-PT-05**	EPA 7470A	898498	EPA 7470A	898771
92764273006	**HAM-PT-06**	EPA 7470A	898498	EPA 7470A	898771
92764273007	**HAM-AP2-EB-01**	EPA 7470A	898498	EPA 7470A	898771
92764273008	**HAM-AP2-FB-01**	EPA 7470A	898498	EPA 7470A	898771
92764273009	**HAM-AP2-FD-01**	EPA 7470A	898498	EPA 7470A	898771
92764273001	**HAM-PT-01**	SM 2540C-2015	896923		
92764273002	**HAM-PT-02**	SM 2540C-2015	896923		
92764273003	**HAM-PT-03**	SM 2540C-2015	896923		
92764273004	**HAM-PT-04**	SM 2540C-2015	896923		
92764273005	**HAM-PT-05**	SM 2540C-2015	896923		
92764273006	**HAM-PT-06**	SM 2540C-2015	896923		
92764273007	**HAM-AP2-EB-01**	SM 2540C-2015	896923		
92764273008	**HAM-AP2-FB-01**	SM 2540C-2015	896923		
92764273009	**HAM-AP2-FD-01**	SM 2540C-2015	896923		
92764273001	**HAM-PT-01**	SM 2320B-2011	897320		
92764273002	**HAM-PT-02**	SM 2320B-2011	897320		
92764273003	**HAM-PT-03**	SM 2320B-2011	897320		
92764273004	**HAM-PT-04**	SM 2320B-2011	897320		
92764273005	**HAM-PT-05**	SM 2320B-2011	897719		
92764273006	**HAM-PT-06**	SM 2320B-2011	897348		
92764273007	**HAM-AP2-EB-01**	SM 2320B-2011	897719		
92764273008	**HAM-AP2-FB-01**	SM 2320B-2011	897719		
92764273009	**HAM-AP2-FD-01**	SM 2320B-2011	897348		

This report shall not be reproduced, except in full,
without the written consent of Pace Analytical Services, LLC.

Pace Analytical Services, LLC
9800 Kincey Ave. Suite 100
Huntersville, NC 28078
(704)875-9092

QUALITY CONTROL DATA CROSS REFERENCE TABLE

Project: Hammond AP-2-CA-20241114
Pace Project No.: 92764273

Lab ID	Sample ID	QC Batch Method	QC Batch	Analytical Method	Analytical Batch
92764273001	**HAM-PT-01**	SM 4500-S2D-2011	896846		
92764273002	**HAM-PT-02**	SM 4500-S2D-2011	896846		
92764273003	**HAM-PT-03**	SM 4500-S2D-2011	896846		
92764273004	**HAM-PT-04**	SM 4500-S2D-2011	896846		
92764273005	**HAM-PT-05**	SM 4500-S2D-2011	896846		
92764273006	**HAM-PT-06**	SM 4500-S2D-2011	896846		
92764273007	**HAM-AP2-EB-01**	SM 4500-S2D-2011	896846		
92764273008	**HAM-AP2-FB-01**	SM 4500-S2D-2011	896846		
92764273009	**HAM-AP2-FD-01**	SM 4500-S2D-2011	896846		
92764273001	**HAM-PT-01**	EPA 300.0 Rev 2.1 1993	896750		
92764273002	**HAM-PT-02**	EPA 300.0 Rev 2.1 1993	896750		
92764273003	**HAM-PT-03**	EPA 300.0 Rev 2.1 1993	896750		
92764273004	**HAM-PT-04**	EPA 300.0 Rev 2.1 1993	896750		
92764273005	**HAM-PT-05**	EPA 300.0 Rev 2.1 1993	896750		
92764273006	**HAM-PT-06**	EPA 300.0 Rev 2.1 1993	896751		
92764273007	**HAM-AP2-EB-01**	EPA 300.0 Rev 2.1 1993	896751		
92764273008	**HAM-AP2-FB-01**	EPA 300.0 Rev 2.1 1993	896751		
92764273009	**HAM-AP2-FD-01**	EPA 300.0 Rev 2.1 1993	896751		

This report shall not be reproduced, except in full,
without the written consent of Pace Analytical Services, LLC.

Pace Analytical
www.pacelabs.com

CHAIN-OF-CUSTODY / Analytical Request Document

The Chain-of-Custody is a LEGAL DOCUMENT. All relevant fields must be completed accurately

Page: 1 of 2

Section A
Required Client Information:

Company:	GA Power
Address:	Atlanta, GA
Email To:	SCS Contacts
Phone:	Fax:
Requested Due Date/TAT:	**10 Day**

Section B
Required Project Information:

Report To:	SCS Contacts
Copy To:	Geosyntec Contacts
Purchase Order No.:	GPC82474-0001
Project Name:	Hammond AP-2
Project Number:	

Section C
Invoice Information:

Attention:	Southern Co.
Company Name:	
Address:	
Pace Quote Reference:	
Pace Project Manager:	Bonnie Vang
Pace Profile #:	16483

REGULATORY AGENCY

☐ NPDES ☐ GROUND WATER ☐ DRINKING WATER
☐ UST ☐ RCRA ☑ OTHER ~~CCR~~

Site Location STATE: GA

Section D
Required Client Information

Valid Matrix Codes

MATRIX	CODE
DRINKING WATER	DW
WATER	WT
WASTE WATER	WW
PRODUCT	P
SOIL/SOLID	SL
OIL	OL
WIPE	WP
AIR	AR
OTHER	OT
TISSUE	TS

SAMPLE ID
(A-Z, 0-9 / ,-)
Sample IDs MUST BE UNIQUE

Requested Analysis Filtered (Y/N)

ITEM #	SAMPLE ID	MATRIX CODE (see valid codes to left)	SAMPLE TYPE (G=GRAB C=COMP)	COLLECTED COMPOSITE DATE	COLLECTED COMPOSITE TIME	COLLECTED COMPOSITE DATE	COLLECTED COMPOSITE TIME	SAMPLE TEMP AT COLLECTION	# OF CONTAINERS	Unpreserved	H_2SO_4	HNO_3	HCl	NaOH	$Na_2S_2O_3$	Methanol	Other	Analysis Test Y/N	Chloride, Fluoride, Sulfate	Full App III and IV metals	Major Ions (Profile 10839-2):	TDS	Residual Chlorine (Y/N)	Pace Project No./ Lab I.D.
										Preservatives									N	N	N	N		
1	HAM-PT-01	WG	G	11/14/2024	1111			19	5	3		1					1		X	X	X	X	N	
2	HAM-PT-02	WG	G	11/14/2024	1318			19	5	3		1					1		X	X	X	X	N	
3	HAM-PT-03	WG	G	11/14/2024	0951			18	5	3		1					1		X	X	X	X	N	
4	HAM-PT-04	WG	G	11/14/2024	1359			19	5	3		1					1		X	X	X	X	N	
5	HAM-PT-05	WG	G	11/14/2024	1157			18	5	3		1					1		X	X	X	X	N	
6	HAM-PT-06	WG	G	11/14/2024	1033			18	5	3		1					1		X	X	X	X	N	
7	HAM-AP2-EB-01 ~~HAM-AP1-EB-01~~ JN 11/18/2024	WQ	G	11/15/2024	1050			19	5	3		1					1		X	X	X	X	N	
	HAM-AP2-FB-01 ~~HAM-AP1-FB-01~~	WQ	G	11/15/2024	1045			19	5	3		1					1		X	X	X	X	N	
	HAM-AP2-FD-01 ~~HAM-AP1-FD-01~~	WG	G	11/14/2024	0000			19	5	3		1					1		X	X	X	X	N	
10																								
11																								
12																								

JN 11/18/2024

JN 11/18/2024

ADDITIONAL COMMENTS	RELINQUISHED BY / AFFILIATION	DATE	TIME	ACCEPTED BY / AFFILIATION	DATE	TIME	SAMPLE CONDITIONS
Task Code: HAM-CCR-CA-20241114	Zain Webb / Geosyntec	11-18-24	1025	Ryan Williams / Pace	11/18/24	1125	

HAM-AP2-EB-01

SAMPLER NAME AND SIGNATURE

PRINT Name of SAMPLER: Zain Webb / Geosyntec Consultants, Inc.

SIGNATURE of SAMPLER: Zain Webb **DATE Signed (MM/DD/YY):** 11-18-24

Temp in °C | Received on Ice (Y/N) | Custody Sealed Cooler (Y/N) | Samples Intact (Y/N)

*Important Note: By signing this form you are accepting Pace's NET 30 day payment terms and agreeing to late charges of 1.5% per month for any invoices not paid within 30 days

F-ALL-Q-020rev.07 | 15-Feb-2007

WO# : 92764273

92764273

Pace Analytical

CHAIN-OF-CUSTODY / Analytical Request Document

The Chain-of-Custody is a LEGAL DOCUMENT. All relevant fields must be completed accurately.

Section A Required Client Information:

Company:	GA Power
Address:	Atlanta, GA
Email To:	SCS Contacts
Phone:	Fax:
Requested Due Date/TAT:	10 Day

Section B Required Project Information:

Report To:	SCS Contacts
Copy To:	Geosyntec Contacts
Purchase Order No.:	GPC82474-0001
Project Name:	Hammond AP-2
Project Number:	

Section C Invoice Information:

Attention:	Southern Co
Company Name:	
Address:	
Pace Quote Reference:	
Pace Project Manager:	Bonnie Vang
Pace Profile #:	16483

REGULATORY AGENCY

☐ NPDES ☐ GROUND WATER ☐ DRINKING WATER

☐ UST ☐ RCRA ☑ OTHER CCR

Site Location STATE: GA

Section D Required Client Information

Valid Matrix Codes

MATRIX	CODE
DRINKING WATER	DW
WATER	WT
WASTE WATER	WW
PRODUCT	P
SOIL/SOLID	SL
OIL	OL
WIPE	WP
AIR	AR
OTHER	OT
TISSUE	TS

SAMPLE ID (A-Z, 0-9 / ,-) Sample IDs MUST BE UNIQUE

Requested Analysis Filtered (Y/N)

ITEM #	SAMPLE ID	MATRIX CODE (see valid codes to left)	SAMPLE TYPE (G=GRAB C=COMP)	COLLECTED COMPOSITE DATE	COLLECTED COMPOSITE TIME	COLLECTED COMPOSITE DATE	COLLECTED COMPOSITE TIME	SAMPLE TEMP AT COLLECTION	# OF CONTAINERS	Preservatives: Unpreserved	H_2SO_4	HNO_3	HCl	NaOH	$Na_2S_2O_3$	Methanol	Other	Analysis Test Y/N	Chloride, Fluoride, Sulfate	Full App. III and IV metals	Major Ions (Profile 10839-2)	TDS	Residual Chlorine (Y/N)	Pace Project No./ Lab I.D.
																			N	N	N	N		
1	HAM-PT-01	WG	C	11/14/2024	1111			19	5	3		1					1		X	X	X	X	N	
2	HAM-PT-02	WG	G	11/14/2024	1318			19	5	3		1					1		X	X	X	X	N	
3	HAM-PT-03	WG	G	11/14/2024	0951			18	5	3		1					1		X	X	X	X	N	
4	HAM-PT-04	WG	G	11/14/2024	1359			19	5	3		1					1		X	X	X	X	N	
5	HAM-PT-05	WG	G	11/14/2024	1157			18	5	3		1					1		X	X	X	X	N	
6	HAM-PT-06	WG	G	11/14/2024	1033			18	5	3		1					1		X	X	X	X	N	
7	HAM-AP1-EB-01	WQ	G	11/15/2024	1050			19	5	3		1					1		X	X	X	X	N	
8	HAM-AP1-FB-01	WQ	G	11/15/2024	1045			19	5	3		1					1		X	X	X	X	N	
9	HAM-AP1-FD-01	WG	G	11/14/2024	0000			19	5	3		1					1		X	X	X	X	N	
10																								
11																								
12																								

ADDITIONAL COMMENTS	RELINQUISHED BY / AFFILIATION	DATE	TIME	ACCEPTED BY / AFFILIATION	DATE	TIME	SAMPLE CONDITIONS
Task Code: HAM-CCR-CA-20241114	Zain Webb / Geosyntec	11-18-24	1025	Ryan William / Pace	11/18/24	1125	
	Ryan William / Pace	11/18/24	1215		11/18/24	1215	

SAMPLER NAME AND SIGNATURE

PRINT Name of SAMPLER: Zain Webb / Geosyntec Consultants, Inc

SIGNATURE of SAMPLER: Zain Webb DATE Signed (MM/DD/YY): 11-18-24

Temp in °C | Received on Ice (Y/N) | Custody Sealed Cooler (Y/N) | Samples Intact (Y/N)

*Important Note: By signing this form you are accepting Pace's NET 30 day payment terms and agreeing to late charges of 1.5% per month for any invoices not paid within 30 days.

F-ALL-Q-020rev.07, 15-Feb-2007

Pace	DC#_Title: ENV-FRM-HUN1-0083 v05_Sample Condition Upon Receipt
	Effective Date: 05/24/2024

Laboratory receiving samples:
Asheville ☐ Eden ☐ Greenwood ☐ Huntersville ☐ Raleigh ☐ Mechanicsville ☐ Atlanta ☑ Kernersville ☐

Sample Condition Upon Receipt

Client Name: GA Power

Project #: **WO#: 92764273**

PM: BV **Due Date: 12/04/24**
CLIENT: 92- GP-HAM

Courier: ☐ Commercial ☐ Fed Ex ☑ Pace ☐ UPS ☐ USPS ☐ Other:____ ☐ Client

Custody Seal Present? ☑ Yes ☐ No Seals Intact? ☑ Yes ☐ No ☐ N/A

Date/Initials Person Examining Contents: 11/5/24 OM

Packing Material: ☑ Bubble Wrap ☐ Bubble Bags ☐ None ☐ Other

Biological Tissue Frozen? ☐ Yes ☐ No ☑ N/A

Thermometer: ☐ IR Gun ID: 214

Type of Ice: ☑ Wet ☐ Blue ☐ None

Cooler Temp: 2.6 Correction Factor: Add/Subtract (°C) 0

Cooler Temp Corrected (°C): 2.6

Temp should be above freezing to 6°C
☐ Samples out of temp criteria. Samples on ice, cooling process has begun

USDA Regulated Soil (☐ N/A, water sample)
Did samples originate in a quarantine zone within the United States: CA, NY, or SC (check maps)? ☐ Yes ☐ No

Did samples originate from a foreign source (internationally, including Hawaii and Puerto Rico)? ☐ Yes ☐ No

				Comments/Discrepancy:
Chain of Custody Present?	☑ Yes	☐ No	☐ N/A	1.
Samples Arrived within Hold Time?	☑ Yes	☐ No	☐ N/A	2.
Short Hold Time Analysis (<72 hr.)?	☐ Yes	☑ No	☐ N/A	3.
Rush Turn Around Time Requested?	☐ Yes	☑ No	☐ N/A	4.
Sufficient Volume?	☑ Yes	☐ No	☐ N/A	5.
Correct Containers Used?	☑ Yes	☐ No	☐ N/A	6.
-Pace Containers Used?	☑ Yes	☐ No	☐ N/A	
Containers Intact?	☑ Yes	☐ No	☐ N/A	7.
Dissolved analysis: Samples Field Filtered?	☐ Yes	☑ No	☐ N/A	8.
Sample Labels Match COC?	☐ Yes	☑ No	☐ N/A	9. labels for AP1 are for AP2
-Includes Date/Time/ID/Analysis Matrix: WG WQ				
Headspace in VOA Vials (>5-6mm)?	☐ Yes	☐ No	☑ N/A	10.
Trip Blank Present?	☐ Yes	☐ No	☑ N/A	11.
Trip Blank Custody Seals Present?	☐ Yes	☐ No	☑ N/A	

Field Data Required? ☐ Yes ☐ No

COMMENTS/SAMPLE DISCREPANCY

Lot ID of split containers:

CLIENT NOTIFICATION/RESOLUTION

Person contacted: _____ Date/Time: _____

Project Manager SCURF Review: _____ Date: _____

Project Manager SRF Review: _____ Date: _____

Pace

DC#_Title: ENV-FRM-HUN1-0083 v05_Sample Condition Upon Receipt

Effective Date: 05/24/2024

WO#: 92764273

*Check mark top half of box if pH and/or dechlorination is verified and within the acceptance range for preservation samples.
Exceptions: VOA, Coliform, TOC, Oil and Grease, DRO/8015 (water) DOC, LLHg
**Bottom half of box is to list number of bottles
***Check all unpreserved Nitrates for chlorine

Project #

PM: BV Due Date: 12/04/24
CLIENT: 92- GP-HAM

Laboratory Receiving Location: Asheville ☐ Eden ☐ Greenwood ☐ Huntersville ☐ Raleigh ☐ Mechanicsville ☐ Atlanta ☐ Kernersville ☐

Client GA Power Profile/EZ (Circle one) Notes

Item#	BP4U-125 mL Plastic Unpreserved (N/A) (Cl-)	BP3U-250 mL Plastic Unpreserved (N/A)	BP2U-500 mL Plastic Unpreserved (N/A)	BP1U-1 liter Plastic Unpreserved (N/A)		BP4S-125 mL Plastic H2SO4 (pH < 2) (Cl-)	BP3N-250 mL plastic HNO3 (pH < 2)	BP4Z-125 mL Plastic ZN Acetate & NaOH (>9)	BP4B-125 mL Plastic NaOH (pH > 12) (Cl-)	WGFU-Wide-mouthed Glass Jar Unpreserved	AG1U-1 liter Amber Unpreserved (N/A) (Cl-)	AG1H-1 liter Amber HCl (pH < 2)	AG3U-250 mL Amber Unpreserved (N/A) (Cl-)	AG1S-1 liter Amber H2SO4 (pH < 2)	AG3S-250 mL Amber H2SO4 (pH < 2)	DG94-40 mL Amber NH4Cl (N/A)(Cl-)	DG9H-40 mL VOA HCl (N/A)	VG9T-40 mL VOA Na2S2O3 (N/A)	VG9U-40 mL VOA Unpreserved (N/A)	DG9V-40 mL VOA H3PO4 (N/A)	KP7U-50 mL Plastic Unpreserved (N/A)	V/GK (3 vials per kit)-VPH/Gas kit (N/A)	SP5T-125 mL Sterile Plastic (N/A – lab)	SP2T-250 mL Sterile Plastic (N/A – lab)		BP3R-250 mL Plastic (NH2)2SO4 (9.3-9.7)	AGDU-100 mL Amber Unpreserved (N/A) (Cl-)	VSGU-20 mL Scintillation vials (N/A)	DG9U-40 mL Amber Unpreserved vials (N/A)
CC																													
1		2	1				1	1																					
2		2	1				1	1																					
3		2	1				1	1																					
4		2	1				1	1																					
5		2	1				1	1																					
6		2	1				1	1																					
7		2	1				1	1																					
8		2	1				1	1																					
9		2	1				1	1																					
10																													
11																													
12																													

pH Adjustment Log for Preserved Samples

Sample ID	Type of Preservative	pH upon receipt	Date preservation adjusted	Time preservation adjusted	Amount of Preservative added	Lot #

Note: Whenever there is a discrepancy affecting North Carolina compliance samples, a copy of this form will be sent to the North Carolina DENR Certification Office (i.e. Out of hold, incorrect preservative, out of temp, incorrect containers.

Pace Analytical Services, LLC
9800 Kincey Ave. Suite 100
Huntersville, NC 28078
(704)875-9092

November 25, 2024

Kristen Jurinko
Southern Company
241 Ralph McGill Blvd NE
Bin 10160
Atlanta, GA 30308

RE: Project: Hammond AP-2-CA-20241114
Pace Project No.: 92764281

Dear Kristen Jurinko:

Enclosed are the analytical results for sample(s) received by the laboratory on November 18, 2024. The results relate only to the samples included in this report. Results reported herein conform to the applicable TNI/NELAC Standards and the laboratory's Quality Manual, where applicable, unless otherwise noted in the body of the report.

The test results provided in this final report were generated by each of the following laboratories within the Pace Network:

- Pace Analytical Services - Peachtree Corners, GA

If you have any questions concerning this report, please feel free to contact me.

Sincerely,

Bonnie Vang

Bonnie Vang
bonnie.vang@pacelabs.com
704-977-0968
Project Manager

Enclosures

cc: Kip Gray, Geosyntec
Christine Hug, Geosyntec Consultants, Inc.
Thomas Kessler, Geosyntec Consultants
Whitney Law, Geosyntec Consultants
Laura Midkiff, Southern Company
Caroline Nelson, Geosyntec Consultants, Inc
Jamie Newsome, Geosyntec Consultants
Zain Webb, Geosyntec Consultants

REPORT OF LABORATORY ANALYSIS

This report shall not be reproduced, except in full,
without the written consent of Pace Analytical Services, LLC.

Pace Analytical Services, LLC
9800 Kincey Ave. Suite 100
Huntersville, NC 28078
(704)875-9092

CERTIFICATIONS

Project:	Hammond AP-2-CA-20241114
Pace Project No.:	92764281

Pace Analytical Services Peachtree Corners

110 Technology Pkwy, Peachtree Corners, GA 30092
Florida DOH Certification #: E87315
Georgia DW Inorganics Certification #: 812
North Carolina Certification #: 381
South Carolina Certification #: 98011001
Virginia Certification #: 460204

This report shall not be reproduced, except in full,
without the written consent of Pace Analytical Services, LLC.

Pace Analytical Services, LLC
9800 Kincey Ave. Suite 100
Huntersville, NC 28078
(704)875-9092

SAMPLE SUMMARY

Project: Hammond AP-2-CA-20241114
Pace Project No.: 92764281

Lab ID	Sample ID	Matrix	Date Collected	Date Received
92764281001	**HAM-MW-56**	Water	11/14/24 15:58	11/18/24 11:25
92764281002	**HAM-MW-57**	Water	11/15/24 10:20	11/18/24 11:25
92764281003	**HAM-MW-58**	Water	11/15/24 10:21	11/18/24 11:25
92764281004	**HAM-MW-59**	Water	11/14/24 16:44	11/18/24 11:25

This report shall not be reproduced, except in full,
without the written consent of Pace Analytical Services, LLC.

Pace Analytical Services, LLC
9800 Kincey Ave. Suite 100
Huntersville, NC 28078
(704)875-9092

SAMPLE ANALYTE COUNT

Project: Hammond AP-2-CA-20241114
Pace Project No.: 92764281

Lab ID	Sample ID	Method	Analysts	Analytes Reported
92764281001	**HAM-MW-56**	EPA 6010D	AJM	1
		EPA 6020B	CW1	2
92764281002	**HAM-MW-57**	EPA 6010D	AJM	1
		EPA 6020B	CW1	2
92764281003	**HAM-MW-58**	EPA 6010D	AJM	1
		EPA 6020B	CW1	2
92764281004	**HAM-MW-59**	EPA 6010D	AJM	1
		EPA 6020B	CW1	2

PASI-GA = Pace Analytical Services - Peachtree Corners, GA

This report shall not be reproduced, except in full,
without the written consent of Pace Analytical Services, LLC.

Pace Analytical Services, LLC
9800 Kincey Ave. Suite 100
Huntersville, NC 28078
(704)875-9092

SUMMARY OF DETECTION

Project: Hammond AP-2-CA-20241114
Pace Project No.: 92764281

Lab Sample ID Method	Client Sample ID Parameters	Result	Units	Report Limit	Analyzed	Qualifiers
92764281001	**HAM-MW-56**					
EPA 6010D	Sodium	9.3	mg/L	1.0	11/19/24 19:09	
EPA 6020B	Boron	7.9	mg/L	0.40	11/22/24 16:53	
EPA 6020B	Cobalt	0.066	mg/L	0.0050	11/22/24 14:39	
92764281002	**HAM-MW-57**					
EPA 6010D	Sodium	13.0	mg/L	1.0	11/19/24 19:14	
EPA 6020B	Boron	8.0	mg/L	0.40	11/22/24 16:57	
EPA 6020B	Cobalt	0.057	mg/L	0.0050	11/22/24 14:43	
92764281003	**HAM-MW-58**					
EPA 6010D	Sodium	13.6	mg/L	1.0	11/19/24 19:19	
EPA 6020B	Boron	2.1	mg/L	0.40	11/22/24 17:01	
EPA 6020B	Cobalt	0.019	mg/L	0.0050	11/22/24 14:47	
92764281004	**HAM-MW-59**					
EPA 6010D	Sodium	18.6	mg/L	1.0	11/19/24 19:24	
EPA 6020B	Boron	8.5	mg/L	0.40	11/22/24 17:05	
EPA 6020B	Cobalt	0.18	mg/L	0.0050	11/22/24 14:51	

This report shall not be reproduced, except in full,
without the written consent of Pace Analytical Services, LLC.

Pace Analytical Services, LLC
9800 Kincey Ave. Suite 100
Huntersville, NC 28078
(704)875-9092

ANALYTICAL RESULTS

Project: Hammond AP-2-CA-20241114
Pace Project No.: 92764281

Sample: HAM-MW-56 **Lab ID: 92764281001** Collected: 11/14/24 15:58 Received: 11/18/24 11:25 Matrix: Water

Parameters	Results	Units	Report Limit	MDL	DF	Prepared	Analyzed	CAS No.	Qual
6010D ATL ICP	Analytical Method: EPA 6010D Preparation Method: EPA 3010A Pace Analytical Services - Peachtree Corners, GA								
Sodium	**9.3**	mg/L	1.0	0.58	1	11/19/24 14:42	11/19/24 19:09	7440-23-5	
6020 MET ICPMS	Analytical Method: EPA 6020B Preparation Method: EPA 3005A Pace Analytical Services - Peachtree Corners, GA								
Boron	**7.9**	mg/L	0.40	0.12	10	11/19/24 14:33	11/22/24 16:53	7440-42-8	
Cobalt	**0.066**	mg/L	0.0050	0.00032	1	11/19/24 14:33	11/22/24 14:39	7440-48-4	

This report shall not be reproduced, except in full,
without the written consent of Pace Analytical Services, LLC.

Pace Analytical Services, LLC
9800 Kincey Ave. Suite 100
Huntersville, NC 28078
(704)875-9092

ANALYTICAL RESULTS

Project: Hammond AP-2-CA-20241114
Pace Project No.: 92764281

Sample: HAM-MW-57 **Lab ID: 92764281002** Collected: 11/15/24 10:20 Received: 11/18/24 11:25 Matrix: Water

Parameters	Results	Units	Report Limit	MDL	DF	Prepared	Analyzed	CAS No.	Qual
6010D ATL ICP	Analytical Method: EPA 6010D Preparation Method: EPA 3010A Pace Analytical Services - Peachtree Corners, GA								
Sodium	**13.0**	mg/L	1.0	0.58	1	11/19/24 14:42	11/19/24 19:14	7440-23-5	
6020 MET ICPMS	Analytical Method: EPA 6020B Preparation Method: EPA 3005A Pace Analytical Services - Peachtree Corners, GA								
Boron	**8.0**	mg/L	0.40	0.12	10	11/19/24 14:33	11/22/24 16:57	7440-42-8	
Cobalt	**0.057**	mg/L	0.0050	0.00032	1	11/19/24 14:33	11/22/24 14:43	7440-48-4	

This report shall not be reproduced, except in full,
without the written consent of Pace Analytical Services, LLC.

Pace Analytical Services, LLC
9800 Kincey Ave. Suite 100
Huntersville, NC 28078
(704)875-9092

ANALYTICAL RESULTS

Project: Hammond AP-2-CA-20241114
Pace Project No.: 92764281

Sample: HAM-MW-58 **Lab ID: 92764281003** Collected: 11/15/24 10:21 Received: 11/18/24 11:25 Matrix: Water

Parameters	Results	Units	Report Limit	MDL	DF	Prepared	Analyzed	CAS No.	Qual
6010D ATL ICP	Analytical Method: EPA 6010D Preparation Method: EPA 3010A Pace Analytical Services - Peachtree Corners, GA								
Sodium	**13.6**	mg/L	1.0	0.58	1	11/19/24 14:42	11/19/24 19:19	7440-23-5	
6020 MET ICPMS	Analytical Method: EPA 6020B Preparation Method: EPA 3005A Pace Analytical Services - Peachtree Corners, GA								
Boron	**2.1**	mg/L	0.40	0.12	10	11/19/24 14:33	11/22/24 17:01	7440-42-8	
Cobalt	**0.019**	mg/L	0.0050	0.00032	1	11/19/24 14:33	11/22/24 14:47	7440-48-4	

This report shall not be reproduced, except in full,
without the written consent of Pace Analytical Services, LLC.

Pace Analytical Services, LLC
9800 Kincey Ave. Suite 100
Huntersville, NC 28078
(704)875-9092

ANALYTICAL RESULTS

Project: Hammond AP-2-CA-20241114
Pace Project No.: 92764281

Sample: HAM-MW-59 **Lab ID: 92764281004** Collected: 11/14/24 16:44 Received: 11/18/24 11:25 Matrix: Water

Parameters	Results	Units	Report Limit	MDL	DF	Prepared	Analyzed	CAS No.	Qual
6010D ATL ICP	Analytical Method: EPA 6010D Preparation Method: EPA 3010A Pace Analytical Services - Peachtree Corners, GA								
Sodium	**18.6**	mg/L	1.0	0.58	1	11/19/24 14:42	11/19/24 19:24	7440-23-5	
6020 MET ICPMS	Analytical Method: EPA 6020B Preparation Method: EPA 3005A Pace Analytical Services - Peachtree Corners, GA								
Boron	**8.5**	mg/L	0.40	0.12	10	11/19/24 14:33	11/22/24 17:05	7440-42-8	
Cobalt	**0.18**	mg/L	0.0050	0.00032	1	11/19/24 14:33	11/22/24 14:51	7440-48-4	

This report shall not be reproduced, except in full,
without the written consent of Pace Analytical Services, LLC.

Pace Analytical Services, LLC
9800 Kincey Ave. Suite 100
Huntersville, NC 28078
(704)875-9092

QUALITY CONTROL DATA

Project: Hammond AP-2-CA-20241114
Pace Project No.: 92764281

QC Batch: 897026
QC Batch Method: EPA 3010A
Analysis Method: EPA 6010D
Analysis Description: 6010D ATL
Laboratory: Pace Analytical Services - Peachtree Corners, GA
Associated Lab Samples: 92764281001, 92764281002, 92764281003, 92764281004

METHOD BLANK: 4617619 Matrix: Water
Associated Lab Samples: 92764281001, 92764281002, 92764281003, 92764281004

Parameter	Units	Blank Result	Reporting Limit	MDL	Analyzed	Qualifiers
Sodium	mg/L	ND	1.0	0.58	11/19/24 17:50	

LABORATORY CONTROL SAMPLE: 4617620

Parameter	Units	Spike Conc.	LCS Result	LCS % Rec	% Rec Limits	Qualifiers
Sodium	mg/L	1	1.0	102	80-120	

MATRIX SPIKE & MATRIX SPIKE DUPLICATE: 4617621 4617622

Parameter	Units	92764273002 Result	MS Spike Conc.	MSD Spike Conc.	MS Result	MSD Result	MS % Rec	MSD % Rec	% Rec Limits	RPD	Max RPD	Qual
Sodium	mg/L	86.5	1	1	89.2	87.5	280	102	75-125	2	20	M1

Results presented on this page are in the units indicated by the "Units" column except where an alternate unit is presented to the right of the result.

REPORT OF LABORATORY ANALYSIS

This report shall not be reproduced, except in full,
without the written consent of Pace Analytical Services, LLC.

Pace Analytical Services, LLC
9800 Kincey Ave. Suite 100
Huntersville, NC 28078
(704)875-9092

QUALITY CONTROL DATA

Project: Hammond AP-2-CA-20241114
Pace Project No.: 92764281

QC Batch: 897025
QC Batch Method: EPA 3005A
Analysis Method: EPA 6020B
Analysis Description: 6020 MET
Laboratory: Pace Analytical Services - Peachtree Corners, GA
Associated Lab Samples: 92764281001, 92764281002, 92764281003, 92764281004

METHOD BLANK: 4617611 Matrix: Water
Associated Lab Samples: 92764281001, 92764281002, 92764281003, 92764281004

Parameter	Units	Blank Result	Reporting Limit	MDL	Analyzed	Qualifiers
Boron	mg/L	ND	0.040	0.012	11/22/24 13:33	
Cobalt	mg/L	ND	0.0050	0.00032	11/22/24 13:33	

LABORATORY CONTROL SAMPLE: 4617612

Parameter	Units	Spike Conc.	LCS Result	LCS % Rec	% Rec Limits	Qualifiers
Boron	mg/L	1	1.0	101	80-120	
Cobalt	mg/L	0.1	0.099	99	80-120	

MATRIX SPIKE & MATRIX SPIKE DUPLICATE: 4617613 4617614

Parameter	Units	92764273001 Result	MS Spike Conc.	MSD Spike Conc.	MS Result	MSD Result	MS % Rec	MSD % Rec	% Rec Limits	RPD	Max RPD	Qual
Boron	mg/L	2.1	1	1	3.1	3.0	97	94	75-125	1	20	
Cobalt	mg/L	0.0048J	0.1	0.1	0.10	0.10	97	100	75-125	3	20	

Results presented on this page are in the units indicated by the "Units" column except where an alternate unit is presented to the right of the result.

REPORT OF LABORATORY ANALYSIS

This report shall not be reproduced, except in full,
without the written consent of Pace Analytical Services, LLC.

Pace Analytical Services, LLC
9800 Kincey Ave. Suite 100
Huntersville, NC 28078
(704)875-9092

QUALIFIERS

Project: Hammond AP-2-CA-20241114
Pace Project No.: 92764281

DEFINITIONS

DF - Dilution Factor, if reported, represents the factor applied to the reported data due to dilution of the sample aliquot.

ND - Not Detected at or above adjusted reporting limit.

TNTC - Too Numerous To Count

J - Estimated concentration above the adjusted method detection limit and below the adjusted reporting limit.

MDL - Adjusted Method Detection Limit.

PQL - Practical Quantitation Limit.

RL - Reporting Limit - The lowest concentration value that meets project requirements for quantitative data with known precision and bias for a specific analyte in a specific matrix.

S - Surrogate

1,2-Diphenylhydrazine decomposes to and cannot be separated from Azobenzene using Method 8270. The result for each analyte is a combined concentration.

Consistent with EPA guidelines, unrounded data are displayed and have been used to calculate % recovery and RPD values.

LCS(D) - Laboratory Control Sample (Duplicate)

MS(D) - Matrix Spike (Duplicate)

DUP - Sample Duplicate

RPD - Relative Percent Difference

NC - Not Calculable.

SG - Silica Gel - Clean-Up

U - Indicates the compound was analyzed for, but not detected.

Acid preservation may not be appropriate for 2 Chloroethylvinyl ether.

A separate vial preserved to a pH of 4-5 is recommended in SW846 Chapter 4 for the analysis of Acrolein and Acrylonitrile by EPA Method 8260.

N-Nitrosodiphenylamine decomposes and cannot be separated from Diphenylamine using Method 8270. The result reported for each analyte is a combined concentration.

Reported results are not rounded until the final step prior to reporting. Therefore, calculated parameters that are typically reported as "Total" may vary slightly from the sum of the reported component parameters.

Pace Analytical is TNI accredited. Contact your Pace PM for the current list of accredited analytes.

TNI - The NELAC Institute.

ANALYTE QUALIFIERS

M1 Matrix spike recovery exceeded QC limits. Batch accepted based on laboratory control sample (LCS) recovery.

This report shall not be reproduced, except in full,
without the written consent of Pace Analytical Services, LLC.

Pace Analytical Services, LLC
9800 Kincey Ave. Suite 100
Huntersville, NC 28078
(704)875-9092

QUALITY CONTROL DATA CROSS REFERENCE TABLE

Project: Hammond AP-2-CA-20241114
Pace Project No.: 92764281

Lab ID	Sample ID	QC Batch Method	QC Batch	Analytical Method	Analytical Batch
92764281001	**HAM-MW-56**	EPA 3010A	897026	EPA 6010D	897104
92764281002	**HAM-MW-57**	EPA 3010A	897026	EPA 6010D	897104
92764281003	**HAM-MW-58**	EPA 3010A	897026	EPA 6010D	897104
92764281004	**HAM-MW-59**	EPA 3010A	897026	EPA 6010D	897104
92764281001	**HAM-MW-56**	EPA 3005A	897025	EPA 6020B	897120
92764281002	**HAM-MW-57**	EPA 3005A	897025	EPA 6020B	897120
92764281003	**HAM-MW-58**	EPA 3005A	897025	EPA 6020B	897120
92764281004	**HAM-MW-59**	EPA 3005A	897025	EPA 6020B	897120

This report shall not be reproduced, except in full,
without the written consent of Pace Analytical Services, LLC.

WO# : 92764281

92764281

Pace Analytical

CHAIN-OF-CUSTODY / Analytical Request Document

The Chain-of-Custody is a LEGAL DOCUMENT. All relevant fields must be completed accurately.

Section A Required Client Information:

Company:	GA Power
Address:	Atlanta, GA
Email To:	SCS Contacts
Phone:	
Fax:	
Requested Due Date/TAT:	10 Day

Section B Required Project Information:

Report To:	SCS Contacts
Copy To:	Geosyntec Contacts
Purchase Order No.:	GPC82474-0001
Project Name:	Hammond AP-2
Project Number:	

Section C Invoice Information:

Attention:	Southern Co.
Company Name:	
Address:	
Pace Quote Reference:	
Pace Project Manager:	Bonnie Vang
Pace Profile #:	16483

REGULATORY AGENCY

☐ NPDES ☐ GROUND WATER ☐ DRINKING WATER

☐ UST ☐ RCRA ☑ OTHER CCR—

Site Location STATE: GA

Section D Required Client Information

Valid Matrix Codes

MATRIX	CODE
DRINKING WATER	DW
WATER	WT
WASTE WATER	WW
PRODUCT	P
SOIL/SOLID	SL
OIL	OL
WIPE	WP
AIR	AR
OTHER	OT
TISSUE	TS

SAMPLE ID (A-Z, 0-9 / , -) Sample IDs MUST BE UNIQUE

Requested Analysis Filtered (Y/N): Y/N; Analysis Test: Total 6010/6020-B: Ca, Na

ITEM #	SAMPLE ID	MATRIX CODE (see valid codes to left)	SAMPLE TYPE (G=GRAB C=COMP)	COLLECTED DATE (COMPOSITE)	COLLECTED TIME (COMPOSITE)	COLLECTED DATE (COMPOSITE)	COLLECTED TIME (COMPOSITE)	SAMPLE TEMP AT COLLECTION	# OF CONTAINERS	Unpreserved	H_2SO_4	HNO_3	HCl	NaOH	$Na_2S_2O_3$	Methanol	Other	Total 6010/6020-B: Ca, Na	Residual Chlorine (Y/N)	Pace Project No./ Lab I.D.
1	HAM-MW-56	WG	G	11/14/2024	1558			19	1			1						X	N	
2	HAM-MW-57	WG	G	11/15/2024	1020			18	1			1						X	N	
3	HAM-MW-58	WG	G	11/15/2024	1021			19	1			1						X	N	
4	HAM-MW-59	WG	G	11/14/2024	1644			19	1			1						X	N	
5																				
6																				
7																				
8																				
9																				
10																				
11																				
12																				

ADDITIONAL COMMENTS	RELINQUISHED BY / AFFILIATION	DATE	TIME	ACCEPTED BY / AFFILIATION	DATE	TIME	SAMPLE CONDITIONS
Task Code: HAM-CCR-CA-20241114	Zain Webb / GeoSyntec	11-18-24	1025	Ryan William / Pace	11/18/24	1125	
	Ryan William / Pace	11/18/24	1215		11/18/24	1215	

SAMPLER NAME AND SIGNATURE			
PRINT Name of SAMPLER:	Zain Webb / Geosyntec Consultants, Inc.		
SIGNATURE of SAMPLER:	Zain Webb	DATE Signed (MM/DD/YY):	11-18-24

Temp in °C | Received on Ice (Y/N) | Custody Sealed Cooler (Y/N) | Samples Intact (Y/N)

*Important Note: By signing this form you are accepting Pace's NET 30 day payment terms and agreeing to late charges of 1.5% per month for any invoices not paid within 30 days.

F-ALL-Q-020rev.07, 15-Feb-2007

Pace	DC#_Title: ENV-FRM-HUN1-0083 v05_Sample Condition Upon Receipt
	Effective Date: 05/24/2024

Laboratory receiving samples:
Asheville ☐ Eden ☐ Greenwood ☐ Huntersville ☐ Raleigh ☐ Mechanicsville ☐ Atlanta ☑ Kernersville ☐

Sample Condition Upon Receipt

Client Name: GA Power

Project #:

WO#: 92764281

PM: BV **Due Date: 12/04/24**

CLIENT: 92- GP-HAM

Courier: ☐ Fed Ex ☐ UPS ☐ USPS ☐ Client ☐ Commercial ☑ Pace ☐ Other:____

Custody Seal Present? ☑ Yes ☐ No Seals Intact? ☑ Yes ☐ No ☐ N/A

Date/Initials Person Examining Contents: 11/18/24 DW

Packing Material: ☑ Bubble Wrap ☐ Bubble Bags ☐ None ☐ Other

Biological Tissue Frozen? ☐ Yes ☐ No ☑ N/A

Thermometer: ☐ IR Gun ID: 214

Type of Ice: ☑ Wet ☐ Blue ☐ None

Cooler Temp: 3.4 Correction Factor: Add/Subtract (°C) 0

Temp should be above freezing to 6°C
☐ Samples out of temp criteria. Samples on ice, cooling process has begun

Cooler Temp Corrected (°C): 2.4

USDA Regulated Soil (☐ N/A, water sample)
Did samples originate in a quarantine zone within the United States: CA, NY, or SC (check maps)? ☐ Yes ☐ No

Did samples originate from a foreign source (internationally, including Hawaii and Puerto Rico)? ☐ Yes ☐ No

				Comments/Discrepancy:
Chain of Custody Present?	☑ Yes	☐ No	☐ N/A	1.
Samples Arrived within Hold Time?	☑ Yes	☐ No	☐ N/A	2.
Short Hold Time Analysis (<72 hr.)?	☐ Yes	☑ No	☐ N/A	3.
Rush Turn Around Time Requested?	☐ Yes	☑ No	☐ N/A	4.
Sufficient Volume?	☐ Yes	☐ No	☐ N/A	5.
Correct Containers Used?	☑ Yes	☐ No	☐ N/A	6.
-Pace Containers Used?	☐ Yes	☐ No	☐ N/A	
Containers Intact?	☐ Yes	☐ No	☐ N/A	7.
Dissolved analysis: Samples Field Filtered?	☐ Yes	☑ No	☐ N/A	8.
Sample Labels Match COC?	☑ Yes	☐ No	☐ N/A	9.
-Includes Date/Time/ID/Analysis Matrix: WG				
Headspace in VOA Vials (>5-6mm)?	☐ Yes	☐ No	☑ N/A	10.
Trip Blank Present?	☐ Yes	☐ No	☑ N/A	11.
Trip Blank Custody Seals Present?	☐ Yes	☐ No	☑ N/A	

COMMENTS/SAMPLE DISCREPANCY

Field Data Required? ☐ Yes ☐ No

Lot ID of split containers:

CLIENT NOTIFICATION/RESOLUTION

Person contacted: Date/Time:

Project Manager SCURF Review: Date:

Project Manager SRF Review: Date:

Pace

DC#_Title: ENV-FRM-HUN1-0083 v05_Sample Condition Upon Receipt

Effective Date: 05/24/2024

WO#: 92764281

*Check mark top half of box if pH and/or dechlorination is verified and within the acceptance range for preservation samples.
Exceptions: VOA, Coliform, TOC, Oil and Grease, DRO/8015 (water) DOC, LLHg
**Bottom half of box is to list number of bottles
***Check all unpreserved Nitrates for chlorine

Project #

PM: BV Due Date: 12/04/24
CLIENT: 92- GP-HAM

Laboratory Receiving Location: Asheville ☐ Eden ☐ Greenwood ☐ Huntersville ☐ Raleigh ☐ Mechanicsville ☐ Atlanta ☑ Kernersville ☐

Client GA Power Profile/EZ (Circle one) Notes

Item#	BP4U-125 mL Plastic Unpreserved (N/A) (Cl-)	BP3U-250 mL Plastic Unpreserved (N/A)	BP2U-500 mL Plastic Unpreserved (N/A)	BP1U-1 liter Plastic Unpreserved (N/A)		BP4S-125 mL Plastic H2SO4 (pH < 2) (Cl-)	BP3N-250 mL plastic HNO3 (pH < 2)	BP4Z-125 mL Plastic ZN Acetate & NaOH (>9)	BP4B-125 mL Plastic NaOH (pH > 12) (Cl-)	WGFU-Wide-mouthed Glass jar Unpreserved	AG1U-1 liter Amber Unpreserved (N/A) (Cl-)	AG1H-1 liter Amber HCl (pH < 2)	AG3U-250 mL Amber Unpreserved (N/A) (Cl-)	AG1S-1 liter Amber H2SO4 (pH < 2)	AG3S-250 mL Amber H2SO4 (pH < 2)	DG94-40 mL Amber NH4Cl (N/A)(Cl-)	DG9H-40 mL VOA HCl (N/A)	VG9T-40 mL VOA Na2S2O3 (N/A)	VG9U-40 mL VOA Unpreserved (N/A)	DG9V-40 mL VOA H3PO4 (N/A)	KP7U-50 mL Plastic Unpreserved (N/A)	V/GK (3 vials per kit)-VPH/Gas kit (N/A)	SP5T-125 mL Sterile Plastic (N/A – lab)	SP2T-250 mL Sterile Plastic (N/A – lab)		BP3R-250 mL Plastic (NH2)2SO4 (9.3-9.7)	AGDU-100 mL Amber Unpreserved (N/A) (Cl-)	VSGU-20 mL Scintillation vials (N/A)	DG9U-40 mL Amber Unpreserved vials (N/A)
CC																													
1							✓																						
2							✓																						
3							✓																						
4							✓																						
5																													
6																													
7																													
8																													
9																													
10																													
11																													
12																													

pH Adjustment Log for Preserved Samples

Sample ID	Type of Preservative	pH upon receipt	Date preservation adjusted	Time preservation adjusted	Amount of Preservative added	Lot #

Note: Whenever there is a discrepancy affecting North Carolina compliance samples, a copy of this form will be sent to the North Carolina DENR Certification Office (i.e. Out of hold, incorrect preservative, out of temp, incorrect containers.

Qualtrax ID: 69614

FIELD SAMPLING REPORTS

Low-Flow Test Report:

Test Date / Time: 11/14/2024 2:23:51 PM
Project: GP-Plant Hammond
Operator Name: Jacob T.

Location Name: INW-01 **Well Diameter: 2 in** **Casing Type: PVC** **Screen Length: 10 ft** **Top of Screen: 13.26 ft** **Total Depth: 23.26 ft** **Initial Depth to Water: 9.93 ft**	**Pump Type: Peristaltic** **Tubing Type: Polyethylene** **Pump Intake From TOC: 18.26 ft** **Estimated Total Volume Pumped: 4 liter** **Flow Cell Volume: 90 ml** **Final Flow Rate: 160 ml/min** **Final Draw Down: 1.7 ft**	**Instrument Used: Aqua TROLL 400** **Serial Number: 1082817**

Test Notes:
Parameters.

Low-Flow Readings:

Date Time	Elapsed Time	pH	Temperature	Specific Conductivity	RDO Concentration	Turbidity	ORP	Depth to Water	Flow
		+/- 0.1	+/- 0.5	+/- 5 %	+/- 0.2	+/- 5	+/- 10	+/- 0.3	
11/14/2024 2:23 PM	00:00	6.31 pH	19.01 °C	379.45 µS/cm	6.99 mg/L	2.14 NTU	71.3 mV	11.16 ft	160.00 ml/min
11/14/2024 2:28 PM	05:00	6.31 pH	18.85 °C	376.42 µS/cm	5.57 mg/L	2.27 NTU	57.6 mV	11.37 ft	160.00 ml/min
11/14/2024 2:33 PM	10:00	6.31 pH	18.94 °C	378.96 µS/cm	5.51 mg/L	2.20 NTU	53.8 mV	11.56 ft	160.00 ml/min
11/14/2024 2:38 PM	15:00	6.31 pH	18.98 °C	380.22 µS/cm	5.51 mg/L	1.98 NTU	53.7 mV	11.63 ft	160.00 ml/min

Samples

Sample ID:	Description:

Created using VuSitu from In-Situ, Inc.

Low-Flow Test Report:

Test Date / Time: 11/14/2024 2:41:46 PM
Project: GP-Plant Hammond
Operator Name: Zain W.

Location Name: INW-02 **Well Diameter: 2 in** **Casing Type: PVC** **Screen Length: 10 ft** **Top of Screen: 25.40 ft** **Total Depth: 35.40 ft** **Initial Depth to Water: 14.92 ft**	**Pump Type: Peristaltic** **Tubing Type: Polyethylene** **Pump Intake From TOC: 30.40 ft** **Estimated Total Volume Pumped: 3 liter** **Flow Cell Volume: 90 ml** **Final Flow Rate: 200 ml/min** **Final Draw Down: -0.03 ft**	**Instrument Used: Aqua TROLL 400** **Serial Number: 1080302**

Test Notes:
Parameters.

Weather Conditions:
Cloudy, 60 degrees F.

Low-Flow Readings:

Date Time	Elapsed Time	pH	Temperature	Specific Conductivity	RDO Concentration	Turbidity	ORP	Depth to Water	Flow
		+/- 0.1	+/- 0.5	+/- 5 %	+/- 0.2	+/- 5	+/- 10	+/- 0.3	
11/14/2024 2:41 PM	00:00	6.57 pH	18.97 °C	1,545.1 µS/cm	2.99 mg/L	0.63 NTU	-53.8 mV	14.89 ft	200.00 ml/min
11/14/2024 2:46 PM	05:00	6.57 pH	18.96 °C	1,536.4 µS/cm	1.12 mg/L	0.31 NTU	-86.5 mV	14.89 ft	200.00 ml/min
11/14/2024 2:51 PM	10:00	6.57 pH	18.88 °C	1,550.1 µS/cm	0.91 mg/L	0.56 NTU	-90.6 mV	14.89 ft	200.00 ml/min
11/14/2024 2:56 PM	15:00	6.57 pH	18.90 °C	1,535.6 µS/cm	0.74 mg/L	0.23 NTU	-67.3 mV	14.89 ft	200.00 ml/min

Samples

Sample ID:	Description:

Low-Flow Test Report:

Test Date / Time: 11/14/2024 3:28:04 PM
Project: GP-Plant Hammond
Operator Name: Jacob T.

Location Name: MW-56 **Well Diameter: 2 in** **Casing Type: PVC** **Screen Length: 10 ft** **Top of Screen: 14.27 ft** **Total Depth: 24.27 ft** **Initial Depth to Water: 10.87 ft**	**Pump Type: Peristaltic** **Tubing Type: Polyethylene** **Pump Intake From TOC: 19.27 ft** **Estimated Total Volume Pumped: 7 liter** **Flow Cell Volume: 90 ml** **Final Flow Rate: 200 ml/min** **Final Draw Down: 0.05 ft**	**Instrument Used: Aqua TROLL 400** **Serial Number: 1082817**

Test Notes:
One Bottle: Metals.

Weather Conditions:
Cloudy, 60 degrees F.

Low-Flow Readings:

Date Time	Elapsed Time	pH	Temperature	Specific Conductivity	RDO Concentration	Turbidity	ORP	Depth to Water	Flow
		+/- 0.1	+/- 0.5	+/- 5 %	+/- 0.2	+/- 5	+/- 10	+/- 0.3	
11/14/2024 3:28 PM	00:00	5.52 pH	19.26 °C	1,608.1 µS/cm	0.43 mg/L	3.28 NTU	63.6 mV	10.92 ft	200.00 ml/min
11/14/2024 3:33 PM	05:00	5.47 pH	19.21 °C	1,636.1 µS/cm	0.34 mg/L	1.97 NTU	70.6 mV	10.92 ft	200.00 ml/min
11/14/2024 3:38 PM	10:00	5.44 pH	19.19 °C	1,666.4 µS/cm	0.29 mg/L	1.70 NTU	52.4 mV	10.92 ft	200.00 ml/min
11/14/2024 3:43 PM	15:00	5.41 pH	19.18 °C	1,672.3 µS/cm	0.27 mg/L	1.52 NTU	49.9 mV	10.92 ft	200.00 ml/min
11/14/2024 3:48 PM	20:00	5.39 pH	19.10 °C	1,681.3 µS/cm	0.26 mg/L	1.30 NTU	50.5 mV	10.92 ft	200.00 ml/min
11/14/2024 3:53 PM	25:00	5.38 pH	19.16 °C	1,687.6 µS/cm	0.25 mg/L	1.65 NTU	51.4 mV	10.92 ft	200.00 ml/min
11/14/2024 3:58 PM	30:00	5.37 pH	19.14 °C	1,663.5 µS/cm	0.24 mg/L	1.21 NTU	52.5 mV	10.92 ft	200.00 ml/min

Samples

Sample ID:	Description:
HAM-MW-56	Grab.

Low-Flow Test Report:

Test Date / Time: 11/15/2024 9:30:04 AM
Project: GP-Plant Hammond
Operator Name: Jacob T.

Location Name: MW-57 **Well Diameter: 2 in** **Casing Type: PVC** **Screen Length: 10 ft** **Top of Screen: 14.18 ft** **Total Depth: 24.18 ft** **Initial Depth to Water: 11.97 ft**	**Pump Type: Peristaltic** **Tubing Type: Polyethylene** **Pump Intake From TOC: 19.18 ft** **Estimated Total Volume Pumped: 11 liter** **Flow Cell Volume: 90 ml** **Final Flow Rate: 200 ml/min** **Final Draw Down: 0.12 ft**	**Instrument Used: Aqua TROLL 400** **Serial Number: 1082817**

Test Notes:
One Bottle: Metals.

Low-Flow Readings:

Date Time	Elapsed Time	pH	Temperature	Specific Conductivity	RDO Concentration	Turbidity	ORP	Depth to Water	Flow
		+/- 0.1	+/- 0.5	+/- 5 %	+/- 0.2	+/- 5	+/- 10	+/- 0.3	
11/15/2024 9:30 AM	00:00	5.35 pH	18.10 °C	1,544.0 µS/cm	0.57 mg/L	4.01 NTU	117.6 mV	12.05 ft	200.00 ml/min
11/15/2024 9:35 AM	05:00	5.20 pH	18.12 °C	1,690.0 µS/cm	0.46 mg/L	2.59 NTU	136.3 mV	12.09 ft	200.00 ml/min
11/15/2024 9:40 AM	10:00	5.19 pH	18.10 °C	1,760.7 µS/cm	0.44 mg/L	2.17 NTU	73.1 mV	12.09 ft	200.00 ml/min
11/15/2024 9:45 AM	15:00	5.20 pH	18.03 °C	1,805.8 µS/cm	0.43 mg/L	1.95 NTU	62.4 mV	12.09 ft	200.00 ml/min
11/15/2024 9:50 AM	20:00	5.30 pH	17.99 °C	1,859.8 µS/cm	0.45 mg/L	1.76 NTU	53.0 mV	12.09 ft	200.00 ml/min
11/15/2024 9:55 AM	25:00	5.45 pH	17.93 °C	1,905.3 µS/cm	0.43 mg/L	2.34 NTU	46.9 mV	12.09 ft	200.00 ml/min
11/15/2024 10:00 AM	30:00	5.65 pH	17.96 °C	1,931.4 µS/cm	0.44 mg/L	1.77 NTU	41.1 mV	12.09 ft	200.00 ml/min
11/15/2024 10:05 AM	35:00	5.77 pH	17.95 °C	1,950.5 µS/cm	0.44 mg/L	1.54 NTU	37.5 mV	12.09 ft	200.00 ml/min
11/15/2024 10:10 AM	40:00	5.86 pH	17.94 °C	1,970.8 µS/cm	0.46 mg/L	1.63 NTU	49.2 mV	12.09 ft	200.00 ml/min
11/15/2024 10:15 AM	45:00	5.88 pH	17.76 °C	1,968.2 µS/cm	0.63 mg/L	1.99 NTU	34.1 mV	12.09 ft	200.00 ml/min
11/15/2024 10:20 AM	50:00	5.93 pH	17.92 °C	1,947.5 µS/cm	0.53 mg/L	1.79 NTU	31.1 mV	12.09 ft	200.00 ml/min

Samples

Sample ID:	Description:
HAM-MW-57	Grab.

Low-Flow Test Report:

Test Date / Time: 11/15/2024 8:51:14 AM
Project: GP-Plant Hammond
Operator Name: Zain W.

Location Name: MW-58 **Well Diameter: 2 in** **Casing Type: PVC** **Screen Length: 10 ft** **Top of Screen: 16.81 ft** **Total Depth: 26.81 ft** **Initial Depth to Water: 12.59 ft**	**Pump Type: Peristaltic** **Tubing Type: Polyethylene** **Pump Intake From TOC: 21.81 ft** **Estimated Total Volume Pumped: 18 liter** **Flow Cell Volume: 90 ml** **Final Flow Rate: 200 ml/min Final Draw Down: 0.92 ft**	**Instrument Used: Aqua TROLL 400** **Serial Number: 1080302**

Test Notes:
One Bottle: Metals.

Weather Conditions:
Cloudy, 60 degrees F.

Low-Flow Readings:

Date Time	Elapsed Time	pH	Temperature	Specific Conductivity	RDO Concentration	Turbidity	ORP	Depth to Water	Flow
		+/- 0.1	+/- 0.5	+/- 5 %	+/- 0.2	+/- 5	+/- 10	+/- 0.3	
11/15/2024 8:51 AM	00:00	6.73 pH	17.50 °C	318.95 µS/cm	2.01 mg/L	3.86 NTU	141.2 mV	12.59 ft	200.00 ml/min
11/15/2024 8:56 AM	05:00	6.41 pH	18.52 °C	317.60 µS/cm	2.12 mg/L	2.93 NTU	120.6 mV	13.40 ft	200.00 ml/min
11/15/2024 9:01 AM	10:00	6.36 pH	18.56 °C	323.05 µS/cm	2.31 mg/L	2.14 NTU	75.1 mV	13.43 ft	200.00 ml/min
11/15/2024 9:06 AM	15:00	6.32 pH	18.53 °C	338.97 µS/cm	2.16 mg/L	1.90 NTU	69.2 mV	13.45 ft	200.00 ml/min
11/15/2024 9:11 AM	20:00	6.27 pH	18.55 °C	375.91 µS/cm	2.02 mg/L	1.78 NTU	66.6 mV	13.46 ft	200.00 ml/min
11/15/2024 9:16 AM	25:00	6.20 pH	18.54 °C	439.39 µS/cm	1.71 mg/L	1.20 NTU	63.9 mV	13.48 ft	200.00 ml/min
11/15/2024 9:21 AM	30:00	6.13 pH	18.52 °C	516.38 µS/cm	1.55 mg/L	1.14 NTU	60.7 mV	13.49 ft	200.00 ml/min
11/15/2024 9:26 AM	35:00	6.07 pH	18.45 °C	580.42 µS/cm	1.38 mg/L	0.99 NTU	58.1 mV	13.51 ft	200.00 ml/min
11/15/2024 9:31 AM	40:00	6.03 pH	18.52 °C	627.07 µS/cm	1.22 mg/L	0.81 NTU	55.7 mV	13.51 ft	200.00 ml/min
11/15/2024 9:36 AM	45:00	6.01 pH	18.49 °C	663.58 µS/cm	1.08 mg/L	0.68 NTU	53.4 mV	13.51 ft	200.00 ml/min
11/15/2024 9:41 AM	50:00	5.98 pH	18.54 °C	697.85 µS/cm	0.96 mg/L	0.41 NTU	52.1 mV	13.51 ft	200.00 ml/min
11/15/2024 9:46 AM	55:00	5.96 pH	18.52 °C	722.93 µS/cm	0.86 mg/L	0.36 NTU	50.3 mV	13.51 ft	200.00 ml/min
11/15/2024 9:51 AM	01:00:00	5.95 pH	18.52 °C	743.25 µS/cm	0.78 mg/L	0.22 NTU	48.7 mV	13.51 ft	200.00 ml/min

11/15/2024 9:56 AM	01:05:00	5.93 pH	18.50 °C	768.06 µS/cm	0.71 mg/L	0.21 NTU	47.3 mV	13.51 ft	200.00 ml/min
11/15/2024 10:01 AM	01:10:00	5.92 pH	18.52 °C	786.48 µS/cm	0.63 mg/L	0.12 NTU	45.9 mV	13.51 ft	200.00 ml/min
11/15/2024 10:06 AM	01:15:00	5.91 pH	18.53 °C	795.10 µS/cm	0.56 mg/L	0.16 NTU	45.2 mV	13.51 ft	200.00 ml/min
11/15/2024 10:11 AM	01:20:00	5.90 pH	18.59 °C	809.72 µS/cm	0.50 mg/L	0.09 NTU	44.0 mV	13.51 ft	200.00 ml/min
11/15/2024 10:16 AM	01:25:00	5.89 pH	18.60 °C	820.35 µS/cm	0.47 mg/L	0.04 NTU	43.1 mV	13.51 ft	200.00 ml/min

Samples

Sample ID:	Description:
HAM-MW-58	Grab.

Low-Flow Test Report:

Test Date / Time: 11/14/2024 4:09:12 PM
Project: GP-Plant Hammond
Operator Name: Zain W.

Location Name: MW-59 **Well Diameter: 2 in** **Casing Type: PVC** **Screen Length: 10 ft** **Top of Screen: 32.58 ft** **Total Depth: 42.58 ft** **Initial Depth to Water: 29.51 ft**	**Pump Type: Bladder** **Tubing Type: Polyethylene** **Pump Intake From TOC: 37.58 ft** **Estimated Total Volume Pumped: 7 liter** **Flow Cell Volume: 90 ml** **Final Flow Rate: 200 ml/min** **Final Draw Down: 0.41 ft**	**Instrument Used: Aqua TROLL 400** **Serial Number: 1080302**

Test Notes:
One Bottle: Metals.

Weather Conditions:
Cloudy, 60 degrees F.

Low-Flow Readings:

Date Time	Elapsed Time	pH	Temperature	Specific Conductivity	RDO Concentration	Turbidity	ORP	Depth to Water	Flow
		+/- 0.1	+/- 0.5	+/- 5 %	+/- 0.2	+/- 5	+/- 10	+/- 0.3	
11/14/2024 4:09 PM	00:00	4.35 pH	19.44 °C	2,237.6 µS/cm	1.21 mg/L	5.17 NTU	273.2 mV	29.51 ft	200.00 ml/min
11/14/2024 4:14 PM	05:00	4.34 pH	19.41 °C	2,240.1 µS/cm	1.04 mg/L	4.48 NTU	229.5 mV	29.80 ft	200.00 ml/min
11/14/2024 4:19 PM	10:00	4.34 pH	19.40 °C	2,245.9 µS/cm	0.93 mg/L	4.07 NTU	283.5 mV	29.82 ft	200.00 ml/min
11/14/2024 4:24 PM	15:00	4.34 pH	19.38 °C	2,235.6 µS/cm	0.58 mg/L	3.26 NTU	207.6 mV	29.85 ft	200.00 ml/min
11/14/2024 4:29 PM	20:00	4.34 pH	19.32 °C	2,235.3 µS/cm	0.50 mg/L	3.97 NTU	189.3 mV	29.88 ft	200.00 ml/min
11/14/2024 4:34 PM	25:00	4.34 pH	19.27 °C	2,222.3 µS/cm	0.51 mg/L	4.66 NTU	179.8 mV	29.92 ft	200.00 ml/min
11/14/2024 4:39 PM	30:00	4.34 pH	19.27 °C	2,224.9 µS/cm	0.44 mg/L	2.35 NTU	172.3 mV	29.93 ft	200.00 ml/min

Samples

Sample ID:	Description:
HAM-MW-59	Grab.

Low-Flow Test Report:

Test Date / Time: 11/14/2024 10:41:11 AM
Project: GP-Plant Hammond
Operator Name: Jacob T.

Location Name: PT-01 **Well Diameter: 2 in** **Casing Type: PVC** **Screen Length: 10 ft** **Top of Screen: 13.29 ft** **Total Depth: 23.29 ft** **Initial Depth to Water: 10.52 ft**	**Pump Type: Peristaltic** **Tubing Type: Polyethylene** **Pump Intake From TOC: 18.29 ft** **Estimated Total Volume Pumped: 7 liter** **Flow Cell Volume: 90 ml** **Final Flow Rate: 200 ml/min** **Final Draw Down: 3.07 ft**	**Instrument Used: Aqua TROLL 400** **Serial Number: 1082817**

Test Notes:
Five Bottles: Appendix III and IV + Major Ions.

Low-Flow Readings:

Date Time	Elapsed Time	pH	Temperature	Specific Conductivity	RDO Concentration	Turbidity	ORP	Depth to Water	Flow
		+/- 0.1	+/- 0.5	+/- 5 %	+/- 0.2	+/- 5	+/- 10	+/- 0.3	
11/14/2024 10:41 AM	00:00	6.29 pH	18.17 °C	579.17 µS/cm	0.29 mg/L	1.65 NTU	-74.3 mV	12.08 ft	200.00 ml/min
11/14/2024 10:46 AM	05:00	6.30 pH	18.44 °C	575.67 µS/cm	0.18 mg/L	1.31 NTU	-101.2 mV	12.58 ft	200.00 ml/min
11/14/2024 10:51 AM	10:00	6.30 pH	18.53 °C	581.24 µS/cm	0.13 mg/L	1.15 NTU	-61.6 mV	13.09 ft	200.00 ml/min
11/14/2024 10:56 AM	15:00	6.29 pH	18.70 °C	571.76 µS/cm	0.12 mg/L	0.98 NTU	-55.2 mV	13.33 ft	200.00 ml/min
11/14/2024 11:01 AM	20:00	6.29 pH	18.60 °C	570.56 µS/cm	0.12 mg/L	1.32 NTU	-52.3 mV	13.49 ft	200.00 ml/min
11/14/2024 11:06 AM	25:00	6.29 pH	18.61 °C	565.23 µS/cm	0.14 mg/L	1.33 NTU	-49.3 mV	13.55 ft	200.00 ml/min
11/14/2024 11:11 AM	30:00	6.29 pH	18.68 °C	561.82 µS/cm	0.17 mg/L	1.28 NTU	-48.3 mV	13.59 ft	200.00 ml/min

Samples

Sample ID:	Description:
HAM-PT-01	Grab.

Created using VuSitu from In-Situ, Inc.

Low-Flow Test Report:

Test Date / Time: 11/14/2024 12:18:23 PM
Project: GP-Plant Hammond
Operator Name: Jacob T.

Location Name: PT-02 **Well Diameter: 2 in** **Casing Type: PVC** **Screen Length: 10 ft** **Top of Screen: 13.36 ft** **Total Depth: 23.36 ft** **Initial Depth to Water: 12.57 ft**	**Pump Type: Peristaltic** **Tubing Type: Polyethylene** **Pump Intake From TOC: 18.36 ft** **Estimated Total Volume Pumped: 13 liter** **Flow Cell Volume: 90 ml** **Final Flow Rate: 200 ml/min** **Final Draw Down: 1.82 ft**	**Instrument Used: Aqua TROLL 400** **Serial Number: 1082817**

Test Notes:
Five Bottles: Appendix III and IV + Major Ions.

Weather Conditions:
Cloudy, 60 degrees F.

Low-Flow Readings:

Date Time	Elapsed Time	pH	Temperature	Specific Conductivity	RDO Concentration	Turbidity	ORP	Depth to Water	Flow
		+/- 0.1	+/- 0.5	+/- 5 %	+/- 0.2	+/- 5	+/- 10	+/- 0.3	
11/14/2024 12:18 PM	00:00	6.15 pH	18.12 °C	933.55 µS/cm	0.22 mg/L	1.74 NTU	-36.8 mV	12.76 ft	200.00 ml/min
11/14/2024 12:23 PM	05:00	6.10 pH	18.79 °C	968.18 µS/cm	0.13 mg/L	1.16 NTU	-45.6 mV	13.41 ft	200.00 ml/min
11/14/2024 12:28 PM	10:00	6.07 pH	18.80 °C	947.81 µS/cm	0.11 mg/L	0.99 NTU	-41.8 mV	13.84 ft	200.00 ml/min
11/14/2024 12:33 PM	15:00	6.08 pH	18.74 °C	968.24 µS/cm	0.15 mg/L	0.95 NTU	-36.1 mV	13.95 ft	200.00 ml/min
11/14/2024 12:38 PM	20:00	6.10 pH	18.81 °C	935.04 µS/cm	0.14 mg/L	0.83 NTU	-38.9 mV	14.05 ft	200.00 ml/min
11/14/2024 12:43 PM	25:00	6.18 pH	18.71 °C	983.47 µS/cm	0.20 mg/L	0.83 NTU	-57.5 mV	14.07 ft	200.00 ml/min
11/14/2024 12:48 PM	30:00	6.21 pH	18.76 °C	1,024.8 µS/cm	0.19 mg/L	0.70 NTU	-64.4 mV	14.07 ft	200.00 ml/min
11/14/2024 12:53 PM	35:00	6.24 pH	18.57 °C	1,092.7 µS/cm	0.16 mg/L	0.66 NTU	-70.6 mV	14.08 ft	200.00 ml/min
11/14/2024 12:58 PM	40:00	6.25 pH	18.61 °C	1,121.2 µS/cm	0.16 mg/L	0.68 NTU	-69.1 mV	14.12 ft	200.00 ml/min
11/14/2024 1:03 PM	45:00	6.24 pH	18.57 °C	1,159.8 µS/cm	0.15 mg/L	0.61 NTU	-66.1 mV	14.33 ft	200.00 ml/min
11/14/2024 1:08 PM	50:00	6.25 pH	18.63 °C	1,218.4 µS/cm	0.13 mg/L	0.78 NTU	-65.3 mV	14.37 ft	200.00 ml/min
11/14/2024 1:13 PM	55:00	6.26 pH	18.61 °C	1,261.6 µS/cm	0.13 mg/L	0.73 NTU	-61.9 mV	14.37 ft	200.00 ml/min
11/14/2024 1:18 PM	01:00:00	6.25 pH	18.80 °C	1,234.2 µS/cm	0.12 mg/L	0.95 NTU	-56.4 mV	14.39 ft	200.00 ml/min

Samples

Sample ID:	Description:
HAM-PT-02	Grab.
HAM-AP2-FD-01	Grab.

Created using VuSitu from In-Situ, Inc.

Low-Flow Test Report:

Test Date / Time: 11/14/2024 9:21:27 AM
Project: GP-Plant Hammond
Operator Name: Jacob T.

Location Name: PT-03 **Well Diameter: 2 in** **Casing Type: PVC** **Screen Length: 10 ft** **Top of Screen: 13.96 ft** **Total Depth: 23.96 ft** **Initial Depth to Water: 11.71 ft**	**Pump Type: Peristaltic** **Tubing Type: Polyethylene** **Pump Intake From TOC: 18.96 ft** **Estimated Total Volume Pumped: 5.6 liter** **Flow Cell Volume: 90 ml** **Final Flow Rate: 160 ml/min** **Final Draw Down: 0.11 ft**	**Instrument Used: Aqua TROLL 400** **Serial Number: 1082817**

Test Notes:
Five Bottles: Appendix III and IV + Major Ions.

Low-Flow Readings:

Date Time	Elapsed Time	pH	Temperature	Specific Conductivity	RDO Concentration	Turbidity	ORP	Depth to Water	Flow
		+/- 0.1	+/- 0.5	+/- 5 %	+/- 0.2	+/- 5	+/- 10	+/- 0.3	
11/14/2024 9:21 AM	00:00	5.45 pH	18.33 °C	1,479.2 µS/cm	0.28 mg/L	2.21 NTU	66.5 mV	11.71 ft	160.00 ml/min
11/14/2024 9:26 AM	05:00	5.44 pH	18.43 °C	1,469.4 µS/cm	0.21 mg/L	1.89 NTU	83.3 mV	11.82 ft	160.00 ml/min
11/14/2024 9:31 AM	10:00	5.47 pH	18.34 °C	1,476.5 µS/cm	0.19 mg/L	1.48 NTU	59.4 mV	11.82 ft	160.00 ml/min
11/14/2024 9:36 AM	15:00	5.48 pH	18.32 °C	1,483.3 µS/cm	0.14 mg/L	1.35 NTU	54.2 mV	11.82 ft	160.00 ml/min
11/14/2024 9:41 AM	20:00	5.51 pH	18.26 °C	1,486.5 µS/cm	0.13 mg/L	1.23 NTU	49.6 mV	11.82 ft	160.00 ml/min
11/14/2024 9:46 AM	25:00	5.49 pH	18.21 °C	1,504.5 µS/cm	0.11 mg/L	1.06 NTU	49.1 mV	11.82 ft	160.00 ml/min
11/14/2024 9:51 AM	30:00	5.49 pH	18.08 °C	1,524.7 µS/cm	0.11 mg/L	1.00 NTU	46.8 mV	11.82 ft	160.00 ml/min

Samples

Sample ID:	Description:
HAM-PT-03	Grab.

Created using VuSitu from In-Situ, Inc.

Low-Flow Test Report:

Test Date / Time: 11/14/2024 1:24:52 PM
Project: GP-Plant Hammond
Operator Name: Zain W.

Location Name: PT-04 **Well Diameter: 2 in** **Casing Type: PVC** **Screen Length: 10 ft** **Top of Screen: 24.21 ft** **Total Depth: 34.21 ft** **Initial Depth to Water: 14.62 ft**	**Pump Type: Peristaltic** **Tubing Type: Polyethylene** **Pump Intake From TOC: 29.21 ft** **Estimated Total Volume Pumped: 7 liter** **Flow Cell Volume: 90 ml** **Final Flow Rate: 200 ml/min** **Final Draw Down: 0 ft**	**Instrument Used: Aqua TROLL 400** **Serial Number: 1080302**

Test Notes:
Five Bottles: Appendix III and IV + Major Ions.

Weather Conditions:
Cloudy, 60 degrees F.

Low-Flow Readings:

Date Time	Elapsed Time	pH	Temperature	Specific Conductivity	RDO Concentration	Turbidity	ORP	Depth to Water	Flow
		+/- 0.1	+/- 0.5	+/- 5 %	+/- 0.2	+/- 5	+/- 10	+/- 0.3	
11/14/2024 1:24 PM	00:00	6.55 pH	19.09 °C	984.77 µS/cm	0.93 mg/L	2.93 NTU	-48.0 mV	14.62 ft	200.00 ml/min
11/14/2024 1:29 PM	05:00	6.47 pH	19.12 °C	1,432.8 µS/cm	0.62 mg/L	1.72 NTU	-57.6 mV	14.62 ft	200.00 ml/min
11/14/2024 1:34 PM	10:00	6.48 pH	19.05 °C	1,426.4 µS/cm	0.53 mg/L	0.97 NTU	-49.3 mV	14.62 ft	200.00 ml/min
11/14/2024 1:39 PM	15:00	6.48 pH	18.92 °C	1,418.8 µS/cm	0.49 mg/L	0.66 NTU	-52.5 mV	14.62 ft	200.00 ml/min
11/14/2024 1:44 PM	20:00	6.47 pH	18.93 °C	1,414.0 µS/cm	0.48 mg/L	0.83 NTU	-54.4 mV	14.62 ft	200.00 ml/min
11/14/2024 1:49 PM	25:00	6.47 pH	18.92 °C	1,412.6 µS/cm	0.45 mg/L	0.34 NTU	-54.7 mV	14.62 ft	200.00 ml/min
11/14/2024 1:54 PM	30:00	6.47 pH	18.86 °C	1,415.0 µS/cm	0.43 mg/L	0.21 NTU	-54.9 mV	14.62 ft	200.00 ml/min

Samples

Sample ID:	Description:
HAM-PT-04	Grab.

Low-Flow Test Report:

Test Date / Time: 11/14/2024 11:22:14 AM
Project: GP-Plant Hammond
Operator Name: Zain W.

Location Name: PT-05 **Well Diameter: 2 in** **Casing Type: PVC** **Screen Length: 10 ft** **Top of Screen: 25.50 ft** **Total Depth: 35.50 ft** **Initial Depth to Water: 14.91 ft**	**Pump Type: Peristaltic** **Tubing Type: Polyethylene** **Pump Intake From TOC: 30.50 ft** **Estimated Total Volume Pumped: 7 liter** **Flow Cell Volume: 90 ml** **Final Flow Rate: 200 ml/min** **Final Draw Down: 0.03 ft**	**Instrument Used: Aqua TROLL 400** **Serial Number: 1080302**

Test Notes:
Five Bottles: Appendix III and IV + Major Ions.

Weather Conditions:
Cloudy, 60 degrees F.

Low-Flow Readings:

Date Time	Elapsed Time	pH	Temperature	Specific Conductivity	RDO Concentration	Turbidity	ORP	Depth to Water	Flow
		+/- 0.1	+/- 0.5	+/- 5 %	+/- 0.2	+/- 5	+/- 10	+/- 0.3	
11/14/2024 11:22 AM	00:00	6.80 pH	18.38 °C	1,932.6 µS/cm	0.54 mg/L	1.89 NTU	-4.2 mV	14.91 ft	200.00 ml/min
11/14/2024 11:27 AM	05:00	6.81 pH	18.45 °C	1,924.0 µS/cm	0.45 mg/L	1.16 NTU	-8.4 mV	14.93 ft	200.00 ml/min
11/14/2024 11:32 AM	10:00	6.79 pH	18.43 °C	1,885.2 µS/cm	0.42 mg/L	0.71 NTU	-9.8 mV	14.94 ft	200.00 ml/min
11/14/2024 11:37 AM	15:00	6.80 pH	18.38 °C	1,874.1 µS/cm	0.38 mg/L	0.33 NTU	-16.4 mV	14.94 ft	200.00 ml/min
11/14/2024 11:42 AM	20:00	6.79 pH	18.43 °C	1,849.4 µS/cm	0.37 mg/L	0.20 NTU	-17.7 mV	14.94 ft	200.00 ml/min
11/14/2024 11:47 AM	25:00	6.80 pH	18.42 °C	1,850.3 µS/cm	0.39 mg/L	0.16 NTU	-17.9 mV	14.94 ft	200.00 ml/min
11/14/2024 11:52 AM	30:00	6.80 pH	18.43 °C	1,853.2 µS/cm	0.37 mg/L	0.05 NTU	-20.2 mV	14.94 ft	200.00 ml/min

Samples

Sample ID:	Description:
HAM-PT-05	Grab.

Low-Flow Test Report:

Test Date / Time: 11/14/2024 9:58:11 AM
Project: GP-Plant Hammond
Operator Name: Zain W.

Location Name: PT-06 **Well Diameter: 2 in** **Casing Type: PVC** **Screen Length: 10 ft** **Top of Screen: 25.39 ft** **Total Depth: 35.39 ft** **Initial Depth to Water: 14.73 ft**	**Pump Type: Peristaltic** **Tubing Type: Polyethylene** **Pump Intake From TOC: 30.39 ft** **Estimated Total Volume Pumped: 7 liter** **Flow Cell Volume: 90 ml** **Final Flow Rate: 200 ml/min** **Final Draw Down: 0.07 ft**	**Instrument Used: Aqua TROLL 400** **Serial Number: 1080302**

Test Notes:
Five Bottles: Appendix III and IV + Major Ions.

Weather Conditions:
Cloudy, 60 degrees F.

Low-Flow Readings:

Date Time	Elapsed Time	pH	Temperature	Specific Conductivity	RDO Concentration	Turbidity	ORP	Depth to Water	Flow
		+/- 0.1	+/- 0.5	+/- 5 %	+/- 0.2	+/- 5	+/- 10	+/- 0.3	
11/14/2024 9:58 AM	00:00	6.51 pH	18.10 °C	1,625.8 µS/cm	0.32 mg/L	2.49 NTU	6.9 mV	14.73 ft	200.00 ml/min
11/14/2024 10:03 AM	05:00	6.52 pH	18.16 °C	1,634.5 µS/cm	0.27 mg/L	2.12 NTU	1.3 mV	14.80 ft	200.00 ml/min
11/14/2024 10:08 AM	10:00	6.53 pH	18.16 °C	1,619.5 µS/cm	0.26 mg/L	1.60 NTU	-0.5 mV	14.80 ft	200.00 ml/min
11/14/2024 10:13 AM	15:00	6.53 pH	18.08 °C	1,616.8 µS/cm	0.27 mg/L	1.09 NTU	-2.6 mV	14.80 ft	200.00 ml/min
11/14/2024 10:18 AM	20:00	6.54 pH	18.13 °C	1,601.5 µS/cm	0.27 mg/L	0.98 NTU	-4.4 mV	14.80 ft	200.00 ml/min
11/14/2024 10:23 AM	25:00	6.54 pH	18.15 °C	1,575.4 µS/cm	0.25 mg/L	0.93 NTU	-5.6 mV	14.80 ft	200.00 ml/min
11/14/2024 10:28 AM	30:00	6.54 pH	18.21 °C	1,582.4 µS/cm	0.23 mg/L	0.81 NTU	-6.6 mV	14.80 ft	200.00 ml/min

Samples

Sample ID:	Description:
HAM-PT-06	Grab.

CALIBRATION REPORTS

Site Name: Plant Hammond

Calibrated By: Zan W

Field Instrumentation Calibration Form

Date: 11-14-24

Field Conditions: Cloudy, 60°F

Instrument	Manufactuer/ Model	Serial Number
Water Quality Meter	AquaTroll 400	1080302
Turbidity Meter	LaMotte 2020w	412-2623

Calibration Standard Information				
Parameter	Standard	Lot #	Date of Expiration	Brand
Specific Conductance (µS/cm)	4,490	24010943	05/2025	AIR
pH (SU)	4.00	24010943	05/2025	AIR
pH (SU)	7.00	24008587	06/2025	AIR
pH (SU)	10.00	24004996	06/2025	AIR
D.O. (%)	N/A	—	—	—
ORP (mV)	228.0	24011792	06/2025	AIR

Calibration					
Time Start 0915		Time Finish 0947			
Parameter	Standard	Calibration Value	Calibration Solution Temperature (°C)	Acceptance Criteria	Reference
Specific Conductance (µS/cm)	4,490	4490	15.52	± 10% of standard	EPA 2023
pH (SU)	4.00	4.00	15.55	± 0.1	GWMP
pH (SU)	7.00	7.00	16.02	± 0.1	GWMP
pH (SU)	10.00	10.00	15.98	± 0.1	GWMP
D.O. (%)	N/A	100%	16.62	± 10%	NA
ORP (mV)	228.0	228.0	15.75	± 10	EPA 2023

	Standard	Calibration Value	Acceptance Criteria	Reference
Turbidity (NTU)	0	0	± 10% of standard	EPA 2023
	1	1		
	10	10		
	—	—		

Calibration Check					
Time Start 1242		Time Finish 1256			
Parameter	Standard	Calibration Value	Calibration Solution Temperature (°C)	Acceptance Criteria	Reference
Specific Conductance (µS/cm)	4,490	4490	17.63	± 10% of standard	EPA 2023
pH (SU)	4.00	4.00	17.87	± 0.1	GWMP
pH (SU)	7.00	7.00	17.74	± 0.1	GWMP
pH (SU)	10.00	10.00	17.72	± 0.1	GWMP

	Standard	Calibration Value	Acceptance Criteria	Reference
Turbidity (NTU)	0	0	± 10% of standard	EPA 2023
	1	1		
	10	10		
	—	—		

Notes:

Site Name: Plant Hammond

Calibrated By: Jacob Troy

Field Instrumentation Calibration Form

Date: 11/14/24

Field Conditions: Rainy

Instrument	Manufactuer/ Model	Serial Number
Water Quality Meter	YSI-5467	08 2817
Turbidity Meter	Lamotte	1511-411

Calibration Standard Information				
Parameter	Standard	Lot #	Date of Expiration	Brand
Specific Conductance (µS/cm)	4.490	24010443	03/25	AJR
pH (SU)	4.00	↓	↓	↓
pH (SU)	7.00	24009587	03/25	↓
pH (SU)	10.00	24004996	06/25	↓
D.O. (%)	N/A		—	—
ORP (mV)	228.0	24011792	06/25	AJR

Calibration					
Time Start 07:20 (JT)		Time Finish 07:40 (JT)			
Parameter	Standard	Calibration Value	Calibration Solution Temperature (°C)	Acceptance Criteria	Reference
Specific Conductance (µS/cm)	4.490	4.490	19.50	± 10% of standard	EPA 2023
pH (SU)	4.00	4.01	19.65	± 0.1	GWMP
pH (SU)	7.00	6.93	19.65	± 0.1	GWMP
pH (SU)	10.00	9.98	19.61	± 0.1	GWMP
D.O. (%)	N/A	100	19.34	± 10%	NA
ORP (mV)	228.0	229.8	19.64	± 10	EPA 2023

	Standard	Calibration Value	Acceptance Criteria	Reference
Turbidity (NTU)	0	0.01	± 10% of standard	EPA 2023
	1	0.95		
	10	10		
	—	—		

Calibration Check					
Time Start 13:50 (JT)		Time Finish 14:05 (JT)			
Parameter	Standard	Calibration Value	Calibration Solution Temperature (°C)	Acceptance Criteria	Reference
Specific Conductance (µS/cm)	4.490	4496.6	19.31	± 10% of standard	EPA 2023
pH (SU)	4.00	4.10	19.86	± 0.1	GWMP
pH (SU)	7.00	7.10	19.93	± 0.1	GWMP
pH (SU)	10.00	10.00	20.04	± 0.1	GWMP

	Standard	Calibration Value	Acceptance Criteria	Reference
Turbidity (NTU)	0	0.06	± 10% of standard	EPA 2023
	1	0.94		
	10	10.05		
	—	—		

Notes:

Site Name: Plant Hammond

Calibrated By: Zair Webb

Field Instrumentation Calibration Form

Date: 11-15-24

Field Conditions: Cloudy, 60°F

Instrument	Manufactuer/ Model	Serial Number
Water Quality Meter	Aquatrol 400	1080302
Turbidity Meter	LaMotte 2020e	SN4121-2225

Calibration Standard Information				
Parameter	Standard	Lot #	Date of Expiration	Brand
Specific Conductance (µS/cm)	4,490	24010943	05/2025	AIR
pH (SU)	4.00	24010943	05/2025	AIR
pH (SU)	7.00	24008587	06/2025	AIR
pH (SU)	10.00	24004996	06/2025	AIR
D.O. (%)	N/A	—	—	—
ORP (mV)	228.0	24011792	06/2025	AIR

Calibration					
Time Start 0805		Time Finish 0850			
Parameter	Standard	Calibration Value	Calibration Solution Temperature (°C)	Acceptance Criteria	Reference
Specific Conductance (µS/cm)	4,490	4490	13.08	± 10% of standard	EPA 2023
pH (SU)	4.00	4.00	13.14	± 0.1	GWMP
pH (SU)	7.00	7.00	14.03	± 0.1	GWMP
pH (SU)	10.00	10.00	14.44	± 0.1	GWMP
D.O. (%)	N/A	100%	14.77	± 10%	NA
ORP (mV)	228.0	228.0	14.47	± 10	EPA 2023

	Standard	Calibration Value	Acceptance Criteria	Reference
Turbidity (NTU)	0	0	± 10% of standard	EPA 2023
	1	1		
	10	10		
	—	—		

Calibration Check					
Time Start —		Time Finish —			
Parameter	Standard	Calibration Value	Calibration Solution Temperature (°C)	Acceptance Criteria	Reference
Specific Conductance (µS/cm)	4,490	—	—	± 10% of standard	EPA 2023
pH (SU)	4.00	—	—	± 0.1	GWMP
pH (SU)	7.00	—	—	± 0.1	GWMP
pH (SU)	10.00	—	—	± 0.1	GWMP

	Standard	Calibration Value	Acceptance Criteria	Reference
Turbidity (NTU)	—	—	± 10% of standard	EPA 2023
	—	—		
	—	—		
	—	—		

Notes:

Site Name: Plant Hammond

Calibrated By: JNT

Field Instrumentation Calibration Form

Date: ~~11/14/24~~ 11/15/24

Field Conditions: Clouds

Instrument	Manufactuer/ Model	Serial Number
Water Quality Meter	In-Situ	1082817
Turbidity Meter	Lamotte	1511-4111

Calibration Standard Information				
Parameter	**Standard**	**Lot #**	**Date of Expiration**	**Brand**
Specific Conductance (µS/cm)	4,490	24010943	05/25	AIR
pH (SU)	4.00	↓	↓	↓
pH (SU)	7.00	24008587	05/27	AIR
pH (SU)	10.00	~~20~~ 24004461	06/25	AIR
D.O. (%)	N/A	—	—	—
ORP (mV)	228.0	24011792	06/05	AIR

Calibration					
Time Start 0850 JT		**Time Finish** 09:10 JT			
Parameter	**Standard**	**Calibration Value**	**Calibration Solution Temperature (°C)**	**Acceptance Criteria**	**Reference**
Specific Conductance (µS/cm)	4,490	4490	13.94	± 10% of standard	EPA 2023
pH (SU)	4.00	4.05	13.85	± 0.1	GWMP
pH (SU)	7.00	7.03	13.81	± 0.1	GWMP
pH (SU)	10.00	10.00	13.81	± 0.1	GWMP
D.O. (%)	N/A	46.31	13.62	± 10%	NA
ORP (mV)	228.0	229	13.51	± 10	EPA 2023

	Standard	Calibration Value	Acceptance Criteria	Reference
Turbidity (NTU)	0	0.01	± 10% of standard	EPA 2023
	1	0.92		
	10	10		
	—	—		

Calibration Check					
Time Start		**Time Finish**			
Parameter	**Standard**	**Calibration Value**	**Calibration Solution Temperature (°C)**	**Acceptance Criteria**	**Reference**
Specific Conductance (µS/cm)	4,490			± 10% of standard	EPA 2023
pH (SU)	4.00			± 0.1	GWMP
pH (SU)	7.00			± 0.1	GWMP
pH (SU)	10.00			± 0.1	GWMP

	Standard	Calibration Value	Acceptance Criteria	Reference
Turbidity (NTU)			± 10% of standard	EPA 2023

Notes:

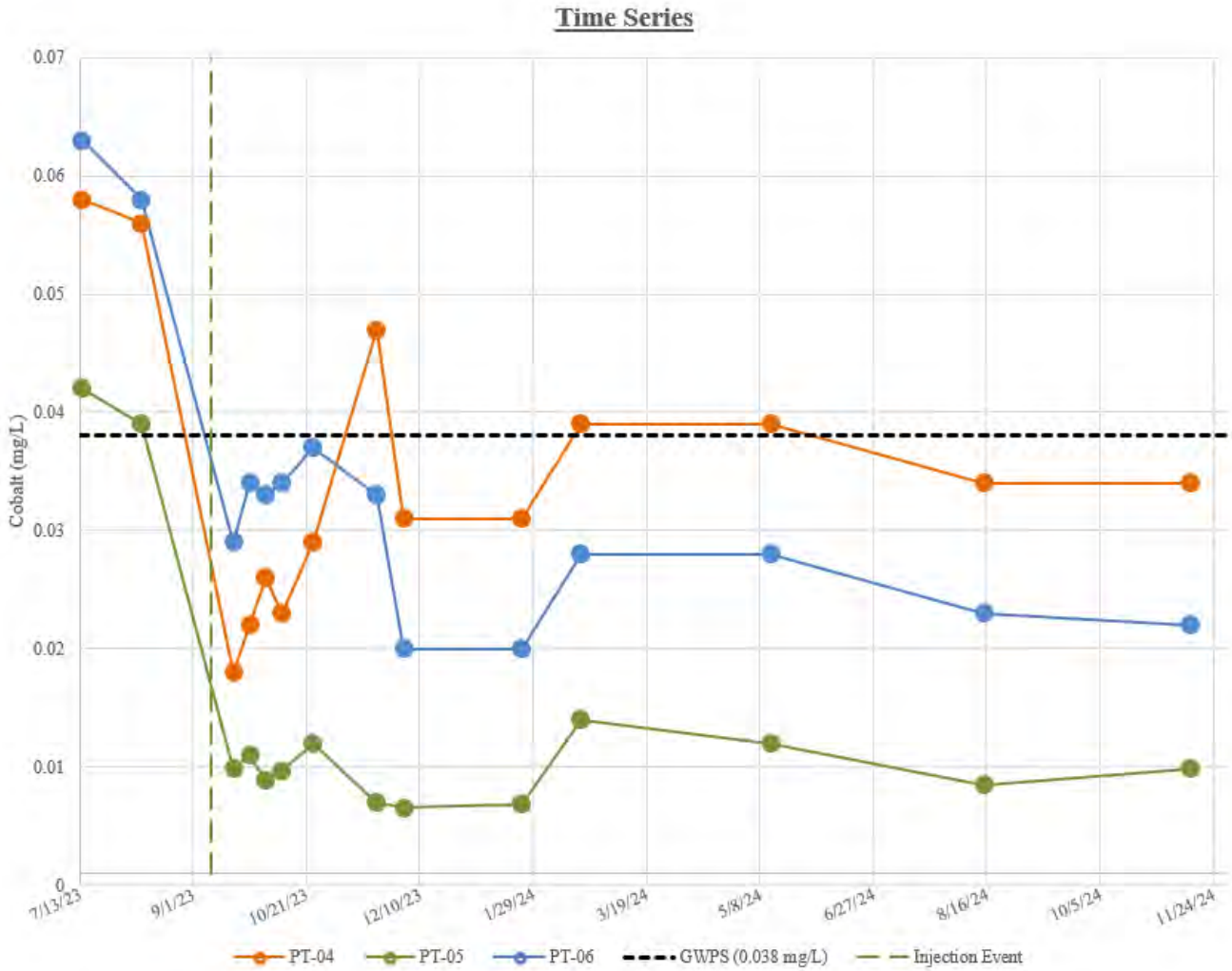

Notes:
1. mg/L = milligrams per liter.
2. The Groundwater Protection Standard (GWPS) for cobalt is 0.038 mg/L.

FIGURE 2A – HGWC-18 AREA COBALT TIME SERIES

GEORGIA POWER COMPANY
PLANT HAMMOND AP-2
ROME, FLOYD COUNTY, GEORGIA

PREPARED FOR: Georgia Power

PREPARED BY: Geosyntec consultants

KENNESAW, GA

JANUARY 2025

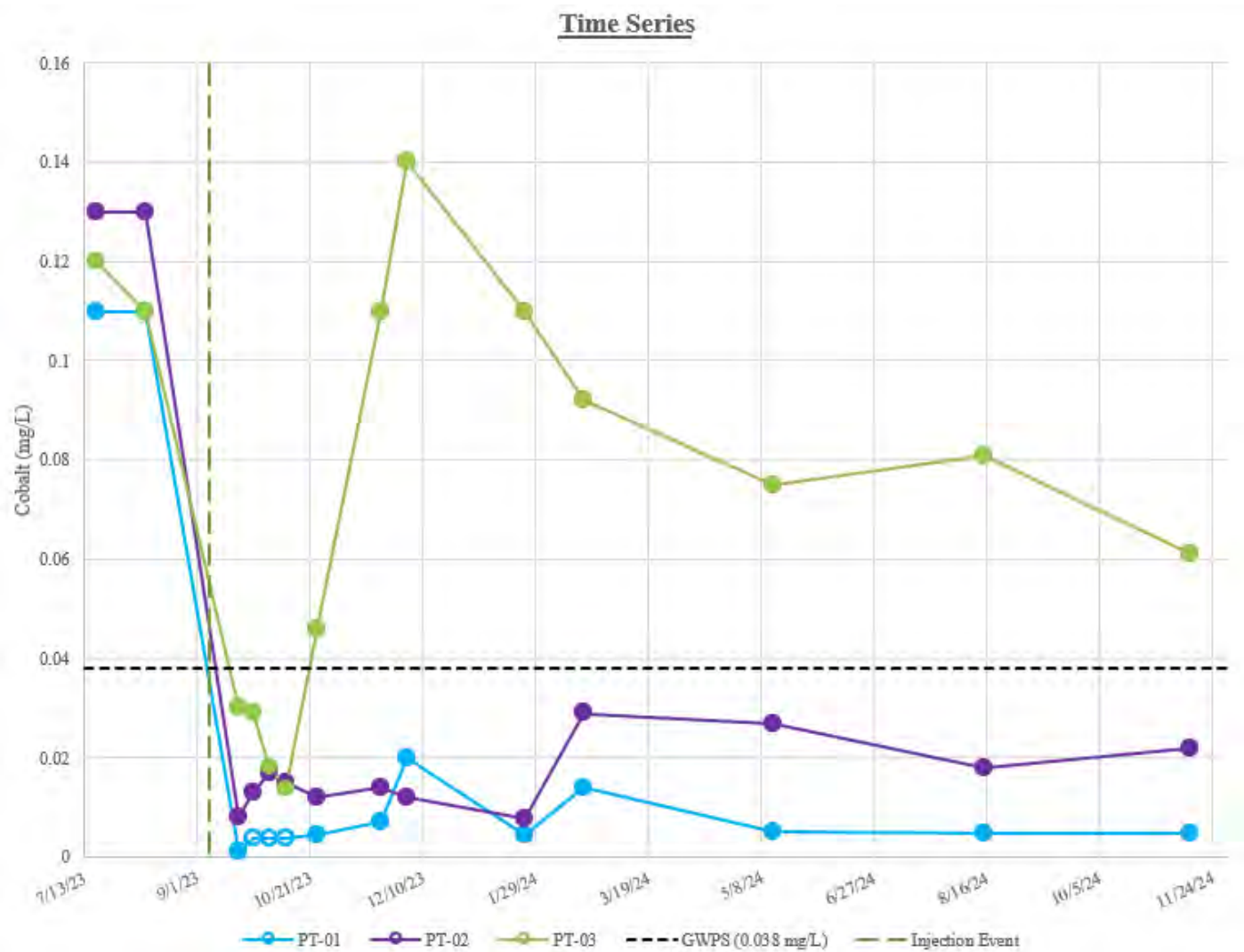

Notes:
1. mg/L = milligrams per liter.
2. The Groundwater Protection Standard (GWPS) for cobalt is 0.038 mg/L.
3. Open symbols indicate the analyte was not detected and are reported at the method detection limit.

FIGURE 2B – MW-33/MW-35 AREA COBALT TIME SERIES

GEORGIA POWER COMPANY
PLANT HAMMOND AP-2
ROME, FLOYD COUNTY, GEORGIA

PREPARED FOR: Georgia Power

PREPARED BY: Geosyntec consultants

KENNESAW, GA

JANUARY 2025

APPENDIX E

Potable Well Survey

Plant Hammond
5963 Alabama Hwy
Rome, GA 30165

Inquiry Number: 07806518.1r
October 29, 2024

The EDR GeoCheck® Report

6 Armstrong Road, 4th floor
Shelton, CT 06484
Toll Free: 800.352.0050
www.edrnet.com

TABLE OF CONTENTS

SECTION **PAGE**

GEOCHECK ADDENDUM

Physical Setting Source Addendum **A-1**

Physical Setting Source Summary **A-2**

Physical Setting Source Map **A-8**

Physical Setting Source Map Findings **A-9**

Physical Setting Source Records Searched **PSGR-1**

Thank you for your business.
Please contact EDR at 1-800-352-0050
with any questions or comments.

Disclaimer - Copyright and Trademark Notice

This Report contains certain information obtained from a variety of public and other sources reasonably available to Environmental Data Resources, LLC. It cannot be concluded from this Report that coverage information for the target and surrounding properties does not exist from other sources. This Report is provided on an "AS IS", "AS AVAILABLE" basis. **NO WARRANTY EXPRESS OR IMPLIED IS MADE WHATSOEVER IN CONNECTION WITH THIS REPORT. ENVIRONMENTAL DATA RESOURCES, LLC AND ITS SUBSIDIARIES, AFFILIATES AND THIRD PARTY SUPPLIERS DISCLAIM ALL WARRANTIES, OF ANY KIND OR NATURE, EXPRESS OR IMPLIED, ARISING OUT OF OR RELATED TO THIS REPORT OR ANY OF THE DATA AND INFORMATION PROVIDED IN THIS REPORT, INCLUDING WITHOUT LIMITATION, ANY WARRANTIES REGARDING ACCURACY, QUALITY, CORRECTNESS, COMPLETENESS, COMPREHENSIVENESS, SUITABILITY, MERCHANTABILITY, FITNESS FOR A PARTICULAR PURPOSE, TITLE, NON-INFRINGEMENT, MISAPPROPRIATION, OR OTHERWISE. ALL RISK IS ASSUMED BY THE USER. IN NO EVENT SHALL ENVIRONMENTAL DATA RESOURCES, LLC OR ITS SUBSIDIARIES, AFFILIATES OR THIRD PARTY SUPPLIERS BE LIABLE TO ANYONE FOR ANY DIRECT, INCIDENTAL, INDIRECT, SPECIAL, CONSEQUENTIAL OR OTHER DAMAGES OF ANY TYPE OR KIND (INCLUDING BUT NOT LIMITED TO LOSS OF PROFITS, LOSS OF USE, OR LOSS OF DATA) INFORMATION PROVIDED IN THIS REPORT.** Any analyses, estimates, ratings, environmental risk levels, or risk codes provided in this Report are provided for illustrative purposes only, and are not intended to provide, nor should they be interpreted as providing any facts regarding, or prediction or forecast of, any environmental risk for any property. Only an assessment performed by a qualified environmental professional can provide findings, opinions or conclusions regarding the environmental risk or conditions in, on or at any property.

Copyright 2024 by Environmental Data Resources, LLC. All rights reserved. Reproduction in any media or format, in whole or in part, of any report or map of Environmental Data Resources, LLC, or its affiliates, is prohibited without prior written permission.

EDR and its logos (including Sanborn and Sanborn Map) are trademarks of Environmental Data Resources, LLC or its affiliates. All other trademarks used herein are the property of their respective owners.

GEOCHECK® - PHYSICAL SETTING SOURCE REPORT

TARGET PROPERTY ADDRESS

PLANT HAMMOND
5963 ALABAMA HWY
ROME, GA 30165

TARGET PROPERTY COORDINATES

Latitude (North):	34.252258 - 34˚ 15' 8.13''
Longitude (West):	85.346763 - 85˚ 20' 48.35''
Universal Tranverse Mercator:	Zone 16
UTM X (Meters):	652231.3
UTM Y (Meters):	3791167.5
Elevation:	588 ft. above sea level

USGS TOPOGRAPHIC MAP

Target Property Map:	34085-C3 ROCK MOUNTAIN, GA
Version Date:	1985
South Map:	34085-B3 LIVINGSTON, GA
Version Date:	1982

EDR's GeoCheck Physical Setting Source Addendum is provided to assist the environmental professional in forming an opinion about the impact of potential contaminant migration.

Assessment of the impact of contaminant migration generally has two principle investigative components:

1. Groundwater flow direction, and
2. Groundwater flow velocity.

Groundwater flow direction may be impacted by surface topography, hydrology, hydrogeology, characteristics of the soil, and nearby wells. Groundwater flow velocity is generally impacted by the nature of the geologic strata.

GEOCHECK® - PHYSICAL SETTING SOURCE SUMMARY

GROUNDWATER FLOW DIRECTION INFORMATION

Groundwater flow direction for a particular site is best determined by a qualified environmental professional using site-specific well data. If such data is not reasonably ascertainable, it may be necessary to rely on other sources of information, such as surface topographic information, hydrologic information, hydrogeologic data collected on nearby properties, and regional groundwater flow information (from deep aquifers).

TOPOGRAPHIC INFORMATION

Surface topography may be indicative of the direction of surficial groundwater flow. This information can be used to assist the environmental professional in forming an opinion about the impact of nearby contaminated properties or, should contamination exist on the target property, what downgradient sites might be impacted.

TARGET PROPERTY TOPOGRAPHY

General Topographic Gradient: General South

SURROUNDING TOPOGRAPHY: ELEVATION PROFILES

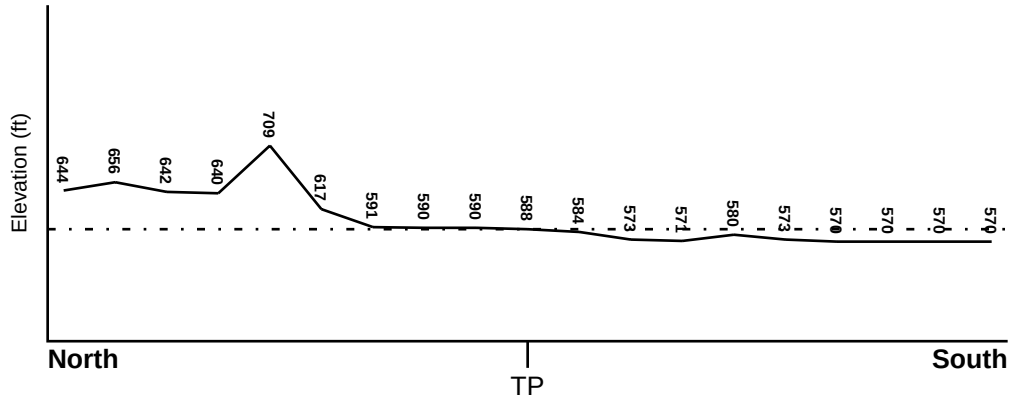

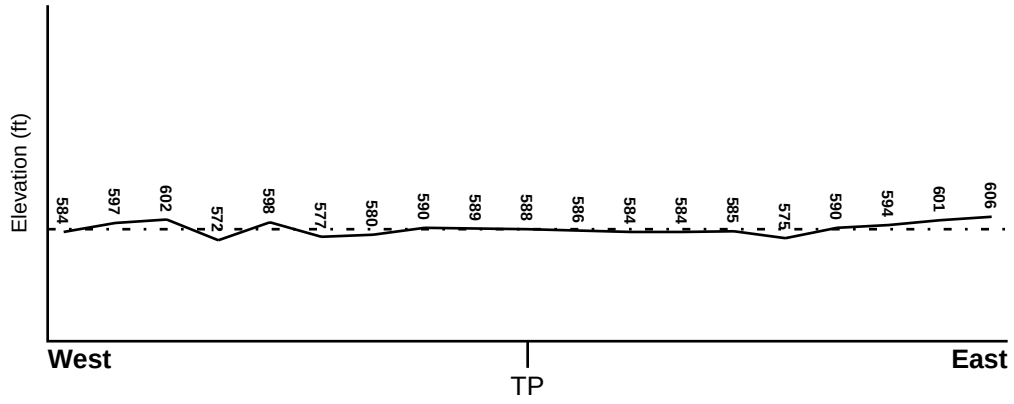

Target Property Elevation: 588 ft.

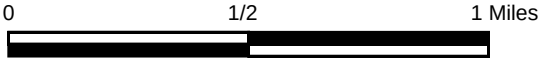

Source: Topography has been determined from the USGS 7.5' Digital Elevation Model and should be evaluated on a relative (not an absolute) basis. Relative elevation information between sites of close proximity should be field verified.

GEOCHECK® - PHYSICAL SETTING SOURCE SUMMARY

HYDROLOGIC INFORMATION

Surface water can act as a hydrologic barrier to groundwater flow. Such hydrologic information can be used to assist the environmental professional in forming an opinion about the impact of nearby contaminated properties or, should contamination exist on the target property, what downgradient sites might be impacted.

Refer to the Physical Setting Source Map following this summary for hydrologic information (major waterways and bodies of water).

FEMA FLOOD ZONE

Flood Plain Panel at Target Property	FEMA Source Type
13115C0163E	FEMA FIRM Flood data

Additional Panels in search area:	FEMA Source Type
13115C0164E	FEMA FIRM Flood data
13115C0252E	FEMA FIRM Flood data
13115C0251E	FEMA FIRM Flood data

NATIONAL WETLAND INVENTORY

NWI Quad at Target Property	NWI Electronic Data Coverage
ROCK MOUNTAIN	YES - refer to the Overview Map and Detail Map

HYDROGEOLOGIC INFORMATION

Hydrogeologic information obtained by installation of wells on a specific site can often be an indicator of groundwater flow direction in the immediate area. Such hydrogeologic information can be used to assist the environmental professional in forming an opinion about the impact of nearby contaminated properties or, should contamination exist on the target property, what downgradient sites might be impacted.

AQUIFLOW®

Search Radius: 1.000 Mile.

EDR has developed the AQUIFLOW Information System to provide data on the general direction of groundwater flow at specific points. EDR has reviewed reports submitted by environmental professionals to regulatory authorities at select sites and has extracted the date of the report, groundwater flow direction as determined hydrogeologically, and the depth to water table.

MAP ID	LOCATION FROM TP	GENERAL DIRECTION GROUNDWATER FLOW
Not Reported		

GEOCHECK® - PHYSICAL SETTING SOURCE SUMMARY

GROUNDWATER FLOW VELOCITY INFORMATION

Groundwater flow velocity information for a particular site is best determined by a qualified environmental professional using site specific geologic and soil strata data. If such data are not reasonably ascertainable, it may be necessary to rely on other sources of information, including geologic age identification, rock stratigraphic unit and soil characteristics data collected on nearby properties and regional soil information. In general, contaminant plumes move more quickly through sandy-gravelly types of soils than silty-clayey types of soils.

GEOLOGIC INFORMATION IN GENERAL AREA OF TARGET PROPERTY

Geologic information can be used by the environmental professional in forming an opinion about the relative speed at which contaminant migration may be occurring.

ROCK STRATIGRAPHIC UNIT

Era:	Paleozoic
System:	Cambrian
Series:	Cambrian
Code:	C *(decoded above as Era, System & Series)*

GEOLOGIC AGE IDENTIFICATION

Category: Stratified Sequence

Geologic Age and Rock Stratigraphic Unit Source: P.G. Schruben, R.E. Arndt and W.J. Bawiec, Geology of the Conterminous U.S. at 1:2,500,000 Scale - a digital representation of the 1974 P.B. King and H.M. Beikman Map, USGS Digital Data Series DDS - 11 (1994).

DOMINANT SOIL COMPOSITION IN GENERAL AREA OF TARGET PROPERTY

The U.S. Department of Agriculture's (USDA) Soil Conservation Service (SCS) leads the National Cooperative Soil Survey (NCSS) and is responsible for collecting, storing, maintaining and distributing soil survey information for privately owned lands in the United States. A soil map in a soil survey is a representation of soil patterns in a landscape. Soil maps for STATSGO are compiled by generalizing more detailed (SSURGO) soil survey maps. The following information is based on Soil Conservation Service STATSGO data.

Soil Component Name:	ETOWAH
Soil Surface Texture:	loam
Hydrologic Group:	Class B - Moderate infiltration rates. Deep and moderately deep, moderately well and well drained soils with moderately coarse textures.
Soil Drainage Class:	Well drained. Soils have intermediate water holding capacity. Depth to water table is more than 6 feet.

Hydric Status: Soil does not meet the requirements for a hydric soil.

Corrosion Potential - Uncoated Steel:	LOW
Depth to Bedrock Min:	> 60 inches
Depth to Bedrock Max:	> 60 inches

GEOCHECK® - PHYSICAL SETTING SOURCE SUMMARY

Soil Layer Information							
	Boundary			Classification			
Layer	Upper	Lower	Soil Texture Class	AASHTO Group	Unified Soil	Permeability Rate (in/hr)	Soil Reaction (pH)
1	0 inches	7 inches	loam	Silt-Clay Materials (more than 35 pct. passing No. 200), Silty Soils.	FINE-GRAINED SOILS, Silts and Clays (liquid limit less than 50%), silt.	Max: 2.00 Min: 0.60	Max: 5.50 Min: 4.50
2	7 inches	38 inches	silty clay loam	Silt-Clay Materials (more than 35 pct. passing No. 200), Clayey Soils.	FINE-GRAINED SOILS, Silts and Clays (liquid limit less than 50%), Lean Clay	Max: 2.00 Min: 0.60	Max: 5.50 Min: 4.50
3	38 inches	70 inches	silty clay loam	Silt-Clay Materials (more than 35 pct. passing No. 200), Clayey Soils.	FINE-GRAINED SOILS, Silts and Clays (liquid limit less than 50%), Lean Clay	Max: 2.00 Min: 0.60	Max: 5.50 Min: 4.50

OTHER SOIL TYPES IN AREA

Based on Soil Conservation Service STATSGO data, the following additional subordinant soil types may appear within the general area of target property.

Soil Surface Textures: silt loam
clay loam

Surficial Soil Types: silt loam
clay loam

Shallow Soil Types: sandy clay loam
clay loam
silty clay loam
silty clay

Deeper Soil Types: clay loam
stratified
clay
cherty - clay loam
weathered bedrock
loam

LOCAL / REGIONAL WATER AGENCY RECORDS

EDR Local/Regional Water Agency records provide water well information to assist the environmental professional in assessing sources that may impact ground water flow direction, and in forming an opinion about the impact of contaminant migration on nearby drinking water wells.

GEOCHECK® - PHYSICAL SETTING SOURCE SUMMARY

WELL SEARCH DISTANCE INFORMATION

DATABASE	SEARCH DISTANCE (miles)
Federal USGS	2.000
Federal FRDS PWS	2.000
State Database	2.000

FEDERAL USGS WELL INFORMATION

MAP ID	WELL ID	LOCATION FROM TP
A1	USGS40000266955	1/8 - 1/4 Mile NW
B3	USGS40000266956	1/8 - 1/4 Mile NNE
D7	USGS40000266962	1/4 - 1/2 Mile North
B9	USGS40000266957	1/4 - 1/2 Mile NE
D12	USGS40000266965	1/4 - 1/2 Mile NNW
E13	USGS40000266972	1/4 - 1/2 Mile North
E16	USGS40000266968	1/2 - 1 Mile NNE
F18	USGS40000266981	1/2 - 1 Mile North
G21	USGS40000266978	1 - 2 Miles NE
H22	USGS40000266969	1 - 2 Miles ENE
H25	USGS40000266975	1 - 2 Miles ENE
I27	USGS40000266890	1 - 2 Miles South
J29	USGS40000266958	1 - 2 Miles East
K31	USGS40000266908	1 - 2 Miles SE
L33	USGS40000266966	1 - 2 Miles ENE

FEDERAL FRDS PUBLIC WATER SUPPLY SYSTEM INFORMATION

MAP ID	WELL ID	LOCATION FROM TP
No PWS System Found		

Note: PWS System location is not always the same as well location.

STATE DATABASE WELL INFORMATION

MAP ID	WELL ID	LOCATION FROM TP
A2	0000004171	1/8 - 1/4 Mile NW
B4	0000004172	1/8 - 1/4 Mile NNE
C5	0000004168	1/4 - 1/2 Mile WNW
C6	0000004169	1/4 - 1/2 Mile WNW
D8	0000004175	1/4 - 1/2 Mile North
B10	0000004173	1/4 - 1/2 Mile NE
D11	0000004177	1/4 - 1/2 Mile NNW
E14	0000004181	1/4 - 1/2 Mile North
E15	0000004179	1/2 - 1 Mile NNE
17	0000004170	1/2 - 1 Mile West
F19	0000004188	1/2 - 1 Mile North

GEOCHECK® - PHYSICAL SETTING SOURCE SUMMARY

STATE DATABASE WELL INFORMATION

MAP ID	WELL ID	LOCATION FROM TP
G20	0000004185	1 - 2 Miles NE
H23	0000004180	1 - 2 Miles ENE
H24	0000004183	1 - 2 Miles ENE
I26	0000004144	1 - 2 Miles South
J28	0000004174	1 - 2 Miles East
K30	0000004151	1 - 2 Miles SE
L32	0000004178	1 - 2 Miles ENE

PHYSICAL SETTING SOURCE MAP - 07806518.1r

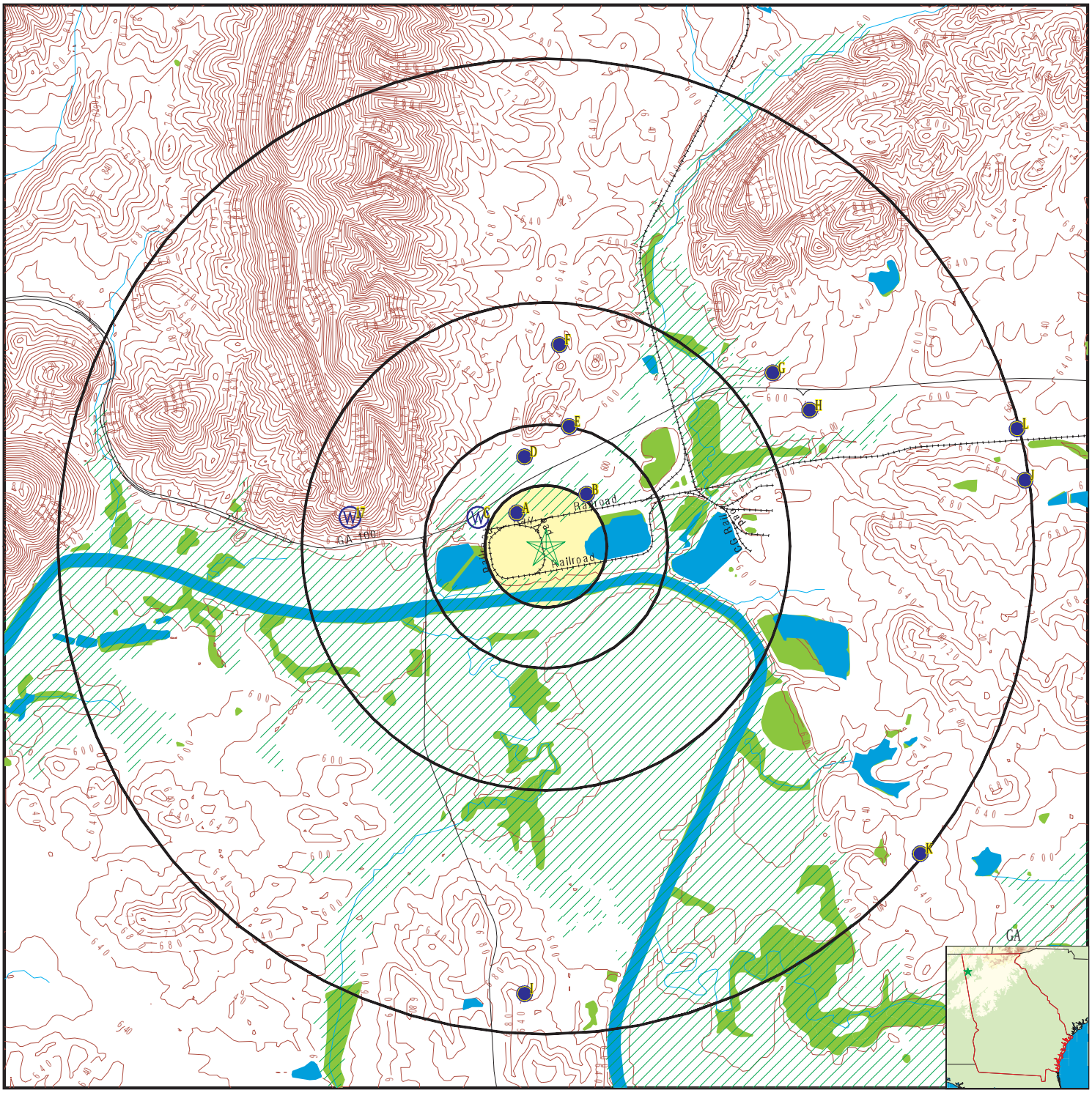

County Boundary
Major Roads
Contour Lines
Earthquake epicenter, Richter 5 or greater
Water Wells
Public Water Supply Wells
Cluster of Multiple Icons

0 1/2 1 2 Miles

Groundwater Flow Direction
Indeterminate Groundwater Flow at Location
Groundwater Flow Varies at Location
100-year flood zone
500-year flood zone
National Wetland Inventory
Wildlife Areas

N

SITE NAME: Plant Hammond	CLIENT: Geosyntec Consultants
ADDRESS: 5963 Alabama Hwy Rome GA 30165	CONTACT: Tristan Halterman
LAT/LONG: 34.252258 / 85.346763	INQUIRY #: 07806518.1r
	DATE: October 29, 2024 1:27 pm

Copyright © 2024 EDR, Inc. © 2015 TomTom Rel. 2015.

Map ID Direction Distance Elevation	Database	EDR ID Number
A1 **NW** **1/8 - 1/4 Mile** **Higher**	**FED USGS**	**USGS40000266955**

Organization ID:	USGS-GA	Organization Name:	USGS Georgia Water Science Center
Monitor Location:	03JJ41	Type:	Well
Description:	GA POWER, PLANT HAMMOND	HUC:	03150105
Drainage Area:	Not Reported	Drainage Area Units:	Not Reported
Contrib Drainage Area:	Not Reported	Contrib Drainage Area Unts:	Not Reported
Aquifer:	Valley and Ridge aquifers	Formation Type:	Conasauga Formation
Aquifer Type:	Not Reported	Construction Date:	19511101
Well Depth:	411	Well Depth Units:	ft
Well Hole Depth:	411	Well Hole Depth Units:	ft

A2 **NW** **1/8 - 1/4 Mile** **Higher**	**GA WELLS**	**0000004171**

County code:	115	Well num:	03JJ41
Remarks:	GA POWER, PLANT HAMMOND	Lat:	341515
Lon:	0852056	Latlon datum:	NAD27
Alt:	586.00	Alt datum:	NGVD29
Depth:	411	Depth to casing:	44.5
Casing dia:	12.	Casing matl:	Not Reported
Depth to top:	44.5	Depth to bot:	411.
Opening type:	X	Constr date:	19551101
Discharge:	69.60	Prim use:	N
Aquifer code:	371CNSG	Edr id:	0000004171

B3 **NNE** **1/8 - 1/4 Mile** **Higher**	**FED USGS**	**USGS40000266956**

Organization ID:	USGS-GA	Organization Name:	USGS Georgia Water Science Center
Monitor Location:	03JJ35	Type:	Well
Description:	GA. POWER CO. WELL NO.3	HUC:	03150105
Drainage Area:	Not Reported	Drainage Area Units:	Not Reported
Contrib Drainage Area:	Not Reported	Contrib Drainage Area Unts:	Not Reported
Aquifer:	Valley and Ridge aquifers	Formation Type:	Conasauga Formation
Aquifer Type:	Not Reported	Construction Date:	195111
Well Depth:	405	Well Depth Units:	ft
Well Hole Depth:	Not Reported	Well Hole Depth Units:	Not Reported

---

B4 **NNE** **1/8 - 1/4 Mile** **Higher**	**GA WELLS**	**0000004172**

County code:	115	Well num:	03JJ35
Remarks:	GA. POWER CO. WELL NO.3	Lat:	341518
Lon:	0852041	Latlon datum:	NAD27
Alt:	590.0	Alt datum:	NGVD29

Depth:	405.0	Depth to casing:	22.0
Casing dia:	12.0	Casing matl:	Not Reported
Depth to top:	22.0	Depth to bot:	405.0
Opening type:	X	Constr date:	195111
Discharge:	Not Reported	Prim use:	Not Reported
Aquifer code:	371CNSG	Edr id:	0000004172

C5
WNW
1/4 - 1/2 Mile
Higher

GA WELLS **0000004168**

County code:	115	Well num:	03JJS2
Remarks:	JOE EARLY	Lat:	341514
Lon:	0852106	Latlon datum:	NAD27
Alt:	590	Alt datum:	NGVD29
Depth:	Not Reported	Depth to casing:	Not Reported
Casing dia:	Not Reported	Casing matl:	Not Reported
Depth to top:	Not Reported	Depth to bot:	Not Reported
Opening type:	Not Reported	Constr date:	Not Reported
Discharge:	208.3	Prim use:	Not Reported
Aquifer code:	Not Reported	Edr id:	0000004168

C6
WNW
1/4 - 1/2 Mile
Higher

GA WELLS **0000004169**

County code:	115	Well num:	03JJS2
Remarks:	JOE EARLY	Lat:	341514
Lon:	0852106	Latlon datum:	NAD27
Alt:	590	Alt datum:	NGVD29
Depth:	Not Reported	Depth to casing:	Not Reported
Casing dia:	Not Reported	Casing matl:	Not Reported
Depth to top:	Not Reported	Depth to bot:	Not Reported
Opening type:	Not Reported	Constr date:	Not Reported
Discharge:	208.3	Prim use:	Not Reported
Aquifer code:	Not Reported	Edr id:	0000004169

D7
North
1/4 - 1/2 Mile
Higher

FED USGS **USGS40000266962**

Organization ID:	USGS-GA	Organization Name:	USGS Georgia Water Science Center
Monitor Location:	03JJ31	Type:	Well
Description:	RUTH BRIDGES	HUC:	03150105
Drainage Area:	Not Reported	Drainage Area Units:	Not Reported
Contrib Drainage Area:	Not Reported	Contrib Drainage Area Unts:	Not Reported
Aquifer:	Valley and Ridge aquifers	Formation Type:	Floyd Shale
Aquifer Type:	Not Reported	Construction Date:	1949
Well Depth:	96	Well Depth Units:	ft
Well Hole Depth:	Not Reported	Well Hole Depth Units:	Not Reported

Ground water levels,Number of Measurements:	1	Level reading date:	1961-11-07
Feet below surface:	20	Feet to sea level:	Not Reported
Note:	Not Reported		

Map ID Direction Distance Elevation	Database	EDR ID Number
D8 **North** **1/4 - 1/2 Mile** **Higher**	**GA WELLS**	**0000004175**

County code:	115	Well num:	03JJ31
Remarks:	RUTH BRIDGES	Lat:	341524
Lon:	0852052	Latlon datum:	NAD27
Alt:	590	Alt datum:	NGVD29
Depth:	96	Depth to casing:	20
Casing dia:	6	Casing matl:	Not Reported
Depth to top:	20	Depth to bot:	96
Opening type:	X	Constr date:	1949
Discharge:	10	Prim use:	H
Aquifer code:	331FLYD	Edr id:	0000004175

B9 **NE** **1/4 - 1/2 Mile** **Higher**	**FED USGS**	**USGS40000266957**

Organization ID:	USGS-GA	Organization Name:	USGS Georgia Water Science Center
Monitor Location:	03JJ40	Type:	Well
Description:	GA POWER CO, HAMMOND PLNT	HUC:	03150105
Drainage Area:	Not Reported	Drainage Area Units:	Not Reported
Contrib Drainage Area:	Not Reported	Contrib Drainage Area Unts:	Not Reported
Aquifer:	Valley and Ridge aquifers	Formation Type:	Conasauga Formation
Aquifer Type:	Not Reported	Construction Date:	195111
Well Depth:	405	Well Depth Units:	ft
Well Hole Depth:	Not Reported	Well Hole Depth Units:	Not Reported

Ground water levels,Number of Measurements:	1	Level reading date:	1951-11
Feet below surface:	15	Feet to sea level:	Not Reported
Note:	Not Reported		

B10 **NE** **1/4 - 1/2 Mile** **Higher**	**GA WELLS**	**0000004173**

County code:	115	Well num:	03JJ40
Remarks:	GA POWER CO, HAMMOND PLNT	Lat:	341520
Lon:	0852035	Latlon datum:	NAD27
Alt:	590	Alt datum:	NGVD29
Depth:	405	Depth to casing:	Not Reported
Casing dia:	Not Reported	Casing matl:	Not Reported
Depth to top:	Not Reported	Depth to bot:	Not Reported
Opening type:	Not Reported	Constr date:	195111
Discharge:	40.	Prim use:	N
Aquifer code:	371CNSG	Edr id:	0000004173

Map ID Direction Distance Elevation	Database	EDR ID Number
D11 **NNW** **1/4 - 1/2 Mile** **Higher**	**GA WELLS**	**0000004177**

County code:	115	Well num:	03JJ14
Remarks:	MRS. ARTHUR L. LLOYD	Lat:	341530
Lon:	0852056	Latlon datum:	NAD27
Alt:	595	Alt datum:	NGVD29
Depth:	87	Depth to casing:	21
Casing dia:	6	Casing matl:	Not Reported
Depth to top:	21	Depth to bot:	87
Opening type:	X	Constr date:	1948
Discharge:	16.7	Prim use:	H
Aquifer code:	371CNSG	Edr id:	0000004177

D12 **NNW** **1/4 - 1/2 Mile** **Higher**	**FED USGS**	**USGS40000266965**	

Organization ID:	USGS-GA	Organization Name:	USGS Georgia Water Science Center
Monitor Location:	03JJ14	Type:	Well
Description:	MRS. ARTHUR L. LLOYD	HUC:	03150105
Drainage Area:	Not Reported	Drainage Area Units:	Not Reported
Contrib Drainage Area:	Not Reported	Contrib Drainage Area Unts:	Not Reported
Aquifer:	Valley and Ridge aquifers	Formation Type:	Conasauga Formation
Aquifer Type:	Not Reported	Construction Date:	1948
Well Depth:	87	Well Depth Units:	ft
Well Hole Depth:	Not Reported	Well Hole Depth Units:	Not Reported

Ground water levels,Number of Measurements:	1	Level reading date:	1948
Feet below surface:	4	Feet to sea level:	Not Reported
Note:	Not Reported		

E13 **North** **1/4 - 1/2 Mile** **Higher**	**FED USGS**	**USGS40000266972**	

Organization ID:	USGS-GA	Organization Name:	USGS Georgia Water Science Center
Monitor Location:	03JJ13	Type:	Well
Description:	ARTHUR W. LLOYD	HUC:	03150105
Drainage Area:	Not Reported	Drainage Area Units:	Not Reported
Contrib Drainage Area:	Not Reported	Contrib Drainage Area Unts:	Not Reported
Aquifer:	Valley and Ridge aquifers	Formation Type:	Floyd Shale
Aquifer Type:	Not Reported	Construction Date:	1955
Well Depth:	72	Well Depth Units:	ft
Well Hole Depth:	Not Reported	Well Hole Depth Units:	Not Reported

Ground water levels,Number of Measurements:	1	Level reading date:	1955
Feet below surface:	15.0	Feet to sea level:	Not Reported
Note:	Not Reported		

Map ID Direction Distance Elevation	Database	EDR ID Number
E14 **North** **1/4 - 1/2 Mile** **Higher**	**GA WELLS**	**0000004181**

County code:	115	Well num:	03JJ13
Remarks:	ARTHUR W. LLOYD	Lat:	341533
Lon:	0852047	Latlon datum:	NAD27
Alt:	625	Alt datum:	NGVD29
Depth:	72	Depth to casing:	28
Casing dia:	6	Casing matl:	Not Reported
Depth to top:	28	Depth to bot:	72
Opening type:	X	Constr date:	1955
Discharge:	15	Prim use:	H
Aquifer code:	331FLYD	Edr id:	0000004181

E15 **NNE** **1/2 - 1 Mile** **Higher**	**GA WELLS**	**0000004179**

County code:	115	Well num:	03JJ12
Remarks:	DEWEY H. WORTHY JR.	Lat:	341534
Lon:	0852038	Latlon datum:	NAD27
Alt:	600	Alt datum:	NGVD29
Depth:	60	Depth to casing:	55
Casing dia:	6	Casing matl:	Not Reported
Depth to top:	55	Depth to bot:	60
Opening type:	X	Constr date:	196106
Discharge:	10	Prim use:	H
Aquifer code:	331FLYD	Edr id:	0000004179

E16 **NNE** **1/2 - 1 Mile** **Higher**	**FED USGS**	**USGS40000266968**

Organization ID:	USGS-GA	Organization Name:	USGS Georgia Water Science Center
Monitor Location:	03JJ12	Type:	Well
Description:	DEWEY H. WORTHY JR.	HUC:	03150105
Drainage Area:	Not Reported	Drainage Area Units:	Not Reported
Contrib Drainage Area:	Not Reported	Contrib Drainage Area Unts:	Not Reported
Aquifer:	Valley and Ridge aquifers	Formation Type:	Floyd Shale
Aquifer Type:	Not Reported	Construction Date:	196106
Well Depth:	60	Well Depth Units:	ft
Well Hole Depth:	Not Reported	Well Hole Depth Units:	Not Reported

Ground water levels,Number of Measurements:	1	Level reading date:	1961-11-07
Feet below surface:	15.35	Feet to sea level:	Not Reported
Note:	Not Reported		

Map ID Direction Distance Elevation	Database	EDR ID Number
17 **West** **1/2 - 1 Mile** **Higher**	**GA WELLS**	**0000004170**

County code:	115	Well num:	03JJ47
Remarks:	A.A. LOONEY	Lat:	341514
Lon:	0852139	Latlon datum:	NAD27
Alt:	800	Alt datum:	NGVD29
Depth:	Not Reported	Depth to casing:	Not Reported
Casing dia:	Not Reported	Casing matl:	Not Reported
Depth to top:	Not Reported	Depth to bot:	Not Reported
Opening type:	Not Reported	Constr date:	Not Reported
Discharge:	Not Reported	Prim use:	Not Reported
Aquifer code:	Not Reported	Edr id:	0000004170

F18 **North** **1/2 - 1 Mile** **Higher**	**FED USGS**	**USGS40000266981**

Organization ID:	USGS-GA	Organization Name:	USGS Georgia Water Science Center
Monitor Location:	03JJ15	Type:	Well
Description:	ROME CRAFT	HUC:	03150105
Drainage Area:	Not Reported	Drainage Area Units:	Not Reported
Contrib Drainage Area:	Not Reported	Contrib Drainage Area Unts:	Not Reported
Aquifer:	Valley and Ridge aquifers	Formation Type:	Floyd Shale
Aquifer Type:	Not Reported	Construction Date:	1958
Well Depth:	205	Well Depth Units:	ft
Well Hole Depth:	Not Reported	Well Hole Depth Units:	Not Reported

Ground water levels,Number of Measurements:	1	Level reading date:	1958
Feet below surface:	40.0	Feet to sea level:	Not Reported
Note:	Not Reported		

F19 **North** **1/2 - 1 Mile** **Higher**	**GA WELLS**	**0000004188**

County code:	115	Well num:	03JJ15
Remarks:	ROME CRAFT	Lat:	341551
Lon:	0852045	Latlon datum:	NAD27
Alt:	640	Alt datum:	NGVD29
Depth:	205	Depth to casing:	179
Casing dia:	6	Casing matl:	Not Reported
Depth to top:	179	Depth to bot:	205
Opening type:	X	Constr date:	1958
Discharge:	6.5	Prim use:	C
Aquifer code:	331FLYD	Edr id:	0000004188

Map ID Direction Distance Elevation	Database	EDR ID Number
G20 **NE** **1 - 2 Miles** **Lower**	**GA WELLS**	**0000004185**

County code:	115	Well num:	03JJ16
Remarks:	C.W. AKRIDGE	Lat:	341545
Lon:	0851950	Latlon datum:	NAD27
Alt:	590	Alt datum:	NGVD29
Depth:	89	Depth to casing:	7
Casing dia:	6	Casing matl:	Not Reported
Depth to top:	7	Depth to bot:	89
Opening type:	X	Constr date:	1941
Discharge:	5	Prim use:	H
Aquifer code:	331FLYD	Edr id:	0000004185

G21 **NE** **1 - 2 Miles** **Lower**	**FED USGS**	**USGS40000266978**

Organization ID:	USGS-GA	Organization Name:	USGS Georgia Water Science Center
Monitor Location:	03JJ16	Type:	Well
Description:	C.W. AKRIDGE	HUC:	03150105
Drainage Area:	Not Reported	Drainage Area Units:	Not Reported
Contrib Drainage Area:	Not Reported	Contrib Drainage Area Unts:	Not Reported
Aquifer:	Valley and Ridge aquifers	Formation Type:	Floyd Shale
Aquifer Type:	Not Reported	Construction Date:	1941
Well Depth:	89	Well Depth Units:	ft
Well Hole Depth:	Not Reported	Well Hole Depth Units:	Not Reported

---

H22 **ENE** **1 - 2 Miles** **Higher**	**FED USGS**	**USGS40000266969**

Organization ID:	USGS-GA	Organization Name:	USGS Georgia Water Science Center
Monitor Location:	03JJ17	Type:	Well
Description:	C.W. AKRIDGE	HUC:	03150105
Drainage Area:	Not Reported	Drainage Area Units:	Not Reported
Contrib Drainage Area:	Not Reported	Contrib Drainage Area Unts:	Not Reported
Aquifer:	Valley and Ridge aquifers	Formation Type:	Floyd Shale
Aquifer Type:	Not Reported	Construction Date:	1945
Well Depth:	157	Well Depth Units:	ft
Well Hole Depth:	Not Reported	Well Hole Depth Units:	Not Reported

---

H23 **ENE** **1 - 2 Miles** **Higher**	**GA WELLS**	**0000004180**

County code:	115	Well num:	03JJ17
Remarks:	C.W. AKRIDGE	Lat:	341535
Lon:	0851942	Latlon datum:	NAD27
Alt:	605	Alt datum:	NGVD29

Depth:	157	Depth to casing:	Not Reported
Casing dia:	6.0	Casing matl:	Not Reported
Depth to top:	Not Reported	Depth to bot:	Not Reported
Opening type:	Not Reported	Constr date:	1945
Discharge:	5	Prim use:	H
Aquifer code:	331FLYD	Edr id:	0000004180

H24
ENE
1 - 2 Miles
Higher

GA WELLS **0000004183**

County code:	115	Well num:	03JJ18
Remarks:	C.H. JOHNSON	Lat:	341539
Lon:	0851939	Latlon datum:	NAD27
Alt:	600	Alt datum:	NGVD29
Depth:	96	Depth to casing:	35
Casing dia:	6	Casing matl:	Not Reported
Depth to top:	35	Depth to bot:	96
Opening type:	X	Constr date:	1959
Discharge:	Not Reported	Prim use:	H
Aquifer code:	331FLYD	Edr id:	0000004183

H25
ENE
1 - 2 Miles
Higher

FED USGS **USGS40000266975**

Organization ID:	USGS-GA	Organization Name:	USGS Georgia Water Science Center
Monitor Location:	03JJ18	Type:	Well
Description:	C.H. JOHNSON	HUC:	03150105
Drainage Area:	Not Reported	Drainage Area Units:	Not Reported
Contrib Drainage Area:	Not Reported	Contrib Drainage Area Unts:	Not Reported
Aquifer:	Valley and Ridge aquifers	Formation Type:	Floyd Shale
Aquifer Type:	Not Reported	Construction Date:	1959
Well Depth:	96	Well Depth Units:	ft
Well Hole Depth:	Not Reported	Well Hole Depth Units:	Not Reported

Ground water levels,Number of Measurements:	1	Level reading date:	1961-11-07
Feet below surface:	33.28	Feet to sea level:	Not Reported
Note:	Not Reported		

I26
South
1 - 2 Miles
Higher

GA WELLS **0000004144**

County code:	115	Well num:	03HH27
Remarks:	SIDNEY EVANS	Lat:	341332
Lon:	0852054	Latlon datum:	NAD27
Alt:	660.0	Alt datum:	NGVD29
Depth:	129.0	Depth to casing:	50.0
Casing dia:	6.0	Casing matl:	Not Reported
Depth to top:	50.0	Depth to bot:	129.0
Opening type:	X	Constr date:	1956
Discharge:	9.0	Prim use:	H
Aquifer code:	371CNSG	Edr id:	0000004144

Map ID Direction Distance Elevation	Database	EDR ID Number
I27 **South** **1 - 2 Miles** **Higher**	**FED USGS**	**USGS40000266890**

Organization ID:	USGS-GA	Organization Name:	USGS Georgia Water Science Center
Monitor Location:	03HH27	Type:	Well
Description:	SIDNEY EVANS	HUC:	03150105
Drainage Area:	Not Reported	Drainage Area Units:	Not Reported
Contrib Drainage Area:	Not Reported	Contrib Drainage Area Unts:	Not Reported
Aquifer:	Valley and Ridge aquifers	Formation Type:	Conasauga Formation
Aquifer Type:	Not Reported	Construction Date:	1956
Well Depth:	129	Well Depth Units:	ft
Well Hole Depth:	Not Reported	Well Hole Depth Units:	Not Reported

---

J28 **East** **1 - 2 Miles** **Higher**	**GA WELLS**	**0000004174**

County code:	115	Well num:	03JJ20
Remarks:	JACK AKRIDGE	Lat:	341522
Lon:	0851845	Latlon datum:	NAD27
Alt:	670	Alt datum:	NGVD29
Depth:	65	Depth to casing:	Not Reported
Casing dia:	Not Reported	Casing matl:	Not Reported
Depth to top:	Not Reported	Depth to bot:	Not Reported
Opening type:	Not Reported	Constr date:	1955
Discharge:	11.7	Prim use:	H
Aquifer code:	371CNSG	Edr id:	0000004174

J29 **East** **1 - 2 Miles** **Higher**	**FED USGS**	**USGS40000266958**

Organization ID:	USGS-GA	Organization Name:	USGS Georgia Water Science Center
Monitor Location:	03JJ20	Type:	Well
Description:	JACK AKRIDGE	HUC:	03150105
Drainage Area:	Not Reported	Drainage Area Units:	Not Reported
Contrib Drainage Area:	Not Reported	Contrib Drainage Area Unts:	Not Reported
Aquifer:	Valley and Ridge aquifers	Formation Type:	Conasauga Formation
Aquifer Type:	Not Reported	Construction Date:	1955
Well Depth:	65	Well Depth Units:	ft
Well Hole Depth:	Not Reported	Well Hole Depth Units:	Not Reported

---

K30 **SE** **1 - 2 Miles** **Higher**	**GA WELLS**	**0000004151**

County code:	115	Well num:	03HH03
Remarks:	L.L. PUCKETT	Lat:	341402
Lon:	0851912	Latlon datum:	NAD27
Alt:	650.0	Alt datum:	NGVD29

Depth:	125.0	Depth to casing:	31.0
Casing dia:	6.0	Casing matl:	Not Reported
Depth to top:	31.0	Depth to bot:	125.0
Opening type:	X	Constr date:	1960
Discharge:	4.5	Prim use:	H
Aquifer code:	371CNSG	Edr id:	0000004151

K31
SE
1 - 2 Miles
Higher

FED USGS **USGS40000266908**

Organization ID:	USGS-GA	Organization Name:	USGS Georgia Water Science Center
Monitor Location:	03HH03	Type:	Well
Description:	L.L. PUCKETT	HUC:	03150105
Drainage Area:	Not Reported	Drainage Area Units:	Not Reported
Contrib Drainage Area:	Not Reported	Contrib Drainage Area Unts:	Not Reported
Aquifer:	Valley and Ridge aquifers	Formation Type:	Conasauga Formation
Aquifer Type:	Not Reported	Construction Date:	1960
Well Depth:	125	Well Depth Units:	ft
Well Hole Depth:	125	Well Hole Depth Units:	ft

Ground water levels,Number of Measurements:	1	Level reading date:	1960
Feet below surface:	27.0	Feet to sea level:	Not Reported
Note:	Not Reported		

L32
ENE
1 - 2 Miles
Higher

GA WELLS **0000004178**

County code:	115	Well num:	03JJ19
Remarks:	C.W. AKRIDGE	Lat:	341533
Lon:	0851847	Latlon datum:	NAD27
Alt:	635	Alt datum:	NGVD29
Depth:	359	Depth to casing:	Not Reported
Casing dia:	Not Reported	Casing matl:	Not Reported
Depth to top:	Not Reported	Depth to bot:	Not Reported
Opening type:	Not Reported	Constr date:	1945
Discharge:	Not Reported	Prim use:	H
Aquifer code:	331FLYD	Edr id:	0000004178

L33
ENE
1 - 2 Miles
Higher

FED USGS **USGS40000266966**

Organization ID:	USGS-GA	Organization Name:	USGS Georgia Water Science Center
Monitor Location:	03JJ19	Type:	Well
Description:	C.W. AKRIDGE	HUC:	03150105
Drainage Area:	Not Reported	Drainage Area Units:	Not Reported
Contrib Drainage Area:	Not Reported	Contrib Drainage Area Unts:	Not Reported
Aquifer:	Valley and Ridge aquifers	Formation Type:	Floyd Shale
Aquifer Type:	Not Reported	Construction Date:	1945
Well Depth:	359	Well Depth Units:	ft
Well Hole Depth:	Not Reported	Well Hole Depth Units:	Not Reported

Ground water levels,Number of Measurements:		1	Level reading date:	1946-10-22
Feet below surface:	29.2		Feet to sea level:	Not Reported
Note:	Not Reported			

GEOCHECK® - PHYSICAL SETTING SOURCE MAP FINDINGS
RADON

AREA RADON INFORMATION

Federal EPA Radon Zone for FLOYD County: 2

Note: Zone 1 indoor average level > 4 pCi/L.
: Zone 2 indoor average level >= 2 pCi/L and <= 4 pCi/L.
: Zone 3 indoor average level < 2 pCi/L.

Federal Area Radon Information for FLOYD COUNTY, GA

Number of sites tested: 14

Area	Average Activity	% <4 pCi/L	% 4-20 pCi/L	% >20 pCi/L
Living Area - 1st Floor	1.586 pCi/L	93%	7%	0%
Living Area - 2nd Floor	Not Reported	Not Reported	Not Reported	Not Reported
Basement	1.767 pCi/L	100%	0%	0%

PHYSICAL SETTING SOURCE RECORDS SEARCHED

TOPOGRAPHIC INFORMATION

USGS 7.5' Digital Elevation Model (DEM)
Source: United States Geologic Survey
EDR acquired the USGS 7.5' Digital Elevation Model in 2002 and updated it in 2006. The 7.5 minute DEM corresponds to the USGS 1:24,000- and 1:25,000-scale topographic quadrangle maps. The DEM provides elevation data with consistent elevation units and projection.

HYDROLOGIC INFORMATION

Flood Zone Data: This data was obtained from the Federal Emergency Management Agency (FEMA). It depicts 100-year and 500-year flood zones as defined by FEMA. It includes the National Flood Hazard Layer (NFHL) which incorporates Flood Insurance Rate Map (FIRM) data and Q3 data from FEMA in areas not covered by NFHL.
Source: FEMA
Telephone: 877-336-2627
Date of Government Version: 2003, 2015

NWI: National Wetlands Inventory. This data, available in select counties across the country, was obtained by EDR in 2002, 2005, 2010 and 2015 from the U.S. Fish and Wildlife Service.

State Wetlands Data: Wetlands Inventory
Source: Georgia GIS Clearinghouse
Telephone: 706-542-1581

HYDROGEOLOGIC INFORMATION

AQUIFLOW^{R} Information System
Source: EDR proprietary database of groundwater flow information
EDR has developed the AQUIFLOW Information System (AIS) to provide data on the general direction of groundwater flow at specific points. EDR has reviewed reports submitted to regulatory authorities at select sites and has extracted the date of the report, hydrogeologically determined groundwater flow direction and depth to water table information.

GEOLOGIC INFORMATION

Geologic Age and Rock Stratigraphic Unit
Source: P.G. Schruben, R.E. Arndt and W.J. Bawiec, Geology of the Conterminous U.S. at 1:2,500,000 Scale - A digital representation of the 1974 P.B. King and H.M. Beikman Map, USGS Digital Data Series DDS - 11 (1994).

STATSGO: State Soil Geographic Database
Source: Department of Agriculture, Natural Resources Conservation Service (NRCS)
The U.S. Department of Agriculture's (USDA) Natural Resources Conservation Service (NRCS) leads the national Conservation Soil Survey (NCSS) and is responsible for collecting, storing, maintaining and distributing soil survey information for privately owned lands in the United States. A soil map in a soil survey is a representation of soil patterns in a landscape. Soil maps for STATSGO are compiled by generalizing more detailed (SSURGO) soil survey maps.

SSURGO: Soil Survey Geographic Database
Source: Department of Agriculture, Natural Resources Conservation Service (NRCS)
Telephone: 800-672-5559
SSURGO is the most detailed level of mapping done by the Natural Resources Conservation Service, mapping scales generally range from 1:12,000 to 1:63,360. Field mapping methods using national standards are used to construct the soil maps in the Soil Survey Geographic (SSURGO) database. SSURGO digitizing duplicates the original soil survey maps. This level of mapping is designed for use by landowners, townships and county natural resource planning and management.

PHYSICAL SETTING SOURCE RECORDS SEARCHED

LOCAL / REGIONAL WATER AGENCY RECORDS

FEDERAL WATER WELLS

PWS: Public Water Systems
Source: EPA/Office of Drinking Water
Telephone: 202-564-3750
Public Water System data from the Federal Reporting Data System. A PWS is any water system which provides water to at least 25 people for at least 60 days annually. PWSs provide water from wells, rivers and other sources.

PWS ENF: Public Water Systems Violation and Enforcement Data
Source: EPA/Office of Drinking Water
Telephone: 202-564-3750
Violation and Enforcement data for Public Water Systems from the Safe Drinking Water Information System (SDWIS) after August 1995. Prior to August 1995, the data came from the Federal Reporting Data System (FRDS).

USGS Water Wells: USGS National Water Inventory System (NWIS)
This database contains descriptive information on sites where the USGS collects or has collected data on surface water and/or groundwater. The groundwater data includes information on wells, springs, and other sources of groundwater.

OTHER STATE DATABASE INFORMATION

A listing of Private Water Well locations
Georgia Department of Public Health
Telephone: (404) 657-2700
A listing of Private Water Well locations

Georgia Public Supply Wells
Source: Georgia Department of Community Affairs
Telephone: 404-894-0127

USGS Georgia Water Wells
Source: USGS, Georgia District Office
Telephone: 770-903-9100

DNR Managed Lands
Source: Department of Natural Resources
Telephone: 706-557-3032
This dataset provides 1:24,000-scale data depicting boundaries of land parcels making up the public lands managed by the Georgia Department of Natural Resources (GDNR). It includes polygon representations of State Parks, State Historic Parks, State Conservation Parks, State Historic Sites, Wildlife Management Areas, Public Fishing Areas, Fish Hatcheries, Natural Areas and other specially-designated areas. The data were collected and located by the Georgia Department of Natural Resources. Boundaries were digitized from survey plats or other information.

RADON

Area Radon Information
Source: USGS
Telephone: 703-356-4020
The National Radon Database has been developed by the U.S. Environmental Protection Agency (USEPA) and is a compilation of the EPA/State Residential Radon Survey and the National Residential Radon Survey. The study covers the years 1986 - 1992. Where necessary data has been supplemented by information collected at private sources such as universities and research institutions.

EPA Radon Zones
Source: EPA
Telephone: 703-356-4020
Sections 307 & 309 of IRAA directed EPA to list and identify areas of U.S. with the potential for elevated indoor radon levels.

PHYSICAL SETTING SOURCE RECORDS SEARCHED

OTHER

Airport Landing Facilities: Private and public use landing facilities
Source: Federal Aviation Administration, 800-457-6656

Epicenters: World earthquake epicenters, Richter 5 or greater
Source: Department of Commerce, National Oceanic and Atmospheric Administration

Earthquake Fault Lines: The fault lines displayed on EDR's Topographic map are digitized quaternary faultlines, prepared in 1975 by the United State Geological Survey

STREET AND ADDRESS INFORMATION

© 2015 TomTom North America, Inc. All rights reserved. This material is proprietary and the subject of copyright protection and other intellectual property rights owned by or licensed to Tele Atlas North America, Inc. The use of this material is subject to the terms of a license agreement. You will be held liable for any unauthorized copying or disclosure of this material.