Georgia Power

Georgia Power Company
Plant McIntosh Landfill No. 4

Permit No. 051-010D(CCR)
Effingham County

2024 ANNUAL GROUNDWATER MONITORING AND CORRECTIVE ACTION REPORT

Atlantic Coast Consulting, Inc.

PROFESSIONAL CERTIFICATION

This *2024 Annual Groundwater Monitoring and Corrective Action Report, Georgia Power Company – Plant McIntosh Existing Landfill No. 4* has been prepared in compliance with the United States Environmental Protection Agency Coal Combustion Residuals Rule [40 Code of Federal Regulations (CFR) 257 Subpart D], specifically § 257.90(e), and the Georgia Environmental Protection Division Rules for Solid Waste Management 391-3-4-.10 by a qualified groundwater scientist or engineer with Atlantic Coast Consulting, Inc. (ACC). I hereby certify that I am a qualified groundwater scientist, in accordance with the Georgia Rules of Solid Waste Management 391-3-4-.01.

ATLANTIC COAST CONSULTING, INC.



Charles B. Adams, P.G.
Project Manager
Date: January 31, 2025

Chad Hall, PhD, P.E.
Senior Professional Engineer
Date: January 31, 2025

SUMMARY

This summary of the *2024 Annual Groundwater Monitoring and Corrective Action Report* provides the January through December 2024 groundwater monitoring and corrective action program status for Georgia Power Company (Georgia Power) Plant McIntosh Existing Landfill No. 4 (Site). This summary was prepared by Atlantic Coast Consulting, Inc. (ACC) on behalf of Georgia Power to meet the requirements listed in Part A, Section 6[1] of the United States Environmental Protection Agency (US EPA) Coal Combustion Residuals (CCR) Rule [40 Code of Federal Regulations (CFR) 257 Subpart D].

Plant McIntosh is located at 981 Old Augusta Central Road, approximately 4 miles northeast of the City of Rincon, in Effingham County, Georgia. The Site is located on the western portion of the Plant McIntosh property.

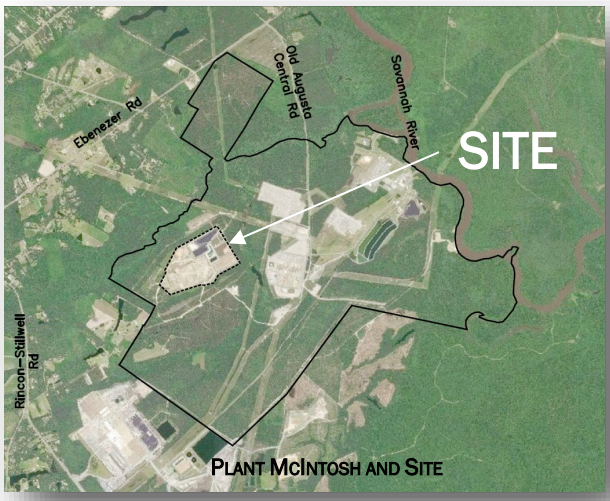

Groundwater at the Site is monitored using a comprehensive monitoring system of wells installed to meet federal and state monitoring requirements of Permit No. 051-010D(CCR). Routine sampling and reporting began after background groundwater conditions were established between August 2004 and November 2006 in accordance with the Handling Permit for CCR requirements specified in the Design and Operation (D&O) Plan. The monitoring program was modified to include Appendix III parameters[2] to meet the requirements of 40 CFR § 257.90 through § 257.95. Background groundwater conditions for Appendix III and IV parameters[3] were established between April 2016 and July 2017. During the annual reporting period, the Site remained in detection monitoring.

During the 2024 annual reporting period, ACC conducted semiannual groundwater sampling events in February 2024 and August 2024. Groundwater samples were submitted to Eurofins Environment Testing America (Eurofins) for analysis. Per the CCR Rule, groundwater results for February 2024 and August 2024 data were evaluated in accordance with the

[1] 80 FR 21468, Apr. 17, 2015, as amended at 81 FR 51807, Aug. 5, 2016; 83 FR 36452, July 30, 2018; 85 FR 53561, Aug. 28, 2020
[2] Boron, calcium, chloride, fluoride, pH, sulfate, and total dissolved solids (TDS)
[3] Antimony, arsenic, barium, beryllium, cadmium, chromium, cobalt, fluoride, lead, lithium, mercury, molybdenum, selenium, thallium, and radium 226+228

certified statistical methods. That evaluation did not indicate statistically significant values of required parameters in any well.

Based on review of the Appendix III statistical results completed for the groundwater monitoring and corrective action program from January through December 2024, the Site will continue in detection monitoring. Georgia Power will continue routine groundwater monitoring and reporting at the Site. Reports will be posted to Georgia Power's website and provided to the Georgia Environmental Protection Division (EPD) semiannually.

TABLE OF CONTENTS

Section Page No.

1.0 INTRODUCTION 1
1.1 Site Description and Background 1
1.2 Regional Geology and Hydrogeologic Setting 1
1.3 Groundwater Monitoring Well Network and CCR Unit Description 2
2.0 GROUNDWATER MONITORING ACTIVITIES 2
2.1 Monitoring Well Installation and Maintenance 2
2.2 Detection Monitoring Program 2
2.3 Additional Sampling 3
3.0 SAMPLE METHODOLOGY AND ANALYSIS 3
3.1 Groundwater Flow Direction, Gradient, and Velocity 3
3.2 Groundwater Sampling 4
3.3 Laboratory Analyses 4
3.4 Quality Assurance and Quality Control 5
4.0 STATISTICAL ANALYSIS 5
4.1 Methods 5
4.1.1 State Appendix I Parameters 6
4.1.2 Appendix III Parameters 6
4.2 Summary of Statistical Analyses Results for Appendix I Permit Parameters 6
4.3 Summary of Statistical Analyses Results for Appendix III Parameters 6
5.0 MONITORING PROGRAM STATUS 6
6.0 CONCLUSIONS AND FUTURE ACTIONS 7
7.0 REFERENCES 7

Tables

Table 1 – Monitoring Well Network Summary
Table 2 – Groundwater Event Summary
Table 3 – Summary of Groundwater Elevations
Table 4A – Horizontal Groundwater Flow Velocity Calculations – February 2024
Table 4B – Horizontal Groundwater Flow Velocity Calculations – August 2024
Table 5A – Groundwater Analytical Data Summary – February 2024
Table 5B – Groundwater Analytical Data Summary – August 2024
Table 6 – Statistical Method Summary

Figures

Figure 1 – Site Location Map
Figure 2 – Well Location Map
Figure 3A – Potentiometric Contour Map – February 2024
Figure 3B – Potentiometric Contour Map – August 2024

Appendices

Appendix A – Laboratory Analytical and Field Sampling Reports
Appendix B – Statistical Analysis Reports

1.0 INTRODUCTION

In accordance with the United States Environmental Protection Agency (US EPA) Coal Combustion Residuals (CCR) Rule [40 Code of Federal Regulations (CFR) 257 Subpart D] and the Georgia Environmental Protection Division (EPD) Rules for Solid Waste Management 391-3-4-.10, Atlantic Coast Consulting, Inc. (ACC) has prepared this *2024 Annual Groundwater Monitoring and Corrective Action Report* to document groundwater monitoring activities conducted at the Georgia Power Company (Georgia Power) Plant McIntosh Existing Landfill No. 4 (Site). Semiannual monitoring and reporting for the CCR Unit are performed in accordance with the monitoring requirements of 40 CFR § 257.90 through § 257.95 of the Federal CCR Rule and Georgia EPD Rules for Solid Waste Management 391-3-4-.10(6)(a).

Groundwater monitoring is performed in accordance with Handling Permit for CCR, Permit No. 051-010D(CCR) issued by Georgia EPD April 19, 2023. The previous requirements of Solid Waste Permit No. 051-010D(LI) are incorporated into Permit No. 051-010D(CCR).

This report provides the results of the sampling events conducted in February 2024 and August 2024 and includes: (1) results for the list of parameters from Appendix I of 40 CFR § 258 included in the Groundwater Monitoring Plan in the permit; and (2) CCR detection monitoring sampling events for 40 CFR § 257 Appendix III parameters.

This document serves as the *2024 Annual Groundwater Monitoring and Corrective Action Report* in accordance with Georgia EPD Rule 391-3-4-.10(6)(a).

1.1 Site Description and Background

Plant McIntosh is located at 981 Old Augusta Central Road, in Effingham County, Georgia, approximately 4 miles northeast of the City of Rincon, and 20 miles north of the City of Savannah. The plant is situated on approximately 2,300 acres (Figure 1, Site Location Map) west of the Savannah River. The Site is located on the western portion of the plant property.

Landfill No. 4 is comprised of Cells 1 and 2A (Figure 2, Well Location Map). Closure construction for Cell 1 of Landfill No. 4 began in June 2015 and final cover construction was completed in August 2016. Georgia Power began construction of Cell 2A in June 2015 and received approval to begin receiving solid waste for disposal on July 20, 2017. Cell 2A of Landfill No. 4 began receiving CCR waste in September 2017. Cell 2A was covered with interim cover in May 2022. In a letter dated December 11, 2023, Georgia EPD acknowledged that the construction activities were completed in accordance with permit documents. Cells 2B, 3, and 4 are for future development.

1.2 Regional Geology and Hydrogeologic Setting

Plant McIntosh is located in the Atlantic Coastal Plain Physiographic Province and situated on sediments that were deposited from the Cretaceous to Pleistocene periods. Regional lithology consists of stratified marine deposits and materials eroded from crystalline rock of the Piedmont Physiographic Province. Boring logs describe soils as interbedded clays, silts, and sands typical of Atlantic Coastal Plain sediments (GEI, 2018).

Monitoring wells and piezometers are screened in the surficial aquifer between approximately 40 and 10 feet North American Vertical Datum of 1988 (NAVD88). The predominant groundwater flow direction is generally to the north but ranges from northeast near Cell 1 to north-northwest near Cell 2B.

1.3 Groundwater Monitoring Well Network and CCR Unit Description

A groundwater monitoring system was installed within the uppermost aquifer at Plant McIntosh Existing Landfill No. 4. The monitoring system is designed to monitor groundwater within the uppermost aquifer passing the waste boundary of the CCR Unit. Table 1, Monitoring Well Network Summary, provides well construction details and Figure 2 shows the monitoring well locations. The monitoring system forms a perimeter network around Cells 1, 2A, and 2B (Figure 2). Since Cell 2B has not been developed, monitoring network wells associated with this cell are considered background monitoring locations until future cell construction occurs. Wells were located to serve as upgradient and downgradient monitoring points based on groundwater flow direction (Figures 3A and 3B, Potentiometric Contour Map – February 2024 and August 2024, respectively).

2.0 GROUNDWATER MONITORING ACTIVITIES

Pursuant to 40 CFR § 257.90(e), the following describes monitoring-related activities performed during the semiannual monitoring periods and discusses any change in status of the monitoring program. All groundwater sampling was performed in accordance with 40 CFR § 257.93. Samples were collected from each well in the certified monitoring system shown on Figure 2 in February 2024 and August 2024. Pursuant to 40 CFR § 257.90(e)(3), a summary and description of groundwater sampling events completed at the Site during the annual period is shown on Table 2, Groundwater Event Summary.

2.1 Monitoring Well Installation and Maintenance

There were no changes to the groundwater monitoring system during the reporting period; the network remains the same as in the previous reporting period and is depicted on Figure 2. Monitoring well-related activities were limited to the following: visual inspection of well conditions prior to sampling, recording the site conditions, and performing exterior maintenance necessary for sampling under safe and clean conditions. Well inspection checklists completed during semiannual sampling are included in Appendix A, Laboratory Analytical and Field Sampling Reports.

Monitoring wells are inspected semiannually to determine if any repairs or corrective actions are necessary to meet the requirements of the Georgia Water Well Standards Act (O.C.G.A. § 12-5-134(5)(d)(vii)). Monitoring wells were inspected as documented in Appendix A. Well inspections and corrective actions were performed under the direction of a professional geologist registered in the State of Georgia.

2.2 Detection Monitoring Program

Detection monitoring is performed on a semiannual basis in accordance with the approved Georgia EPD CCR Permit and the Site's Groundwater Monitoring Plan. The semiannual sampling events were conducted in February 2024 and August 2024.

Groundwater samples from wells in the detection monitoring system were collected from each monitoring well and analyzed for:

- A state-modified Appendix I list of detection parameters according to Georgia EPD Rules for Solid Waste Management 391-3-4-.14 and the approved Groundwater Monitoring Plan. The state-modified parameter list includes antimony, arsenic, barium, beryllium, cadmium, chromium, cobalt, copper, lead, nickel, selenium, silver, thallium, vanadium, and zinc; and
- Appendix III parameters according to 40 CFR § 257.94(a).

Copies of the laboratory analytical data packages for the semiannual detection monitoring events and selected ions from the February 2024 event are included in Appendix A.

2.3 Additional Sampling

Additional geochemical analytical data was collected for evaluation purposes during the February 2024 event.

3.0 SAMPLE METHODOLOGY AND ANALYSIS

The following sections describe the methods used to conduct groundwater monitoring at the Site.

3.1 Groundwater Flow Direction, Gradient, and Velocity

Prior to the sampling event, groundwater elevations were recorded from each monitoring well and piezometer in the network at the Site. Groundwater elevations recorded during the monitoring events are summarized in Table 3, Summary of Groundwater Elevations. Groundwater elevation data were used to develop Figures 3A and 3B. As shown on the figures, the flow direction is generally to the north but ranges from slightly northeast near Cell 1 to north-northwest near Cell 2A/B. Groundwater flow patterns observed during the February 2024 and August 2024 monitoring events are consistent with historical patterns.

The groundwater flow velocity at the Site was calculated using a derivation of Darcy's Law. Specifically:

Equation

$$v = \frac{K\,(dh/dl)}{P_e}$$

where:
v = groundwater velocity
K = hydraulic conductivity
dh/dl = hydraulic gradient
P_e = effective porosity

The groundwater flow velocity was calculated for the Site based on average hydraulic gradients, hydraulic conductivity based on the geometric mean aquifer rising head test data, and an estimated effective porosity of 0.20. The groundwater flow velocity has been calculated and is tabulated on Tables 4A and 4B, Horizontal Groundwater Flow Velocity Calculations – February 2024 and August 2024, respectively. The calculated flow velocity was approximately 0.048 feet per day during the February 2024 event and 0.053 feet per day during the August 2024 event.

The calculated groundwater velocity across the Site is generally consistent with historical calculations and with the expected velocity in the Site-specific geology, therefore confirming the groundwater monitoring network is properly located to monitor the uppermost aquifer.

3.2 Groundwater Sampling

Groundwater samples were collected using low-flow sampling procedures in accordance with 40 CFR § 257.93(a). Purging and sampling was performed using either a peristaltic pump or non-dedicated QED bladder pump. In all cases pump intakes were located at the midpoint of the well screen (or as appropriate determined by the water level). All non-disposable equipment was decontaminated before use and between well locations using as a guide the procedures described in the latest version of the Region 4 US EPA Lab Services and Applied Science Division (LSASD) Operating Procedure for Field Equipment Cleaning and Decontamination (US EPA, 2020).

A SmarTroll or AquaTroll (In-Situ field instruments) water quality meter was used to monitor and record field parameters (pH, specific conductance, oxidation-reduction potential [ORP], dissolved oxygen [DO], and temperature) during well purging prior to sampling. Turbidity was measured using a Hach 2100Q portable turbidimeter. Groundwater samples were collected when the following stabilization criteria were met:

- ± 0.1 standard units for pH,
- ± 5% for specific conductance,
- ± 10% or 0.2 milligrams per liter (mg/L), whichever is greater, for DO where DO > 0.5 mg/L. No criterion applies if DO < 0.5 mg/L,
- Turbidity measurements less than 5 nephelometric turbidity units (NTU).

Once stabilization was achieved, samples were collected directly into appropriately preserved laboratory-supplied sample containers. Sample bottles were placed in ice-packed coolers and submitted to Eurofins Environment Testing America (Eurofins) of Savannah, Georgia laboratory following chain-of-custody protocol. Stabilization logs and field calibration logs for each well during the monitoring event are included in Appendix A.

3.3 Laboratory Analyses

Analytical methods used for groundwater monitoring parameters are provided in laboratory reports in Appendix A. Samples were analyzed for Appendix I and Appendix III parameters required by the current state permit during the monitoring events performed in February 2024 and August 2024. Analytical data collected during the monitoring event are summarized in Tables 5A and 5B, Groundwater Analytical Data Summary – February 2024 and August 2024, respectively. Additional geochemical analytical data collected during the February 2024 monitoring event are also summarized in Table 5A.

Laboratory analyses were performed by Eurofins. Eurofins is accredited by the National Environmental Laboratory Accreditation Program (NELAP) and maintains a NELAP certification for all parameters analyzed for this project. In addition, Eurofins is certified to perform analysis by the State of Georgia. Laboratory reports and chain-of-custody records for the monitoring events are presented in Appendix A.

3.4 Quality Assurance and Quality Control

During each sampling event, quality assurance/quality control (QA/QC) samples are collected at a rate of at least one set of QA/QC equipment rinseate blanks per every 10 samples and at least one set of QA/QC field blanks and field duplicate samples per every 20 samples. QA/QC sample data were evaluated during data validation and are included in Appendix A.

Groundwater quality data in this report were validated in accordance with US EPA guidance (US EPA, 2011) and the analytical methods. Data validation generally consisted of reviewing sample integrity, holding times, laboratory method blanks, laboratory control samples, matrix spike/matrix spike duplicate recoveries and relative percent differences (RPDs), post digestion spikes, laboratory and field duplicate RPDs, field and equipment blanks, and reporting limits. The validated data meets project objectives and the associated data validation reports are provided in Appendix A, along with the laboratory reports.

Values followed by a "J" flag in Tables 5A and 5B indicate that the value is an estimated parameter concentration detected between the method detection limit (MDL) and the laboratory reporting limit. The estimated value is positively identified but is below the lowest level that can be reliably achieved within specified limits of precision and accuracy under routine laboratory operating conditions.

4.0 STATISTICAL ANALYSIS

Statistical analysis of groundwater monitoring data was performed by Groundwater Stats Consulting, LLC using the appropriate certified statistical methodology for the Site. A summary of the statistical methodology used at the Site for routine groundwater monitoring is provided in Table 6, Statistical Method Summary. Statistical analysis methods and results are provided in Appendix B, Statistical Analysis Reports. A summary of methods and results is provided in the following sections.

4.1 Methods

The statistical method used at the Site was developed by Groundwater Stats Consulting, LLC, using methodology presented in *Statistical Analysis of Groundwater Data at RCRA Facilities, Unified Guidance*, March 2009, US EPA 530/ R-09-007 (US EPA, 2009). To develop the statistical methods, analytical data collected during the background period were evaluated and used to develop statistical limits for each Appendix I and Appendix III parameter. Sanitas groundwater statistical software was used to screen the data and perform the statistical analyses. Sanitas is a decision support software package that incorporates the statistical tests required of Subtitle C and D facilities by US EPA regulations.

Statistical analysis of the February 2024 and August 2024 monitoring data included a two-step analysis similar in concept to the procedure used in compliance monitoring programs where an interwell statistical limit is used to determine background (US EPA Unified Guidance [2009], Chapter 7, Section 7.5).

Statistically significant increasing trends identified in upgradient wells are not considered statistically significant increases (SSIs) and are used only for evaluation of natural variability in

background conditions. Typically, when changes in concentrations are present upgradient of the facility, it is an indication of naturally changing groundwater quality.

4.1.1 State Appendix I Parameters

Statistical tests used to evaluate the groundwater monitoring data consist of intrawell prediction limits combined with a 1-of-2 verification resample plan for all required Appendix I parameters. Intrawell prediction limits are constructed from historical data within a given well, and the most recent sample is compared to background. Intrawell statistical methods are a conservative first step that may be overly sensitive to natural variation, particularly for nonparametric limits with small background sample sizes. Therefore, for instances where an apparent Appendix I SSI is identified by intrawell statistical methods, interwell statistical methods may be used as a reasonable second step to determine if the initial exceedance is below sitewide background.

If data from a sampling event initially exceeds the prediction limit, the resampling strategy may be used to verify the result. In 1-of-2 resampling, one independent resample may be collected and evaluated within 90 days to determine whether the initial exceedance is verified. If the resample exceeds the prediction limit, the initial exceedance is verified, and an SSI is identified. When a resample result does not verify the initial result and does not exceed the prediction limit, there is no SSI. If resampling is not performed, the initial exceedance is a confirmed exceedance.

4.1.2 Appendix III Parameters

Statistical tests used to evaluate the groundwater monitoring data consist of interwell prediction limits combined with a 1-of-2 verification resample plan for Appendix III parameters boron, calcium, chloride, fluoride, pH, and total dissolved solids (TDS). Interwell prediction limits pool upgradient well data to establish a background limit for an individual parameter, and the most recent sample from each downgradient well is compared to the same limit for each parameter.

Monitoring results for sulfate were evaluated using intrawell prediction limits combined with a 1-of-2 verification resample plan. Where an intrawell statistical exceedance for sulfate is identified, interwell statistical methods may be used to determine if the initial exceedance is below sitewide background prior to SSI identification.

4.2 Summary of Statistical Analyses Results for Appendix I Permit Parameters

No exceedances of Appendix I parameters were identified from downgradient samples during the February 2024 and August 2024 semiannual events.

4.3 Summary of Statistical Analyses Results for Appendix III Parameters

No exceedances of Appendix III parameters were identified during the February 2024 and August 2024 semiannual events.

5.0 MONITORING PROGRAM STATUS

There were no SSIs for Appendix I or Appendix III parameters during the semiannual reporting period. Therefore, the Site remains in detection monitoring.

6.0 CONCLUSIONS AND FUTURE ACTIONS

This *2024 Annual Groundwater Monitoring and Corrective Action Report* for Georgia Power Company's Plant McIntosh Existing Landfill No. 4 was prepared to fulfill the requirements of US EPA's CCR Rule and Georgia EPD Rules for Solid Waste Management Chapter 391-3-4-.10.

Statistical evaluations of the groundwater monitoring data did not identify any SSIs for Appendix I or Appendix III parameters. The Site will remain in detection monitoring.

The next semiannual detection monitoring event is tentatively scheduled for February 2025.

7.0 REFERENCES

Atlantic Coast Consulting, Inc. (ACC), 2020a. *August 2020 Alternate Source Demonstration*. August 2020.

Atlantic Coast Consulting, Inc. (ACC), 2020b. *September 2020 Well Installation Addendum*. September 2020.

ERM, 2018. *Alternate Source Demonstration – Plant McIntosh Coal Combustion By-product Landfill No. 4*. January 2018.

GEI, 2018. *Hydrogeologic Assessment Report (Revision 01) – Plant McIntosh Ash Pond 1 (AP-1)*. November 2018 (revised December 2019).

GEI, 2019. *Alternate Source Demonstration – Plant McIntosh Landfill No. 4*. February 2019.

GEI, 2020. *Alternate Source Demonstration – Plant McIntosh Landfill No. 4*. April 2020.

GEI, 2022. *Groundwater Monitoring Plan – Plant McIntosh CCR Landfill No. 4, Effingham County, Georgia*. September 2022.

Georgia Environmental Protection Division, 1997. *Criteria for Performing Site Acceptability Studies for Solid Waste Landfills in Georgia – Circular 14.*

Georgia Power, 2022. *Groundwater Monitoring Plan, Plant McIntosh CCR Landfill No. 4, Effingham County, Georgia*, September 2022.

Groundwater Stats Consulting, 2024. Plant McIntosh Landfill No. 4 Statistical Analysis – February 2024. August 2024.

Groundwater Stats Consulting, 2025. Plant McIntosh Landfill No. 4 Statistical Analysis – August 2024. January 2025.

MacStat Consulting, Ltd., 2017. *Statistical Analysis Plan – Plant McIntosh Landfill No. 4*.

Sanitas: Groundwater Statistical Software, Sanitas Technologies, Shawnee, KS, 2007.

Southern Company Services - Earth Science and Environmental Engineering (SCS ES&EE), 2002. *Savannah Electric Plant McIntosh Proposed Ash Monofill Site Acceptability Report*. July 2002.

US EPA, 1989. Waste Management Division Office of Solid Waste, EPA 530/SW89-031 Interim Final RCRA Facility Investigation (RFI) Guidance, Volume II of IV.

US EPA, 2009. *Unified Guidance*, Statistical Analysis of Groundwater Monitoring Data at RCRA Facilities. Office of Solid Waste Management Division, US EPA, Washington, D.C.

US EPA, 2011. *Region IV Data Validation Standard Operating Procedures.* Science and Ecosystem Support Division. Athens, Georgia.

US EPA, 2017. *National Functional Guidelines for Inorganic Superfund Methods Data Review,* Office of Superfund Remediation and Technology Innovation. OLEM 9355.0-135 [US EPA-540-R-2017-001]. Washington, DC.

US EPA, 2020. Field Equipment Cleaning and Decontamination – Operating Procedure: LSASDPROC-205-R4, Athens, Georgia, 16 p.

US EPA, 2023. Groundwater Sampling – Operating Procedure: LSASDPROC-301-R6, Athens, Georgia, 36 p.

TABLES

Table 1
Monitoring Well Network Summary
Georgia Power Company
Plant McIntosh Landfill No. 4
Effingham County, GA

Well ID	Compliance Purpose	Location	Northing	Easting	Ground Surface Elevation (feet)	Top of Casing Elevation (feet)	Top of Screen Elevation (feet)	Bottom of Screen Elevation (feet)	Total Well Depth (feet below top of casing)	Groundwater Zone Screened	Installation Date
GWC-1	Detection	Downgradient	855444.67	958416.09	44.06	46.85	29.06	19.06	28.29	ML, SP	08/17/2004
GWA-2	Detection	Upgradient	855307.00	958105.74	50.46	53.43	35.46	25.46	28.47	SP	08/17/2004
GWA-3	Detection	Upgradient	855168.65	957788.07	54.94	57.75	29.94	19.94	38.31	SP	08/17/2004
GWA-4A	Detection	Upgradient	855352.40	957496.55	61.90	65.00	40.00	30.00	39.00	ML, SW	08/04/2016
GWA-5	Detection	Upgradient	855677.36	957324.69	58.88	62.09	30.88	20.88	41.71	ML, SP	08/18/2004
GWC-9	Detection	Downgradient	856726.86	957902.73	50.83	53.38	25.83	15.83	38.05	SP	08/16/2004
GWC-10	Detection	Downgradient	856427.33	958081.67	46.73	49.39	26.73	16.73	33.16	ML, SP	08/19/2004
GWC-11	Detection	Downgradient	856116.10	958251.47	55.02	57.74	25.02	15.02	43.22	ML, CL, SP	08/18/2004
GWC-12	Detection	Downgradient	855803.06	958419.42	54.45	57.05	26.45	16.45	41.10	ML, SP	08/18/2004
GWA-13	Detection	Upgradient	855669.78	957006.93	57.92	60.93	31.12	21.12	40.11	SP, SW-SC, CH	10/23/2015
GWA-14	Detection	Upgradient	855474.34	956656.93	58.76	61.59	21.99	11.99	49.90	SP-SM, SW-SM	10/27/2015
GWA-15	Detection	Upgradient	855322.04	956314.43	53.76	56.86	26.86	16.86	40.30	CH, SP-SM, SW-SC	10/27/2015
GWA-16	Detection	Upgradient	855639.94	956094.72	51.49	54.67	24.70	14.70	40.27	SP, SW-SM	10/27/2015
GWC-17*	Detection	Upgradient	856011.11	956102.53	51.50	54.29	24.54	14.54	40.05	SW-SM, SP-SC	10/28/2015
GWC-18*	Detection	Upgradient	856205.60	956438.23	56.62	59.74	27.84	17.84	42.20	SP-SC, SW, SP-SM, ML	10/29/2015
GWC-19	Detection	Downgradient	856400.67	956801.55	51.00	53.59	26.94	16.94	36.95	SW-SC, SW, SP-SM, ML	10/29/2015
GWC-20	Detection	Downgradient	856561.94	957093.84	44.35	47.36	27.53	17.53	30.13	SW, MH	10/30/2015
GWC-21	Detection	Downgradient	856734.02	957390.27	42.31	45.22	28.36	18.36	27.16	SW, SW-SC, SP-SM, MH, ML	11/04/2015
PZ-22	Piezometer	Downgradient	856950.76	957722.56	47.84	51.17	29.82	19.82	31.65	SP, SM	11/04/2015
GWC-23	Detection	Downgradient	856905.61	957714.35	49.45	52.43	29.70	19.70	33.70	CL, SM, ML	05/26/2016

Notes:
Elevations shown are in datum NAVD88, which indicates feet in elevation referenced to the North American Vertical Datum 1988.
Well screen elevations are calculated by subtracting the depths to top and bottom of the well screen from the ground surface elevation.
Northings and eastings are feet relative to North American Datum 1983, State Plane Georgia East Zone.
* Wells GWC-17 and GWC-18 were approved by Georgia EPD for use in the background monitoring pool until Cell 2B is constructed and waste is placed.
Groundwater Zone Screened designations are ASTM D2487-17e1 Standard Practice for Classification of Soils for Engineering Purposes (Unified Soil Classification System), where applicable.

Table 2
Groundwater Event Summary
Georgia Power Company
Plant McIntosh Landfill No. 4
Effingham County, GA

Well ID	Hydraulic Location	Compliance Purpose	February 6 - 8, 2024	August 13 - 15, 2024
			Semiannual Detection Event	Semiannual Detection Event
Georgia Power Company - Plant McIntosh - Landfill No. 4				
GWC-1	Downgradient	Detection	X	X
GWA-2	Upgradient	Detection	X	X
GWA-3	Upgradient	Detection	X	X
GWA-4A	Upgradient	Detection	X	X
GWA-5	Upgradient	Detection	X	X
GWC-9	Downgradient	Detection	X	X
GWC-10	Downgradient	Detection	X	X
GWC-11	Downgradient	Detection	X	X
GWC-12	Downgradient	Detection	X	X
GWA-13	Upgradient	Detection	X	X
GWA-14	Upgradient	Detection	X	X
GWA-15	Upgradient	Detection	X	X
GWA-16	Upgradient	Detection	X	X
GWC-17	Upgradient	Detection	X	X
GWC-18	Upgradient	Detection	X	X
GWC-19	Downgradient	Detection	X	X
GWC-20	Downgradient	Detection	X	X
GWC-21	Downgradient	Detection	X	X
GWC-23	Downgradient	Detection	X	X

Notes:
X - Indicates well sampled during event
Semiannual Detection Event includes Appendix III and Appendix I parameters.

Table 3
Summary of Groundwater Elevations
Georgia Power Company
Plant McIntosh Landfill No. 4
Effingham County, GA

		February 2024		August 2024	
Well ID	Top of Casing Elevation (feet)	Depth to Water (feet)	Groundwater Elevation (feet)	Depth to Water (feet)	Groundwater Elevation (feet)
GWC-1	46.85	14.62	32.23	13.69	33.16
GWA-2	53.43	17.40	36.03	14.63	38.80
GWA-3	57.75	23.66	34.09	21.94	35.81
GWA-4A	65.00	27.20	37.80	24.01	40.99
GWA-5	62.09	25.91	36.18	23.07	39.02
GWC-9	53.38	30.20	23.18	29.69	23.69
GWC-10	49.39	25.51	23.88	25.10	24.29
GWC-11	57.74	33.86	23.88	33.50	24.24
GWC-12	57.05	27.89	29.16	26.65	30.40
GWA-13	60.93	26.64	34.29	25.68	35.25
GWA-14	61.59	28.00	33.59	27.21	34.38
GWA-15	56.86	24.52	32.34	23.70	33.16
GWA-16	54.67	25.96	28.71	24.93	29.74
GWC-17	54.29	28.49	25.80	27.88	26.41
GWC-18	59.74	36.40	23.34	36.05	23.69
GWC-19	53.59	30.31	23.28	29.91	23.68
GWC-20	47.36	23.72	23.64	23.22	24.14
GWC-21	45.22	21.88	23.34	21.33	23.89
PZ-22	51.17	28.71	22.46	28.19	22.98
GWC-23	52.43	29.81	22.62	29.28	23.15

Notes:
Elevations referenced to the North American Vertical Datum 1988.
Groundwater elevations measured February 5, 2024 and August 12, 2024.

Table 4A
Horizontal Groundwater Flow Velocity Calculations - February 2024
Georgia Power Company
Plant McIntosh Landfill No. 4
Effingham County, GA

Atlantic Coast Consulting, Inc.

Equation

$$v = \frac{K\,(dh/dl)}{P_e}$$

where: v = groundwater velocity
K = hydraulic conductivity
dh/dl = hydraulic gradient
P_e = effective porosity

Values Used in Calculation

Value			Source
K =	3.0E-04	cm/sec	See note 1.
	0.859	ft/day	
dh/dl_1 =	0.010	ft/ft unitless	Hydraulic gradient from GWA-3 to GWC-11
dh/dl_2 =	0.010	ft/ft unitless	GWA-5 to GWC-23
dh/dl_3 =	0.013	ft/ft unitless	GWA-14 to GWC-18
dh/dl_{avg} =	0.011	unitless	Average of $dh/dl_{1,2,3}$
P_e =	0.20	unitless	See note 2.

Calculated Flow Velocity

$$v = \frac{(0.86)\,(0.011)}{0.20}$$

v = 0.048 ft/day, or 18 ft/year

Notes
(1) Slug tests performed by Southern Company Services, Inc. (2002)
(2) Default value for silty sands from Interim Final RCRA Investigation (EPA, 1989)

Table 4B
Horizontal Groundwater Flow Velocity Calculations - August 2024
Georgia Power Company
Plant McIntosh Landfill No. 4
Effingham County, GA

Equation

$$v = \frac{K\,(dh/dl)}{P_e}$$

where: v = groundwater velocity
K = hydraulic conductivity
dh/dl = hydraulic gradient
P_e = effective porosity

Values Used in Calculation

Value			Source
K =	3.0E-04	cm/sec	See note 1.
	0.859	ft/day	
dh/dl_1 =	0.011	ft/ft unitless	Hydraulic gradient from GWA-3 to GWC-11
dh/dl_2 =	0.012	ft/ft unitless	GWA-5 to GWC-23
dh/dl_3 =	0.014	ft/ft unitless	GWA-14 to GWC-18
dh/dl_{avg} =	0.012	unitless	Average of $dh/dl_{1,2,3}$
P_e =	0.20	unitless	See note 2.

Calculated Flow Velocity

$$v = \frac{(0.86)\,(0.012)}{0.20}$$

v = 0.053 ft/day, or 19 ft/year

Notes
(1) Slug tests performed by Southern Company Services, Inc. (2002)
(2) Default value for silty sands from Interim Final RCRA Investigation (EPA, 1989)

Table 5A
Groundwater Analytical Data Summary - February 2024
Georgia Power Company
Plant McIntosh Landfill No. 4
Effingham County, GA

	Sample Location	GWC-1	GWA-2	GWA-3	GWA-4A	GWA-5	GWC-9	GWC-10	GWC-11	GWC-12
	Sample Date	02/07/2024	02/06/2024	02/06/2024	02/06/2024	02/06/2024	02/07/2024	02/07/2024	02/07/2024	02/08/2024
ANALYTE	UNITS									
Appendix III										
Boron	mg/L	< 0.022	< 0.022	0.023 J	< 0.022	< 0.022	0.029 J	0.034 J	< 0.022	< 0.022
Calcium	mg/L	1.2	0.38 J	0.61	0.47 J	1.9	3.3	22	9.6	0.73
Chloride	mg/L	4.1	4.4	3.3	3.5	3.9	7.3	5.2	4.6	3.6
Fluoride	mg/L	0.042 J	0.083 J	0.046 J	0.042 J	0.040 J	0.073 J	0.13	0.31	< 0.040
pH, Field	SU	4.96	4.68	5.02	4.83	5.33	5.43	6.46	6.04	5.13
Sulfate	mg/L	0.96 J	1.2	1.2	2.1	< 0.40	< 0.40	2.4	1.6	0.40 J
Total Dissolved Solids	mg/L	33	34	22	20	25	50	130	73	23
Required by Permit										
Antimony	mg/L	< 0.00034	< 0.00034	< 0.00034	< 0.00034	< 0.00034	< 0.00034	< 0.00034	< 0.00034	< 0.00034
Arsenic	mg/L	< 0.00086	< 0.00086	< 0.00086	< 0.00086	< 0.00086	0.00095 J	0.0013	0.0020	< 0.00086
Barium	mg/L	0.032	0.038	0.012	0.019	0.039	0.023	0.017	0.011	0.011
Beryllium	mg/L	< 0.00020	< 0.00020	< 0.00020	< 0.00020	< 0.00020	< 0.00020	< 0.00020	< 0.00020	0.00022 J
Cadmium	mg/L	< 0.000078	< 0.000078	< 0.000078	< 0.000078	< 0.000078	0.00012 J	< 0.000078	< 0.000078	< 0.000078
Chromium	mg/L	0.0018 J	0.0020	< 0.0012	< 0.0012	< 0.0012	< 0.0012	0.0030	0.0058	0.0020
Cobalt	mg/L	0.0015 J	0.0015 J	0.00025 J	0.0014 J	0.00086 J	< 0.00022	< 0.00022	< 0.00022	0.00062 J
Copper	mg/L	< 0.0011	< 0.0011	< 0.0011	< 0.0011	< 0.0011	< 0.0011	< 0.0011	< 0.0011	< 0.0011
Lead	mg/L	< 0.00021	0.0022	< 0.00021	< 0.00021	< 0.00021	< 0.00021	< 0.00021	< 0.00021	< 0.00021
Nickel	mg/L	0.0016	0.0011	< 0.00042	< 0.00042	< 0.00042	< 0.00042	< 0.00042	< 0.00042	0.0014
Selenium	mg/L	< 0.00099	< 0.00099	< 0.00099	< 0.00099	< 0.00099	< 0.00099	< 0.00099	< 0.00099	< 0.00099
Silver	mg/L	< 0.00039	< 0.00039	< 0.00039	< 0.00039	< 0.00039	< 0.00039	< 0.00039	< 0.00039	< 0.00039
Thallium	mg/L	< 0.00026	< 0.00026	< 0.00026	< 0.00026	< 0.00026	< 0.00026	< 0.00026	< 0.00026	< 0.00026
Vanadium	mg/L	< 0.00063	< 0.00063	< 0.00063	< 0.00063	< 0.00063	0.0010 J	0.0015 J	0.0016 J	< 0.00063
Zinc	mg/L	0.0033 J	0.0041 J	< 0.0028	0.0029 J	< 0.0028	< 0.0028	< 0.0028	< 0.0028	0.0040 J
Additional Parameters										
Bicarbonate Alkalinity as CaCO3	mg/L	8.6	< 5.0	< 5.0	< 5.0	11	14	98	37	< 5.0
Carbonate Alkalinity as CaCO3	mg/L	< 5.0	< 5.0	< 5.0	< 5.0	< 5.0	< 5.0	< 5.0	< 5.0	< 5.0
Total Alkalinity as CaCO3	mg/L	8.6	< 5.0	< 5.0	< 5.0	11	14	98	36	< 5.0
Magnesium	mg/L	0.96	0.82	0.38 J	0.52	0.61	1.8	12	3.9	0.44 J
Potassium	mg/L	0.78	1.0	0.72	0.63	0.78	1.1	1.3	0.92	0.67
Sodium	mg/L	5.1	3.6	2.5	3.0	2.9	6.4	6.2	4.6	2.7

Notes:
mg/L - milligrams per liter
SU - Standard Units
< indicates the substance was not detected above the method detection limit (MDL). The value displayed is the MDL.
J - The result is an estimated concentration. "J" qualifiers are applied by the laboratory when the concentration reported is above the MDL, but below the laboratory reporting limit.
Parameters required by permit are Appendix I parameters included to meet Georgia EPD Rule 391-3-4-.14 requirements.

Table 5A
Groundwater Analytical Data Summary - February 2024
Georgia Power Company
Plant McIntosh Landfill No. 4
Effingham County, GA

	Sample Location	GWA-13	GWA-14	GWA-15	GWA-16	GWC-17	GWC-18	GWC-19	GWC-20	GWC-21
	Sample Date	02/06/2024	02/06/2024	02/06/2024	02/06/2024	02/06/2024	02/07/2024	02/07/2024	02/07/2024	02/07/2024
ANALYTE	UNITS									
Appendix III										
Boron	mg/L	< 0.022	< 0.022	< 0.022	< 0.022	< 0.022	< 0.022	< 0.022	< 0.022	0.024 J
Calcium	mg/L	0.47 J	0.57	2.4	0.50	2.5	16	6.1	1.4	1.0
Chloride	mg/L	3.4	3.9	3.5	3.8	4.7	4.5	5.1	7.3	5.9
Fluoride	mg/L	0.041 J	< 0.040	< 0.040	< 0.040	0.15	0.53	0.11	0.056 J	< 0.040
pH, Field	SU	4.84	5.23	5.35	5.00	5.19	6.31	5.60	4.99	4.77
Sulfate	mg/L	0.87 J	0.81 J	0.47 J	0.42 J	< 0.40	1.7	1.8	0.50 J	0.40 J
Total Dissolved Solids	mg/L	23	20	28	27	34	88	48	33	28
Required by Permit										
Antimony	mg/L	< 0.00034	< 0.00034	< 0.00034	< 0.00034	< 0.00034	< 0.00034	< 0.00034	< 0.00034	< 0.00034
Arsenic	mg/L	< 0.00086	< 0.00086	< 0.00086	< 0.00086	< 0.00086	0.0018	0.00092 J	< 0.00086	< 0.00086
Barium	mg/L	0.019	0.016	0.029	0.028	0.020	0.014	0.010	0.016	0.020
Beryllium	mg/L	< 0.00020	< 0.00020	< 0.00020	< 0.00020	0.00070 J	< 0.00020	< 0.00020	< 0.00020	< 0.00020
Cadmium	mg/L	< 0.000078	< 0.000078	< 0.000078	< 0.000078	0.00065 J	< 0.000078	0.00011 J	0.00013 J	0.00012 J
Chromium	mg/L	0.0021	< 0.0012	0.0014 J	0.0016 J	0.0029	0.0025	0.0016 J	< 0.0012	< 0.0012
Cobalt	mg/L	0.00049 J	0.00041 J	0.00046 J	0.00045 J	< 0.00022	< 0.00022	< 0.00022	0.00078 J	0.00080 J
Copper	mg/L	< 0.0011	< 0.0011	< 0.0011	< 0.0011	< 0.0011	< 0.0011	< 0.0011	< 0.0011	< 0.0011
Lead	mg/L	< 0.00021	< 0.00021	< 0.00021	0.00024 J	< 0.00021	< 0.00021	< 0.00021	< 0.00021	< 0.00021
Nickel	mg/L	0.00084 J	< 0.00042	< 0.00042	< 0.00042	0.0015	< 0.00042	0.00080 J	< 0.00042	< 0.00042
Selenium	mg/L	< 0.00099	< 0.00099	< 0.00099	< 0.00099	< 0.00099	< 0.00099	< 0.00099	< 0.00099	< 0.00099
Silver	mg/L	< 0.00039	< 0.00039	< 0.00039	< 0.00039	< 0.00039	< 0.00039	< 0.00039	< 0.00039	< 0.00039
Thallium	mg/L	< 0.00026	< 0.00026	< 0.00026	< 0.00026	< 0.00026	< 0.00026	< 0.00026	< 0.00026	< 0.00026
Vanadium	mg/L	< 0.00063	< 0.00063	< 0.00063	0.00063 J	0.00082 J	0.0034	0.0011 J	0.00081 J	< 0.00063
Zinc	mg/L	0.0045 J	0.0028 J	0.0041 J	0.0029 J	0.0050	< 0.0028	< 0.0028	< 0.0028	< 0.0028
Additional Parameters										
Bicarbonate Alkalinity as CaCO3	mg/L	< 5.0	< 5.0	9.4	< 5.0	7.4	60	21	< 5.0	5.2
Carbonate Alkalinity as CaCO3	mg/L	< 5.0	< 5.0	< 5.0	< 5.0	< 5.0	< 5.0	< 5.0	< 5.0	< 5.0
Total Alkalinity as CaCO3	mg/L	< 5.0	< 5.0	9.4	< 5.0	7.4	60	21	< 5.0	5.2
Magnesium	mg/L	0.45 J	0.43 J	0.56	0.54	0.77	6.3	1.4	0.83	0.77
Potassium	mg/L	0.75	0.74	0.66	0.83	1.2	1.1	0.98	0.82	0.85
Sodium	mg/L	2.7	3.7	2.9	2.7	2.6	4.5	4.1	4.5	4.3

Notes:
mg/L - milligrams per liter
SU - Standard Units
< indicates the substance was not detected above the method detection limit (MDL). The value displayed is the MDL.
J - The result is an estimated concentration. "J" qualifiers are applied by the laboratory when the concentration reported is above the MDL, but below the laboratory reporting limit.
Parameters required by permit are Appendix I parameters included to meet Georgia EPD Rule 391-3-4-.14 requirements.

Table 5A
Groundwater Analytical Data Summary - February 2024
Georgia Power Company
Plant McIntosh Landfill No. 4
Effingham County, GA

	Sample Location	GWC-23
	Sample Date	02/07/2024
ANALYTE	UNITS	
Appendix III		
Boron	mg/L	< 0.022
Calcium	mg/L	1.6
Chloride	mg/L	4.9
Fluoride	mg/L	< 0.040
pH, Field	SU	5.22
Sulfate	mg/L	1.7
Total Dissolved Solids	mg/L	33
Required by Permit		
Antimony	mg/L	< 0.00034
Arsenic	mg/L	< 0.00086
Barium	mg/L	0.020
Beryllium	mg/L	< 0.00020
Cadmium	mg/L	< 0.000078
Chromium	mg/L	0.0029
Cobalt	mg/L	0.0012 J
Copper	mg/L	< 0.0011
Lead	mg/L	< 0.00021
Nickel	mg/L	0.00065 J
Selenium	mg/L	< 0.00099
Silver	mg/L	< 0.00039
Thallium	mg/L	< 0.00026
Vanadium	mg/L	0.00083 J
Zinc	mg/L	0.0035 J
Additional Parameters		
Bicarbonate Alkalinity as CaCO3	mg/L	< 5.0
Carbonate Alkalinity as CaCO3	mg/L	< 5.0
Total Alkalinity as CaCO3	mg/L	< 5.0
Magnesium	mg/L	0.58
Potassium	mg/L	0.72
Sodium	mg/L	4.4

Notes:
mg/L - milligrams per liter
SU - Standard Units
< indicates the substance was not detected above the method detection limit (MDL). The value displayed is the MDL.
J - The result is an estimated concentration. "J" qualifiers are applied by the laboratory when the concentration reported is above the MDL, but below the laboratory reporting limit.
Parameters required by permit are Appendix I parameters included to meet Georgia EPD Rule 391-3-4-.14 requirements.

Table 5B
Groundwater Analytical Data Summary - August 2024
Georgia Power Company
Plant McIntosh Landfill No. 4
Effingham County, GA

	Sample Location	GWC-1	GWA-2	GWA-3	GWA-4A	GWA-5	GWC-9	GWC-10	GWC-11	GWC-12
	Sample Date	08/14/2024	08/15/2024	08/13/2024	08/13/2024	08/13/2024	08/14/2024	08/14/2024	08/14/2024	08/14/2024
ANALYTE	UNITS									
Appendix III										
Boron	mg/L	0.025 J	0.026 J	< 0.022	0.024 J	< 0.022	0.043 J	0.035 J	< 0.022	< 0.022
Calcium	mg/L	1.4	0.66	0.75	0.45 J	1.8	3.4	23	12	0.84
Chloride	mg/L	4.1	4.2	2.9	3.7	4.1	7.9	5.5	5.0	3.9
Fluoride	mg/L	< 0.040	< 0.040	< 0.040	< 0.040	< 0.040	< 0.040	< 0.040	0.18	< 0.040
pH, Field	SU	4.79	4.62	5.00	5.05	5.07	5.15	6.31	6.34	4.91
Sulfate	mg/L	1.6	1.3	0.92 J	3.7	< 0.40	1.0	3.1	2.4	0.61 J
Total Dissolved Solids	mg/L	33	32	36	29	25	42	120	77	22
Required by Permit										
Antimony	mg/L	< 0.00034	< 0.00034	< 0.00034	< 0.00034	< 0.00034	< 0.00034	< 0.00034	< 0.00034	< 0.00034
Arsenic	mg/L	< 0.00086	< 0.00086	< 0.00086	< 0.00086	< 0.00086	< 0.00086	0.00099 J	0.0018	< 0.00086
Barium	mg/L	0.040	0.036	0.014	0.016	0.036	0.024	0.021	0.011	0.012
Beryllium	mg/L	0.00020 J	< 0.00020	< 0.00020	< 0.00020	< 0.00020	< 0.00020	< 0.00020	< 0.00020	< 0.00020
Cadmium	mg/L	< 0.000078	< 0.000078	< 0.000078	< 0.000078	< 0.000078	0.00010 J	< 0.000078	< 0.000078	< 0.000078
Chromium	mg/L	0.0032	0.0018 J	0.0017 J	< 0.0012	0.0043	0.0013 J	0.0047	0.0053	0.0021
Cobalt	mg/L	0.0016 J	0.0014 J	0.00031 J	0.0011 J	0.00090 J	< 0.00022	< 0.00022	< 0.00022	0.00066 J
Copper	mg/L	< 0.0011	< 0.0011	< 0.0011	< 0.0011	< 0.0011	< 0.0011	< 0.0011	< 0.0011	< 0.0011
Lead	mg/L	< 0.00021	0.00070 J	< 0.00021	< 0.00021	< 0.00021	< 0.00021	< 0.00021	< 0.00021	< 0.00021
Nickel	mg/L	0.0013	0.0010	< 0.00042	0.00076 J	0.0022	0.00089 J	< 0.00042	< 0.00042	0.00095 J
Selenium	mg/L	< 0.00099	< 0.00099	< 0.00099	< 0.00099	< 0.00099	< 0.00099	< 0.00099	< 0.00099	< 0.00099
Silver	mg/L	< 0.00039	< 0.00039	< 0.00039	< 0.00039	< 0.00039	< 0.00039	< 0.00039	< 0.00039	< 0.00039
Thallium	mg/L	< 0.00026	< 0.00026	< 0.00026	< 0.00026	< 0.00026	< 0.00026	< 0.00026	< 0.00026	< 0.00026
Vanadium	mg/L	< 0.00063	< 0.00063	< 0.00063	< 0.00063	< 0.00063	< 0.00063	< 0.00063	0.0011 J	< 0.00063
Zinc	mg/L	0.0029 J	0.029	0.0047 J	0.0031 J	0.0031 J	< 0.0028	< 0.0028	< 0.0028	0.017

Notes:
mg/L - milligrams per liter
SU - Standard Units
< indicates the substance was not detected above the method detection limit (MDL). The value displayed is the MDL.
J - The result is an estimated concentration. "J" qualifiers are applied by the laboratory when the concentration reported is above the MDL, but below the laboratory reporting limit.
Parameters required by permit are Appendix I parameters included to meet Georgia EPD Rule 391-3-4-.14 requirements.

Table 5B
Groundwater Analytical Data Summary - August 2024
Georgia Power Company
Plant McIntosh Landfill No. 4
Effingham County, GA

	Sample Location	GWA-13	GWA-14	GWA-15	GWA-16	GWC-17	GWC-18	GWC-19	GWC-20	GWC-21
	Sample Date	08/13/2024	08/13/2024	08/13/2024	08/13/2024	08/13/2024	08/14/2024	08/14/2024	08/14/2024	08/14/2024
ANALYTE	UNITS									
Appendix III										
Boron	mg/L	< 0.022	< 0.022	< 0.022	< 0.022	< 0.022	0.022 J	< 0.022	< 0.022	0.026 J
Calcium	mg/L	0.44 J	0.55	0.98	0.49 J	2.5	18	7.4	1.6	1.1
Chloride	mg/L	3.5	4.2	3.8	4.1	5.0	4.9	5.2	7.5	6.1
Fluoride	mg/L	< 0.040	< 0.040	< 0.040	< 0.040	0.063 J	0.43	< 0.040	< 0.040	< 0.040
pH, Field	SU	4.55	4.97	4.73	4.90	5.02	6.75	5.65	4.75	4.64
Sulfate	mg/L	0.83 J	0.81 J	0.83 J	0.71 J	< 0.40	3.8	2.4	0.92 J	0.51 J
Total Dissolved Solids	mg/L	28	28	26	27	39	89	47	34	26
Required by Permit										
Antimony	mg/L	< 0.00034	< 0.00034	< 0.00034	< 0.00034	< 0.00034	< 0.00034	< 0.00034	< 0.00034	< 0.00034
Arsenic	mg/L	< 0.00086	< 0.00086	< 0.00086	< 0.00086	< 0.00086	0.0014	< 0.00086	< 0.00086	< 0.00086
Barium	mg/L	0.019	0.017	0.026	0.028	0.019	0.013	0.011	0.015	0.020
Beryllium	mg/L	< 0.00020	< 0.00020	< 0.00020	< 0.00020	0.00060 J	< 0.00020	0.00026 J	0.00020 J	< 0.00020
Cadmium	mg/L	< 0.000078	< 0.000078	< 0.000078	< 0.000078	0.00062 J	< 0.000078	0.00015 J	0.00016 J	0.00013 J
Chromium	mg/L	0.0022	0.0028	0.0031	0.0018 J	0.0033	0.0037	0.0023	0.0015 J	0.0013 J
Cobalt	mg/L	0.00049 J	0.00041 J	0.00051 J	0.00049 J	< 0.00022	< 0.00022	< 0.00022	0.00072 J	0.00079 J
Copper	mg/L	< 0.0011	< 0.0011	< 0.0011	< 0.0011	< 0.0011	< 0.0011	< 0.0011	< 0.0011	< 0.0011
Lead	mg/L	< 0.00021	< 0.00021	< 0.00021	< 0.00021	< 0.00021	< 0.00021	< 0.00021	< 0.00021	< 0.00021
Nickel	mg/L	0.00046 J	0.00061 J	0.00056 J	0.00058 J	0.0020	0.00073 J	0.0012	0.00091 J	0.00065 J
Selenium	mg/L	< 0.00099	< 0.00099	< 0.00099	< 0.00099	< 0.00099	< 0.00099	< 0.00099	< 0.00099	< 0.00099
Silver	mg/L	< 0.00039	< 0.00039	< 0.00039	< 0.00039	< 0.00039	< 0.00039	< 0.00039	< 0.00039	< 0.00039
Thallium	mg/L	< 0.00026	< 0.00026	< 0.00026	< 0.00026	< 0.00026	< 0.00026	< 0.00026	< 0.00026	< 0.00026
Vanadium	mg/L	< 0.00063	< 0.00063	< 0.00063	< 0.00063	< 0.00063	0.0028	< 0.00063	< 0.00063	< 0.00063
Zinc	mg/L	< 0.0028	< 0.0028	0.0035 J	0.0077	0.0056	< 0.0028	< 0.0028	< 0.0028	< 0.0028

Notes:
mg/L - milligrams per liter
SU - Standard Units
< indicates the substance was not detected above the method detection limit (MDL). The value displayed is the MDL.
J - The result is an estimated concentration. "J" qualifiers are applied by the laboratory when the concentration reported is above the MDL, but below the laboratory reporting limit.
Parameters required by permit are Appendix I parameters included to meet Georgia EPD Rule 391-3-4-.14 requirements.

Table 5B
Groundwater Analytical Data Summary - August 2024
Georgia Power Company
Plant McIntosh Landfill No. 4
Effingham County, GA

	Sample Location	GWC-23
	Sample Date	08/14/2024
ANALYTE	UNITS	
Appendix III		
Boron	mg/L	0.022 J
Calcium	mg/L	1.1
Chloride	mg/L	5.0
Fluoride	mg/L	< 0.040
pH, Field	SU	4.87
Sulfate	mg/L	2.5
Total Dissolved Solids	mg/L	33
Required by Permit		
Antimony	mg/L	< 0.00034
Arsenic	mg/L	< 0.00086
Barium	mg/L	0.027
Beryllium	mg/L	< 0.00020
Cadmium	mg/L	0.000095 J
Chromium	mg/L	0.0039
Cobalt	mg/L	0.0013 J
Copper	mg/L	< 0.0011
Lead	mg/L	< 0.00021
Nickel	mg/L	0.0013
Selenium	mg/L	< 0.00099
Silver	mg/L	< 0.00039
Thallium	mg/L	< 0.00026
Vanadium	mg/L	< 0.00063
Zinc	mg/L	< 0.0028

Notes:
mg/L - milligrams per liter
SU - Standard Units
< indicates the substance was not detected above the method detection limit (MDL). The value displayed is the MDL.
J - The result is an estimated concentration. "J" qualifiers are applied by the laboratory when the concentration reported is above the MDL, but below the laboratory reporting limit.
Parameters required by permit are Appendix I parameters included to meet Georgia EPD Rule 391-3-4-.14 requirements.

Table 6
Statistical Method Summary
Georgia Power Company
Plant McIntosh Landfill No. 4
Effingham County, GA

Plant McIntosh Landfill No. 4 Statistical Method Summary		
Monitoring Well Network	Upgradient Wells	GWA-2, GWA-3, GWA-4A, GWA-5, GWA-13, GWA-14, GWA-15, GWA-16, GWC-17, and GWC-18
	Downgradient Wells	GWC-1, GWC-9, GWC-10, GWC-11, GWC-12, GWC-19, GWC-20, GWC-21, and GWC-23
CCR Monitoring Parameters	Appendix III (Detection Monitoring)	Boron, Calcium, Chloride, Fluoride, pH, Sulfate, and Total Dissolved Solids (TDS)
	Appendix IV (Assessment Monitoring)	Antimony, Arsenic, Barium, Beryllium, Cadmium, Chromium, Cobalt, Combined Radium 226 + 228, Fluoride, Lead, Lithium, Mercury, Molybdenum, Selenium, and Thallium
Georgia EPD Permit Metals	Detection Monitoring	Antimony, Arsenic, Barium, Beryllium, Cadmium, Chromium, Cobalt, Copper, Lead, Nickel, Selenium, Silver, Thallium, Vanadium, and Zinc
Statistical Methodology	Data Screening Proposed Background	Evaluate outliers, trends, and seasonality when sufficient data are available
	Statistical Limits	Interwell (boron, calcium, chloride, fluoride, pH, and TDS) or intrawell (sulfate and Georgia EPD Permit Metals) statistical limits are on parameter specific basis, depending on the appropriateness of the method as determined by the Analysis of Variance. Intrawell exceedances are further evaluated by interwell analysis per the two-step statistical method.

Notes:
Wells GWC-17 and GWC-18 were approved by Georgia EPD for use in the background monitoring pool until Cell 2B is constructed and waste is placed.

FIGURES

Georgia Power

GEORGIA POWER COMPANY
PLANT McINTOSH LANDFILL No. 4

LEGEND

- APPROXIMATE PROPERTY BOUNDARY
- LANDFILL No. 4



NOTES

1. AERIAL DATED JANUARY 22, 2024, PROVIDED BY SAM, LLC. ADDITIONAL PHOTOGRAPHY SOURCED FROM NATIONAL AGRICULTURE IMAGERY PROGRAM (NAIP) DATED FROM 2019 THROUGH 2021.

N

1,500 750 0 1,500

SCALE (IN FEET)

Atlantic Coast Consulting, Inc.

2024 ANNUAL GROUNDWATER MONITORING AND CORRECTIVE ACTION REPORT

SITE LOCATION MAP

FIGURE 1



Georgia Power

GEORGIA POWER COMPANY
PLANT McINTOSH LANDFILL No. 4

LEGEND

- APPROXIMATE PROPERTY BOUNDARY
- APPROXIMATE LANDFILL BOUNDARY
- APPROXIMATE CELL BOUNDARY
- DETECTION WELL
- PIEZOMETER

NOTES:

1. AERIAL DATED JANUARY 22, 2024, PROVIDED BY SAM, LLC. ADDITIONAL PHOTOGRAPHY SOURCED FROM NATIONAL AGRICULTURE IMAGERY PROGRAM (NAIP) DATED FROM 2019 THROUGH 2021.
2. WELL IDENTIFICATIONS SHOWN ARE AS LISTED IN THE 2022 PERMIT APPLICATION.
3. MONITORING WELLS GWC-17 AND GWC-18 WERE APPROVED BY GEORGIA EPD FOR USE IN THE BACKGROUND MONITORING POOL UNTIL SUCH TIME THAT CELL 2B IS CONSTRUCTED AND WASTE IS PLACED.

N

250 125 0 250

SCALE (IN FEET)

Atlantic Coast Consulting, Inc.

2024 ANNUAL GROUNDWATER MONITORING AND CORRECTIVE ACTION REPORT

WELL LOCATION MAP

FIGURE 2

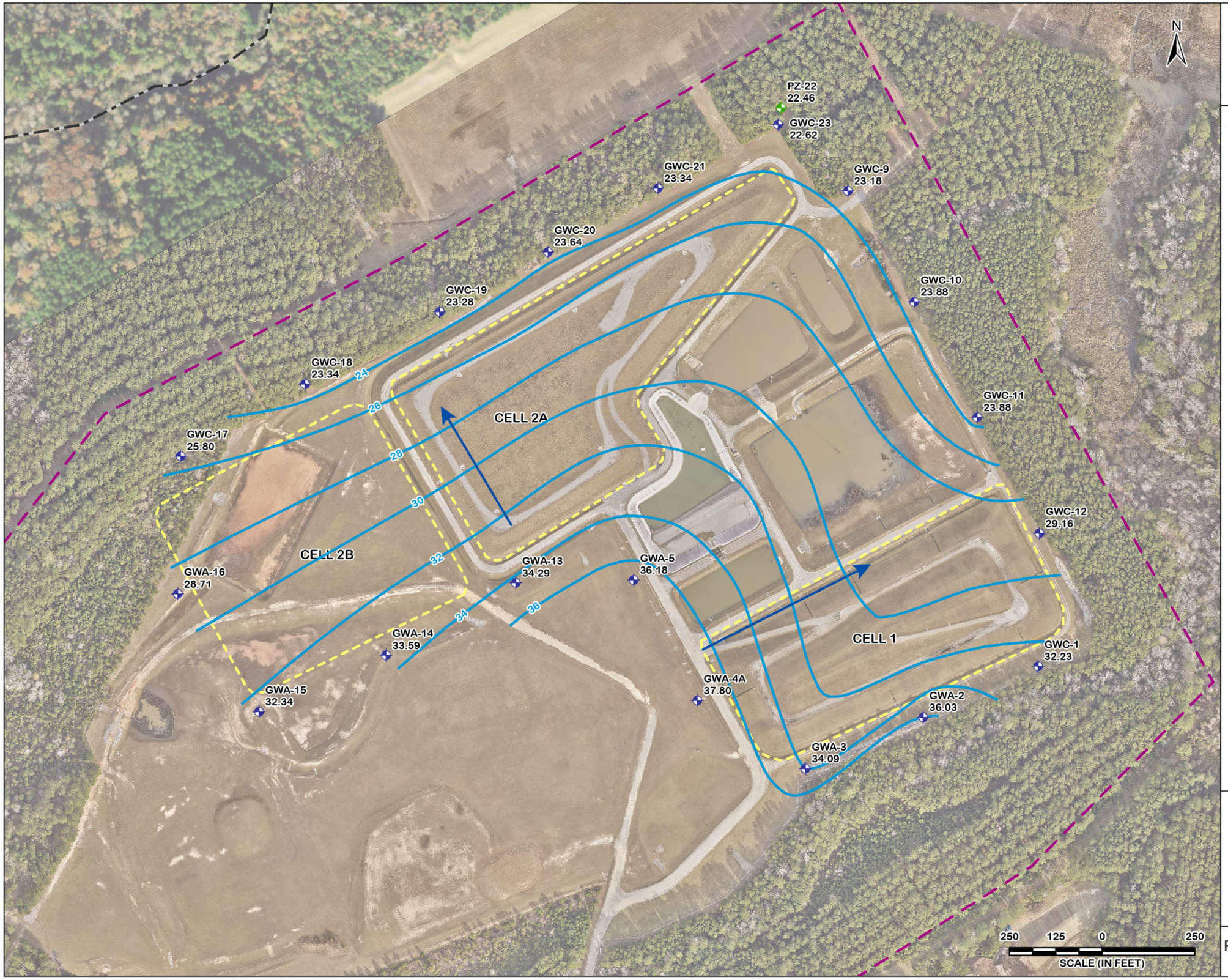

Georgia Power

GEORGIA POWER COMPANY
PLANT McINTOSH LANDFILL No. 4

LEGEND

- APPROXIMATE PROPERTY BOUNDARY
- APPROXIMATE LANDFILL BOUNDARY
- APPROXIMATE CELL BOUNDARY
- GROUNDWATER ELEVATION CONTOUR
- GROUNDWATER FLOW DIRECTION
- DETECTION WELL
- PIEZOMETER

NOTES

1. AERIAL DATED JANUARY 22, 2024, PROVIDED BY SAM, LLC. ADDITIONAL PHOTOGRAPHY SOURCED FROM NATIONAL AGRICULTURE IMAGERY PROGRAM (NAIP) DATED FROM 2019 THROUGH 2021.
2. WELL IDENTIFICATIONS SHOWN ARE AS LISTED IN THE 2022 PERMIT APPLICATION. MONITORING WELLS GWC-17 AND GWC-18 WERE
3. APPROVED BY GEORGIA EPD FOR USE IN THE BACKGROUND MONITORING POOL UNTIL SUCH TIME THAT CELL 2B IS CONSTRUCTED AND WASTE IS PLACED.
4. MONITORING WELL GWA-3 NOT USED TO CALCULATE POTENTIOMETRIC CONTOURS.
5. DEPTHS TO WATER MEASURED FEBRUARY 5, 2024.

CHARLES BRISENDINE ADAMS
GEORGIA REGISTERED PROFESSIONAL GEOLOGIST
No. 1532

Atlantic Coast Consulting, Inc.

2024 ANNUAL GROUNDWATER MONITORING AND CORRECTIVE ACTION REPORT

POTENTIOMETRIC CONTOUR MAP
FEBRUARY 2024

FIGURE 3A

Georgia Power

GEORGIA POWER COMPANY
PLANT McINTOSH LANDFILL No. 4

LEGEND

- APPROXIMATE PROPERTY BOUNDARY
- APPROXIMATE LANDFILL BOUNDARY
- APPROXIMATE CELL BOUNDARY
- GROUNDWATER ELEVATION CONTOUR
- GROUNDWATER FLOW DIRECTION
- DETECTION WELL
- PIEZOMETER

NOTES

1. AERIAL DATED JANUARY 22, 2024, PROVIDED BY SAM, LLC. ADDITIONAL PHOTOGRAPHY SOURCED FROM NATIONAL AGRICULTURE IMAGERY PROGRAM (NAIP) DATED FROM 2019 THROUGH 2021.
2. WELL IDENTIFICATIONS SHOWN ARE AS LISTED IN THE 2022 PERMIT APPLICATION.
3. MONITORING WELLS GWC-17 AND GWC-18 WERE APPROVED BY GEORGIA EPD FOR USE IN THE BACKGROUND MONITORING POOL UNTIL SUCH TIME THAT CELL 2B IS CONSTRUCTED AND WASTE IS PLACED.
4. DEPTHS TO WATER MEASURED AUGUST 12, 2024.

CHARLES BRISENDINE ADAMS
GEORGIA REGISTERED PROFESSIONAL GEOLOGIST
No. 1632

Atlantic Coast Consulting, Inc.

2024 ANNUAL GROUNDWATER MONITORING AND CORRECTIVE ACTION REPORT

POTENTIOMETRIC CONTOUR MAP
AUGUST 2024

FIGURE 3B

N

PZ-22 22.98
GWC-23 23.15
GWC-21 23.89
GWC-9 23.69
GWC-20 24.14
GWC-19 23.68
GWC-10 24.29
GWC-18 23.69
GWC-11 24.24
GWC-17 26.41
CELL 2A
CELL 2B
CELL 1
GWC-12 30.40
GWA-16 29.74
GWA-13 35.25
GWA-5 39.02
GWA-14 34.38
GWA-15 33.16
GWA-4A 40.99
GWC-1 33.16
GWA-2 38.80
GWA-3 35.81

24 26 28 30 32 34 36 38 40

250 125 0 250
SCALE (IN FEET)

APPENDICES

APPENDIX A

LABORATORY ANALYTICAL AND FIELD SAMPLING REPORTS

APPENDIX A

Laboratory Analytical and Field Sampling Reports
February 2024 Monitoring Event

eurofins | Environment Testing

ANALYTICAL REPORT

PREPARED FOR

Attn: Lauren Hartley
Southern Company
241 Ralph McGill Blvd SE
B10185
Atlanta, Georgia 30308

Generated 3/5/2024 10:57:51 AM Revision 1

JOB DESCRIPTION

Plant McIntosh Landfill 4

JOB NUMBER

680-246463-1

Eurofins Savannah
5102 LaRoche Avenue
Savannah GA 31404

See page two for job notes and contact information.

my EOL

Job Notes

This report may not be reproduced except in full, and with written approval from the laboratory. The results relate only to the samples tested. For questions please contact the Project Manager at the e-mail address or telephone number listed on this page.

The test results in this report relate only to the samples as received by the laboratory and will meet all requirements of the methodology, with any exceptions noted. This report shall not be reproduced except in full, without the express written approval of the laboratory. All questions should be directed to the Eurofins Environment Testing Southeast, LLC Project Manager.

Authorization



Generated
3/5/2024 10:57:51 AM
Revision 1

Authorized for release by
David Fuller, Project Manager
David.Fuller@et.eurofinsus.com
(770)344-8986

Definitions/Glossary

Client: Southern Company
Project/Site: Plant McIntosh Landfill 4

Job ID: 680-246463-1

Qualifiers

HPLC/IC

Qualifier	Qualifier Description
J	Result is less than the RL but greater than or equal to the MDL and the concentration is an approximate value.

Metals

Qualifier	Qualifier Description
4	MS, MSD: The analyte present in the original sample is greater than 4 times the matrix spike concentration; therefore, control limits are not applicable.
B	Compound was found in the blank and sample.
F1	MS and/or MSD recovery exceeds control limits.
J	Result is less than the RL but greater than or equal to the MDL and the concentration is an approximate value.

Glossary

Abbreviation	These commonly used abbreviations may or may not be present in this report.
¤	Listed under the "D" column to designate that the result is reported on a dry weight basis
%R	Percent Recovery
CFL	Contains Free Liquid
CFU	Colony Forming Unit
CNF	Contains No Free Liquid
DER	Duplicate Error Ratio (normalized absolute difference)
Dil Fac	Dilution Factor
DL	Detection Limit (DoD/DOE)
DL, RA, RE, IN	Indicates a Dilution, Re-analysis, Re-extraction, or additional Initial metals/anion analysis of the sample
DLC	Decision Level Concentration (Radiochemistry)
EDL	Estimated Detection Limit (Dioxin)
LOD	Limit of Detection (DoD/DOE)
LOQ	Limit of Quantitation (DoD/DOE)
MCL	EPA recommended "Maximum Contaminant Level"
MDA	Minimum Detectable Activity (Radiochemistry)
MDC	Minimum Detectable Concentration (Radiochemistry)
MDL	Method Detection Limit
ML	Minimum Level (Dioxin)
MPN	Most Probable Number
MQL	Method Quantitation Limit
NC	Not Calculated
ND	Not Detected at the reporting limit (or MDL or EDL if shown)
NEG	Negative / Absent
POS	Positive / Present
PQL	Practical Quantitation Limit
PRES	Presumptive
QC	Quality Control
RER	Relative Error Ratio (Radiochemistry)
RL	Reporting Limit or Requested Limit (Radiochemistry)
RPD	Relative Percent Difference, a measure of the relative difference between two points
TEF	Toxicity Equivalent Factor (Dioxin)
TEQ	Toxicity Equivalent Quotient (Dioxin)
TNTC	Too Numerous To Count

Sample Summary

Client: Southern Company
Project/Site: Plant McIntosh Landfill 4

Job ID: 680-246463-1

Lab Sample ID	Client Sample ID	Matrix	Collected	Received
680-246463-1	MCI-LF4-GWA-2	Water	02/06/24 15:20	02/08/24 12:35
680-246463-2	MCI-GWA-3	Water	02/06/24 15:19	02/08/24 12:35
680-246463-3	MCI-GWA-4A	Water	02/06/24 10:25	02/08/24 12:35
680-246463-4	MCI-LF4-GWA-5	Water	02/06/24 11:40	02/08/24 12:35
680-246463-5	MCI-GWA-13	Water	02/06/24 14:00	02/08/24 12:35
680-246463-6	MCI-GWA-14	Water	02/06/24 14:06	02/08/24 12:35
680-246463-7	MCI-GWA-15	Water	02/06/24 13:09	02/08/24 12:35
680-246463-8	MCI-GWA-16	Water	02/06/24 11:31	02/08/24 12:35
680-246463-9	MCI-GWC-17	Water	02/06/24 16:51	02/08/24 12:35
680-246463-10	MCI-LF4-GWC-1	Water	02/07/24 17:05	02/08/24 12:35
680-246463-11	MCI-GWC-9	Water	02/07/24 12:55	02/08/24 12:35
680-246463-12	MCI-GWC-10	Water	02/07/24 10:40	02/08/24 12:35
680-246463-13	MCI-GWC-11	Water	02/07/24 13:16	02/08/24 12:35
680-246463-14	MCI-GWC-18	Water	02/07/24 11:21	02/08/24 12:35
680-246463-15	MCI-GWC-19	Water	02/07/24 14:35	02/08/24 12:35
680-246463-16	MCI-GWC-20	Water	02/07/24 16:47	02/08/24 12:35
680-246463-17	MCI-GWC-21	Water	02/07/24 15:55	02/08/24 12:35
680-246463-18	MCI-GWC-23	Water	02/07/24 15:22	02/08/24 12:35
680-246463-19	MCI-LF4-FD-03	Water	02/07/24 00:00	02/08/24 12:35
680-246463-20	MCI-LF4-FD-04	Water	02/07/24 00:00	02/08/24 12:35
680-246463-21	MCI-LF4-FB-05	Water	02/07/24 10:15	02/08/24 12:35
680-246463-22	MCI-LF4-FB-06	Water	02/08/24 09:40	02/08/24 12:35
680-246463-23	MCI-LF4-EB-07	Water	02/07/24 12:55	02/08/24 12:35
680-246463-24	MCI-LF4-EB-08	Water	02/07/24 15:00	02/08/24 12:35
680-246463-25	MCI-GWC-12	Water	02/08/24 10:25	02/08/24 12:35

Job ID: 680-246463-1 — Eurofins Savannah

Job Narrative
680-246463-1

Revision 1
The report being provided is a revision of the original report sent on 2/21/2024. The report (revision 1) is being revised due to: client requested 6020-Metals reanalysis for samples: MCI-GWA-13, MCI-LF4-GWC-1, and MCI-GWC-12.

Analytical test results meet all requirements of the associated regulatory program listed on the Accreditation/Certification Summary Page unless otherwise noted under the individual analysis. Data qualifiers are applied to indicate exceptions. Noncompliant quality control (QC) is further explained in narrative comments.

- Matrix QC may not be reported if insufficient sample or site-specific QC samples were not submitted. In these situations, to demonstrate precision and accuracy at a batch level, a LCS/LCSD may be performed, unless otherwise specified in the method.
- Surrogate and/or isotope dilution analyte recoveries (if applicable) which are outside of the QC window are confirmed unless attributed to a dilution or otherwise noted in the narrative.

Receipt
The samples were received on 2/8/2024 12:35 PM. Unless otherwise noted below, the samples arrived in good condition, and, where required, properly preserved and on ice. The temperatures of the 4 coolers at receipt time were 0.6°C, 0.9°C, 0.9°C and 1.3°C.

HPLC/IC
No additional analytical or quality issues were noted, other than those described above or in the Definitions/ Glossary page.

Metals
No additional analytical or quality issues were noted, other than those described above or in the Definitions/ Glossary page.

General Chemistry
No additional analytical or quality issues were noted, other than those described above or in the Definitions/ Glossary page.

Client Sample ID: MCI-LF4-GWA-2

Lab Sample ID: 680-246463-1

Date Collected: 02/06/24 15:20

Matrix: Water

Date Received: 02/08/24 12:35

Method: MCAWW 300.0-1993 R2.1 - Anions, Ion Chromatography

Analyte	Result	Qualifier	RL	MDL	Unit	D	Prepared	Analyzed	Dil Fac
Chloride	**4.4**		1.0	0.20	mg/L			02/09/24 15:13	1
Fluoride	**0.083**	**J**	0.10	0.040	mg/L			02/09/24 15:13	1
Sulfate	**1.2**		1.0	0.40	mg/L			02/09/24 15:13	1

Method: SW846 6020B - Metals (ICP/MS) - Total Recoverable

Analyte	Result	Qualifier	RL	MDL	Unit	D	Prepared	Analyzed	Dil Fac
Antimony	<0.00034		0.0020	0.00034	mg/L		02/13/24 04:51	02/13/24 21:56	1
Arsenic	<0.00086		0.0010	0.00086	mg/L		02/13/24 04:51	02/13/24 21:56	1
Barium	**0.038**		0.010	0.00089	mg/L		02/13/24 04:51	02/13/24 21:56	1
Beryllium	<0.00020		0.0025	0.00020	mg/L		02/13/24 04:51	02/13/24 21:56	1
Boron	<0.022		0.080	0.022	mg/L		02/13/24 04:51	02/13/24 21:56	1
Cadmium	<0.000078		0.0025	0.000078	mg/L		02/13/24 04:51	02/13/24 21:56	1
Calcium	**0.38**	**J**	0.50	0.14	mg/L		02/13/24 04:51	02/13/24 21:56	1
Chromium	**0.0020**		0.0020	0.0012	mg/L		02/13/24 04:51	02/13/24 21:56	1
Cobalt	**0.0015**	**J**	0.0025	0.00022	mg/L		02/13/24 04:51	02/13/24 21:56	1
Copper	<0.0011		0.0020	0.0011	mg/L		02/13/24 04:51	02/13/24 21:56	1
Lead	**0.0022**		0.0010	0.00021	mg/L		02/13/24 04:51	02/13/24 21:56	1
Nickel	**0.0011**		0.0010	0.00042	mg/L		02/13/24 04:51	02/13/24 21:56	1
Selenium	<0.00099		0.0050	0.00099	mg/L		02/13/24 04:51	02/13/24 21:56	1
Silver	<0.00039		0.0010	0.00039	mg/L		02/13/24 04:51	02/13/24 21:56	1
Thallium	<0.00026		0.0010	0.00026	mg/L		02/13/24 04:51	02/13/24 21:56	1
Vanadium	<0.00063		0.0020	0.00063	mg/L		02/13/24 04:51	02/13/24 21:56	1
Zinc	**0.0041**	**J**	0.0050	0.0028	mg/L		02/13/24 04:51	02/13/24 21:56	1

General Chemistry

Analyte	Result	Qualifier	RL	MDL	Unit	D	Prepared	Analyzed	Dil Fac
Total Dissolved Solids (SM 2540C-2011)	**34**		10	10	mg/L			02/12/24 12:25	1

Client Sample ID: MCI-GWA-3

Lab Sample ID: 680-246463-2

Date Collected: 02/06/24 15:19

Matrix: Water

Date Received: 02/08/24 12:35

Method: MCAWW 300.0-1993 R2.1 - Anions, Ion Chromatography

Analyte	Result	Qualifier	RL	MDL	Unit	D	Prepared	Analyzed	Dil Fac
Chloride	**3.3**		1.0	0.20	mg/L			02/09/24 15:24	1
Fluoride	**0.046**	**J**	0.10	0.040	mg/L			02/09/24 15:24	1
Sulfate	**1.2**		1.0	0.40	mg/L			02/09/24 15:24	1

Method: SW846 6020B - Metals (ICP/MS) - Total Recoverable

Analyte	Result	Qualifier	RL	MDL	Unit	D	Prepared	Analyzed	Dil Fac
Antimony	<0.00034		0.0020	0.00034	mg/L		02/13/24 04:51	02/13/24 22:05	1
Arsenic	<0.00086		0.0010	0.00086	mg/L		02/13/24 04:51	02/13/24 22:05	1
Barium	**0.012**		0.010	0.00089	mg/L		02/13/24 04:51	02/13/24 22:05	1
Beryllium	<0.00020		0.0025	0.00020	mg/L		02/13/24 04:51	02/13/24 22:05	1
Boron	**0.023**	**J**	0.080	0.022	mg/L		02/13/24 04:51	02/13/24 22:05	1
Cadmium	<0.000078		0.0025	0.000078	mg/L		02/13/24 04:51	02/13/24 22:05	1
Calcium	**0.61**		0.50	0.14	mg/L		02/13/24 04:51	02/13/24 22:05	1
Chromium	<0.0012		0.0020	0.0012	mg/L		02/13/24 04:51	02/13/24 22:05	1
Cobalt	**0.00025**	**J**	0.0025	0.00022	mg/L		02/13/24 04:51	02/13/24 22:05	1
Copper	<0.0011		0.0020	0.0011	mg/L		02/13/24 04:51	02/13/24 22:05	1

Client Sample ID: MCI-GWA-3

Date Collected: 02/06/24 15:19
Date Received: 02/08/24 12:35

Lab Sample ID: 680-246463-2
Matrix: Water

Method: SW846 6020B - Metals (ICP/MS) - Total Recoverable (Continued)

Analyte	Result	Qualifier	RL	MDL	Unit	D	Prepared	Analyzed	Dil Fac
Lead	<0.00021		0.0010	0.00021	mg/L		02/13/24 04:51	02/13/24 22:05	1
Nickel	<0.00042		0.0010	0.00042	mg/L		02/13/24 04:51	02/13/24 22:05	1
Selenium	<0.00099		0.0050	0.00099	mg/L		02/13/24 04:51	02/13/24 22:05	1
Silver	<0.00039		0.0010	0.00039	mg/L		02/13/24 04:51	02/13/24 22:05	1
Thallium	<0.00026		0.0010	0.00026	mg/L		02/13/24 04:51	02/13/24 22:05	1
Vanadium	<0.00063		0.0020	0.00063	mg/L		02/13/24 04:51	02/13/24 22:05	1
Zinc	<0.0028		0.0050	0.0028	mg/L		02/13/24 04:51	02/13/24 22:05	1

General Chemistry

Analyte	Result	Qualifier	RL	MDL	Unit	D	Prepared	Analyzed	Dil Fac
Total Dissolved Solids (SM 2540C-2011)	22		10	10	mg/L			02/12/24 12:25	1

Client Sample ID: MCI-GWA-4A

Date Collected: 02/06/24 10:25
Date Received: 02/08/24 12:35

Lab Sample ID: 680-246463-3
Matrix: Water

Method: MCAWW 300.0-1993 R2.1 - Anions, Ion Chromatography

Analyte	Result	Qualifier	RL	MDL	Unit	D	Prepared	Analyzed	Dil Fac
Chloride	3.5		1.0	0.20	mg/L			02/09/24 15:35	1
Fluoride	0.042	J	0.10	0.040	mg/L			02/09/24 15:35	1
Sulfate	2.1		1.0	0.40	mg/L			02/09/24 15:35	1

Method: SW846 6020B - Metals (ICP/MS) - Total Recoverable

Analyte	Result	Qualifier	RL	MDL	Unit	D	Prepared	Analyzed	Dil Fac
Antimony	<0.00034		0.0020	0.00034	mg/L		02/13/24 04:51	02/13/24 22:08	1
Arsenic	<0.00086		0.0010	0.00086	mg/L		02/13/24 04:51	02/13/24 22:08	1
Barium	0.019		0.010	0.00089	mg/L		02/13/24 04:51	02/13/24 22:08	1
Beryllium	<0.00020		0.0025	0.00020	mg/L		02/13/24 04:51	02/13/24 22:08	1
Boron	<0.022		0.080	0.022	mg/L		02/13/24 04:51	02/13/24 22:08	1
Cadmium	<0.000078		0.0025	0.000078	mg/L		02/13/24 04:51	02/13/24 22:08	1
Calcium	0.47	J	0.50	0.14	mg/L		02/13/24 04:51	02/13/24 22:08	1
Chromium	<0.0012		0.0020	0.0012	mg/L		02/13/24 04:51	02/13/24 22:08	1
Cobalt	0.0014	J	0.0025	0.00022	mg/L		02/13/24 04:51	02/13/24 22:08	1
Copper	<0.0011		0.0020	0.0011	mg/L		02/13/24 04:51	02/13/24 22:08	1
Lead	<0.00021		0.0010	0.00021	mg/L		02/13/24 04:51	02/13/24 22:08	1
Nickel	<0.00042		0.0010	0.00042	mg/L		02/13/24 04:51	02/13/24 22:08	1
Selenium	<0.00099		0.0050	0.00099	mg/L		02/13/24 04:51	02/13/24 22:08	1
Silver	<0.00039		0.0010	0.00039	mg/L		02/13/24 04:51	02/13/24 22:08	1
Thallium	<0.00026		0.0010	0.00026	mg/L		02/13/24 04:51	02/13/24 22:08	1
Vanadium	<0.00063		0.0020	0.00063	mg/L		02/13/24 04:51	02/13/24 22:08	1
Zinc	0.0029	J	0.0050	0.0028	mg/L		02/13/24 04:51	02/13/24 22:08	1

General Chemistry

Analyte	Result	Qualifier	RL	MDL	Unit	D	Prepared	Analyzed	Dil Fac
Total Dissolved Solids (SM 2540C-2011)	20		10	10	mg/L			02/12/24 12:25	1

Client Sample ID: MCI-LF4-GWA-5

Lab Sample ID: 680-246463-4

Date Collected: 02/06/24 11:40

Matrix: Water

Date Received: 02/08/24 12:35

Method: MCAWW 300.0-1993 R2.1 - Anions, Ion Chromatography

Analyte	Result	Qualifier	RL	MDL	Unit	D	Prepared	Analyzed	Dil Fac
Chloride	**3.9**		1.0	0.20	mg/L			02/09/24 15:45	1
Fluoride	**0.040**	**J**	0.10	0.040	mg/L			02/09/24 15:45	1
Sulfate	<0.40		1.0	0.40	mg/L			02/09/24 15:45	1

Method: SW846 6020B - Metals (ICP/MS) - Total Recoverable

Analyte	Result	Qualifier	RL	MDL	Unit	D	Prepared	Analyzed	Dil Fac
Antimony	<0.00034		0.0020	0.00034	mg/L		02/13/24 04:51	02/13/24 22:11	1
Arsenic	<0.00086		0.0010	0.00086	mg/L		02/13/24 04:51	02/13/24 22:11	1
Barium	**0.039**		0.010	0.00089	mg/L		02/13/24 04:51	02/13/24 22:11	1
Beryllium	<0.00020		0.0025	0.00020	mg/L		02/13/24 04:51	02/13/24 22:11	1
Boron	<0.022		0.080	0.022	mg/L		02/13/24 04:51	02/13/24 22:11	1
Cadmium	<0.000078		0.0025	0.000078	mg/L		02/13/24 04:51	02/13/24 22:11	1
Calcium	**1.9**		0.50	0.14	mg/L		02/13/24 04:51	02/13/24 22:11	1
Chromium	<0.0012		0.0020	0.0012	mg/L		02/13/24 04:51	02/13/24 22:11	1
Cobalt	**0.00086**	**J**	0.0025	0.00022	mg/L		02/13/24 04:51	02/13/24 22:11	1
Copper	<0.0011		0.0020	0.0011	mg/L		02/13/24 04:51	02/13/24 22:11	1
Lead	<0.00021		0.0010	0.00021	mg/L		02/13/24 04:51	02/13/24 22:11	1
Nickel	<0.00042		0.0010	0.00042	mg/L		02/13/24 04:51	02/13/24 22:11	1
Selenium	<0.00099		0.0050	0.00099	mg/L		02/13/24 04:51	02/13/24 22:11	1
Silver	<0.00039		0.0010	0.00039	mg/L		02/13/24 04:51	02/13/24 22:11	1
Thallium	<0.00026		0.0010	0.00026	mg/L		02/13/24 04:51	02/13/24 22:11	1
Vanadium	<0.00063		0.0020	0.00063	mg/L		02/13/24 04:51	02/13/24 22:11	1
Zinc	<0.0028		0.0050	0.0028	mg/L		02/13/24 04:51	02/13/24 22:11	1

General Chemistry

Analyte	Result	Qualifier	RL	MDL	Unit	D	Prepared	Analyzed	Dil Fac
Total Dissolved Solids (SM 2540C-2011)	**25**		10	10	mg/L			02/12/24 12:25	1

Client Sample ID: MCI-GWA-13

Lab Sample ID: 680-246463-5

Date Collected: 02/06/24 14:00

Matrix: Water

Date Received: 02/08/24 12:35

Method: MCAWW 300.0-1993 R2.1 - Anions, Ion Chromatography

Analyte	Result	Qualifier	RL	MDL	Unit	D	Prepared	Analyzed	Dil Fac
Chloride	**3.4**		1.0	0.20	mg/L			02/09/24 15:56	1
Fluoride	**0.041**	**J**	0.10	0.040	mg/L			02/09/24 15:56	1
Sulfate	**0.87**	**J**	1.0	0.40	mg/L			02/09/24 15:56	1

Method: SW846 6020B - Metals (ICP/MS) - Total Recoverable

Analyte	Result	Qualifier	RL	MDL	Unit	D	Prepared	Analyzed	Dil Fac
Antimony	<0.00034		0.0020	0.00034	mg/L		02/28/24 05:50	02/28/24 22:16	1
Arsenic	<0.00086		0.0010	0.00086	mg/L		02/28/24 05:50	02/28/24 22:16	1
Barium	**0.019**		0.010	0.00089	mg/L		02/28/24 05:50	02/28/24 22:16	1
Beryllium	<0.00020		0.0025	0.00020	mg/L		02/28/24 05:50	02/28/24 22:16	1
Boron	<0.022		0.080	0.022	mg/L		02/13/24 04:51	02/13/24 22:14	1
Cadmium	<0.000078		0.0025	0.000078	mg/L		02/28/24 05:50	02/28/24 22:16	1
Calcium	**0.47**	**J**	0.50	0.14	mg/L		02/28/24 05:50	02/28/24 22:16	1
Chromium	**0.0021**		0.0020	0.0012	mg/L		02/28/24 05:50	02/28/24 22:16	1
Cobalt	**0.00049**	**J**	0.0025	0.00022	mg/L		02/28/24 05:50	02/28/24 22:16	1
Copper	<0.0011		0.0020	0.0011	mg/L		02/28/24 05:50	02/28/24 22:16	1

Client Sample ID: MCI-GWA-13

Lab Sample ID: 680-246463-5

Date Collected: 02/06/24 14:00

Matrix: Water

Date Received: 02/08/24 12:35

Method: SW846 6020B - Metals (ICP/MS) - Total Recoverable (Continued)

Analyte	Result	Qualifier	RL	MDL	Unit	D	Prepared	Analyzed	Dil Fac
Lead	<0.00021		0.0010	0.00021	mg/L		02/28/24 05:50	02/28/24 22:16	1
Nickel	**0.00084**	**J B**	0.0010	0.00042	mg/L		02/28/24 05:50	02/28/24 22:16	1
Selenium	<0.00099		0.0050	0.00099	mg/L		02/28/24 05:50	02/28/24 22:16	1
Silver	<0.00039		0.0010	0.00039	mg/L		02/28/24 05:50	02/28/24 22:16	1
Thallium	<0.00026		0.0010	0.00026	mg/L		02/28/24 05:50	02/28/24 22:16	1
Vanadium	<0.00063		0.0020	0.00063	mg/L		02/28/24 05:50	02/28/24 22:16	1
Zinc	**0.0045**	**J B**	0.0050	0.0028	mg/L		02/28/24 05:50	02/28/24 22:16	1

General Chemistry

Analyte	Result	Qualifier	RL	MDL	Unit	D	Prepared	Analyzed	Dil Fac
Total Dissolved Solids (SM 2540C-2011)	**23**		10	10	mg/L			02/12/24 12:25	1

Client Sample ID: MCI-GWA-14

Lab Sample ID: 680-246463-6

Date Collected: 02/06/24 14:06

Matrix: Water

Date Received: 02/08/24 12:35

Method: MCAWW 300.0-1993 R2.1 - Anions, Ion Chromatography

Analyte	Result	Qualifier	RL	MDL	Unit	D	Prepared	Analyzed	Dil Fac
Chloride	**3.9**		1.0	0.20	mg/L			02/09/24 16:07	1
Fluoride	<0.040		0.10	0.040	mg/L			02/09/24 16:07	1
Sulfate	**0.81**	**J**	1.0	0.40	mg/L			02/09/24 16:07	1

Method: SW846 6020B - Metals (ICP/MS) - Total Recoverable

Analyte	Result	Qualifier	RL	MDL	Unit	D	Prepared	Analyzed	Dil Fac
Antimony	<0.00034		0.0020	0.00034	mg/L		02/13/24 04:51	02/13/24 22:17	1
Arsenic	<0.00086		0.0010	0.00086	mg/L		02/13/24 04:51	02/13/24 22:17	1
Barium	**0.016**		0.010	0.00089	mg/L		02/13/24 04:51	02/13/24 22:17	1
Beryllium	<0.00020		0.0025	0.00020	mg/L		02/13/24 04:51	02/13/24 22:17	1
Boron	<0.022		0.080	0.022	mg/L		02/13/24 04:51	02/13/24 22:17	1
Cadmium	<0.000078		0.0025	0.000078	mg/L		02/13/24 04:51	02/13/24 22:17	1
Calcium	**0.57**		0.50	0.14	mg/L		02/13/24 04:51	02/13/24 22:17	1
Chromium	<0.0012		0.0020	0.0012	mg/L		02/13/24 04:51	02/13/24 22:17	1
Cobalt	**0.00041**	**J**	0.0025	0.00022	mg/L		02/13/24 04:51	02/13/24 22:17	1
Copper	<0.0011		0.0020	0.0011	mg/L		02/13/24 04:51	02/13/24 22:17	1
Lead	<0.00021		0.0010	0.00021	mg/L		02/13/24 04:51	02/13/24 22:17	1
Nickel	<0.00042		0.0010	0.00042	mg/L		02/13/24 04:51	02/13/24 22:17	1
Selenium	<0.00099		0.0050	0.00099	mg/L		02/13/24 04:51	02/13/24 22:17	1
Silver	<0.00039		0.0010	0.00039	mg/L		02/13/24 04:51	02/13/24 22:17	1
Thallium	<0.00026		0.0010	0.00026	mg/L		02/13/24 04:51	02/13/24 22:17	1
Vanadium	<0.00063		0.0020	0.00063	mg/L		02/13/24 04:51	02/13/24 22:17	1
Zinc	**0.0028**	**J**	0.0050	0.0028	mg/L		02/13/24 04:51	02/13/24 22:17	1

General Chemistry

Analyte	Result	Qualifier	RL	MDL	Unit	D	Prepared	Analyzed	Dil Fac
Total Dissolved Solids (SM 2540C-2011)	**20**		10	10	mg/L			02/12/24 12:25	1

Client Sample ID: MCI-GWA-15

Lab Sample ID: 680-246463-7

Date Collected: 02/06/24 13:09

Matrix: Water

Date Received: 02/08/24 12:35

Method: MCAWW 300.0-1993 R2.1 - Anions, Ion Chromatography

Analyte	Result	Qualifier	RL	MDL	Unit	D	Prepared	Analyzed	Dil Fac
Chloride	**3.5**		1.0	0.20	mg/L			02/09/24 19:03	1
Fluoride	<0.040		0.10	0.040	mg/L			02/09/24 19:03	1
Sulfate	**0.47**	**J**	1.0	0.40	mg/L			02/09/24 19:03	1

Method: SW846 6020B - Metals (ICP/MS) - Total Recoverable

Analyte	Result	Qualifier	RL	MDL	Unit	D	Prepared	Analyzed	Dil Fac
Antimony	<0.00034		0.0020	0.00034	mg/L		02/13/24 04:51	02/13/24 22:25	1
Arsenic	<0.00086		0.0010	0.00086	mg/L		02/13/24 04:51	02/13/24 22:25	1
Barium	**0.029**		0.010	0.00089	mg/L		02/13/24 04:51	02/13/24 22:25	1
Beryllium	<0.00020		0.0025	0.00020	mg/L		02/13/24 04:51	02/13/24 22:25	1
Boron	<0.022		0.080	0.022	mg/L		02/13/24 04:51	02/13/24 22:25	1
Cadmium	<0.000078		0.0025	0.000078	mg/L		02/13/24 04:51	02/13/24 22:25	1
Calcium	**2.4**		0.50	0.14	mg/L		02/13/24 04:51	02/13/24 22:25	1
Chromium	**0.0014**	**J**	0.0020	0.0012	mg/L		02/13/24 04:51	02/13/24 22:25	1
Cobalt	**0.00046**	**J**	0.0025	0.00022	mg/L		02/13/24 04:51	02/13/24 22:25	1
Copper	<0.0011		0.0020	0.0011	mg/L		02/13/24 04:51	02/13/24 22:25	1
Lead	<0.00021		0.0010	0.00021	mg/L		02/13/24 04:51	02/13/24 22:25	1
Nickel	<0.00042		0.0010	0.00042	mg/L		02/13/24 04:51	02/13/24 22:25	1
Selenium	<0.00099		0.0050	0.00099	mg/L		02/13/24 04:51	02/13/24 22:25	1
Silver	<0.00039		0.0010	0.00039	mg/L		02/13/24 04:51	02/13/24 22:25	1
Thallium	<0.00026		0.0010	0.00026	mg/L		02/13/24 04:51	02/13/24 22:25	1
Vanadium	<0.00063		0.0020	0.00063	mg/L		02/13/24 04:51	02/13/24 22:25	1
Zinc	**0.0041**	**J**	0.0050	0.0028	mg/L		02/13/24 04:51	02/13/24 22:25	1

General Chemistry

Analyte	Result	Qualifier	RL	MDL	Unit	D	Prepared	Analyzed	Dil Fac
Total Dissolved Solids (SM 2540C-2011)	**28**		10	10	mg/L			02/12/24 12:25	1

Client Sample ID: MCI-GWA-16

Lab Sample ID: 680-246463-8

Date Collected: 02/06/24 11:31

Matrix: Water

Date Received: 02/08/24 12:35

Method: MCAWW 300.0-1993 R2.1 - Anions, Ion Chromatography

Analyte	Result	Qualifier	RL	MDL	Unit	D	Prepared	Analyzed	Dil Fac
Chloride	**3.8**		1.0	0.20	mg/L			02/09/24 19:35	1
Fluoride	<0.040		0.10	0.040	mg/L			02/09/24 19:35	1
Sulfate	**0.42**	**J**	1.0	0.40	mg/L			02/09/24 19:35	1

Method: SW846 6020B - Metals (ICP/MS) - Total Recoverable

Analyte	Result	Qualifier	RL	MDL	Unit	D	Prepared	Analyzed	Dil Fac
Antimony	<0.00034		0.0020	0.00034	mg/L		02/13/24 04:51	02/13/24 22:28	1
Arsenic	<0.00086		0.0010	0.00086	mg/L		02/13/24 04:51	02/13/24 22:28	1
Barium	**0.028**		0.010	0.00089	mg/L		02/13/24 04:51	02/13/24 22:28	1
Beryllium	<0.00020		0.0025	0.00020	mg/L		02/13/24 04:51	02/13/24 22:28	1
Boron	<0.022		0.080	0.022	mg/L		02/13/24 04:51	02/13/24 22:28	1
Cadmium	<0.000078		0.0025	0.000078	mg/L		02/13/24 04:51	02/13/24 22:28	1
Calcium	**0.50**		0.50	0.14	mg/L		02/13/24 04:51	02/13/24 22:28	1
Chromium	**0.0016**	**J**	0.0020	0.0012	mg/L		02/13/24 04:51	02/13/24 22:28	1
Cobalt	**0.00045**	**J**	0.0025	0.00022	mg/L		02/13/24 04:51	02/13/24 22:28	1
Copper	<0.0011		0.0020	0.0011	mg/L		02/13/24 04:51	02/13/24 22:28	1

Client Sample ID: MCI-GWA-16

Lab Sample ID: 680-246463-8

Date Collected: 02/06/24 11:31

Matrix: Water

Date Received: 02/08/24 12:35

Method: SW846 6020B - Metals (ICP/MS) - Total Recoverable (Continued)

Analyte	Result	Qualifier	RL	MDL	Unit	D	Prepared	Analyzed	Dil Fac
Lead	**0.00024**	**J**	0.0010	0.00021	mg/L		02/13/24 04:51	02/13/24 22:28	1
Nickel	<0.00042		0.0010	0.00042	mg/L		02/13/24 04:51	02/13/24 22:28	1
Selenium	<0.00099		0.0050	0.00099	mg/L		02/13/24 04:51	02/13/24 22:28	1
Silver	<0.00039		0.0010	0.00039	mg/L		02/13/24 04:51	02/13/24 22:28	1
Thallium	<0.00026		0.0010	0.00026	mg/L		02/13/24 04:51	02/13/24 22:28	1
Vanadium	**0.00063**	**J**	0.0020	0.00063	mg/L		02/13/24 04:51	02/13/24 22:28	1
Zinc	**0.0029**	**J**	0.0050	0.0028	mg/L		02/13/24 04:51	02/13/24 22:28	1

General Chemistry

Analyte	Result	Qualifier	RL	MDL	Unit	D	Prepared	Analyzed	Dil Fac
Total Dissolved Solids (SM 2540C-2011)	**27**		10	10	mg/L			02/12/24 12:25	1

Client Sample ID: MCI-GWC-17

Lab Sample ID: 680-246463-9

Date Collected: 02/06/24 16:51

Matrix: Water

Date Received: 02/08/24 12:35

Method: MCAWW 300.0-1993 R2.1 - Anions, Ion Chromatography

Analyte	Result	Qualifier	RL	MDL	Unit	D	Prepared	Analyzed	Dil Fac
Chloride	**4.7**		1.0	0.20	mg/L			02/09/24 19:45	1
Fluoride	**0.15**		0.10	0.040	mg/L			02/09/24 19:45	1
Sulfate	<0.40		1.0	0.40	mg/L			02/09/24 19:45	1

Method: SW846 6020B - Metals (ICP/MS) - Total Recoverable

Analyte	Result	Qualifier	RL	MDL	Unit	D	Prepared	Analyzed	Dil Fac
Antimony	<0.00034		0.0020	0.00034	mg/L		02/13/24 04:51	02/13/24 22:31	1
Arsenic	<0.00086		0.0010	0.00086	mg/L		02/13/24 04:51	02/13/24 22:31	1
Barium	**0.020**		0.010	0.00089	mg/L		02/13/24 04:51	02/13/24 22:31	1
Beryllium	**0.00070**	**J**	0.0025	0.00020	mg/L		02/13/24 04:51	02/13/24 22:31	1
Boron	<0.022		0.080	0.022	mg/L		02/13/24 04:51	02/13/24 22:31	1
Cadmium	**0.00065**	**J**	0.0025	0.000078	mg/L		02/13/24 04:51	02/13/24 22:31	1
Calcium	**2.5**		0.50	0.14	mg/L		02/13/24 04:51	02/13/24 22:31	1
Chromium	**0.0029**		0.0020	0.0012	mg/L		02/13/24 04:51	02/13/24 22:31	1
Cobalt	<0.00022		0.0025	0.00022	mg/L		02/13/24 04:51	02/13/24 22:31	1
Copper	<0.0011		0.0020	0.0011	mg/L		02/13/24 04:51	02/13/24 22:31	1
Lead	<0.00021		0.0010	0.00021	mg/L		02/13/24 04:51	02/13/24 22:31	1
Nickel	**0.0015**		0.0010	0.00042	mg/L		02/13/24 04:51	02/13/24 22:31	1
Selenium	<0.00099		0.0050	0.00099	mg/L		02/13/24 04:51	02/13/24 22:31	1
Silver	<0.00039		0.0010	0.00039	mg/L		02/13/24 04:51	02/13/24 22:31	1
Thallium	<0.00026		0.0010	0.00026	mg/L		02/13/24 04:51	02/13/24 22:31	1
Vanadium	**0.00082**	**J**	0.0020	0.00063	mg/L		02/13/24 04:51	02/13/24 22:31	1
Zinc	**0.0050**		0.0050	0.0028	mg/L		02/13/24 04:51	02/13/24 22:31	1

General Chemistry

Analyte	Result	Qualifier	RL	MDL	Unit	D	Prepared	Analyzed	Dil Fac
Total Dissolved Solids (SM 2540C-2011)	**34**		10	10	mg/L			02/12/24 12:25	1

Client Sample ID: MCI-LF4-GWC-1

Lab Sample ID: 680-246463-10

Date Collected: 02/07/24 17:05

Matrix: Water

Date Received: 02/08/24 12:35

Method: MCAWW 300.0-1993 R2.1 - Anions, Ion Chromatography

Analyte	Result	Qualifier	RL	MDL	Unit	D	Prepared	Analyzed	Dil Fac
Chloride	**4.1**		1.0	0.20	mg/L			02/09/24 19:56	1
Fluoride	**0.042**	**J**	0.10	0.040	mg/L			02/09/24 19:56	1
Sulfate	**0.96**	**J**	1.0	0.40	mg/L			02/09/24 19:56	1

Method: SW846 6020B - Metals (ICP/MS) - Total Recoverable

Analyte	Result	Qualifier	RL	MDL	Unit	D	Prepared	Analyzed	Dil Fac
Antimony	<0.00034		0.0020	0.00034	mg/L		02/28/24 05:50	02/28/24 22:19	1
Arsenic	<0.00086		0.0010	0.00086	mg/L		02/28/24 05:50	02/28/24 22:19	1
Barium	**0.032**		0.010	0.00089	mg/L		02/28/24 05:50	02/28/24 22:19	1
Beryllium	<0.00020		0.0025	0.00020	mg/L		02/28/24 05:50	02/28/24 22:19	1
Boron	<0.022		0.080	0.022	mg/L		02/13/24 04:51	02/13/24 22:34	1
Cadmium	<0.000078		0.0025	0.000078	mg/L		02/28/24 05:50	02/28/24 22:19	1
Calcium	**1.2**		0.50	0.14	mg/L		02/28/24 05:50	02/28/24 22:19	1
Chromium	**0.0018**	**J**	0.0020	0.0012	mg/L		02/28/24 05:50	02/28/24 22:19	1
Cobalt	**0.0015**	**J**	0.0025	0.00022	mg/L		02/28/24 05:50	02/28/24 22:19	1
Copper	<0.0011		0.0020	0.0011	mg/L		02/28/24 05:50	02/28/24 22:19	1
Lead	<0.00021		0.0010	0.00021	mg/L		02/28/24 05:50	02/28/24 22:19	1
Nickel	**0.0016**	**B**	0.0010	0.00042	mg/L		02/28/24 05:50	02/28/24 22:19	1
Selenium	<0.00099		0.0050	0.00099	mg/L		02/28/24 05:50	02/28/24 22:19	1
Silver	<0.00039		0.0010	0.00039	mg/L		02/28/24 05:50	02/28/24 22:19	1
Thallium	<0.00026		0.0010	0.00026	mg/L		02/28/24 05:50	02/28/24 22:19	1
Vanadium	<0.00063		0.0020	0.00063	mg/L		02/28/24 05:50	02/28/24 22:19	1
Zinc	**0.0033**	**J B**	0.0050	0.0028	mg/L		02/28/24 05:50	02/28/24 22:19	1

General Chemistry

Analyte	Result	Qualifier	RL	MDL	Unit	D	Prepared	Analyzed	Dil Fac
Total Dissolved Solids (SM 2540C-2011)	**33**		10	10	mg/L			02/14/24 10:53	1

Client Sample ID: MCI-GWC-9

Lab Sample ID: 680-246463-11

Date Collected: 02/07/24 12:55

Matrix: Water

Date Received: 02/08/24 12:35

Method: MCAWW 300.0-1993 R2.1 - Anions, Ion Chromatography

Analyte	Result	Qualifier	RL	MDL	Unit	D	Prepared	Analyzed	Dil Fac
Chloride	**7.3**		1.0	0.20	mg/L			02/09/24 20:07	1
Fluoride	**0.073**	**J**	0.10	0.040	mg/L			02/09/24 20:07	1
Sulfate	<0.40		1.0	0.40	mg/L			02/09/24 20:07	1

Method: SW846 6020B - Metals (ICP/MS) - Total Recoverable

Analyte	Result	Qualifier	RL	MDL	Unit	D	Prepared	Analyzed	Dil Fac
Antimony	<0.00034		0.0020	0.00034	mg/L		02/13/24 04:51	02/13/24 22:37	1
Arsenic	**0.00095**	**J**	0.0010	0.00086	mg/L		02/13/24 04:51	02/13/24 22:37	1
Barium	**0.023**		0.010	0.00089	mg/L		02/13/24 04:51	02/13/24 22:37	1
Beryllium	<0.00020		0.0025	0.00020	mg/L		02/13/24 04:51	02/13/24 22:37	1
Boron	**0.029**	**J**	0.080	0.022	mg/L		02/13/24 04:51	02/13/24 22:37	1
Cadmium	**0.00012**	**J**	0.0025	0.000078	mg/L		02/13/24 04:51	02/13/24 22:37	1
Calcium	**3.3**		0.50	0.14	mg/L		02/13/24 04:51	02/13/24 22:37	1
Chromium	<0.0012		0.0020	0.0012	mg/L		02/13/24 04:51	02/13/24 22:37	1
Cobalt	<0.00022		0.0025	0.00022	mg/L		02/13/24 04:51	02/13/24 22:37	1
Copper	<0.0011		0.0020	0.0011	mg/L		02/13/24 04:51	02/13/24 22:37	1

Client Sample ID: MCI-GWC-9

Lab Sample ID: 680-246463-11

Date Collected: 02/07/24 12:55
Matrix: Water
Date Received: 02/08/24 12:35

Method: SW846 6020B - Metals (ICP/MS) - Total Recoverable (Continued)

Analyte	Result	Qualifier	RL	MDL	Unit	D	Prepared	Analyzed	Dil Fac
Lead	<0.00021		0.0010	0.00021	mg/L		02/13/24 04:51	02/13/24 22:37	1
Nickel	<0.00042		0.0010	0.00042	mg/L		02/13/24 04:51	02/13/24 22:37	1
Selenium	<0.00099		0.0050	0.00099	mg/L		02/13/24 04:51	02/13/24 22:37	1
Silver	<0.00039		0.0010	0.00039	mg/L		02/13/24 04:51	02/13/24 22:37	1
Thallium	<0.00026		0.0010	0.00026	mg/L		02/13/24 04:51	02/13/24 22:37	1
Vanadium	**0.0010**	**J**	0.0020	0.00063	mg/L		02/13/24 04:51	02/13/24 22:37	1
Zinc	<0.0028		0.0050	0.0028	mg/L		02/13/24 04:51	02/13/24 22:37	1

General Chemistry

Analyte	Result	Qualifier	RL	MDL	Unit	D	Prepared	Analyzed	Dil Fac
Total Dissolved Solids (SM 2540C-2011)	**50**		10	10	mg/L			02/14/24 10:53	1

Client Sample ID: MCI-GWC-10

Lab Sample ID: 680-246463-12

Date Collected: 02/07/24 10:40
Matrix: Water
Date Received: 02/08/24 12:35

Method: MCAWW 300.0-1993 R2.1 - Anions, Ion Chromatography

Analyte	Result	Qualifier	RL	MDL	Unit	D	Prepared	Analyzed	Dil Fac
Chloride	**5.2**		1.0	0.20	mg/L			02/09/24 20:17	1
Fluoride	**0.13**		0.10	0.040	mg/L			02/09/24 20:17	1
Sulfate	**2.4**		1.0	0.40	mg/L			02/09/24 20:17	1

Method: SW846 6020B - Metals (ICP/MS) - Total Recoverable

Analyte	Result	Qualifier	RL	MDL	Unit	D	Prepared	Analyzed	Dil Fac
Antimony	<0.00034		0.0020	0.00034	mg/L		02/13/24 04:51	02/13/24 22:39	1
Arsenic	**0.0013**		0.0010	0.00086	mg/L		02/13/24 04:51	02/13/24 22:39	1
Barium	**0.017**		0.010	0.00089	mg/L		02/13/24 04:51	02/13/24 22:39	1
Beryllium	<0.00020		0.0025	0.00020	mg/L		02/13/24 04:51	02/13/24 22:39	1
Boron	**0.034**	**J**	0.080	0.022	mg/L		02/13/24 04:51	02/13/24 22:39	1
Cadmium	<0.000078		0.0025	0.000078	mg/L		02/13/24 04:51	02/13/24 22:39	1
Calcium	**22**		0.50	0.14	mg/L		02/13/24 04:51	02/13/24 22:39	1
Chromium	**0.0030**		0.0020	0.0012	mg/L		02/13/24 04:51	02/13/24 22:39	1
Cobalt	<0.00022		0.0025	0.00022	mg/L		02/13/24 04:51	02/13/24 22:39	1
Copper	<0.0011		0.0020	0.0011	mg/L		02/13/24 04:51	02/13/24 22:39	1
Lead	<0.00021		0.0010	0.00021	mg/L		02/13/24 04:51	02/13/24 22:39	1
Nickel	<0.00042		0.0010	0.00042	mg/L		02/13/24 04:51	02/13/24 22:39	1
Selenium	<0.00099		0.0050	0.00099	mg/L		02/13/24 04:51	02/13/24 22:39	1
Silver	<0.00039		0.0010	0.00039	mg/L		02/13/24 04:51	02/13/24 22:39	1
Thallium	<0.00026		0.0010	0.00026	mg/L		02/13/24 04:51	02/13/24 22:39	1
Vanadium	**0.0015**	**J**	0.0020	0.00063	mg/L		02/13/24 04:51	02/13/24 22:39	1
Zinc	<0.0028		0.0050	0.0028	mg/L		02/13/24 04:51	02/13/24 22:39	1

General Chemistry

Analyte	Result	Qualifier	RL	MDL	Unit	D	Prepared	Analyzed	Dil Fac
Total Dissolved Solids (SM 2540C-2011)	**130**		10	10	mg/L			02/14/24 10:53	1

Client Sample ID: MCI-GWC-11

Lab Sample ID: 680-246463-13

Date Collected: 02/07/24 13:16

Matrix: Water

Date Received: 02/08/24 12:35

Method: MCAWW 300.0-1993 R2.1 - Anions, Ion Chromatography

Analyte	Result	Qualifier	RL	MDL	Unit	D	Prepared	Analyzed	Dil Fac
Chloride	**4.6**		1.0	0.20	mg/L			02/09/24 20:28	1
Fluoride	**0.31**		0.10	0.040	mg/L			02/09/24 20:28	1
Sulfate	**1.6**		1.0	0.40	mg/L			02/09/24 20:28	1

Method: SW846 6020B - Metals (ICP/MS) - Total Recoverable

Analyte	Result	Qualifier	RL	MDL	Unit	D	Prepared	Analyzed	Dil Fac
Antimony	<0.00034		0.0020	0.00034	mg/L		02/13/24 04:51	02/13/24 22:42	1
Arsenic	**0.0020**		0.0010	0.00086	mg/L		02/13/24 04:51	02/13/24 22:42	1
Barium	**0.011**		0.010	0.00089	mg/L		02/13/24 04:51	02/13/24 22:42	1
Beryllium	<0.00020		0.0025	0.00020	mg/L		02/13/24 04:51	02/13/24 22:42	1
Boron	<0.022		0.080	0.022	mg/L		02/13/24 04:51	02/13/24 22:42	1
Cadmium	<0.000078		0.0025	0.000078	mg/L		02/13/24 04:51	02/13/24 22:42	1
Calcium	**9.6**		0.50	0.14	mg/L		02/13/24 04:51	02/13/24 22:42	1
Chromium	**0.0058**		0.0020	0.0012	mg/L		02/13/24 04:51	02/13/24 22:42	1
Cobalt	<0.00022		0.0025	0.00022	mg/L		02/13/24 04:51	02/13/24 22:42	1
Copper	<0.0011		0.0020	0.0011	mg/L		02/13/24 04:51	02/13/24 22:42	1
Lead	<0.00021		0.0010	0.00021	mg/L		02/13/24 04:51	02/13/24 22:42	1
Nickel	<0.00042		0.0010	0.00042	mg/L		02/13/24 04:51	02/13/24 22:42	1
Selenium	<0.00099		0.0050	0.00099	mg/L		02/13/24 04:51	02/13/24 22:42	1
Silver	<0.00039		0.0010	0.00039	mg/L		02/13/24 04:51	02/13/24 22:42	1
Thallium	<0.00026		0.0010	0.00026	mg/L		02/13/24 04:51	02/13/24 22:42	1
Vanadium	**0.0016**	**J**	0.0020	0.00063	mg/L		02/13/24 04:51	02/13/24 22:42	1
Zinc	<0.0028		0.0050	0.0028	mg/L		02/13/24 04:51	02/13/24 22:42	1

General Chemistry

Analyte	Result	Qualifier	RL	MDL	Unit	D	Prepared	Analyzed	Dil Fac
Total Dissolved Solids (SM 2540C-2011)	**73**		10	10	mg/L			02/14/24 10:53	1

Client Sample ID: MCI-GWC-18

Lab Sample ID: 680-246463-14

Date Collected: 02/07/24 11:21

Matrix: Water

Date Received: 02/08/24 12:35

Method: MCAWW 300.0-1993 R2.1 - Anions, Ion Chromatography

Analyte	Result	Qualifier	RL	MDL	Unit	D	Prepared	Analyzed	Dil Fac
Chloride	**4.5**		1.0	0.20	mg/L			02/09/24 20:39	1
Fluoride	**0.53**		0.10	0.040	mg/L			02/09/24 20:39	1
Sulfate	**1.7**		1.0	0.40	mg/L			02/09/24 20:39	1

Method: SW846 6020B - Metals (ICP/MS) - Total Recoverable

Analyte	Result	Qualifier	RL	MDL	Unit	D	Prepared	Analyzed	Dil Fac
Antimony	<0.00034		0.0020	0.00034	mg/L		02/13/24 04:51	02/13/24 22:45	1
Arsenic	**0.0018**		0.0010	0.00086	mg/L		02/13/24 04:51	02/13/24 22:45	1
Barium	**0.014**		0.010	0.00089	mg/L		02/13/24 04:51	02/13/24 22:45	1
Beryllium	<0.00020		0.0025	0.00020	mg/L		02/13/24 04:51	02/13/24 22:45	1
Boron	<0.022		0.080	0.022	mg/L		02/13/24 04:51	02/13/24 22:45	1
Cadmium	<0.000078		0.0025	0.000078	mg/L		02/13/24 04:51	02/13/24 22:45	1
Calcium	**16**		0.50	0.14	mg/L		02/13/24 04:51	02/13/24 22:45	1
Chromium	**0.0025**		0.0020	0.0012	mg/L		02/13/24 04:51	02/13/24 22:45	1
Cobalt	<0.00022		0.0025	0.00022	mg/L		02/13/24 04:51	02/13/24 22:45	1
Copper	<0.0011		0.0020	0.0011	mg/L		02/13/24 04:51	02/13/24 22:45	1

Client Sample ID: MCI-GWC-18

Lab Sample ID: 680-246463-14

Date Collected: 02/07/24 11:21

Matrix: Water

Date Received: 02/08/24 12:35

Method: SW846 6020B - Metals (ICP/MS) - Total Recoverable (Continued)

Analyte	Result	Qualifier	RL	MDL	Unit	D	Prepared	Analyzed	Dil Fac
Lead	<0.00021		0.0010	0.00021	mg/L		02/13/24 04:51	02/13/24 22:45	1
Nickel	<0.00042		0.0010	0.00042	mg/L		02/13/24 04:51	02/13/24 22:45	1
Selenium	<0.00099		0.0050	0.00099	mg/L		02/13/24 04:51	02/13/24 22:45	1
Silver	<0.00039		0.0010	0.00039	mg/L		02/13/24 04:51	02/13/24 22:45	1
Thallium	<0.00026		0.0010	0.00026	mg/L		02/13/24 04:51	02/13/24 22:45	1
Vanadium	**0.0034**		0.0020	0.00063	mg/L		02/13/24 04:51	02/13/24 22:45	1
Zinc	<0.0028		0.0050	0.0028	mg/L		02/13/24 04:51	02/13/24 22:45	1

General Chemistry

Analyte	Result	Qualifier	RL	MDL	Unit	D	Prepared	Analyzed	Dil Fac
Total Dissolved Solids (SM 2540C-2011)	**88**		10	10	mg/L			02/14/24 10:53	1

Client Sample ID: MCI-GWC-19

Lab Sample ID: 680-246463-15

Date Collected: 02/07/24 14:35

Matrix: Water

Date Received: 02/08/24 12:35

Method: MCAWW 300.0-1993 R2.1 - Anions, Ion Chromatography

Analyte	Result	Qualifier	RL	MDL	Unit	D	Prepared	Analyzed	Dil Fac
Chloride	**5.1**		1.0	0.20	mg/L			02/09/24 20:49	1
Fluoride	**0.11**		0.10	0.040	mg/L			02/09/24 20:49	1
Sulfate	**1.8**		1.0	0.40	mg/L			02/09/24 20:49	1

Method: SW846 6020B - Metals (ICP/MS) - Total Recoverable

Analyte	Result	Qualifier	RL	MDL	Unit	D	Prepared	Analyzed	Dil Fac
Antimony	<0.00034		0.0020	0.00034	mg/L		02/13/24 04:51	02/13/24 22:48	1
Arsenic	**0.00092**	**J**	0.0010	0.00086	mg/L		02/13/24 04:51	02/13/24 22:48	1
Barium	**0.010**		0.010	0.00089	mg/L		02/13/24 04:51	02/13/24 22:48	1
Beryllium	<0.00020		0.0025	0.00020	mg/L		02/13/24 04:51	02/13/24 22:48	1
Boron	<0.022		0.080	0.022	mg/L		02/13/24 04:51	02/13/24 22:48	1
Cadmium	**0.00011**	**J**	0.0025	0.000078	mg/L		02/13/24 04:51	02/13/24 22:48	1
Calcium	**6.1**		0.50	0.14	mg/L		02/13/24 04:51	02/13/24 22:48	1
Chromium	**0.0016**	**J**	0.0020	0.0012	mg/L		02/13/24 04:51	02/13/24 22:48	1
Cobalt	<0.00022		0.0025	0.00022	mg/L		02/13/24 04:51	02/13/24 22:48	1
Copper	<0.0011		0.0020	0.0011	mg/L		02/13/24 04:51	02/13/24 22:48	1
Lead	<0.00021		0.0010	0.00021	mg/L		02/13/24 04:51	02/13/24 22:48	1
Nickel	**0.00080**	**J**	0.0010	0.00042	mg/L		02/13/24 04:51	02/13/24 22:48	1
Selenium	<0.00099		0.0050	0.00099	mg/L		02/13/24 04:51	02/13/24 22:48	1
Silver	<0.00039		0.0010	0.00039	mg/L		02/13/24 04:51	02/13/24 22:48	1
Thallium	<0.00026		0.0010	0.00026	mg/L		02/13/24 04:51	02/13/24 22:48	1
Vanadium	**0.0011**	**J**	0.0020	0.00063	mg/L		02/13/24 04:51	02/13/24 22:48	1
Zinc	<0.0028		0.0050	0.0028	mg/L		02/13/24 04:51	02/13/24 22:48	1

General Chemistry

Analyte	Result	Qualifier	RL	MDL	Unit	D	Prepared	Analyzed	Dil Fac
Total Dissolved Solids (SM 2540C-2011)	**48**		10	10	mg/L			02/14/24 10:53	1

Client Sample ID: MCI-GWC-20

Lab Sample ID: 680-246463-16

Date Collected: 02/07/24 16:47

Matrix: Water

Date Received: 02/08/24 12:35

Method: MCAWW 300.0-1993 R2.1 - Anions, Ion Chromatography

Analyte	Result	Qualifier	RL	MDL	Unit	D	Prepared	Analyzed	Dil Fac
Chloride	**7.3**		1.0	0.20	mg/L			02/09/24 21:00	1
Fluoride	**0.056**	**J**	0.10	0.040	mg/L			02/09/24 21:00	1
Sulfate	**0.50**	**J**	1.0	0.40	mg/L			02/09/24 21:00	1

Method: SW846 6020B - Metals (ICP/MS) - Total Recoverable

Analyte	Result	Qualifier	RL	MDL	Unit	D	Prepared	Analyzed	Dil Fac
Antimony	<0.00034		0.0020	0.00034	mg/L		02/13/24 04:51	02/13/24 22:51	1
Arsenic	<0.00086		0.0010	0.00086	mg/L		02/13/24 04:51	02/13/24 22:51	1
Barium	**0.016**		0.010	0.00089	mg/L		02/13/24 04:51	02/13/24 22:51	1
Beryllium	<0.00020		0.0025	0.00020	mg/L		02/13/24 04:51	02/13/24 22:51	1
Boron	<0.022		0.080	0.022	mg/L		02/13/24 04:51	02/13/24 22:51	1
Cadmium	**0.00013**	**J**	0.0025	0.000078	mg/L		02/13/24 04:51	02/13/24 22:51	1
Calcium	**1.4**		0.50	0.14	mg/L		02/13/24 04:51	02/13/24 22:51	1
Chromium	<0.0012		0.0020	0.0012	mg/L		02/13/24 04:51	02/13/24 22:51	1
Cobalt	**0.00078**	**J**	0.0025	0.00022	mg/L		02/13/24 04:51	02/13/24 22:51	1
Copper	<0.0011		0.0020	0.0011	mg/L		02/13/24 04:51	02/13/24 22:51	1
Lead	<0.00021		0.0010	0.00021	mg/L		02/13/24 04:51	02/13/24 22:51	1
Nickel	<0.00042		0.0010	0.00042	mg/L		02/13/24 04:51	02/13/24 22:51	1
Selenium	<0.00099		0.0050	0.00099	mg/L		02/13/24 04:51	02/13/24 22:51	1
Silver	<0.00039		0.0010	0.00039	mg/L		02/13/24 04:51	02/13/24 22:51	1
Thallium	<0.00026		0.0010	0.00026	mg/L		02/13/24 04:51	02/13/24 22:51	1
Vanadium	**0.00081**	**J**	0.0020	0.00063	mg/L		02/13/24 04:51	02/13/24 22:51	1
Zinc	<0.0028		0.0050	0.0028	mg/L		02/13/24 04:51	02/13/24 22:51	1

General Chemistry

Analyte	Result	Qualifier	RL	MDL	Unit	D	Prepared	Analyzed	Dil Fac
Total Dissolved Solids (SM 2540C-2011)	**33**		10	10	mg/L			02/14/24 10:53	1

Client Sample ID: MCI-GWC-21

Lab Sample ID: 680-246463-17

Date Collected: 02/07/24 15:55

Matrix: Water

Date Received: 02/08/24 12:35

Method: MCAWW 300.0-1993 R2.1 - Anions, Ion Chromatography

Analyte	Result	Qualifier	RL	MDL	Unit	D	Prepared	Analyzed	Dil Fac
Chloride	**5.9**		1.0	0.20	mg/L			02/09/24 21:53	1
Fluoride	<0.040		0.10	0.040	mg/L			02/09/24 21:53	1
Sulfate	**0.40**	**J**	1.0	0.40	mg/L			02/09/24 21:53	1

Method: SW846 6020B - Metals (ICP/MS) - Total Recoverable

Analyte	Result	Qualifier	RL	MDL	Unit	D	Prepared	Analyzed	Dil Fac
Antimony	<0.00034		0.0020	0.00034	mg/L		02/13/24 04:51	02/13/24 23:00	1
Arsenic	<0.00086		0.0010	0.00086	mg/L		02/13/24 04:51	02/13/24 23:00	1
Barium	**0.020**		0.010	0.00089	mg/L		02/13/24 04:51	02/13/24 23:00	1
Beryllium	<0.00020		0.0025	0.00020	mg/L		02/13/24 04:51	02/13/24 23:00	1
Boron	**0.024**	**J**	0.080	0.022	mg/L		02/13/24 04:51	02/13/24 23:00	1
Cadmium	**0.00012**	**J**	0.0025	0.000078	mg/L		02/13/24 04:51	02/13/24 23:00	1
Calcium	**1.0**		0.50	0.14	mg/L		02/13/24 04:51	02/13/24 23:00	1
Chromium	<0.0012		0.0020	0.0012	mg/L		02/13/24 04:51	02/13/24 23:00	1
Cobalt	**0.00080**	**J**	0.0025	0.00022	mg/L		02/13/24 04:51	02/13/24 23:00	1
Copper	<0.0011		0.0020	0.0011	mg/L		02/13/24 04:51	02/13/24 23:00	1

Client Sample ID: MCI-GWC-21

Lab Sample ID: 680-246463-17

Date Collected: 02/07/24 15:55

Matrix: Water

Date Received: 02/08/24 12:35

Method: SW846 6020B - Metals (ICP/MS) - Total Recoverable (Continued)

Analyte	Result	Qualifier	RL	MDL	Unit	D	Prepared	Analyzed	Dil Fac
Lead	<0.00021		0.0010	0.00021	mg/L		02/13/24 04:51	02/13/24 23:00	1
Nickel	<0.00042		0.0010	0.00042	mg/L		02/13/24 04:51	02/13/24 23:00	1
Selenium	<0.00099		0.0050	0.00099	mg/L		02/13/24 04:51	02/13/24 23:00	1
Silver	<0.00039		0.0010	0.00039	mg/L		02/13/24 04:51	02/13/24 23:00	1
Thallium	<0.00026		0.0010	0.00026	mg/L		02/13/24 04:51	02/13/24 23:00	1
Vanadium	<0.00063		0.0020	0.00063	mg/L		02/13/24 04:51	02/13/24 23:00	1
Zinc	<0.0028		0.0050	0.0028	mg/L		02/13/24 04:51	02/13/24 23:00	1

General Chemistry

Analyte	Result	Qualifier	RL	MDL	Unit	D	Prepared	Analyzed	Dil Fac
Total Dissolved Solids (SM 2540C-2011)	28		10	10	mg/L			02/14/24 10:53	1

Client Sample ID: MCI-GWC-23

Lab Sample ID: 680-246463-18

Date Collected: 02/07/24 15:22

Matrix: Water

Date Received: 02/08/24 12:35

Method: MCAWW 300.0-1993 R2.1 - Anions, Ion Chromatography

Analyte	Result	Qualifier	RL	MDL	Unit	D	Prepared	Analyzed	Dil Fac
Chloride	4.9		1.0	0.20	mg/L			02/09/24 22:25	1
Fluoride	<0.040		0.10	0.040	mg/L			02/09/24 22:25	1
Sulfate	1.7		1.0	0.40	mg/L			02/09/24 22:25	1

Method: SW846 6020B - Metals (ICP/MS) - Total Recoverable

Analyte	Result	Qualifier	RL	MDL	Unit	D	Prepared	Analyzed	Dil Fac
Antimony	<0.00034		0.0020	0.00034	mg/L		02/13/24 04:51	02/13/24 23:02	1
Arsenic	<0.00086		0.0010	0.00086	mg/L		02/13/24 04:51	02/13/24 23:02	1
Barium	0.020		0.010	0.00089	mg/L		02/13/24 04:51	02/13/24 23:02	1
Beryllium	<0.00020		0.0025	0.00020	mg/L		02/13/24 04:51	02/13/24 23:02	1
Boron	<0.022		0.080	0.022	mg/L		02/13/24 04:51	02/13/24 23:02	1
Cadmium	<0.000078		0.0025	0.000078	mg/L		02/13/24 04:51	02/13/24 23:02	1
Calcium	1.6		0.50	0.14	mg/L		02/13/24 04:51	02/13/24 23:02	1
Chromium	0.0029		0.0020	0.0012	mg/L		02/13/24 04:51	02/13/24 23:02	1
Cobalt	0.0012	J	0.0025	0.00022	mg/L		02/13/24 04:51	02/13/24 23:02	1
Copper	<0.0011		0.0020	0.0011	mg/L		02/13/24 04:51	02/13/24 23:02	1
Lead	<0.00021		0.0010	0.00021	mg/L		02/13/24 04:51	02/13/24 23:02	1
Nickel	0.00065	J	0.0010	0.00042	mg/L		02/13/24 04:51	02/13/24 23:02	1
Selenium	<0.00099		0.0050	0.00099	mg/L		02/13/24 04:51	02/13/24 23:02	1
Silver	<0.00039		0.0010	0.00039	mg/L		02/13/24 04:51	02/13/24 23:02	1
Thallium	<0.00026		0.0010	0.00026	mg/L		02/13/24 04:51	02/13/24 23:02	1
Vanadium	0.00083	J	0.0020	0.00063	mg/L		02/13/24 04:51	02/13/24 23:02	1
Zinc	0.0035	J	0.0050	0.0028	mg/L		02/13/24 04:51	02/13/24 23:02	1

General Chemistry

Analyte	Result	Qualifier	RL	MDL	Unit	D	Prepared	Analyzed	Dil Fac
Total Dissolved Solids (SM 2540C-2011)	33		10	10	mg/L			02/14/24 10:53	1

Client Sample ID: MCI-LF4-FD-03

Lab Sample ID: 680-246463-19

Date Collected: 02/07/24 00:00

Matrix: Water

Date Received: 02/08/24 12:35

Method: MCAWW 300.0-1993 R2.1 - Anions, Ion Chromatography

Analyte	Result	Qualifier	RL	MDL	Unit	D	Prepared	Analyzed	Dil Fac
Chloride	**7.3**		1.0	0.20	mg/L			02/09/24 22:36	1
Fluoride	**0.071**	**J**	0.10	0.040	mg/L			02/09/24 22:36	1
Sulfate	<0.40		1.0	0.40	mg/L			02/09/24 22:36	1

Method: SW846 6020B - Metals (ICP/MS) - Total Recoverable

Analyte	Result	Qualifier	RL	MDL	Unit	D	Prepared	Analyzed	Dil Fac
Antimony	<0.00034		0.0020	0.00034	mg/L		02/13/24 04:51	02/13/24 23:05	1
Arsenic	**0.00095**	**J**	0.0010	0.00086	mg/L		02/13/24 04:51	02/13/24 23:05	1
Barium	**0.023**		0.010	0.00089	mg/L		02/13/24 04:51	02/13/24 23:05	1
Beryllium	<0.00020		0.0025	0.00020	mg/L		02/13/24 04:51	02/13/24 23:05	1
Boron	**0.030**	**J**	0.080	0.022	mg/L		02/13/24 04:51	02/13/24 23:05	1
Cadmium	**0.00011**	**J**	0.0025	0.000078	mg/L		02/13/24 04:51	02/13/24 23:05	1
Calcium	**3.1**		0.50	0.14	mg/L		02/13/24 04:51	02/13/24 23:05	1
Chromium	<0.0012		0.0020	0.0012	mg/L		02/13/24 04:51	02/13/24 23:05	1
Cobalt	<0.00022		0.0025	0.00022	mg/L		02/13/24 04:51	02/13/24 23:05	1
Copper	<0.0011		0.0020	0.0011	mg/L		02/13/24 04:51	02/13/24 23:05	1
Lead	<0.00021		0.0010	0.00021	mg/L		02/13/24 04:51	02/13/24 23:05	1
Nickel	<0.00042		0.0010	0.00042	mg/L		02/13/24 04:51	02/13/24 23:05	1
Selenium	<0.00099		0.0050	0.00099	mg/L		02/13/24 04:51	02/13/24 23:05	1
Silver	<0.00039		0.0010	0.00039	mg/L		02/13/24 04:51	02/13/24 23:05	1
Thallium	<0.00026		0.0010	0.00026	mg/L		02/13/24 04:51	02/13/24 23:05	1
Vanadium	**0.0012**	**J**	0.0020	0.00063	mg/L		02/13/24 04:51	02/13/24 23:05	1
Zinc	<0.0028		0.0050	0.0028	mg/L		02/13/24 04:51	02/13/24 23:05	1

General Chemistry

Analyte	Result	Qualifier	RL	MDL	Unit	D	Prepared	Analyzed	Dil Fac
Total Dissolved Solids (SM 2540C-2011)	**46**		10	10	mg/L			02/14/24 10:53	1

Client Sample ID: MCI-LF4-FD-04

Lab Sample ID: 680-246463-20

Date Collected: 02/07/24 00:00

Matrix: Water

Date Received: 02/08/24 12:35

Method: MCAWW 300.0-1993 R2.1 - Anions, Ion Chromatography

Analyte	Result	Qualifier	RL	MDL	Unit	D	Prepared	Analyzed	Dil Fac
Chloride	**7.3**		1.0	0.20	mg/L			02/09/24 22:47	1
Fluoride	**0.054**	**J**	0.10	0.040	mg/L			02/09/24 22:47	1
Sulfate	**0.52**	**J**	1.0	0.40	mg/L			02/09/24 22:47	1

Method: SW846 6020B - Metals (ICP/MS) - Total Recoverable

Analyte	Result	Qualifier	RL	MDL	Unit	D	Prepared	Analyzed	Dil Fac
Antimony	<0.00034		0.0020	0.00034	mg/L		02/13/24 04:51	02/13/24 23:08	1
Arsenic	<0.00086		0.0010	0.00086	mg/L		02/13/24 04:51	02/13/24 23:08	1
Barium	**0.016**		0.010	0.00089	mg/L		02/13/24 04:51	02/13/24 23:08	1
Beryllium	<0.00020		0.0025	0.00020	mg/L		02/13/24 04:51	02/13/24 23:08	1
Boron	<0.022		0.080	0.022	mg/L		02/13/24 04:51	02/13/24 23:08	1
Cadmium	**0.00011**	**J**	0.0025	0.000078	mg/L		02/13/24 04:51	02/13/24 23:08	1
Calcium	**1.4**		0.50	0.14	mg/L		02/13/24 04:51	02/13/24 23:08	1
Chromium	<0.0012		0.0020	0.0012	mg/L		02/13/24 04:51	02/13/24 23:08	1
Cobalt	**0.00076**	**J**	0.0025	0.00022	mg/L		02/13/24 04:51	02/13/24 23:08	1
Copper	<0.0011		0.0020	0.0011	mg/L		02/13/24 04:51	02/13/24 23:08	1

Client Sample ID: MCI-LF4-FD-04

Lab Sample ID: 680-246463-20

Date Collected: 02/07/24 00:00

Matrix: Water

Date Received: 02/08/24 12:35

Method: SW846 6020B - Metals (ICP/MS) - Total Recoverable (Continued)

Analyte	Result	Qualifier	RL	MDL	Unit	D	Prepared	Analyzed	Dil Fac
Lead	<0.00021		0.0010	0.00021	mg/L		02/13/24 04:51	02/13/24 23:08	1
Nickel	<0.00042		0.0010	0.00042	mg/L		02/13/24 04:51	02/13/24 23:08	1
Selenium	<0.00099		0.0050	0.00099	mg/L		02/13/24 04:51	02/13/24 23:08	1
Silver	<0.00039		0.0010	0.00039	mg/L		02/13/24 04:51	02/13/24 23:08	1
Thallium	<0.00026		0.0010	0.00026	mg/L		02/13/24 04:51	02/13/24 23:08	1
Vanadium	**0.00068**	**J**	0.0020	0.00063	mg/L		02/13/24 04:51	02/13/24 23:08	1
Zinc	**0.0029**	**J**	0.0050	0.0028	mg/L		02/13/24 04:51	02/13/24 23:08	1

General Chemistry

Analyte	Result	Qualifier	RL	MDL	Unit	D	Prepared	Analyzed	Dil Fac
Total Dissolved Solids (SM 2540C-2011)	**35**		10	10	mg/L			02/14/24 10:53	1

Client Sample ID: MCI-LF4-FB-05

Lab Sample ID: 680-246463-21

Date Collected: 02/07/24 10:15

Matrix: Water

Date Received: 02/08/24 12:35

Method: MCAWW 300.0-1993 R2.1 - Anions, Ion Chromatography

Analyte	Result	Qualifier	RL	MDL	Unit	D	Prepared	Analyzed	Dil Fac
Chloride	<0.20		1.0	0.20	mg/L			02/09/24 22:57	1
Fluoride	<0.040		0.10	0.040	mg/L			02/09/24 22:57	1
Sulfate	<0.40		1.0	0.40	mg/L			02/09/24 22:57	1

Method: SW846 6020B - Metals (ICP/MS) - Total Recoverable

Analyte	Result	Qualifier	RL	MDL	Unit	D	Prepared	Analyzed	Dil Fac
Antimony	<0.00034		0.0020	0.00034	mg/L		02/13/24 06:13	02/13/24 14:27	1
Arsenic	<0.00086		0.0010	0.00086	mg/L		02/13/24 06:13	02/13/24 14:27	1
Barium	<0.00089		0.010	0.00089	mg/L		02/13/24 06:13	02/13/24 14:27	1
Beryllium	<0.00020		0.0025	0.00020	mg/L		02/13/24 06:13	02/13/24 14:27	1
Boron	<0.022		0.080	0.022	mg/L		02/13/24 06:13	02/13/24 14:27	1
Cadmium	<0.000078		0.0025	0.000078	mg/L		02/13/24 06:13	02/13/24 14:27	1
Calcium	<0.14		0.50	0.14	mg/L		02/13/24 06:13	02/13/24 14:27	1
Chromium	<0.0012		0.0020	0.0012	mg/L		02/13/24 06:13	02/13/24 14:27	1
Cobalt	<0.00022		0.0025	0.00022	mg/L		02/13/24 06:13	02/13/24 14:27	1
Copper	<0.0011		0.0020	0.0011	mg/L		02/13/24 06:13	02/13/24 14:27	1
Lead	<0.00021		0.0010	0.00021	mg/L		02/13/24 06:13	02/13/24 14:27	1
Nickel	<0.00042		0.0010	0.00042	mg/L		02/13/24 06:13	02/13/24 20:56	1
Selenium	<0.00099		0.0050	0.00099	mg/L		02/13/24 06:13	02/13/24 14:27	1
Silver	<0.00039		0.0010	0.00039	mg/L		02/13/24 06:13	02/13/24 14:27	1
Thallium	<0.00026		0.0010	0.00026	mg/L		02/13/24 06:13	02/13/24 14:27	1
Vanadium	<0.00063		0.0020	0.00063	mg/L		02/13/24 06:13	02/13/24 14:27	1
Zinc	<0.0028		0.0050	0.0028	mg/L		02/13/24 06:13	02/13/24 14:27	1

General Chemistry

Analyte	Result	Qualifier	RL	MDL	Unit	D	Prepared	Analyzed	Dil Fac
Total Dissolved Solids (SM 2540C-2011)	<10		10	10	mg/L			02/14/24 10:53	1

Client Sample ID: MCI-LF4-FB-06

Lab Sample ID: 680-246463-22

Date Collected: 02/08/24 09:40

Matrix: Water

Date Received: 02/08/24 12:35

Method: MCAWW 300.0-1993 R2.1 - Anions, Ion Chromatography

Analyte	Result	Qualifier	RL	MDL	Unit	D	Prepared	Analyzed	Dil Fac
Chloride	<0.20		1.0	0.20	mg/L			02/09/24 23:08	1
Fluoride	<0.040		0.10	0.040	mg/L			02/09/24 23:08	1
Sulfate	<0.40		1.0	0.40	mg/L			02/09/24 23:08	1

Method: SW846 6020B - Metals (ICP/MS) - Total Recoverable

Analyte	Result	Qualifier	RL	MDL	Unit	D	Prepared	Analyzed	Dil Fac
Antimony	<0.00034		0.0020	0.00034	mg/L		02/13/24 06:13	02/13/24 14:36	1
Arsenic	<0.00086		0.0010	0.00086	mg/L		02/13/24 06:13	02/13/24 14:36	1
Barium	<0.00089		0.010	0.00089	mg/L		02/13/24 06:13	02/13/24 14:36	1
Beryllium	<0.00020		0.0025	0.00020	mg/L		02/13/24 06:13	02/13/24 14:36	1
Boron	<0.022		0.080	0.022	mg/L		02/13/24 06:13	02/13/24 14:36	1
Cadmium	<0.000078		0.0025	0.000078	mg/L		02/13/24 06:13	02/13/24 14:36	1
Calcium	<0.14		0.50	0.14	mg/L		02/13/24 06:13	02/13/24 14:36	1
Chromium	<0.0012		0.0020	0.0012	mg/L		02/13/24 06:13	02/13/24 14:36	1
Cobalt	<0.00022		0.0025	0.00022	mg/L		02/13/24 06:13	02/13/24 14:36	1
Copper	<0.0011		0.0020	0.0011	mg/L		02/13/24 06:13	02/13/24 14:36	1
Lead	<0.00021		0.0010	0.00021	mg/L		02/13/24 06:13	02/13/24 14:36	1
Nickel	<0.00042		0.0010	0.00042	mg/L		02/13/24 06:13	02/13/24 21:05	1
Selenium	<0.00099		0.0050	0.00099	mg/L		02/13/24 06:13	02/13/24 14:36	1
Silver	<0.00039		0.0010	0.00039	mg/L		02/13/24 06:13	02/13/24 14:36	1
Thallium	<0.00026		0.0010	0.00026	mg/L		02/13/24 06:13	02/13/24 14:36	1
Vanadium	<0.00063		0.0020	0.00063	mg/L		02/13/24 06:13	02/13/24 14:36	1
Zinc	<0.0028		0.0050	0.0028	mg/L		02/13/24 06:13	02/13/24 14:36	1

General Chemistry

Analyte	Result	Qualifier	RL	MDL	Unit	D	Prepared	Analyzed	Dil Fac
Total Dissolved Solids (SM 2540C-2011)	<10		10	10	mg/L			02/14/24 10:53	1

Client Sample ID: MCI-LF4-EB-07

Lab Sample ID: 680-246463-23

Date Collected: 02/07/24 12:55

Matrix: Water

Date Received: 02/08/24 12:35

Method: MCAWW 300.0-1993 R2.1 - Anions, Ion Chromatography

Analyte	Result	Qualifier	RL	MDL	Unit	D	Prepared	Analyzed	Dil Fac
Chloride	<0.20		1.0	0.20	mg/L			02/09/24 23:19	1
Fluoride	<0.040		0.10	0.040	mg/L			02/09/24 23:19	1
Sulfate	<0.40		1.0	0.40	mg/L			02/09/24 23:19	1

Method: SW846 6020B - Metals (ICP/MS) - Total Recoverable

Analyte	Result	Qualifier	RL	MDL	Unit	D	Prepared	Analyzed	Dil Fac
Antimony	<0.00034		0.0020	0.00034	mg/L		02/13/24 06:13	02/13/24 14:39	1
Arsenic	<0.00086		0.0010	0.00086	mg/L		02/13/24 06:13	02/13/24 14:39	1
Barium	<0.00089		0.010	0.00089	mg/L		02/13/24 06:13	02/13/24 14:39	1
Beryllium	<0.00020		0.0025	0.00020	mg/L		02/13/24 06:13	02/13/24 14:39	1
Boron	<0.022		0.080	0.022	mg/L		02/13/24 06:13	02/13/24 14:39	1
Cadmium	<0.000078		0.0025	0.000078	mg/L		02/13/24 06:13	02/13/24 14:39	1
Calcium	<0.14		0.50	0.14	mg/L		02/13/24 06:13	02/13/24 14:39	1
Chromium	<0.0012		0.0020	0.0012	mg/L		02/13/24 06:13	02/13/24 14:39	1
Cobalt	<0.00022		0.0025	0.00022	mg/L		02/13/24 06:13	02/13/24 14:39	1
Copper	<0.0011		0.0020	0.0011	mg/L		02/13/24 06:13	02/13/24 14:39	1

Client Sample ID: MCI-LF4-EB-07

Lab Sample ID: 680-246463-23

Date Collected: 02/07/24 12:55

Matrix: Water

Date Received: 02/08/24 12:35

Method: SW846 6020B - Metals (ICP/MS) - Total Recoverable (Continued)

Analyte	Result	Qualifier	RL	MDL	Unit	D	Prepared	Analyzed	Dil Fac
Lead	**0.00026**	**J**	0.0010	0.00021	mg/L		02/13/24 06:13	02/13/24 14:39	1
Nickel	<0.00042		0.0010	0.00042	mg/L		02/13/24 06:13	02/13/24 21:08	1
Selenium	<0.00099		0.0050	0.00099	mg/L		02/13/24 06:13	02/13/24 14:39	1
Silver	<0.00039		0.0010	0.00039	mg/L		02/13/24 06:13	02/13/24 14:39	1
Thallium	<0.00026		0.0010	0.00026	mg/L		02/13/24 06:13	02/13/24 14:39	1
Vanadium	<0.00063		0.0020	0.00063	mg/L		02/13/24 06:13	02/13/24 14:39	1
Zinc	<0.0028		0.0050	0.0028	mg/L		02/13/24 06:13	02/13/24 14:39	1

General Chemistry

Analyte	Result	Qualifier	RL	MDL	Unit	D	Prepared	Analyzed	Dil Fac
Total Dissolved Solids (SM 2540C-2011)	<10		10	10	mg/L			02/14/24 10:53	1

Client Sample ID: MCI-LF4-EB-08

Lab Sample ID: 680-246463-24

Date Collected: 02/07/24 15:00

Matrix: Water

Date Received: 02/08/24 12:35

Method: MCAWW 300.0-1993 R2.1 - Anions, Ion Chromatography

Analyte	Result	Qualifier	RL	MDL	Unit	D	Prepared	Analyzed	Dil Fac
Chloride	<0.20		1.0	0.20	mg/L			02/09/24 23:29	1
Fluoride	<0.040		0.10	0.040	mg/L			02/09/24 23:29	1
Sulfate	<0.40		1.0	0.40	mg/L			02/09/24 23:29	1

Method: SW846 6020B - Metals (ICP/MS) - Total Recoverable

Analyte	Result	Qualifier	RL	MDL	Unit	D	Prepared	Analyzed	Dil Fac
Antimony	<0.00034		0.0020	0.00034	mg/L		02/13/24 06:13	02/13/24 14:42	1
Arsenic	<0.00086		0.0010	0.00086	mg/L		02/13/24 06:13	02/13/24 14:42	1
Barium	<0.00089		0.010	0.00089	mg/L		02/13/24 06:13	02/13/24 14:42	1
Beryllium	<0.00020		0.0025	0.00020	mg/L		02/13/24 06:13	02/13/24 14:42	1
Boron	<0.022		0.080	0.022	mg/L		02/13/24 06:13	02/13/24 14:42	1
Cadmium	<0.000078		0.0025	0.000078	mg/L		02/13/24 06:13	02/13/24 14:42	1
Calcium	<0.14		0.50	0.14	mg/L		02/13/24 06:13	02/13/24 14:42	1
Chromium	<0.0012		0.0020	0.0012	mg/L		02/13/24 06:13	02/13/24 14:42	1
Cobalt	<0.00022		0.0025	0.00022	mg/L		02/13/24 06:13	02/13/24 14:42	1
Copper	<0.0011		0.0020	0.0011	mg/L		02/13/24 06:13	02/13/24 14:42	1
Lead	**0.00099**	**J**	0.0010	0.00021	mg/L		02/13/24 06:13	02/13/24 14:42	1
Nickel	<0.00042		0.0010	0.00042	mg/L		02/13/24 06:13	02/13/24 21:10	1
Selenium	<0.00099		0.0050	0.00099	mg/L		02/13/24 06:13	02/13/24 14:42	1
Silver	<0.00039		0.0010	0.00039	mg/L		02/13/24 06:13	02/13/24 14:42	1
Thallium	<0.00026		0.0010	0.00026	mg/L		02/13/24 06:13	02/13/24 14:42	1
Vanadium	<0.00063		0.0020	0.00063	mg/L		02/13/24 06:13	02/13/24 14:42	1
Zinc	<0.0028		0.0050	0.0028	mg/L		02/13/24 06:13	02/13/24 14:42	1

General Chemistry

Analyte	Result	Qualifier	RL	MDL	Unit	D	Prepared	Analyzed	Dil Fac
Total Dissolved Solids (SM 2540C-2011)	<10		10	10	mg/L			02/14/24 10:53	1

Client: Southern Company
Project/Site: Plant McIntosh Landfill 4

Job ID: 680-246463-1

Client Sample ID: MCI-GWC-12

Date Collected: 02/08/24 10:25
Date Received: 02/08/24 12:35

Lab Sample ID: 680-246463-25

Matrix: Water

Method: MCAWW 300.0-1993 R2.1 - Anions, Ion Chromatography

Analyte	Result	Qualifier	RL	MDL	Unit	D	Prepared	Analyzed	Dil Fac
Chloride	**3.6**		1.0	0.20	mg/L			02/09/24 23:40	1
Fluoride	<0.040		0.10	0.040	mg/L			02/09/24 23:40	1
Sulfate	**0.40**	**J**	1.0	0.40	mg/L			02/09/24 23:40	1

Method: SW846 6020B - Metals (ICP/MS) - Total Recoverable

Analyte	Result	Qualifier	RL	MDL	Unit	D	Prepared	Analyzed	Dil Fac
Antimony	<0.00034		0.0020	0.00034	mg/L		02/28/24 05:50	02/28/24 22:22	1
Arsenic	<0.00086		0.0010	0.00086	mg/L		02/28/24 05:50	02/28/24 22:22	1
Barium	**0.011**		0.010	0.00089	mg/L		02/28/24 05:50	02/28/24 22:22	1
Beryllium	**0.00022**	**J**	0.0025	0.00020	mg/L		02/28/24 05:50	02/28/24 22:22	1
Boron	<0.022		0.080	0.022	mg/L		02/13/24 06:13	02/13/24 21:13	1
Cadmium	<0.000078		0.0025	0.000078	mg/L		02/28/24 05:50	02/28/24 22:22	1
Calcium	**0.73**		0.50	0.14	mg/L		02/28/24 05:50	02/28/24 22:22	1
Chromium	**0.0020**		0.0020	0.0012	mg/L		02/28/24 05:50	02/28/24 22:22	1
Cobalt	**0.00062**	**J**	0.0025	0.00022	mg/L		02/28/24 05:50	02/28/24 22:22	1
Copper	<0.0011		0.0020	0.0011	mg/L		02/28/24 05:50	02/28/24 22:22	1
Lead	<0.00021		0.0010	0.00021	mg/L		02/28/24 05:50	02/28/24 22:22	1
Nickel	**0.0014**	**B**	0.0010	0.00042	mg/L		02/28/24 05:50	02/28/24 22:22	1
Selenium	<0.00099		0.0050	0.00099	mg/L		02/28/24 05:50	02/28/24 22:22	1
Silver	<0.00039		0.0010	0.00039	mg/L		02/28/24 05:50	02/28/24 22:22	1
Thallium	<0.00026		0.0010	0.00026	mg/L		02/28/24 05:50	02/28/24 22:22	1
Vanadium	<0.00063		0.0020	0.00063	mg/L		02/28/24 05:50	02/28/24 22:22	1
Zinc	**0.0040**	**J B**	0.0050	0.0028	mg/L		02/28/24 05:50	02/28/24 22:22	1

General Chemistry

Analyte	Result	Qualifier	RL	MDL	Unit	D	Prepared	Analyzed	Dil Fac
Total Dissolved Solids (SM 2540C-2011)	**23**		10	10	mg/L			02/14/24 10:53	1

Method: 300.0-1993 R2.1 - Anions, Ion Chromatography

Lab Sample ID: MB 680-821950/2
Matrix: Water
Analysis Batch: 821950

Client Sample ID: Method Blank
Prep Type: Total/NA

Analyte	MB Result	MB Qualifier	RL	MDL	Unit	D	Prepared	Analyzed	Dil Fac
Chloride	<0.20		1.0	0.20	mg/L			02/09/24 12:35	1
Fluoride	<0.040		0.10	0.040	mg/L			02/09/24 12:35	1
Sulfate	<0.40		1.0	0.40	mg/L			02/09/24 12:35	1

Lab Sample ID: LCS 680-821950/4
Matrix: Water
Analysis Batch: 821950

Client Sample ID: Lab Control Sample
Prep Type: Total/NA

Analyte	Spike Added	LCS Result	LCS Qualifier	Unit	D	%Rec	%Rec Limits
Chloride	10.0	9.88		mg/L		99	90 - 110
Fluoride	2.00	1.95		mg/L		98	90 - 110
Sulfate	10.0	9.78		mg/L		98	90 - 110

Lab Sample ID: LCSD 680-821950/5
Matrix: Water
Analysis Batch: 821950

Client Sample ID: Lab Control Sample Dup
Prep Type: Total/NA

Analyte	Spike Added	LCSD Result	LCSD Qualifier	Unit	D	%Rec	%Rec Limits	RPD	RPD Limit
Chloride	10.0	9.88		mg/L		99	90 - 110	0	15
Fluoride	2.00	1.95		mg/L		98	90 - 110	0	15
Sulfate	10.0	9.72		mg/L		97	90 - 110	1	15

Lab Sample ID: 680-246376-D-24 MS
Matrix: Water
Analysis Batch: 821950

Client Sample ID: Matrix Spike
Prep Type: Total/NA

Analyte	Sample Result	Sample Qualifier	Spike Added	MS Result	MS Qualifier	Unit	D	%Rec	%Rec Limits
Chloride	11		10.0	21.5		mg/L		100	80 - 120
Fluoride	<0.040		2.00	2.18		mg/L		109	80 - 120
Sulfate	7.3		10.0	18.4		mg/L		111	80 - 120

Lab Sample ID: 680-246376-D-24 MSD
Matrix: Water
Analysis Batch: 821950

Client Sample ID: Matrix Spike Duplicate
Prep Type: Total/NA

Analyte	Sample Result	Sample Qualifier	Spike Added	MSD Result	MSD Qualifier	Unit	D	%Rec	%Rec Limits	RPD	RPD Limit
Chloride	11		10.0	21.8		mg/L		103	80 - 120	1	15
Fluoride	<0.040		2.00	2.24		mg/L		112	80 - 120	3	15
Sulfate	7.3		10.0	18.6		mg/L		112	80 - 120	1	15

Lab Sample ID: MB 680-821951/33
Matrix: Water
Analysis Batch: 821951

Client Sample ID: Method Blank
Prep Type: Total/NA

Analyte	MB Result	MB Qualifier	RL	MDL	Unit	D	Prepared	Analyzed	Dil Fac
Chloride	<0.20		1.0	0.20	mg/L			02/09/24 21:21	1
Fluoride	<0.040		0.10	0.040	mg/L			02/09/24 21:21	1
Sulfate	<0.40		1.0	0.40	mg/L			02/09/24 21:21	1

Method: 300.0-1993 R2.1 - Anions, Ion Chromatography (Continued)

Lab Sample ID: LCS 680-821951/34
Matrix: Water
Analysis Batch: 821951

Client Sample ID: Lab Control Sample
Prep Type: Total/NA

Analyte	Spike Added	LCS Result	LCS Qualifier	Unit	D	%Rec	%Rec Limits
Chloride	10.0	9.82		mg/L		98	90 - 110
Fluoride	2.00	2.01		mg/L		101	90 - 110
Sulfate	10.0	9.55		mg/L		96	90 - 110

Lab Sample ID: LCSD 680-821951/35
Matrix: Water
Analysis Batch: 821951

Client Sample ID: Lab Control Sample Dup
Prep Type: Total/NA

Analyte	Spike Added	LCSD Result	LCSD Qualifier	Unit	D	%Rec	%Rec Limits	RPD	RPD Limit
Chloride	10.0	9.85		mg/L		99	90 - 110	0	15
Fluoride	2.00	2.01		mg/L		101	90 - 110	0	15
Sulfate	10.0	9.63		mg/L		96	90 - 110	1	15

Lab Sample ID: 680-246463-17 MS
Matrix: Water
Analysis Batch: 821951

Client Sample ID: MCI-GWC-21
Prep Type: Total/NA

Analyte	Sample Result	Sample Qualifier	Spike Added	MS Result	MS Qualifier	Unit	D	%Rec	%Rec Limits
Chloride	5.9		10.0	16.0		mg/L		101	80 - 120
Fluoride	<0.040		2.00	2.24		mg/L		112	80 - 120
Sulfate	0.40	J	10.0	10.5		mg/L		105	80 - 120

Lab Sample ID: 680-246463-17 MSD
Matrix: Water
Analysis Batch: 821951

Client Sample ID: MCI-GWC-21
Prep Type: Total/NA

Analyte	Sample Result	Sample Qualifier	Spike Added	MSD Result	MSD Qualifier	Unit	D	%Rec	%Rec Limits	RPD	RPD Limit
Chloride	5.9		10.0	15.8		mg/L		99	80 - 120	1	15
Fluoride	<0.040		2.00	2.14		mg/L		107	80 - 120	5	15
Sulfate	0.40	J	10.0	10.2		mg/L		102	80 - 120	3	15

Lab Sample ID: MB 680-821992/80
Matrix: Water
Analysis Batch: 821992

Client Sample ID: Method Blank
Prep Type: Total/NA

Analyte	MB Result	MB Qualifier	RL	MDL	Unit	D	Prepared	Analyzed	Dil Fac
Chloride	<0.20		1.0	0.20	mg/L			02/09/24 18:31	1
Fluoride	<0.040		0.10	0.040	mg/L			02/09/24 18:31	1
Sulfate	<0.40		1.0	0.40	mg/L			02/09/24 18:31	1

Lab Sample ID: LCS 680-821992/89
Matrix: Water
Analysis Batch: 821992

Client Sample ID: Lab Control Sample
Prep Type: Total/NA

Analyte	Spike Added	LCS Result	LCS Qualifier	Unit	D	%Rec	%Rec Limits
Chloride	10.0	9.84		mg/L		98	90 - 110
Fluoride	2.00	2.00		mg/L		100	90 - 110
Sulfate	10.0	9.92		mg/L		99	90 - 110

Method: 300.0-1993 R2.1 - Anions, Ion Chromatography (Continued)

Lab Sample ID: LCSD 680-821992/88
Matrix: Water
Analysis Batch: 821992

Client Sample ID: Lab Control Sample Dup
Prep Type: Total/NA

Analyte			Spike Added	LCSD Result	LCSD Qualifier	Unit	D	%Rec	%Rec Limits	RPD	RPD Limit
Chloride			10.0	9.86		mg/L		99	90 - 110	0	15
Fluoride			2.00	1.98		mg/L		99	90 - 110	1	15
Sulfate			10.0	9.69		mg/L		97	90 - 110	2	15

Lab Sample ID: 680-246463-7 MS
Matrix: Water
Analysis Batch: 821992

Client Sample ID: MCI-GWA-15
Prep Type: Total/NA

Analyte	Sample Result	Sample Qualifier	Spike Added	MS Result	MS Qualifier	Unit	D	%Rec	%Rec Limits		
Chloride	3.5		10.0	13.7		mg/L		101	80 - 120		
Fluoride	<0.040		2.00	2.18		mg/L		109	80 - 120		
Sulfate	0.47	J	10.0	10.4		mg/L		100	80 - 120		

Lab Sample ID: 680-246463-7 MSD
Matrix: Water
Analysis Batch: 821992

Client Sample ID: MCI-GWA-15
Prep Type: Total/NA

Analyte	Sample Result	Sample Qualifier	Spike Added	MSD Result	MSD Qualifier	Unit	D	%Rec	%Rec Limits	RPD	RPD Limit
Chloride	3.5		10.0	13.4		mg/L		99	80 - 120	2	15
Fluoride	<0.040		2.00	2.15		mg/L		108	80 - 120	1	15
Sulfate	0.47	J	10.0	10.7		mg/L		102	80 - 120	2	15

Method: 6020B - Metals (ICP/MS)

Lab Sample ID: MB 680-822324/1-A
Matrix: Water
Analysis Batch: 822626

Client Sample ID: Method Blank
Prep Type: Total Recoverable
Prep Batch: 822324

Analyte	MB Result	MB Qualifier	RL	MDL	Unit	D	Prepared	Analyzed	Dil Fac
Antimony	<0.00034		0.0020	0.00034	mg/L		02/13/24 04:51	02/13/24 21:51	1
Arsenic	<0.00086		0.0010	0.00086	mg/L		02/13/24 04:51	02/13/24 21:51	1
Barium	<0.00089		0.010	0.00089	mg/L		02/13/24 04:51	02/13/24 21:51	1
Beryllium	<0.00020		0.0025	0.00020	mg/L		02/13/24 04:51	02/13/24 21:51	1
Boron	<0.022		0.080	0.022	mg/L		02/13/24 04:51	02/13/24 21:51	1
Cadmium	<0.000078		0.0025	0.000078	mg/L		02/13/24 04:51	02/13/24 21:51	1
Calcium	<0.14		0.50	0.14	mg/L		02/13/24 04:51	02/13/24 21:51	1
Chromium	<0.0012		0.0020	0.0012	mg/L		02/13/24 04:51	02/13/24 21:51	1
Cobalt	<0.00022		0.0025	0.00022	mg/L		02/13/24 04:51	02/13/24 21:51	1
Copper	<0.0011		0.0020	0.0011	mg/L		02/13/24 04:51	02/13/24 21:51	1
Lead	<0.00021		0.0010	0.00021	mg/L		02/13/24 04:51	02/13/24 21:51	1
Nickel	<0.00042		0.0010	0.00042	mg/L		02/13/24 04:51	02/13/24 21:51	1
Selenium	<0.00099		0.0050	0.00099	mg/L		02/13/24 04:51	02/13/24 21:51	1
Silver	<0.00039		0.0010	0.00039	mg/L		02/13/24 04:51	02/13/24 21:51	1
Thallium	<0.00026		0.0010	0.00026	mg/L		02/13/24 04:51	02/13/24 21:51	1
Vanadium	<0.00063		0.0020	0.00063	mg/L		02/13/24 04:51	02/13/24 21:51	1
Zinc	<0.0028		0.0050	0.0028	mg/L		02/13/24 04:51	02/13/24 21:51	1

Method: 6020B - Metals (ICP/MS) (Continued)

Lab Sample ID: LCS 680-822324/2-A
Matrix: Water
Analysis Batch: 822626

Client Sample ID: Lab Control Sample
Prep Type: Total Recoverable
Prep Batch: 822324

Analyte			Spike Added	LCS Result	LCS Qualifier	Unit	D	%Rec	%Rec Limits		
Antimony			0.0500	0.0486		mg/L		97	80 - 120		
Arsenic			0.100	0.0936		mg/L		94	80 - 120		
Barium			0.100	0.100		mg/L		100	80 - 120		
Beryllium			0.0500	0.0515		mg/L		103	80 - 120		
Boron			0.400	0.374		mg/L		94	80 - 120		
Cadmium			0.0500	0.0499		mg/L		100	80 - 120		
Calcium			5.00	4.76		mg/L		95	80 - 120		
Chromium			0.100	0.0984		mg/L		98	80 - 120		
Cobalt			0.0500	0.0527		mg/L		105	80 - 120		
Copper			0.101	0.109		mg/L		108	80 - 120		
Lead			0.500	0.495		mg/L		99	80 - 120		
Nickel			0.100	0.0987		mg/L		99	80 - 120		
Selenium			0.100	0.0870		mg/L		87	80 - 120		
Silver			0.0500	0.0513		mg/L		103	80 - 120		
Thallium			0.0500	0.0511		mg/L		102	80 - 120		
Vanadium			0.100	0.103		mg/L		103	80 - 120		
Zinc			0.0505	0.0481		mg/L		95	80 - 120		

Lab Sample ID: 680-246463-1 MS
Matrix: Water
Analysis Batch: 822626

Client Sample ID: MCI-LF4-GWA-2
Prep Type: Total Recoverable
Prep Batch: 822324

Analyte	Sample Result	Sample Qualifier	Spike Added	MS Result	MS Qualifier	Unit	D	%Rec	%Rec Limits		
Antimony	<0.00034		0.0500	0.0496		mg/L		99	75 - 125		
Arsenic	<0.00086		0.100	0.0957		mg/L		96	75 - 125		
Barium	0.038		0.100	0.139		mg/L		101	75 - 125		
Beryllium	<0.00020		0.0500	0.0538		mg/L		108	75 - 125		
Boron	<0.022		0.400	0.409		mg/L		102	75 - 125		
Cadmium	<0.000078		0.0500	0.0516		mg/L		103	75 - 125		
Calcium	0.38	J	5.00	5.32		mg/L		99	75 - 125		
Chromium	0.0020		0.100	0.104		mg/L		101	75 - 125		
Cobalt	0.0015	J	0.0500	0.0549		mg/L		107	75 - 125		
Copper	<0.0011		0.101	0.112		mg/L		111	75 - 125		
Lead	0.0022		0.500	0.504		mg/L		100	75 - 125		
Nickel	0.0011		0.100	0.103		mg/L		102	75 - 125		
Selenium	<0.00099		0.100	0.0903		mg/L		90	75 - 125		
Silver	<0.00039		0.0500	0.0522		mg/L		104	75 - 125		
Thallium	<0.00026		0.0500	0.0526		mg/L		105	75 - 125		
Vanadium	<0.00063		0.100	0.103		mg/L		103	75 - 125		
Zinc	0.0041	J	0.0505	0.0540		mg/L		99	75 - 125		

Lab Sample ID: 680-246463-1 MSD
Matrix: Water
Analysis Batch: 822626

Client Sample ID: MCI-LF4-GWA-2
Prep Type: Total Recoverable
Prep Batch: 822324

Analyte	Sample Result	Sample Qualifier	Spike Added	MSD Result	MSD Qualifier	Unit	D	%Rec	%Rec Limits	RPD	RPD Limit
Antimony	<0.00034		0.0500	0.0520		mg/L		104	75 - 125	5	20
Arsenic	<0.00086		0.100	0.0986		mg/L		99	75 - 125	3	20
Barium	0.038		0.100	0.143		mg/L		105	75 - 125	3	20

Method: 6020B - Metals (ICP/MS) (Continued)

Lab Sample ID: 680-246463-1 MSD
Matrix: Water
Analysis Batch: 822626

Client Sample ID: MCI-LF4-GWA-2
Prep Type: Total Recoverable
Prep Batch: 822324

Analyte	Sample Result	Sample Qualifier	Spike Added	MSD Result	MSD Qualifier	Unit	D	%Rec	%Rec Limits	RPD	RPD Limit
Beryllium	<0.00020		0.0500	0.0554		mg/L		111	75 - 125	3	20
Boron	<0.022		0.400	0.418		mg/L		105	75 - 125	2	20
Cadmium	<0.000078		0.0500	0.0536		mg/L		107	75 - 125	4	20
Calcium	0.38	J	5.00	5.52		mg/L		103	75 - 125	4	20
Chromium	0.0020		0.100	0.107		mg/L		105	75 - 125	3	20
Cobalt	0.0015	J	0.0500	0.0562		mg/L		110	75 - 125	2	20
Copper	<0.0011		0.101	0.114		mg/L		112	75 - 125	1	20
Lead	0.0022		0.500	0.521		mg/L		104	75 - 125	3	20
Nickel	0.0011		0.100	0.105		mg/L		104	75 - 125	2	20
Selenium	<0.00099		0.100	0.0931		mg/L		93	75 - 125	3	20
Silver	<0.00039		0.0500	0.0540		mg/L		108	75 - 125	3	20
Thallium	<0.00026		0.0500	0.0539		mg/L		108	75 - 125	3	20
Vanadium	<0.00063		0.100	0.106		mg/L		106	75 - 125	3	20
Zinc	0.0041	J	0.0505	0.0570		mg/L		105	75 - 125	5	20

Lab Sample ID: MB 680-822330/1-A
Matrix: Water
Analysis Batch: 822540

Client Sample ID: Method Blank
Prep Type: Total Recoverable
Prep Batch: 822330

Analyte	MB Result	MB Qualifier	RL	MDL	Unit	D	Prepared	Analyzed	Dil Fac
Antimony	<0.00034		0.0020	0.00034	mg/L		02/13/24 06:13	02/13/24 14:22	1
Arsenic	<0.00086		0.0010	0.00086	mg/L		02/13/24 06:13	02/13/24 14:22	1
Barium	<0.00089		0.010	0.00089	mg/L		02/13/24 06:13	02/13/24 14:22	1
Beryllium	<0.00020		0.0025	0.00020	mg/L		02/13/24 06:13	02/13/24 14:22	1
Boron	<0.022		0.080	0.022	mg/L		02/13/24 06:13	02/13/24 14:22	1
Cadmium	<0.000078		0.0025	0.000078	mg/L		02/13/24 06:13	02/13/24 14:22	1
Calcium	<0.14		0.50	0.14	mg/L		02/13/24 06:13	02/13/24 14:22	1
Chromium	<0.0012		0.0020	0.0012	mg/L		02/13/24 06:13	02/13/24 14:22	1
Cobalt	<0.00022		0.0025	0.00022	mg/L		02/13/24 06:13	02/13/24 14:22	1
Copper	<0.0011		0.0020	0.0011	mg/L		02/13/24 06:13	02/13/24 14:22	1
Lead	<0.00021		0.0010	0.00021	mg/L		02/13/24 06:13	02/13/24 14:22	1
Selenium	<0.00099		0.0050	0.00099	mg/L		02/13/24 06:13	02/13/24 14:22	1
Silver	<0.00039		0.0010	0.00039	mg/L		02/13/24 06:13	02/13/24 14:22	1
Thallium	<0.00026		0.0010	0.00026	mg/L		02/13/24 06:13	02/13/24 14:22	1
Vanadium	<0.00063		0.0020	0.00063	mg/L		02/13/24 06:13	02/13/24 14:22	1
Zinc	<0.0028		0.0050	0.0028	mg/L		02/13/24 06:13	02/13/24 14:22	1

Lab Sample ID: MB 680-822330/1-A
Matrix: Water
Analysis Batch: 822626

Client Sample ID: Method Blank
Prep Type: Total Recoverable
Prep Batch: 822330

Analyte	MB Result	MB Qualifier	RL	MDL	Unit	D	Prepared	Analyzed	Dil Fac
Nickel	<0.00042		0.0010	0.00042	mg/L		02/13/24 06:13	02/13/24 20:50	1

Method: 6020B - Metals (ICP/MS) (Continued)

Lab Sample ID: LCS 680-822330/2-A
Matrix: Water
Analysis Batch: 822540

Client Sample ID: Lab Control Sample
Prep Type: Total Recoverable
Prep Batch: 822330

Analyte			Spike Added	LCS Result	LCS Qualifier	Unit	D	%Rec	%Rec Limits		
Antimony			0.0500	0.0513		mg/L		103	80 - 120		
Arsenic			0.100	0.0985		mg/L		98	80 - 120		
Barium			0.100	0.100		mg/L		100	80 - 120		
Beryllium			0.0500	0.0507		mg/L		101	80 - 120		
Boron			0.400	0.366		mg/L		91	80 - 120		
Cadmium			0.0500	0.0506		mg/L		101	80 - 120		
Calcium			5.00	4.91		mg/L		98	80 - 120		
Chromium			0.100	0.100		mg/L		100	80 - 120		
Cobalt			0.0500	0.0541		mg/L		108	80 - 120		
Copper			0.101	0.108		mg/L		107	80 - 120		
Lead			0.500	0.475		mg/L		95	80 - 120		
Selenium			0.100	0.0947		mg/L		95	80 - 120		
Silver			0.0500	0.0491		mg/L		98	80 - 120		
Thallium			0.0500	0.0509		mg/L		102	80 - 120		
Vanadium			0.100	0.0974		mg/L		97	80 - 120		
Zinc			0.0505	0.0497		mg/L		98	80 - 120		

Lab Sample ID: LCS 680-822330/2-A
Matrix: Water
Analysis Batch: 822626

Client Sample ID: Lab Control Sample
Prep Type: Total Recoverable
Prep Batch: 822330

Analyte			Spike Added	LCS Result	LCS Qualifier	Unit	D	%Rec	%Rec Limits		
Nickel			0.100	0.100		mg/L		100	80 - 120		

Lab Sample ID: 680-246463-21 MS
Matrix: Water
Analysis Batch: 822540

Client Sample ID: MCI-LF4-FB-05
Prep Type: Total Recoverable
Prep Batch: 822330

Analyte	Sample Result	Sample Qualifier	Spike Added	MS Result	MS Qualifier	Unit	D	%Rec	%Rec Limits		
Antimony	<0.00034		0.0500	0.0508		mg/L		102	75 - 125		
Arsenic	<0.00086		0.100	0.0956		mg/L		96	75 - 125		
Barium	<0.00089		0.100	0.0989		mg/L		99	75 - 125		
Beryllium	<0.00020		0.0500	0.0507		mg/L		101	75 - 125		
Boron	<0.022		0.400	0.375		mg/L		94	75 - 125		
Cadmium	<0.000078		0.0500	0.0506		mg/L		101	75 - 125		
Calcium	<0.14		5.00	4.76		mg/L		95	75 - 125		
Chromium	<0.0012		0.100	0.0962		mg/L		96	75 - 125		
Cobalt	<0.00022		0.0500	0.0507		mg/L		101	75 - 125		
Copper	<0.0011		0.101	0.104		mg/L		103	75 - 125		
Lead	<0.00021		0.500	0.467		mg/L		93	75 - 125		
Selenium	<0.00099		0.100	0.0948		mg/L		95	75 - 125		
Silver	<0.00039		0.0500	0.0484		mg/L		97	75 - 125		
Thallium	<0.00026		0.0500	0.0505		mg/L		101	75 - 125		
Vanadium	<0.00063		0.100	0.0939		mg/L		94	75 - 125		
Zinc	<0.0028		0.0505	0.0481		mg/L		95	75 - 125		

Method: 6020B - Metals (ICP/MS) (Continued)

Lab Sample ID: 680-246463-21 MS
Matrix: Water
Analysis Batch: 822626

Client Sample ID: MCI-LF4-FB-05
Prep Type: Total Recoverable
Prep Batch: 822330

Analyte	Sample Result	Sample Qualifier	Spike Added	MS Result	MS Qualifier	Unit	D	%Rec	%Rec Limits
Nickel	<0.00042		0.100	0.101		mg/L		101	75 - 125

Lab Sample ID: 680-246463-21 MSD
Matrix: Water
Analysis Batch: 822540

Client Sample ID: MCI-LF4-FB-05
Prep Type: Total Recoverable
Prep Batch: 822330

Analyte	Sample Result	Sample Qualifier	Spike Added	MSD Result	MSD Qualifier	Unit	D	%Rec	%Rec Limits	RPD	RPD Limit
Antimony	<0.00034		0.0500	0.0525		mg/L		105	75 - 125	3	20
Arsenic	<0.00086		0.100	0.100		mg/L		100	75 - 125	5	20
Barium	<0.00089		0.100	0.103		mg/L		103	75 - 125	4	20
Beryllium	<0.00020		0.0500	0.0519		mg/L		104	75 - 125	2	20
Boron	<0.022		0.400	0.374		mg/L		94	75 - 125	0	20
Cadmium	<0.000078		0.0500	0.0522		mg/L		104	75 - 125	3	20
Calcium	<0.14		5.00	4.98		mg/L		100	75 - 125	5	20
Chromium	<0.0012		0.100	0.104		mg/L		103	75 - 125	8	20
Cobalt	<0.00022		0.0500	0.0537		mg/L		107	75 - 125	6	20
Copper	<0.0011		0.101	0.110		mg/L		109	75 - 125	6	20
Lead	<0.00021		0.500	0.489		mg/L		98	75 - 125	5	20
Selenium	<0.00099		0.100	0.0971		mg/L		97	75 - 125	2	20
Silver	<0.00039		0.0500	0.0502		mg/L		100	75 - 125	4	20
Thallium	<0.00026		0.0500	0.0527		mg/L		105	75 - 125	4	20
Vanadium	<0.00063		0.100	0.0985		mg/L		98	75 - 125	5	20
Zinc	<0.0028		0.0505	0.0511		mg/L		101	75 - 125	6	20

Lab Sample ID: 680-246463-21 MSD
Matrix: Water
Analysis Batch: 822626

Client Sample ID: MCI-LF4-FB-05
Prep Type: Total Recoverable
Prep Batch: 822330

Analyte	Sample Result	Sample Qualifier	Spike Added	MSD Result	MSD Qualifier	Unit	D	%Rec	%Rec Limits	RPD	RPD Limit
Nickel	<0.00042		0.100	0.103		mg/L		103	75 - 125	1	20

Lab Sample ID: MB 680-824890/1-A
Matrix: Water
Analysis Batch: 825099

Client Sample ID: Method Blank
Prep Type: Total Recoverable
Prep Batch: 824890

Analyte	MB Result	MB Qualifier	RL	MDL	Unit	D	Prepared	Analyzed	Dil Fac
Antimony	<0.00034		0.0020	0.00034	mg/L		02/28/24 05:50	02/28/24 21:28	1
Arsenic	<0.00086		0.0010	0.00086	mg/L		02/28/24 05:50	02/28/24 21:28	1
Barium	<0.00089		0.010	0.00089	mg/L		02/28/24 05:50	02/28/24 21:28	1
Beryllium	<0.00020		0.0025	0.00020	mg/L		02/28/24 05:50	02/28/24 21:28	1
Cadmium	<0.000078		0.0025	0.000078	mg/L		02/28/24 05:50	02/28/24 21:28	1
Calcium	<0.14		0.50	0.14	mg/L		02/28/24 05:50	02/28/24 21:28	1
Chromium	<0.0012		0.0020	0.0012	mg/L		02/28/24 05:50	02/28/24 21:28	1
Cobalt	<0.00022		0.0025	0.00022	mg/L		02/28/24 05:50	02/28/24 21:28	1
Copper	<0.0011		0.0020	0.0011	mg/L		02/28/24 05:50	02/28/24 21:28	1
Lead	<0.00021		0.0010	0.00021	mg/L		02/28/24 05:50	02/28/24 21:28	1
Nickel	0.000530	J	0.0010	0.00042	mg/L		02/28/24 05:50	02/28/24 21:28	1
Selenium	<0.00099		0.0050	0.00099	mg/L		02/28/24 05:50	02/28/24 21:28	1
Silver	<0.00039		0.0010	0.00039	mg/L		02/28/24 05:50	02/28/24 21:28	1

Method: 6020B - Metals (ICP/MS) (Continued)

Lab Sample ID: MB 680-824890/1-A
Matrix: Water
Analysis Batch: 825099

Client Sample ID: Method Blank
Prep Type: Total Recoverable
Prep Batch: 824890

Analyte	MB Result	MB Qualifier	RL	MDL	Unit	D	Prepared	Analyzed	Dil Fac
Thallium	<0.00026		0.0010	0.00026	mg/L		02/28/24 05:50	02/28/24 21:28	1
Vanadium	<0.00063		0.0020	0.00063	mg/L		02/28/24 05:50	02/28/24 21:28	1
Zinc	0.00406	J	0.0050	0.0028	mg/L		02/28/24 05:50	02/28/24 21:28	1

Lab Sample ID: LCS 680-824890/2-A
Matrix: Water
Analysis Batch: 825099

Client Sample ID: Lab Control Sample
Prep Type: Total Recoverable
Prep Batch: 824890

Analyte	Spike Added	LCS Result	LCS Qualifier	Unit	D	%Rec	%Rec Limits
Antimony	0.0500	0.0577		mg/L		115	80 - 120
Arsenic	0.100	0.112		mg/L		112	80 - 120
Barium	0.100	0.110		mg/L		110	80 - 120
Beryllium	0.0500	0.0563		mg/L		113	80 - 120
Cadmium	0.0500	0.0562		mg/L		112	80 - 120
Calcium	5.00	5.43		mg/L		109	80 - 120
Chromium	0.100	0.112		mg/L		111	80 - 120
Cobalt	0.0500	0.0559		mg/L		112	80 - 120
Copper	0.101	0.114		mg/L		113	80 - 120
Lead	0.500	0.510		mg/L		102	80 - 120
Nickel	0.100	0.106		mg/L		106	80 - 120
Selenium	0.100	0.107		mg/L		107	80 - 120
Silver	0.0500	0.0554		mg/L		111	80 - 120
Thallium	0.0500	0.0566		mg/L		113	80 - 120
Vanadium	0.100	0.108		mg/L		108	80 - 120
Zinc	0.0505	0.0569		mg/L		113	80 - 120

Lab Sample ID: 400-251649-C-1-B MS
Matrix: Water
Analysis Batch: 825099

Client Sample ID: Matrix Spike
Prep Type: Total Recoverable
Prep Batch: 824890

Analyte	Sample Result	Sample Qualifier	Spike Added	MS Result	MS Qualifier	Unit	D	%Rec	%Rec Limits
Antimony	<0.00034		0.0500	0.0597		mg/L		119	75 - 125
Arsenic	0.0055		0.100	0.129		mg/L		123	75 - 125
Barium	0.13		0.100	0.243		mg/L		115	75 - 125
Beryllium	0.0020	J	0.0500	0.0637		mg/L		123	75 - 125
Cadmium	<0.000078		0.0500	0.0583		mg/L		117	75 - 125
Calcium	160		5.00	176	4	mg/L		335	75 - 125
Chromium	0.28		0.100	0.398		mg/L		118	75 - 125
Cobalt	0.0019	J	0.0500	0.0559		mg/L		108	75 - 125
Copper	<0.0011		0.101	0.112		mg/L		111	75 - 125
Lead	<0.00021		0.500	0.531		mg/L		106	75 - 125
Nickel	0.035	B	0.100	0.141		mg/L		106	75 - 125
Selenium	0.0021	J F1	0.100	0.0735	F1	mg/L		71	75 - 125
Silver	<0.00039		0.0500	0.0582		mg/L		116	75 - 125
Thallium	<0.00026		0.0500	0.0608		mg/L		122	75 - 125
Vanadium	0.012		0.100	0.129		mg/L		117	75 - 125
Zinc	0.0061	B	0.0505	0.0640		mg/L		115	75 - 125

Method: 6020B - Metals (ICP/MS) (Continued)

Lab Sample ID: 400-251649-C-1-C MSD
Matrix: Water
Analysis Batch: 825099

Client Sample ID: Matrix Spike Duplicate
Prep Type: Total Recoverable
Prep Batch: 824890

Analyte	Sample Result	Sample Qualifier	Spike Added	MSD Result	MSD Qualifier	Unit	D	%Rec	%Rec Limits	RPD	RPD Limit
Antimony	<0.00034		0.0500	0.0554		mg/L		111	75 - 125	7	20
Arsenic	0.0055		0.100	0.119		mg/L		113	75 - 125	8	20
Barium	0.13		0.100	0.226		mg/L		97	75 - 125	7	20
Beryllium	0.0020	J	0.0500	0.0580		mg/L		112	75 - 125	9	20
Cadmium	<0.000078		0.0500	0.0540		mg/L		108	75 - 125	8	20
Calcium	160		5.00	161	4	mg/L		34	75 - 125	9	20
Chromium	0.28		0.100	0.358		mg/L		78	75 - 125	11	20
Cobalt	0.0019	J	0.0500	0.0515		mg/L		99	75 - 125	8	20
Copper	<0.0011		0.101	0.107		mg/L		106	75 - 125	5	20
Lead	<0.00021		0.500	0.496		mg/L		99	75 - 125	7	20
Nickel	0.035	B	0.100	0.130		mg/L		95	75 - 125	8	20
Selenium	0.0021	J F1	0.100	0.0694	F1	mg/L		67	75 - 125	6	20
Silver	<0.00039		0.0500	0.0539		mg/L		108	75 - 125	8	20
Thallium	<0.00026		0.0500	0.0538		mg/L		108	75 - 125	12	20
Vanadium	0.012		0.100	0.114		mg/L		102	75 - 125	12	20
Zinc	0.0061	B	0.0505	0.0577		mg/L		102	75 - 125	10	20

Method: 2540C-2011 - Total Dissolved Solids (Dried at 180 °C)

Lab Sample ID: MB 680-822245/1
Matrix: Water
Analysis Batch: 822245

Client Sample ID: Method Blank
Prep Type: Total/NA

Analyte	MB Result	MB Qualifier	RL	MDL	Unit	D	Prepared	Analyzed	Dil Fac
Total Dissolved Solids	<10		10	10	mg/L			02/12/24 12:25	1

Lab Sample ID: LCS 680-822245/2
Matrix: Water
Analysis Batch: 822245

Client Sample ID: Lab Control Sample
Prep Type: Total/NA

Analyte			Spike Added	LCS Result	LCS Qualifier	Unit	D	%Rec	%Rec Limits		
Total Dissolved Solids			2410	2440		mg/L		101	80 - 120		

Lab Sample ID: LCSD 680-822245/3
Matrix: Water
Analysis Batch: 822245

Client Sample ID: Lab Control Sample Dup
Prep Type: Total/NA

Analyte			Spike Added	LCSD Result	LCSD Qualifier	Unit	D	%Rec	%Rec Limits	RPD	RPD Limit
Total Dissolved Solids			2410	2360		mg/L		98	80 - 120	4	25

Lab Sample ID: 680-246461-C-11 DU
Matrix: Water
Analysis Batch: 822245

Client Sample ID: Duplicate
Prep Type: Total/NA

Analyte	Sample Result	Sample Qualifier		DU Result	DU Qualifier	Unit	D			RPD	RPD Limit
Total Dissolved Solids	370			372		mg/L				0.5	5

Method: 2540C-2011 - Total Dissolved Solids (Dried at 180 °C) (Continued)

Lab Sample ID: 680-246461-C-12 DU
Matrix: Water
Analysis Batch: 822245

Client Sample ID: Duplicate
Prep Type: Total/NA

Analyte	Sample Result	Sample Qualifier		DU Result	DU Qualifier	Unit	D			RPD	RPD Limit
Total Dissolved Solids	590			574		mg/L				3	5

Lab Sample ID: MB 680-822656/1
Matrix: Water
Analysis Batch: 822656

Client Sample ID: Method Blank
Prep Type: Total/NA

Analyte	MB Result	MB Qualifier	RL	MDL	Unit	D	Prepared	Analyzed	Dil Fac
Total Dissolved Solids	<10		10	10	mg/L			02/14/24 10:53	1

Lab Sample ID: LCS 680-822656/2
Matrix: Water
Analysis Batch: 822656

Client Sample ID: Lab Control Sample
Prep Type: Total/NA

Analyte			Spike Added	LCS Result	LCS Qualifier	Unit	D	%Rec	%Rec Limits		
Total Dissolved Solids			2410	2450		mg/L		102	80 - 120		

Lab Sample ID: LCSD 680-822656/3
Matrix: Water
Analysis Batch: 822656

Client Sample ID: Lab Control Sample Dup
Prep Type: Total/NA

Analyte			Spike Added	LCSD Result	LCSD Qualifier	Unit	D	%Rec	%Rec Limits	RPD	RPD Limit
Total Dissolved Solids			2410	2450		mg/L		102	80 - 120	0	25

Lab Sample ID: 680-246463-12 DU
Matrix: Water
Analysis Batch: 822656

Client Sample ID: MCI-GWC-10
Prep Type: Total/NA

Analyte	Sample Result	Sample Qualifier		DU Result	DU Qualifier	Unit	D			RPD	RPD Limit
Total Dissolved Solids	130			124		mg/L				1	5

QC Association Summary

Client: Southern Company
Project/Site: Plant McIntosh Landfill 4

Job ID: 680-246463-1

HPLC/IC

Analysis Batch: 821950

Lab Sample ID	Client Sample ID	Prep Type	Matrix	Method	Prep Batch
680-246463-1	MCI-LF4-GWA-2	Total/NA	Water	300.0-1993 R2.1	
680-246463-2	MCI-GWA-3	Total/NA	Water	300.0-1993 R2.1	
680-246463-3	MCI-GWA-4A	Total/NA	Water	300.0-1993 R2.1	
680-246463-4	MCI-LF4-GWA-5	Total/NA	Water	300.0-1993 R2.1	
680-246463-5	MCI-GWA-13	Total/NA	Water	300.0-1993 R2.1	
680-246463-6	MCI-GWA-14	Total/NA	Water	300.0-1993 R2.1	
MB 680-821950/2	Method Blank	Total/NA	Water	300.0-1993 R2.1	
LCS 680-821950/4	Lab Control Sample	Total/NA	Water	300.0-1993 R2.1	
LCSD 680-821950/5	Lab Control Sample Dup	Total/NA	Water	300.0-1993 R2.1	
680-246376-D-24 MS	Matrix Spike	Total/NA	Water	300.0-1993 R2.1	
680-246376-D-24 MSD	Matrix Spike Duplicate	Total/NA	Water	300.0-1993 R2.1	

Analysis Batch: 821951

Lab Sample ID	Client Sample ID	Prep Type	Matrix	Method	Prep Batch
680-246463-17	MCI-GWC-21	Total/NA	Water	300.0-1993 R2.1	
680-246463-18	MCI-GWC-23	Total/NA	Water	300.0-1993 R2.1	
680-246463-19	MCI-LF4-FD-03	Total/NA	Water	300.0-1993 R2.1	
680-246463-20	MCI-LF4-FD-04	Total/NA	Water	300.0-1993 R2.1	
680-246463-21	MCI-LF4-FB-05	Total/NA	Water	300.0-1993 R2.1	
680-246463-22	MCI-LF4-FB-06	Total/NA	Water	300.0-1993 R2.1	
680-246463-23	MCI-LF4-EB-07	Total/NA	Water	300.0-1993 R2.1	
680-246463-24	MCI-LF4-EB-08	Total/NA	Water	300.0-1993 R2.1	
680-246463-25	MCI-GWC-12	Total/NA	Water	300.0-1993 R2.1	
MB 680-821951/33	Method Blank	Total/NA	Water	300.0-1993 R2.1	
LCS 680-821951/34	Lab Control Sample	Total/NA	Water	300.0-1993 R2.1	
LCSD 680-821951/35	Lab Control Sample Dup	Total/NA	Water	300.0-1993 R2.1	
680-246463-17 MS	MCI-GWC-21	Total/NA	Water	300.0-1993 R2.1	
680-246463-17 MSD	MCI-GWC-21	Total/NA	Water	300.0-1993 R2.1	

Analysis Batch: 821992

Lab Sample ID	Client Sample ID	Prep Type	Matrix	Method	Prep Batch
680-246463-7	MCI-GWA-15	Total/NA	Water	300.0-1993 R2.1	
680-246463-8	MCI-GWA-16	Total/NA	Water	300.0-1993 R2.1	
680-246463-9	MCI-GWC-17	Total/NA	Water	300.0-1993 R2.1	
680-246463-10	MCI-LF4-GWC-1	Total/NA	Water	300.0-1993 R2.1	
680-246463-11	MCI-GWC-9	Total/NA	Water	300.0-1993 R2.1	
680-246463-12	MCI-GWC-10	Total/NA	Water	300.0-1993 R2.1	
680-246463-13	MCI-GWC-11	Total/NA	Water	300.0-1993 R2.1	
680-246463-14	MCI-GWC-18	Total/NA	Water	300.0-1993 R2.1	
680-246463-15	MCI-GWC-19	Total/NA	Water	300.0-1993 R2.1	
680-246463-16	MCI-GWC-20	Total/NA	Water	300.0-1993 R2.1	
MB 680-821992/80	Method Blank	Total/NA	Water	300.0-1993 R2.1	
LCS 680-821992/89	Lab Control Sample	Total/NA	Water	300.0-1993 R2.1	
LCSD 680-821992/88	Lab Control Sample Dup	Total/NA	Water	300.0-1993 R2.1	
680-246463-7 MS	MCI-GWA-15	Total/NA	Water	300.0-1993 R2.1	
680-246463-7 MSD	MCI-GWA-15	Total/NA	Water	300.0-1993 R2.1	

Metals

Prep Batch: 822324

Lab Sample ID	Client Sample ID	Prep Type	Matrix	Method	Prep Batch
680-246463-1	MCI-LF4-GWA-2	Total Recoverable	Water	3005A	
680-246463-2	MCI-GWA-3	Total Recoverable	Water	3005A	
680-246463-3	MCI-GWA-4A	Total Recoverable	Water	3005A	
680-246463-4	MCI-LF4-GWA-5	Total Recoverable	Water	3005A	
680-246463-5	MCI-GWA-13	Total Recoverable	Water	3005A	
680-246463-6	MCI-GWA-14	Total Recoverable	Water	3005A	
680-246463-7	MCI-GWA-15	Total Recoverable	Water	3005A	
680-246463-8	MCI-GWA-16	Total Recoverable	Water	3005A	
680-246463-9	MCI-GWC-17	Total Recoverable	Water	3005A	
680-246463-10	MCI-LF4-GWC-1	Total Recoverable	Water	3005A	
680-246463-11	MCI-GWC-9	Total Recoverable	Water	3005A	
680-246463-12	MCI-GWC-10	Total Recoverable	Water	3005A	
680-246463-13	MCI-GWC-11	Total Recoverable	Water	3005A	
680-246463-14	MCI-GWC-18	Total Recoverable	Water	3005A	
680-246463-15	MCI-GWC-19	Total Recoverable	Water	3005A	
680-246463-16	MCI-GWC-20	Total Recoverable	Water	3005A	
680-246463-17	MCI-GWC-21	Total Recoverable	Water	3005A	
680-246463-18	MCI-GWC-23	Total Recoverable	Water	3005A	
680-246463-19	MCI-LF4-FD-03	Total Recoverable	Water	3005A	
680-246463-20	MCI-LF4-FD-04	Total Recoverable	Water	3005A	
MB 680-822324/1-A	Method Blank	Total Recoverable	Water	3005A	
LCS 680-822324/2-A	Lab Control Sample	Total Recoverable	Water	3005A	
680-246463-1 MS	MCI-LF4-GWA-2	Total Recoverable	Water	3005A	
680-246463-1 MSD	MCI-LF4-GWA-2	Total Recoverable	Water	3005A	

Prep Batch: 822330

Lab Sample ID	Client Sample ID	Prep Type	Matrix	Method	Prep Batch
680-246463-21	MCI-LF4-FB-05	Total Recoverable	Water	3005A	
680-246463-22	MCI-LF4-FB-06	Total Recoverable	Water	3005A	
680-246463-23	MCI-LF4-EB-07	Total Recoverable	Water	3005A	
680-246463-24	MCI-LF4-EB-08	Total Recoverable	Water	3005A	
680-246463-25	MCI-GWC-12	Total Recoverable	Water	3005A	
MB 680-822330/1-A	Method Blank	Total Recoverable	Water	3005A	
LCS 680-822330/2-A	Lab Control Sample	Total Recoverable	Water	3005A	
680-246463-21 MS	MCI-LF4-FB-05	Total Recoverable	Water	3005A	
680-246463-21 MSD	MCI-LF4-FB-05	Total Recoverable	Water	3005A	

Analysis Batch: 822540

Lab Sample ID	Client Sample ID	Prep Type	Matrix	Method	Prep Batch
680-246463-21	MCI-LF4-FB-05	Total Recoverable	Water	6020B	822330
680-246463-22	MCI-LF4-FB-06	Total Recoverable	Water	6020B	822330
680-246463-23	MCI-LF4-EB-07	Total Recoverable	Water	6020B	822330
680-246463-24	MCI-LF4-EB-08	Total Recoverable	Water	6020B	822330
MB 680-822330/1-A	Method Blank	Total Recoverable	Water	6020B	822330
LCS 680-822330/2-A	Lab Control Sample	Total Recoverable	Water	6020B	822330
680-246463-21 MS	MCI-LF4-FB-05	Total Recoverable	Water	6020B	822330
680-246463-21 MSD	MCI-LF4-FB-05	Total Recoverable	Water	6020B	822330

Analysis Batch: 822626

Lab Sample ID	Client Sample ID	Prep Type	Matrix	Method	Prep Batch
680-246463-1	MCI-LF4-GWA-2	Total Recoverable	Water	6020B	822324

Metals (Continued)

Analysis Batch: 822626 (Continued)

Lab Sample ID	Client Sample ID	Prep Type	Matrix	Method	Prep Batch
680-246463-2	MCI-GWA-3	Total Recoverable	Water	6020B	822324
680-246463-3	MCI-GWA-4A	Total Recoverable	Water	6020B	822324
680-246463-4	MCI-LF4-GWA-5	Total Recoverable	Water	6020B	822324
680-246463-5	MCI-GWA-13	Total Recoverable	Water	6020B	822324
680-246463-6	MCI-GWA-14	Total Recoverable	Water	6020B	822324
680-246463-7	MCI-GWA-15	Total Recoverable	Water	6020B	822324
680-246463-8	MCI-GWA-16	Total Recoverable	Water	6020B	822324
680-246463-9	MCI-GWC-17	Total Recoverable	Water	6020B	822324
680-246463-10	MCI-LF4-GWC-1	Total Recoverable	Water	6020B	822324
680-246463-11	MCI-GWC-9	Total Recoverable	Water	6020B	822324
680-246463-12	MCI-GWC-10	Total Recoverable	Water	6020B	822324
680-246463-13	MCI-GWC-11	Total Recoverable	Water	6020B	822324
680-246463-14	MCI-GWC-18	Total Recoverable	Water	6020B	822324
680-246463-15	MCI-GWC-19	Total Recoverable	Water	6020B	822324
680-246463-16	MCI-GWC-20	Total Recoverable	Water	6020B	822324
680-246463-17	MCI-GWC-21	Total Recoverable	Water	6020B	822324
680-246463-18	MCI-GWC-23	Total Recoverable	Water	6020B	822324
680-246463-19	MCI-LF4-FD-03	Total Recoverable	Water	6020B	822324
680-246463-20	MCI-LF4-FD-04	Total Recoverable	Water	6020B	822324
680-246463-21	MCI-LF4-FB-05	Total Recoverable	Water	6020B	822330
680-246463-22	MCI-LF4-FB-06	Total Recoverable	Water	6020B	822330
680-246463-23	MCI-LF4-EB-07	Total Recoverable	Water	6020B	822330
680-246463-24	MCI-LF4-EB-08	Total Recoverable	Water	6020B	822330
680-246463-25	MCI-GWC-12	Total Recoverable	Water	6020B	822330
MB 680-822324/1-A	Method Blank	Total Recoverable	Water	6020B	822324
MB 680-822330/1-A	Method Blank	Total Recoverable	Water	6020B	822330
LCS 680-822324/2-A	Lab Control Sample	Total Recoverable	Water	6020B	822324
LCS 680-822330/2-A	Lab Control Sample	Total Recoverable	Water	6020B	822330
680-246463-1 MS	MCI-LF4-GWA-2	Total Recoverable	Water	6020B	822324
680-246463-1 MSD	MCI-LF4-GWA-2	Total Recoverable	Water	6020B	822324
680-246463-21 MS	MCI-LF4-FB-05	Total Recoverable	Water	6020B	822330
680-246463-21 MSD	MCI-LF4-FB-05	Total Recoverable	Water	6020B	822330

Prep Batch: 824890

Lab Sample ID	Client Sample ID	Prep Type	Matrix	Method	Prep Batch
680-246463-5	MCI-GWA-13	Total Recoverable	Water	3005A	
680-246463-10	MCI-LF4-GWC-1	Total Recoverable	Water	3005A	
680-246463-25	MCI-GWC-12	Total Recoverable	Water	3005A	
MB 680-824890/1-A	Method Blank	Total Recoverable	Water	3005A	
LCS 680-824890/2-A	Lab Control Sample	Total Recoverable	Water	3005A	
400-251649-C-1-B MS	Matrix Spike	Total Recoverable	Water	3005A	
400-251649-C-1-C MSD	Matrix Spike Duplicate	Total Recoverable	Water	3005A	

Analysis Batch: 825099

Lab Sample ID	Client Sample ID	Prep Type	Matrix	Method	Prep Batch
680-246463-5	MCI-GWA-13	Total Recoverable	Water	6020B	824890
680-246463-10	MCI-LF4-GWC-1	Total Recoverable	Water	6020B	824890
680-246463-25	MCI-GWC-12	Total Recoverable	Water	6020B	824890
MB 680-824890/1-A	Method Blank	Total Recoverable	Water	6020B	824890
LCS 680-824890/2-A	Lab Control Sample	Total Recoverable	Water	6020B	824890
400-251649-C-1-B MS	Matrix Spike	Total Recoverable	Water	6020B	824890

Metals (Continued)

Analysis Batch: 825099 (Continued)

Lab Sample ID	Client Sample ID	Prep Type	Matrix	Method	Prep Batch
400-251649-C-1-C MSD	Matrix Spike Duplicate	Total Recoverable	Water	6020B	824890

General Chemistry

Analysis Batch: 822245

Lab Sample ID	Client Sample ID	Prep Type	Matrix	Method	Prep Batch
680-246463-1	MCI-LF4-GWA-2	Total/NA	Water	2540C-2011	
680-246463-2	MCI-GWA-3	Total/NA	Water	2540C-2011	
680-246463-3	MCI-GWA-4A	Total/NA	Water	2540C-2011	
680-246463-4	MCI-LF4-GWA-5	Total/NA	Water	2540C-2011	
680-246463-5	MCI-GWA-13	Total/NA	Water	2540C-2011	
680-246463-6	MCI-GWA-14	Total/NA	Water	2540C-2011	
680-246463-7	MCI-GWA-15	Total/NA	Water	2540C-2011	
680-246463-8	MCI-GWA-16	Total/NA	Water	2540C-2011	
680-246463-9	MCI-GWC-17	Total/NA	Water	2540C-2011	
MB 680-822245/1	Method Blank	Total/NA	Water	2540C-2011	
LCS 680-822245/2	Lab Control Sample	Total/NA	Water	2540C-2011	
LCSD 680-822245/3	Lab Control Sample Dup	Total/NA	Water	2540C-2011	
680-246461-C-11 DU	Duplicate	Total/NA	Water	2540C-2011	
680-246461-C-12 DU	Duplicate	Total/NA	Water	2540C-2011	

Analysis Batch: 822656

Lab Sample ID	Client Sample ID	Prep Type	Matrix	Method	Prep Batch
680-246463-10	MCI-LF4-GWC-1	Total/NA	Water	2540C-2011	
680-246463-11	MCI-GWC-9	Total/NA	Water	2540C-2011	
680-246463-12	MCI-GWC-10	Total/NA	Water	2540C-2011	
680-246463-13	MCI-GWC-11	Total/NA	Water	2540C-2011	
680-246463-14	MCI-GWC-18	Total/NA	Water	2540C-2011	
680-246463-15	MCI-GWC-19	Total/NA	Water	2540C-2011	
680-246463-16	MCI-GWC-20	Total/NA	Water	2540C-2011	
680-246463-17	MCI-GWC-21	Total/NA	Water	2540C-2011	
680-246463-18	MCI-GWC-23	Total/NA	Water	2540C-2011	
680-246463-19	MCI-LF4-FD-03	Total/NA	Water	2540C-2011	
680-246463-20	MCI-LF4-FD-04	Total/NA	Water	2540C-2011	
680-246463-21	MCI-LF4-FB-05	Total/NA	Water	2540C-2011	
680-246463-22	MCI-LF4-FB-06	Total/NA	Water	2540C-2011	
680-246463-23	MCI-LF4-EB-07	Total/NA	Water	2540C-2011	
680-246463-24	MCI-LF4-EB-08	Total/NA	Water	2540C-2011	
680-246463-25	MCI-GWC-12	Total/NA	Water	2540C-2011	
MB 680-822656/1	Method Blank	Total/NA	Water	2540C-2011	
LCS 680-822656/2	Lab Control Sample	Total/NA	Water	2540C-2011	
LCSD 680-822656/3	Lab Control Sample Dup	Total/NA	Water	2540C-2011	
680-246463-12 DU	MCI-GWC-10	Total/NA	Water	2540C-2011	

Lab Chronicle

Client: Southern Company
Project/Site: Plant McIntosh Landfill 4

Job ID: 680-246463-1

Client Sample ID: MCI-LF4-GWA-2

Lab Sample ID: 680-246463-1

Date Collected: 02/06/24 15:20
Matrix: Water
Date Received: 02/08/24 12:35

Prep Type	Batch Type	Batch Method	Run	Dil Factor	Initial Amount	Final Amount	Batch Number	Prepared or Analyzed	Analyst	Lab
Total/NA	Analysis	300.0-1993 R2.1		1	5 mL	5 mL	821950	02/09/24 15:13	UI	EET SAV
	Instrument ID: CICK									
Total Recoverable	Prep	3005A			25 mL	125 mL	822324	02/13/24 04:51	RR	EET SAV
Total Recoverable	Analysis	6020B		1			822626	02/13/24 21:56	BWR	EET SAV
	Instrument ID: ICPMSD									
Total/NA	Analysis	2540C-2011		1	200 mL	200 mL	822245	02/12/24 12:25	PG	EET SAV
	Instrument ID: NOEQUIP									

Client Sample ID: MCI-GWA-3

Lab Sample ID: 680-246463-2

Date Collected: 02/06/24 15:19
Matrix: Water
Date Received: 02/08/24 12:35

Prep Type	Batch Type	Batch Method	Run	Dil Factor	Initial Amount	Final Amount	Batch Number	Prepared or Analyzed	Analyst	Lab
Total/NA	Analysis	300.0-1993 R2.1		1	5 mL	5 mL	821950	02/09/24 15:24	UI	EET SAV
	Instrument ID: CICK									
Total Recoverable	Prep	3005A			25 mL	125 mL	822324	02/13/24 04:51	RR	EET SAV
Total Recoverable	Analysis	6020B		1			822626	02/13/24 22:05	BWR	EET SAV
	Instrument ID: ICPMSD									
Total/NA	Analysis	2540C-2011		1	200 mL	200 mL	822245	02/12/24 12:25	PG	EET SAV
	Instrument ID: NOEQUIP									

Client Sample ID: MCI-GWA-4A

Lab Sample ID: 680-246463-3

Date Collected: 02/06/24 10:25
Matrix: Water
Date Received: 02/08/24 12:35

Prep Type	Batch Type	Batch Method	Run	Dil Factor	Initial Amount	Final Amount	Batch Number	Prepared or Analyzed	Analyst	Lab
Total/NA	Analysis	300.0-1993 R2.1		1	5 mL	5 mL	821950	02/09/24 15:35	UI	EET SAV
	Instrument ID: CICK									
Total Recoverable	Prep	3005A			25 mL	125 mL	822324	02/13/24 04:51	RR	EET SAV
Total Recoverable	Analysis	6020B		1			822626	02/13/24 22:08	BWR	EET SAV
	Instrument ID: ICPMSD									
Total/NA	Analysis	2540C-2011		1	200 mL	200 mL	822245	02/12/24 12:25	PG	EET SAV
	Instrument ID: NOEQUIP									

Client Sample ID: MCI-LF4-GWA-5

Lab Sample ID: 680-246463-4

Date Collected: 02/06/24 11:40
Matrix: Water
Date Received: 02/08/24 12:35

Prep Type	Batch Type	Batch Method	Run	Dil Factor	Initial Amount	Final Amount	Batch Number	Prepared or Analyzed	Analyst	Lab
Total/NA	Analysis	300.0-1993 R2.1		1	5 mL	5 mL	821950	02/09/24 15:45	UI	EET SAV
	Instrument ID: CICK									
Total Recoverable	Prep	3005A			25 mL	125 mL	822324	02/13/24 04:51	RR	EET SAV
Total Recoverable	Analysis	6020B		1			822626	02/13/24 22:11	BWR	EET SAV
	Instrument ID: ICPMSD									
Total/NA	Analysis	2540C-2011		1	200 mL	200 mL	822245	02/12/24 12:25	PG	EET SAV
	Instrument ID: NOEQUIP									

Lab Chronicle

Client: Southern Company
Project/Site: Plant McIntosh Landfill 4

Job ID: 680-246463-1

Client Sample ID: MCI-GWA-13

Lab Sample ID: 680-246463-5

Date Collected: 02/06/24 14:00

Matrix: Water

Date Received: 02/08/24 12:35

Prep Type	Batch Type	Batch Method	Run	Dil Factor	Initial Amount	Final Amount	Batch Number	Prepared or Analyzed	Analyst	Lab
Total/NA	Analysis	300.0-1993 R2.1		1	5 mL	5 mL	821950	02/09/24 15:56	UI	EET SAV
	Instrument ID: CICK									
Total Recoverable	Prep	3005A			25 mL	125 mL	822324	02/13/24 04:51	RR	EET SAV
Total Recoverable	Analysis	6020B		1			822626	02/13/24 22:14	BWR	EET SAV
	Instrument ID: ICPMSD									
Total Recoverable	Prep	3005A			25 mL	125 mL	824890	02/28/24 05:50	RR	EET SAV
Total Recoverable	Analysis	6020B		1			825099	02/28/24 22:16	BWR	EET SAV
	Instrument ID: ICPMSD									
Total/NA	Analysis	2540C-2011		1	200 mL	200 mL	822245	02/12/24 12:25	PG	EET SAV
	Instrument ID: NOEQUIP									

Client Sample ID: MCI-GWA-14

Lab Sample ID: 680-246463-6

Date Collected: 02/06/24 14:06

Matrix: Water

Date Received: 02/08/24 12:35

Prep Type	Batch Type	Batch Method	Run	Dil Factor	Initial Amount	Final Amount	Batch Number	Prepared or Analyzed	Analyst	Lab
Total/NA	Analysis	300.0-1993 R2.1		1	5 mL	5 mL	821950	02/09/24 16:07	UI	EET SAV
	Instrument ID: CICK									
Total Recoverable	Prep	3005A			25 mL	125 mL	822324	02/13/24 04:51	RR	EET SAV
Total Recoverable	Analysis	6020B		1			822626	02/13/24 22:17	BWR	EET SAV
	Instrument ID: ICPMSD									
Total/NA	Analysis	2540C-2011		1	200 mL	200 mL	822245	02/12/24 12:25	PG	EET SAV
	Instrument ID: NOEQUIP									

Client Sample ID: MCI-GWA-15

Lab Sample ID: 680-246463-7

Date Collected: 02/06/24 13:09

Matrix: Water

Date Received: 02/08/24 12:35

Prep Type	Batch Type	Batch Method	Run	Dil Factor	Initial Amount	Final Amount	Batch Number	Prepared or Analyzed	Analyst	Lab
Total/NA	Analysis	300.0-1993 R2.1		1	5 mL	5 mL	821992	02/09/24 19:03	UI	EET SAV
	Instrument ID: CICK									
Total Recoverable	Prep	3005A			25 mL	125 mL	822324	02/13/24 04:51	RR	EET SAV
Total Recoverable	Analysis	6020B		1			822626	02/13/24 22:25	BWR	EET SAV
	Instrument ID: ICPMSD									
Total/NA	Analysis	2540C-2011		1	200 mL	200 mL	822245	02/12/24 12:25	PG	EET SAV
	Instrument ID: NOEQUIP									

Client Sample ID: MCI-GWA-16

Lab Sample ID: 680-246463-8

Date Collected: 02/06/24 11:31

Matrix: Water

Date Received: 02/08/24 12:35

Prep Type	Batch Type	Batch Method	Run	Dil Factor	Initial Amount	Final Amount	Batch Number	Prepared or Analyzed	Analyst	Lab
Total/NA	Analysis	300.0-1993 R2.1		1	5 mL	5 mL	821992	02/09/24 19:35	UI	EET SAV
	Instrument ID: CICK									

Lab Chronicle

Client: Southern Company
Project/Site: Plant McIntosh Landfill 4

Job ID: 680-246463-1

Client Sample ID: MCI-GWA-16

Lab Sample ID: 680-246463-8
Date Collected: 02/06/24 11:31
Matrix: Water
Date Received: 02/08/24 12:35

Prep Type	Batch Type	Batch Method	Run	Dil Factor	Initial Amount	Final Amount	Batch Number	Prepared or Analyzed	Analyst	Lab
Total Recoverable	Prep	3005A			25 mL	125 mL	822324	02/13/24 04:51	RR	EET SAV
Total Recoverable	Analysis	6020B		1			822626	02/13/24 22:28	BWR	EET SAV
	Instrument ID: ICPMSD									
Total/NA	Analysis	2540C-2011		1	200 mL	200 mL	822245	02/12/24 12:25	PG	EET SAV
	Instrument ID: NOEQUIP									

Client Sample ID: MCI-GWC-17

Lab Sample ID: 680-246463-9
Date Collected: 02/06/24 16:51
Matrix: Water
Date Received: 02/08/24 12:35

Prep Type	Batch Type	Batch Method	Run	Dil Factor	Initial Amount	Final Amount	Batch Number	Prepared or Analyzed	Analyst	Lab
Total/NA	Analysis	300.0-1993 R2.1		1	5 mL	5 mL	821992	02/09/24 19:45	UI	EET SAV
	Instrument ID: CICK									
Total Recoverable	Prep	3005A			25 mL	125 mL	822324	02/13/24 04:51	RR	EET SAV
Total Recoverable	Analysis	6020B		1			822626	02/13/24 22:31	BWR	EET SAV
	Instrument ID: ICPMSD									
Total/NA	Analysis	2540C-2011		1	200 mL	200 mL	822245	02/12/24 12:25	PG	EET SAV
	Instrument ID: NOEQUIP									

Client Sample ID: MCI-LF4-GWC-1

Lab Sample ID: 680-246463-10
Date Collected: 02/07/24 17:05
Matrix: Water
Date Received: 02/08/24 12:35

Prep Type	Batch Type	Batch Method	Run	Dil Factor	Initial Amount	Final Amount	Batch Number	Prepared or Analyzed	Analyst	Lab
Total/NA	Analysis	300.0-1993 R2.1		1	5 mL	5 mL	821992	02/09/24 19:56	UI	EET SAV
	Instrument ID: CICK									
Total Recoverable	Prep	3005A			25 mL	125 mL	822324	02/13/24 04:51	RR	EET SAV
Total Recoverable	Analysis	6020B		1			822626	02/13/24 22:34	BWR	EET SAV
	Instrument ID: ICPMSD									
Total Recoverable	Prep	3005A			25 mL	125 mL	824890	02/28/24 05:50	RR	EET SAV
Total Recoverable	Analysis	6020B		1			825099	02/28/24 22:19	BWR	EET SAV
	Instrument ID: ICPMSD									
Total/NA	Analysis	2540C-2011		1	200 mL	200 mL	822656	02/14/24 10:53	PG	EET SAV
	Instrument ID: NOEQUIP									

Client Sample ID: MCI-GWC-9

Lab Sample ID: 680-246463-11
Date Collected: 02/07/24 12:55
Matrix: Water
Date Received: 02/08/24 12:35

Prep Type	Batch Type	Batch Method	Run	Dil Factor	Initial Amount	Final Amount	Batch Number	Prepared or Analyzed	Analyst	Lab
Total/NA	Analysis	300.0-1993 R2.1		1	5 mL	5 mL	821992	02/09/24 20:07	UI	EET SAV
	Instrument ID: CICK									
Total Recoverable	Prep	3005A			25 mL	125 mL	822324	02/13/24 04:51	RR	EET SAV
Total Recoverable	Analysis	6020B		1			822626	02/13/24 22:37	BWR	EET SAV
	Instrument ID: ICPMSD									

Lab Chronicle

Client: Southern Company
Project/Site: Plant McIntosh Landfill 4

Job ID: 680-246463-1

Client Sample ID: MCI-GWC-9

Lab Sample ID: 680-246463-11

Date Collected: 02/07/24 12:55

Matrix: Water

Date Received: 02/08/24 12:35

Prep Type	Batch Type	Batch Method	Run	Dil Factor	Initial Amount	Final Amount	Batch Number	Prepared or Analyzed	Analyst	Lab
Total/NA	Analysis	2540C-2011		1	200 mL	200 mL	822656	02/14/24 10:53	PG	EET SAV

Client Sample ID: MCI-GWC-10

Lab Sample ID: 680-246463-12

Date Collected: 02/07/24 10:40

Matrix: Water

Date Received: 02/08/24 12:35

Prep Type	Batch Type	Batch Method	Run	Dil Factor	Initial Amount	Final Amount	Batch Number	Prepared or Analyzed	Analyst	Lab
Total/NA	Analysis	300.0-1993 R2.1		1	5 mL	5 mL	821992	02/09/24 20:17	UI	EET SAV
	Instrument ID: CICK									
Total Recoverable	Prep	3005A			25 mL	125 mL	822324	02/13/24 04:51	RR	EET SAV
Total Recoverable	Analysis	6020B		1			822626	02/13/24 22:39	BWR	EET SAV
	Instrument ID: ICPMSD									
Total/NA	Analysis	2540C-2011		1	200 mL	200 mL	822656	02/14/24 10:53	PG	EET SAV
	Instrument ID: NOEQUIP									

Client Sample ID: MCI-GWC-11

Lab Sample ID: 680-246463-13

Date Collected: 02/07/24 13:16

Matrix: Water

Date Received: 02/08/24 12:35

Prep Type	Batch Type	Batch Method	Run	Dil Factor	Initial Amount	Final Amount	Batch Number	Prepared or Analyzed	Analyst	Lab
Total/NA	Analysis	300.0-1993 R2.1		1	5 mL	5 mL	821992	02/09/24 20:28	UI	EET SAV
	Instrument ID: CICK									
Total Recoverable	Prep	3005A			25 mL	125 mL	822324	02/13/24 04:51	RR	EET SAV
Total Recoverable	Analysis	6020B		1			822626	02/13/24 22:42	BWR	EET SAV
	Instrument ID: ICPMSD									
Total/NA	Analysis	2540C-2011		1	200 mL	200 mL	822656	02/14/24 10:53	PG	EET SAV
	Instrument ID: NOEQUIP									

Client Sample ID: MCI-GWC-18

Lab Sample ID: 680-246463-14

Date Collected: 02/07/24 11:21

Matrix: Water

Date Received: 02/08/24 12:35

Prep Type	Batch Type	Batch Method	Run	Dil Factor	Initial Amount	Final Amount	Batch Number	Prepared or Analyzed	Analyst	Lab
Total/NA	Analysis	300.0-1993 R2.1		1	5 mL	5 mL	821992	02/09/24 20:39	UI	EET SAV
	Instrument ID: CICK									
Total Recoverable	Prep	3005A			25 mL	125 mL	822324	02/13/24 04:51	RR	EET SAV
Total Recoverable	Analysis	6020B		1			822626	02/13/24 22:45	BWR	EET SAV
	Instrument ID: ICPMSD									
Total/NA	Analysis	2540C-2011		1	200 mL	200 mL	822656	02/14/24 10:53	PG	EET SAV
	Instrument ID: NOEQUIP									

Lab Chronicle

Client: Southern Company
Project/Site: Plant McIntosh Landfill 4

Job ID: 680-246463-1

Client Sample ID: MCI-GWC-19

Lab Sample ID: 680-246463-15

Date Collected: 02/07/24 14:35

Matrix: Water

Date Received: 02/08/24 12:35

Prep Type	Batch Type	Batch Method	Run	Dil Factor	Initial Amount	Final Amount	Batch Number	Prepared or Analyzed	Analyst	Lab
Total/NA	Analysis	300.0-1993 R2.1		1	5 mL	5 mL	821992	02/09/24 20:49	UI	EET SAV
	Instrument ID: CICK									
Total Recoverable	Prep	3005A			25 mL	125 mL	822324	02/13/24 04:51	RR	EET SAV
Total Recoverable	Analysis	6020B		1			822626	02/13/24 22:48	BWR	EET SAV
	Instrument ID: ICPMSD									
Total/NA	Analysis	2540C-2011		1	200 mL	200 mL	822656	02/14/24 10:53	PG	EET SAV
	Instrument ID: NOEQUIP									

Client Sample ID: MCI-GWC-20

Lab Sample ID: 680-246463-16

Date Collected: 02/07/24 16:47

Matrix: Water

Date Received: 02/08/24 12:35

Prep Type	Batch Type	Batch Method	Run	Dil Factor	Initial Amount	Final Amount	Batch Number	Prepared or Analyzed	Analyst	Lab
Total/NA	Analysis	300.0-1993 R2.1		1	5 mL	5 mL	821992	02/09/24 21:00	UI	EET SAV
	Instrument ID: CICK									
Total Recoverable	Prep	3005A			25 mL	125 mL	822324	02/13/24 04:51	RR	EET SAV
Total Recoverable	Analysis	6020B		1			822626	02/13/24 22:51	BWR	EET SAV
	Instrument ID: ICPMSD									
Total/NA	Analysis	2540C-2011		1	200 mL	200 mL	822656	02/14/24 10:53	PG	EET SAV
	Instrument ID: NOEQUIP									

Client Sample ID: MCI-GWC-21

Lab Sample ID: 680-246463-17

Date Collected: 02/07/24 15:55

Matrix: Water

Date Received: 02/08/24 12:35

Prep Type	Batch Type	Batch Method	Run	Dil Factor	Initial Amount	Final Amount	Batch Number	Prepared or Analyzed	Analyst	Lab
Total/NA	Analysis	300.0-1993 R2.1		1	5 mL	5 mL	821951	02/09/24 21:53	UI	EET SAV
	Instrument ID: CICK									
Total Recoverable	Prep	3005A			25 mL	125 mL	822324	02/13/24 04:51	RR	EET SAV
Total Recoverable	Analysis	6020B		1			822626	02/13/24 23:00	BWR	EET SAV
	Instrument ID: ICPMSD									
Total/NA	Analysis	2540C-2011		1	200 mL	200 mL	822656	02/14/24 10:53	PG	EET SAV
	Instrument ID: NOEQUIP									

Client Sample ID: MCI-GWC-23

Lab Sample ID: 680-246463-18

Date Collected: 02/07/24 15:22

Matrix: Water

Date Received: 02/08/24 12:35

Prep Type	Batch Type	Batch Method	Run	Dil Factor	Initial Amount	Final Amount	Batch Number	Prepared or Analyzed	Analyst	Lab
Total/NA	Analysis	300.0-1993 R2.1		1	5 mL	5 mL	821951	02/09/24 22:25	UI	EET SAV
	Instrument ID: CICK									
Total Recoverable	Prep	3005A			25 mL	125 mL	822324	02/13/24 04:51	RR	EET SAV
Total Recoverable	Analysis	6020B		1			822626	02/13/24 23:02	BWR	EET SAV
	Instrument ID: ICPMSD									
Total/NA	Analysis	2540C-2011		1	200 mL	200 mL	822656	02/14/24 10:53	PG	EET SAV
	Instrument ID: NOEQUIP									

Lab Chronicle

Client: Southern Company
Project/Site: Plant McIntosh Landfill 4

Job ID: 680-246463-1

Client Sample ID: MCI-LF4-FD-03

Lab Sample ID: 680-246463-19

Date Collected: 02/07/24 00:00
Matrix: Water
Date Received: 02/08/24 12:35

Prep Type	Batch Type	Batch Method	Run	Dil Factor	Initial Amount	Final Amount	Batch Number	Prepared or Analyzed	Analyst	Lab
Total/NA	Analysis	300.0-1993 R2.1		1	5 mL	5 mL	821951	02/09/24 22:36	UI	EET SAV
	Instrument ID: CICK									
Total Recoverable	Prep	3005A			25 mL	125 mL	822324	02/13/24 04:51	RR	EET SAV
Total Recoverable	Analysis	6020B		1			822626	02/13/24 23:05	BWR	EET SAV
	Instrument ID: ICPMSD									
Total/NA	Analysis	2540C-2011		1	200 mL	200 mL	822656	02/14/24 10:53	PG	EET SAV
	Instrument ID: NOEQUIP									

Client Sample ID: MCI-LF4-FD-04

Lab Sample ID: 680-246463-20

Date Collected: 02/07/24 00:00
Matrix: Water
Date Received: 02/08/24 12:35

Prep Type	Batch Type	Batch Method	Run	Dil Factor	Initial Amount	Final Amount	Batch Number	Prepared or Analyzed	Analyst	Lab
Total/NA	Analysis	300.0-1993 R2.1		1	5 mL	5 mL	821951	02/09/24 22:47	UI	EET SAV
	Instrument ID: CICK									
Total Recoverable	Prep	3005A			25 mL	125 mL	822324	02/13/24 04:51	RR	EET SAV
Total Recoverable	Analysis	6020B		1			822626	02/13/24 23:08	BWR	EET SAV
	Instrument ID: ICPMSD									
Total/NA	Analysis	2540C-2011		1	200 mL	200 mL	822656	02/14/24 10:53	PG	EET SAV
	Instrument ID: NOEQUIP									

Client Sample ID: MCI-LF4-FB-05

Lab Sample ID: 680-246463-21

Date Collected: 02/07/24 10:15
Matrix: Water
Date Received: 02/08/24 12:35

Prep Type	Batch Type	Batch Method	Run	Dil Factor	Initial Amount	Final Amount	Batch Number	Prepared or Analyzed	Analyst	Lab
Total/NA	Analysis	300.0-1993 R2.1		1	5 mL	5 mL	821951	02/09/24 22:57	UI	EET SAV
	Instrument ID: CICK									
Total Recoverable	Prep	3005A			25 mL	125 mL	822330	02/13/24 06:13	RR	EET SAV
Total Recoverable	Analysis	6020B		1			822540	02/13/24 14:27	BWR	EET SAV
	Instrument ID: ICPMSD									
Total Recoverable	Prep	3005A			25 mL	125 mL	822330	02/13/24 06:13	RR	EET SAV
Total Recoverable	Analysis	6020B		1			822626	02/13/24 20:56	BWR	EET SAV
	Instrument ID: ICPMSD									
Total/NA	Analysis	2540C-2011		1	200 mL	200 mL	822656	02/14/24 10:53	PG	EET SAV
	Instrument ID: NOEQUIP									

Client Sample ID: MCI-LF4-FB-06

Lab Sample ID: 680-246463-22

Date Collected: 02/08/24 09:40
Matrix: Water
Date Received: 02/08/24 12:35

Prep Type	Batch Type	Batch Method	Run	Dil Factor	Initial Amount	Final Amount	Batch Number	Prepared or Analyzed	Analyst	Lab
Total/NA	Analysis	300.0-1993 R2.1		1	5 mL	5 mL	821951	02/09/24 23:08	UI	EET SAV
	Instrument ID: CICK									

Lab Chronicle

Client: Southern Company
Project/Site: Plant McIntosh Landfill 4

Job ID: 680-246463-1

Client Sample ID: MCI-LF4-FB-06

Lab Sample ID: 680-246463-22
Date Collected: 02/08/24 09:40
Matrix: Water
Date Received: 02/08/24 12:35

Prep Type	Batch Type	Batch Method	Run	Dil Factor	Initial Amount	Final Amount	Batch Number	Prepared or Analyzed	Analyst	Lab
Total Recoverable	Prep	3005A			25 mL	125 mL	822330	02/13/24 06:13	RR	EET SAV
Total Recoverable	Analysis	6020B		1			822540	02/13/24 14:36	BWR	EET SAV
	Instrument ID: ICPMSD									
Total Recoverable	Prep	3005A			25 mL	125 mL	822330	02/13/24 06:13	RR	EET SAV
Total Recoverable	Analysis	6020B		1			822626	02/13/24 21:05	BWR	EET SAV
	Instrument ID: ICPMSD									
Total/NA	Analysis	2540C-2011		1	200 mL	200 mL	822656	02/14/24 10:53	PG	EET SAV
	Instrument ID: NOEQUIP									

Client Sample ID: MCI-LF4-EB-07

Lab Sample ID: 680-246463-23
Date Collected: 02/07/24 12:55
Matrix: Water
Date Received: 02/08/24 12:35

Prep Type	Batch Type	Batch Method	Run	Dil Factor	Initial Amount	Final Amount	Batch Number	Prepared or Analyzed	Analyst	Lab
Total/NA	Analysis	300.0-1993 R2.1		1	5 mL	5 mL	821951	02/09/24 23:19	UI	EET SAV
	Instrument ID: CICK									
Total Recoverable	Prep	3005A			25 mL	125 mL	822330	02/13/24 06:13	RR	EET SAV
Total Recoverable	Analysis	6020B		1			822540	02/13/24 14:39	BWR	EET SAV
	Instrument ID: ICPMSD									
Total Recoverable	Prep	3005A			25 mL	125 mL	822330	02/13/24 06:13	RR	EET SAV
Total Recoverable	Analysis	6020B		1			822626	02/13/24 21:08	BWR	EET SAV
	Instrument ID: ICPMSD									
Total/NA	Analysis	2540C-2011		1	200 mL	200 mL	822656	02/14/24 10:53	PG	EET SAV
	Instrument ID: NOEQUIP									

Client Sample ID: MCI-LF4-EB-08

Lab Sample ID: 680-246463-24
Date Collected: 02/07/24 15:00
Matrix: Water
Date Received: 02/08/24 12:35

Prep Type	Batch Type	Batch Method	Run	Dil Factor	Initial Amount	Final Amount	Batch Number	Prepared or Analyzed	Analyst	Lab
Total/NA	Analysis	300.0-1993 R2.1		1	5 mL	5 mL	821951	02/09/24 23:29	UI	EET SAV
	Instrument ID: CICK									
Total Recoverable	Prep	3005A			25 mL	125 mL	822330	02/13/24 06:13	RR	EET SAV
Total Recoverable	Analysis	6020B		1			822540	02/13/24 14:42	BWR	EET SAV
	Instrument ID: ICPMSD									
Total Recoverable	Prep	3005A			25 mL	125 mL	822330	02/13/24 06:13	RR	EET SAV
Total Recoverable	Analysis	6020B		1			822626	02/13/24 21:10	BWR	EET SAV
	Instrument ID: ICPMSD									
Total/NA	Analysis	2540C-2011		1	200 mL	200 mL	822656	02/14/24 10:53	PG	EET SAV
	Instrument ID: NOEQUIP									

Lab Chronicle

Client: Southern Company
Project/Site: Plant McIntosh Landfill 4

Job ID: 680-246463-1

Client Sample ID: MCI-GWC-12

Date Collected: 02/08/24 10:25
Date Received: 02/08/24 12:35

Lab Sample ID: 680-246463-25

Matrix: Water

Prep Type	Batch Type	Batch Method	Run	Dil Factor	Initial Amount	Final Amount	Batch Number	Prepared or Analyzed	Analyst	Lab
Total/NA	Analysis	300.0-1993 R2.1		1	5 mL	5 mL	821951	02/09/24 23:40	UI	EET SAV
	Instrument ID: CICK									
Total Recoverable	Prep	3005A			25 mL	125 mL	822330	02/13/24 06:13	RR	EET SAV
Total Recoverable	Analysis	6020B		1			822626	02/13/24 21:13	BWR	EET SAV
	Instrument ID: ICPMSD									
Total Recoverable	Prep	3005A			25 mL	125 mL	824890	02/28/24 05:50	RR	EET SAV
Total Recoverable	Analysis	6020B		1			825099	02/28/24 22:22	BWR	EET SAV
	Instrument ID: ICPMSD									
Total/NA	Analysis	2540C-2011		1	200 mL	200 mL	822656	02/14/24 10:53	PG	EET SAV
	Instrument ID: NOEQUIP									

Laboratory References:

EET SAV = Eurofins Savannah, 5102 LaRoche Avenue, Savannah, GA 31404, TEL (912)354-7858

Accreditation/Certification Summary

Client: Southern Company
Job ID: 680-246463-1
Project/Site: Plant McIntosh Landfill 4

Laboratory: Eurofins Savannah

The accreditations/certifications listed below are applicable to this report.

Authority	Program	Identification Number	Expiration Date
Florida	NELAP	E87052	06-30-24
Georgia	State	E87052	06-30-24

Method Summary

Client: Southern Company
Project/Site: Plant McIntosh Landfill 4

Job ID: 680-246463-1

Method	Method Description	Protocol	Laboratory
300.0-1993 R2.1	Anions, Ion Chromatography	MCAWW	EET SAV
6020B	Metals (ICP/MS)	SW846	EET SAV
2540C-2011	Total Dissolved Solids (Dried at 180 °C)	SM	EET SAV
3005A	Preparation, Total Recoverable or Dissolved Metals	SW846	EET SAV

Protocol References:

MCAWW = "Methods For Chemical Analysis Of Water And Wastes", EPA-600/4-79-020, March 1983 And Subsequent Revisions.

SM = "Standard Methods For The Examination Of Water And Wastewater"

SW846 = "Test Methods For Evaluating Solid Waste, Physical/Chemical Methods", Third Edition, November 1986 And Its Updates.

Laboratory References:

EET SAV = Eurofins Savannah, 5102 LaRoche Avenue, Savannah, GA 31404, TEL (912)354-7858

Eurofins TestAmerica, Savannah
5102 LaRoche Avenue
Savannah, GA 31404
Phone (912) 354-7858 Fax (912) 352-0165

Chain of Custody Record

eurofins | Environment Testing America

Client Information	Sampler: A. Schmittgen / H Auld ACC	Lab PM: Fuller, David	Carrier Tracking No(s):	COC No:
Client Contact: SCS Contacts	Phone: 770 594 5998	E-Mail: david.fuller@et.eurofinsus.com		Page: 1 of 3
Company: GA Power				Job #:
Address: 241 Ralph McGill Blvd SE	Due Date Requested:			
City: Atlanta	TAT Requested (days): Standard			
State, Zip: GA, 30308				
Phone: 404-506-7116(Tel)	Lab Project #: 68027746			
Email: SCS Contacts / ACC Contacts	PO #: GPC82130-0002			
Project Name: Plant McIntosh Landfill 4	Project #:			
Site: Georgia	SSOW#:			

Analysis Requested

Preservation Codes:
A - HCL, B - NaOH, C - Zn Acetate, D - Nitric Acid, E - NaHSO4, F - MeOH, G - Amchlor, H - Ascorbic Acid, I - Ice, J - DI Water, K - EDTA, L - EDA, M - Hexane, N - None, O - AsNaO2, P - Na2O4S, Q - Na2SO3, R - Na2S2O3, S - H2SO4, T - TSP Dodecahydrate, U - Acetone, V - MCAA, W - pH 4-5, Z - other (specify)
Other:

Task_Code: MCI-CCR-ASSMT-2024S1

Special Instructions/Note: Full APP III + 15 State Metals

Sample Identification	Sample Date (mm/dd/yy)	Sample Time (hhmm)	Sample Type (C=Comp, G=grab)	Matrix (WG=ground water, WS=surface water, WQ=quality control)	Field Filtered Sample (Yes or No)	Perform MS/MSD (Yes or No)	APP III Metals: B, Ca	Cl, F, SO4 & TDS (EPA 300.0 & SM 2540C)	Custom State 15 Permit Metals (EPA 6020): Sb,As,Ba,Be,Cd,Cr,Co,Cu,Pb,Ni,Se,Ag,Tl,V,Zn	Total Number of containers
			Preservation Code:				D	I	D	
MCI- LF4-GWA-2	02/06/24	1520	G	WG	N	N	✓	✓	✓	3
MCI- GWA-3	02/06/24	1519	G	WG	N	N	✓	✓	✓	3
MCI- GWA-4A	02/06/24	1025	G	WG	N	N	✓	✓	✓	3
MCI- LF4-GWA-5	02/06/24	1140	G	WG	N	N	✓	✓	✓	3
MCI- GWA-13	02/06/24	1400	G	WG	N	N	✓	✓	✓	3
MCI- GWA-14	02/06/24	1406	G	WG	N	N	✓	✓	✓	3
MCI- GWA-15	02/06/24	1309	G	WG	N	N	✓	✓	✓	3
MCI- GWA-16	02/06/24	1131	G	WG	N	N	✓	✓	✓	3
MCI- GWC-17	02/06/24	1651	G	WG	N	N	✓	✓	✓	3
~~MCI- GWC-16~~ 2/7/24 MCI-LF4-GWC-1	02/07/24	1705	G	WG	N	N	✓	✓	✓	3
MCI- GWC-9	02/07/24	1255	G	WG	N	N	✓	✓	✓	3

680-246463-01 Chain of Custody

Possible Hazard Identification
☐ Non-Hazard ☐ Flammable ☐ Skin Irritant ☐ Poison B ☒ Unknown ☐ Radiological

Sample Disposal (A fee may be assessed if samples are retained longer than 1 month)
☐ Return To Client ☒ Disposal By Lab ☐ Archive For _____ Months

Deliverable Requested: I, II, III, IV, Other (specify)

Special Instructions/QC Requirements: State Permit Metals: antimony, arsenic, barium, beryllium, cadmium, chromium, cobalt, copper, lead, nickel, selenium, silver, thallium, vanadium, zinc

Empty Kit Relinquished by:	Date:	Time:	Method of Shipment:

	Relinquished by:	Date/Time:	Company	Received by:	Date/Time:	Company
1		02/08/24 1130	ACC		02/07/24 1130	ACC
2		02/08/24 1235	ACC			
3					2/8/24 1235	Eurofins

Custody Seals Intact: △ Yes △ No | Custody Seal No.:

Cooler Temperature(s) °C and Other Remarks: 5.9/0.9 0.9/0.9 0.6/0.6 1.3/1.3

Eurofins TestAmerica, Savannah
5102 LaRoche Avenue
Savannah, GA 31404
Phone (912) 354-7858 Fax (912) 352-0165

Chain of Custody Record

eurofins | Environment Testing America

Client Information	Sampler: A. Schmittker / H Auld ACC	Lab PM: Fuller, David	Carrier Tracking No(s):	COC No:
Client Contact: SCS Contacts	Phone: 770-594-5998	E-Mail: david.fuller@et.eurofinsus.com		Page: 2 of 3
Company: GA Power				Job #:
Address: 241 Ralph McGill Blvd SE	Due Date Requested:			
City: Atlanta	TAT Requested (days): Standard			
State, Zip: GA, 30308				
Phone: 404-506-7116(Tel)	Lab Project #: 68027746			
Email: SCS Contacts / ACC Contacts	PO #: GPC82130-0002			
Project Name: Plant McIntosh Landfill 4	Project #:			
Site: Georgia	SSOW#:			

Analysis Requested

Preservation Codes:

A - HCL	M - Hexane
B - NaOH	N - None
C - Zn Acetate	O - AsNaO2
D - Nitric Acid	P - Na2O4S
E - NaHSO4	Q - Na2SO3
F - MeOH	R - Na2S2O3
G - Amchlor	S - H2SO4
H - Ascorbic Acid	T - TSP Dodecahydrate
I - Ice	U - Acetone
J - DI Water	V - MCAA
K - EDTA	W - pH 4-5
L - EDA	Z - other (specify)

Other:

Task_Code: MCI-CCR-ASSMT-2024S1

Special Instructions/Note: Full APP III + 15 State Metals

Sample Identification	Sample Date (mm/dd/yy)	Sample Time (hhmm)	Sample Type (C=comp, G=grab)	Matrix (WG=ground water, WS=surface water, WQ=quality control)	Field Filtered Sample (Yes or No)	Perform MS/MSD (Yes or No)	APP III Metals: B, Ca	Cl, F, SO_4 & TDS (EPA 300.0 & SM 2540C)	Custom State 15 Permit Metals (EPA 6020): Sb,As,Ba,Be,Cd,Cr,Co,Cu,Pb,Ni,Se,Ag,Tl,V,Zn	Total Number of containers	Special Instructions/Note
			Preservation Code:				D	I	D		
MCI- GWC-10	02/07/24	1040	G	WG		N	✓	✓	✓	3	
MCI- GWC-11	02/07/24	1316	G	WG		N	✓	✓	✓	3	
MCI- GWC-18	02/07/24	1121	G	WG		N	✓	✓	✓	3	
MCI- GWC-19	02/07/24	1435	G	WG		N	✓	✓	✓	3	
MCI- GWC-20	02/07/24	1647	G	WG		N	✓	✓	✓	3	
MCI- GWC-21	02/07/24	1555	G	WG		N	✓	✓	✓	3	
MCI- GWC-23	02/07/24	1522	G	WG		N	✓	✓	✓	3	
MCI- LF4-FD-03	02/07/24	—	G	WG		N	✓	✓	✓	3	
MCI- LF4-FD-04	02/07/24	—	G	WG		N	✓	✓	✓	3	
MCI- LF4-FB-05	02/07/24	1015	G	WQ		N	✓	✓	✓	3	
MCI- LF4-FB-06	02/08/24	0940	G	WQ		N	✓	✓	✓	3	

Possible Hazard Identification
☐ *Non-Hazard* ☐ *Flammable* ☐ *Skin Irritant* ☐ *Poison B* ☒ *Unknown* ☐ *Radiological*

Sample Disposal (A fee may be assessed if samples are retained longer than 1 month)
☐ *Return To Client* ☒ *Disposal By Lab* ☐ *Archive For _____ Months*

Deliverable Requested: I, II, III, IV, Other (specify)

Special Instructions/QC Requirements: State Permit Metals: antimony, arsenic, barium, beryllium, cadmium, chromium, cobalt, copper, lead, nickel, selenium, silver, thallium, vanadium, zinc

Empty Kit Relinquished by:	Date:	Time:	Method of Shipment:

Relinquished by:	Date/Time:	Company	Received by:	Date/Time:	Company
[signature]	02/08/24 1130	ACC	[signature]	02/08/24 1130	ACC
[signature]	02/08/24 1235	ACC			
			C. Munro	2/8/24 1235	Eurofins

Custody Seals Intact: Δ Yes Δ No	Custody Seal No.:	Cooler Temperature(s) °C and Other Remarks:

Ver: 8/8/2019
3/5/2024 (Rev. 1)

Eurofins TestAmerica, Savannah
5102 LaRoche Avenue
Savannah, GA 31404
Phone (912) 354-7858 Fax (912) 352-0165

Chain of Custody Record

eurofins | Environment Testing America

Client Information	Sampler: A Schmitthaer / H Auld ACC	Lab PM: Fuller, David	Carrier Tracking No(s):	COC No:
Client Contact: SCS Contacts	Phone: 770-594-5998	E-Mail: david.fuller@et.eurofinsus.com		Page: 3 of 3
Company: GA Power				Job #:
Address: 241 Ralph McGill Blvd SE	Due Date Requested:			
City: Atlanta	TAT Requested (days): Standard			
State, Zip: GA, 30308				
Phone: 404-506-7116(Tel)	Lab Project #: 68027746			
Email: SCS Contacts / ACC Contacts	PO #: GPC82130-0002			
Project Name: Plant McIntosh Landfill 4	Project #:			
Site: Georgia	SSOW#:			

Analysis Requested

Preservation Codes:

A - HCL	M - Hexane
B - NaOH	N - None
C - Zn Acetate	O - AsNaO2
D - Nitric Acid	P - Na2O4S
E - NaHSO4	Q - Na2SO3
F - MeOH	R - Na2S2O3
G - Amchlor	S - H2SO4
H - Ascorbic Acid	T - TSP Dodecahydrate
I - Ice	U - Acetone
J - DI Water	V - MCAA
K - EDTA	W - pH 4-5
L - EDA	Z - other (specify)

Other:

Task_Code: MCI-CCR-ASSMT-2024S1

Special Instructions/Note: Full APP III + 15 State Metals

Sample Identification	Sample Date (mm/dd/yy)	Sample Time (hhmm)	Sample Type (C=comp, G=grab)	Matrix (WG=ground water, WS=surface water, WQ=quality control)	Field Filtered Sample (Yes or No)	Perform MS/MSD (Yes or No)	APP III Metals: B, Ca	Cl, F, SO4 & TDS (EPA 300.0 & SM 2540C)	Custom State 15 Permit Metals (EPA 6020): Sb,As,Ba,Be,Cd,Cr,Co,Cu,Pb,Ni,Se,Ag,Tl,V,Zn	Total Number of containers	Task_Code
			Preservation Code:				D	I	D		
MCI- LF4-EB-07	02/07/24	1255	G	WQ		N	✓	✓	✓	3	
MCI- LF4-EB-08	02/07/24	1500	G	WQ		N	✓	✓	✓	3	
MCI- GWC-12	02/08/24	1025	G	WG		N	✓	✓	✓	3	
MCI-			G			N					
MCI-			G			N					
MCI-			G			N					
MCI-			G			N					
MCI-			G			N					
MCI-			G			N					
MCI-			G			N					
MCI-			G			N					

Possible Hazard Identification
☐ Non-Hazard ☐ Flammable ☐ Skin Irritant ☐ Poison B ☒ Unknown ☐ Radiological

Sample Disposal (A fee may be assessed if samples are retained longer than 1 month)
☐ Return To Client ☒ Disposal By Lab ☐ Archive For _____ Months

Deliverable Requested: I, II, III, IV, Other (specify)

Special Instructions/QC Requirements: State Permit Metals: antimony, arsenic, barium, beryllium, cadmium, chromium, cobalt, copper, lead, nickel, selenium, silver, thallium, vanadium, zinc

Empty Kit Relinquished by:	Date:	Time:	Method of Shipment:

Relinquished by:	Date/Time:	Company	Received by:	Date/Time:	Company
[signature]	02/08/24 1130	ACC	[signature]	02/08/24 1130	ACC
[signature]	02/08/24 1235	ACC			
			C. Munro	2/8/24 1235	Eurofins

Custody Seals Intact: Δ Yes Δ No	Custody Seal No.:	Cooler Temperature(s) °C and Other Remarks:

Login Sample Receipt Checklist

Client: Southern Company

Job Number: 680-246463-1

Login Number: 246463
List Number: 1
Creator: Johnson, Corey M

List Source: Eurofins Savannah

Question	Answer	Comment
Radioactivity wasn't checked or is </= background as measured by a survey meter.	N/A	
The cooler's custody seal, if present, is intact.	True	
Sample custody seals, if present, are intact.	True	
The cooler or samples do not appear to have been compromised or tampered with.	True	
Samples were received on ice.	True	
Cooler Temperature is acceptable.	True	
Cooler Temperature is recorded.	True	
COC is present.	True	
COC is filled out in ink and legible.	True	
COC is filled out with all pertinent information.	True	
Is the Field Sampler's name present on COC?	True	
There are no discrepancies between the containers received and the COC.	True	
Samples are received within Holding Time (excluding tests with immediate HTs)	True	
Sample containers have legible labels.	True	
Containers are not broken or leaking.	True	
Sample collection date/times are provided.	True	
Appropriate sample containers are used.	True	
Sample bottles are completely filled.	True	
Sample Preservation Verified.	N/A	
There is sufficient vol. for all requested analyses, incl. any requested MS/MSDs	True	
Containers requiring zero headspace have no headspace or bubble is <6mm (1/4").	N/A	
Multiphasic samples are not present.	True	
Samples do not require splitting or compositing.	True	
Residual Chlorine Checked.	N/A	

eurofins | Environment Testing

ANALYTICAL REPORT

PREPARED FOR

Attn: Lauren Hartley
Southern Company
241 Ralph McGill Blvd SE
B10185
Atlanta, Georgia 30308

Generated 2/15/2024 9:48:50 AM

JOB DESCRIPTION

Plant McIntosh Landfill 4

JOB NUMBER

680-246463-2

Eurofins Savannah
5102 LaRoche Avenue
Savannah GA 31404

See page two for job notes and contact information.

my EOL

Job Notes

This report may not be reproduced except in full, and with written approval from the laboratory. The results relate only to the samples tested. For questions please contact the Project Manager at the e-mail address or telephone number listed on this page.

The test results in this report relate only to the samples as received by the laboratory and will meet all requirements of the methodology, with any exceptions noted. This report shall not be reproduced except in full, without the express written approval of the laboratory. All questions should be directed to the Eurofins Environment Testing Southeast, LLC Project Manager.

Authorization



Generated
2/15/2024 9:48:50 AM

Authorized for release by
David Fuller, Project Manager
David.Fuller@et.eurofinsus.com
(770)344-8986

Definitions/Glossary

Client: Southern Company
Job ID: 680-246463-2
Project/Site: Plant McIntosh Landfill 4

Qualifiers

Metals

Qualifier	Qualifier Description
B	Compound was found in the blank and sample.
J	Result is less than the RL but greater than or equal to the MDL and the concentration is an approximate value.

General Chemistry

Qualifier	Qualifier Description
F3	Duplicate RPD exceeds the control limit

Glossary

Abbreviation	These commonly used abbreviations may or may not be present in this report.
¤	Listed under the "D" column to designate that the result is reported on a dry weight basis
%R	Percent Recovery
CFL	Contains Free Liquid
CFU	Colony Forming Unit
CNF	Contains No Free Liquid
DER	Duplicate Error Ratio (normalized absolute difference)
Dil Fac	Dilution Factor
DL	Detection Limit (DoD/DOE)
DL, RA, RE, IN	Indicates a Dilution, Re-analysis, Re-extraction, or additional Initial metals/anion analysis of the sample
DLC	Decision Level Concentration (Radiochemistry)
EDL	Estimated Detection Limit (Dioxin)
LOD	Limit of Detection (DoD/DOE)
LOQ	Limit of Quantitation (DoD/DOE)
MCL	EPA recommended "Maximum Contaminant Level"
MDA	Minimum Detectable Activity (Radiochemistry)
MDC	Minimum Detectable Concentration (Radiochemistry)
MDL	Method Detection Limit
ML	Minimum Level (Dioxin)
MPN	Most Probable Number
MQL	Method Quantitation Limit
NC	Not Calculated
ND	Not Detected at the reporting limit (or MDL or EDL if shown)
NEG	Negative / Absent
POS	Positive / Present
PQL	Practical Quantitation Limit
PRES	Presumptive
QC	Quality Control
RER	Relative Error Ratio (Radiochemistry)
RL	Reporting Limit or Requested Limit (Radiochemistry)
RPD	Relative Percent Difference, a measure of the relative difference between two points
TEF	Toxicity Equivalent Factor (Dioxin)
TEQ	Toxicity Equivalent Quotient (Dioxin)
TNTC	Too Numerous To Count

Sample Summary

Client: Southern Company
Job ID: 680-246463-2
Project/Site: Plant McIntosh Landfill 4

Lab Sample ID	Client Sample ID	Matrix	Collected	Received
680-246463-1	MCI-LF4-GWA-2	Water	02/06/24 15:20	02/08/24 12:35
680-246463-2	MCI-GWA-3	Water	02/06/24 15:19	02/08/24 12:35
680-246463-3	MCI-GWA-4A	Water	02/06/24 10:25	02/08/24 12:35
680-246463-4	MCI-LF4-GWA-5	Water	02/06/24 11:40	02/08/24 12:35
680-246463-5	MCI-GWA-13	Water	02/06/24 14:00	02/08/24 12:35
680-246463-6	MCI-GWA-14	Water	02/06/24 14:06	02/08/24 12:35
680-246463-7	MCI-GWA-15	Water	02/06/24 13:09	02/08/24 12:35
680-246463-8	MCI-GWA-16	Water	02/06/24 11:31	02/08/24 12:35
680-246463-9	MCI-GWC-17	Water	02/06/24 16:51	02/08/24 12:35
680-246463-10	MCI-LF4-GWC-1	Water	02/07/24 17:05	02/08/24 12:35
680-246463-11	MCI-GWC-9	Water	02/07/24 12:55	02/08/24 12:35
680-246463-12	MCI-GWC-10	Water	02/07/24 10:40	02/08/24 12:35
680-246463-13	MCI-GWC-11	Water	02/07/24 13:16	02/08/24 12:35
680-246463-14	MCI-GWC-18	Water	02/07/24 11:21	02/08/24 12:35
680-246463-15	MCI-GWC-19	Water	02/07/24 14:35	02/08/24 12:35
680-246463-16	MCI-GWC-20	Water	02/07/24 16:47	02/08/24 12:35
680-246463-17	MCI-GWC-21	Water	02/07/24 15:55	02/08/24 12:35
680-246463-18	MCI-GWC-23	Water	02/07/24 15:22	02/08/24 12:35
680-246463-25	MCI-GWC-12	Water	02/08/24 10:25	02/08/24 12:35

Job ID: 680-246463-2 — Eurofins Savannah

Job Narrative
680-246463-2

Analytical test results meet all requirements of the associated regulatory program listed on the Accreditation/Certification Summary Page unless otherwise noted under the individual analysis. Data qualifiers are applied to indicate exceptions. Noncompliant quality control (QC) is further explained in narrative comments.

- Matrix QC may not be reported if insufficient sample or site-specific QC samples were not submitted. In these situations, to demonstrate precision and accuracy at a batch level, a LCS/LCSD may be performed, unless otherwise specified in the method.
- Surrogate and/or isotope dilution analyte recoveries (if applicable) which are outside of the QC window are confirmed unless attributed to a dilution or otherwise noted in the narrative.

Receipt
The samples were received on 2/8/2024 12:35 PM. Unless otherwise noted below, the samples arrived in good condition, and, where required, properly preserved and on ice. The temperatures of the 4 coolers at receipt time were 0.6°C, 0.9°C, 0.9°C and 1.3°C

Metals
No additional analytical or quality issues were noted, other than those described above or in the Definitions/ Glossary page.

General Chemistry
Method 2320B: The sample duplicate precision for the following sample associated with analytical batch 680-822631 was outside control limits: (680-246463-B-15 DU). The associated Laboratory Control Sample / Laboratory Control Sample Duplicate (LCS/LCSD) precision met acceptance criteria.

No additional analytical or quality issues were noted, other than those described above or in the Definitions/ Glossary page.

Client: Southern Company
Project/Site: Plant McIntosh Landfill 4

Job ID: 680-246463-2

Client Sample ID: MCI-LF4-GWA-2

Lab Sample ID: 680-246463-1

Date Collected: 02/06/24 15:20

Matrix: Water

Date Received: 02/08/24 12:35

Method: SW846 6020B - Metals (ICP/MS) - Total Recoverable

Analyte	Result	Qualifier	RL	MDL	Unit	D	Prepared	Analyzed	Dil Fac
Potassium	1.0		0.50	0.044	mg/L		02/13/24 04:51	02/13/24 21:56	1
Magnesium	0.82		0.50	0.023	mg/L		02/13/24 04:51	02/13/24 21:56	1
Sodium	3.6		0.50	0.20	mg/L		02/13/24 04:51	02/13/24 21:56	1

General Chemistry

Analyte	Result	Qualifier	RL	MDL	Unit	D	Prepared	Analyzed	Dil Fac
Total Alkalinity as CaCO3 (SM 2320B-2011)	<5.0		5.0	5.0	mg/L			02/09/24 19:14	1
Bicarbonate Alkalinity as CaCO3 (SM 2320B-2011)	<5.0		5.0	5.0	mg/L			02/09/24 19:14	1
Carbonate Alkalinity as CaCO3 (SM 2320B-2011)	<5.0		5.0	5.0	mg/L			02/09/24 19:14	1

Client Sample ID: MCI-GWA-3

Lab Sample ID: 680-246463-2

Date Collected: 02/06/24 15:19

Matrix: Water

Date Received: 02/08/24 12:35

Method: SW846 6020B - Metals (ICP/MS) - Total Recoverable

Analyte	Result	Qualifier	RL	MDL	Unit	D	Prepared	Analyzed	Dil Fac
Potassium	0.72		0.50	0.044	mg/L		02/13/24 04:51	02/13/24 22:05	1
Magnesium	0.38	J	0.50	0.023	mg/L		02/13/24 04:51	02/13/24 22:05	1
Sodium	2.5		0.50	0.20	mg/L		02/13/24 04:51	02/13/24 22:05	1

General Chemistry

Analyte	Result	Qualifier	RL	MDL	Unit	D	Prepared	Analyzed	Dil Fac
Total Alkalinity as CaCO3 (SM 2320B-2011)	<5.0		5.0	5.0	mg/L			02/10/24 00:47	1
Bicarbonate Alkalinity as CaCO3 (SM 2320B-2011)	<5.0		5.0	5.0	mg/L			02/10/24 00:47	1
Carbonate Alkalinity as CaCO3 (SM 2320B-2011)	<5.0		5.0	5.0	mg/L			02/10/24 00:47	1

Client Sample ID: MCI-GWA-4A

Lab Sample ID: 680-246463-3

Date Collected: 02/06/24 10:25

Matrix: Water

Date Received: 02/08/24 12:35

Method: SW846 6020B - Metals (ICP/MS) - Total Recoverable

Analyte	Result	Qualifier	RL	MDL	Unit	D	Prepared	Analyzed	Dil Fac
Potassium	0.63		0.50	0.044	mg/L		02/13/24 04:51	02/13/24 22:08	1
Magnesium	0.52		0.50	0.023	mg/L		02/13/24 04:51	02/13/24 22:08	1
Sodium	3.0		0.50	0.20	mg/L		02/13/24 04:51	02/13/24 22:08	1

General Chemistry

Analyte	Result	Qualifier	RL	MDL	Unit	D	Prepared	Analyzed	Dil Fac
Total Alkalinity as CaCO3 (SM 2320B-2011)	<5.0		5.0	5.0	mg/L			02/10/24 00:41	1
Bicarbonate Alkalinity as CaCO3 (SM 2320B-2011)	<5.0		5.0	5.0	mg/L			02/10/24 00:41	1
Carbonate Alkalinity as CaCO3 (SM 2320B-2011)	<5.0		5.0	5.0	mg/L			02/10/24 00:41	1

Client: Southern Company
Project/Site: Plant McIntosh Landfill 4

Job ID: 680-246463-2

Client Sample ID: MCI-LF4-GWA-5

Lab Sample ID: 680-246463-4

Date Collected: 02/06/24 11:40

Matrix: Water

Date Received: 02/08/24 12:35

Method: SW846 6020B - Metals (ICP/MS) - Total Recoverable

Analyte	Result	Qualifier	RL	MDL	Unit	D	Prepared	Analyzed	Dil Fac
Potassium	**0.78**		0.50	0.044	mg/L		02/13/24 04:51	02/13/24 22:11	1
Magnesium	**0.61**		0.50	0.023	mg/L		02/13/24 04:51	02/13/24 22:11	1
Sodium	**2.9**		0.50	0.20	mg/L		02/13/24 04:51	02/13/24 22:11	1

General Chemistry

Analyte	Result	Qualifier	RL	MDL	Unit	D	Prepared	Analyzed	Dil Fac
Total Alkalinity as CaCO3 (SM 2320B-2011)	**11**		5.0	5.0	mg/L			02/10/24 00:27	1
Bicarbonate Alkalinity as CaCO3 (SM 2320B-2011)	**11**		5.0	5.0	mg/L			02/10/24 00:27	1
Carbonate Alkalinity as CaCO3 (SM 2320B-2011)	<5.0		5.0	5.0	mg/L			02/10/24 00:27	1

Client Sample ID: MCI-GWA-13

Lab Sample ID: 680-246463-5

Date Collected: 02/06/24 14:00

Matrix: Water

Date Received: 02/08/24 12:35

Method: SW846 6020B - Metals (ICP/MS) - Total Recoverable

Analyte	Result	Qualifier	RL	MDL	Unit	D	Prepared	Analyzed	Dil Fac
Potassium	**0.75**		0.50	0.044	mg/L		02/13/24 04:51	02/13/24 22:14	1
Magnesium	**0.45**	**J**	0.50	0.023	mg/L		02/13/24 04:51	02/13/24 22:14	1
Sodium	**2.7**		0.50	0.20	mg/L		02/13/24 04:51	02/13/24 22:14	1

General Chemistry

Analyte	Result	Qualifier	RL	MDL	Unit	D	Prepared	Analyzed	Dil Fac
Total Alkalinity as CaCO3 (SM 2320B-2011)	<5.0		5.0	5.0	mg/L			02/09/24 19:08	1
Bicarbonate Alkalinity as CaCO3 (SM 2320B-2011)	<5.0		5.0	5.0	mg/L			02/09/24 19:08	1
Carbonate Alkalinity as CaCO3 (SM 2320B-2011)	<5.0		5.0	5.0	mg/L			02/09/24 19:08	1

Client Sample ID: MCI-GWA-14

Lab Sample ID: 680-246463-6

Date Collected: 02/06/24 14:06

Matrix: Water

Date Received: 02/08/24 12:35

Method: SW846 6020B - Metals (ICP/MS) - Total Recoverable

Analyte	Result	Qualifier	RL	MDL	Unit	D	Prepared	Analyzed	Dil Fac
Potassium	**0.74**		0.50	0.044	mg/L		02/13/24 04:51	02/13/24 22:17	1
Magnesium	**0.43**	**J**	0.50	0.023	mg/L		02/13/24 04:51	02/13/24 22:17	1
Sodium	**3.7**		0.50	0.20	mg/L		02/13/24 04:51	02/13/24 22:17	1

General Chemistry

Analyte	Result	Qualifier	RL	MDL	Unit	D	Prepared	Analyzed	Dil Fac
Total Alkalinity as CaCO3 (SM 2320B-2011)	<5.0		5.0	5.0	mg/L			02/10/24 00:04	1
Bicarbonate Alkalinity as CaCO3 (SM 2320B-2011)	<5.0		5.0	5.0	mg/L			02/10/24 00:04	1
Carbonate Alkalinity as CaCO3 (SM 2320B-2011)	<5.0		5.0	5.0	mg/L			02/10/24 00:04	1

Client: Southern Company
Project/Site: Plant McIntosh Landfill 4

Job ID: 680-246463-2

Client Sample ID: MCI-GWA-15

Lab Sample ID: 680-246463-7

Date Collected: 02/06/24 13:09

Matrix: Water

Date Received: 02/08/24 12:35

Method: SW846 6020B - Metals (ICP/MS) - Total Recoverable

Analyte	Result	Qualifier	RL	MDL	Unit	D	Prepared	Analyzed	Dil Fac
Potassium	**0.66**		0.50	0.044	mg/L		02/13/24 04:51	02/13/24 22:25	1
Magnesium	**0.56**		0.50	0.023	mg/L		02/13/24 04:51	02/13/24 22:25	1
Sodium	**2.9**		0.50	0.20	mg/L		02/13/24 04:51	02/13/24 22:25	1

General Chemistry

Analyte	Result	Qualifier	RL	MDL	Unit	D	Prepared	Analyzed	Dil Fac
Total Alkalinity as CaCO3 (SM 2320B-2011)	**9.4**		5.0	5.0	mg/L			02/09/24 18:56	1
Bicarbonate Alkalinity as CaCO3 (SM 2320B-2011)	**9.4**		5.0	5.0	mg/L			02/09/24 18:56	1
Carbonate Alkalinity as CaCO3 (SM 2320B-2011)	<5.0		5.0	5.0	mg/L			02/09/24 18:56	1

Client Sample ID: MCI-GWA-16

Lab Sample ID: 680-246463-8

Date Collected: 02/06/24 11:31

Matrix: Water

Date Received: 02/08/24 12:35

Method: SW846 6020B - Metals (ICP/MS) - Total Recoverable

Analyte	Result	Qualifier	RL	MDL	Unit	D	Prepared	Analyzed	Dil Fac
Potassium	**0.83**		0.50	0.044	mg/L		02/13/24 04:51	02/13/24 22:28	1
Magnesium	**0.54**		0.50	0.023	mg/L		02/13/24 04:51	02/13/24 22:28	1
Sodium	**2.7**		0.50	0.20	mg/L		02/13/24 04:51	02/13/24 22:28	1

General Chemistry

Analyte	Result	Qualifier	RL	MDL	Unit	D	Prepared	Analyzed	Dil Fac
Total Alkalinity as CaCO3 (SM 2320B-2011)	<5.0		5.0	5.0	mg/L			02/09/24 19:02	1
Bicarbonate Alkalinity as CaCO3 (SM 2320B-2011)	<5.0		5.0	5.0	mg/L			02/09/24 19:02	1
Carbonate Alkalinity as CaCO3 (SM 2320B-2011)	<5.0		5.0	5.0	mg/L			02/09/24 19:02	1

Client Sample ID: MCI-GWC-17

Lab Sample ID: 680-246463-9

Date Collected: 02/06/24 16:51

Matrix: Water

Date Received: 02/08/24 12:35

Method: SW846 6020B - Metals (ICP/MS) - Total Recoverable

Analyte	Result	Qualifier	RL	MDL	Unit	D	Prepared	Analyzed	Dil Fac
Potassium	**1.2**		0.50	0.044	mg/L		02/13/24 04:51	02/13/24 22:31	1
Magnesium	**0.77**		0.50	0.023	mg/L		02/13/24 04:51	02/13/24 22:31	1
Sodium	**2.6**		0.50	0.20	mg/L		02/13/24 04:51	02/13/24 22:31	1

General Chemistry

Analyte	Result	Qualifier	RL	MDL	Unit	D	Prepared	Analyzed	Dil Fac
Total Alkalinity as CaCO3 (SM 2320B-2011)	**7.4**		5.0	5.0	mg/L			02/09/24 21:32	1
Bicarbonate Alkalinity as CaCO3 (SM 2320B-2011)	**7.4**		5.0	5.0	mg/L			02/09/24 21:32	1
Carbonate Alkalinity as CaCO3 (SM 2320B-2011)	<5.0		5.0	5.0	mg/L			02/09/24 21:32	1

Client: Southern Company
Project/Site: Plant McIntosh Landfill 4

Job ID: 680-246463-2

Client Sample ID: MCI-LF4-GWC-1

Lab Sample ID: 680-246463-10

Date Collected: 02/07/24 17:05

Matrix: Water

Date Received: 02/08/24 12:35

Method: SW846 6020B - Metals (ICP/MS) - Total Recoverable

Analyte	Result	Qualifier	RL	MDL	Unit	D	Prepared	Analyzed	Dil Fac
Potassium	0.78		0.50	0.044	mg/L		02/13/24 04:51	02/13/24 22:34	1
Magnesium	0.96		0.50	0.023	mg/L		02/13/24 04:51	02/13/24 22:34	1
Sodium	5.1		0.50	0.20	mg/L		02/13/24 04:51	02/13/24 22:34	1

General Chemistry

Analyte	Result	Qualifier	RL	MDL	Unit	D	Prepared	Analyzed	Dil Fac
Total Alkalinity as CaCO3 (SM 2320B-2011)	8.6		5.0	5.0	mg/L			02/09/24 19:21	1
Bicarbonate Alkalinity as CaCO3 (SM 2320B-2011)	8.6		5.0	5.0	mg/L			02/09/24 19:21	1
Carbonate Alkalinity as CaCO3 (SM 2320B-2011)	<5.0		5.0	5.0	mg/L			02/09/24 19:21	1

Client Sample ID: MCI-GWC-9

Lab Sample ID: 680-246463-11

Date Collected: 02/07/24 12:55

Matrix: Water

Date Received: 02/08/24 12:35

Method: SW846 6020B - Metals (ICP/MS) - Total Recoverable

Analyte	Result	Qualifier	RL	MDL	Unit	D	Prepared	Analyzed	Dil Fac
Potassium	1.1		0.50	0.044	mg/L		02/13/24 04:51	02/13/24 22:37	1
Magnesium	1.8		0.50	0.023	mg/L		02/13/24 04:51	02/13/24 22:37	1
Sodium	6.4		0.50	0.20	mg/L		02/13/24 04:51	02/13/24 22:37	1

General Chemistry

Analyte	Result	Qualifier	RL	MDL	Unit	D	Prepared	Analyzed	Dil Fac
Total Alkalinity as CaCO3 (SM 2320B-2011)	14		5.0	5.0	mg/L			02/09/24 19:29	1
Bicarbonate Alkalinity as CaCO3 (SM 2320B-2011)	14		5.0	5.0	mg/L			02/09/24 19:29	1
Carbonate Alkalinity as CaCO3 (SM 2320B-2011)	<5.0		5.0	5.0	mg/L			02/09/24 19:29	1

Client Sample ID: MCI-GWC-10

Lab Sample ID: 680-246463-12

Date Collected: 02/07/24 10:40

Matrix: Water

Date Received: 02/08/24 12:35

Method: SW846 6020B - Metals (ICP/MS) - Total Recoverable

Analyte	Result	Qualifier	RL	MDL	Unit	D	Prepared	Analyzed	Dil Fac
Potassium	1.3		0.50	0.044	mg/L		02/13/24 04:51	02/13/24 22:39	1
Magnesium	12		0.50	0.023	mg/L		02/13/24 04:51	02/13/24 22:39	1
Sodium	6.2		0.50	0.20	mg/L		02/13/24 04:51	02/13/24 22:39	1

General Chemistry

Analyte	Result	Qualifier	RL	MDL	Unit	D	Prepared	Analyzed	Dil Fac
Total Alkalinity as CaCO3 (SM 2320B-2011)	98		5.0	5.0	mg/L			02/13/24 21:08	1
Bicarbonate Alkalinity as CaCO3 (SM 2320B-2011)	98		5.0	5.0	mg/L			02/13/24 21:08	1
Carbonate Alkalinity as CaCO3 (SM 2320B-2011)	<5.0		5.0	5.0	mg/L			02/13/24 21:08	1

Client: Southern Company
Project/Site: Plant McIntosh Landfill 4

Job ID: 680-246463-2

Client Sample ID: MCI-GWC-11

Lab Sample ID: 680-246463-13

Date Collected: 02/07/24 13:16

Matrix: Water

Date Received: 02/08/24 12:35

Method: SW846 6020B - Metals (ICP/MS) - Total Recoverable

Analyte	Result	Qualifier	RL	MDL	Unit	D	Prepared	Analyzed	Dil Fac
Potassium	0.92		0.50	0.044	mg/L		02/13/24 04:51	02/13/24 22:42	1
Magnesium	3.9		0.50	0.023	mg/L		02/13/24 04:51	02/13/24 22:42	1
Sodium	4.6		0.50	0.20	mg/L		02/13/24 04:51	02/13/24 22:42	1

General Chemistry

Analyte	Result	Qualifier	RL	MDL	Unit	D	Prepared	Analyzed	Dil Fac
Total Alkalinity as CaCO3 (SM 2320B-2011)	36		5.0	5.0	mg/L			02/13/24 21:32	1
Bicarbonate Alkalinity as CaCO3 (SM 2320B-2011)	37		5.0	5.0	mg/L			02/13/24 21:32	1
Carbonate Alkalinity as CaCO3 (SM 2320B-2011)	<5.0		5.0	5.0	mg/L			02/13/24 21:32	1

Client Sample ID: MCI-GWC-18

Lab Sample ID: 680-246463-14

Date Collected: 02/07/24 11:21

Matrix: Water

Date Received: 02/08/24 12:35

Method: SW846 6020B - Metals (ICP/MS) - Total Recoverable

Analyte	Result	Qualifier	RL	MDL	Unit	D	Prepared	Analyzed	Dil Fac
Potassium	1.1		0.50	0.044	mg/L		02/13/24 04:51	02/13/24 22:45	1
Magnesium	6.3		0.50	0.023	mg/L		02/13/24 04:51	02/13/24 22:45	1
Sodium	4.5		0.50	0.20	mg/L		02/13/24 04:51	02/13/24 22:45	1

General Chemistry

Analyte	Result	Qualifier	RL	MDL	Unit	D	Prepared	Analyzed	Dil Fac
Total Alkalinity as CaCO3 (SM 2320B-2011)	60		5.0	5.0	mg/L			02/13/24 21:17	1
Bicarbonate Alkalinity as CaCO3 (SM 2320B-2011)	60		5.0	5.0	mg/L			02/13/24 21:17	1
Carbonate Alkalinity as CaCO3 (SM 2320B-2011)	<5.0		5.0	5.0	mg/L			02/13/24 21:17	1

Client Sample ID: MCI-GWC-19

Lab Sample ID: 680-246463-15

Date Collected: 02/07/24 14:35

Matrix: Water

Date Received: 02/08/24 12:35

Method: SW846 6020B - Metals (ICP/MS) - Total Recoverable

Analyte	Result	Qualifier	RL	MDL	Unit	D	Prepared	Analyzed	Dil Fac
Potassium	0.98		0.50	0.044	mg/L		02/13/24 04:51	02/13/24 22:48	1
Magnesium	1.4		0.50	0.023	mg/L		02/13/24 04:51	02/13/24 22:48	1
Sodium	4.1		0.50	0.20	mg/L		02/13/24 04:51	02/13/24 22:48	1

General Chemistry

Analyte	Result	Qualifier	RL	MDL	Unit	D	Prepared	Analyzed	Dil Fac
Total Alkalinity as CaCO3 (SM 2320B-2011)	21		5.0	5.0	mg/L			02/13/24 20:45	1
Bicarbonate Alkalinity as CaCO3 (SM 2320B-2011)	21		5.0	5.0	mg/L			02/13/24 20:45	1
Carbonate Alkalinity as CaCO3 (SM 2320B-2011)	<5.0		5.0	5.0	mg/L			02/13/24 20:45	1

Client Sample ID: MCI-GWC-20

Lab Sample ID: 680-246463-16

Date Collected: 02/07/24 16:47

Matrix: Water

Date Received: 02/08/24 12:35

Method: SW846 6020B - Metals (ICP/MS) - Total Recoverable

Analyte	Result	Qualifier	RL	MDL	Unit	D	Prepared	Analyzed	Dil Fac
Potassium	**0.82**		0.50	0.044	mg/L		02/13/24 04:51	02/13/24 22:51	1
Magnesium	**0.83**		0.50	0.023	mg/L		02/13/24 04:51	02/13/24 22:51	1
Sodium	**4.5**		0.50	0.20	mg/L		02/13/24 04:51	02/13/24 22:51	1

General Chemistry

Analyte	Result	Qualifier	RL	MDL	Unit	D	Prepared	Analyzed	Dil Fac
Total Alkalinity as CaCO3 (SM 2320B-2011)	<5.0		5.0	5.0	mg/L			02/13/24 21:00	1
Bicarbonate Alkalinity as CaCO3 (SM 2320B-2011)	<5.0		5.0	5.0	mg/L			02/13/24 21:00	1
Carbonate Alkalinity as CaCO3 (SM 2320B-2011)	<5.0		5.0	5.0	mg/L			02/13/24 21:00	1

Client Sample ID: MCI-GWC-21

Lab Sample ID: 680-246463-17

Date Collected: 02/07/24 15:55

Matrix: Water

Date Received: 02/08/24 12:35

Method: SW846 6020B - Metals (ICP/MS) - Total Recoverable

Analyte	Result	Qualifier	RL	MDL	Unit	D	Prepared	Analyzed	Dil Fac
Potassium	**0.85**		0.50	0.044	mg/L		02/13/24 04:51	02/13/24 23:00	1
Magnesium	**0.77**		0.50	0.023	mg/L		02/13/24 04:51	02/13/24 23:00	1
Sodium	**4.3**		0.50	0.20	mg/L		02/13/24 04:51	02/13/24 23:00	1

General Chemistry

Analyte	Result	Qualifier	RL	MDL	Unit	D	Prepared	Analyzed	Dil Fac
Total Alkalinity as CaCO3 (SM 2320B-2011)	**5.2**		5.0	5.0	mg/L			02/13/24 21:38	1
Bicarbonate Alkalinity as CaCO3 (SM 2320B-2011)	**5.2**		5.0	5.0	mg/L			02/13/24 21:38	1
Carbonate Alkalinity as CaCO3 (SM 2320B-2011)	<5.0		5.0	5.0	mg/L			02/13/24 21:38	1

Client Sample ID: MCI-GWC-23

Lab Sample ID: 680-246463-18

Date Collected: 02/07/24 15:22

Matrix: Water

Date Received: 02/08/24 12:35

Method: SW846 6020B - Metals (ICP/MS) - Total Recoverable

Analyte	Result	Qualifier	RL	MDL	Unit	D	Prepared	Analyzed	Dil Fac
Potassium	**0.72**		0.50	0.044	mg/L		02/13/24 04:51	02/13/24 23:02	1
Magnesium	**0.58**		0.50	0.023	mg/L		02/13/24 04:51	02/13/24 23:02	1
Sodium	**4.4**		0.50	0.20	mg/L		02/13/24 04:51	02/13/24 23:02	1

General Chemistry

Analyte	Result	Qualifier	RL	MDL	Unit	D	Prepared	Analyzed	Dil Fac
Total Alkalinity as CaCO3 (SM 2320B-2011)	<5.0		5.0	5.0	mg/L			02/13/24 21:44	1
Bicarbonate Alkalinity as CaCO3 (SM 2320B-2011)	<5.0		5.0	5.0	mg/L			02/13/24 21:44	1
Carbonate Alkalinity as CaCO3 (SM 2320B-2011)	<5.0		5.0	5.0	mg/L			02/13/24 21:44	1

Client: Southern Company
Project/Site: Plant McIntosh Landfill 4

Job ID: 680-246463-2

Client Sample ID: MCI-GWC-12
Date Collected: 02/08/24 10:25
Date Received: 02/08/24 12:35

Lab Sample ID: 680-246463-25
Matrix: Water

Method: SW846 6020B - Metals (ICP/MS) - Total Recoverable

Analyte	Result	Qualifier	RL	MDL	Unit	D	Prepared	Analyzed	Dil Fac
Potassium	0.67		0.50	0.044	mg/L		02/13/24 06:13	02/13/24 21:13	1
Magnesium	0.44	J B	0.50	0.023	mg/L		02/13/24 06:13	02/13/24 21:13	1
Sodium	2.7		0.50	0.20	mg/L		02/13/24 06:13	02/13/24 21:13	1

General Chemistry

Analyte	Result	Qualifier	RL	MDL	Unit	D	Prepared	Analyzed	Dil Fac
Total Alkalinity as CaCO3 (SM 2320B-2011)	<5.0		5.0	5.0	mg/L			02/13/24 21:23	1
Bicarbonate Alkalinity as CaCO3 (SM 2320B-2011)	<5.0		5.0	5.0	mg/L			02/13/24 21:23	1
Carbonate Alkalinity as CaCO3 (SM 2320B-2011)	<5.0		5.0	5.0	mg/L			02/13/24 21:23	1

Method: 6020B - Metals (ICP/MS)

Lab Sample ID: MB 680-822324/1-A
Matrix: Water
Analysis Batch: 822626

Client Sample ID: Method Blank
Prep Type: Total Recoverable
Prep Batch: 822324

Analyte	MB Result	MB Qualifier	RL	MDL	Unit	D	Prepared	Analyzed	Dil Fac
Potassium	<0.044		0.50	0.044	mg/L		02/13/24 04:51	02/13/24 21:51	1
Magnesium	<0.023		0.50	0.023	mg/L		02/13/24 04:51	02/13/24 21:51	1
Sodium	<0.20		0.50	0.20	mg/L		02/13/24 04:51	02/13/24 21:51	1

Lab Sample ID: LCS 680-822324/2-A
Matrix: Water
Analysis Batch: 822626

Client Sample ID: Lab Control Sample
Prep Type: Total Recoverable
Prep Batch: 822324

Analyte	Spike Added	LCS Result	LCS Qualifier	Unit	D	%Rec	%Rec Limits
Potassium	7.00	6.77		mg/L		97	80 - 120
Magnesium	5.00	4.78		mg/L		96	80 - 120
Sodium	5.03	4.75		mg/L		94	80 - 120

Lab Sample ID: 680-246463-1 MS
Matrix: Water
Analysis Batch: 822626

Client Sample ID: MCI-LF4-GWA-2
Prep Type: Total Recoverable
Prep Batch: 822324

Analyte	Sample Result	Sample Qualifier	Spike Added	MS Result	MS Qualifier	Unit	D	%Rec	%Rec Limits
Potassium	1.0		7.00	8.03		mg/L		100	75 - 125
Magnesium	0.82		5.00	5.84		mg/L		100	75 - 125
Sodium	3.6		5.03	8.57		mg/L		99	75 - 125

Lab Sample ID: 680-246463-1 MSD
Matrix: Water
Analysis Batch: 822626

Client Sample ID: MCI-LF4-GWA-2
Prep Type: Total Recoverable
Prep Batch: 822324

Analyte	Sample Result	Sample Qualifier	Spike Added	MSD Result	MSD Qualifier	Unit	D	%Rec	%Rec Limits	RPD	RPD Limit
Potassium	1.0		7.00	8.19		mg/L		102	75 - 125	2	20
Magnesium	0.82		5.00	5.95		mg/L		103	75 - 125	2	20
Sodium	3.6		5.03	8.66		mg/L		101	75 - 125	1	20

Lab Sample ID: MB 680-822330/1-A
Matrix: Water
Analysis Batch: 822626

Client Sample ID: Method Blank
Prep Type: Total Recoverable
Prep Batch: 822330

Analyte	MB Result	MB Qualifier	RL	MDL	Unit	D	Prepared	Analyzed	Dil Fac
Potassium	<0.044		0.50	0.044	mg/L		02/13/24 06:13	02/13/24 20:50	1
Magnesium	0.0319	J	0.50	0.023	mg/L		02/13/24 06:13	02/13/24 20:50	1
Sodium	<0.20		0.50	0.20	mg/L		02/13/24 06:13	02/13/24 20:50	1

Lab Sample ID: LCS 680-822330/2-A
Matrix: Water
Analysis Batch: 822626

Client Sample ID: Lab Control Sample
Prep Type: Total Recoverable
Prep Batch: 822330

Analyte	Spike Added	LCS Result	LCS Qualifier	Unit	D	%Rec	%Rec Limits
Potassium	7.00	6.84		mg/L		98	80 - 120
Magnesium	5.00	4.91		mg/L		98	80 - 120
Sodium	5.03	4.90		mg/L		97	80 - 120

Method: 6020B - Metals (ICP/MS) (Continued)

Lab Sample ID: 680-246463-B-21-B MS
Matrix: Water
Analysis Batch: 822626

Client Sample ID: Matrix Spike
Prep Type: Total Recoverable
Prep Batch: 822330

Analyte	Sample Result	Sample Qualifier	Spike Added	MS Result	MS Qualifier	Unit	D	%Rec	%Rec Limits
Potassium	<0.044		7.00	6.99		mg/L		100	75 - 125
Magnesium	0.032	J B	5.00	4.93		mg/L		98	75 - 125
Sodium	<0.20		5.03	4.95		mg/L		99	75 - 125

Lab Sample ID: 680-246463-B-21-C MSD
Matrix: Water
Analysis Batch: 822626

Client Sample ID: Matrix Spike Duplicate
Prep Type: Total Recoverable
Prep Batch: 822330

Analyte	Sample Result	Sample Qualifier	Spike Added	MSD Result	MSD Qualifier	Unit	D	%Rec	%Rec Limits	RPD	RPD Limit
Potassium	<0.044		7.00	7.03		mg/L		100	75 - 125	1	20
Magnesium	0.032	J B	5.00	5.12		mg/L		102	75 - 125	4	20
Sodium	<0.20		5.03	5.00		mg/L		100	75 - 125	1	20

Method: 2320B-2011 - Alkalinity, Total

Lab Sample ID: MB 680-822213/4
Matrix: Water
Analysis Batch: 822213

Client Sample ID: Method Blank
Prep Type: Total/NA

Analyte	MB Result	MB Qualifier	RL	MDL	Unit	D	Prepared	Analyzed	Dil Fac
Total Alkalinity as CaCO3	<5.0		5.0	5.0	mg/L			02/09/24 15:37	1
Bicarbonate Alkalinity as CaCO3	<5.0		5.0	5.0	mg/L			02/09/24 15:37	1
Carbonate Alkalinity as CaCO3	<5.0		5.0	5.0	mg/L			02/09/24 15:37	1

Lab Sample ID: LCS 680-822213/6
Matrix: Water
Analysis Batch: 822213

Client Sample ID: Lab Control Sample
Prep Type: Total/NA

Analyte	Spike Added	LCS Result	LCS Qualifier	Unit	D	%Rec	%Rec Limits
Total Alkalinity as CaCO3	250	245		mg/L		98	90 - 112

Lab Sample ID: LCSD 680-822213/31
Matrix: Water
Analysis Batch: 822213

Client Sample ID: Lab Control Sample Dup
Prep Type: Total/NA

Analyte	Spike Added	LCSD Result	LCSD Qualifier	Unit	D	%Rec	%Rec Limits	RPD	RPD Limit
Total Alkalinity as CaCO3	250	247		mg/L		99	90 - 112	1	30

Lab Sample ID: 680-246461-D-2 DU
Matrix: Water
Analysis Batch: 822213

Client Sample ID: Duplicate
Prep Type: Total/NA

Analyte	Sample Result	Sample Qualifier	DU Result	DU Qualifier	Unit	D	RPD	RPD Limit
Total Alkalinity as CaCO3	280		272		mg/L		1	30
Bicarbonate Alkalinity as CaCO3	280		272		mg/L		1	30
Carbonate Alkalinity as CaCO3	<5.0		<5.0		mg/L		NC	30

Method: 2320B-2011 - Alkalinity, Total (Continued)

Lab Sample ID: MB 680-822224/4
Matrix: Water
Analysis Batch: 822224

Client Sample ID: Method Blank
Prep Type: Total/NA

Analyte	MB Result	MB Qualifier	RL	MDL	Unit	D	Prepared	Analyzed	Dil Fac
Total Alkalinity as CaCO3	<5.0		5.0	5.0	mg/L			02/09/24 21:09	1
Bicarbonate Alkalinity as CaCO3	<5.0		5.0	5.0	mg/L			02/09/24 21:09	1
Carbonate Alkalinity as CaCO3	<5.0		5.0	5.0	mg/L			02/09/24 21:09	1

Lab Sample ID: LCS 680-822224/6
Matrix: Water
Analysis Batch: 822224

Client Sample ID: Lab Control Sample
Prep Type: Total/NA

Analyte	Spike Added	LCS Result	LCS Qualifier	Unit	D	%Rec	%Rec Limits
Total Alkalinity as CaCO3	250	248		mg/L		99	90 - 112

Lab Sample ID: LCSD 680-822224/31
Matrix: Water
Analysis Batch: 822224

Client Sample ID: Lab Control Sample Dup
Prep Type: Total/NA

Analyte	Spike Added	LCSD Result	LCSD Qualifier	Unit	D	%Rec	%Rec Limits	RPD	RPD Limit
Total Alkalinity as CaCO3	250	249		mg/L		100	90 - 112	0	30

Lab Sample ID: 680-246463-9 DU
Matrix: Water
Analysis Batch: 822224

Client Sample ID: MCI-GWC-17
Prep Type: Total/NA

Analyte	Sample Result	Sample Qualifier	DU Result	DU Qualifier	Unit	D	RPD	RPD Limit
Total Alkalinity as CaCO3	7.4		5.92		mg/L		22	30
Bicarbonate Alkalinity as CaCO3	7.4		5.92		mg/L		22	30
Carbonate Alkalinity as CaCO3	<5.0		<5.0		mg/L		NC	30

Lab Sample ID: MB 680-822631/4
Matrix: Water
Analysis Batch: 822631

Client Sample ID: Method Blank
Prep Type: Total/NA

Analyte	MB Result	MB Qualifier	RL	MDL	Unit	D	Prepared	Analyzed	Dil Fac
Total Alkalinity as CaCO3	<5.0		5.0	5.0	mg/L			02/13/24 20:21	1
Bicarbonate Alkalinity as CaCO3	<5.0		5.0	5.0	mg/L			02/13/24 20:21	1
Carbonate Alkalinity as CaCO3	<5.0		5.0	5.0	mg/L			02/13/24 20:21	1

Lab Sample ID: LCS 680-822631/6
Matrix: Water
Analysis Batch: 822631

Client Sample ID: Lab Control Sample
Prep Type: Total/NA

Analyte	Spike Added	LCS Result	LCS Qualifier	Unit	D	%Rec	%Rec Limits
Total Alkalinity as CaCO3	250	251		mg/L		100	90 - 112

Lab Sample ID: LCSD 680-822631/31
Matrix: Water
Analysis Batch: 822631

Client Sample ID: Lab Control Sample Dup
Prep Type: Total/NA

Analyte	Spike Added	LCSD Result	LCSD Qualifier	Unit	D	%Rec	%Rec Limits	RPD	RPD Limit
Total Alkalinity as CaCO3	250	247		mg/L		99	90 - 112	1	30

Method: 2320B-2011 - Alkalinity, Total (Continued)

Lab Sample ID: 680-246463-15 DU
Client Sample ID: MCI-GWC-19
Matrix: Water
Prep Type: Total/NA
Analysis Batch: 822631

Analyte	Sample Result	Sample Qualifier		DU Result	DU Qualifier	Unit	D			RPD	RPD Limit
Total Alkalinity as CaCO3	21			39.7	F3	mg/L				60	30
Bicarbonate Alkalinity as CaCO3	21			39.7	F3	mg/L				60	30
Carbonate Alkalinity as CaCO3	<5.0			<5.0		mg/L				NC	30

Metals

Prep Batch: 822324

Lab Sample ID	Client Sample ID	Prep Type	Matrix	Method	Prep Batch
680-246463-1	MCI-LF4-GWA-2	Total Recoverable	Water	3005A	
680-246463-2	MCI-GWA-3	Total Recoverable	Water	3005A	
680-246463-3	MCI-GWA-4A	Total Recoverable	Water	3005A	
680-246463-4	MCI-LF4-GWA-5	Total Recoverable	Water	3005A	
680-246463-5	MCI-GWA-13	Total Recoverable	Water	3005A	
680-246463-6	MCI-GWA-14	Total Recoverable	Water	3005A	
680-246463-7	MCI-GWA-15	Total Recoverable	Water	3005A	
680-246463-8	MCI-GWA-16	Total Recoverable	Water	3005A	
680-246463-9	MCI-GWC-17	Total Recoverable	Water	3005A	
680-246463-10	MCI-LF4-GWC-1	Total Recoverable	Water	3005A	
680-246463-11	MCI-GWC-9	Total Recoverable	Water	3005A	
680-246463-12	MCI-GWC-10	Total Recoverable	Water	3005A	
680-246463-13	MCI-GWC-11	Total Recoverable	Water	3005A	
680-246463-14	MCI-GWC-18	Total Recoverable	Water	3005A	
680-246463-15	MCI-GWC-19	Total Recoverable	Water	3005A	
680-246463-16	MCI-GWC-20	Total Recoverable	Water	3005A	
680-246463-17	MCI-GWC-21	Total Recoverable	Water	3005A	
680-246463-18	MCI-GWC-23	Total Recoverable	Water	3005A	
MB 680-822324/1-A	Method Blank	Total Recoverable	Water	3005A	
LCS 680-822324/2-A	Lab Control Sample	Total Recoverable	Water	3005A	
680-246463-1 MS	MCI-LF4-GWA-2	Total Recoverable	Water	3005A	
680-246463-1 MSD	MCI-LF4-GWA-2	Total Recoverable	Water	3005A	

Prep Batch: 822330

Lab Sample ID	Client Sample ID	Prep Type	Matrix	Method	Prep Batch
680-246463-25	MCI-GWC-12	Total Recoverable	Water	3005A	
MB 680-822330/1-A	Method Blank	Total Recoverable	Water	3005A	
LCS 680-822330/2-A	Lab Control Sample	Total Recoverable	Water	3005A	
680-246463-B-21-B MS	Matrix Spike	Total Recoverable	Water	3005A	
680-246463-B-21-C MSD	Matrix Spike Duplicate	Total Recoverable	Water	3005A	

Analysis Batch: 822626

Lab Sample ID	Client Sample ID	Prep Type	Matrix	Method	Prep Batch
680-246463-1	MCI-LF4-GWA-2	Total Recoverable	Water	6020B	822324
680-246463-2	MCI-GWA-3	Total Recoverable	Water	6020B	822324
680-246463-3	MCI-GWA-4A	Total Recoverable	Water	6020B	822324
680-246463-4	MCI-LF4-GWA-5	Total Recoverable	Water	6020B	822324
680-246463-5	MCI-GWA-13	Total Recoverable	Water	6020B	822324
680-246463-6	MCI-GWA-14	Total Recoverable	Water	6020B	822324
680-246463-7	MCI-GWA-15	Total Recoverable	Water	6020B	822324
680-246463-8	MCI-GWA-16	Total Recoverable	Water	6020B	822324
680-246463-9	MCI-GWC-17	Total Recoverable	Water	6020B	822324
680-246463-10	MCI-LF4-GWC-1	Total Recoverable	Water	6020B	822324
680-246463-11	MCI-GWC-9	Total Recoverable	Water	6020B	822324
680-246463-12	MCI-GWC-10	Total Recoverable	Water	6020B	822324
680-246463-13	MCI-GWC-11	Total Recoverable	Water	6020B	822324
680-246463-14	MCI-GWC-18	Total Recoverable	Water	6020B	822324
680-246463-15	MCI-GWC-19	Total Recoverable	Water	6020B	822324
680-246463-16	MCI-GWC-20	Total Recoverable	Water	6020B	822324
680-246463-17	MCI-GWC-21	Total Recoverable	Water	6020B	822324
680-246463-18	MCI-GWC-23	Total Recoverable	Water	6020B	822324

Metals (Continued)

Analysis Batch: 822626 (Continued)

Lab Sample ID	Client Sample ID	Prep Type	Matrix	Method	Prep Batch
680-246463-25	MCI-GWC-12	Total Recoverable	Water	6020B	822330
MB 680-822324/1-A	Method Blank	Total Recoverable	Water	6020B	822324
MB 680-822330/1-A	Method Blank	Total Recoverable	Water	6020B	822330
LCS 680-822324/2-A	Lab Control Sample	Total Recoverable	Water	6020B	822324
LCS 680-822330/2-A	Lab Control Sample	Total Recoverable	Water	6020B	822330
680-246463-1 MS	MCI-LF4-GWA-2	Total Recoverable	Water	6020B	822324
680-246463-1 MSD	MCI-LF4-GWA-2	Total Recoverable	Water	6020B	822324
680-246463-B-21-B MS	Matrix Spike	Total Recoverable	Water	6020B	822330
680-246463-B-21-C MSD	Matrix Spike Duplicate	Total Recoverable	Water	6020B	822330

General Chemistry

Analysis Batch: 822213

Lab Sample ID	Client Sample ID	Prep Type	Matrix	Method	Prep Batch
680-246463-1	MCI-LF4-GWA-2	Total/NA	Water	2320B-2011	
680-246463-5	MCI-GWA-13	Total/NA	Water	2320B-2011	
680-246463-7	MCI-GWA-15	Total/NA	Water	2320B-2011	
680-246463-8	MCI-GWA-16	Total/NA	Water	2320B-2011	
680-246463-10	MCI-LF4-GWC-1	Total/NA	Water	2320B-2011	
680-246463-11	MCI-GWC-9	Total/NA	Water	2320B-2011	
MB 680-822213/4	Method Blank	Total/NA	Water	2320B-2011	
LCS 680-822213/6	Lab Control Sample	Total/NA	Water	2320B-2011	
LCSD 680-822213/31	Lab Control Sample Dup	Total/NA	Water	2320B-2011	
680-246461-D-2 DU	Duplicate	Total/NA	Water	2320B-2011	

Analysis Batch: 822224

Lab Sample ID	Client Sample ID	Prep Type	Matrix	Method	Prep Batch
680-246463-2	MCI-GWA-3	Total/NA	Water	2320B-2011	
680-246463-3	MCI-GWA-4A	Total/NA	Water	2320B-2011	
680-246463-4	MCI-LF4-GWA-5	Total/NA	Water	2320B-2011	
680-246463-6	MCI-GWA-14	Total/NA	Water	2320B-2011	
680-246463-9	MCI-GWC-17	Total/NA	Water	2320B-2011	
MB 680-822224/4	Method Blank	Total/NA	Water	2320B-2011	
LCS 680-822224/6	Lab Control Sample	Total/NA	Water	2320B-2011	
LCSD 680-822224/31	Lab Control Sample Dup	Total/NA	Water	2320B-2011	
680-246463-9 DU	MCI-GWC-17	Total/NA	Water	2320B-2011	

Analysis Batch: 822631

Lab Sample ID	Client Sample ID	Prep Type	Matrix	Method	Prep Batch
680-246463-12	MCI-GWC-10	Total/NA	Water	2320B-2011	
680-246463-13	MCI-GWC-11	Total/NA	Water	2320B-2011	
680-246463-14	MCI-GWC-18	Total/NA	Water	2320B-2011	
680-246463-15	MCI-GWC-19	Total/NA	Water	2320B-2011	
680-246463-16	MCI-GWC-20	Total/NA	Water	2320B-2011	
680-246463-17	MCI-GWC-21	Total/NA	Water	2320B-2011	
680-246463-18	MCI-GWC-23	Total/NA	Water	2320B-2011	
680-246463-25	MCI-GWC-12	Total/NA	Water	2320B-2011	
MB 680-822631/4	Method Blank	Total/NA	Water	2320B-2011	
LCS 680-822631/6	Lab Control Sample	Total/NA	Water	2320B-2011	
LCSD 680-822631/31	Lab Control Sample Dup	Total/NA	Water	2320B-2011	
680-246463-15 DU	MCI-GWC-19	Total/NA	Water	2320B-2011	

Lab Chronicle

Client: Southern Company
Project/Site: Plant McIntosh Landfill 4

Job ID: 680-246463-2

Client Sample ID: MCI-LF4-GWA-2

Lab Sample ID: 680-246463-1

Date Collected: 02/06/24 15:20
Matrix: Water
Date Received: 02/08/24 12:35

Prep Type	Batch Type	Batch Method	Run	Dil Factor	Initial Amount	Final Amount	Batch Number	Prepared or Analyzed	Analyst	Lab
Total Recoverable	Prep	3005A			25 mL	125 mL	822324	02/13/24 04:51	RR	EET SAV
Total Recoverable	Analysis	6020B		1			822626	02/13/24 21:56	BWR	EET SAV
	Instrument ID: ICPMSD									
Total/NA	Analysis	2320B-2011		1			822213	02/09/24 19:14	PG	EET SAV
	Instrument ID: MANTECH 2									

Client Sample ID: MCI-GWA-3

Lab Sample ID: 680-246463-2

Date Collected: 02/06/24 15:19
Matrix: Water
Date Received: 02/08/24 12:35

Prep Type	Batch Type	Batch Method	Run	Dil Factor	Initial Amount	Final Amount	Batch Number	Prepared or Analyzed	Analyst	Lab
Total Recoverable	Prep	3005A			25 mL	125 mL	822324	02/13/24 04:51	RR	EET SAV
Total Recoverable	Analysis	6020B		1			822626	02/13/24 22:05	BWR	EET SAV
	Instrument ID: ICPMSD									
Total/NA	Analysis	2320B-2011		1			822224	02/10/24 00:47	PG	EET SAV
	Instrument ID: MANTECH 2									

Client Sample ID: MCI-GWA-4A

Lab Sample ID: 680-246463-3

Date Collected: 02/06/24 10:25
Matrix: Water
Date Received: 02/08/24 12:35

Prep Type	Batch Type	Batch Method	Run	Dil Factor	Initial Amount	Final Amount	Batch Number	Prepared or Analyzed	Analyst	Lab
Total Recoverable	Prep	3005A			25 mL	125 mL	822324	02/13/24 04:51	RR	EET SAV
Total Recoverable	Analysis	6020B		1			822626	02/13/24 22:08	BWR	EET SAV
	Instrument ID: ICPMSD									
Total/NA	Analysis	2320B-2011		1			822224	02/10/24 00:41	PG	EET SAV
	Instrument ID: MANTECH 2									

Client Sample ID: MCI-LF4-GWA-5

Lab Sample ID: 680-246463-4

Date Collected: 02/06/24 11:40
Matrix: Water
Date Received: 02/08/24 12:35

Prep Type	Batch Type	Batch Method	Run	Dil Factor	Initial Amount	Final Amount	Batch Number	Prepared or Analyzed	Analyst	Lab
Total Recoverable	Prep	3005A			25 mL	125 mL	822324	02/13/24 04:51	RR	EET SAV
Total Recoverable	Analysis	6020B		1			822626	02/13/24 22:11	BWR	EET SAV
	Instrument ID: ICPMSD									
Total/NA	Analysis	2320B-2011		1			822224	02/10/24 00:27	PG	EET SAV
	Instrument ID: MANTECH 2									

Lab Chronicle

Client: Southern Company
Project/Site: Plant McIntosh Landfill 4

Job ID: 680-246463-2

Client Sample ID: MCI-GWA-13

Lab Sample ID: 680-246463-5
Date Collected: 02/06/24 14:00
Matrix: Water
Date Received: 02/08/24 12:35

Prep Type	Batch Type	Batch Method	Run	Dil Factor	Initial Amount	Final Amount	Batch Number	Prepared or Analyzed	Analyst	Lab
Total Recoverable	Prep	3005A			25 mL	125 mL	822324	02/13/24 04:51	RR	EET SAV
Total Recoverable	Analysis	6020B		1			822626	02/13/24 22:14	BWR	EET SAV
	Instrument ID: ICPMSD									
Total/NA	Analysis	2320B-2011		1			822213	02/09/24 19:08	PG	EET SAV
	Instrument ID: MANTECH 2									

Client Sample ID: MCI-GWA-14

Lab Sample ID: 680-246463-6
Date Collected: 02/06/24 14:06
Matrix: Water
Date Received: 02/08/24 12:35

Prep Type	Batch Type	Batch Method	Run	Dil Factor	Initial Amount	Final Amount	Batch Number	Prepared or Analyzed	Analyst	Lab
Total Recoverable	Prep	3005A			25 mL	125 mL	822324	02/13/24 04:51	RR	EET SAV
Total Recoverable	Analysis	6020B		1			822626	02/13/24 22:17	BWR	EET SAV
	Instrument ID: ICPMSD									
Total/NA	Analysis	2320B-2011		1			822224	02/10/24 00:04	PG	EET SAV
	Instrument ID: MANTECH 2									

Client Sample ID: MCI-GWA-15

Lab Sample ID: 680-246463-7
Date Collected: 02/06/24 13:09
Matrix: Water
Date Received: 02/08/24 12:35

Prep Type	Batch Type	Batch Method	Run	Dil Factor	Initial Amount	Final Amount	Batch Number	Prepared or Analyzed	Analyst	Lab
Total Recoverable	Prep	3005A			25 mL	125 mL	822324	02/13/24 04:51	RR	EET SAV
Total Recoverable	Analysis	6020B		1			822626	02/13/24 22:25	BWR	EET SAV
	Instrument ID: ICPMSD									
Total/NA	Analysis	2320B-2011		1			822213	02/09/24 18:56	PG	EET SAV
	Instrument ID: MANTECH 2									

Client Sample ID: MCI-GWA-16

Lab Sample ID: 680-246463-8
Date Collected: 02/06/24 11:31
Matrix: Water
Date Received: 02/08/24 12:35

Prep Type	Batch Type	Batch Method	Run	Dil Factor	Initial Amount	Final Amount	Batch Number	Prepared or Analyzed	Analyst	Lab
Total Recoverable	Prep	3005A			25 mL	125 mL	822324	02/13/24 04:51	RR	EET SAV
Total Recoverable	Analysis	6020B		1			822626	02/13/24 22:28	BWR	EET SAV
	Instrument ID: ICPMSD									
Total/NA	Analysis	2320B-2011		1			822213	02/09/24 19:02	PG	EET SAV
	Instrument ID: MANTECH 2									

Lab Chronicle

Client: Southern Company
Project/Site: Plant McIntosh Landfill 4

Job ID: 680-246463-2

Client Sample ID: MCI-GWC-17

Lab Sample ID: 680-246463-9

Date Collected: 02/06/24 16:51
Matrix: Water
Date Received: 02/08/24 12:35

Prep Type	Batch Type	Batch Method	Run	Dil Factor	Initial Amount	Final Amount	Batch Number	Prepared or Analyzed	Analyst	Lab
Total Recoverable	Prep	3005A			25 mL	125 mL	822324	02/13/24 04:51	RR	EET SAV
Total Recoverable	Analysis	6020B		1			822626	02/13/24 22:31	BWR	EET SAV
	Instrument ID: ICPMSD									
Total/NA	Analysis	2320B-2011		1			822224	02/09/24 21:32	PG	EET SAV
	Instrument ID: MANTECH 2									

Client Sample ID: MCI-LF4-GWC-1

Lab Sample ID: 680-246463-10

Date Collected: 02/07/24 17:05
Matrix: Water
Date Received: 02/08/24 12:35

Prep Type	Batch Type	Batch Method	Run	Dil Factor	Initial Amount	Final Amount	Batch Number	Prepared or Analyzed	Analyst	Lab
Total Recoverable	Prep	3005A			25 mL	125 mL	822324	02/13/24 04:51	RR	EET SAV
Total Recoverable	Analysis	6020B		1			822626	02/13/24 22:34	BWR	EET SAV
	Instrument ID: ICPMSD									
Total/NA	Analysis	2320B-2011		1			822213	02/09/24 19:21	PG	EET SAV
	Instrument ID: MANTECH 2									

Client Sample ID: MCI-GWC-9

Lab Sample ID: 680-246463-11

Date Collected: 02/07/24 12:55
Matrix: Water
Date Received: 02/08/24 12:35

Prep Type	Batch Type	Batch Method	Run	Dil Factor	Initial Amount	Final Amount	Batch Number	Prepared or Analyzed	Analyst	Lab
Total Recoverable	Prep	3005A			25 mL	125 mL	822324	02/13/24 04:51	RR	EET SAV
Total Recoverable	Analysis	6020B		1			822626	02/13/24 22:37	BWR	EET SAV
	Instrument ID: ICPMSD									
Total/NA	Analysis	2320B-2011		1			822213	02/09/24 19:29	PG	EET SAV
	Instrument ID: MANTECH 2									

Client Sample ID: MCI-GWC-10

Lab Sample ID: 680-246463-12

Date Collected: 02/07/24 10:40
Matrix: Water
Date Received: 02/08/24 12:35

Prep Type	Batch Type	Batch Method	Run	Dil Factor	Initial Amount	Final Amount	Batch Number	Prepared or Analyzed	Analyst	Lab
Total Recoverable	Prep	3005A			25 mL	125 mL	822324	02/13/24 04:51	RR	EET SAV
Total Recoverable	Analysis	6020B		1			822626	02/13/24 22:39	BWR	EET SAV
	Instrument ID: ICPMSD									
Total/NA	Analysis	2320B-2011		1			822631	02/13/24 21:08	PG	EET SAV
	Instrument ID: MANTECH 2									

Lab Chronicle

Client: Southern Company
Project/Site: Plant McIntosh Landfill 4

Job ID: 680-246463-2

Client Sample ID: MCI-GWC-11

Lab Sample ID: 680-246463-13

Date Collected: 02/07/24 13:16

Matrix: Water

Date Received: 02/08/24 12:35

Prep Type	Batch Type	Batch Method	Run	Dil Factor	Initial Amount	Final Amount	Batch Number	Prepared or Analyzed	Analyst	Lab
Total Recoverable	Prep	3005A			25 mL	125 mL	822324	02/13/24 04:51	RR	EET SAV
Total Recoverable	Analysis	6020B		1			822626	02/13/24 22:42	BWR	EET SAV
	Instrument ID: ICPMSD									
Total/NA	Analysis	2320B-2011		1			822631	02/13/24 21:32	PG	EET SAV
	Instrument ID: MANTECH 2									

Client Sample ID: MCI-GWC-18

Lab Sample ID: 680-246463-14

Date Collected: 02/07/24 11:21

Matrix: Water

Date Received: 02/08/24 12:35

Prep Type	Batch Type	Batch Method	Run	Dil Factor	Initial Amount	Final Amount	Batch Number	Prepared or Analyzed	Analyst	Lab
Total Recoverable	Prep	3005A			25 mL	125 mL	822324	02/13/24 04:51	RR	EET SAV
Total Recoverable	Analysis	6020B		1			822626	02/13/24 22:45	BWR	EET SAV
	Instrument ID: ICPMSD									
Total/NA	Analysis	2320B-2011		1			822631	02/13/24 21:17	PG	EET SAV
	Instrument ID: MANTECH 2									

Client Sample ID: MCI-GWC-19

Lab Sample ID: 680-246463-15

Date Collected: 02/07/24 14:35

Matrix: Water

Date Received: 02/08/24 12:35

Prep Type	Batch Type	Batch Method	Run	Dil Factor	Initial Amount	Final Amount	Batch Number	Prepared or Analyzed	Analyst	Lab
Total Recoverable	Prep	3005A			25 mL	125 mL	822324	02/13/24 04:51	RR	EET SAV
Total Recoverable	Analysis	6020B		1			822626	02/13/24 22:48	BWR	EET SAV
	Instrument ID: ICPMSD									
Total/NA	Analysis	2320B-2011		1			822631	02/13/24 20:45	PG	EET SAV
	Instrument ID: MANTECH 2									

Client Sample ID: MCI-GWC-20

Lab Sample ID: 680-246463-16

Date Collected: 02/07/24 16:47

Matrix: Water

Date Received: 02/08/24 12:35

Prep Type	Batch Type	Batch Method	Run	Dil Factor	Initial Amount	Final Amount	Batch Number	Prepared or Analyzed	Analyst	Lab
Total Recoverable	Prep	3005A			25 mL	125 mL	822324	02/13/24 04:51	RR	EET SAV
Total Recoverable	Analysis	6020B		1			822626	02/13/24 22:51	BWR	EET SAV
	Instrument ID: ICPMSD									
Total/NA	Analysis	2320B-2011		1			822631	02/13/24 21:00	PG	EET SAV
	Instrument ID: MANTECH 2									

Lab Chronicle

Client: Southern Company
Project/Site: Plant McIntosh Landfill 4

Job ID: 680-246463-2

Client Sample ID: MCI-GWC-21

Lab Sample ID: 680-246463-17

Date Collected: 02/07/24 15:55
Date Received: 02/08/24 12:35

Matrix: Water

Prep Type	Batch Type	Batch Method	Run	Dil Factor	Initial Amount	Final Amount	Batch Number	Prepared or Analyzed	Analyst	Lab
Total Recoverable	Prep	3005A			25 mL	125 mL	822324	02/13/24 04:51	RR	EET SAV
Total Recoverable	Analysis	6020B		1			822626	02/13/24 23:00	BWR	EET SAV
	Instrument ID: ICPMSD									
Total/NA	Analysis	2320B-2011		1			822631	02/13/24 21:38	PG	EET SAV
	Instrument ID: MANTECH 2									

Client Sample ID: MCI-GWC-23

Lab Sample ID: 680-246463-18

Date Collected: 02/07/24 15:22
Date Received: 02/08/24 12:35

Matrix: Water

Prep Type	Batch Type	Batch Method	Run	Dil Factor	Initial Amount	Final Amount	Batch Number	Prepared or Analyzed	Analyst	Lab
Total Recoverable	Prep	3005A			25 mL	125 mL	822324	02/13/24 04:51	RR	EET SAV
Total Recoverable	Analysis	6020B		1			822626	02/13/24 23:02	BWR	EET SAV
	Instrument ID: ICPMSD									
Total/NA	Analysis	2320B-2011		1			822631	02/13/24 21:44	PG	EET SAV
	Instrument ID: MANTECH 2									

Client Sample ID: MCI-GWC-12

Lab Sample ID: 680-246463-25

Date Collected: 02/08/24 10:25
Date Received: 02/08/24 12:35

Matrix: Water

Prep Type	Batch Type	Batch Method	Run	Dil Factor	Initial Amount	Final Amount	Batch Number	Prepared or Analyzed	Analyst	Lab
Total Recoverable	Prep	3005A			25 mL	125 mL	822330	02/13/24 06:13	RR	EET SAV
Total Recoverable	Analysis	6020B		1			822626	02/13/24 21:13	BWR	EET SAV
	Instrument ID: ICPMSD									
Total/NA	Analysis	2320B-2011		1			822631	02/13/24 21:23	PG	EET SAV
	Instrument ID: MANTECH 2									

Laboratory References:

EET SAV = Eurofins Savannah, 5102 LaRoche Avenue, Savannah, GA 31404, TEL (912)354-7858

Accreditation/Certification Summary

Client: Southern Company
Job ID: 680-246463-2
Project/Site: Plant McIntosh Landfill 4

Laboratory: Eurofins Savannah

The accreditations/certifications listed below are applicable to this report.

Authority	Program	Identification Number	Expiration Date
Florida	NELAP	E87052	06-30-24
Georgia	State	E87052	06-30-24

Method Summary

Client: Southern Company
Project/Site: Plant McIntosh Landfill 4

Job ID: 680-246463-2

Method	Method Description	Protocol	Laboratory
6020B	Metals (ICP/MS)	SW846	EET SAV
2320B-2011	Alkalinity, Total	SM	EET SAV
3005A	Preparation, Total Recoverable or Dissolved Metals	SW846	EET SAV

Protocol References:

SM = "Standard Methods For The Examination Of Water And Wastewater"

SW846 = "Test Methods For Evaluating Solid Waste, Physical/Chemical Methods", Third Edition, November 1986 And Its Updates.

Laboratory References:

EET SAV = Eurofins Savannah, 5102 LaRoche Avenue, Savannah, GA 31404, TEL (912)354-7858

5102 LaRoche Avenue
Savannah, GA 31404
Phone (912) 354-7858 Fax (912) 352-0165

Chain of Custody Record

Eurofins | Environment Testing America

Client Information	Sampler: A Schnitther / H Auld ACC	Lab PM: Fuller, David	Carrier Tracking No(s):	COC No:
Client Contact: SCS Contacts	Phone: 770 594 5998	E-Mail: david.fuller@et.eurofinsus.com		Page: 1 of 2
Company: GA Power				Job #:
Address: 241 Ralph McGill Blvd SE	Due Date Requested:			
City: Atlanta	TAT Requested (days): Standard			
State, Zip: GA, 30308				
Phone: 404-506-7116(Tel)	Lab Project #: GPC82130-0002			
Email: SCS Contacts / ACC Contacts	PO #:			
Project Name: Plant McIntosh Landfill 4	Project #:			
Site: Georgia	SSOW#:			

Analysis Requested

Preservation Codes:

A - HCL, B - NaOH, C - Zn Acetate, D - Nitric Acid, E - NaHSO4, F - MeOH, G - Amchlor, H - Ascorbic Acid, I - Ice, J - DI Water, K - EDTA, L - EDA, M - Hexane, N - None, O - AsNaO2, P - Na2O4S, Q - Na2SO3, R - Na2S2O3, S - H2SO4, T - TSP Dodecahydrate, U - Acetone, V - MCAA, W - pH 4-5, Z - other (specify)

Other:

Task_Code: MCI-CCR-ASSMT-2024S1

Special Instructions/Note: ALK + 3 Cations (Report Separately)

Sample Identification	Sample Date (mm/dd/yy)	Sample Time (hhmm)	Sample Type (C=comp, G=grab)	Matrix (WG=ground water, WS=surface water, WQ=quality control)	Field Filtered Sample (Yes or No)	Perform MS/MSD (Yes or No)	Cations: Mg,Na,K	Total, Carbonate, Bicarbonate Alkalinity	Total Number of containers	
			Preservation Code:				D	I		
MCI-			G	WG	N	N				
MCI- LF4-GWA-2	02/06/24	1520	G	WG	N	N	✓	✓	1	
MCI- GWA-3	02/06/24	1519	G	WG	N	N	✓	✓	1	
MCI- GWA-4A	02/06/24	1025	G	WG	N	N	✓	✓	1	
MCI- LF4-GWA-5	02/06/24	1140	G	WG	N	N	✓	✓	1	
MCI- GWA-13	02/06/24	1400	G	WG	N	N	✓	✓	1	
MCI- GWA-14	02/06/24	1406	G	WG	N	N	✓	✓	1	
MCI- GWA-15	02/06/24	1309	G	WG	N	N	✓	✓	1	
MCI- GWA-16	02/06/24	1131	G	WG	N	N	✓	✓	1	
MCI- GWC-17	02/06/24	1651	G	WG	N	N	✓	✓	1	
MCI- LF4-GWC-1	02/07/24	1705	G	WG	N	N	✓	✓	1	

680-246463-02 Chain of Custody

Possible Hazard Identification
☐ Non-Hazard ☐ Flammable ☐ Skin Irritant ☐ Poison B ☒ Unknown ☐ Radiological

Sample Disposal (A fee may be assessed if samples are retained longer than 1 month)
☐ Return To Client ☒ Disposal By Lab ☐ Archive For _____ Months

Deliverable Requested: I, II, III, IV, Other (specify)

Special Instructions/QC Requirements: Additional Cations: magnesium, sodium, potassium

Empty Kit Relinquished by:	Date:	Time:	Method of Shipment:

Relinquished by:	Date/Time:	Company	Received by:	Date/Time:	Company
[signature]	02/08/24 1130	ACC	[signature]	02/08/24 1130	ACC
[signature]	02/08/24 1235	ACC			
			[signature]	2/8/24 1235	Eurofins

Custody Seals Intact: A Yes A No | Custody Seal No.: | Cooler Temperature(s) °C and Other Remarks: 0.9/0.9 0.9/0.9 0.6/0.6 1.3/1.3

5102 LaRoche Avenue
Savannah, GA 31404
Phone (912) 354-7858 Fax (912) 352-0165

Chain of Custody Record

Eurofins | Environment Testing America

Client Information	Sampler: A Schaffner H Auld ACC	Lab PM: Fuller, David	Carrier Tracking No(s):	COC No:
Client Contact: SCS Contacts	Phone: 770 594 5998	E-Mail: david.fuller@et.eurofinsus.com		Page: 2 of 2
Company: GA Power				Job #:
Address: 241 Ralph McGill Blvd SE	Due Date Requested:	Analysis Requested		Preservation Codes:
City: Atlanta	TAT Requested (days): Standard			A - HCL M - Hexane B - NaOH N - None C - Zn Acetate O - AsNaO2 D - Nitric Acid P - Na2O4S E - NaHSO4 Q - Na2SO3 F - MeOH R - Na2S2O3 G - Amchlor S - H2SO4 H - Ascorbic Acid T - TSP Dodecahydrate I - Ice U - Acetone J - DI Water V - MCAA K - EDTA W - pH 4-5 L - EDA Z - other (specify) Other:
State, Zip: GA, 30308				
Phone: 404-506-7116(Tel)	Lab Project #: GPC82130-0002			
Email: SCS Contacts / ACC Contacts	PO #:			
Project Name: Plant McIntosh Landfill 4	Project #:			Task_Code: MCI-CCR-ASSMT-2024S1
Site: Georgia	SSOW#:			Special Instructions/Note: ALK + 3 Cations (Report Separately)

Sample Identification	Sample Date (mm/dd/yy)	Sample Time (hhmm)	Sample Type (C=Comp, G=grab)	Matrix (WG=ground water, WS=surface water, WQ=equality control)	Field Filtered Sample (Yes or No)	Perform MS/MSD (Yes or No)	Cations: Mg,Na,K	Total, Carbonate, Bicarbonate Alkalinity											Total Number of containers	
			Preservation Code:		X	X	D	I											X	
MCI-			G	WG	N	N														
MCI- GWC-9	02/07/24	1255	G	WG	N	N	✓	✓											1	
MCI- GWC-10	02/07/24	1040	G	WG	N	N	✓	✓											1	
MCI- GWC-11	02/07/24	1316	G	WG	N	N	✓	✓											1	
MCI- GWC-18	02/07/24	1121	G	WG	N	N	✓	✓											1	
MCI- GWC-19	02/07/24	1435	G	WG	N	N	✓	✓											1	
MCI- GWC-20	02/07/24	1647	G	WG	N	N	✓	✓											1	
MCI- GWC-21	02/07/24	1555	G	WG	N	N	✓	✓											1	
MCI- GWC-23	02/07/24	1522	G	WG	N	N	✓	✓											1	
MCI- GWC-12	02/08/24	1025	G	WG	N	N	✓	✓											1	
MCI-			G	WG	N	N														

Possible Hazard Identification
☐ Non-Hazard ☐ Flammable ☐ Skin Irritant ☐ Poison B ☒ Unknown ☐ Radiological

Sample Disposal (A fee may be assessed if samples are retained longer than 1 month)
☐ Return To Client ☒ Disposal By Lab ☐ Archive For _____ Months

Deliverable Requested: I, II, III, IV, Other (specify)

Special Instructions/QC Requirements: Additional Cations: magnesium, sodium, potassium

Empty Kit Relinquished by:	Date:	Time:	Method of Shipment:

	Relinquished by:	Date/Time:	Company	Received by:	Date/Time:	Company
1		02/08/24 1130	ACC		02/08/24 1130	ACC
2		02/08/24 1235	ACC			
3					2/8/24 1235	ETNJ

Custody Seals Intact: | Custody Seal No.:

Cooler Temperature(s) °C and Other Remarks:

Login Sample Receipt Checklist

Client: Southern Company

Job Number: 680-246463-2

Login Number: 246463

List Source: Eurofins Savannah

List Number: 1

Creator: Johnson, Corey M

Question	Answer	Comment
Radioactivity wasn't checked or is </= background as measured by a survey meter.	N/A	
The cooler's custody seal, if present, is intact.	True	
Sample custody seals, if present, are intact.	True	
The cooler or samples do not appear to have been compromised or tampered with.	True	
Samples were received on ice.	True	
Cooler Temperature is acceptable.	True	
Cooler Temperature is recorded.	True	
COC is present.	True	
COC is filled out in ink and legible.	True	
COC is filled out with all pertinent information.	True	
Is the Field Sampler's name present on COC?	True	
There are no discrepancies between the containers received and the COC.	True	
Samples are received within Holding Time (excluding tests with immediate HTs)	True	
Sample containers have legible labels.	True	
Containers are not broken or leaking.	True	
Sample collection date/times are provided.	True	
Appropriate sample containers are used.	True	
Sample bottles are completely filled.	True	
Sample Preservation Verified.	N/A	
There is sufficient vol. for all requested analyses, incl. any requested MS/MSDs	True	
Containers requiring zero headspace have no headspace or bubble is <6mm (1/4").	N/A	
Multiphasic samples are not present.	True	
Samples do not require splitting or compositing.	True	
Residual Chlorine Checked.	N/A	

LEVEL 2A LABORATORY DATA VALIDATIONS

McIntosh Landfill No. 4

Semiannual Event

February 2024

Georgia Power Company – McIntosh Landfill 4

Quality Control Review of Analytical Data – February 2024

This narrative presents results of the Quality Control (QC) data review performed on analytical data submitted by Eurofins Environment Testing America, Savannah for groundwater samples collected at McIntosh Landfill 4 (LF4) between February 6, 2024 and February 8, 2024. The chemical data were reviewed to identify quality issues which could affect the use of the data for decision-making purposes.

Information regarding the primary sample locations, analytical parameters, QC samples, sampling dates, and laboratory sample delivery group (SDG) designations is summarized in Table 1 of this Appendix. SDG 680-246463-1 was revised to correct errant metals data.

In accordance with groundwater monitoring and corrective action procedures discussed in Title 40 Code of Federal Regulations (CFR), Subpart D – Standards for the Disposal of Coal Combustion Residuals in Landfills and Surface Impoundments, the samples were analyzed for detection monitoring constituents listed in 40 CFR, Part 257, Appendix III and permit-required state metals. Test methods included Inductively Coupled Plasma – Mass Spectrometry (US EPA Method 6020B), Determination of Inorganic Anions (US EPA Method 300.0), and Solids in Water (Standard Methods 2540C).

Data were reviewed in accordance with the US EPA Region 4 Data Validation Standard Operating Procedures for Contract Laboratory Program Inorganic Data by Inductively Coupled Plasma – Atomic Emission Spectroscopy and Inductively Coupled Plasma – Mass Spectroscopy (September 2011, Rev. 2.0)[1] and the National Functional Guidelines for Inorganic Superfund Methods Data Review (January 2017)[2]. The review included an assessment of the results for completeness, precision (laboratory duplicate recoveries and matrix spike/matrix spike duplicate recoveries), accuracy (laboratory control samples and matrix spike samples), and blank contamination (field, equipment, and laboratory blanks). Sample receipt conditions, holding times, and chains of custody were reviewed. If there was a discrepancy between the QC criteria in the guidelines and the QC criterion established in the analytical methodology, method-specific criteria or professional judgment were used.

DATA QUALITY OBJECTIVES

Laboratory Precision: Laboratory goals for precision were met.

Field Precision: Field goals for precision were met.

Accuracy: Laboratory goals for accuracy were met.

Detection Limits: Project goals for detection limits were met. Certain samples were diluted due to the concentration of target or non-target analyte interferences. Dilutions do not require qualifications based on US EPA guidelines. Reporting limits (RLs) of non-detect compounds are elevated proportional to the dilution when undiluted sample results were not provided by the laboratory. The data usability of diluted results was evaluated by the data user in the context of site-wide characterization.

Completeness: There were no rejected analytical results for this event, resulting in a completion of 100%.

Holding Times: Holding time requirements were met.

QUALIFICATIONS

In general, chemical results for the samples collected at the site were qualified on the basis of low precision or low accuracy or on the basis of professional judgment. The following definitions provide brief explanations of the qualifiers which may have been assigned to data by the laboratory during the validation process:

J: The analyte was positively identified above the method detection limit; however, the associated numerical value is the approximate concentration of the analyte in the sample.

ND: The analyte was not detected above the method detection limit.

The data generated as part of this sampling event met the QC criteria established in the respective analytical methods and data validation guidelines except as specified below. The applied qualifications may not have been required for all samples collected at the site. A summary of sample qualifications can be found in Table 2 of this Appendix.

- Certain nickel and zinc results on work order 680-246463-1 were qualified as non-detect (ND) due to the analytes being detected at similar concentrations in an associated blank sample. As shown in Table 2, when the original sample result was within the same order of magnitude as the method detection limit (MDL), the new MDL was raised to the sample result as part of the qualification process. When the original sample result was well above the RL, the sample result was qualified as estimated (J) as part of the qualification process.

Atlantic Coast Consulting, Inc. reviewed the laboratory data from McIntosh LF4 sampled between February 6, 2024 and February 8, 2024 in accordance with the analytical methods, the laboratory-specified QC criteria, and the guidelines. As described above, the results were acceptable for project use.

REFERENCES

[1]US EPA, September 2011, Region 4, Science and Ecosystem Support Division, Quality Assurance Section, MTSB, Data Validation Standard Operating Procedures for Contract Laboratory Program Inorganic Data by Inductively Coupled Plasma – Atomic Emission Spectroscopy and Inductively Coupled Plasma – Mass Spectroscopy, Revision 2.0

[2]US EPA, January 2017, National Office of Superfund Remediation and Technology Innovation, National Functional Guidelines for Inorganic Superfund Methods Data Review, Revision 0.0

TABLE 1

Georgia Power Company – McIntosh LF4

Sample Summary Table – February 2024

						Analyses		
SDG	Field Identification	Collection Date	Lab Identification	Matrix	QC Samples	Metals (6020B)	Anions (300.0)	TDS (SM 2540C)
246463-1	MCI-LF4-GWA-2	02/06/24	680-246463-1	WG		X	X	X
246463-1	MCI-GWA-3	02/06/24	680-246463-2	WG		X	X	X
246463-1	MCI-GWA-4A	02/06/24	680-246463-3	WG		X	X	X
246463-1	MCI-LF4-GWA-5	02/06/24	680-246463-4	WG		X	X	X
246463-1	MCI-GWA-13	02/06/24	680-246463-5	WG		X	X	X
246463-1	MCI-GWA-15	02/06/24	680-246463-6	WG		X	X	X
246463-1	MCI-GWA-15	02/06/24	680-246463-7	WG		X	X	X
246463-1	MCI-GWA-16	02/06/24	680-246463-8	WG		X	X	X
246463-1	MCI-GWC-17	02/06/24	680-246463-9	WG		X	X	X
246463-1	MCI-LF4-GWC-1	02/07/24	680-246463-10	WG		X	X	X
246463-1	MCI-GWC-9	02/07/24	680-246463-11	WG		X	X	X
246463-1	MCI-GWC-10	02/07/24	680-246463-12	WG		X	X	X
246463-1	MCI-GWC-11	02/07/24	680-246463-13	WG		X	X	X
246463-1	MCI-GWC-18	02/07/24	680-246463-14	WG		X	X	X
246463-1	MCI-GWC-19	02/07/24	680-246463-15	WG		X	X	X
246463-1	MCI-GWC-20	02/07/24	680-246463-16	WG		X	X	X
246463-1	MCI-GWC-21	02/07/24	680-246463-17	WG		X	X	X
246463-1	MCI-GWC-23	02/07/24	680-246463-18	WG		X	X	X
246463-1	MCI-LF4-FD-03	02/07/24	680-246463-19	WG	FD (MCI-GWC-9)	X	X	X
246463-1	MCI-LF4-FD-04	02/07/24	680-246463-20	WG	FD (MCI-GWC-20)	X	X	X
246463-1	MCI-LF4-FB-05	02/07/24	680-246463-21	WQ		X	X	X
246463-1	MCI-LF4-FB-06	02/08/24	680-246463-22	WQ		X	X	X
246463-1	MCI-LF4-EB-07	02/07/24	680-246463-23	WQ		X	X	X
246463-1	MCI-LF4-EB-08	02/07/24	680-246463-24	WQ		X	X	X
246463-1	MCI-GWC-12	02/08/24	680-246463-25	WG		X	X	X

Abbreviations:
EB – Equipment Blank
FB – Field Blank
FD – Field Duplicate
QC – Quality Control
SDG – Sample Delivery Group
TDS – Total Dissolved Solids
WG – Groundwater
WQ – Water Quality Control

TABLE 2

Georgia Power Company – McIntosh LF4

Qualifier Summary Table – February 2024

SDG	Field Identification	Constituent	New RL	New MDL or MDC	Qualifier	Reason
246463-1	MCI-GWA-13	Nickel		0.00084	ND	Blank detection
246463-1	MCI-GWA-13	Zinc		0.0045	ND	Blank detection
246463-1	MCI-LF4-GWC-1	Nickel			J	Blank detection
246463-1	MCI-LF4-GWC-1	Zinc		0.0033	ND	Blank detection
246463-1	MCI-GWC-12	Nickel			J	Blank detection
246463-1	MCI-GWC-12	Zinc		0.0040	ND	Blank detection

Abbreviations:
MDC – Minimum Detectable Concentration
MDL – Method Detection Limit
MS/MSD – Matrix Spike / Matrix Spike Duplicate
RL – Reporting Limit
RPD – Relative Percent Difference
SDG – Sample Delivery Group
TDS – Total Dissolved Solids

Qualifiers:
J – Estimated Result
ND – Non-Detect Result

LEVEL 2A LABORATORY DATA VALIDATIONS

McIntosh Landfill No. 4

Major Ions Event

February 2024

Georgia Power Company – McIntosh Landfill 4

Quality Control Review of Analytical Data – February 2024

This narrative presents results of the Quality Control (QC) data review performed on analytical data submitted by Eurofins Environment Testing America, Savannah for groundwater samples collected at McIntosh Landfill 4 (LF4) between February 6, 2024 and February 8, 2024. The chemical data were reviewed to identify quality issues which could affect the use of the data for decision-making purposes.

Information regarding the primary sample locations, analytical parameters, QC samples, sampling dates, and laboratory sample delivery group (SDG) designations is summarized in Table 1 of this Appendix.

The samples were analyzed for major ion constituents. Test methods included Inductively Coupled Plasma – Mass Spectrometry (US EPA Method 6020B) and Alkalinity in Water (Standard Methods 2320B).

Data were reviewed in accordance with the US EPA Region 4 Data Validation Standard Operating Procedures for Contract Laboratory Program Inorganic Data by Inductively Coupled Plasma – Atomic Emission Spectroscopy and Inductively Coupled Plasma – Mass Spectroscopy (September 2011, Rev. 2.0)[1] and the National Functional Guidelines for Inorganic Superfund Methods Data Review (January 2017)[2]. The review included an assessment of the results for completeness, precision (laboratory duplicate recoveries and matrix spike/matrix spike duplicate recoveries), accuracy (laboratory control samples and matrix spike samples), and blank contamination (laboratory blanks). Sample receipt conditions, holding times, and chains of custody were reviewed. If there was a discrepancy between the QC criteria in the guidelines and the QC criterion established in the analytical methodology, method-specific criteria or professional judgment were used.

DATA QUALITY OBJECTIVES

Laboratory Precision: Laboratory goals for precision were met, except for alkalinity on MCI-GWC-19 (680-246463-15) as described in the qualifications section below.

Field Precision: Field goals for precision were not applicable to this sampling event.

Accuracy: Laboratory goals for accuracy were met.

Detection Limits: Project goals for detection limits were met.

Completeness: There were no rejected analytical results for this event, resulting in a completion of 100%.

Holding Times: Holding time requirements were met.

QUALIFICATIONS

In general, chemical results for the samples collected at the site were qualified on the basis of low precision or low accuracy or on the basis of professional judgment. The following definitions provide brief explanations of the qualifiers which may have been assigned to data by the laboratory during the validation process:

J: The analyte was positively identified above the method detection limit; however, the associated numerical value is the approximate concentration of the analyte in the sample.

ND: The analyte was not detected above the method detection limit.

The data generated as part of this sampling event met the QC criteria established in the respective analytical methods and data validation guidelines except as specified below. The applied qualifications may not have been required for all samples collected at the site. A summary of sample qualifications can be found in Table 2 of this Appendix.

- Sample MCI-GWC-19 (680-246463-15) was qualified as estimated (J) for alkalinity as the laboratory relative percent difference (RPD) exceeded QC criteria (60%, above the limit of 30).

- Certain magnesium results on work order 680-246463-2 were qualified as estimated (J) due to the analyte being detected at a similar concentration in an associated blank sample. As shown in Table 2, when the original sample result was well above the reporting limit (RL), the RL was not revised as part of the qualification process.

Atlantic Coast Consulting, Inc. reviewed the laboratory data from McIntosh LF4 sampled between February 6, 2024 and February 8, 2024 in accordance with the analytical methods, the laboratory-specified QC criteria, and the guidelines. As described above, the results were acceptable for project use.

REFERENCES

[1]US EPA, September 2011, Region 4, Science and Ecosystem Support Division, Quality Assurance Section, MTSB, Data Validation Standard Operating Procedures for Contract Laboratory Program Inorganic Data by Inductively Coupled Plasma – Atomic Emission Spectroscopy and Inductively Coupled Plasma – Mass Spectroscopy, Revision 2.0

[2]US EPA, January 2017, National Office of Superfund Remediation and Technology Innovation, National Functional Guidelines for Inorganic Superfund Methods Data Review, Revision 0.0

TABLE 1

Georgia Power Company – McIntosh LF4

Sample Summary Table – February 2024

						Analyses	
SDG	Field Identification	Collection Date	Lab Identification	Matrix	QC Samples	Metals (6020B)	Alkalinity (SM 2320B)
246463-2	MCI-LF4-GWA-2	02/06/24	680-246463-1	WG		X	X
246463-2	MCI-GWA-3	02/06/24	680-246463-2	WG		X	X
246463-2	MCI-GWA-4A	02/06/24	680-246463-3	WG		X	X
246463-2	MCI-LF4-GWA-5	02/06/24	680-246463-4	WG		X	X
246463-2	MCI-GWA-13	02/06/24	680-246463-5	WG		X	X
246463-2	MCI-GWA-14	02/06/24	680-246463-6	WG		X	X
246463-2	MCI-GWA-15	02/06/24	680-246463-7	WG		X	X
246463-2	MCI-GWA-16	02/06/24	680-246463-8	WG		X	X
246463-2	MCI-GWC-17	02/06/24	680-246463-9	WG		X	X
246463-2	MCI-LF4-GWC-1	02/07/24	680-246463-10	WG		X	X
246463-2	MCI-GWC-9	02/07/24	680-246463-11	WG		X	X
246463-2	MCI-GWC-10	02/07/24	680-246463-12	WG		X	X
246463-2	MCI-GWC-11	02/07/24	680-246463-13	WG		X	X
246463-2	MCI-GWC-18	02/07/24	680-246463-14	WG		X	X
246463-2	MCI-GWC-19	02/07/24	680-246463-15	WG		X	X
246463-2	MCI-GWC-20	02/07/24	680-246463-16	WG		X	X
246463-2	MCI-GWC-21	02/07/24	680-246463-17	WG		X	X
246463-2	MCI-GWC-23	02/07/24	680-246463-18	WG		X	X
246463-2	MCI-GWC-12	02/08/24	680-246463-25	WG		X	X

Abbreviations:
QC – Quality Control
SDG – Sample Delivery Group
WG – Groundwater

TABLE 2

Georgia Power Company – McIntosh LF4

Qualifier Summary Table – February 2024

SDG	Field Identification	Constituent	New RL	New MDL or MDC	Qualifier	Reason
246463-2	MCI-GWC-12	Magnesium			J	Blank detection
246463-2	MCI-GWC-19	Alkalinity			J	RPD exceeds lab goal

Abbreviations:
MDC – Minimum Detectable Concentration
MDL – Method Detection Limit
RL – Reporting Limit
RPD – Relative Percent Difference
SDG – Sample Delivery Group

Qualifiers:
J – Estimated Result

Low-Flow Test Report:

Test Date / Time: 2/7/2024 4:30:24 PM
Project: Plant McIntosh LF4
Operator Name: A. Schnittker

Location Name: GWC-1 **Well Diameter: 2 in** **Casing Type: PVC** **Screen Length: 10 ft** **Top of Screen: 18.29 ft** **Total Depth: 28.29 ft** **Initial Depth to Water: 14.66 ft**	**Pump Type: Peristaltic Pump** **Tubing Type: Poly** **Tubing Inner Diameter: 0.17 in** **Pump Intake From TOC: 23 ft** **Estimated Total Volume Pumped: 7 liter** **Flow Cell Volume: 90 ml** **Final Flow Rate: 200 ml/min** **Final Draw Down: 4 in**	**Instrument Used: Aqua TROLL 400** **Serial Number: 1080307**

Test Notes:
Sample time 1705. Sunny 60s.

Low-Flow Readings:

Date Time	Elapsed Time	pH	Temperature	Specific Conductivity	RDO Concentration	Turbidity	ORP	Depth to Water	Flow
		+/- 0.1	+/- 3	+/- 5 %	+/- 10 %	+/- 10	+/- 25	+/- 0.3	
2/7/2024 4:30 PM	00:00	5.08 pH	18.80 °C	31.33 µS/cm	4.45 mg/L	8.05 NTU	153.2 mV	14.66 ft	200.00 ml/min
2/7/2024 4:35 PM	05:00	5.09 pH	19.10 °C	31.67 µS/cm	4.37 mg/L	7.47 NTU	103.1 mV	15.00 ft	200.00 ml/min
2/7/2024 4:40 PM	10:00	5.07 pH	19.14 °C	31.75 µS/cm	4.25 mg/L	6.73 NTU	138.2 mV	15.00 ft	200.00 ml/min
2/7/2024 4:45 PM	15:00	5.06 pH	19.07 °C	31.63 µS/cm	4.08 mg/L	6.44 NTU	95.3 mV	15.00 ft	200.00 ml/min
2/7/2024 4:50 PM	20:00	5.03 pH	19.00 °C	31.69 µS/cm	3.85 mg/L	4.94 NTU	92.9 mV	15.00 ft	200.00 ml/min
2/7/2024 4:55 PM	25:00	5.01 pH	19.07 °C	31.61 µS/cm	3.74 mg/L	4.86 NTU	92.5 mV	15.00 ft	200.00 ml/min
2/7/2024 5:00 PM	30:00	4.97 pH	19.05 °C	31.43 µS/cm	3.66 mg/L	5.12 NTU	92.9 mV	15.00 ft	200.00 ml/min
2/7/2024 5:05 PM	35:00	4.96 pH	18.93 °C	31.29 µS/cm	3.52 mg/L	3.84 NTU	92.5 mV	15.00 ft	200.00 ml/min

Samples

Sample ID:	Description:

Low-Flow Test Report:

Test Date / Time: 2/6/2024 2:50:15 PM
Project: Plant McIntosh LF4
Operator Name: A. Schnittker

Location Name: GWA-2 **Well Diameter: 2 in** **Casing Type: PVC** **Screen Length: 10 ft** **Top of Screen: 18.47 ft** **Total Depth: 28.47 ft** **Initial Depth to Water: 17.42 ft**	**Pump Type: Peristaltic Pump** **Tubing Type: Poly** **Tubing Inner Diameter: 0.17 in** **Pump Intake From TOC: 23 ft** **Estimated Total Volume Pumped: 8.3 liter** **Flow Cell Volume: 90 ml** **Final Flow Rate: 275 ml/min** **Final Draw Down: 2 in**	**Instrument Used: Aqua TROLL 400** **Serial Number: 1080307**

Test Notes:
Sample time 1520. Sunny 60s.

Low-Flow Readings:

Date Time	Elapsed Time	pH	Temperature	Specific Conductivity	RDO Concentration	Turbidity	ORP	Depth to Water	Flow
		+/- 0.1	+/- 3	+/- 5 %	+/- 10 %	+/- 10	+/- 25	+/- 0.3	
2/6/2024 2:50 PM	00:00	4.60 pH	18.88 °C	26.97 µS/cm	5.49 mg/L	7.30 NTU	168.4 mV	17.42 ft	275.00 ml/min
2/6/2024 2:55 PM	05:00	4.63 pH	19.11 °C	26.55 µS/cm	5.60 mg/L	6.17 NTU	112.0 mV	17.60 ft	275.00 ml/min
2/6/2024 3:00 PM	10:00	4.61 pH	19.18 °C	26.38 µS/cm	5.74 mg/L	5.78 NTU	106.2 mV	17.60 ft	275.00 ml/min
2/6/2024 3:05 PM	15:00	4.66 pH	19.14 °C	26.04 µS/cm	5.85 mg/L	5.71 NTU	103.7 mV	17.60 ft	275.00 ml/min
2/6/2024 3:10 PM	20:00	4.66 pH	19.18 °C	26.17 µS/cm	5.77 mg/L	4.70 NTU	102.9 mV	17.60 ft	275.00 ml/min
2/6/2024 3:15 PM	25:00	4.67 pH	19.14 °C	26.20 µS/cm	5.62 mg/L	3.43 NTU	102.6 mV	17.60 ft	275.00 ml/min
2/6/2024 3:20 PM	30:00	4.68 pH	19.14 °C	25.84 µS/cm	5.64 mg/L	2.71 NTU	102.3 mV	17.60 ft	275.00 ml/min

Samples

Sample ID:	Description:

Created using VuSitu from In-Situ, Inc.

Low-Flow Test Report:

Test Date / Time: 2/6/2024 2:49:42 PM
Project: Plant McIntosh LF4
Operator Name: Hunter auld

Location Name: GWA-3 **Well Diameter: 2 in** **Casing Type: PVC** **Screen Length: 10 ft** **Top of Screen: 28.31 ft** **Total Depth: 38.31 ft** **Initial Depth to Water: 23.71 ft**	**Pump Type: Peristaltic Pump** **Tubing Type: Poly** **Tubing Inner Diameter: 0.17 in** **Pump Intake From TOC: 33 ft** **Estimated Total Volume Pumped: 2.6 ml** **Flow Cell Volume: 90 ml** **Final Flow Rate: 75 ml/min** **Final Draw Down: 33.5 in**	**Instrument Used: Aqua TROLL 400** **Serial Number: 1080306**

Test Notes:
Sample time 1519. Clear, 50s.

Low-Flow Readings:

Date Time	Elapsed Time	pH	Temperature	Specific Conductivity	RDO Concentration	Turbidity	ORP	Depth to Water	Flow
		+/- 0.1	+/- 3	+/- 5 %	+/- 10 %	+/- 10	+/- 25	+/- 0.3	
2/6/2024 2:49 PM	00:00	6.75 pH	24.36 °C	26.11 µS/cm	6.09 mg/L	5.00 NTU	154.8 mV	23.71 ft	100.00 ml/min
2/6/2024 2:54 PM	05:00	5.01 pH	20.73 °C	24.59 µS/cm	6.68 mg/L	0.60 NTU	117.6 mV	24.90 ft	100.00 ml/min
2/6/2024 2:59 PM	10:00	5.00 pH	20.69 °C	24.67 µS/cm	6.66 mg/L	0.90 NTU	113.8 mV	25.60 ft	100.00 ml/min
2/6/2024 3:04 PM	15:00	5.01 pH	20.16 °C	24.16 µS/cm	6.76 mg/L	0.50 NTU	107.1 mV	26.00 ft	75.00 ml/min
2/6/2024 3:09 PM	20:00	4.98 pH	20.29 °C	24.28 µS/cm	6.86 mg/L	0.30 NTU	103.7 mV	26.30 ft	75.00 ml/min
2/6/2024 3:14 PM	25:00	5.03 pH	19.93 °C	24.36 µS/cm	6.77 mg/L	0.60 NTU	105.4 mV	26.40 ft	75.00 ml/min
2/6/2024 3:19 PM	30:00	5.02 pH	19.62 °C	24.13 µS/cm	6.96 mg/L	0.60 NTU	102.7 mV	26.50 ft	75.00 ml/min

Samples

Sample ID:	Description:

Created using VuSitu from In-Situ, Inc.

Low-Flow Test Report:

Test Date / Time: 2/6/2024 9:55:04 AM
Project: Plant McIntosh LF4
Operator Name: A. Schnittker

Location Name: GWA-4A **Well Diameter: 2 in** **Casing Type: PVC** **Screen Length: 10 ft** **Top of Screen: 29 ft** **Total Depth: 39 ft** **Initial Depth to Water: 27.23 ft**	**Pump Type: Peristaltic Pump** **Tubing Type: Poly** **Tubing Inner Diameter: 0.17 in** **Pump Intake From TOC: 34 ft** **Estimated Total Volume Pumped: 4.5 liter** **Flow Cell Volume: 90 ml** **Final Flow Rate: 150 ml/min** **Final Draw Down: 4 in**	**Instrument Used: Aqua TROLL 400** **Serial Number: 1080307**

Test Notes:
Sample time 1025. Sunny 40s.

Low-Flow Readings:

Date Time	Elapsed Time	pH	Temperature	Specific Conductivity	RDO Concentration	Turbidity	ORP	Depth to Water	Flow
		+/- 0.1	+/- 3	+/- 5 %	+/- 10 %	+/- 10	+/- 25	+/- 0.3	
2/6/2024 9:55 AM	00:00	4.72 pH	17.18 °C	20.52 µS/cm	4.74 mg/L	1.05 NTU	147.6 mV	27.23 ft	150.00 ml/min
2/6/2024 10:00 AM	05:00	4.75 pH	17.28 °C	19.91 µS/cm	5.62 mg/L	1.07 NTU	112.9 mV	27.60 ft	150.00 ml/min
2/6/2024 10:05 AM	10:00	4.77 pH	17.71 °C	19.59 µS/cm	5.52 mg/L	0.52 NTU	107.8 mV	27.60 ft	150.00 ml/min
2/6/2024 10:10 AM	15:00	4.87 pH	17.63 °C	19.66 µS/cm	5.43 mg/L	0.46 NTU	102.5 mV	27.60 ft	150.00 ml/min
2/6/2024 10:15 AM	20:00	4.88 pH	17.84 °C	19.63 µS/cm	5.37 mg/L	0.28 NTU	100.7 mV	27.60 ft	150.00 ml/min
2/6/2024 10:20 AM	25:00	4.89 pH	18.01 °C	19.48 µS/cm	5.25 mg/L	0.34 NTU	100.1 mV	27.60 ft	150.00 ml/min
2/6/2024 10:25 AM	30:00	4.83 pH	18.15 °C	19.81 µS/cm	5.18 mg/L	0.42 NTU	138.4 mV	27.60 ft	150.00 ml/min

Samples

Sample ID:	Description:

Created using VuSitu from In-Situ, Inc.

Low-Flow Test Report:

Test Date / Time: 2/6/2024 11:10:18 AM
Project: Plant McIntosh LF4
Operator Name: A. Schnittker

Location Name: GWA-5 **Well Diameter: 2 in** **Casing Type: PVC** **Screen Length: 10 ft** **Top of Screen: 31.71 ft** **Total Depth: 41.71 ft** **Initial Depth to Water: 25.98 ft**	**Pump Type: Peristaltic Pump** **Tubing Type: Poly** **Tubing Inner Diameter: 0.17 in** **Pump Intake From TOC: 37 ft** **Estimated Total Volume Pumped: 6 liter** **Flow Cell Volume: 90 ml** **Final Flow Rate: 200 ml/min** **Final Draw Down: 4 in**	**Instrument Used: Aqua TROLL 400** **Serial Number: 1080307**

Test Notes:
Sample time 1140. Sunny 50s.

Low-Flow Readings:

Date Time	Elapsed Time	pH	Temperature	Specific Conductivity	RDO Concentration	Turbidity	ORP	Depth to Water	Flow
		+/- 0.1	+/- 3	+/- 5 %	+/- 10 %	+/- 10	+/- 25	+/- 0.3	
2/6/2024 11:10 AM	00:00	5.28 pH	20.65 °C	24.99 µS/cm	3.57 mg/L	1.85 NTU	151.1 mV	25.98 ft	200.00 ml/min
2/6/2024 11:15 AM	05:00	5.30 pH	20.62 °C	25.49 µS/cm	4.07 mg/L	0.64 NTU	106.0 mV	26.30 ft	200.00 ml/min
2/6/2024 11:20 AM	10:00	5.33 pH	20.66 °C	23.81 µS/cm	4.35 mg/L	0.55 NTU	96.6 mV	26.30 ft	200.00 ml/min
2/6/2024 11:25 AM	15:00	5.31 pH	20.59 °C	23.29 µS/cm	4.36 mg/L	1.30 NTU	93.9 mV	26.30 ft	200.00 ml/min
2/6/2024 11:30 AM	20:00	5.30 pH	20.63 °C	22.52 µS/cm	4.32 mg/L	1.04 NTU	94.0 mV	26.30 ft	200.00 ml/min
2/6/2024 11:35 AM	25:00	5.32 pH	20.34 °C	23.45 µS/cm	4.33 mg/L	2.19 NTU	93.0 mV	26.30 ft	200.00 ml/min
2/6/2024 11:40 AM	30:00	5.33 pH	20.65 °C	23.18 µS/cm	4.52 mg/L	1.64 NTU	92.6 mV	26.30 ft	200.00 ml/min

Samples

Sample ID:	Description:

Created using VuSitu from In-Situ, Inc.

Low-Flow Test Report:

Test Date / Time: 2/7/2024 11:10:44 AM
Project: Plant McIntosh LF4
Operator Name: A. Schnittker

Location Name: GWC-9 **Well Diameter: 2 in** **Casing Type: PVC** **Screen Length: 10 ft** **Top of Screen: 28.05 ft** **Total Depth: 38.05 ft** **Initial Depth to Water: 30.21 ft**	**Pump Type: Peristaltic Pump** **Tubing Type: Poly** **Tubing Inner Diameter: 0.17 in** **Pump Intake From TOC: 33 ft** **Estimated Total Volume Pumped: 29.4 liter** **Flow Cell Volume: 90 ml** **Final Flow Rate: 280 ml/min** **Final Draw Down: 11 in**	**Instrument Used: Aqua TROLL 400** **Serial Number: 1080307**

Test Notes:
Sample time 1255. Sunny 50s. FD-03 here.

Low-Flow Readings:

Date Time	Elapsed Time	pH	Temperature	Specific Conductivity	RDO Concentration	Turbidity	ORP	Depth to Water	Flow
		+/- 0.1	+/- 3	+/- 5 %	+/- 10 %	+/- 10	+/- 25	+/- 0.3	
2/7/2024 11:10 AM	00:00	5.50 pH	18.45 °C	47.28 µS/cm	6.76 mg/L	20.50 NTU	128.7 mV	30.21 ft	280.00 ml/min
2/7/2024 11:15 AM	05:00	5.50 pH	19.85 °C	46.28 µS/cm	6.41 mg/L	19.20 NTU	114.3 mV	31.00 ft	280.00 ml/min
2/7/2024 11:20 AM	10:00	5.44 pH	20.31 °C	43.30 µS/cm	6.45 mg/L	18.90 NTU	110.4 mV	31.10 ft	280.00 ml/min
2/7/2024 11:25 AM	15:00	5.51 pH	20.48 °C	44.76 µS/cm	5.89 mg/L	10.60 NTU	104.2 mV	31.10 ft	280.00 ml/min
2/7/2024 11:30 AM	20:00	5.54 pH	20.67 °C	46.53 µS/cm	6.76 mg/L	4.15 NTU	99.1 mV	31.10 ft	280.00 ml/min
2/7/2024 11:35 AM	25:00	5.47 pH	20.96 °C	48.10 µS/cm	6.57 mg/L	3.85 NTU	95.5 mV	31.10 ft	280.00 ml/min
2/7/2024 11:40 AM	30:00	5.50 pH	21.07 °C	47.63 µS/cm	6.50 mg/L	2.27 NTU	93.7 mV	31.10 ft	280.00 ml/min
2/7/2024 11:45 AM	35:00	5.48 pH	21.15 °C	47.22 µS/cm	6.29 mg/L	2.19 NTU	91.8 mV	31.10 ft	280.00 ml/min
2/7/2024 11:50 AM	40:00	5.47 pH	20.87 °C	46.66 µS/cm	5.97 mg/L	2.07 NTU	90.2 mV	31.10 ft	280.00 ml/min
2/7/2024 11:55 AM	45:00	5.48 pH	20.92 °C	45.98 µS/cm	6.54 mg/L	2.83 NTU	88.9 mV	31.10 ft	280.00 ml/min
2/7/2024 12:00 PM	50:00	5.48 pH	20.85 °C	46.93 µS/cm	5.97 mg/L	2.94 NTU	88.2 mV	31.10 ft	280.00 ml/min
2/7/2024 12:05 PM	55:00	5.49 pH	21.06 °C	46.44 µS/cm	6.56 mg/L	2.57 NTU	87.7 mV	31.10 ft	280.00 ml/min
2/7/2024 12:10 PM	01:00:00	5.49 pH	21.15 °C	46.18 µS/cm	5.51 mg/L	2.36 NTU	87.2 mV	31.10 ft	280.00 ml/min
2/7/2024 12:15 PM	01:05:00	5.47 pH	21.42 °C	45.98 µS/cm	6.41 mg/L	2.95 NTU	87.5 mV	31.10 ft	280.00 ml/min
2/7/2024 12:20 PM	01:10:00	5.46 pH	21.37 °C	46.05 µS/cm	6.43 mg/L	2.17 NTU	85.9 mV	31.10 ft	280.00 ml/min

2/7/2024 12:25 PM	01:15:00	5.48 pH	21.45 °C	46.45 µS/cm	6.35 mg/L	2.47 NTU	86.2 mV	31.10 ft	280.00 ml/min
2/7/2024 12:30 PM	01:20:00	5.47 pH	21.36 °C	46.26 µS/cm	5.29 mg/L	2.08 NTU	85.6 mV	31.10 ft	280.00 ml/min
2/7/2024 12:35 PM	01:25:00	5.49 pH	20.65 °C	45.77 µS/cm	6.17 mg/L	1.15 NTU	85.3 mV	31.10 ft	280.00 ml/min
2/7/2024 12:40 PM	01:30:00	5.44 pH	20.61 °C	46.43 µS/cm	5.69 mg/L	0.94 NTU	82.7 mV	31.10 ft	280.00 ml/min
2/7/2024 12:45 PM	01:35:00	5.44 pH	20.59 °C	46.40 µS/cm	3.71 mg/L	0.69 NTU	84.3 mV	31.10 ft	280.00 ml/min
2/7/2024 12:50 PM	01:40:00	5.44 pH	20.54 °C	45.92 µS/cm	3.63 mg/L	0.42 NTU	84.8 mV	31.10 ft	280.00 ml/min
2/7/2024 12:55 PM	01:45:00	5.43 pH	20.65 °C	45.64 µS/cm	3.65 mg/L	0.33 NTU	85.4 mV	31.10 ft	280.00 ml/min

Samples

Sample ID:	Description:

Created using VuSitu from In-Situ, Inc.

Low-Flow Test Report:

Test Date / Time: 2/7/2024 9:45:05 AM
Project: Plant McIntosh LF4
Operator Name: A. Schnittker

Location Name: GWC-10 **Well Diameter: 2 in** **Casing Type: PVC** **Screen Length: 10 ft** **Top of Screen: 23.16 ft** **Total Depth: 33.16 ft** **Initial Depth to Water: 25.62 ft**	**Pump Type: Peristaltic Pump** **Tubing Type: Poly** **Tubing Inner Diameter: 0.17 in** **Pump Intake From TOC: 28 ft** **Estimated Total Volume Pumped: 14.8 liter** **Flow Cell Volume: 90 ml** **Final Flow Rate: 270 ml/min** **Final Draw Down: 2 in**	**Instrument Used: Aqua TROLL 400** **Serial Number: 1080307**

Test Notes:
Sample time 1040. Sunny 40s. FB-05 here at 1015.

Low-Flow Readings:

Date Time	Elapsed Time	pH	Temperature	Specific Conductivity	RDO Concentration	Turbidity	ORP	Depth to Water	Flow
		+/- 0.1	+/- 3	+/- 5 %	+/- 10 %	+/- 10	+/- 25	+/- 0.3	
2/7/2024 9:45 AM	00:00	7.04 pH	18.01 °C	228.26 µS/cm	0.88 mg/L	3.21 NTU	-27.3 mV	25.62 ft	270.00 ml/min
2/7/2024 9:50 AM	05:00	6.77 pH	18.87 °C	208.35 µS/cm	2.03 mg/L	2.38 NTU	3.1 mV	25.80 ft	270.00 ml/min
2/7/2024 9:55 AM	10:00	6.66 pH	18.97 °C	196.49 µS/cm	2.23 mg/L	1.37 NTU	20.6 mV	25.80 ft	270.00 ml/min
2/7/2024 10:00 AM	15:00	6.55 pH	19.05 °C	188.46 µS/cm	2.19 mg/L	0.85 NTU	30.4 mV	25.80 ft	270.00 ml/min
2/7/2024 10:05 AM	20:00	6.44 pH	19.08 °C	178.69 µS/cm	2.17 mg/L	0.64 NTU	37.1 mV	25.80 ft	270.00 ml/min
2/7/2024 10:10 AM	25:00	6.43 pH	19.25 °C	175.00 µS/cm	2.09 mg/L	0.39 NTU	39.7 mV	25.80 ft	270.00 ml/min
2/7/2024 10:15 AM	30:00	6.38 pH	19.34 °C	167.21 µS/cm	2.01 mg/L	0.36 NTU	41.9 mV	25.80 ft	270.00 ml/min
2/7/2024 10:20 AM	35:00	6.37 pH	19.30 °C	164.41 µS/cm	1.98 mg/L	0.26 NTU	43.0 mV	25.80 ft	270.00 ml/min
2/7/2024 10:25 AM	40:00	6.49 pH	19.36 °C	155.61 µS/cm	1.79 mg/L	0.22 NTU	45.5 mV	25.80 ft	270.00 ml/min
2/7/2024 10:30 AM	45:00	6.50 pH	19.29 °C	155.30 µS/cm	1.85 mg/L	0.24 NTU	44.8 mV	25.80 ft	270.00 ml/min
2/7/2024 10:35 AM	50:00	6.46 pH	19.35 °C	149.44 µS/cm	1.80 mg/L	0.25 NTU	46.1 mV	25.80 ft	270.00 ml/min
2/7/2024 10:40 AM	55:00	6.46 pH	19.36 °C	150.14 µS/cm	1.75 mg/L	0.22 NTU	47.6 mV	25.80 ft	270.00 ml/min

Samples

Sample ID:	Description:

Low-Flow Test Report:

Test Date / Time: 2/7/2024 12:06:23 PM
Project: Plant McIntosh LF4
Operator Name: Hunter Auld

Location Name: GWC-11 **Well Diameter: 2 in** **Casing Type: PVC** **Screen Length: 10 ft** **Top of Screen: 33.22 ft** **Total Depth: 43.22 ft** **Initial Depth to Water: 33.94 ft**	**Pump Type: Portable Bladder Pump** **Tubing Type: Poly** **Tubing Inner Diameter: 0.17 in** **Pump Intake From TOC: 38 ft** **Estimated Total Volume Pumped: 18.2 liter** **Flow Cell Volume: 90 ml** **Final Flow Rate: 260 ml/min** **Final Draw Down: 0.1 in**	**Instrument Used: Aqua TROLL 400** **Serial Number: 1080306**

Test Notes:
Sample time 1316. Clear 50s. MCI-LF4-EB-07 here at 1255.

Low-Flow Readings:

Date Time	Elapsed Time	pH	Temperature	Specific Conductivity	RDO Concentration	Turbidity	ORP	Depth to Water	Flow
		+/- 0.1	+/- 3	+/- 5 %	+/- 10 %	+/- 10	+/- 25	+/- 0.3	
2/7/2024 12:06 PM	00:00	6.48 pH	33.03 °C	0.00 µS/cm	7.60 mg/L	5.00 NTU	22.6 mV	33.94 ft	260.00 ml/min
2/7/2024 12:11 PM	05:00	6.93 pH	21.45 °C	178.75 µS/cm	1.27 mg/L	9.50 NTU	-5.5 mV	33.95 ft	260.00 ml/min
2/7/2024 12:16 PM	10:00	6.24 pH	21.10 °C	128.95 µS/cm	2.51 mg/L	8.90 NTU	38.1 mV	33.95 ft	260.00 ml/min
2/7/2024 12:21 PM	15:00	6.16 pH	21.09 °C	121.11 µS/cm	2.58 mg/L	4.50 NTU	55.2 mV	33.95 ft	260.00 ml/min
2/7/2024 12:26 PM	20:00	6.33 pH	20.96 °C	119.27 µS/cm	2.46 mg/L	2.50 NTU	60.3 mV	33.95 ft	260.00 ml/min
2/7/2024 12:31 PM	25:00	6.30 pH	21.13 °C	116.16 µS/cm	2.34 mg/L	2.20 NTU	65.6 mV	33.95 ft	260.00 ml/min
2/7/2024 12:36 PM	30:00	6.27 pH	21.17 °C	111.99 µS/cm	2.34 mg/L	2.00 NTU	90.6 mV	33.95 ft	260.00 ml/min
2/7/2024 12:41 PM	35:00	6.23 pH	21.18 °C	106.50 µS/cm	2.42 mg/L	1.80 NTU	64.9 mV	33.95 ft	260.00 ml/min
2/7/2024 12:46 PM	40:00	6.18 pH	21.20 °C	101.48 µS/cm	2.56 mg/L	2.10 NTU	66.2 mV	33.95 ft	260.00 ml/min
2/7/2024 12:51 PM	45:00	6.14 pH	21.19 °C	97.17 µS/cm	2.73 mg/L	1.90 NTU	69.3 mV	33.95 ft	260.00 ml/min
2/7/2024 12:56 PM	50:00	6.11 pH	21.22 °C	94.72 µS/cm	2.82 mg/L	1.30 NTU	99.2 mV	33.95 ft	260.00 ml/min
2/7/2024 1:01 PM	55:00	6.08 pH	21.22 °C	91.13 µS/cm	2.93 mg/L	1.30 NTU	70.2 mV	33.95 ft	260.00 ml/min
2/7/2024 1:06 PM	01:00:00	6.07 pH	21.23 °C	89.99 µS/cm	2.98 mg/L	0.90 NTU	72.1 mV	33.95 ft	260.00 ml/min
2/7/2024 1:11 PM	01:05:00	6.06 pH	21.26 °C	88.75 µS/cm	3.05 mg/L	0.90 NTU	69.6 mV	33.95 ft	260.00 ml/min
2/7/2024 1:16 PM	01:10:00	6.04 pH	21.28 °C	86.83 µS/cm	3.11 mg/L	1.20 NTU	73.3 mV	33.95 ft	260.00 ml/min

Low-Flow Test Report:

Test Date / Time: 2/8/2024 9:50:37 AM
Project: Plant McIntosh LF4
Operator Name: A. Schnittker

Location Name: GWC-12 **Well Diameter: 2 in** **Casing Type: PVC** **Screen Length: 10 ft** **Top of Screen: 31.1 ft** **Total Depth: 41.1 ft** **Initial Depth to Water: 27.92 ft**	**Pump Type: Peristaltic Pump** **Tubing Type: Poly** **Tubing Inner Diameter: 0.17 in** **Pump Intake From TOC: 36 ft** **Estimated Total Volume Pumped: 8.7 liter** **Flow Cell Volume: 90 ml** **Final Flow Rate: 250 ml/min** **Final Draw Down: 5 in**	**Instrument Used: Aqua TROLL 400** **Serial Number: 1080307**

Test Notes:
Sample time 1025. Sunny 60. FB-06 here at 0940.

Low-Flow Readings:

Date Time	Elapsed Time	pH	Temperature	Specific Conductivity	RDO Concentration	Turbidity	ORP	Depth to Water	Flow
		+/- 0.1	+/- 3	+/- 5 %	+/- 10 %	+/- 10	+/- 25	+/- 0.3	
2/8/2024 9:50 AM	00:00	5.14 pH	18.87 °C	17.87 µS/cm	6.28 mg/L	1.57 NTU	131.6 mV	27.92 ft	250.00 ml/min
2/8/2024 9:55 AM	05:00	5.09 pH	18.93 °C	17.94 µS/cm	6.18 mg/L	1.43 NTU	163.8 mV	28.30 ft	250.00 ml/min
2/8/2024 10:00 AM	10:00	5.10 pH	19.03 °C	17.83 µS/cm	6.08 mg/L	1.15 NTU	108.3 mV	28.30 ft	250.00 ml/min
2/8/2024 10:05 AM	15:00	5.12 pH	18.61 °C	17.69 µS/cm	6.07 mg/L	1.05 NTU	152.5 mV	28.30 ft	250.00 ml/min
2/8/2024 10:10 AM	20:00	5.11 pH	18.57 °C	17.73 µS/cm	6.08 mg/L	0.74 NTU	103.5 mV	28.30 ft	250.00 ml/min
2/8/2024 10:15 AM	25:00	5.11 pH	18.73 °C	17.80 µS/cm	6.39 mg/L	0.57 NTU	103.1 mV	28.30 ft	250.00 ml/min
2/8/2024 10:20 AM	30:00	5.13 pH	18.78 °C	17.80 µS/cm	6.34 mg/L	0.45 NTU	148.4 mV	28.30 ft	250.00 ml/min
2/8/2024 10:25 AM	35:00	5.13 pH	19.05 °C	17.81 µS/cm	6.29 mg/L	0.37 NTU	102.1 mV	28.30 ft	250.00 ml/min

Samples

Sample ID:	Description:

Low-Flow Test Report:

Test Date / Time: 2/6/2024 1:10:06 PM
Project: Plant McIntosh LF4
Operator Name: A. Schnittker

Location Name: GWA-13 **Well Diameter: 2 in** **Casing Type: PVC** **Screen Length: 10 ft** **Top of Screen: 30.11 ft** **Total Depth: 40.11 ft** **Initial Depth to Water: 26.85 ft**	**Pump Type: Peristaltic Pump** **Tubing Type: Poly** **Tubing Inner Diameter: 0.17 in** **Pump Intake From TOC: 35 ft** **Estimated Total Volume Pumped: 13.7 liter** **Flow Cell Volume: 90 ml** **Final Flow Rate: 275 ml/min** **Final Draw Down: 1 in**	**Instrument Used: Aqua TROLL 400** **Serial Number: 1080307**

Test Notes:
Sample time 1400. Sunny 60s.

Low-Flow Readings:

Date Time	Elapsed Time	pH	Temperature	Specific Conductivity	RDO Concentration	Turbidity	ORP	Depth to Water	Flow
		+/- 0.1	+/- 3	+/- 5 %	+/- 10 %	+/- 10	+/- 25	+/- 0.3	
2/6/2024 1:10 PM	00:00	5.03 pH	22.13 °C	15.29 µS/cm	5.48 mg/L	6.75 NTU	92.4 mV	26.85 ft	275.00 ml/min
2/6/2024 1:15 PM	05:00	4.99 pH	21.00 °C	15.13 µS/cm	6.14 mg/L	6.82 NTU	109.5 mV	26.90 ft	275.00 ml/min
2/6/2024 1:20 PM	10:00	5.00 pH	20.65 °C	15.02 µS/cm	6.39 mg/L	12.80 NTU	110.0 mV	26.90 ft	275.00 ml/min
2/6/2024 1:25 PM	15:00	4.92 pH	20.70 °C	15.02 µS/cm	6.89 mg/L	7.45 NTU	107.0 mV	26.90 ft	275.00 ml/min
2/6/2024 1:30 PM	20:00	4.94 pH	20.21 °C	14.66 µS/cm	7.49 mg/L	2.83 NTU	105.7 mV	26.90 ft	275.00 ml/min
2/6/2024 1:35 PM	25:00	4.90 pH	20.04 °C	14.55 µS/cm	7.36 mg/L	2.17 NTU	106.2 mV	26.90 ft	275.00 ml/min
2/6/2024 1:40 PM	30:00	4.89 pH	20.30 °C	15.92 µS/cm	6.99 mg/L	1.92 NTU	146.1 mV	26.90 ft	275.00 ml/min
2/6/2024 1:45 PM	35:00	4.86 pH	20.28 °C	16.93 µS/cm	6.76 mg/L	1.77 NTU	105.0 mV	26.90 ft	275.00 ml/min
2/6/2024 1:50 PM	40:00	4.82 pH	20.27 °C	17.35 µS/cm	6.35 mg/L	0.76 NTU	104.4 mV	26.90 ft	275.00 ml/min
2/6/2024 1:55 PM	45:00	4.84 pH	20.34 °C	17.22 µS/cm	6.00 mg/L	0.70 NTU	100.8 mV	26.90 ft	275.00 ml/min
2/6/2024 2:00 PM	50:00	4.84 pH	20.11 °C	17.33 µS/cm	6.12 mg/L	0.85 NTU	100.9 mV	26.90 ft	275.00 ml/min

Samples

Sample ID:	Description:

Low-Flow Test Report:

Test Date / Time: 2/6/2024 1:41:26 PM
Project: Plant McIntosh LF4
Operator Name: Hunter auld

Location Name: GWA-14 **Well Diameter: 2 in** **Casing Type: PVC** **Screen Length: 10 ft** **Top of Screen: 39.9 ft** **Total Depth: 49.9 ft** **Initial Depth to Water: 28.16 ft**	**Pump Type: Peristaltic Pump** **Tubing Type: Poly** **Tubing Inner Diameter: 0.17 in** **Pump Intake From TOC: 45 ft** **Estimated Total Volume Pumped: 3.75 liter** **Flow Cell Volume: 90 ml** **Final Flow Rate: 150 ml/min** **Final Draw Down: 8.9 in**	**Instrument Used: Aqua TROLL 400** **Serial Number: 1080306**

Test Notes:
Sample time 1406. Clear 50s.

Low-Flow Readings:

Date Time	Elapsed Time	pH	Temperature	Specific Conductivity	RDO Concentration	Turbidity	ORP	Depth to Water	Flow
		+/- 0.1	+/- 3	+/- 5 %	+/- 10 %	+/- 10	+/- 25	+/- 0.3	
2/6/2024 1:41 PM	00:00		27.18 °C	0.00 µS/cm	7.64 mg/L	5.00 NTU	126.0 mV	28.16 ft	150.00 ml/min
2/6/2024 1:46 PM	05:00	5.52 pH	19.94 °C	25.28 µS/cm	7.22 mg/L	4.50 NTU	94.6 mV	28.70 ft	150.00 ml/min
2/6/2024 1:51 PM	10:00	5.34 pH	19.87 °C	23.96 µS/cm	7.96 mg/L	2.90 NTU	95.9 mV	28.80 ft	150.00 ml/min
2/6/2024 1:56 PM	15:00	5.25 pH	19.88 °C	23.52 µS/cm	7.93 mg/L	1.40 NTU	93.5 mV	28.80 ft	150.00 ml/min
2/6/2024 2:01 PM	20:00	5.26 pH	19.89 °C	23.80 µS/cm	7.84 mg/L	0.90 NTU	91.5 mV	28.90 ft	150.00 ml/min
2/6/2024 2:06 PM	25:00	5.23 pH	20.20 °C	24.19 µS/cm	7.70 mg/L	0.70 NTU	92.0 mV	28.90 ft	150.00 ml/min

Samples

Sample ID:	Description:

Created using VuSitu from In-Situ, Inc.

Low-Flow Test Report:

Test Date / Time: 2/6/2024 12:14:20 PM
Project: Plant McIntosh LF4
Operator Name: Hunter Auld

Location Name: GWA-15 **Well Diameter: 2 in** **Casing Type: PVC** **Screen Length: 10 ft** **Top of Screen: 30.3 ft** **Total Depth: 40.3 ft** **Initial Depth to Water: 24.74 ft**	**Pump Type: Peristaltic Pump** **Tubing Type: Poly** **Tubing Inner Diameter: 0.17 in** **Pump Intake From TOC: 35 ft** **Estimated Total Volume Pumped: 8.25 liter** **Flow Cell Volume: 90 ml** **Final Flow Rate: 150 ml/min** **Final Draw Down: 1.9 in**	**Instrument Used: Aqua TROLL 400** **Serial Number: 1080306**

Test Notes:
Sample time 1309. Clear, 50s.

Low-Flow Readings:

Date Time	Elapsed Time	pH	Temperature	Specific Conductivity	RDO Concentration	Turbidity	ORP	Depth to Water	Flow
		+/- 0.1	+/- 3	+/- 5 %	+/- 10 %	+/- 10	+/- 25	+/- 0.3	
2/6/2024 12:14 PM	00:00	5.49 pH	19.48 °C	32.00 µS/cm	7.26 mg/L	5.00 NTU	141.2 mV	24.74 ft	150.00 ml/min
2/6/2024 12:19 PM	05:00	5.38 pH	18.96 °C	30.72 µS/cm	7.47 mg/L	50.00 NTU	97.6 mV	24.90 ft	150.00 ml/min
2/6/2024 12:24 PM	10:00	5.33 pH	19.00 °C	28.49 µS/cm	7.49 mg/L	44.50 NTU	98.5 mV	24.90 ft	150.00 ml/min
2/6/2024 12:29 PM	15:00	5.37 pH	19.49 °C	30.31 µS/cm	7.38 mg/L	43.20 NTU	91.7 mV	24.90 ft	150.00 ml/min
2/6/2024 12:34 PM	20:00	5.40 pH	19.78 °C	31.75 µS/cm	7.51 mg/L	49.10 NTU	94.7 mV	24.90 ft	150.00 ml/min
2/6/2024 12:39 PM	25:00	5.33 pH	20.11 °C	28.35 µS/cm	7.43 mg/L	26.10 NTU	97.6 mV	24.90 ft	150.00 ml/min
2/6/2024 12:44 PM	30:00	5.33 pH	19.80 °C	28.07 µS/cm	7.57 mg/L	13.10 NTU	91.2 mV	24.90 ft	150.00 ml/min
2/6/2024 12:49 PM	35:00	5.35 pH	20.09 °C	29.11 µS/cm	7.62 mg/L	11.30 NTU	91.2 mV	24.90 ft	150.00 ml/min
2/6/2024 12:54 PM	40:00	5.36 pH	20.04 °C	29.40 µS/cm	7.37 mg/L	9.10 NTU	94.7 mV	24.90 ft	150.00 ml/min
2/6/2024 12:59 PM	45:00	5.37 pH	19.94 °C	29.49 µS/cm	7.05 mg/L	7.40 NTU	140.5 mV	24.90 ft	150.00 ml/min
2/6/2024 1:04 PM	50:00	5.39 pH	19.73 °C	28.90 µS/cm	7.59 mg/L	5.90 NTU	138.6 mV	24.90 ft	150.00 ml/min
2/6/2024 1:09 PM	55:00	5.35 pH	20.14 °C	28.13 µS/cm	7.54 mg/L	4.80 NTU	140.6 mV	24.90 ft	150.00 ml/min

Samples

Sample ID:	Description:

Low-Flow Test Report:

Test Date / Time: 2/6/2024 10:56:12 AM
Project: Plant McIntosh LF4
Operator Name: Hunter Auld

Location Name: GWA-16 **Well Diameter: 2 in** **Casing Type: PVC** **Screen Length: 10 ft** **Top of Screen: 30.27 ft** **Total Depth: 40.27 ft** **Initial Depth to Water: 26.02 ft**	**Pump Type: Peristaltic Pump** **Tubing Type: Poly** **Tubing Inner Diameter: 0.17 in** **Pump Intake From TOC: 35 ft** **Estimated Total Volume Pumped: 3.5 liter** **Flow Cell Volume: 90 ml** **Final Flow Rate: 100 ml/min** **Final Draw Down: 3.4 in**	**Instrument Used: Aqua TROLL 400** **Serial Number: 1080306**

Test Notes:
Sample time 1131. Clear 50s.

Low-Flow Readings:

Date Time	Elapsed Time	pH	Temperature	Specific Conductivity	RDO Concentration	Turbidity	ORP	Depth to Water	Flow
		+/- 0.1	+/- 3	+/- 5 %	+/- 10 %	+/- 10	+/- 25	+/- 0.3	
2/6/2024 10:56 AM	00:00		16.91 °C	0.00 µS/cm	9.73 mg/L	5.00 NTU	6.7 mV	26.02 ft	100.00 ml/min
2/6/2024 11:01 AM	05:00	5.01 pH	17.71 °C	36.26 µS/cm	7.09 mg/L	4.50 NTU	139.1 mV	26.02 ft	100.00 ml/min
2/6/2024 11:06 AM	10:00	4.99 pH	18.28 °C	25.90 µS/cm	7.11 mg/L	3.80 NTU	116.8 mV	26.20 ft	100.00 ml/min
2/6/2024 11:11 AM	15:00	5.01 pH	18.85 °C	23.99 µS/cm	6.97 mg/L	4.10 NTU	166.9 mV	26.20 ft	100.00 ml/min
2/6/2024 11:16 AM	20:00	5.01 pH	19.05 °C	23.84 µS/cm	6.82 mg/L	3.70 NTU	110.0 mV	26.30 ft	100.00 ml/min
2/6/2024 11:21 AM	25:00	5.01 pH	19.18 °C	23.27 µS/cm	7.56 mg/L	3.60 NTU	111.7 mV	26.30 ft	100.00 ml/min
2/6/2024 11:26 AM	30:00	5.02 pH	19.12 °C	23.40 µS/cm	7.62 mg/L	3.70 NTU	110.4 mV	26.30 ft	100.00 ml/min
2/6/2024 11:31 AM	35:00	5.00 pH	19.33 °C	23.25 µS/cm	7.76 mg/L	3.00 NTU	110.1 mV	26.30 ft	100.00 ml/min

Samples

Sample ID:	Description:

Low-Flow Test Report:

Test Date / Time: 2/6/2024 4:21:05 PM
Project: Plant McIntosh LF4
Operator Name: A. Schnittker

Location Name: GWC-17 **Well Diameter: 2 in** **Casing Type: PVC** **Screen Length: 10 ft** **Top of Screen: 30.05 ft** **Total Depth: 40.05 ft** **Initial Depth to Water: 28.54 ft**	**Pump Type: Peristaltic Pump** **Tubing Type: Poly** **Tubing Inner Diameter: 0.17 in** **Pump Intake From TOC: 35 ft** **Estimated Total Volume Pumped: 4.5 liter** **Flow Cell Volume: 90 ml** **Final Flow Rate: 150 ml/min** **Final Draw Down: 4 in**	**Instrument Used: Aqua TROLL 400** **Serial Number: 1080307**

Test Notes:
Sample time 1651. Sunny 60s.

Low-Flow Readings:

Date Time	Elapsed Time	pH	Temperature	Specific Conductivity	RDO Concentration	Turbidity	ORP	Depth to Water	Flow
		+/- 0.1	+/- 3	+/- 5 %	+/- 10 %	+/- 10	+/- 25	+/- 0.3	
2/6/2024 4:21 PM	00:00	5.21 pH	18.51 °C	25.30 µS/cm	6.16 mg/L	3.63 NTU	99.3 mV	28.54 ft	150.00 ml/min
2/6/2024 4:26 PM	05:00	5.20 pH	18.51 °C	25.45 µS/cm	5.99 mg/L	1.89 NTU	93.4 mV	28.90 ft	150.00 ml/min
2/6/2024 4:31 PM	10:00	5.21 pH	18.53 °C	25.31 µS/cm	6.57 mg/L	1.37 NTU	92.5 mV	28.90 ft	150.00 ml/min
2/6/2024 4:36 PM	15:00	5.21 pH	18.50 °C	25.51 µS/cm	6.65 mg/L	1.26 NTU	92.5 mV	28.90 ft	150.00 ml/min
2/6/2024 4:41 PM	20:00	5.20 pH	18.47 °C	25.54 µS/cm	6.71 mg/L	1.06 NTU	92.2 mV	28.90 ft	150.00 ml/min
2/6/2024 4:46 PM	25:00	5.19 pH	18.43 °C	25.45 µS/cm	6.68 mg/L	1.95 NTU	92.5 mV	28.90 ft	150.00 ml/min
2/6/2024 4:51 PM	30:00	5.19 pH	18.30 °C	25.15 µS/cm	6.59 mg/L	2.01 NTU	91.7 mV	28.90 ft	150.00 ml/min

Samples

Sample ID:	Description:

Created using VuSitu from In-Situ, Inc.

Low-Flow Test Report:

Test Date / Time: 2/7/2024 9:46:30 AM
Project: Plant McIntosh LF4
Operator Name: Hunter Auld

Location Name: GWC-18 **Well Diameter: 2 in** **Casing Type: PVC** **Screen Length: 10 ft** **Top of Screen: 32.2 ft** **Total Depth: 42.2 ft** **Initial Depth to Water: 36.42 ft**	**Pump Type: Portable Bladder Pump** **Tubing Type: Poly** **Tubing Inner Diameter: 0.17 in** **Pump Intake From TOC: 39 ft** **Estimated Total Volume Pumped: 20.5 liter** **Flow Cell Volume: 90 ml** **Final Flow Rate: 190 ml/min** **Final Draw Down: 16.6 in**	**Instrument Used: Aqua TROLL 400** **Serial Number: 1080306**

Test Notes:
Sample time 1121. Clear 40s.

Low-Flow Readings:

Date Time	Elapsed Time	pH	Temperature	Specific Conductivity	RDO Concentration	Turbidity	ORP	Depth to Water	Flow
		+/- 0.1	+/- 3	+/- 5 %	+/- 10 %	+/- 10	+/- 25	+/- 0.3	
2/7/2024 9:46 AM	00:00		8.22 °C	0.00 µS/cm	12.46 mg/L	5.00 NTU	413.1 mV	36.42 ft	250.00 ml/min
2/7/2024 9:51 AM	05:00	5.98 pH	18.17 °C	75.84 µS/cm	6.36 mg/L	95.00 NTU	133.7 mV	36.70 ft	250.00 ml/min
2/7/2024 9:56 AM	10:00	5.95 pH	18.97 °C	73.38 µS/cm	6.14 mg/L	94.00 NTU	112.4 mV	37.00 ft	250.00 ml/min
2/7/2024 10:01 AM	15:00	5.96 pH	19.25 °C	74.31 µS/cm	5.84 mg/L	59.10 NTU	100.2 mV	37.15 ft	250.00 ml/min
2/7/2024 10:06 AM	20:00	5.98 pH	19.40 °C	77.04 µS/cm	5.60 mg/L	43.80 NTU	129.0 mV	37.30 ft	250.00 ml/min
2/7/2024 10:11 AM	25:00	6.03 pH	19.43 °C	81.40 µS/cm	5.42 mg/L	31.90 NTU	84.6 mV	37.50 ft	250.00 ml/min
2/7/2024 10:16 AM	30:00	6.09 pH	19.56 °C	88.05 µS/cm	5.22 mg/L	27.80 NTU	79.0 mV	37.60 ft	250.00 ml/min
2/7/2024 10:21 AM	35:00	6.13 pH	19.58 °C	91.84 µS/cm	5.10 mg/L	33.60 NTU	78.6 mV	37.75 ft	250.00 ml/min
2/7/2024 10:26 AM	40:00	6.17 pH	19.49 °C	96.81 µS/cm	5.04 mg/L	29.80 NTU	79.0 mV	37.75 ft	190.00 ml/min
2/7/2024 10:31 AM	45:00	6.21 pH	19.49 °C	101.38 µS/cm	4.91 mg/L	21.40 NTU	76.8 mV	37.75 ft	190.00 ml/min
2/7/2024 10:36 AM	50:00	6.23 pH	19.58 °C	104.60 µS/cm	4.85 mg/L	18.40 NTU	74.9 mV	37.75 ft	190.00 ml/min
2/7/2024 10:41 AM	55:00	6.25 pH	19.68 °C	106.20 µS/cm	4.75 mg/L	14.80 NTU	76.4 mV	37.80 ft	190.00 ml/min
2/7/2024 10:46 AM	01:00:00	6.26 pH	19.78 °C	108.68 µS/cm	4.68 mg/L	12.10 NTU	72.5 mV	37.80 ft	190.00 ml/min
2/7/2024 10:51 AM	01:05:00	6.27 pH	19.90 °C	109.16 µS/cm	4.62 mg/L	11.30 NTU	75.6 mV	37.80 ft	190.00 ml/min
2/7/2024 10:56 AM	01:10:00	6.28 pH	20.04 °C	109.76 µS/cm	4.54 mg/L	9.50 NTU	74.6 mV	37.80 ft	190.00 ml/min

2/7/2024 11:01 AM	01:15:00	6.29 pH	20.23 °C	110.80 µS/cm	4.50 mg/L	8.20 NTU	71.6 mV	37.80 ft	190.00 ml/min
2/7/2024 11:06 AM	01:20:00	6.30 pH	20.29 °C	111.82 µS/cm	4.45 mg/L	8.00 NTU	73.8 mV	37.80 ft	190.00 ml/min
2/7/2024 11:11 AM	01:25:00	6.31 pH	20.39 °C	113.05 µS/cm	4.39 mg/L	6.30 NTU	102.3 mV	37.80 ft	190.00 ml/min
2/7/2024 11:16 AM	01:30:00	6.31 pH	20.04 °C	113.45 µS/cm	4.40 mg/L	5.30 NTU	73.2 mV	37.80 ft	190.00 ml/min
2/7/2024 11:21 AM	01:35:00	6.31 pH	20.38 °C	113.87 µS/cm	4.32 mg/L	4.40 NTU	73.3 mV	37.80 ft	190.00 ml/min

Samples

Sample ID:	Description:

Created using VuSitu from In-Situ, Inc.

Low-Flow Test Report:

Test Date / Time: 2/7/2024 1:45:44 PM
Project: Plant McIntosh LF4
Operator Name: A. Schnittker

Location Name: GWC-19 **Well Diameter: 2 in** **Casing Type: PVC** **Screen Length: 10 ft** **Top of Screen: 26.95 ft** **Total Depth: 36.95 ft** **Initial Depth to Water: 30.28 ft**	**Pump Type: Peristaltic Pump** **Tubing Type: Poly** **Tubing Inner Diameter: 0.17 in** **Pump Intake From TOC: 32 ft** **Estimated Total Volume Pumped: 12.5 liter** **Flow Cell Volume: 90 ml** **Final Flow Rate: 250 ml/min** **Final Draw Down: 3 in**	**Instrument Used: Aqua TROLL 400** **Serial Number: 1080307**

Test Notes:
Sample time 1435. Sunny 50s.

Low-Flow Readings:

Date Time	Elapsed Time	pH	Temperature	Specific Conductivity	RDO Concentration	Turbidity	ORP	Depth to Water	Flow
		+/- 0.1	+/- 3	+/- 5 %	+/- 10 %	+/- 10	+/- 25	+/- 0.3	
2/7/2024 1:45 PM	00:00	5.91 pH	19.76 °C	71.76 µS/cm	1.96 mg/L	4.16 NTU	74.2 mV	30.28 ft	250.00 ml/min
2/7/2024 1:50 PM	05:00	5.71 pH	20.15 °C	57.46 µS/cm	2.89 mg/L	3.82 NTU	72.7 mV	30.50 ft	250.00 ml/min
2/7/2024 1:55 PM	10:00	5.54 pH	20.11 °C	46.32 µS/cm	3.77 mg/L	4.94 NTU	77.1 mV	30.50 ft	250.00 ml/min
2/7/2024 2:00 PM	15:00	5.52 pH	20.12 °C	45.50 µS/cm	4.09 mg/L	6.93 NTU	78.1 mV	30.50 ft	250.00 ml/min
2/7/2024 2:05 PM	20:00	5.55 pH	19.95 °C	46.27 µS/cm	4.53 mg/L	8.86 NTU	76.6 mV	30.50 ft	250.00 ml/min
2/7/2024 2:10 PM	25:00	5.60 pH	19.87 °C	47.89 µS/cm	4.67 mg/L	8.65 NTU	74.9 mV	30.50 ft	250.00 ml/min
2/7/2024 2:15 PM	30:00	5.63 pH	19.85 °C	49.50 µS/cm	4.54 mg/L	7.73 NTU	73.6 mV	30.50 ft	250.00 ml/min
2/7/2024 2:20 PM	35:00	5.62 pH	19.81 °C	49.38 µS/cm	4.42 mg/L	7.11 NTU	73.3 mV	30.50 ft	250.00 ml/min
2/7/2024 2:25 PM	40:00	5.61 pH	19.85 °C	48.44 µS/cm	4.33 mg/L	4.94 NTU	73.5 mV	30.50 ft	250.00 ml/min
2/7/2024 2:30 PM	45:00	5.61 pH	19.94 °C	47.90 µS/cm	4.39 mg/L	2.44 NTU	73.5 mV	30.50 ft	250.00 ml/min
2/7/2024 2:35 PM	50:00	5.60 pH	19.89 °C	47.46 µS/cm	4.35 mg/L	2.30 NTU	73.8 mV	30.50 ft	250.00 ml/min

Samples

Sample ID:	Description:

Low-Flow Test Report:

Test Date / Time: 2/7/2024 4:02:26 PM
Project: Plant McIntosh LF4
Operator Name: Hunter Auld

Location Name: GWC-20 **Well Diameter: 2 in** **Casing Type: PVC** **Screen Length: 10 ft** **Top of Screen: 20.13 ft** **Total Depth: 30.13 ft** **Initial Depth to Water: 23.71 ft**	**Pump Type: Peristaltic Pump** **Tubing Type: Poly** **Tubing Inner Diameter: 0.17 in** **Pump Intake From TOC: 25 ft** **Estimated Total Volume Pumped: 12.4 liter** **Flow Cell Volume: 90 ml** **Final Flow Rate: 275 ml/min** **Final Draw Down: 1 in**	**Instrument Used: Aqua TROLL 400** **Serial Number: 1080306**

Test Notes:
Sample time 1647. Clear 50s. FD-04 here.

Low-Flow Readings:

Date Time	Elapsed Time	pH	Temperature	Specific Conductivity	RDO Concentration	Turbidity	ORP	Depth to Water	Flow
		+/- 0.1	+/- 3	+/- 5 %	+/- 10 %	+/- 10	+/- 25	+/- 0.3	
2/7/2024 4:02 PM	00:00	5.18 pH	26.13 °C	0.00 µS/cm	8.37 mg/L	5.00 NTU	39.9 mV	23.71 ft	275.00 ml/min
2/7/2024 4:07 PM	05:00	4.97 pH	20.31 °C	39.00 µS/cm	4.56 mg/L	18.30 NTU	121.5 mV	23.80 ft	275.00 ml/min
2/7/2024 4:12 PM	10:00	4.93 pH	20.20 °C	38.99 µS/cm	4.62 mg/L	17.70 NTU	107.1 mV	23.80 ft	275.00 ml/min
2/7/2024 4:17 PM	15:00	4.99 pH	20.03 °C	39.02 µS/cm	4.57 mg/L	10.20 NTU	102.2 mV	23.80 ft	275.00 ml/min
2/7/2024 4:22 PM	20:00	5.00 pH	19.94 °C	38.78 µS/cm	4.47 mg/L	4.60 NTU	98.2 mV	23.80 ft	275.00 ml/min
2/7/2024 4:27 PM	25:00	5.01 pH	19.90 °C	38.75 µS/cm	4.49 mg/L	2.20 NTU	97.4 mV	23.80 ft	275.00 ml/min
2/7/2024 4:32 PM	30:00	5.00 pH	19.80 °C	38.91 µS/cm	4.42 mg/L	1.30 NTU	97.0 mV	23.80 ft	275.00 ml/min
2/7/2024 4:37 PM	35:00	4.99 pH	19.81 °C	38.54 µS/cm	4.41 mg/L	0.80 NTU	96.6 mV	23.80 ft	275.00 ml/min
2/7/2024 4:42 PM	40:00	5.01 pH	19.73 °C	38.59 µS/cm	4.61 mg/L	0.60 NTU	95.9 mV	23.80 ft	275.00 ml/min
2/7/2024 4:47 PM	45:00	4.99 pH	19.75 °C	39.01 µS/cm	4.39 mg/L	0.80 NTU	96.0 mV	23.80 ft	275.00 ml/min

Samples

Sample ID:	Description:

Low-Flow Test Report:

Test Date / Time: 2/7/2024 3:10:40 PM
Project: Plant McIntosh LF4
Operator Name: A. Schnittker

Location Name: GWC-21 **Well Diameter: 2 in** **Casing Type: PVC** **Screen Length: 10 ft** **Top of Screen: 17.16 ft** **Total Depth: 27.16 ft** **Initial Depth to Water: 21.87 ft**	**Pump Type: Peristaltic Pump** **Tubing Type: Poly** **Tubing Inner Diameter: 0.17 in** **Pump Intake From TOC: 24 ft** **Estimated Total Volume Pumped: 9.9 liter** **Flow Cell Volume: 90 ml** **Final Flow Rate: 220 ml/min** **Final Draw Down: 15 in**	**Instrument Used: Aqua TROLL 400** **Serial Number: 1080307**

Test Notes:
Sample time 1555. Sunny 50s. EB-08 here at 1500.

Low-Flow Readings:

Date Time	Elapsed Time	pH	Temperature	Specific Conductivity	RDO Concentration	Turbidity	ORP	Depth to Water	Flow
		+/- 0.1	+/- 3	+/- 5 %	+/- 10 %	+/- 10	+/- 25	+/- 0.3	
2/7/2024 3:10 PM	00:00	4.86 pH	19.62 °C	28.67 µS/cm	4.54 mg/L	22.90 NTU	142.2 mV	21.87 ft	220.00 ml/min
2/7/2024 3:15 PM	05:00	4.83 pH	20.09 °C	28.77 µS/cm	4.33 mg/L	20.90 NTU	100.4 mV	22.70 ft	220.00 ml/min
2/7/2024 3:20 PM	10:00	4.80 pH	20.06 °C	28.76 µS/cm	4.33 mg/L	16.80 NTU	93.7 mV	23.10 ft	220.00 ml/min
2/7/2024 3:25 PM	15:00	4.79 pH	19.91 °C	28.56 µS/cm	4.59 mg/L	12.70 NTU	93.1 mV	23.10 ft	220.00 ml/min
2/7/2024 3:30 PM	20:00	4.77 pH	20.03 °C	28.39 µS/cm	4.55 mg/L	9.50 NTU	93.3 mV	23.10 ft	220.00 ml/min
2/7/2024 3:35 PM	25:00	4.77 pH	20.07 °C	28.25 µS/cm	4.42 mg/L	8.00 NTU	94.6 mV	23.10 ft	220.00 ml/min
2/7/2024 3:40 PM	30:00	4.76 pH	20.03 °C	28.33 µS/cm	4.33 mg/L	6.20 NTU	95.1 mV	23.10 ft	220.00 ml/min
2/7/2024 3:45 PM	35:00	4.75 pH	20.04 °C	28.73 µS/cm	4.26 mg/L	4.86 NTU	95.3 mV	23.10 ft	220.00 ml/min
2/7/2024 3:50 PM	40:00	4.77 pH	20.03 °C	28.59 µS/cm	4.19 mg/L	2.34 NTU	94.0 mV	23.10 ft	220.00 ml/min
2/7/2024 3:55 PM	45:00	4.77 pH	20.12 °C	28.65 µS/cm	4.13 mg/L	1.17 NTU	94.5 mV	23.10 ft	220.00 ml/min

Samples

Sample ID:	Description:

Low-Flow Test Report:

Test Date / Time: 2/7/2024 2:02:36 PM
Project: Plant McIntosh LF4
Operator Name: Hunter Auld

Location Name: GWC-23 **Well Diameter: 2 in** **Casing Type: PVC** **Screen Length: 10 ft** **Top of Screen: 23.7 ft** **Total Depth: 33.7 ft** **Initial Depth to Water: 29.77 ft**	**Pump Type: Portable Bladder Pump** **Tubing Type: Poly** **Tubing Inner Diameter: 0.17 in** **Pump Intake From TOC: 31.5 ft** **Estimated Total Volume Pumped: 8.3 liter** **Flow Cell Volume: 90 ml** **Final Flow Rate: 75 ml/min** **Final Draw Down: 11.16 in**	**Instrument Used: Aqua TROLL 400** **Serial Number: 1080306**

Test Notes:
Sample time 1522. Clear, 50s.

Low-Flow Readings:

Date Time	Elapsed Time	pH	Temperature	Specific Conductivity	RDO Concentration	Turbidity	ORP	Depth to Water	Flow
		+/- 0.1	+/- 3	+/- 5 %	+/- 10 %	+/- 10	+/- 25	+/- 0.3	
2/7/2024 2:02 PM	00:00	6.44 pH	39.46 °C	0.00 µS/cm	7.46 mg/L	5.00 NTU	155.9 mV	29.77 ft	110.00 ml/min
2/7/2024 2:07 PM	05:00	5.37 pH	22.63 °C	41.23 µS/cm	5.87 mg/L	137.00 NTU	117.9 mV	30.15 ft	110.00 ml/min
2/7/2024 2:12 PM	10:00	5.27 pH	22.12 °C	36.02 µS/cm	6.46 mg/L	55.00 NTU	125.0 mV	30.30 ft	110.00 ml/min
2/7/2024 2:17 PM	15:00	5.16 pH	21.99 °C	33.08 µS/cm	6.29 mg/L	37.00 NTU	127.2 mV	30.40 ft	110.00 ml/min
2/7/2024 2:22 PM	20:00	5.13 pH	21.91 °C	32.53 µS/cm	5.99 mg/L	24.40 NTU	131.2 mV	30.50 ft	110.00 ml/min
2/7/2024 2:27 PM	25:00	5.12 pH	21.86 °C	32.78 µS/cm	5.86 mg/L	17.20 NTU	128.1 mV	30.60 ft	110.00 ml/min
2/7/2024 2:32 PM	30:00	5.12 pH	22.01 °C	33.08 µS/cm	5.68 mg/L	16.00 NTU	192.0 mV	30.70 ft	110.00 ml/min
2/7/2024 2:37 PM	35:00	5.15 pH	22.04 °C	33.47 µS/cm	5.48 mg/L	17.00 NTU	121.0 mV	30.70 ft	110.00 ml/min
2/7/2024 2:42 PM	40:00	5.15 pH	22.11 °C	33.24 µS/cm	5.52 mg/L	9.90 NTU	115.0 mV	30.70 ft	110.00 ml/min
2/7/2024 2:47 PM	45:00	5.16 pH	22.02 °C	33.14 µS/cm	5.56 mg/L	7.70 NTU	113.0 mV	30.70 ft	110.00 ml/min
2/7/2024 2:52 PM	50:00	5.17 pH	22.08 °C	33.12 µS/cm	5.57 mg/L	6.80 NTU	105.1 mV	30.70 ft	110.00 ml/min
2/7/2024 2:57 PM	55:00	5.18 pH	22.07 °C	33.28 µS/cm	5.59 mg/L	11.40 NTU	108.7 mV	30.70 ft	110.00 ml/min
2/7/2024 3:02 PM	01:00:00	5.20 pH	22.15 °C	33.65 µS/cm	5.56 mg/L	15.20 NTU	105.6 mV	30.70 ft	110.00 ml/min
2/7/2024 3:07 PM	01:05:00	5.20 pH	22.30 °C	33.95 µS/cm	5.53 mg/L	17.40 NTU	104.0 mV	30.70 ft	75.00 ml/min
2/7/2024 3:12 PM	01:10:00	5.20 pH	22.11 °C	33.71 µS/cm	5.74 mg/L	7.90 NTU	102.3 mV	30.70 ft	75.00 ml/min

2/7/2024 3:17 PM	01:15:00	5.22 pH	22.08 °C	33.67 µS/cm	5.92 mg/L	4.80 NTU	102.0 mV	30.70 ft	75.00 ml/min
2/7/2024 3:22 PM	01:20:00	5.22 pH	21.90 °C	33.70 µS/cm	6.09 mg/L	3.80 NTU	101.6 mV	30.70 ft	75.00 ml/min

Samples

Sample ID:	Description:

Created using VuSitu from In-Situ, Inc.

Field Instrumentation Calibration Form

ATLANTIC COAST CONSULTING, INC.

Site Name: Plant McIntosh

Date: 2-6-24

Calibrated By: H. Auld

Field Conditions: Clear, 40s

Instrument	Manufactuer/ Model	Serial Number
Water Quality Meter	AquaTroll 400	1080306
Turbidity Meter	HACH 2100Q	23060D000290

Calibration Standard Information				
Parameter	Standard	Lot #	Date of Expiration	Brand
D.O. (%)	N/A	—	—	—
pH (SU)	4.00	24005593	11/24	Air
pH (SU)	7.00	24003597	11/24	↓
pH (SU)	10.00	24004996	11/24	↓
Specific Conductance (µS/cm)	1,413	36J0727	10/24	Pine
ORP (mV)	240.0	36L0404	10/24	Pine

	Standard	Lot #	Date of Expiration	Brand
Turbidity (NTU)	0	—	—	—
	10	A3179	10/24	Pine
	20	A3187	10/24	↓
	100	A3186	10/24	↓

Calibration

Time Start: 1015 Time Finish: 1045

Parameter	Standard	Calibration Value	Calibration Solution Temperature (°C)	Acceptance Criteria	Reference
D.O. (%)	N/A	104%	12.5	± 10%	EPA 2023
pH (SU)	4.00	4.00	13.85	± 0.1	GWMP
pH (SU)	7.00	7.00	13.75	± 0.1	GWMP
pH (SU)	10.00	10.11	13.80	± 0.1	GWMP
Specific Conductance (µS/cm)	1,413	1408	13.8	± 10% of standard	NA
ORP (mV)	240.0	232	13.1	± 10	EPA 2023

	Standard	Calibration Value	Acceptance Criteria	Reference
Turbidity (NTU)	0	0.2	± 10% of standard	EPA 2023
	10	9.8		
	20	20.1		
	100	102		

Calibration Check

Time Start 1415 Time Finish 1420

Parameter	Standard	Calibration Value	Calibration Solution Temperature (°C)	Acceptance Criteria	Reference
pH (SU)	4.00	4.04	19.8	± 0.1	GWMP
pH (SU)	7.00	7.01	19.1	± 0.1	GWMP
pH (SU)	10.00	10.09	19.2	± 0.1	GWMP
Specific Conductance (µS/cm)	1,413	1382	20.8	± 10% of standard	EPA 2023

	Standard	Calibration Value	Acceptance Criteria	Reference
Turbidity (NTU)	0	0.2	± 10% of standard	EPA 2023
	10	10.8		
	20	19.7		
	100	100		

Field Instrumentation Calibration Form

ATLANTIC COAST CONSULTING, INC.

Site Name: Plant McIntosh LF4 Date: 2-7-24

Calibrated By: H Auld Field Conditions: Clear, 30s

Instrument	Manufactuer/ Model	Serial Number
Water Quality Meter	AquaTroll 400	1080306
Turbidity Meter	HACH 2100Q	23060D000290

Calibration Standard Information

Parameter	Standard	Lot #	Date of Expiration	Brand
D.O. (%)	N/A	—	—	—
pH (SU)	4.00	24005593	11/24	Atr
pH (SU)	7.00	24003597	11/24	↓
pH (SU)	10.00	24004996	11/24	↓
Specific Conductance (µS/cm)	1,413	36J0724	10/24	Pine
ORP (mV)	240.0	36L0404	10/24	Pine

	Standard	Lot #	Date of Expiration	Brand
Turbidity (NTU)	0			
	10	A3179	10/24	Pine
	20	A3187	10/24	↓
	100	A3186	10/24	↓

Calibration

Time Start: 0815 Time Finish: 0845

Parameter	Standard	Calibration Value	Calibration Solution Temperature (°C)	Acceptance Criteria	Reference
D.O. (%)	N/A	95%	7.21	± 10%	EPA 2023
pH (SU)	4.00	4.00	7.9	± 0.1	GWMP
pH (SU)	7.00	7.06	9.7	± 0.1	GWMP
pH (SU)	10.00	10.14	10.1	± 0.1	GWMP
Specific Conductance (µS/cm)	1,413	1400	7.5	± 10% of standard	NA
ORP (mV)	240.0	249	8.1	± 10	EPA 2023

	Standard	Calibration Value	Acceptance Criteria	Reference
Turbidity (NTU)	0	0.2	± 10% of standard	EPA 2023
	10	10.1		
	20	20.3		
	100	99		

Calibration Check

Time Start 1530 Time Finish 1540

Parameter	Standard	Calibration Value	Calibration Solution Temperature (°C)	Acceptance Criteria	Reference
pH (SU)	4.00	4.10	18.2	± 0.1	GWMP
pH (SU)	7.00	7.06	18.1	± 0.1	GWMP
pH (SU)	10.00	9.98	17.9	± 0.1	GWMP
Specific Conductance (µS/cm)	1,413	1400	18.5	± 10% of standard	EPA 2023

	Standard	Calibration Value	Acceptance Criteria	Reference
Turbidity (NTU)	0	0.2	± 10% of standard	EPA 2023
	10	10.3		
	20	19.6		
	100	100		

Field Instrumentation Calibration Form

ATLANTIC COAST CONSULTING, INC.

Site Name: Plant McIntosh LF4 Date: 2/6/24

Calibrated By: A Schnitker Field Conditions: Sunny, 40s

Instrument	Manufactuer/ Model	Serial Number
Water Quality Meter	Aqua Troll 400	1080307
Turbidity Meter	Hach 2100 Q	2306D000334

Calibration Standard Information				
Parameter	Standard	Lot #	Date of Expiration	Brand
D.O. (%)	N/A	NA	NA	Fresh DI Water
pH (SU)	4.00	36C916	03/25	PINE
pH (SU)	7.00	36D124	04/25	PINE
pH (SU)	10.00	26K553	11/24	PINE
Specific Conductance (µS/cm)	1,413	36D360	04/24	PINE
ORP (mV)	240.0	36H0038	05/24	PINE

	Standard	Lot #	Date of Expiration	Brand
Turbidity (NTU)	0	NA	NA	Fresh DI Water
	10	A3242	11/24	HACH
	20	A3187	10/24	HACH
	100	A3186	10/24	HACH

Calibration					
Time Start: 0840		Time Finish: 0900			
Parameter	Standard	Calibration Value	Calibration Solution Temperature (°C)	Acceptance Criteria	Reference
D.O. (%)	N/A	95.95	8.75	± 10%	EPA 2023
pH (SU)	4.00	4.08	9.52	± 0.1	GWMP
pH (SU)	7.00	7.06	10.16	± 0.1	GWMP
pH (SU)	10.00	10.14	10.04	± 0.1	GWMP
Specific Conductance (µS/cm)	~~1,413~~ 1285	1272.5	10.02	± 10% of standard	NA
ORP (mV)	~~240.0~~ 248.6	248.3	10.16	± 10	EPA 2023

	Standard	Calibration Value	Acceptance Criteria	Reference
Turbidity (NTU)	0	0.23	± 10% of standard	EPA 2023
	10	10.6		
	20	20.2		
	100	~~108~~ 107		

Calibration Check					
Time Start 1225		Time Finish 1240			
Parameter	Standard	Calibration Value	Calibration Solution Temperature (°C)	Acceptance Criteria	Reference
pH (SU)	4.00	4.07	16.38	± 0.1	GWMP
pH (SU)	7.00	7.04	14.58	± 0.1	GWMP
pH (SU)	10.00	10.01	15.24	± 0.1	GWMP
Specific Conductance (µS/cm)	~~1,413~~ 1284	1237.7	13.75	± 10% of standard	EPA 2023

	Standard	Calibration Value	Acceptance Criteria	Reference
Turbidity (NTU)	0	0.14	± 10% of standard	EPA 2023
	10	10.55		
	20	19.6		
	100	99.2		

Notes:

Field Instrumentation Calibration Form

ATLANTIC COAST CONSULTING, INC.

Site Name: McIntosh LF4 Date: 2/7/24

Calibrated By: A Schnitker Field Conditions: Sunny 30s

Instrument	Manufactuer/ Model	Serial Number
Water Quality Meter	AquaTroll	1080307
Turbidity Meter	Hach 2100Q	23060D100334

Calibration Standard Information				
Parameter	Standard	Lot #	Date of Expiration	Brand
D.O. (%)	N/A	NA	NA	Fresh DI Water
pH (SU)	4.00	36C916	03/25	PINE
pH (SU)	7.00	36D124	04/25	PINE
pH (SU)	10.00	26K553	11/24	PINE
Specific Conductance (µS/cm)	1,413	36D360	04/24	PINE
ORP (mV)	240.0	36H0038	05/24	PINE

	Standard	Lot #	Date of Expiration	Brand
Turbidity (NTU)	0	NA	NA	Fresh DI Water
	10	A3242	11/24	HACH
	20	A3187	10/24	HACH
	100	A3186	10/24	HACH

Calibration					
Time Start: 0830		Time Finish: 0855			
Parameter	Standard	Calibration Value	Calibration Solution Temperature (°C)	Acceptance Criteria	Reference
D.O. (%)	N/A	103.34	11.58	± 10%	EPA 2023
pH (SU)	4.00	4.00	8.76	± 0.1	GWMP
pH (SU)	7.00	7.06	8.03	± 0.1	GWMP
pH (SU)	10.00	10.14	8.20	± 0.1	GWMP
Specific Conductance (µS/cm)	~~1,413~~ 1284	1278.5	8.87	± 10% of standard	NA
ORP (mV)	~~240.0~~ 248	247.4	10.42	± 10	EPA 2023

	Standard	Calibration Value	Acceptance Criteria	Reference
Turbidity (NTU)	0	0.17	± 10% of standard	EPA 2023
	10	10.6		
	20	20.3		
	100	101		

Calibration Check					
Time Start 1325		Time Finish 1340			
Parameter	Standard	Calibration Value	Calibration Solution Temperature (°C)	Acceptance Criteria	Reference
pH (SU)	4.00	4.07	14.34	± 0.1	GWMP
pH (SU)	7.00	7.01	13.97	± 0.1	GWMP
pH (SU)	10.00	10.03	14.14	± 0.1	GWMP
Specific Conductance (µS/cm)	~~1413~~ 1284	1341.7	14.23	± 10% of standard	EPA 2023

	Standard	Calibration Value	Acceptance Criteria	Reference
Turbidity (NTU)	0	0.20	± 10% of standard	EPA 2023
	10	10.3		
	20	20.1		
	100	98.3		

Notes:

Field Instrumentation Calibration Form

ATLANTIC COAST CONSULTING, INC.

Site Name: McIntosh LF4 Date: 2/8/24

Calibrated By: A Schnitker Field Conditions: Sunny 40s

Instrument	Manufactuer/ Model	Serial Number
Water Quality Meter	AquaTroll 400	1080307
Turbidity Meter	Hach2100Q	23060D000334

Calibration Standard Information				
Parameter	Standard	Lot #	Date of Expiration	Brand
D.O. (%)	N/A	NA	NA	Fresh DI Water
pH (SU)	4.00	36C916	03/25	PINE
pH (SU)	7.00	36D1214	04/25	PINE
pH (SU)	10.00	26K553	11/24	PINE
Specific Conductance (µS/cm)	1,413	36D360	04/24	PINE
ORP (mV)	240.0	36H0038	05/24	PINE

	Standard	Lot #	Date of Expiration	Brand
Turbidity (NTU)	0	NA	NA	Fresh DI Water
	10	A3242	11/24	HACH
	20	A3187	10/24	HACH
	100	A3186	10/24	HACH

Calibration					
Time Start: 0910		Time Finish: 0930			
Parameter	Standard	Calibration Value	Calibration Solution Temperature (°C)	Acceptance Criteria	Reference
D.O. (%)	N/A	99.07	6.94	± 10%	EPA 2023
pH (SU)	4.00	4.00	7.22	± 0.1	GWMP
pH (SU)	7.00	7.06	7.31	± 0.1	GWMP
pH (SU)	10.00	10.14	7.36	± 0.1	GWMP
Specific Conductance (µS/cm)	~~1,413~~ 1284	1284.2	7.33	± 10% of standard	NA
ORP (mV)	~~240.0~~ 262.1	251.9	7.41	± 10	EPA 2023

	Standard	Calibration Value	Acceptance Criteria	Reference
Turbidity (NTU)	0	0.41	± 10% of standard	EPA 2023
	10	10.5		
	20	20.5		
	100	100		

Calibration Check					
Time Start NA		Time Finish NA			
Parameter	Standard	Calibration Value	Calibration Solution Temperature (°C)	Acceptance Criteria	Reference
pH (SU)	4.00	NA	NA	± 0.1	GWMP
pH (SU)	7.00	↓	↓	± 0.1	GWMP
pH (SU)	10.00			± 0.1	GWMP
Specific Conductance (µS/cm)	1,413	↓	↓	± 10% of standard	EPA 2023

	Standard	Calibration Value	Acceptance Criteria	Reference
Turbidity (NTU)	0	NA	± 10% of standard	EPA 2023
	10	↓		
	20			
	100	↓		

Notes:

Well Inspection

Site Name: Plant Mcintosh LF4

Date: 2/5/2024

Permit Number: 051-010D(CCR)

Field Conditions: 56 °F

Well ID:	Location/Identification			
	Visible and accessible	Properly identified with correct well ID	Located in high traffic area; does the well require protection from traffic	Acceptable drainage around well (no standing water, not located in obvious drainage flow path)
GWC-1	Yes	Yes	No	Yes
GWA-2	Yes	Yes	No	Yes
GWA-3	Yes	Yes	No	Yes
GWA-4A	Yes	Yes	No	Yes
GWA-5	Yes	Yes	No	Yes
GWC-9	Yes	Yes	No	Yes
GWC-10	Yes	Yes	No	Yes
GWC-11	Yes	Yes	No	Yes
GWC-12	Yes	Yes	No	Yes
GWA-13	Yes	Yes	No	Yes
GWA-14	Yes	Yes	No	Yes
GWA-15	Yes	Yes	No	Yes
GWA-16	Yes	Yes	No	Yes
GWC-17	Yes	Yes	No	Yes
GWC-18	Yes	Yes	No	Yes
GWC-19	Yes	Yes	No	Yes
GWC-20	Yes	Yes	No	Yes
GWC-21	Yes	Yes	No	Yes
PZ-22	Yes	Yes	No	Yes
GWC-23	Yes	Yes	No	Yes

Well Inspection

Site Name: Plant Mcintosh LF4

Date: 2/5/2024

Permit Number: 051-010D(CCR)

Field Conditions: 56 °F

Well ID:	Protective Casing				
	Free from apparent damage and able to be secured	No degradation or deterioration	Functioning weep hole	Annular space clear of debris and water, or filled with pea gravel/sand	Locked and is the lock in good condition
GWC-1	Yes	Yes	Yes	Yes	Yes
GWA-2	Yes	Yes	Yes	Yes	Yes
GWA-3	Yes	Yes	Yes	Yes	Yes
GWA-4A	Yes	Yes	Yes	Yes	Yes
GWA-5	Yes	Yes	Yes	Yes	Yes
GWC-9	Yes	Yes	Yes	Yes	Yes
GWC-10	Yes	Yes	Yes	Yes	Yes
GWC-11	Yes	Yes	Yes	Yes	Yes
GWC-12	Yes	Yes	Yes	Yes	Yes
GWA-13	Yes	Yes	Yes	Yes	Yes
GWA-14	Yes	Yes	Yes	Yes	Yes
GWA-15	Yes	Yes	Yes	Yes	Yes
GWA-16	Yes	Yes	Yes	Yes	Yes
GWC-17	Yes	Yes	Yes	Yes	Yes
GWC-18	Yes	Yes	Yes	Yes	Yes
GWC-19	Yes	Yes	Yes	Yes	Yes
GWC-20	Yes	Yes	Yes	Yes	Yes
GWC-21	Yes	Yes	Yes	Yes	Yes
PZ-22	Yes	Yes	Yes	Yes	Yes
GWC-23	Yes	Yes	Yes	Yes	Yes

Well Inspection

Site Name: Plant Mcintosh LF4 Date: 2/5/2024

Permit Number: 051-010D(CCR) Field Conditions: 56 °F

Well ID:	Surface Pad			Internal Casing		
	Good condition (not cracked/ broken)	Sloped away from the protective casing	In complete contact with the ground surface and stable	Cap prevents entry of foreign material into the well	Free of kinks/bends, or any obstructions from foreign objects (such as bailers)	Properly vented for equilibration of air pressure
GWC-1	Yes	Yes	Yes	Yes	Yes	Yes
GWA-2	Yes	Yes	Yes	Yes	Yes	Yes
GWA-3	Yes	Yes	Yes	Yes	Yes	Yes
GWA-4A	Yes	Yes	Yes	Yes	Yes	Yes
GWA-5	Yes	Yes	Yes	Yes	Yes	Yes
GWC-9	Yes	Yes	Yes	Yes	Yes	Yes
GWC-10	Yes	Yes	Yes	Yes	Yes	Yes
GWC-11	Yes	Yes	Yes	Yes	Yes	Yes
GWC-12	Yes	Yes	Yes	Yes	Yes	Yes
GWA-13	Yes	Yes	Yes	Yes	Yes	Yes
GWA-14	Yes	Yes	Yes	Yes	Yes	Yes
GWA-15	Yes	Yes	Yes	Yes	Yes	Yes
GWA-16	Yes	Yes	Yes	Yes	Yes	Yes
GWC-17	Yes	Yes	Yes	Yes	Yes	Yes
GWC-18	Yes	Yes	Yes	Yes	Yes	Yes
GWC-19	Yes	Yes	Yes	Yes	Yes	Yes
GWC-20	Yes	Yes	Yes	Yes	Yes	Yes
GWC-21	Yes	Yes	Yes	Yes	Yes	Yes
PZ-22	Yes	Yes	Yes	Yes	Yes	Yes
GWC-23	Yes	Yes	Yes	Yes	Yes	Yes

Well Inspection

Site Name: Plant Mcintosh LF4 Date: 2/5/2024

Permit Number: 051-010D(CCR) Field Conditions: 56 °F

Well ID:	Corrective actions as needed, by date:
GWC-1	
GWA-2	
GWA-3	
GWA-4A	Installed new Well ID sign.
GWA-5	Installed new Well ID sign.
GWC-9	
GWC-10	
GWC-11	
GWC-12	
GWA-13	
GWA-14	
GWA-15	
GWA-16	
GWC-17	
GWC-18	
GWC-19	Repaired locking tab.
GWC-20	
GWC-21	
PZ-22	Installed new Well ID sign.
GWC-23	

APPENDIX A

Laboratory Analytical and Field Sampling Reports
August 2024 Monitoring Event

eurofins | Environment Testing

ANALYTICAL REPORT

PREPARED FOR

Attn: Lauren Hartley
Southern Company
241 Ralph McGill Blvd SE
B10185
Atlanta, Georgia 30308

Generated 8/29/2024 4:44:02 PM

JOB DESCRIPTION

Plant McIntosh Landfill 4

JOB NUMBER

680-254593-1

Eurofins Savannah
5102 LaRoche Avenue
Savannah GA 31404

See page two for job notes and contact information.

my EOL

Job Notes

This report may not be reproduced except in full, and with written approval from the laboratory. The results relate only to the samples tested. For questions please contact the Project Manager at the e-mail address or telephone number listed on this page.

The test results in this report relate only to the samples as received by the laboratory and will meet all requirements of the methodology, with any exceptions noted. This report shall not be reproduced except in full, without the express written approval of the laboratory. All questions should be directed to the Eurofins Environment Testing Southeast, LLC Project Manager.

Authorization



Generated
8/29/2024 4:44:02 PM

Authorized for release by
David Fuller, Project Manager
David.Fuller@et.eurofinsus.com
(770)344-8986

Definitions/Glossary

Client: Southern Company
Job ID: 680-254593-1
Project/Site: Plant McIntosh Landfill 4

Qualifiers

HPLC/IC

Qualifier	Qualifier Description
F1	MS and/or MSD recovery exceeds control limits.
F2	MS/MSD RPD exceeds control limits
J	Result is less than the RL but greater than or equal to the MDL and the concentration is an approximate value.

Metals

Qualifier	Qualifier Description
4	MS, MSD: The analyte present in the original sample is greater than 4 times the matrix spike concentration; therefore, control limits are not applicable.
J	Result is less than the RL but greater than or equal to the MDL and the concentration is an approximate value.

Glossary

Abbreviation	These commonly used abbreviations may or may not be present in this report.
¤	Listed under the "D" column to designate that the result is reported on a dry weight basis
%R	Percent Recovery
CFL	Contains Free Liquid
CFU	Colony Forming Unit
CNF	Contains No Free Liquid
DER	Duplicate Error Ratio (normalized absolute difference)
Dil Fac	Dilution Factor
DL	Detection Limit (DoD/DOE)
DL, RA, RE, IN	Indicates a Dilution, Re-analysis, Re-extraction, or additional Initial metals/anion analysis of the sample
DLC	Decision Level Concentration (Radiochemistry)
EDL	Estimated Detection Limit (Dioxin)
LOD	Limit of Detection (DoD/DOE)
LOQ	Limit of Quantitation (DoD/DOE)
MCL	EPA recommended "Maximum Contaminant Level"
MDA	Minimum Detectable Activity (Radiochemistry)
MDC	Minimum Detectable Concentration (Radiochemistry)
MDL	Method Detection Limit
ML	Minimum Level (Dioxin)
MPN	Most Probable Number
MQL	Method Quantitation Limit
NC	Not Calculated
ND	Not Detected at the reporting limit (or MDL or EDL if shown)
NEG	Negative / Absent
POS	Positive / Present
PQL	Practical Quantitation Limit
PRES	Presumptive
QC	Quality Control
RER	Relative Error Ratio (Radiochemistry)
RL	Reporting Limit or Requested Limit (Radiochemistry)
RPD	Relative Percent Difference, a measure of the relative difference between two points
TEF	Toxicity Equivalent Factor (Dioxin)
TEQ	Toxicity Equivalent Quotient (Dioxin)
TNTC	Too Numerous To Count

Sample Summary

Client: Southern Company
Project/Site: Plant McIntosh Landfill 4

Job ID: 680-254593-1

Lab Sample ID	Client Sample ID	Matrix	Collected	Received
680-254593-1	MCI-GWA-4A	Water	08/13/24 10:00	08/14/24 08:15
680-254593-2	MCI-GWA-16	Water	08/13/24 11:15	08/14/24 08:15
680-254593-3	MCI-GWA-15	Water	08/13/24 13:05	08/14/24 08:15
680-254593-4	MCI-GWA-14	Water	08/13/24 14:00	08/14/24 08:15
680-254593-5	MCI-GWA-13	Water	08/13/24 15:05	08/14/24 08:15
680-254593-6	MCI-GWC-17	Water	08/13/24 16:10	08/14/24 08:15
680-254593-7	MCI-GWA-3	Water	08/13/24 13:26	08/14/24 08:15
680-254593-9	MCI-LF4-GWA-5	Water	08/13/24 11:25	08/14/24 08:15
680-254676-1	MCI-GWC-18	Water	08/14/24 11:25	08/15/24 08:37
680-254676-2	MCI-LF4-EB-07	Water	08/14/24 08:50	08/15/24 08:37
680-254676-3	MCI-LF4-FB-05	Water	08/14/24 13:10	08/15/24 08:37
680-254676-4	MCI-GWC-19	Water	08/14/24 13:50	08/15/24 08:37
680-254676-5	MCI-GWC-11	Water	08/14/24 15:35	08/15/24 08:37
680-254676-6	MCI-LF4-EB-08	Water	08/14/24 16:00	08/15/24 08:37
680-254676-7	MCI-GWC-12	Water	08/14/24 15:41	08/15/24 08:37
680-254676-8	MCI-LF4-GWC-1	Water	08/14/24 15:00	08/15/24 08:37
680-254676-9	MCI-LF4-FB-06	Water	08/14/24 15:15	08/15/24 08:37
680-254676-10	MCI-LF4-FD-03	Water	08/14/24 00:00	08/15/24 08:37
680-254676-11	MCI-LF4-FD-04	Water	08/14/24 00:00	08/15/24 08:37
680-254676-12	MCI-GWC-9	Water	08/14/24 10:13	08/15/24 08:37
680-254676-13	MCI-GWC-10	Water	08/14/24 11:45	08/15/24 08:37
680-254676-14	MCI-GWC-20	Water	08/14/24 16:14	08/15/24 08:37
680-254676-15	MCI-GWC-21	Water	08/14/24 14:50	08/15/24 08:37
680-254676-16	MCI-GWC-23	Water	08/14/24 13:23	08/15/24 08:37
680-254698-1	MCI-LF4-GWA-2	Water	08/15/24 10:04	08/15/24 11:47

Job ID: 680-254593-1 — Eurofins Savannah

Job Narrative
680-254593-1

Analytical test results meet all requirements of the associated regulatory program listed on the Accreditation/Certification Summary Page unless otherwise noted under the individual analysis. Data qualifiers and/or narrative comments are included to explain any exceptions, if applicable.

- Matrix QC may not be reported if insufficient sample is provided or site-specific QC samples were not submitted. In these situations, to demonstrate precision and accuracy at a batch level, a LCS/LCSD may be performed, unless otherwise specified in the method.
- Surrogate and/or isotope dilution analyte recoveries (if applicable) which are outside of the QC window are confirmed unless attributed to a dilution or otherwise noted in the narrative.

Receipt
The samples were received on 8/14/2024 8:15 AM, 8/15/2024 8:37 AM and 8/15/2024 11:47 AM. Unless otherwise noted below, the samples arrived in good condition, and, where required, properly preserved and on ice. The temperatures of the 4 coolers at receipt time were 0.8°C, 1.3°C, 1.6°C and 2.1°C.

HPLC/IC
No additional analytical or quality issues were noted, other than those described above or in the Definitions/ Glossary page.

Metals
No additional analytical or quality issues were noted, other than those described above or in the Definitions/ Glossary page.

General Chemistry
No additional analytical or quality issues were noted, other than those described above or in the Definitions/ Glossary page.

Client Sample ID: MCI-GWA-4A

Lab Sample ID: 680-254593-1

Date Collected: 08/13/24 10:00

Matrix: Water

Date Received: 08/14/24 08:15

Method: MCAWW 300.0-1993 R2.1 - Anions, Ion Chromatography

Analyte	Result	Qualifier	RL	MDL	Unit	D	Prepared	Analyzed	Dil Fac
Chloride	**3.7**		1.0	0.20	mg/L			08/27/24 16:24	1
Fluoride	<0.040		0.10	0.040	mg/L			08/27/24 16:24	1
Sulfate	**3.7**		1.0	0.40	mg/L			08/27/24 16:24	1

Method: SW846 6020B - Metals (ICP/MS) - Total Recoverable

Analyte	Result	Qualifier	RL	MDL	Unit	D	Prepared	Analyzed	Dil Fac
Antimony	<0.00034		0.0020	0.00034	mg/L		08/14/24 10:53	08/15/24 16:32	1
Arsenic	<0.00086		0.0010	0.00086	mg/L		08/14/24 10:53	08/15/24 16:32	1
Barium	**0.016**		0.010	0.00089	mg/L		08/14/24 10:53	08/15/24 16:32	1
Beryllium	<0.00020		0.0025	0.00020	mg/L		08/14/24 10:53	08/15/24 16:32	1
Boron	**0.024**	**J**	0.080	0.022	mg/L		08/14/24 10:53	08/15/24 16:32	1
Cadmium	<0.000078		0.0025	0.000078	mg/L		08/14/24 10:53	08/15/24 16:32	1
Calcium	**0.45**	**J**	0.50	0.14	mg/L		08/14/24 10:53	08/15/24 16:32	1
Chromium	<0.0012		0.0020	0.0012	mg/L		08/14/24 10:53	08/15/24 16:32	1
Cobalt	**0.0011**	**J**	0.0025	0.00022	mg/L		08/14/24 10:53	08/15/24 16:32	1
Copper	<0.0011		0.0020	0.0011	mg/L		08/14/24 10:53	08/15/24 16:32	1
Lead	<0.00021		0.0010	0.00021	mg/L		08/14/24 10:53	08/15/24 16:32	1
Nickel	**0.00076**	**J**	0.0010	0.00042	mg/L		08/14/24 10:53	08/15/24 16:32	1
Selenium	<0.00099		0.0050	0.00099	mg/L		08/14/24 10:53	08/15/24 16:32	1
Silver	<0.00039		0.0010	0.00039	mg/L		08/14/24 10:53	08/15/24 16:32	1
Thallium	<0.00026		0.0010	0.00026	mg/L		08/14/24 10:53	08/15/24 16:32	1
Vanadium	<0.00063		0.0020	0.00063	mg/L		08/14/24 10:53	08/15/24 16:32	1
Zinc	**0.0031**	**J**	0.0050	0.0028	mg/L		08/14/24 10:53	08/15/24 16:32	1

General Chemistry

Analyte	Result	Qualifier	RL	MDL	Unit	D	Prepared	Analyzed	Dil Fac
Total Dissolved Solids (SM 2540C-2011)	**29**		10	10	mg/L			08/16/24 12:10	1

Client Sample ID: MCI-GWA-16

Lab Sample ID: 680-254593-2

Date Collected: 08/13/24 11:15

Matrix: Water

Date Received: 08/14/24 08:15

Method: MCAWW 300.0-1993 R2.1 - Anions, Ion Chromatography

Analyte	Result	Qualifier	RL	MDL	Unit	D	Prepared	Analyzed	Dil Fac
Chloride	**4.1**		1.0	0.20	mg/L			08/27/24 16:34	1
Fluoride	<0.040		0.10	0.040	mg/L			08/27/24 16:34	1
Sulfate	**0.71**	**J**	1.0	0.40	mg/L			08/27/24 16:34	1

Method: SW846 6020B - Metals (ICP/MS) - Total Recoverable

Analyte	Result	Qualifier	RL	MDL	Unit	D	Prepared	Analyzed	Dil Fac
Antimony	<0.00034		0.0020	0.00034	mg/L		08/14/24 10:53	08/15/24 16:35	1
Arsenic	<0.00086		0.0010	0.00086	mg/L		08/14/24 10:53	08/15/24 16:35	1
Barium	**0.028**		0.010	0.00089	mg/L		08/14/24 10:53	08/15/24 16:35	1
Beryllium	<0.00020		0.0025	0.00020	mg/L		08/14/24 10:53	08/15/24 16:35	1
Boron	<0.022		0.080	0.022	mg/L		08/14/24 10:53	08/15/24 16:35	1
Cadmium	<0.000078		0.0025	0.000078	mg/L		08/14/24 10:53	08/15/24 16:35	1
Calcium	**0.49**	**J**	0.50	0.14	mg/L		08/14/24 10:53	08/15/24 16:35	1
Chromium	**0.0018**	**J**	0.0020	0.0012	mg/L		08/14/24 10:53	08/15/24 16:35	1
Cobalt	**0.00049**	**J**	0.0025	0.00022	mg/L		08/14/24 10:53	08/15/24 16:35	1
Copper	<0.0011		0.0020	0.0011	mg/L		08/14/24 10:53	08/15/24 16:35	1

Client Sample ID: MCI-GWA-16

Lab Sample ID: 680-254593-2

Date Collected: 08/13/24 11:15

Matrix: Water

Date Received: 08/14/24 08:15

Method: SW846 6020B - Metals (ICP/MS) - Total Recoverable (Continued)

Analyte	Result	Qualifier	RL	MDL	Unit	D	Prepared	Analyzed	Dil Fac
Lead	<0.00021		0.0010	0.00021	mg/L		08/14/24 10:53	08/15/24 16:35	1
Nickel	**0.00058**	**J**	0.0010	0.00042	mg/L		08/14/24 10:53	08/15/24 16:35	1
Selenium	<0.00099		0.0050	0.00099	mg/L		08/14/24 10:53	08/15/24 16:35	1
Silver	<0.00039		0.0010	0.00039	mg/L		08/14/24 10:53	08/15/24 16:35	1
Thallium	<0.00026		0.0010	0.00026	mg/L		08/14/24 10:53	08/15/24 16:35	1
Vanadium	<0.00063		0.0020	0.00063	mg/L		08/14/24 10:53	08/15/24 16:35	1
Zinc	**0.0077**		0.0050	0.0028	mg/L		08/14/24 10:53	08/15/24 16:35	1

General Chemistry

Analyte	Result	Qualifier	RL	MDL	Unit	D	Prepared	Analyzed	Dil Fac
Total Dissolved Solids (SM 2540C-2011)	**27**		10	10	mg/L			08/16/24 12:10	1

Client Sample ID: MCI-GWA-15

Lab Sample ID: 680-254593-3

Date Collected: 08/13/24 13:05

Matrix: Water

Date Received: 08/14/24 08:15

Method: MCAWW 300.0-1993 R2.1 - Anions, Ion Chromatography

Analyte	Result	Qualifier	RL	MDL	Unit	D	Prepared	Analyzed	Dil Fac
Chloride	**3.8**	**F1 F2**	1.0	0.20	mg/L			08/27/24 17:20	1
Fluoride	<0.040	F1 F2	0.10	0.040	mg/L			08/27/24 17:20	1
Sulfate	**0.83**	**J F1 F2**	1.0	0.40	mg/L			08/27/24 17:20	1

Method: SW846 6020B - Metals (ICP/MS) - Total Recoverable

Analyte	Result	Qualifier	RL	MDL	Unit	D	Prepared	Analyzed	Dil Fac
Antimony	<0.00034		0.0020	0.00034	mg/L		08/14/24 10:53	08/15/24 16:38	1
Arsenic	<0.00086		0.0010	0.00086	mg/L		08/14/24 10:53	08/15/24 16:38	1
Barium	**0.026**		0.010	0.00089	mg/L		08/14/24 10:53	08/15/24 16:38	1
Beryllium	<0.00020		0.0025	0.00020	mg/L		08/14/24 10:53	08/15/24 16:38	1
Boron	<0.022		0.080	0.022	mg/L		08/14/24 10:53	08/15/24 16:38	1
Cadmium	<0.000078		0.0025	0.000078	mg/L		08/14/24 10:53	08/15/24 16:38	1
Calcium	**0.98**		0.50	0.14	mg/L		08/14/24 10:53	08/15/24 16:38	1
Chromium	**0.0031**		0.0020	0.0012	mg/L		08/14/24 10:53	08/15/24 16:38	1
Cobalt	**0.00051**	**J**	0.0025	0.00022	mg/L		08/14/24 10:53	08/15/24 16:38	1
Copper	<0.0011		0.0020	0.0011	mg/L		08/14/24 10:53	08/15/24 16:38	1
Lead	<0.00021		0.0010	0.00021	mg/L		08/14/24 10:53	08/15/24 16:38	1
Nickel	**0.00056**	**J**	0.0010	0.00042	mg/L		08/14/24 10:53	08/15/24 16:38	1
Selenium	<0.00099		0.0050	0.00099	mg/L		08/14/24 10:53	08/15/24 16:38	1
Silver	<0.00039		0.0010	0.00039	mg/L		08/14/24 10:53	08/15/24 16:38	1
Thallium	<0.00026		0.0010	0.00026	mg/L		08/14/24 10:53	08/15/24 16:38	1
Vanadium	<0.00063		0.0020	0.00063	mg/L		08/14/24 10:53	08/15/24 16:38	1
Zinc	**0.0035**	**J**	0.0050	0.0028	mg/L		08/14/24 10:53	08/15/24 16:38	1

General Chemistry

Analyte	Result	Qualifier	RL	MDL	Unit	D	Prepared	Analyzed	Dil Fac
Total Dissolved Solids (SM 2540C-2011)	**26**		10	10	mg/L			08/16/24 12:10	1

Client Sample ID: MCI-GWA-14

Lab Sample ID: 680-254593-4

Date Collected: 08/13/24 14:00

Matrix: Water

Date Received: 08/14/24 08:15

Method: MCAWW 300.0-1993 R2.1 - Anions, Ion Chromatography

Analyte	Result	Qualifier	RL	MDL	Unit	D	Prepared	Analyzed	Dil Fac
Chloride	**4.2**		1.0	0.20	mg/L			08/27/24 17:50	1
Fluoride	<0.040		0.10	0.040	mg/L			08/27/24 17:50	1
Sulfate	**0.81**	**J**	1.0	0.40	mg/L			08/27/24 17:50	1

Method: SW846 6020B - Metals (ICP/MS) - Total Recoverable

Analyte	Result	Qualifier	RL	MDL	Unit	D	Prepared	Analyzed	Dil Fac
Antimony	<0.00034		0.0020	0.00034	mg/L		08/14/24 10:53	08/15/24 16:40	1
Arsenic	<0.00086		0.0010	0.00086	mg/L		08/14/24 10:53	08/15/24 16:40	1
Barium	**0.017**		0.010	0.00089	mg/L		08/14/24 10:53	08/15/24 16:40	1
Beryllium	<0.00020		0.0025	0.00020	mg/L		08/14/24 10:53	08/15/24 16:40	1
Boron	<0.022		0.080	0.022	mg/L		08/14/24 10:53	08/15/24 16:40	1
Cadmium	<0.000078		0.0025	0.000078	mg/L		08/14/24 10:53	08/15/24 16:40	1
Calcium	**0.55**		0.50	0.14	mg/L		08/14/24 10:53	08/15/24 16:40	1
Chromium	**0.0028**		0.0020	0.0012	mg/L		08/14/24 10:53	08/15/24 16:40	1
Cobalt	**0.00041**	**J**	0.0025	0.00022	mg/L		08/14/24 10:53	08/15/24 16:40	1
Copper	<0.0011		0.0020	0.0011	mg/L		08/14/24 10:53	08/15/24 16:40	1
Lead	<0.00021		0.0010	0.00021	mg/L		08/14/24 10:53	08/15/24 16:40	1
Nickel	**0.00061**	**J**	0.0010	0.00042	mg/L		08/14/24 10:53	08/15/24 16:40	1
Selenium	<0.00099		0.0050	0.00099	mg/L		08/14/24 10:53	08/15/24 16:40	1
Silver	<0.00039		0.0010	0.00039	mg/L		08/14/24 10:53	08/15/24 16:40	1
Thallium	<0.00026		0.0010	0.00026	mg/L		08/14/24 10:53	08/15/24 16:40	1
Vanadium	<0.00063		0.0020	0.00063	mg/L		08/14/24 10:53	08/15/24 16:40	1
Zinc	<0.0028		0.0050	0.0028	mg/L		08/14/24 10:53	08/15/24 16:40	1

General Chemistry

Analyte	Result	Qualifier	RL	MDL	Unit	D	Prepared	Analyzed	Dil Fac
Total Dissolved Solids (SM 2540C-2011)	**28**		10	10	mg/L			08/16/24 12:10	1

Client Sample ID: MCI-GWA-13

Lab Sample ID: 680-254593-5

Date Collected: 08/13/24 15:05

Matrix: Water

Date Received: 08/14/24 08:15

Method: MCAWW 300.0-1993 R2.1 - Anions, Ion Chromatography

Analyte	Result	Qualifier	RL	MDL	Unit	D	Prepared	Analyzed	Dil Fac
Chloride	**3.5**		1.0	0.20	mg/L			08/27/24 17:59	1
Fluoride	<0.040		0.10	0.040	mg/L			08/27/24 17:59	1
Sulfate	**0.83**	**J**	1.0	0.40	mg/L			08/27/24 17:59	1

Method: SW846 6020B - Metals (ICP/MS) - Total Recoverable

Analyte	Result	Qualifier	RL	MDL	Unit	D	Prepared	Analyzed	Dil Fac
Antimony	<0.00034		0.0020	0.00034	mg/L		08/14/24 10:53	08/15/24 16:43	1
Arsenic	<0.00086		0.0010	0.00086	mg/L		08/14/24 10:53	08/15/24 16:43	1
Barium	**0.019**		0.010	0.00089	mg/L		08/14/24 10:53	08/15/24 16:43	1
Beryllium	<0.00020		0.0025	0.00020	mg/L		08/14/24 10:53	08/15/24 16:43	1
Boron	<0.022		0.080	0.022	mg/L		08/14/24 10:53	08/15/24 16:43	1
Cadmium	<0.000078		0.0025	0.000078	mg/L		08/14/24 10:53	08/15/24 16:43	1
Calcium	**0.44**	**J**	0.50	0.14	mg/L		08/14/24 10:53	08/15/24 16:43	1
Chromium	**0.0022**		0.0020	0.0012	mg/L		08/14/24 10:53	08/15/24 16:43	1
Cobalt	**0.00049**	**J**	0.0025	0.00022	mg/L		08/14/24 10:53	08/15/24 16:43	1
Copper	<0.0011		0.0020	0.0011	mg/L		08/14/24 10:53	08/15/24 16:43	1

Client Sample ID: MCI-GWA-13

Lab Sample ID: 680-254593-5

Date Collected: 08/13/24 15:05

Matrix: Water

Date Received: 08/14/24 08:15

Method: SW846 6020B - Metals (ICP/MS) - Total Recoverable (Continued)

Analyte	Result	Qualifier	RL	MDL	Unit	D	Prepared	Analyzed	Dil Fac
Lead	<0.00021		0.0010	0.00021	mg/L		08/14/24 10:53	08/15/24 16:43	1
Nickel	**0.00046**	**J**	0.0010	0.00042	mg/L		08/14/24 10:53	08/15/24 16:43	1
Selenium	<0.00099		0.0050	0.00099	mg/L		08/14/24 10:53	08/15/24 16:43	1
Silver	<0.00039		0.0010	0.00039	mg/L		08/14/24 10:53	08/15/24 16:43	1
Thallium	<0.00026		0.0010	0.00026	mg/L		08/14/24 10:53	08/15/24 16:43	1
Vanadium	<0.00063		0.0020	0.00063	mg/L		08/14/24 10:53	08/15/24 16:43	1
Zinc	<0.0028		0.0050	0.0028	mg/L		08/14/24 10:53	08/15/24 16:43	1

General Chemistry

Analyte	Result	Qualifier	RL	MDL	Unit	D	Prepared	Analyzed	Dil Fac
Total Dissolved Solids (SM 2540C-2011)	**28**		10	10	mg/L			08/16/24 12:10	1

Client Sample ID: MCI-GWC-17

Lab Sample ID: 680-254593-6

Date Collected: 08/13/24 16:10

Matrix: Water

Date Received: 08/14/24 08:15

Method: MCAWW 300.0-1993 R2.1 - Anions, Ion Chromatography

Analyte	Result	Qualifier	RL	MDL	Unit	D	Prepared	Analyzed	Dil Fac
Chloride	**5.0**		1.0	0.20	mg/L			08/27/24 18:09	1
Fluoride	**0.063**	**J**	0.10	0.040	mg/L			08/27/24 18:09	1
Sulfate	<0.40		1.0	0.40	mg/L			08/27/24 18:09	1

Method: SW846 6020B - Metals (ICP/MS) - Total Recoverable

Analyte	Result	Qualifier	RL	MDL	Unit	D	Prepared	Analyzed	Dil Fac
Antimony	<0.00034		0.0020	0.00034	mg/L		08/14/24 10:53	08/15/24 16:46	1
Arsenic	<0.00086		0.0010	0.00086	mg/L		08/14/24 10:53	08/15/24 16:46	1
Barium	**0.019**		0.010	0.00089	mg/L		08/14/24 10:53	08/15/24 16:46	1
Beryllium	**0.00060**	**J**	0.0025	0.00020	mg/L		08/14/24 10:53	08/15/24 16:46	1
Boron	<0.022		0.080	0.022	mg/L		08/14/24 10:53	08/15/24 16:46	1
Cadmium	**0.00062**	**J**	0.0025	0.000078	mg/L		08/14/24 10:53	08/15/24 16:46	1
Calcium	**2.5**		0.50	0.14	mg/L		08/14/24 10:53	08/15/24 16:46	1
Chromium	**0.0033**		0.0020	0.0012	mg/L		08/14/24 10:53	08/15/24 16:46	1
Cobalt	<0.00022		0.0025	0.00022	mg/L		08/14/24 10:53	08/15/24 16:46	1
Copper	<0.0011		0.0020	0.0011	mg/L		08/14/24 10:53	08/15/24 16:46	1
Lead	<0.00021		0.0010	0.00021	mg/L		08/14/24 10:53	08/15/24 16:46	1
Nickel	**0.0020**		0.0010	0.00042	mg/L		08/14/24 10:53	08/15/24 16:46	1
Selenium	<0.00099		0.0050	0.00099	mg/L		08/14/24 10:53	08/15/24 16:46	1
Silver	<0.00039		0.0010	0.00039	mg/L		08/14/24 10:53	08/15/24 16:46	1
Thallium	<0.00026		0.0010	0.00026	mg/L		08/14/24 10:53	08/15/24 16:46	1
Vanadium	<0.00063		0.0020	0.00063	mg/L		08/14/24 10:53	08/15/24 16:46	1
Zinc	**0.0056**		0.0050	0.0028	mg/L		08/14/24 10:53	08/15/24 16:46	1

General Chemistry

Analyte	Result	Qualifier	RL	MDL	Unit	D	Prepared	Analyzed	Dil Fac
Total Dissolved Solids (SM 2540C-2011)	**39**		10	10	mg/L			08/16/24 12:10	1

Client Sample ID: MCI-GWA-3

Lab Sample ID: 680-254593-7

Date Collected: 08/13/24 13:26

Matrix: Water

Date Received: 08/14/24 08:15

Method: MCAWW 300.0-1993 R2.1 - Anions, Ion Chromatography

Analyte	Result	Qualifier	RL	MDL	Unit	D	Prepared	Analyzed	Dil Fac
Chloride	**2.9**		1.0	0.20	mg/L			08/27/24 18:19	1
Fluoride	<0.040		0.10	0.040	mg/L			08/27/24 18:19	1
Sulfate	**0.92**	**J**	1.0	0.40	mg/L			08/27/24 18:19	1

Method: SW846 6020B - Metals (ICP/MS) - Total Recoverable

Analyte	Result	Qualifier	RL	MDL	Unit	D	Prepared	Analyzed	Dil Fac
Antimony	<0.00034		0.0020	0.00034	mg/L		08/14/24 10:53	08/15/24 16:49	1
Arsenic	<0.00086		0.0010	0.00086	mg/L		08/14/24 10:53	08/15/24 16:49	1
Barium	**0.014**		0.010	0.00089	mg/L		08/14/24 10:53	08/15/24 16:49	1
Beryllium	<0.00020		0.0025	0.00020	mg/L		08/14/24 10:53	08/15/24 16:49	1
Boron	<0.022		0.080	0.022	mg/L		08/14/24 10:53	08/15/24 16:49	1
Cadmium	<0.000078		0.0025	0.000078	mg/L		08/14/24 10:53	08/15/24 16:49	1
Calcium	**0.75**		0.50	0.14	mg/L		08/14/24 10:53	08/15/24 16:49	1
Chromium	**0.0017**	**J**	0.0020	0.0012	mg/L		08/14/24 10:53	08/15/24 16:49	1
Cobalt	**0.00031**	**J**	0.0025	0.00022	mg/L		08/14/24 10:53	08/15/24 16:49	1
Copper	<0.0011		0.0020	0.0011	mg/L		08/14/24 10:53	08/15/24 16:49	1
Lead	<0.00021		0.0010	0.00021	mg/L		08/14/24 10:53	08/15/24 16:49	1
Nickel	<0.00042		0.0010	0.00042	mg/L		08/14/24 10:53	08/15/24 16:49	1
Selenium	<0.00099		0.0050	0.00099	mg/L		08/14/24 10:53	08/15/24 16:49	1
Silver	<0.00039		0.0010	0.00039	mg/L		08/14/24 10:53	08/15/24 16:49	1
Thallium	<0.00026		0.0010	0.00026	mg/L		08/14/24 10:53	08/15/24 16:49	1
Vanadium	<0.00063		0.0020	0.00063	mg/L		08/14/24 10:53	08/15/24 16:49	1
Zinc	**0.0047**	**J**	0.0050	0.0028	mg/L		08/14/24 10:53	08/15/24 16:49	1

General Chemistry

Analyte	Result	Qualifier	RL	MDL	Unit	D	Prepared	Analyzed	Dil Fac
Total Dissolved Solids (SM 2540C-2011)	**36**		10	10	mg/L			08/16/24 12:10	1

Client Sample ID: MCI-LF4-GWA-5

Lab Sample ID: 680-254593-9

Date Collected: 08/13/24 11:25

Matrix: Water

Date Received: 08/14/24 08:15

Method: MCAWW 300.0-1993 R2.1 - Anions, Ion Chromatography

Analyte	Result	Qualifier	RL	MDL	Unit	D	Prepared	Analyzed	Dil Fac
Chloride	**4.1**		1.0	0.20	mg/L			08/27/24 18:29	1
Fluoride	<0.040		0.10	0.040	mg/L			08/27/24 18:29	1
Sulfate	<0.40		1.0	0.40	mg/L			08/27/24 18:29	1

Method: SW846 6020B - Metals (ICP/MS) - Total Recoverable

Analyte	Result	Qualifier	RL	MDL	Unit	D	Prepared	Analyzed	Dil Fac
Antimony	<0.00034		0.0020	0.00034	mg/L		08/14/24 10:53	08/15/24 16:54	1
Arsenic	<0.00086		0.0010	0.00086	mg/L		08/14/24 10:53	08/15/24 16:54	1
Barium	**0.036**		0.010	0.00089	mg/L		08/14/24 10:53	08/15/24 16:54	1
Beryllium	<0.00020		0.0025	0.00020	mg/L		08/14/24 10:53	08/15/24 16:54	1
Boron	<0.022		0.080	0.022	mg/L		08/14/24 10:53	08/15/24 16:54	1
Cadmium	<0.000078		0.0025	0.000078	mg/L		08/14/24 10:53	08/15/24 16:54	1
Calcium	**1.8**		0.50	0.14	mg/L		08/14/24 10:53	08/15/24 16:54	1
Chromium	**0.0043**		0.0020	0.0012	mg/L		08/14/24 10:53	08/15/24 16:54	1
Cobalt	**0.00090**	**J**	0.0025	0.00022	mg/L		08/14/24 10:53	08/15/24 16:54	1
Copper	<0.0011		0.0020	0.0011	mg/L		08/14/24 10:53	08/15/24 16:54	1

Client Sample ID: MCI-LF4-GWA-5

Lab Sample ID: 680-254593-9

Date Collected: 08/13/24 11:25

Matrix: Water

Date Received: 08/14/24 08:15

Method: SW846 6020B - Metals (ICP/MS) - Total Recoverable (Continued)

Analyte	Result	Qualifier	RL	MDL	Unit	D	Prepared	Analyzed	Dil Fac
Lead	<0.00021		0.0010	0.00021	mg/L		08/14/24 10:53	08/15/24 16:54	1
Nickel	**0.0022**		0.0010	0.00042	mg/L		08/14/24 10:53	08/15/24 16:54	1
Selenium	<0.00099		0.0050	0.00099	mg/L		08/14/24 10:53	08/15/24 16:54	1
Silver	<0.00039		0.0010	0.00039	mg/L		08/14/24 10:53	08/15/24 16:54	1
Thallium	<0.00026		0.0010	0.00026	mg/L		08/14/24 10:53	08/15/24 16:54	1
Vanadium	<0.00063		0.0020	0.00063	mg/L		08/14/24 10:53	08/15/24 16:54	1
Zinc	**0.0031**	**J**	0.0050	0.0028	mg/L		08/14/24 10:53	08/15/24 16:54	1

General Chemistry

Analyte	Result	Qualifier	RL	MDL	Unit	D	Prepared	Analyzed	Dil Fac
Total Dissolved Solids (SM 2540C-2011)	**25**		10	10	mg/L			08/16/24 12:10	1

Client Sample ID: MCI-GWC-18

Lab Sample ID: 680-254676-1

Date Collected: 08/14/24 11:25

Matrix: Water

Date Received: 08/15/24 08:37

Method: MCAWW 300.0-1993 R2.1 - Anions, Ion Chromatography

Analyte	Result	Qualifier	RL	MDL	Unit	D	Prepared	Analyzed	Dil Fac
Chloride	**4.9**		1.0	0.20	mg/L			08/27/24 22:26	1
Fluoride	**0.43**	**F2**	0.10	0.040	mg/L			08/27/24 22:26	1
Sulfate	**3.8**	**F1 F2**	1.0	0.40	mg/L			08/27/24 22:26	1

Method: SW846 6020B - Metals (ICP/MS) - Total Recoverable

Analyte	Result	Qualifier	RL	MDL	Unit	D	Prepared	Analyzed	Dil Fac
Antimony	<0.00034		0.0020	0.00034	mg/L		08/16/24 04:58	08/16/24 18:29	1
Arsenic	**0.0014**		0.0010	0.00086	mg/L		08/16/24 04:58	08/16/24 18:29	1
Barium	**0.013**		0.010	0.00089	mg/L		08/16/24 04:58	08/16/24 18:29	1
Beryllium	<0.00020		0.0025	0.00020	mg/L		08/16/24 04:58	08/16/24 18:29	1
Boron	**0.022**	**J**	0.080	0.022	mg/L		08/16/24 04:58	08/16/24 18:29	1
Cadmium	<0.000078		0.0025	0.000078	mg/L		08/16/24 04:58	08/16/24 18:29	1
Calcium	**18**		0.50	0.14	mg/L		08/16/24 04:58	08/16/24 18:29	1
Chromium	**0.0037**		0.0020	0.0012	mg/L		08/16/24 04:58	08/16/24 18:29	1
Cobalt	<0.00022		0.0025	0.00022	mg/L		08/16/24 04:58	08/16/24 18:29	1
Copper	<0.0011		0.0020	0.0011	mg/L		08/16/24 04:58	08/16/24 18:29	1
Lead	<0.00021		0.0010	0.00021	mg/L		08/16/24 04:58	08/16/24 18:29	1
Nickel	**0.00073**	**J**	0.0010	0.00042	mg/L		08/16/24 04:58	08/16/24 18:29	1
Selenium	<0.00099		0.0050	0.00099	mg/L		08/16/24 04:58	08/16/24 18:29	1
Silver	<0.00039		0.0010	0.00039	mg/L		08/16/24 04:58	08/16/24 18:29	1
Thallium	<0.00026		0.0010	0.00026	mg/L		08/16/24 04:58	08/16/24 18:29	1
Vanadium	**0.0028**		0.0020	0.00063	mg/L		08/16/24 04:58	08/16/24 18:29	1
Zinc	<0.0028		0.0050	0.0028	mg/L		08/16/24 04:58	08/16/24 18:29	1

General Chemistry

Analyte	Result	Qualifier	RL	MDL	Unit	D	Prepared	Analyzed	Dil Fac
Total Dissolved Solids (SM 2540C-2011)	**89**		10	10	mg/L			08/19/24 14:33	1

Client Sample ID: MCI-LF4-EB-07

Lab Sample ID: 680-254676-2

Date Collected: 08/14/24 08:50

Matrix: Water

Date Received: 08/15/24 08:37

Method: MCAWW 300.0-1993 R2.1 - Anions, Ion Chromatography

Analyte	Result	Qualifier	RL	MDL	Unit	D	Prepared	Analyzed	Dil Fac
Chloride	<0.20		1.0	0.20	mg/L			08/27/24 22:55	1
Fluoride	<0.040		0.10	0.040	mg/L			08/27/24 22:55	1
Sulfate	<0.40		1.0	0.40	mg/L			08/27/24 22:55	1

Method: SW846 6020B - Metals (ICP/MS) - Total Recoverable

Analyte	Result	Qualifier	RL	MDL	Unit	D	Prepared	Analyzed	Dil Fac
Antimony	<0.00034		0.0020	0.00034	mg/L		08/16/24 04:58	08/16/24 18:32	1
Arsenic	<0.00086		0.0010	0.00086	mg/L		08/16/24 04:58	08/16/24 18:32	1
Barium	<0.00089		0.010	0.00089	mg/L		08/16/24 04:58	08/16/24 18:32	1
Beryllium	<0.00020		0.0025	0.00020	mg/L		08/16/24 04:58	08/16/24 18:32	1
Boron	<0.022		0.080	0.022	mg/L		08/16/24 04:58	08/16/24 18:32	1
Cadmium	<0.000078		0.0025	0.000078	mg/L		08/16/24 04:58	08/16/24 18:32	1
Calcium	<0.14		0.50	0.14	mg/L		08/16/24 04:58	08/16/24 18:32	1
Chromium	<0.0012		0.0020	0.0012	mg/L		08/16/24 04:58	08/16/24 18:32	1
Cobalt	<0.00022		0.0025	0.00022	mg/L		08/16/24 04:58	08/16/24 18:32	1
Copper	<0.0011		0.0020	0.0011	mg/L		08/16/24 04:58	08/16/24 18:32	1
Lead	<0.00021		0.0010	0.00021	mg/L		08/16/24 04:58	08/16/24 18:32	1
Nickel	<0.00042		0.0010	0.00042	mg/L		08/16/24 04:58	08/16/24 18:32	1
Selenium	<0.00099		0.0050	0.00099	mg/L		08/16/24 04:58	08/16/24 18:32	1
Silver	<0.00039		0.0010	0.00039	mg/L		08/16/24 04:58	08/16/24 18:32	1
Thallium	<0.00026		0.0010	0.00026	mg/L		08/16/24 04:58	08/16/24 18:32	1
Vanadium	<0.00063		0.0020	0.00063	mg/L		08/16/24 04:58	08/16/24 18:32	1
Zinc	<0.0028		0.0050	0.0028	mg/L		08/16/24 04:58	08/16/24 18:32	1

General Chemistry

Analyte	Result	Qualifier	RL	MDL	Unit	D	Prepared	Analyzed	Dil Fac
Total Dissolved Solids (SM 2540C-2011)	<10		10	10	mg/L			08/19/24 14:33	1

Client Sample ID: MCI-LF4-FB-05

Lab Sample ID: 680-254676-3

Date Collected: 08/14/24 13:10

Matrix: Water

Date Received: 08/15/24 08:37

Method: MCAWW 300.0-1993 R2.1 - Anions, Ion Chromatography

Analyte	Result	Qualifier	RL	MDL	Unit	D	Prepared	Analyzed	Dil Fac
Chloride	<0.20		1.0	0.20	mg/L			08/27/24 23:05	1
Fluoride	<0.040		0.10	0.040	mg/L			08/27/24 23:05	1
Sulfate	<0.40		1.0	0.40	mg/L			08/27/24 23:05	1

Method: SW846 6020B - Metals (ICP/MS) - Total Recoverable

Analyte	Result	Qualifier	RL	MDL	Unit	D	Prepared	Analyzed	Dil Fac
Antimony	<0.00034		0.0020	0.00034	mg/L		08/16/24 04:58	08/16/24 18:34	1
Arsenic	<0.00086		0.0010	0.00086	mg/L		08/16/24 04:58	08/16/24 18:34	1
Barium	<0.00089		0.010	0.00089	mg/L		08/16/24 04:58	08/16/24 18:34	1
Beryllium	<0.00020		0.0025	0.00020	mg/L		08/16/24 04:58	08/16/24 18:34	1
Boron	<0.022		0.080	0.022	mg/L		08/16/24 04:58	08/16/24 18:34	1
Cadmium	<0.000078		0.0025	0.000078	mg/L		08/16/24 04:58	08/16/24 18:34	1
Calcium	<0.14		0.50	0.14	mg/L		08/16/24 04:58	08/16/24 18:34	1
Chromium	<0.0012		0.0020	0.0012	mg/L		08/16/24 04:58	08/16/24 18:34	1
Cobalt	<0.00022		0.0025	0.00022	mg/L		08/16/24 04:58	08/16/24 18:34	1
Copper	<0.0011		0.0020	0.0011	mg/L		08/16/24 04:58	08/16/24 18:34	1

Client Sample ID: MCI-LF4-FB-05

Lab Sample ID: 680-254676-3

Date Collected: 08/14/24 13:10

Matrix: Water

Date Received: 08/15/24 08:37

Method: SW846 6020B - Metals (ICP/MS) - Total Recoverable (Continued)

Analyte	Result	Qualifier	RL	MDL	Unit	D	Prepared	Analyzed	Dil Fac
Lead	<0.00021		0.0010	0.00021	mg/L		08/16/24 04:58	08/16/24 18:34	1
Nickel	<0.00042		0.0010	0.00042	mg/L		08/16/24 04:58	08/16/24 18:34	1
Selenium	<0.00099		0.0050	0.00099	mg/L		08/16/24 04:58	08/16/24 18:34	1
Silver	<0.00039		0.0010	0.00039	mg/L		08/16/24 04:58	08/16/24 18:34	1
Thallium	<0.00026		0.0010	0.00026	mg/L		08/16/24 04:58	08/16/24 18:34	1
Vanadium	<0.00063		0.0020	0.00063	mg/L		08/16/24 04:58	08/16/24 18:34	1
Zinc	<0.0028		0.0050	0.0028	mg/L		08/16/24 04:58	08/16/24 18:34	1

General Chemistry

Analyte	Result	Qualifier	RL	MDL	Unit	D	Prepared	Analyzed	Dil Fac
Total Dissolved Solids (SM 2540C-2011)	<10		10	10	mg/L			08/19/24 14:33	1

Client Sample ID: MCI-GWC-19

Lab Sample ID: 680-254676-4

Date Collected: 08/14/24 13:50

Matrix: Water

Date Received: 08/15/24 08:37

Method: MCAWW 300.0-1993 R2.1 - Anions, Ion Chromatography

Analyte	Result	Qualifier	RL	MDL	Unit	D	Prepared	Analyzed	Dil Fac
Chloride	**5.2**		1.0	0.20	mg/L			08/27/24 23:15	1
Fluoride	<0.040		0.10	0.040	mg/L			08/27/24 23:15	1
Sulfate	**2.4**		1.0	0.40	mg/L			08/27/24 23:15	1

Method: SW846 6020B - Metals (ICP/MS) - Total Recoverable

Analyte	Result	Qualifier	RL	MDL	Unit	D	Prepared	Analyzed	Dil Fac
Antimony	<0.00034		0.0020	0.00034	mg/L		08/16/24 04:58	08/16/24 18:37	1
Arsenic	<0.00086		0.0010	0.00086	mg/L		08/16/24 04:58	08/16/24 18:37	1
Barium	**0.011**		0.010	0.00089	mg/L		08/16/24 04:58	08/16/24 18:37	1
Beryllium	**0.00026**	**J**	0.0025	0.00020	mg/L		08/16/24 04:58	08/16/24 18:37	1
Boron	<0.022		0.080	0.022	mg/L		08/16/24 04:58	08/16/24 18:37	1
Cadmium	**0.00015**	**J**	0.0025	0.000078	mg/L		08/16/24 04:58	08/16/24 18:37	1
Calcium	**7.4**		0.50	0.14	mg/L		08/16/24 04:58	08/16/24 18:37	1
Chromium	**0.0023**		0.0020	0.0012	mg/L		08/16/24 04:58	08/16/24 18:37	1
Cobalt	<0.00022		0.0025	0.00022	mg/L		08/16/24 04:58	08/16/24 18:37	1
Copper	<0.0011		0.0020	0.0011	mg/L		08/16/24 04:58	08/16/24 18:37	1
Lead	<0.00021		0.0010	0.00021	mg/L		08/16/24 04:58	08/16/24 18:37	1
Nickel	**0.0012**		0.0010	0.00042	mg/L		08/16/24 04:58	08/16/24 18:37	1
Selenium	<0.00099		0.0050	0.00099	mg/L		08/16/24 04:58	08/16/24 18:37	1
Silver	<0.00039		0.0010	0.00039	mg/L		08/16/24 04:58	08/16/24 18:37	1
Thallium	<0.00026		0.0010	0.00026	mg/L		08/16/24 04:58	08/16/24 18:37	1
Vanadium	<0.00063		0.0020	0.00063	mg/L		08/16/24 04:58	08/16/24 18:37	1
Zinc	<0.0028		0.0050	0.0028	mg/L		08/16/24 04:58	08/16/24 18:37	1

General Chemistry

Analyte	Result	Qualifier	RL	MDL	Unit	D	Prepared	Analyzed	Dil Fac
Total Dissolved Solids (SM 2540C-2011)	**47**		10	10	mg/L			08/19/24 14:33	1

Client Sample ID: MCI-GWC-11

Lab Sample ID: 680-254676-5

Date Collected: 08/14/24 15:35

Matrix: Water

Date Received: 08/15/24 08:37

Method: MCAWW 300.0-1993 R2.1 - Anions, Ion Chromatography

Analyte	Result	Qualifier	RL	MDL	Unit	D	Prepared	Analyzed	Dil Fac
Chloride	**5.0**		1.0	0.20	mg/L			08/27/24 23:25	1
Fluoride	**0.18**		0.10	0.040	mg/L			08/27/24 23:25	1
Sulfate	**2.4**		1.0	0.40	mg/L			08/27/24 23:25	1

Method: SW846 6020B - Metals (ICP/MS) - Total Recoverable

Analyte	Result	Qualifier	RL	MDL	Unit	D	Prepared	Analyzed	Dil Fac
Antimony	<0.00034		0.0020	0.00034	mg/L		08/16/24 04:58	08/16/24 18:40	1
Arsenic	**0.0018**		0.0010	0.00086	mg/L		08/16/24 04:58	08/16/24 18:40	1
Barium	**0.011**		0.010	0.00089	mg/L		08/16/24 04:58	08/16/24 18:40	1
Beryllium	<0.00020		0.0025	0.00020	mg/L		08/16/24 04:58	08/16/24 18:40	1
Boron	<0.022		0.080	0.022	mg/L		08/16/24 04:58	08/16/24 18:40	1
Cadmium	<0.000078		0.0025	0.000078	mg/L		08/16/24 04:58	08/16/24 18:40	1
Calcium	**12**		0.50	0.14	mg/L		08/16/24 04:58	08/16/24 18:40	1
Chromium	**0.0053**		0.0020	0.0012	mg/L		08/16/24 04:58	08/16/24 18:40	1
Cobalt	<0.00022		0.0025	0.00022	mg/L		08/16/24 04:58	08/16/24 18:40	1
Copper	<0.0011		0.0020	0.0011	mg/L		08/16/24 04:58	08/16/24 18:40	1
Lead	<0.00021		0.0010	0.00021	mg/L		08/16/24 04:58	08/16/24 18:40	1
Nickel	<0.00042		0.0010	0.00042	mg/L		08/16/24 04:58	08/16/24 18:40	1
Selenium	<0.00099		0.0050	0.00099	mg/L		08/16/24 04:58	08/16/24 18:40	1
Silver	<0.00039		0.0010	0.00039	mg/L		08/16/24 04:58	08/16/24 18:40	1
Thallium	<0.00026		0.0010	0.00026	mg/L		08/16/24 04:58	08/16/24 18:40	1
Vanadium	**0.0011**	**J**	0.0020	0.00063	mg/L		08/16/24 04:58	08/16/24 18:40	1
Zinc	<0.0028		0.0050	0.0028	mg/L		08/16/24 04:58	08/16/24 18:40	1

General Chemistry

Analyte	Result	Qualifier	RL	MDL	Unit	D	Prepared	Analyzed	Dil Fac
Total Dissolved Solids (SM 2540C-2011)	**77**		10	10	mg/L			08/19/24 14:33	1

Client Sample ID: MCI-LF4-EB-08

Lab Sample ID: 680-254676-6

Date Collected: 08/14/24 16:00

Matrix: Water

Date Received: 08/15/24 08:37

Method: MCAWW 300.0-1993 R2.1 - Anions, Ion Chromatography

Analyte	Result	Qualifier	RL	MDL	Unit	D	Prepared	Analyzed	Dil Fac
Chloride	<0.20		1.0	0.20	mg/L			08/28/24 00:04	1
Fluoride	<0.040		0.10	0.040	mg/L			08/28/24 00:04	1
Sulfate	<0.40		1.0	0.40	mg/L			08/28/24 00:04	1

Method: SW846 6020B - Metals (ICP/MS) - Total Recoverable

Analyte	Result	Qualifier	RL	MDL	Unit	D	Prepared	Analyzed	Dil Fac
Antimony	<0.00034		0.0020	0.00034	mg/L		08/16/24 04:58	08/16/24 18:48	1
Arsenic	<0.00086		0.0010	0.00086	mg/L		08/16/24 04:58	08/16/24 18:48	1
Barium	<0.00089		0.010	0.00089	mg/L		08/16/24 04:58	08/16/24 18:48	1
Beryllium	<0.00020		0.0025	0.00020	mg/L		08/16/24 04:58	08/16/24 18:48	1
Boron	<0.022		0.080	0.022	mg/L		08/16/24 04:58	08/16/24 18:48	1
Cadmium	<0.000078		0.0025	0.000078	mg/L		08/16/24 04:58	08/16/24 18:48	1
Calcium	<0.14		0.50	0.14	mg/L		08/16/24 04:58	08/16/24 18:48	1
Chromium	<0.0012		0.0020	0.0012	mg/L		08/16/24 04:58	08/16/24 18:48	1
Cobalt	<0.00022		0.0025	0.00022	mg/L		08/16/24 04:58	08/16/24 18:48	1
Copper	<0.0011		0.0020	0.0011	mg/L		08/16/24 04:58	08/16/24 18:48	1

Client Sample ID: MCI-LF4-EB-08

Lab Sample ID: 680-254676-6

Date Collected: 08/14/24 16:00

Matrix: Water

Date Received: 08/15/24 08:37

Method: SW846 6020B - Metals (ICP/MS) - Total Recoverable (Continued)

Analyte	Result	Qualifier	RL	MDL	Unit	D	Prepared	Analyzed	Dil Fac
Lead	<0.00021		0.0010	0.00021	mg/L		08/16/24 04:58	08/16/24 18:48	1
Nickel	<0.00042		0.0010	0.00042	mg/L		08/16/24 04:58	08/16/24 18:48	1
Selenium	<0.00099		0.0050	0.00099	mg/L		08/16/24 04:58	08/16/24 18:48	1
Silver	<0.00039		0.0010	0.00039	mg/L		08/16/24 04:58	08/16/24 18:48	1
Thallium	<0.00026		0.0010	0.00026	mg/L		08/16/24 04:58	08/16/24 18:48	1
Vanadium	<0.00063		0.0020	0.00063	mg/L		08/16/24 04:58	08/16/24 18:48	1
Zinc	<0.0028		0.0050	0.0028	mg/L		08/16/24 04:58	08/16/24 18:48	1

General Chemistry

Analyte	Result	Qualifier	RL	MDL	Unit	D	Prepared	Analyzed	Dil Fac
Total Dissolved Solids (SM 2540C-2011)	<10		10	10	mg/L			08/19/24 14:33	1

Client Sample ID: MCI-GWC-12

Lab Sample ID: 680-254676-7

Date Collected: 08/14/24 15:41

Matrix: Water

Date Received: 08/15/24 08:37

Method: MCAWW 300.0-1993 R2.1 - Anions, Ion Chromatography

Analyte	Result	Qualifier	RL	MDL	Unit	D	Prepared	Analyzed	Dil Fac
Chloride	**3.9**		1.0	0.20	mg/L			08/28/24 00:14	1
Fluoride	<0.040		0.10	0.040	mg/L			08/28/24 00:14	1
Sulfate	**0.61**	**J**	1.0	0.40	mg/L			08/28/24 00:14	1

Method: SW846 6020B - Metals (ICP/MS) - Total Recoverable

Analyte	Result	Qualifier	RL	MDL	Unit	D	Prepared	Analyzed	Dil Fac
Antimony	<0.00034		0.0020	0.00034	mg/L		08/16/24 04:58	08/16/24 18:51	1
Arsenic	<0.00086		0.0010	0.00086	mg/L		08/16/24 04:58	08/16/24 18:51	1
Barium	**0.012**		0.010	0.00089	mg/L		08/16/24 04:58	08/16/24 18:51	1
Beryllium	<0.00020		0.0025	0.00020	mg/L		08/16/24 04:58	08/16/24 18:51	1
Boron	<0.022		0.080	0.022	mg/L		08/16/24 04:58	08/16/24 18:51	1
Cadmium	<0.000078		0.0025	0.000078	mg/L		08/16/24 04:58	08/16/24 18:51	1
Calcium	**0.84**		0.50	0.14	mg/L		08/16/24 04:58	08/16/24 18:51	1
Chromium	**0.0021**		0.0020	0.0012	mg/L		08/16/24 04:58	08/16/24 18:51	1
Cobalt	**0.00066**	**J**	0.0025	0.00022	mg/L		08/16/24 04:58	08/16/24 18:51	1
Copper	<0.0011		0.0020	0.0011	mg/L		08/16/24 04:58	08/16/24 18:51	1
Lead	<0.00021		0.0010	0.00021	mg/L		08/16/24 04:58	08/16/24 18:51	1
Nickel	**0.00095**	**J**	0.0010	0.00042	mg/L		08/16/24 04:58	08/16/24 18:51	1
Selenium	<0.00099		0.0050	0.00099	mg/L		08/16/24 04:58	08/16/24 18:51	1
Silver	<0.00039		0.0010	0.00039	mg/L		08/16/24 04:58	08/16/24 18:51	1
Thallium	<0.00026		0.0010	0.00026	mg/L		08/16/24 04:58	08/16/24 18:51	1
Vanadium	<0.00063		0.0020	0.00063	mg/L		08/16/24 04:58	08/16/24 18:51	1
Zinc	**0.017**		0.0050	0.0028	mg/L		08/16/24 04:58	08/16/24 18:51	1

General Chemistry

Analyte	Result	Qualifier	RL	MDL	Unit	D	Prepared	Analyzed	Dil Fac
Total Dissolved Solids (SM 2540C-2011)	**22**		10	10	mg/L			08/19/24 14:33	1

Client Sample ID: MCI-LF4-GWC-1

Lab Sample ID: 680-254676-8

Date Collected: 08/14/24 15:00

Matrix: Water

Date Received: 08/15/24 08:37

Method: MCAWW 300.0-1993 R2.1 - Anions, Ion Chromatography

Analyte	Result	Qualifier	RL	MDL	Unit	D	Prepared	Analyzed	Dil Fac
Chloride	**4.1**		1.0	0.20	mg/L			08/28/24 00:24	1
Fluoride	<0.040		0.10	0.040	mg/L			08/28/24 00:24	1
Sulfate	**1.6**		1.0	0.40	mg/L			08/28/24 00:24	1

Method: SW846 6020B - Metals (ICP/MS) - Total Recoverable

Analyte	Result	Qualifier	RL	MDL	Unit	D	Prepared	Analyzed	Dil Fac
Antimony	<0.00034		0.0020	0.00034	mg/L		08/16/24 04:58	08/16/24 18:53	1
Arsenic	<0.00086		0.0010	0.00086	mg/L		08/16/24 04:58	08/16/24 18:53	1
Barium	**0.040**		0.010	0.00089	mg/L		08/16/24 04:58	08/16/24 18:53	1
Beryllium	**0.00020**	**J**	0.0025	0.00020	mg/L		08/16/24 04:58	08/16/24 18:53	1
Boron	**0.025**	**J**	0.080	0.022	mg/L		08/16/24 04:58	08/16/24 18:53	1
Cadmium	<0.000078		0.0025	0.000078	mg/L		08/16/24 04:58	08/16/24 18:53	1
Calcium	**1.4**		0.50	0.14	mg/L		08/16/24 04:58	08/16/24 18:53	1
Chromium	**0.0032**		0.0020	0.0012	mg/L		08/16/24 04:58	08/16/24 18:53	1
Cobalt	**0.0016**	**J**	0.0025	0.00022	mg/L		08/16/24 04:58	08/16/24 18:53	1
Copper	<0.0011		0.0020	0.0011	mg/L		08/16/24 04:58	08/16/24 18:53	1
Lead	<0.00021		0.0010	0.00021	mg/L		08/16/24 04:58	08/16/24 18:53	1
Nickel	**0.0013**		0.0010	0.00042	mg/L		08/16/24 04:58	08/16/24 18:53	1
Selenium	<0.00099		0.0050	0.00099	mg/L		08/16/24 04:58	08/16/24 18:53	1
Silver	<0.00039		0.0010	0.00039	mg/L		08/16/24 04:58	08/16/24 18:53	1
Thallium	<0.00026		0.0010	0.00026	mg/L		08/16/24 04:58	08/16/24 18:53	1
Vanadium	<0.00063		0.0020	0.00063	mg/L		08/16/24 04:58	08/16/24 18:53	1
Zinc	**0.0029**	**J**	0.0050	0.0028	mg/L		08/16/24 04:58	08/16/24 18:53	1

General Chemistry

Analyte	Result	Qualifier	RL	MDL	Unit	D	Prepared	Analyzed	Dil Fac
Total Dissolved Solids (SM 2540C-2011)	**33**		10	10	mg/L			08/19/24 14:33	1

Client Sample ID: MCI-LF4-FB-06

Lab Sample ID: 680-254676-9

Date Collected: 08/14/24 15:15

Matrix: Water

Date Received: 08/15/24 08:37

Method: MCAWW 300.0-1993 R2.1 - Anions, Ion Chromatography

Analyte	Result	Qualifier	RL	MDL	Unit	D	Prepared	Analyzed	Dil Fac
Chloride	<0.20		1.0	0.20	mg/L			08/28/24 00:33	1
Fluoride	<0.040		0.10	0.040	mg/L			08/28/24 00:33	1
Sulfate	<0.40		1.0	0.40	mg/L			08/28/24 00:33	1

Method: SW846 6020B - Metals (ICP/MS) - Total Recoverable

Analyte	Result	Qualifier	RL	MDL	Unit	D	Prepared	Analyzed	Dil Fac
Antimony	<0.00034		0.0020	0.00034	mg/L		08/16/24 04:58	08/16/24 18:56	1
Arsenic	<0.00086		0.0010	0.00086	mg/L		08/16/24 04:58	08/16/24 18:56	1
Barium	<0.00089		0.010	0.00089	mg/L		08/16/24 04:58	08/16/24 18:56	1
Beryllium	<0.00020		0.0025	0.00020	mg/L		08/16/24 04:58	08/16/24 18:56	1
Boron	<0.022		0.080	0.022	mg/L		08/16/24 04:58	08/16/24 18:56	1
Cadmium	<0.000078		0.0025	0.000078	mg/L		08/16/24 04:58	08/16/24 18:56	1
Calcium	<0.14		0.50	0.14	mg/L		08/16/24 04:58	08/16/24 18:56	1
Chromium	<0.0012		0.0020	0.0012	mg/L		08/16/24 04:58	08/16/24 18:56	1
Cobalt	<0.00022		0.0025	0.00022	mg/L		08/16/24 04:58	08/16/24 18:56	1
Copper	<0.0011		0.0020	0.0011	mg/L		08/16/24 04:58	08/16/24 18:56	1

Client Sample ID: MCI-LF4-FB-06

Lab Sample ID: 680-254676-9

Date Collected: 08/14/24 15:15

Matrix: Water

Date Received: 08/15/24 08:37

Method: SW846 6020B - Metals (ICP/MS) - Total Recoverable (Continued)

Analyte	Result	Qualifier	RL	MDL	Unit	D	Prepared	Analyzed	Dil Fac
Lead	<0.00021		0.0010	0.00021	mg/L		08/16/24 04:58	08/16/24 18:56	1
Nickel	<0.00042		0.0010	0.00042	mg/L		08/16/24 04:58	08/16/24 18:56	1
Selenium	<0.00099		0.0050	0.00099	mg/L		08/16/24 04:58	08/16/24 18:56	1
Silver	<0.00039		0.0010	0.00039	mg/L		08/16/24 04:58	08/16/24 18:56	1
Thallium	<0.00026		0.0010	0.00026	mg/L		08/16/24 04:58	08/16/24 18:56	1
Vanadium	<0.00063		0.0020	0.00063	mg/L		08/16/24 04:58	08/16/24 18:56	1
Zinc	<0.0028		0.0050	0.0028	mg/L		08/16/24 04:58	08/16/24 18:56	1

General Chemistry

Analyte	Result	Qualifier	RL	MDL	Unit	D	Prepared	Analyzed	Dil Fac
Total Dissolved Solids (SM 2540C-2011)	<10		10	10	mg/L			08/19/24 14:33	1

Client Sample ID: MCI-LF4-FD-03

Lab Sample ID: 680-254676-10

Date Collected: 08/14/24 00:00

Matrix: Water

Date Received: 08/15/24 08:37

Method: MCAWW 300.0-1993 R2.1 - Anions, Ion Chromatography

Analyte	Result	Qualifier	RL	MDL	Unit	D	Prepared	Analyzed	Dil Fac
Chloride	**7.9**		1.0	0.20	mg/L			08/28/24 00:43	1
Fluoride	<0.040	F1	0.10	0.040	mg/L			08/28/24 00:43	1
Sulfate	**1.0**		1.0	0.40	mg/L			08/28/24 00:43	1

Method: SW846 6020B - Metals (ICP/MS) - Total Recoverable

Analyte	Result	Qualifier	RL	MDL	Unit	D	Prepared	Analyzed	Dil Fac
Antimony	<0.00034		0.0020	0.00034	mg/L		08/16/24 04:58	08/16/24 18:59	1
Arsenic	<0.00086		0.0010	0.00086	mg/L		08/16/24 04:58	08/16/24 18:59	1
Barium	**0.024**		0.010	0.00089	mg/L		08/16/24 04:58	08/16/24 18:59	1
Beryllium	<0.00020		0.0025	0.00020	mg/L		08/16/24 04:58	08/16/24 18:59	1
Boron	**0.040**	**J**	0.080	0.022	mg/L		08/16/24 04:58	08/16/24 18:59	1
Cadmium	**0.00014**	**J**	0.0025	0.000078	mg/L		08/16/24 04:58	08/16/24 18:59	1
Calcium	**3.4**		0.50	0.14	mg/L		08/16/24 04:58	08/16/24 18:59	1
Chromium	**0.0019**	**J**	0.0020	0.0012	mg/L		08/16/24 04:58	08/16/24 18:59	1
Cobalt	<0.00022		0.0025	0.00022	mg/L		08/16/24 04:58	08/16/24 18:59	1
Copper	<0.0011		0.0020	0.0011	mg/L		08/16/24 04:58	08/16/24 18:59	1
Lead	<0.00021		0.0010	0.00021	mg/L		08/16/24 04:58	08/16/24 18:59	1
Nickel	**0.00092**	**J**	0.0010	0.00042	mg/L		08/16/24 04:58	08/16/24 18:59	1
Selenium	<0.00099		0.0050	0.00099	mg/L		08/16/24 04:58	08/16/24 18:59	1
Silver	<0.00039		0.0010	0.00039	mg/L		08/16/24 04:58	08/16/24 18:59	1
Thallium	<0.00026		0.0010	0.00026	mg/L		08/16/24 04:58	08/16/24 18:59	1
Vanadium	<0.00063		0.0020	0.00063	mg/L		08/16/24 04:58	08/16/24 18:59	1
Zinc	<0.0028		0.0050	0.0028	mg/L		08/16/24 04:58	08/16/24 18:59	1

General Chemistry

Analyte	Result	Qualifier	RL	MDL	Unit	D	Prepared	Analyzed	Dil Fac
Total Dissolved Solids (SM 2540C-2011)	**43**		10	10	mg/L			08/19/24 14:33	1

Client Sample ID: MCI-LF4-FD-04

Lab Sample ID: 680-254676-11

Date Collected: 08/14/24 00:00

Matrix: Water

Date Received: 08/15/24 08:37

Method: MCAWW 300.0-1993 R2.1 - Anions, Ion Chromatography

Analyte	Result	Qualifier	RL	MDL	Unit	D	Prepared	Analyzed	Dil Fac
Chloride	**7.5**		1.0	0.20	mg/L			08/28/24 01:13	1
Fluoride	<0.040		0.10	0.040	mg/L			08/28/24 01:13	1
Sulfate	**0.97**	**J**	1.0	0.40	mg/L			08/28/24 01:13	1

Method: SW846 6020B - Metals (ICP/MS) - Total Recoverable

Analyte	Result	Qualifier	RL	MDL	Unit	D	Prepared	Analyzed	Dil Fac
Antimony	<0.00034		0.0020	0.00034	mg/L		08/16/24 04:58	08/16/24 19:32	1
Arsenic	<0.00086		0.0010	0.00086	mg/L		08/16/24 04:58	08/16/24 19:32	1
Barium	**0.015**		0.010	0.00089	mg/L		08/16/24 04:58	08/16/24 19:32	1
Beryllium	<0.00020		0.0025	0.00020	mg/L		08/16/24 04:58	08/16/24 19:32	1
Boron	<0.022		0.080	0.022	mg/L		08/16/24 04:58	08/16/24 19:32	1
Cadmium	**0.00013**	**J**	0.0025	0.000078	mg/L		08/16/24 04:58	08/16/24 19:32	1
Calcium	**1.6**		0.50	0.14	mg/L		08/16/24 04:58	08/16/24 19:32	1
Chromium	**0.0015**	**J**	0.0020	0.0012	mg/L		08/16/24 04:58	08/16/24 19:32	1
Cobalt	**0.00072**	**J**	0.0025	0.00022	mg/L		08/16/24 04:58	08/16/24 19:32	1
Copper	<0.0011		0.0020	0.0011	mg/L		08/16/24 04:58	08/16/24 19:32	1
Lead	<0.00021		0.0010	0.00021	mg/L		08/16/24 04:58	08/16/24 19:32	1
Nickel	**0.00084**	**J**	0.0010	0.00042	mg/L		08/16/24 04:58	08/16/24 19:32	1
Selenium	<0.00099		0.0050	0.00099	mg/L		08/16/24 04:58	08/16/24 19:32	1
Silver	<0.00039		0.0010	0.00039	mg/L		08/16/24 04:58	08/16/24 19:32	1
Thallium	<0.00026		0.0010	0.00026	mg/L		08/16/24 04:58	08/16/24 19:32	1
Vanadium	<0.00063		0.0020	0.00063	mg/L		08/16/24 04:58	08/16/24 19:32	1
Zinc	<0.0028		0.0050	0.0028	mg/L		08/16/24 04:58	08/16/24 19:32	1

General Chemistry

Analyte	Result	Qualifier	RL	MDL	Unit	D	Prepared	Analyzed	Dil Fac
Total Dissolved Solids (SM 2540C-2011)	**35**		10	10	mg/L			08/19/24 14:33	1

Client Sample ID: MCI-GWC-9

Lab Sample ID: 680-254676-12

Date Collected: 08/14/24 10:13

Matrix: Water

Date Received: 08/15/24 08:37

Method: MCAWW 300.0-1993 R2.1 - Anions, Ion Chromatography

Analyte	Result	Qualifier	RL	MDL	Unit	D	Prepared	Analyzed	Dil Fac
Chloride	**7.9**		1.0	0.20	mg/L			08/28/24 01:22	1
Fluoride	<0.040		0.10	0.040	mg/L			08/28/24 01:22	1
Sulfate	**1.0**		1.0	0.40	mg/L			08/28/24 01:22	1

Method: SW846 6020B - Metals (ICP/MS) - Total Recoverable

Analyte	Result	Qualifier	RL	MDL	Unit	D	Prepared	Analyzed	Dil Fac
Antimony	<0.00034		0.0020	0.00034	mg/L		08/16/24 04:58	08/16/24 19:40	1
Arsenic	<0.00086		0.0010	0.00086	mg/L		08/16/24 04:58	08/16/24 19:40	1
Barium	**0.024**		0.010	0.00089	mg/L		08/16/24 04:58	08/16/24 19:40	1
Beryllium	<0.00020		0.0025	0.00020	mg/L		08/16/24 04:58	08/16/24 19:40	1
Boron	**0.043**	**J**	0.080	0.022	mg/L		08/16/24 04:58	08/16/24 19:40	1
Cadmium	**0.00010**	**J**	0.0025	0.000078	mg/L		08/16/24 04:58	08/16/24 19:40	1
Calcium	**3.4**		0.50	0.14	mg/L		08/16/24 04:58	08/16/24 19:40	1
Chromium	**0.0013**	**J**	0.0020	0.0012	mg/L		08/16/24 04:58	08/16/24 19:40	1
Cobalt	<0.00022		0.0025	0.00022	mg/L		08/16/24 04:58	08/16/24 19:40	1
Copper	<0.0011		0.0020	0.0011	mg/L		08/16/24 04:58	08/16/24 19:40	1

Client Sample ID: MCI-GWC-9

Lab Sample ID: 680-254676-12

Date Collected: 08/14/24 10:13

Matrix: Water

Date Received: 08/15/24 08:37

Method: SW846 6020B - Metals (ICP/MS) - Total Recoverable (Continued)

Analyte	Result	Qualifier	RL	MDL	Unit	D	Prepared	Analyzed	Dil Fac
Lead	<0.00021		0.0010	0.00021	mg/L		08/16/24 04:58	08/16/24 19:40	1
Nickel	**0.00089**	**J**	0.0010	0.00042	mg/L		08/16/24 04:58	08/16/24 19:40	1
Selenium	<0.00099		0.0050	0.00099	mg/L		08/16/24 04:58	08/16/24 19:40	1
Silver	<0.00039		0.0010	0.00039	mg/L		08/16/24 04:58	08/16/24 19:40	1
Thallium	<0.00026		0.0010	0.00026	mg/L		08/16/24 04:58	08/16/24 19:40	1
Vanadium	<0.00063		0.0020	0.00063	mg/L		08/16/24 04:58	08/16/24 19:40	1
Zinc	<0.0028		0.0050	0.0028	mg/L		08/16/24 04:58	08/16/24 19:40	1

General Chemistry

Analyte	Result	Qualifier	RL	MDL	Unit	D	Prepared	Analyzed	Dil Fac
Total Dissolved Solids (SM 2540C-2011)	**42**		10	10	mg/L			08/19/24 14:33	1

Client Sample ID: MCI-GWC-10

Lab Sample ID: 680-254676-13

Date Collected: 08/14/24 11:45

Matrix: Water

Date Received: 08/15/24 08:37

Method: MCAWW 300.0-1993 R2.1 - Anions, Ion Chromatography

Analyte	Result	Qualifier	RL	MDL	Unit	D	Prepared	Analyzed	Dil Fac
Chloride	**5.5**		1.0	0.20	mg/L			08/28/24 01:32	1
Fluoride	<0.040		0.10	0.040	mg/L			08/28/24 01:32	1
Sulfate	**3.1**		1.0	0.40	mg/L			08/28/24 01:32	1

Method: SW846 6020B - Metals (ICP/MS) - Total Recoverable

Analyte	Result	Qualifier	RL	MDL	Unit	D	Prepared	Analyzed	Dil Fac
Antimony	<0.00034		0.0020	0.00034	mg/L		08/16/24 04:58	08/16/24 19:43	1
Arsenic	**0.00099**	**J**	0.0010	0.00086	mg/L		08/16/24 04:58	08/16/24 19:43	1
Barium	**0.021**		0.010	0.00089	mg/L		08/16/24 04:58	08/16/24 19:43	1
Beryllium	<0.00020		0.0025	0.00020	mg/L		08/16/24 04:58	08/16/24 19:43	1
Boron	**0.035**	**J**	0.080	0.022	mg/L		08/16/24 04:58	08/16/24 19:43	1
Cadmium	<0.000078		0.0025	0.000078	mg/L		08/16/24 04:58	08/16/24 19:43	1
Calcium	**23**		0.50	0.14	mg/L		08/16/24 04:58	08/16/24 19:43	1
Chromium	**0.0047**		0.0020	0.0012	mg/L		08/16/24 04:58	08/16/24 19:43	1
Cobalt	<0.00022		0.0025	0.00022	mg/L		08/16/24 04:58	08/16/24 19:43	1
Copper	<0.0011		0.0020	0.0011	mg/L		08/16/24 04:58	08/16/24 19:43	1
Lead	<0.00021		0.0010	0.00021	mg/L		08/16/24 04:58	08/16/24 19:43	1
Nickel	<0.00042		0.0010	0.00042	mg/L		08/16/24 04:58	08/16/24 19:43	1
Selenium	<0.00099		0.0050	0.00099	mg/L		08/16/24 04:58	08/16/24 19:43	1
Silver	<0.00039		0.0010	0.00039	mg/L		08/16/24 04:58	08/16/24 19:43	1
Thallium	<0.00026		0.0010	0.00026	mg/L		08/16/24 04:58	08/16/24 19:43	1
Vanadium	<0.00063		0.0020	0.00063	mg/L		08/16/24 04:58	08/16/24 19:43	1
Zinc	<0.0028		0.0050	0.0028	mg/L		08/16/24 04:58	08/16/24 19:43	1

General Chemistry

Analyte	Result	Qualifier	RL	MDL	Unit	D	Prepared	Analyzed	Dil Fac
Total Dissolved Solids (SM 2540C-2011)	**120**		10	10	mg/L			08/19/24 14:33	1

Client Sample ID: MCI-GWC-20

Lab Sample ID: 680-254676-14

Date Collected: 08/14/24 16:14

Matrix: Water

Date Received: 08/15/24 08:37

Method: MCAWW 300.0-1993 R2.1 - Anions, Ion Chromatography

Analyte	Result	Qualifier	RL	MDL	Unit	D	Prepared	Analyzed	Dil Fac
Chloride	**7.5**		1.0	0.20	mg/L			08/28/24 01:42	1
Fluoride	<0.040		0.10	0.040	mg/L			08/28/24 01:42	1
Sulfate	**0.92**	**J**	1.0	0.40	mg/L			08/28/24 01:42	1

Method: SW846 6020B - Metals (ICP/MS) - Total Recoverable

Analyte	Result	Qualifier	RL	MDL	Unit	D	Prepared	Analyzed	Dil Fac
Antimony	<0.00034		0.0020	0.00034	mg/L		08/16/24 04:58	08/16/24 19:46	1
Arsenic	<0.00086		0.0010	0.00086	mg/L		08/16/24 04:58	08/16/24 19:46	1
Barium	**0.015**		0.010	0.00089	mg/L		08/16/24 04:58	08/16/24 19:46	1
Beryllium	**0.00020**	**J**	0.0025	0.00020	mg/L		08/16/24 04:58	08/16/24 19:46	1
Boron	<0.022		0.080	0.022	mg/L		08/16/24 04:58	08/16/24 19:46	1
Cadmium	**0.00016**	**J**	0.0025	0.000078	mg/L		08/16/24 04:58	08/16/24 19:46	1
Calcium	**1.6**		0.50	0.14	mg/L		08/16/24 04:58	08/16/24 19:46	1
Chromium	**0.0015**	**J**	0.0020	0.0012	mg/L		08/16/24 04:58	08/16/24 19:46	1
Cobalt	**0.00072**	**J**	0.0025	0.00022	mg/L		08/16/24 04:58	08/16/24 19:46	1
Copper	<0.0011		0.0020	0.0011	mg/L		08/16/24 04:58	08/16/24 19:46	1
Lead	<0.00021		0.0010	0.00021	mg/L		08/16/24 04:58	08/16/24 19:46	1
Nickel	**0.00091**	**J**	0.0010	0.00042	mg/L		08/16/24 04:58	08/16/24 19:46	1
Selenium	<0.00099		0.0050	0.00099	mg/L		08/16/24 04:58	08/16/24 19:46	1
Silver	<0.00039		0.0010	0.00039	mg/L		08/16/24 04:58	08/16/24 19:46	1
Thallium	<0.00026		0.0010	0.00026	mg/L		08/16/24 04:58	08/16/24 19:46	1
Vanadium	<0.00063		0.0020	0.00063	mg/L		08/16/24 04:58	08/16/24 19:46	1
Zinc	<0.0028		0.0050	0.0028	mg/L		08/16/24 04:58	08/16/24 19:46	1

General Chemistry

Analyte	Result	Qualifier	RL	MDL	Unit	D	Prepared	Analyzed	Dil Fac
Total Dissolved Solids (SM 2540C-2011)	**34**		10	10	mg/L			08/19/24 14:33	1

Client Sample ID: MCI-GWC-21

Lab Sample ID: 680-254676-15

Date Collected: 08/14/24 14:50

Matrix: Water

Date Received: 08/15/24 08:37

Method: MCAWW 300.0-1993 R2.1 - Anions, Ion Chromatography

Analyte	Result	Qualifier	RL	MDL	Unit	D	Prepared	Analyzed	Dil Fac
Chloride	**6.1**		1.0	0.20	mg/L			08/28/24 01:52	1
Fluoride	<0.040		0.10	0.040	mg/L			08/28/24 01:52	1
Sulfate	**0.51**	**J**	1.0	0.40	mg/L			08/28/24 01:52	1

Method: SW846 6020B - Metals (ICP/MS) - Total Recoverable

Analyte	Result	Qualifier	RL	MDL	Unit	D	Prepared	Analyzed	Dil Fac
Antimony	<0.00034		0.0020	0.00034	mg/L		08/16/24 04:58	08/16/24 19:57	1
Arsenic	<0.00086		0.0010	0.00086	mg/L		08/16/24 04:58	08/16/24 19:57	1
Barium	**0.020**		0.010	0.00089	mg/L		08/16/24 04:58	08/16/24 19:57	1
Beryllium	<0.00020		0.0025	0.00020	mg/L		08/16/24 04:58	08/16/24 19:57	1
Boron	**0.026**	**J**	0.080	0.022	mg/L		08/16/24 04:58	08/16/24 19:57	1
Cadmium	**0.00013**	**J**	0.0025	0.000078	mg/L		08/16/24 04:58	08/16/24 19:57	1
Calcium	**1.1**		0.50	0.14	mg/L		08/16/24 04:58	08/16/24 19:57	1
Chromium	**0.0013**	**J**	0.0020	0.0012	mg/L		08/16/24 04:58	08/16/24 19:57	1
Cobalt	**0.00079**	**J**	0.0025	0.00022	mg/L		08/16/24 04:58	08/16/24 19:57	1
Copper	<0.0011		0.0020	0.0011	mg/L		08/16/24 04:58	08/16/24 19:57	1

Client Sample ID: MCI-GWC-21

Lab Sample ID: 680-254676-15

Date Collected: 08/14/24 14:50

Matrix: Water

Date Received: 08/15/24 08:37

Method: SW846 6020B - Metals (ICP/MS) - Total Recoverable (Continued)

Analyte	Result	Qualifier	RL	MDL	Unit	D	Prepared	Analyzed	Dil Fac
Lead	<0.00021		0.0010	0.00021	mg/L		08/16/24 04:58	08/16/24 19:57	1
Nickel	**0.00065**	**J**	0.0010	0.00042	mg/L		08/16/24 04:58	08/16/24 19:57	1
Selenium	<0.00099		0.0050	0.00099	mg/L		08/16/24 04:58	08/16/24 19:57	1
Silver	<0.00039		0.0010	0.00039	mg/L		08/16/24 04:58	08/16/24 19:57	1
Thallium	<0.00026		0.0010	0.00026	mg/L		08/16/24 04:58	08/16/24 19:57	1
Vanadium	<0.00063		0.0020	0.00063	mg/L		08/16/24 04:58	08/16/24 19:57	1
Zinc	<0.0028		0.0050	0.0028	mg/L		08/16/24 04:58	08/16/24 19:57	1

General Chemistry

Analyte	Result	Qualifier	RL	MDL	Unit	D	Prepared	Analyzed	Dil Fac
Total Dissolved Solids (SM 2540C-2011)	**26**		10	10	mg/L			08/19/24 14:33	1

Client Sample ID: MCI-GWC-23

Lab Sample ID: 680-254676-16

Date Collected: 08/14/24 13:23

Matrix: Water

Date Received: 08/15/24 08:37

Method: MCAWW 300.0-1993 R2.1 - Anions, Ion Chromatography

Analyte	Result	Qualifier	RL	MDL	Unit	D	Prepared	Analyzed	Dil Fac
Chloride	**5.0**		1.0	0.20	mg/L			08/28/24 18:59	1
Fluoride	<0.040		0.10	0.040	mg/L			08/28/24 18:59	1
Sulfate	**2.5**		1.0	0.40	mg/L			08/28/24 18:59	1

Method: SW846 6020B - Metals (ICP/MS) - Total Recoverable

Analyte	Result	Qualifier	RL	MDL	Unit	D	Prepared	Analyzed	Dil Fac
Antimony	<0.00034		0.0020	0.00034	mg/L		08/16/24 04:58	08/16/24 19:59	1
Arsenic	<0.00086		0.0010	0.00086	mg/L		08/16/24 04:58	08/16/24 19:59	1
Barium	**0.027**		0.010	0.00089	mg/L		08/16/24 04:58	08/16/24 19:59	1
Beryllium	<0.00020		0.0025	0.00020	mg/L		08/16/24 04:58	08/16/24 19:59	1
Boron	**0.022**	**J**	0.080	0.022	mg/L		08/16/24 04:58	08/16/24 19:59	1
Cadmium	**0.000095**	**J**	0.0025	0.000078	mg/L		08/16/24 04:58	08/16/24 19:59	1
Calcium	**1.1**		0.50	0.14	mg/L		08/16/24 04:58	08/16/24 19:59	1
Chromium	**0.0039**		0.0020	0.0012	mg/L		08/16/24 04:58	08/16/24 19:59	1
Cobalt	**0.0013**	**J**	0.0025	0.00022	mg/L		08/16/24 04:58	08/16/24 19:59	1
Copper	<0.0011		0.0020	0.0011	mg/L		08/16/24 04:58	08/16/24 19:59	1
Lead	<0.00021		0.0010	0.00021	mg/L		08/16/24 04:58	08/16/24 19:59	1
Nickel	**0.0013**		0.0010	0.00042	mg/L		08/16/24 04:58	08/16/24 19:59	1
Selenium	<0.00099		0.0050	0.00099	mg/L		08/16/24 04:58	08/16/24 19:59	1
Silver	<0.00039		0.0010	0.00039	mg/L		08/16/24 04:58	08/16/24 19:59	1
Thallium	<0.00026		0.0010	0.00026	mg/L		08/16/24 04:58	08/16/24 19:59	1
Vanadium	<0.00063		0.0020	0.00063	mg/L		08/16/24 04:58	08/16/24 19:59	1
Zinc	<0.0028		0.0050	0.0028	mg/L		08/16/24 04:58	08/16/24 19:59	1

General Chemistry

Analyte	Result	Qualifier	RL	MDL	Unit	D	Prepared	Analyzed	Dil Fac
Total Dissolved Solids (SM 2540C-2011)	**33**		10	10	mg/L			08/21/24 12:57	1

Client: Southern Company
Project/Site: Plant McIntosh Landfill 4

Job ID: 680-254593-1

Client Sample ID: MCI-LF4-GWA-2

Date Collected: 08/15/24 10:04
Date Received: 08/15/24 11:47

Lab Sample ID: 680-254698-1

Matrix: Water

Method: MCAWW 300.0-1993 R2.1 - Anions, Ion Chromatography

Analyte	Result	Qualifier	RL	MDL	Unit	D	Prepared	Analyzed	Dil Fac
Chloride	**4.2**		1.0	0.20	mg/L			08/28/24 19:08	1
Fluoride	<0.040		0.10	0.040	mg/L			08/28/24 19:08	1
Sulfate	**1.3**		1.0	0.40	mg/L			08/28/24 19:08	1

Method: SW846 6020B - Metals (ICP/MS) - Total Recoverable

Analyte	Result	Qualifier	RL	MDL	Unit	D	Prepared	Analyzed	Dil Fac
Antimony	<0.00034		0.0020	0.00034	mg/L		08/16/24 04:58	08/16/24 20:02	1
Arsenic	<0.00086		0.0010	0.00086	mg/L		08/16/24 04:58	08/16/24 20:02	1
Barium	**0.036**		0.010	0.00089	mg/L		08/16/24 04:58	08/16/24 20:02	1
Beryllium	<0.00020		0.0025	0.00020	mg/L		08/16/24 04:58	08/16/24 20:02	1
Boron	**0.026**	**J**	0.080	0.022	mg/L		08/16/24 04:58	08/16/24 20:02	1
Cadmium	<0.000078		0.0025	0.000078	mg/L		08/16/24 04:58	08/16/24 20:02	1
Calcium	**0.66**		0.50	0.14	mg/L		08/16/24 04:58	08/16/24 20:02	1
Chromium	**0.0018**	**J**	0.0020	0.0012	mg/L		08/16/24 04:58	08/16/24 20:02	1
Cobalt	**0.0014**	**J**	0.0025	0.00022	mg/L		08/16/24 04:58	08/16/24 20:02	1
Copper	<0.0011		0.0020	0.0011	mg/L		08/16/24 04:58	08/16/24 20:02	1
Lead	**0.00070**	**J**	0.0010	0.00021	mg/L		08/16/24 04:58	08/16/24 20:02	1
Nickel	**0.0010**		0.0010	0.00042	mg/L		08/16/24 04:58	08/16/24 20:02	1
Selenium	<0.00099		0.0050	0.00099	mg/L		08/16/24 04:58	08/16/24 20:02	1
Silver	<0.00039		0.0010	0.00039	mg/L		08/16/24 04:58	08/16/24 20:02	1
Thallium	<0.00026		0.0010	0.00026	mg/L		08/16/24 04:58	08/16/24 20:02	1
Vanadium	<0.00063		0.0020	0.00063	mg/L		08/16/24 04:58	08/16/24 20:02	1
Zinc	**0.029**		0.0050	0.0028	mg/L		08/16/24 04:58	08/16/24 20:02	1

General Chemistry

Analyte	Result	Qualifier	RL	MDL	Unit	D	Prepared	Analyzed	Dil Fac
Total Dissolved Solids (SM 2540C-2011)	**32**		10	10	mg/L			08/21/24 12:57	1

Method: 300.0-1993 R2.1 - Anions, Ion Chromatography

Lab Sample ID: MB 680-853392/2
Matrix: Water
Analysis Batch: 853392

Client Sample ID: Method Blank
Prep Type: Total/NA

Analyte	MB Result	MB Qualifier	RL	MDL	Unit	D	Prepared	Analyzed	Dil Fac
Chloride	<0.20		1.0	0.20	mg/L			08/27/24 12:34	1
Fluoride	<0.040		0.10	0.040	mg/L			08/27/24 12:34	1
Sulfate	<0.40		1.0	0.40	mg/L			08/27/24 12:34	1

Lab Sample ID: LCS 680-853392/3
Matrix: Water
Analysis Batch: 853392

Client Sample ID: Lab Control Sample
Prep Type: Total/NA

Analyte	Spike Added	LCS Result	LCS Qualifier	Unit	D	%Rec	%Rec Limits
Chloride	10.0	10.3		mg/L		103	90 - 110
Fluoride	2.00	1.98		mg/L		99	90 - 110
Sulfate	10.0	9.96		mg/L		100	90 - 110

Lab Sample ID: LCSD 680-853392/4
Matrix: Water
Analysis Batch: 853392

Client Sample ID: Lab Control Sample Dup
Prep Type: Total/NA

Analyte	Spike Added	LCSD Result	LCSD Qualifier	Unit	D	%Rec	%Rec Limits	RPD	RPD Limit
Chloride	10.0	10.3		mg/L		103	90 - 110	0	15
Fluoride	2.00	1.97		mg/L		98	90 - 110	1	15
Sulfate	10.0	9.98		mg/L		100	90 - 110	0	15

Lab Sample ID: 680-254593-3 MS
Matrix: Water
Analysis Batch: 853392

Client Sample ID: MCI-GWA-15
Prep Type: Total/NA

Analyte	Sample Result	Sample Qualifier	Spike Added	MS Result	MS Qualifier	Unit	D	%Rec	%Rec Limits
Chloride	3.8	F1 F2	10.0	7.94	F1	mg/L		41	80 - 120
Fluoride	<0.040	F1 F2	2.00	0.797	F1	mg/L		40	80 - 120
Sulfate	0.83	J F1 F2	10.0	5.56	F1	mg/L		47	80 - 120

Lab Sample ID: 680-254593-3 MSD
Matrix: Water
Analysis Batch: 853392

Client Sample ID: MCI-GWA-15
Prep Type: Total/NA

Analyte	Sample Result	Sample Qualifier	Spike Added	MSD Result	MSD Qualifier	Unit	D	%Rec	%Rec Limits	RPD	RPD Limit
Chloride	3.8	F1 F2	10.0	12.4	F2	mg/L		86	80 - 120	44	15
Fluoride	<0.040	F1 F2	2.00	2.20	F2	mg/L		110	80 - 120	94	15
Sulfate	0.83	J F1 F2	10.0	15.0	F1 F2	mg/L		142	80 - 120	92	15

Lab Sample ID: MB 680-853581/35
Matrix: Water
Analysis Batch: 853581

Client Sample ID: Method Blank
Prep Type: Total/NA

Analyte	MB Result	MB Qualifier	RL	MDL	Unit	D	Prepared	Analyzed	Dil Fac
Chloride	<0.20		1.0	0.20	mg/L			08/27/24 19:47	1
Fluoride	<0.040		0.10	0.040	mg/L			08/27/24 19:47	1
Sulfate	<0.40		1.0	0.40	mg/L			08/27/24 19:47	1

Method: 300.0-1993 R2.1 - Anions, Ion Chromatography (Continued)

Lab Sample ID: LCS 680-853581/37
Matrix: Water
Analysis Batch: 853581

Client Sample ID: Lab Control Sample
Prep Type: Total/NA

Analyte			Spike Added	LCS Result	LCS Qualifier	Unit	D	%Rec	%Rec Limits		
Chloride			10.0	10.4		mg/L		104	90 - 110		
Fluoride			2.00	2.02		mg/L		101	90 - 110		
Sulfate			10.0	9.94		mg/L		99	90 - 110		

Lab Sample ID: LCSD 680-853581/38
Matrix: Water
Analysis Batch: 853581

Client Sample ID: Lab Control Sample Dup
Prep Type: Total/NA

Analyte			Spike Added	LCSD Result	LCSD Qualifier	Unit	D	%Rec	%Rec Limits	RPD	RPD Limit
Chloride			10.0	10.4		mg/L		104	90 - 110	0	15
Fluoride			2.00	2.03		mg/L		101	90 - 110	0	15
Sulfate			10.0	10.5		mg/L		105	90 - 110	5	15

Lab Sample ID: 680-254676-1 MS
Matrix: Water
Analysis Batch: 853581

Client Sample ID: MCI-GWC-18
Prep Type: Total/NA

Analyte	Sample Result	Sample Qualifier	Spike Added	MS Result	MS Qualifier	Unit	D	%Rec	%Rec Limits		
Chloride	4.9		10.0	13.2		mg/L		83	80 - 120		
Fluoride	0.43	F2	2.00	2.04		mg/L		81	80 - 120		
Sulfate	3.8	F1 F2	10.0	14.6		mg/L		109	80 - 120		

Lab Sample ID: 680-254676-1 MSD
Matrix: Water
Analysis Batch: 853581

Client Sample ID: MCI-GWC-18
Prep Type: Total/NA

Analyte	Sample Result	Sample Qualifier	Spike Added	MSD Result	MSD Qualifier	Unit	D	%Rec	%Rec Limits	RPD	RPD Limit
Chloride	4.9		10.0	14.9		mg/L		100	80 - 120	12	15
Fluoride	0.43	F2	2.00	2.41	F2	mg/L		99	80 - 120	17	15
Sulfate	3.8	F1 F2	10.0	18.4	F1 F2	mg/L		146	80 - 120	23	15

Lab Sample ID: 680-254676-10 MS
Matrix: Water
Analysis Batch: 853581

Client Sample ID: MCI-LF4-FD-03
Prep Type: Total/NA

Analyte	Sample Result	Sample Qualifier	Spike Added	MS Result	MS Qualifier	Unit	D	%Rec	%Rec Limits		
Chloride	7.9		10.0	16.1		mg/L		81	80 - 120		
Fluoride	<0.040	F1	2.00	1.56	F1	mg/L		78	80 - 120		
Sulfate	1.0		10.0	10.8		mg/L		98	80 - 120		

Lab Sample ID: 680-254676-10 MSD
Matrix: Water
Analysis Batch: 853581

Client Sample ID: MCI-LF4-FD-03
Prep Type: Total/NA

Analyte	Sample Result	Sample Qualifier	Spike Added	MSD Result	MSD Qualifier	Unit	D	%Rec	%Rec Limits	RPD	RPD Limit
Chloride	7.9		10.0	16.4		mg/L		84	80 - 120	2	15
Fluoride	<0.040	F1	2.00	1.62		mg/L		81	80 - 120	4	15
Sulfate	1.0		10.0	10.9		mg/L		99	80 - 120	1	15

Method: 300.0-1993 R2.1 - Anions, Ion Chromatography (Continued)

Lab Sample ID: MB 680-853666/10
Matrix: Water
Analysis Batch: 853666

Client Sample ID: Method Blank
Prep Type: Total/NA

Analyte	MB Result	MB Qualifier	RL	MDL	Unit	D	Prepared	Analyzed	Dil Fac
Chloride	<0.20		1.0	0.20	mg/L			08/28/24 16:47	1
Fluoride	<0.040		0.10	0.040	mg/L			08/28/24 16:47	1
Sulfate	<0.40		1.0	0.40	mg/L			08/28/24 16:47	1

Lab Sample ID: LCS 680-853666/11
Matrix: Water
Analysis Batch: 853666

Client Sample ID: Lab Control Sample
Prep Type: Total/NA

Analyte	Spike Added	LCS Result	LCS Qualifier	Unit	D	%Rec	%Rec Limits
Chloride	10.0	10.5		mg/L		105	90 - 110
Fluoride	2.00	2.07		mg/L		103	90 - 110
Sulfate	10.0	10.2		mg/L		102	90 - 110

Lab Sample ID: LCSD 680-853666/12
Matrix: Water
Analysis Batch: 853666

Client Sample ID: Lab Control Sample Dup
Prep Type: Total/NA

Analyte	Spike Added	LCSD Result	LCSD Qualifier	Unit	D	%Rec	%Rec Limits	RPD	RPD Limit
Chloride	10.0	10.2		mg/L		102	90 - 110	2	15
Fluoride	2.00	2.00		mg/L		100	90 - 110	3	15
Sulfate	10.0	11.0		mg/L		110	90 - 110	8	15

Lab Sample ID: 752-23223-B-1 MS
Matrix: Water
Analysis Batch: 853666

Client Sample ID: Matrix Spike
Prep Type: Total/NA

Analyte	Sample Result	Sample Qualifier	Spike Added	MS Result	MS Qualifier	Unit	D	%Rec	%Rec Limits
Chloride	12		10.0	19.8		mg/L		80	80 - 120
Fluoride	<0.040	F1 F2	2.00	1.27	F1	mg/L		63	80 - 120
Sulfate	0.92	J F2	10.0	10.6		mg/L		96	80 - 120

Lab Sample ID: 752-23223-B-1 MSD
Matrix: Water
Analysis Batch: 853666

Client Sample ID: Matrix Spike Duplicate
Prep Type: Total/NA

Analyte	Sample Result	Sample Qualifier	Spike Added	MSD Result	MSD Qualifier	Unit	D	%Rec	%Rec Limits	RPD	RPD Limit
Chloride	12		10.0	20.6		mg/L		88	80 - 120	4	15
Fluoride	<0.040	F1 F2	2.00	1.60	F2	mg/L		80	80 - 120	23	15
Sulfate	0.92	J F2	10.0	12.4	F2	mg/L		115	80 - 120	16	15

Method: 6020B - Metals (ICP/MS)

Lab Sample ID: MB 680-851336/1-A
Matrix: Water
Analysis Batch: 851728

Client Sample ID: Method Blank
Prep Type: Total Recoverable
Prep Batch: 851336

Analyte	MB Result	MB Qualifier	RL	MDL	Unit	D	Prepared	Analyzed	Dil Fac
Antimony	<0.00034		0.0020	0.00034	mg/L		08/14/24 10:50	08/15/24 15:57	1
Arsenic	<0.00086		0.0010	0.00086	mg/L		08/14/24 10:50	08/15/24 15:57	1
Barium	<0.00089		0.010	0.00089	mg/L		08/14/24 10:50	08/15/24 15:57	1

Method: 6020B - Metals (ICP/MS) (Continued)

Lab Sample ID: MB 680-851336/1-A
Matrix: Water
Analysis Batch: 851728

Client Sample ID: Method Blank
Prep Type: Total Recoverable
Prep Batch: 851336

Analyte	MB Result	MB Qualifier	RL	MDL	Unit	D	Prepared	Analyzed	Dil Fac
Beryllium	<0.00020		0.0025	0.00020	mg/L		08/14/24 10:50	08/15/24 15:57	1
Boron	<0.022		0.080	0.022	mg/L		08/14/24 10:50	08/15/24 15:57	1
Cadmium	<0.000078		0.0025	0.000078	mg/L		08/14/24 10:50	08/15/24 15:57	1
Calcium	<0.14		0.50	0.14	mg/L		08/14/24 10:50	08/15/24 15:57	1
Chromium	<0.0012		0.0020	0.0012	mg/L		08/14/24 10:50	08/15/24 15:57	1
Cobalt	<0.00022		0.0025	0.00022	mg/L		08/14/24 10:50	08/15/24 15:57	1
Copper	<0.0011		0.0020	0.0011	mg/L		08/14/24 10:50	08/15/24 15:57	1
Lead	<0.00021		0.0010	0.00021	mg/L		08/14/24 10:50	08/15/24 15:57	1
Nickel	<0.00042		0.0010	0.00042	mg/L		08/14/24 10:50	08/15/24 15:57	1
Selenium	<0.00099		0.0050	0.00099	mg/L		08/14/24 10:50	08/15/24 15:57	1
Silver	<0.00039		0.0010	0.00039	mg/L		08/14/24 10:50	08/15/24 15:57	1
Thallium	<0.00026		0.0010	0.00026	mg/L		08/14/24 10:50	08/15/24 15:57	1
Vanadium	<0.00063		0.0020	0.00063	mg/L		08/14/24 10:50	08/15/24 15:57	1
Zinc	<0.0028		0.0050	0.0028	mg/L		08/14/24 10:50	08/15/24 15:57	1

Lab Sample ID: LCS 680-851336/2-A
Matrix: Water
Analysis Batch: 851728

Client Sample ID: Lab Control Sample
Prep Type: Total Recoverable
Prep Batch: 851336

Analyte	Spike Added	LCS Result	LCS Qualifier	Unit	D	%Rec	%Rec Limits
Antimony	0.0500	0.0513		mg/L		103	80 - 120
Arsenic	0.100	0.105		mg/L		105	80 - 120
Barium	0.100	0.103		mg/L		103	80 - 120
Beryllium	0.0500	0.0538		mg/L		108	80 - 120
Boron	0.400	0.417		mg/L		104	80 - 120
Cadmium	0.0500	0.0536		mg/L		107	80 - 120
Calcium	5.00	5.13		mg/L		103	80 - 120
Chromium	0.100	0.105		mg/L		105	80 - 120
Cobalt	0.0500	0.0541		mg/L		108	80 - 120
Copper	0.101	0.110		mg/L		109	80 - 120
Lead	0.500	0.493		mg/L		99	80 - 120
Nickel	0.100	0.107		mg/L		107	80 - 120
Selenium	0.100	0.103		mg/L		103	80 - 120
Silver	0.0500	0.0535		mg/L		107	80 - 120
Thallium	0.0500	0.0508		mg/L		102	80 - 120
Vanadium	0.100	0.103		mg/L		103	80 - 120
Zinc	0.100	0.110		mg/L		110	80 - 120

Lab Sample ID: 680-254589-D-1-B MS
Matrix: Water
Analysis Batch: 851728

Client Sample ID: Matrix Spike
Prep Type: Total Recoverable
Prep Batch: 851336

Analyte	Sample Result	Sample Qualifier	Spike Added	MS Result	MS Qualifier	Unit	D	%Rec	%Rec Limits
Antimony	<0.00034		0.0500	0.0554		mg/L		111	75 - 125
Arsenic	<0.00086		0.100	0.111		mg/L		111	75 - 125
Barium	0.038		0.100	0.151		mg/L		112	75 - 125
Beryllium	<0.00020		0.0500	0.0585		mg/L		117	75 - 125
Boron	0.026	J	0.400	0.472		mg/L		112	75 - 125
Cadmium	<0.000078		0.0500	0.0570		mg/L		114	75 - 125

Method: 6020B - Metals (ICP/MS) (Continued)

Lab Sample ID: 680-254589-D-1-B MS
Matrix: Water
Analysis Batch: 851728

Client Sample ID: Matrix Spike
Prep Type: Total Recoverable
Prep Batch: 851336

Analyte	Sample Result	Sample Qualifier	Spike Added	MS Result	MS Qualifier	Unit	D	%Rec	%Rec Limits
Calcium	28		5.00	34.5	4	mg/L		123	75 - 125
Chromium	<0.0012		0.100	0.110		mg/L		110	75 - 125
Cobalt	<0.00022		0.0500	0.0560		mg/L		112	75 - 125
Copper	<0.0011		0.101	0.112		mg/L		111	75 - 125
Lead	<0.00021		0.500	0.530		mg/L		106	75 - 125
Nickel	<0.00042		0.100	0.110		mg/L		110	75 - 125
Selenium	<0.00099		0.100	0.107		mg/L		107	75 - 125
Silver	<0.00039		0.0500	0.0564		mg/L		113	75 - 125
Thallium	<0.00026		0.0500	0.0547		mg/L		109	75 - 125
Vanadium	<0.00063		0.100	0.108		mg/L		108	75 - 125
Zinc	0.0080		0.100	0.122		mg/L		114	75 - 125

Lab Sample ID: 680-254589-D-1-C MSD
Matrix: Water
Analysis Batch: 851728

Client Sample ID: Matrix Spike Duplicate
Prep Type: Total Recoverable
Prep Batch: 851336

Analyte	Sample Result	Sample Qualifier	Spike Added	MSD Result	MSD Qualifier	Unit	D	%Rec	%Rec Limits	RPD	RPD Limit
Antimony	<0.00034		0.0500	0.0528		mg/L		106	75 - 125	5	20
Arsenic	<0.00086		0.100	0.108		mg/L		108	75 - 125	3	20
Barium	0.038		0.100	0.144		mg/L		105	75 - 125	5	20
Beryllium	<0.00020		0.0500	0.0561		mg/L		112	75 - 125	4	20
Boron	0.026	J	0.400	0.458		mg/L		108	75 - 125	3	20
Cadmium	<0.000078		0.0500	0.0548		mg/L		110	75 - 125	4	20
Calcium	28		5.00	33.1	4	mg/L		94	75 - 125	4	20
Chromium	<0.0012		0.100	0.106		mg/L		106	75 - 125	3	20
Cobalt	<0.00022		0.0500	0.0543		mg/L		109	75 - 125	3	20
Copper	<0.0011		0.101	0.109		mg/L		108	75 - 125	3	20
Lead	<0.00021		0.500	0.510		mg/L		102	75 - 125	4	20
Nickel	<0.00042		0.100	0.108		mg/L		108	75 - 125	2	20
Selenium	<0.00099		0.100	0.105		mg/L		105	75 - 125	2	20
Silver	<0.00039		0.0500	0.0538		mg/L		108	75 - 125	5	20
Thallium	<0.00026		0.0500	0.0528		mg/L		106	75 - 125	4	20
Vanadium	<0.00063		0.100	0.104		mg/L		104	75 - 125	4	20
Zinc	0.0080		0.100	0.119		mg/L		111	75 - 125	2	20

Lab Sample ID: MB 680-851709/1-A
Matrix: Water
Analysis Batch: 851998

Client Sample ID: Method Blank
Prep Type: Total Recoverable
Prep Batch: 851709

Analyte	MB Result	MB Qualifier	RL	MDL	Unit	D	Prepared	Analyzed	Dil Fac
Antimony	<0.00034		0.0020	0.00034	mg/L		08/16/24 04:58	08/16/24 17:39	1
Arsenic	<0.00086		0.0010	0.00086	mg/L		08/16/24 04:58	08/16/24 17:39	1
Barium	<0.00089		0.010	0.00089	mg/L		08/16/24 04:58	08/16/24 17:39	1
Beryllium	<0.00020		0.0025	0.00020	mg/L		08/16/24 04:58	08/16/24 17:39	1
Boron	<0.022		0.080	0.022	mg/L		08/16/24 04:58	08/16/24 17:39	1
Cadmium	<0.000078		0.0025	0.000078	mg/L		08/16/24 04:58	08/16/24 17:39	1
Calcium	<0.14		0.50	0.14	mg/L		08/16/24 04:58	08/16/24 17:39	1
Chromium	<0.0012		0.0020	0.0012	mg/L		08/16/24 04:58	08/16/24 17:39	1
Cobalt	<0.00022		0.0025	0.00022	mg/L		08/16/24 04:58	08/16/24 17:39	1

Method: 6020B - Metals (ICP/MS) (Continued)

Lab Sample ID: MB 680-851709/1-A
Matrix: Water
Analysis Batch: 851998

Client Sample ID: Method Blank
Prep Type: Total Recoverable
Prep Batch: 851709

Analyte	MB Result	MB Qualifier	RL	MDL	Unit	D	Prepared	Analyzed	Dil Fac
Copper	<0.0011		0.0020	0.0011	mg/L		08/16/24 04:58	08/16/24 17:39	1
Lead	<0.00021		0.0010	0.00021	mg/L		08/16/24 04:58	08/16/24 17:39	1
Nickel	<0.00042		0.0010	0.00042	mg/L		08/16/24 04:58	08/16/24 17:39	1
Selenium	<0.00099		0.0050	0.00099	mg/L		08/16/24 04:58	08/16/24 17:39	1
Silver	<0.00039		0.0010	0.00039	mg/L		08/16/24 04:58	08/16/24 17:39	1
Thallium	<0.00026		0.0010	0.00026	mg/L		08/16/24 04:58	08/16/24 17:39	1
Vanadium	<0.00063		0.0020	0.00063	mg/L		08/16/24 04:58	08/16/24 17:39	1
Zinc	<0.0028		0.0050	0.0028	mg/L		08/16/24 04:58	08/16/24 17:39	1

Lab Sample ID: LCS 680-851709/2-A
Matrix: Water
Analysis Batch: 851998

Client Sample ID: Lab Control Sample
Prep Type: Total Recoverable
Prep Batch: 851709

Analyte	Spike Added	LCS Result	LCS Qualifier	Unit	D	%Rec	%Rec Limits
Antimony	0.0500	0.0485		mg/L		97	80 - 120
Arsenic	0.100	0.104		mg/L		104	80 - 120
Barium	0.100	0.0986		mg/L		99	80 - 120
Beryllium	0.0500	0.0505		mg/L		101	80 - 120
Boron	0.400	0.384		mg/L		96	80 - 120
Cadmium	0.0500	0.0510		mg/L		102	80 - 120
Calcium	5.00	5.04		mg/L		101	80 - 120
Chromium	0.100	0.102		mg/L		102	80 - 120
Cobalt	0.0500	0.0527		mg/L		105	80 - 120
Copper	0.101	0.106		mg/L		105	80 - 120
Lead	0.500	0.473		mg/L		95	80 - 120
Nickel	0.100	0.105		mg/L		105	80 - 120
Selenium	0.100	0.100		mg/L		100	80 - 120
Silver	0.0500	0.0506		mg/L		101	80 - 120
Thallium	0.0500	0.0490		mg/L		98	80 - 120
Vanadium	0.100	0.0999		mg/L		100	80 - 120
Zinc	0.100	0.104		mg/L		104	80 - 120

Lab Sample ID: 680-254674-D-1-B MS
Matrix: Water
Analysis Batch: 851998

Client Sample ID: Matrix Spike
Prep Type: Total Recoverable
Prep Batch: 851709

Analyte	Sample Result	Sample Qualifier	Spike Added	MS Result	MS Qualifier	Unit	D	%Rec	%Rec Limits
Antimony	<0.00034		0.0500	0.0523		mg/L		105	75 - 125
Arsenic	<0.00086		0.100	0.107		mg/L		107	75 - 125
Barium	0.048		0.100	0.154		mg/L		106	75 - 125
Beryllium	<0.00020		0.0500	0.0555		mg/L		111	75 - 125
Boron	0.029	J	0.400	0.431		mg/L		101	75 - 125
Cadmium	<0.000078		0.0500	0.0543		mg/L		109	75 - 125
Calcium	28		5.00	33.0	4	mg/L		96	75 - 125
Chromium	<0.0012		0.100	0.109		mg/L		109	75 - 125
Cobalt	<0.00022		0.0500	0.0545		mg/L		109	75 - 125
Copper	<0.0011		0.101	0.108		mg/L		107	75 - 125
Lead	<0.00021		0.500	0.500		mg/L		100	75 - 125
Nickel	<0.00042		0.100	0.113		mg/L		113	75 - 125

Method: 6020B - Metals (ICP/MS) (Continued)

Lab Sample ID: 680-254674-D-1-B MS
Matrix: Water
Analysis Batch: 851998

Client Sample ID: Matrix Spike
Prep Type: Total Recoverable
Prep Batch: 851709

Analyte	Sample Result	Sample Qualifier	Spike Added	MS Result	MS Qualifier	Unit	D	%Rec	%Rec Limits
Selenium	<0.00099		0.100	0.104		mg/L		104	75 - 125
Silver	<0.00039		0.0500	0.0531		mg/L		106	75 - 125
Thallium	<0.00026		0.0500	0.0518		mg/L		104	75 - 125
Vanadium	<0.00063		0.100	0.104		mg/L		104	75 - 125
Zinc	<0.0028		0.100	0.112		mg/L		112	75 - 125

Lab Sample ID: 680-254674-D-1-C MSD
Matrix: Water
Analysis Batch: 851998

Client Sample ID: Matrix Spike Duplicate
Prep Type: Total Recoverable
Prep Batch: 851709

Analyte	Sample Result	Sample Qualifier	Spike Added	MSD Result	MSD Qualifier	Unit	D	%Rec	%Rec Limits	RPD	RPD Limit
Antimony	<0.00034		0.0500	0.0533		mg/L		107	75 - 125	2	20
Arsenic	<0.00086		0.100	0.110		mg/L		110	75 - 125	3	20
Barium	0.048		0.100	0.158		mg/L		110	75 - 125	3	20
Beryllium	<0.00020		0.0500	0.0572		mg/L		114	75 - 125	3	20
Boron	0.029	J	0.400	0.440		mg/L		103	75 - 125	2	20
Cadmium	<0.000078		0.0500	0.0559		mg/L		112	75 - 125	3	20
Calcium	28		5.00	34.2	4	mg/L		120	75 - 125	4	20
Chromium	<0.0012		0.100	0.109		mg/L		109	75 - 125	0	20
Cobalt	<0.00022		0.0500	0.0558		mg/L		112	75 - 125	2	20
Copper	<0.0011		0.101	0.112		mg/L		111	75 - 125	3	20
Lead	<0.00021		0.500	0.512		mg/L		102	75 - 125	2	20
Nickel	<0.00042		0.100	0.109		mg/L		109	75 - 125	3	20
Selenium	<0.00099		0.100	0.106		mg/L		106	75 - 125	2	20
Silver	<0.00039		0.0500	0.0533		mg/L		107	75 - 125	0	20
Thallium	<0.00026		0.0500	0.0530		mg/L		106	75 - 125	2	20
Vanadium	<0.00063		0.100	0.107		mg/L		107	75 - 125	2	20
Zinc	<0.0028		0.100	0.113		mg/L		113	75 - 125	1	20

Lab Sample ID: MB 680-851710/1-A
Matrix: Water
Analysis Batch: 851998

Client Sample ID: Method Blank
Prep Type: Total Recoverable
Prep Batch: 851710

Analyte	MB Result	MB Qualifier	RL	MDL	Unit	D	Prepared	Analyzed	Dil Fac
Antimony	<0.00034		0.0020	0.00034	mg/L		08/16/24 04:58	08/16/24 19:26	1
Arsenic	<0.00086		0.0010	0.00086	mg/L		08/16/24 04:58	08/16/24 19:26	1
Barium	<0.00089		0.010	0.00089	mg/L		08/16/24 04:58	08/16/24 19:26	1
Beryllium	<0.00020		0.0025	0.00020	mg/L		08/16/24 04:58	08/16/24 19:26	1
Boron	<0.022		0.080	0.022	mg/L		08/16/24 04:58	08/16/24 19:26	1
Cadmium	<0.000078		0.0025	0.000078	mg/L		08/16/24 04:58	08/16/24 19:26	1
Calcium	<0.14		0.50	0.14	mg/L		08/16/24 04:58	08/16/24 19:26	1
Chromium	<0.0012		0.0020	0.0012	mg/L		08/16/24 04:58	08/16/24 19:26	1
Cobalt	<0.00022		0.0025	0.00022	mg/L		08/16/24 04:58	08/16/24 19:26	1
Copper	<0.0011		0.0020	0.0011	mg/L		08/16/24 04:58	08/16/24 19:26	1
Lead	<0.00021		0.0010	0.00021	mg/L		08/16/24 04:58	08/16/24 19:26	1
Nickel	<0.00042		0.0010	0.00042	mg/L		08/16/24 04:58	08/16/24 19:26	1
Selenium	<0.00099		0.0050	0.00099	mg/L		08/16/24 04:58	08/16/24 19:26	1
Silver	<0.00039		0.0010	0.00039	mg/L		08/16/24 04:58	08/16/24 19:26	1
Thallium	<0.00026		0.0010	0.00026	mg/L		08/16/24 04:58	08/16/24 19:26	1

Method: 6020B - Metals (ICP/MS) (Continued)

Lab Sample ID: MB 680-851710/1-A
Matrix: Water
Analysis Batch: 851998

Client Sample ID: Method Blank
Prep Type: Total Recoverable
Prep Batch: 851710

Analyte	MB Result	MB Qualifier	RL	MDL	Unit	D	Prepared	Analyzed	Dil Fac
Vanadium	<0.00063		0.0020	0.00063	mg/L		08/16/24 04:58	08/16/24 19:26	1
Zinc	<0.0028		0.0050	0.0028	mg/L		08/16/24 04:58	08/16/24 19:26	1

Lab Sample ID: LCS 680-851710/2-A
Matrix: Water
Analysis Batch: 851998

Client Sample ID: Lab Control Sample
Prep Type: Total Recoverable
Prep Batch: 851710

Analyte	Spike Added	LCS Result	LCS Qualifier	Unit	D	%Rec	%Rec Limits
Antimony	0.0500	0.0502		mg/L		100	80 - 120
Arsenic	0.100	0.104		mg/L		104	80 - 120
Barium	0.100	0.101		mg/L		101	80 - 120
Beryllium	0.0500	0.0520		mg/L		104	80 - 120
Boron	0.400	0.385		mg/L		96	80 - 120
Cadmium	0.0500	0.0526		mg/L		105	80 - 120
Calcium	5.00	5.11		mg/L		102	80 - 120
Chromium	0.100	0.103		mg/L		103	80 - 120
Cobalt	0.0500	0.0529		mg/L		106	80 - 120
Copper	0.101	0.107		mg/L		106	80 - 120
Lead	0.500	0.484		mg/L		97	80 - 120
Nickel	0.100	0.105		mg/L		105	80 - 120
Selenium	0.100	0.102		mg/L		102	80 - 120
Silver	0.0500	0.0505		mg/L		101	80 - 120
Thallium	0.0500	0.0500		mg/L		100	80 - 120
Vanadium	0.100	0.100		mg/L		100	80 - 120
Zinc	0.100	0.105		mg/L		105	80 - 120

Lab Sample ID: 680-254676-11 MS
Matrix: Water
Analysis Batch: 851998

Client Sample ID: MCI-LF4-FD-04
Prep Type: Total Recoverable
Prep Batch: 851710

Analyte	Sample Result	Sample Qualifier	Spike Added	MS Result	MS Qualifier	Unit	D	%Rec	%Rec Limits
Antimony	<0.00034		0.0500	0.0509		mg/L		102	75 - 125
Arsenic	<0.00086		0.100	0.104		mg/L		104	75 - 125
Barium	0.015		0.100	0.115		mg/L		100	75 - 125
Beryllium	<0.00020		0.0500	0.0525		mg/L		105	75 - 125
Boron	<0.022		0.400	0.412		mg/L		103	75 - 125
Cadmium	0.00013	J	0.0500	0.0530		mg/L		106	75 - 125
Calcium	1.6		5.00	6.49		mg/L		97	75 - 125
Chromium	0.0015	J	0.100	0.104		mg/L		102	75 - 125
Cobalt	0.00072	J	0.0500	0.0536		mg/L		106	75 - 125
Copper	<0.0011		0.101	0.107		mg/L		106	75 - 125
Lead	<0.00021		0.500	0.487		mg/L		97	75 - 125
Nickel	0.00084	J	0.100	0.104		mg/L		103	75 - 125
Selenium	<0.00099		0.100	0.103		mg/L		103	75 - 125
Silver	<0.00039		0.0500	0.0510		mg/L		102	75 - 125
Thallium	<0.00026		0.0500	0.0501		mg/L		100	75 - 125
Vanadium	<0.00063		0.100	0.0997		mg/L		100	75 - 125
Zinc	<0.0028		0.100	0.109		mg/L		109	75 - 125

Method: 6020B - Metals (ICP/MS) (Continued)

Lab Sample ID: 680-254676-11 MSD
Matrix: Water
Analysis Batch: 851998

Client Sample ID: MCI-LF4-FD-04
Prep Type: Total Recoverable
Prep Batch: 851710

Analyte	Sample Result	Sample Qualifier	Spike Added	MSD Result	MSD Qualifier	Unit	D	%Rec	%Rec Limits	RPD	RPD Limit
Antimony	<0.00034		0.0500	0.0499		mg/L		100	75 - 125	2	20
Arsenic	<0.00086		0.100	0.102		mg/L		102	75 - 125	1	20
Barium	0.015		0.100	0.113		mg/L		98	75 - 125	2	20
Beryllium	<0.00020		0.0500	0.0529		mg/L		106	75 - 125	1	20
Boron	<0.022		0.400	0.408		mg/L		102	75 - 125	1	20
Cadmium	0.00013	J	0.0500	0.0526		mg/L		105	75 - 125	1	20
Calcium	1.6		5.00	6.39		mg/L		95	75 - 125	1	20
Chromium	0.0015	J	0.100	0.101		mg/L		99	75 - 125	2	20
Cobalt	0.00072	J	0.0500	0.0524		mg/L		103	75 - 125	2	20
Copper	<0.0011		0.101	0.106		mg/L		105	75 - 125	1	20
Lead	<0.00021		0.500	0.482		mg/L		96	75 - 125	1	20
Nickel	0.00084	J	0.100	0.103		mg/L		102	75 - 125	1	20
Selenium	<0.00099		0.100	0.102		mg/L		102	75 - 125	1	20
Silver	<0.00039		0.0500	0.0509		mg/L		102	75 - 125	0	20
Thallium	<0.00026		0.0500	0.0498		mg/L		100	75 - 125	1	20
Vanadium	<0.00063		0.100	0.0978		mg/L		98	75 - 125	2	20
Zinc	<0.0028		0.100	0.108		mg/L		108	75 - 125	1	20

Method: 2540C-2011 - Total Dissolved Solids (Dried at 180 °C)

Lab Sample ID: MB 680-851847/1
Matrix: Water
Analysis Batch: 851847

Client Sample ID: Method Blank
Prep Type: Total/NA

Analyte	MB Result	MB Qualifier	RL	MDL	Unit	D	Prepared	Analyzed	Dil Fac
Total Dissolved Solids	<10		10	10	mg/L			08/16/24 12:10	1

Lab Sample ID: LCS 680-851847/2
Matrix: Water
Analysis Batch: 851847

Client Sample ID: Lab Control Sample
Prep Type: Total/NA

Analyte	Spike Added	LCS Result	LCS Qualifier	Unit	D	%Rec	%Rec Limits
Total Dissolved Solids	2440	2420		mg/L		99	80 - 120

Lab Sample ID: LCSD 680-851847/3
Matrix: Water
Analysis Batch: 851847

Client Sample ID: Lab Control Sample Dup
Prep Type: Total/NA

Analyte	Spike Added	LCSD Result	LCSD Qualifier	Unit	D	%Rec	%Rec Limits	RPD	RPD Limit
Total Dissolved Solids	2440	2380		mg/L		98	80 - 120	2	25

Lab Sample ID: 680-254589-C-5 DU
Matrix: Water
Analysis Batch: 851847

Client Sample ID: Duplicate
Prep Type: Total/NA

Analyte	Sample Result	Sample Qualifier	DU Result	DU Qualifier	Unit	D	RPD	RPD Limit
Total Dissolved Solids	200		190		mg/L		3	5

Method: 2540C-2011 - Total Dissolved Solids (Dried at 180 °C) (Continued)

Lab Sample ID: MB 680-852128/1
Matrix: Water
Analysis Batch: 852128

Client Sample ID: Method Blank
Prep Type: Total/NA

Analyte	MB Result	MB Qualifier	RL	MDL	Unit	D	Prepared	Analyzed	Dil Fac
Total Dissolved Solids	<10		10	10	mg/L			08/19/24 14:33	1

Lab Sample ID: LCS 680-852128/2
Matrix: Water
Analysis Batch: 852128

Client Sample ID: Lab Control Sample
Prep Type: Total/NA

Analyte	Spike Added	LCS Result	LCS Qualifier	Unit	D	%Rec	%Rec Limits
Total Dissolved Solids	2440	2430		mg/L		100	80 - 120

Lab Sample ID: LCSD 680-852128/3
Matrix: Water
Analysis Batch: 852128

Client Sample ID: Lab Control Sample Dup
Prep Type: Total/NA

Analyte	Spike Added	LCSD Result	LCSD Qualifier	Unit	D	%Rec	%Rec Limits	RPD	RPD Limit
Total Dissolved Solids	2440	2390		mg/L		98	80 - 120	2	25

Lab Sample ID: 680-254676-13 DU
Matrix: Water
Analysis Batch: 852128

Client Sample ID: MCI-GWC-10
Prep Type: Total/NA

Analyte	Sample Result	Sample Qualifier	DU Result	DU Qualifier	Unit	D	RPD	RPD Limit
Total Dissolved Solids	120		122		mg/L		2	5

Lab Sample ID: MB 680-852498/1
Matrix: Water
Analysis Batch: 852498

Client Sample ID: Method Blank
Prep Type: Total/NA

Analyte	MB Result	MB Qualifier	RL	MDL	Unit	D	Prepared	Analyzed	Dil Fac
Total Dissolved Solids	<10		10	10	mg/L			08/21/24 12:57	1

Lab Sample ID: LCS 680-852498/2
Matrix: Water
Analysis Batch: 852498

Client Sample ID: Lab Control Sample
Prep Type: Total/NA

Analyte	Spike Added	LCS Result	LCS Qualifier	Unit	D	%Rec	%Rec Limits
Total Dissolved Solids	2440	2420		mg/L		99	80 - 120

Lab Sample ID: LCSD 680-852498/3
Matrix: Water
Analysis Batch: 852498

Client Sample ID: Lab Control Sample Dup
Prep Type: Total/NA

Analyte	Spike Added	LCSD Result	LCSD Qualifier	Unit	D	%Rec	%Rec Limits	RPD	RPD Limit
Total Dissolved Solids	2440	2400		mg/L		98	80 - 120	1	25

Lab Sample ID: 752-23008-E-1 DU
Matrix: Water
Analysis Batch: 852498

Client Sample ID: Duplicate
Prep Type: Total/NA

Analyte	Sample Result	Sample Qualifier	DU Result	DU Qualifier	Unit	D	RPD	RPD Limit
Total Dissolved Solids	230		224		mg/L		2	5

HPLC/IC

Analysis Batch: 853392

Lab Sample ID	Client Sample ID	Prep Type	Matrix	Method	Prep Batch
680-254593-1	MCI-GWA-4A	Total/NA	Water	300.0-1993 R2.1	
680-254593-2	MCI-GWA-16	Total/NA	Water	300.0-1993 R2.1	
680-254593-3	MCI-GWA-15	Total/NA	Water	300.0-1993 R2.1	
680-254593-4	MCI-GWA-14	Total/NA	Water	300.0-1993 R2.1	
680-254593-5	MCI-GWA-13	Total/NA	Water	300.0-1993 R2.1	
680-254593-6	MCI-GWC-17	Total/NA	Water	300.0-1993 R2.1	
680-254593-7	MCI-GWA-3	Total/NA	Water	300.0-1993 R2.1	
680-254593-9	MCI-LF4-GWA-5	Total/NA	Water	300.0-1993 R2.1	
MB 680-853392/2	Method Blank	Total/NA	Water	300.0-1993 R2.1	
LCS 680-853392/3	Lab Control Sample	Total/NA	Water	300.0-1993 R2.1	
LCSD 680-853392/4	Lab Control Sample Dup	Total/NA	Water	300.0-1993 R2.1	
680-254593-3 MS	MCI-GWA-15	Total/NA	Water	300.0-1993 R2.1	
680-254593-3 MSD	MCI-GWA-15	Total/NA	Water	300.0-1993 R2.1	

Analysis Batch: 853581

Lab Sample ID	Client Sample ID	Prep Type	Matrix	Method	Prep Batch
680-254676-1	MCI-GWC-18	Total/NA	Water	300.0-1993 R2.1	
680-254676-2	MCI-LF4-EB-07	Total/NA	Water	300.0-1993 R2.1	
680-254676-3	MCI-LF4-FB-05	Total/NA	Water	300.0-1993 R2.1	
680-254676-4	MCI-GWC-19	Total/NA	Water	300.0-1993 R2.1	
680-254676-5	MCI-GWC-11	Total/NA	Water	300.0-1993 R2.1	
680-254676-6	MCI-LF4-EB-08	Total/NA	Water	300.0-1993 R2.1	
680-254676-7	MCI-GWC-12	Total/NA	Water	300.0-1993 R2.1	
680-254676-8	MCI-LF4-GWC-1	Total/NA	Water	300.0-1993 R2.1	
680-254676-9	MCI-LF4-FB-06	Total/NA	Water	300.0-1993 R2.1	
680-254676-10	MCI-LF4-FD-03	Total/NA	Water	300.0-1993 R2.1	
680-254676-11	MCI-LF4-FD-04	Total/NA	Water	300.0-1993 R2.1	
680-254676-12	MCI-GWC-9	Total/NA	Water	300.0-1993 R2.1	
680-254676-13	MCI-GWC-10	Total/NA	Water	300.0-1993 R2.1	
680-254676-14	MCI-GWC-20	Total/NA	Water	300.0-1993 R2.1	
680-254676-15	MCI-GWC-21	Total/NA	Water	300.0-1993 R2.1	
MB 680-853581/35	Method Blank	Total/NA	Water	300.0-1993 R2.1	
LCS 680-853581/37	Lab Control Sample	Total/NA	Water	300.0-1993 R2.1	
LCSD 680-853581/38	Lab Control Sample Dup	Total/NA	Water	300.0-1993 R2.1	
680-254676-1 MS	MCI-GWC-18	Total/NA	Water	300.0-1993 R2.1	
680-254676-1 MSD	MCI-GWC-18	Total/NA	Water	300.0-1993 R2.1	
680-254676-10 MS	MCI-LF4-FD-03	Total/NA	Water	300.0-1993 R2.1	
680-254676-10 MSD	MCI-LF4-FD-03	Total/NA	Water	300.0-1993 R2.1	

Analysis Batch: 853666

Lab Sample ID	Client Sample ID	Prep Type	Matrix	Method	Prep Batch
680-254676-16	MCI-GWC-23	Total/NA	Water	300.0-1993 R2.1	
680-254698-1	MCI-LF4-GWA-2	Total/NA	Water	300.0-1993 R2.1	
MB 680-853666/10	Method Blank	Total/NA	Water	300.0-1993 R2.1	
LCS 680-853666/11	Lab Control Sample	Total/NA	Water	300.0-1993 R2.1	
LCSD 680-853666/12	Lab Control Sample Dup	Total/NA	Water	300.0-1993 R2.1	
752-23223-B-1 MS	Matrix Spike	Total/NA	Water	300.0-1993 R2.1	
752-23223-B-1 MSD	Matrix Spike Duplicate	Total/NA	Water	300.0-1993 R2.1	

Metals

Prep Batch: 851336

Lab Sample ID	Client Sample ID	Prep Type	Matrix	Method	Prep Batch
680-254593-1	MCI-GWA-4A	Total Recoverable	Water	3005A	
680-254593-2	MCI-GWA-16	Total Recoverable	Water	3005A	
680-254593-3	MCI-GWA-15	Total Recoverable	Water	3005A	
680-254593-4	MCI-GWA-14	Total Recoverable	Water	3005A	
680-254593-5	MCI-GWA-13	Total Recoverable	Water	3005A	
680-254593-6	MCI-GWC-17	Total Recoverable	Water	3005A	
680-254593-7	MCI-GWA-3	Total Recoverable	Water	3005A	
680-254593-9	MCI-LF4-GWA-5	Total Recoverable	Water	3005A	
MB 680-851336/1-A	Method Blank	Total Recoverable	Water	3005A	
LCS 680-851336/2-A	Lab Control Sample	Total Recoverable	Water	3005A	
680-254589-D-1-B MS	Matrix Spike	Total Recoverable	Water	3005A	
680-254589-D-1-C MSD	Matrix Spike Duplicate	Total Recoverable	Water	3005A	

Prep Batch: 851709

Lab Sample ID	Client Sample ID	Prep Type	Matrix	Method	Prep Batch
680-254676-1	MCI-GWC-18	Total Recoverable	Water	3005A	
680-254676-2	MCI-LF4-EB-07	Total Recoverable	Water	3005A	
680-254676-3	MCI-LF4-FB-05	Total Recoverable	Water	3005A	
680-254676-4	MCI-GWC-19	Total Recoverable	Water	3005A	
680-254676-5	MCI-GWC-11	Total Recoverable	Water	3005A	
680-254676-6	MCI-LF4-EB-08	Total Recoverable	Water	3005A	
680-254676-7	MCI-GWC-12	Total Recoverable	Water	3005A	
680-254676-8	MCI-LF4-GWC-1	Total Recoverable	Water	3005A	
680-254676-9	MCI-LF4-FB-06	Total Recoverable	Water	3005A	
680-254676-10	MCI-LF4-FD-03	Total Recoverable	Water	3005A	
MB 680-851709/1-A	Method Blank	Total Recoverable	Water	3005A	
LCS 680-851709/2-A	Lab Control Sample	Total Recoverable	Water	3005A	
680-254674-D-1-B MS	Matrix Spike	Total Recoverable	Water	3005A	
680-254674-D-1-C MSD	Matrix Spike Duplicate	Total Recoverable	Water	3005A	

Prep Batch: 851710

Lab Sample ID	Client Sample ID	Prep Type	Matrix	Method	Prep Batch
680-254676-11	MCI-LF4-FD-04	Total Recoverable	Water	3005A	
680-254676-12	MCI-GWC-9	Total Recoverable	Water	3005A	
680-254676-13	MCI-GWC-10	Total Recoverable	Water	3005A	
680-254676-14	MCI-GWC-20	Total Recoverable	Water	3005A	
680-254676-15	MCI-GWC-21	Total Recoverable	Water	3005A	
680-254676-16	MCI-GWC-23	Total Recoverable	Water	3005A	
680-254698-1	MCI-LF4-GWA-2	Total Recoverable	Water	3005A	
MB 680-851710/1-A	Method Blank	Total Recoverable	Water	3005A	
LCS 680-851710/2-A	Lab Control Sample	Total Recoverable	Water	3005A	
680-254676-11 MS	MCI-LF4-FD-04	Total Recoverable	Water	3005A	
680-254676-11 MSD	MCI-LF4-FD-04	Total Recoverable	Water	3005A	

Analysis Batch: 851728

Lab Sample ID	Client Sample ID	Prep Type	Matrix	Method	Prep Batch
680-254593-1	MCI-GWA-4A	Total Recoverable	Water	6020B	851336
680-254593-2	MCI-GWA-16	Total Recoverable	Water	6020B	851336
680-254593-3	MCI-GWA-15	Total Recoverable	Water	6020B	851336
680-254593-4	MCI-GWA-14	Total Recoverable	Water	6020B	851336
680-254593-5	MCI-GWA-13	Total Recoverable	Water	6020B	851336

Metals (Continued)

Analysis Batch: 851728 (Continued)

Lab Sample ID	Client Sample ID	Prep Type	Matrix	Method	Prep Batch
680-254593-6	MCI-GWC-17	Total Recoverable	Water	6020B	851336
680-254593-7	MCI-GWA-3	Total Recoverable	Water	6020B	851336
680-254593-9	MCI-LF4-GWA-5	Total Recoverable	Water	6020B	851336
MB 680-851336/1-A	Method Blank	Total Recoverable	Water	6020B	851336
LCS 680-851336/2-A	Lab Control Sample	Total Recoverable	Water	6020B	851336
680-254589-D-1-B MS	Matrix Spike	Total Recoverable	Water	6020B	851336
680-254589-D-1-C MSD	Matrix Spike Duplicate	Total Recoverable	Water	6020B	851336

Analysis Batch: 851998

Lab Sample ID	Client Sample ID	Prep Type	Matrix	Method	Prep Batch
680-254676-1	MCI-GWC-18	Total Recoverable	Water	6020B	851709
680-254676-2	MCI-LF4-EB-07	Total Recoverable	Water	6020B	851709
680-254676-3	MCI-LF4-FB-05	Total Recoverable	Water	6020B	851709
680-254676-4	MCI-GWC-19	Total Recoverable	Water	6020B	851709
680-254676-5	MCI-GWC-11	Total Recoverable	Water	6020B	851709
680-254676-6	MCI-LF4-EB-08	Total Recoverable	Water	6020B	851709
680-254676-7	MCI-GWC-12	Total Recoverable	Water	6020B	851709
680-254676-8	MCI-LF4-GWC-1	Total Recoverable	Water	6020B	851709
680-254676-9	MCI-LF4-FB-06	Total Recoverable	Water	6020B	851709
680-254676-10	MCI-LF4-FD-03	Total Recoverable	Water	6020B	851709
680-254676-11	MCI-LF4-FD-04	Total Recoverable	Water	6020B	851710
680-254676-12	MCI-GWC-9	Total Recoverable	Water	6020B	851710
680-254676-13	MCI-GWC-10	Total Recoverable	Water	6020B	851710
680-254676-14	MCI-GWC-20	Total Recoverable	Water	6020B	851710
680-254676-15	MCI-GWC-21	Total Recoverable	Water	6020B	851710
680-254676-16	MCI-GWC-23	Total Recoverable	Water	6020B	851710
680-254698-1	MCI-LF4-GWA-2	Total Recoverable	Water	6020B	851710
MB 680-851709/1-A	Method Blank	Total Recoverable	Water	6020B	851709
MB 680-851710/1-A	Method Blank	Total Recoverable	Water	6020B	851710
LCS 680-851709/2-A	Lab Control Sample	Total Recoverable	Water	6020B	851709
LCS 680-851710/2-A	Lab Control Sample	Total Recoverable	Water	6020B	851710
680-254674-D-1-B MS	Matrix Spike	Total Recoverable	Water	6020B	851709
680-254674-D-1-C MSD	Matrix Spike Duplicate	Total Recoverable	Water	6020B	851709
680-254676-11 MS	MCI-LF4-FD-04	Total Recoverable	Water	6020B	851710
680-254676-11 MSD	MCI-LF4-FD-04	Total Recoverable	Water	6020B	851710

General Chemistry

Analysis Batch: 851847

Lab Sample ID	Client Sample ID	Prep Type	Matrix	Method	Prep Batch
680-254593-1	MCI-GWA-4A	Total/NA	Water	2540C-2011	
680-254593-2	MCI-GWA-16	Total/NA	Water	2540C-2011	
680-254593-3	MCI-GWA-15	Total/NA	Water	2540C-2011	
680-254593-4	MCI-GWA-14	Total/NA	Water	2540C-2011	
680-254593-5	MCI-GWA-13	Total/NA	Water	2540C-2011	
680-254593-6	MCI-GWC-17	Total/NA	Water	2540C-2011	
680-254593-7	MCI-GWA-3	Total/NA	Water	2540C-2011	
680-254593-9	MCI-LF4-GWA-5	Total/NA	Water	2540C-2011	
MB 680-851847/1	Method Blank	Total/NA	Water	2540C-2011	
LCS 680-851847/2	Lab Control Sample	Total/NA	Water	2540C-2011	
LCSD 680-851847/3	Lab Control Sample Dup	Total/NA	Water	2540C-2011	

General Chemistry (Continued)

Analysis Batch: 851847 (Continued)

Lab Sample ID	Client Sample ID	Prep Type	Matrix	Method	Prep Batch
680-254589-C-5 DU	Duplicate	Total/NA	Water	2540C-2011	

Analysis Batch: 852128

Lab Sample ID	Client Sample ID	Prep Type	Matrix	Method	Prep Batch
680-254676-1	MCI-GWC-18	Total/NA	Water	2540C-2011	
680-254676-2	MCI-LF4-EB-07	Total/NA	Water	2540C-2011	
680-254676-3	MCI-LF4-FB-05	Total/NA	Water	2540C-2011	
680-254676-4	MCI-GWC-19	Total/NA	Water	2540C-2011	
680-254676-5	MCI-GWC-11	Total/NA	Water	2540C-2011	
680-254676-6	MCI-LF4-EB-08	Total/NA	Water	2540C-2011	
680-254676-7	MCI-GWC-12	Total/NA	Water	2540C-2011	
680-254676-8	MCI-LF4-GWC-1	Total/NA	Water	2540C-2011	
680-254676-9	MCI-LF4-FB-06	Total/NA	Water	2540C-2011	
680-254676-10	MCI-LF4-FD-03	Total/NA	Water	2540C-2011	
680-254676-11	MCI-LF4-FD-04	Total/NA	Water	2540C-2011	
680-254676-12	MCI-GWC-9	Total/NA	Water	2540C-2011	
680-254676-13	MCI-GWC-10	Total/NA	Water	2540C-2011	
680-254676-14	MCI-GWC-20	Total/NA	Water	2540C-2011	
680-254676-15	MCI-GWC-21	Total/NA	Water	2540C-2011	
MB 680-852128/1	Method Blank	Total/NA	Water	2540C-2011	
LCS 680-852128/2	Lab Control Sample	Total/NA	Water	2540C-2011	
LCSD 680-852128/3	Lab Control Sample Dup	Total/NA	Water	2540C-2011	
680-254676-13 DU	MCI-GWC-10	Total/NA	Water	2540C-2011	

Analysis Batch: 852498

Lab Sample ID	Client Sample ID	Prep Type	Matrix	Method	Prep Batch
680-254676-16	MCI-GWC-23	Total/NA	Water	2540C-2011	
680-254698-1	MCI-LF4-GWA-2	Total/NA	Water	2540C-2011	
MB 680-852498/1	Method Blank	Total/NA	Water	2540C-2011	
LCS 680-852498/2	Lab Control Sample	Total/NA	Water	2540C-2011	
LCSD 680-852498/3	Lab Control Sample Dup	Total/NA	Water	2540C-2011	
752-23008-E-1 DU	Duplicate	Total/NA	Water	2540C-2011	

Lab Chronicle

Client: Southern Company
Project/Site: Plant McIntosh Landfill 4

Job ID: 680-254593-1

Client Sample ID: MCI-GWA-4A

Lab Sample ID: 680-254593-1

Date Collected: 08/13/24 10:00
Matrix: Water
Date Received: 08/14/24 08:15

Prep Type	Batch Type	Batch Method	Run	Dil Factor	Initial Amount	Final Amount	Batch Number	Prepared or Analyzed	Analyst	Lab
Total/NA	Analysis	300.0-1993 R2.1		1	5 mL	5 mL	853392	08/27/24 16:24	KMB	EET SAV
	Instrument ID: CICP									
Total Recoverable	Prep	3005A			25 mL	125 mL	851336	08/14/24 10:53	RR	EET SAV
Total Recoverable	Analysis	6020B		1			851728	08/15/24 16:32	BWR	EET SAV
	Instrument ID: ICPMSD									
Total/NA	Analysis	2540C-2011		1	200 mL	200 mL	851847	08/16/24 12:10	PG	EET SAV
	Instrument ID: NOEQUIP									

Client Sample ID: MCI-GWA-16

Lab Sample ID: 680-254593-2

Date Collected: 08/13/24 11:15
Matrix: Water
Date Received: 08/14/24 08:15

Prep Type	Batch Type	Batch Method	Run	Dil Factor	Initial Amount	Final Amount	Batch Number	Prepared or Analyzed	Analyst	Lab
Total/NA	Analysis	300.0-1993 R2.1		1	5 mL	5 mL	853392	08/27/24 16:34	KMB	EET SAV
	Instrument ID: CICP									
Total Recoverable	Prep	3005A			25 mL	125 mL	851336	08/14/24 10:53	RR	EET SAV
Total Recoverable	Analysis	6020B		1			851728	08/15/24 16:35	BWR	EET SAV
	Instrument ID: ICPMSD									
Total/NA	Analysis	2540C-2011		1	200 mL	200 mL	851847	08/16/24 12:10	PG	EET SAV
	Instrument ID: NOEQUIP									

Client Sample ID: MCI-GWA-15

Lab Sample ID: 680-254593-3

Date Collected: 08/13/24 13:05
Matrix: Water
Date Received: 08/14/24 08:15

Prep Type	Batch Type	Batch Method	Run	Dil Factor	Initial Amount	Final Amount	Batch Number	Prepared or Analyzed	Analyst	Lab
Total/NA	Analysis	300.0-1993 R2.1		1	5 mL	5 mL	853392	08/27/24 17:20	KMB	EET SAV
	Instrument ID: CICP									
Total Recoverable	Prep	3005A			25 mL	125 mL	851336	08/14/24 10:53	RR	EET SAV
Total Recoverable	Analysis	6020B		1			851728	08/15/24 16:38	BWR	EET SAV
	Instrument ID: ICPMSD									
Total/NA	Analysis	2540C-2011		1	200 mL	200 mL	851847	08/16/24 12:10	PG	EET SAV
	Instrument ID: NOEQUIP									

Client Sample ID: MCI-GWA-14

Lab Sample ID: 680-254593-4

Date Collected: 08/13/24 14:00
Matrix: Water
Date Received: 08/14/24 08:15

Prep Type	Batch Type	Batch Method	Run	Dil Factor	Initial Amount	Final Amount	Batch Number	Prepared or Analyzed	Analyst	Lab
Total/NA	Analysis	300.0-1993 R2.1		1	5 mL	5 mL	853392	08/27/24 17:50	KMB	EET SAV
	Instrument ID: CICP									
Total Recoverable	Prep	3005A			25 mL	125 mL	851336	08/14/24 10:53	RR	EET SAV
Total Recoverable	Analysis	6020B		1			851728	08/15/24 16:40	BWR	EET SAV
	Instrument ID: ICPMSD									
Total/NA	Analysis	2540C-2011		1	200 mL	200 mL	851847	08/16/24 12:10	PG	EET SAV
	Instrument ID: NOEQUIP									

Client Sample ID: MCI-GWA-13

Lab Sample ID: 680-254593-5

Date Collected: 08/13/24 15:05

Matrix: Water

Date Received: 08/14/24 08:15

Prep Type	Batch Type	Batch Method	Run	Dil Factor	Initial Amount	Final Amount	Batch Number	Prepared or Analyzed	Analyst	Lab
Total/NA	Analysis	300.0-1993 R2.1		1	5 mL	5 mL	853392	08/27/24 17:59	KMB	EET SAV
	Instrument ID: CICP									
Total Recoverable	Prep	3005A			25 mL	125 mL	851336	08/14/24 10:53	RR	EET SAV
Total Recoverable	Analysis	6020B		1			851728	08/15/24 16:43	BWR	EET SAV
	Instrument ID: ICPMSD									
Total/NA	Analysis	2540C-2011		1	200 mL	200 mL	851847	08/16/24 12:10	PG	EET SAV
	Instrument ID: NOEQUIP									

Client Sample ID: MCI-GWC-17

Lab Sample ID: 680-254593-6

Date Collected: 08/13/24 16:10

Matrix: Water

Date Received: 08/14/24 08:15

Prep Type	Batch Type	Batch Method	Run	Dil Factor	Initial Amount	Final Amount	Batch Number	Prepared or Analyzed	Analyst	Lab
Total/NA	Analysis	300.0-1993 R2.1		1	5 mL	5 mL	853392	08/27/24 18:09	KMB	EET SAV
	Instrument ID: CICP									
Total Recoverable	Prep	3005A			25 mL	125 mL	851336	08/14/24 10:53	RR	EET SAV
Total Recoverable	Analysis	6020B		1			851728	08/15/24 16:46	BWR	EET SAV
	Instrument ID: ICPMSD									
Total/NA	Analysis	2540C-2011		1	200 mL	200 mL	851847	08/16/24 12:10	PG	EET SAV
	Instrument ID: NOEQUIP									

Client Sample ID: MCI-GWA-3

Lab Sample ID: 680-254593-7

Date Collected: 08/13/24 13:26

Matrix: Water

Date Received: 08/14/24 08:15

Prep Type	Batch Type	Batch Method	Run	Dil Factor	Initial Amount	Final Amount	Batch Number	Prepared or Analyzed	Analyst	Lab
Total/NA	Analysis	300.0-1993 R2.1		1	5 mL	5 mL	853392	08/27/24 18:19	KMB	EET SAV
	Instrument ID: CICP									
Total Recoverable	Prep	3005A			25 mL	125 mL	851336	08/14/24 10:53	RR	EET SAV
Total Recoverable	Analysis	6020B		1			851728	08/15/24 16:49	BWR	EET SAV
	Instrument ID: ICPMSD									
Total/NA	Analysis	2540C-2011		1	200 mL	200 mL	851847	08/16/24 12:10	PG	EET SAV
	Instrument ID: NOEQUIP									

Client Sample ID: MCI-LF4-GWA-5

Lab Sample ID: 680-254593-9

Date Collected: 08/13/24 11:25

Matrix: Water

Date Received: 08/14/24 08:15

Prep Type	Batch Type	Batch Method	Run	Dil Factor	Initial Amount	Final Amount	Batch Number	Prepared or Analyzed	Analyst	Lab
Total/NA	Analysis	300.0-1993 R2.1		1	5 mL	5 mL	853392	08/27/24 18:29	KMB	EET SAV
	Instrument ID: CICP									
Total Recoverable	Prep	3005A			25 mL	125 mL	851336	08/14/24 10:53	RR	EET SAV
Total Recoverable	Analysis	6020B		1			851728	08/15/24 16:54	BWR	EET SAV
	Instrument ID: ICPMSD									
Total/NA	Analysis	2540C-2011		1	200 mL	200 mL	851847	08/16/24 12:10	PG	EET SAV
	Instrument ID: NOEQUIP									

Client Sample ID: MCI-GWC-18

Lab Sample ID: 680-254676-1

Date Collected: 08/14/24 11:25

Matrix: Water

Date Received: 08/15/24 08:37

Prep Type	Batch Type	Batch Method	Run	Dil Factor	Initial Amount	Final Amount	Batch Number	Prepared or Analyzed	Analyst	Lab
Total/NA	Analysis	300.0-1993 R2.1		1	5 mL	5 mL	853581	08/27/24 22:26	KMB	EET SAV
	Instrument ID: CICP									
Total Recoverable	Prep	3005A			25 mL	125 mL	851709	08/16/24 04:58	RR	EET SAV
Total Recoverable	Analysis	6020B		1			851998	08/16/24 18:29	BWR	EET SAV
	Instrument ID: ICPMSD									
Total/NA	Analysis	2540C-2011		1	200 mL	200 mL	852128	08/19/24 14:33	PG	EET SAV
	Instrument ID: NOEQUIP									

Client Sample ID: MCI-LF4-EB-07

Lab Sample ID: 680-254676-2

Date Collected: 08/14/24 08:50

Matrix: Water

Date Received: 08/15/24 08:37

Prep Type	Batch Type	Batch Method	Run	Dil Factor	Initial Amount	Final Amount	Batch Number	Prepared or Analyzed	Analyst	Lab
Total/NA	Analysis	300.0-1993 R2.1		1	5 mL	5 mL	853581	08/27/24 22:55	KMB	EET SAV
	Instrument ID: CICP									
Total Recoverable	Prep	3005A			25 mL	125 mL	851709	08/16/24 04:58	RR	EET SAV
Total Recoverable	Analysis	6020B		1			851998	08/16/24 18:32	BWR	EET SAV
	Instrument ID: ICPMSD									
Total/NA	Analysis	2540C-2011		1	200 mL	200 mL	852128	08/19/24 14:33	PG	EET SAV
	Instrument ID: NOEQUIP									

Client Sample ID: MCI-LF4-FB-05

Lab Sample ID: 680-254676-3

Date Collected: 08/14/24 13:10

Matrix: Water

Date Received: 08/15/24 08:37

Prep Type	Batch Type	Batch Method	Run	Dil Factor	Initial Amount	Final Amount	Batch Number	Prepared or Analyzed	Analyst	Lab
Total/NA	Analysis	300.0-1993 R2.1		1	5 mL	5 mL	853581	08/27/24 23:05	KMB	EET SAV
	Instrument ID: CICP									
Total Recoverable	Prep	3005A			25 mL	125 mL	851709	08/16/24 04:58	RR	EET SAV
Total Recoverable	Analysis	6020B		1			851998	08/16/24 18:34	BWR	EET SAV
	Instrument ID: ICPMSD									
Total/NA	Analysis	2540C-2011		1	200 mL	200 mL	852128	08/19/24 14:33	PG	EET SAV
	Instrument ID: NOEQUIP									

Client Sample ID: MCI-GWC-19

Lab Sample ID: 680-254676-4

Date Collected: 08/14/24 13:50

Matrix: Water

Date Received: 08/15/24 08:37

Prep Type	Batch Type	Batch Method	Run	Dil Factor	Initial Amount	Final Amount	Batch Number	Prepared or Analyzed	Analyst	Lab
Total/NA	Analysis	300.0-1993 R2.1		1	5 mL	5 mL	853581	08/27/24 23:15	KMB	EET SAV
	Instrument ID: CICP									
Total Recoverable	Prep	3005A			25 mL	125 mL	851709	08/16/24 04:58	RR	EET SAV
Total Recoverable	Analysis	6020B		1			851998	08/16/24 18:37	BWR	EET SAV
	Instrument ID: ICPMSD									
Total/NA	Analysis	2540C-2011		1	200 mL	200 mL	852128	08/19/24 14:33	PG	EET SAV
	Instrument ID: NOEQUIP									

Lab Chronicle

Client: Southern Company
Project/Site: Plant McIntosh Landfill 4

Job ID: 680-254593-1

Client Sample ID: MCI-GWC-11

Lab Sample ID: 680-254676-5

Date Collected: 08/14/24 15:35
Matrix: Water
Date Received: 08/15/24 08:37

Prep Type	Batch Type	Batch Method	Run	Dil Factor	Initial Amount	Final Amount	Batch Number	Prepared or Analyzed	Analyst	Lab
Total/NA	Analysis	300.0-1993 R2.1		1	5 mL	5 mL	853581	08/27/24 23:25	KMB	EET SAV
	Instrument ID: CICP									
Total Recoverable	Prep	3005A			25 mL	125 mL	851709	08/16/24 04:58	RR	EET SAV
Total Recoverable	Analysis	6020B		1			851998	08/16/24 18:40	BWR	EET SAV
	Instrument ID: ICPMSD									
Total/NA	Analysis	2540C-2011		1	200 mL	200 mL	852128	08/19/24 14:33	PG	EET SAV
	Instrument ID: NOEQUIP									

Client Sample ID: MCI-LF4-EB-08

Lab Sample ID: 680-254676-6

Date Collected: 08/14/24 16:00
Matrix: Water
Date Received: 08/15/24 08:37

Prep Type	Batch Type	Batch Method	Run	Dil Factor	Initial Amount	Final Amount	Batch Number	Prepared or Analyzed	Analyst	Lab
Total/NA	Analysis	300.0-1993 R2.1		1	5 mL	5 mL	853581	08/28/24 00:04	KMB	EET SAV
	Instrument ID: CICP									
Total Recoverable	Prep	3005A			25 mL	125 mL	851709	08/16/24 04:58	RR	EET SAV
Total Recoverable	Analysis	6020B		1			851998	08/16/24 18:48	BWR	EET SAV
	Instrument ID: ICPMSD									
Total/NA	Analysis	2540C-2011		1	200 mL	200 mL	852128	08/19/24 14:33	PG	EET SAV
	Instrument ID: NOEQUIP									

Client Sample ID: MCI-GWC-12

Lab Sample ID: 680-254676-7

Date Collected: 08/14/24 15:41
Matrix: Water
Date Received: 08/15/24 08:37

Prep Type	Batch Type	Batch Method	Run	Dil Factor	Initial Amount	Final Amount	Batch Number	Prepared or Analyzed	Analyst	Lab
Total/NA	Analysis	300.0-1993 R2.1		1	5 mL	5 mL	853581	08/28/24 00:14	KMB	EET SAV
	Instrument ID: CICP									
Total Recoverable	Prep	3005A			25 mL	125 mL	851709	08/16/24 04:58	RR	EET SAV
Total Recoverable	Analysis	6020B		1			851998	08/16/24 18:51	BWR	EET SAV
	Instrument ID: ICPMSD									
Total/NA	Analysis	2540C-2011		1	200 mL	200 mL	852128	08/19/24 14:33	PG	EET SAV
	Instrument ID: NOEQUIP									

Client Sample ID: MCI-LF4-GWC-1

Lab Sample ID: 680-254676-8

Date Collected: 08/14/24 15:00
Matrix: Water
Date Received: 08/15/24 08:37

Prep Type	Batch Type	Batch Method	Run	Dil Factor	Initial Amount	Final Amount	Batch Number	Prepared or Analyzed	Analyst	Lab
Total/NA	Analysis	300.0-1993 R2.1		1	5 mL	5 mL	853581	08/28/24 00:24	KMB	EET SAV
	Instrument ID: CICP									
Total Recoverable	Prep	3005A			25 mL	125 mL	851709	08/16/24 04:58	RR	EET SAV
Total Recoverable	Analysis	6020B		1			851998	08/16/24 18:53	BWR	EET SAV
	Instrument ID: ICPMSD									
Total/NA	Analysis	2540C-2011		1	200 mL	200 mL	852128	08/19/24 14:33	PG	EET SAV
	Instrument ID: NOEQUIP									

Client Sample ID: MCI-LF4-FB-06

Lab Sample ID: 680-254676-9

Date Collected: 08/14/24 15:15

Matrix: Water

Date Received: 08/15/24 08:37

Prep Type	Batch Type	Batch Method	Run	Dil Factor	Initial Amount	Final Amount	Batch Number	Prepared or Analyzed	Analyst	Lab
Total/NA	Analysis	300.0-1993 R2.1		1	5 mL	5 mL	853581	08/28/24 00:33	KMB	EET SAV
	Instrument ID: CICP									
Total Recoverable	Prep	3005A			25 mL	125 mL	851709	08/16/24 04:58	RR	EET SAV
Total Recoverable	Analysis	6020B		1			851998	08/16/24 18:56	BWR	EET SAV
	Instrument ID: ICPMSD									
Total/NA	Analysis	2540C-2011		1	200 mL	200 mL	852128	08/19/24 14:33	PG	EET SAV
	Instrument ID: NOEQUIP									

Client Sample ID: MCI-LF4-FD-03

Lab Sample ID: 680-254676-10

Date Collected: 08/14/24 00:00

Matrix: Water

Date Received: 08/15/24 08:37

Prep Type	Batch Type	Batch Method	Run	Dil Factor	Initial Amount	Final Amount	Batch Number	Prepared or Analyzed	Analyst	Lab
Total/NA	Analysis	300.0-1993 R2.1		1	5 mL	5 mL	853581	08/28/24 00:43	KMB	EET SAV
	Instrument ID: CICP									
Total Recoverable	Prep	3005A			25 mL	125 mL	851709	08/16/24 04:58	RR	EET SAV
Total Recoverable	Analysis	6020B		1			851998	08/16/24 18:59	BWR	EET SAV
	Instrument ID: ICPMSD									
Total/NA	Analysis	2540C-2011		1	200 mL	200 mL	852128	08/19/24 14:33	PG	EET SAV
	Instrument ID: NOEQUIP									

Client Sample ID: MCI-LF4-FD-04

Lab Sample ID: 680-254676-11

Date Collected: 08/14/24 00:00

Matrix: Water

Date Received: 08/15/24 08:37

Prep Type	Batch Type	Batch Method	Run	Dil Factor	Initial Amount	Final Amount	Batch Number	Prepared or Analyzed	Analyst	Lab
Total/NA	Analysis	300.0-1993 R2.1		1	5 mL	5 mL	853581	08/28/24 01:13	KMB	EET SAV
	Instrument ID: CICP									
Total Recoverable	Prep	3005A			25 mL	125 mL	851710	08/16/24 04:58	RR	EET SAV
Total Recoverable	Analysis	6020B		1			851998	08/16/24 19:32	BWR	EET SAV
	Instrument ID: ICPMSD									
Total/NA	Analysis	2540C-2011		1	200 mL	200 mL	852128	08/19/24 14:33	PG	EET SAV
	Instrument ID: NOEQUIP									

Client Sample ID: MCI-GWC-9

Lab Sample ID: 680-254676-12

Date Collected: 08/14/24 10:13

Matrix: Water

Date Received: 08/15/24 08:37

Prep Type	Batch Type	Batch Method	Run	Dil Factor	Initial Amount	Final Amount	Batch Number	Prepared or Analyzed	Analyst	Lab
Total/NA	Analysis	300.0-1993 R2.1		1	5 mL	5 mL	853581	08/28/24 01:22	KMB	EET SAV
	Instrument ID: CICP									
Total Recoverable	Prep	3005A			25 mL	125 mL	851710	08/16/24 04:58	RR	EET SAV
Total Recoverable	Analysis	6020B		1			851998	08/16/24 19:40	BWR	EET SAV
	Instrument ID: ICPMSD									
Total/NA	Analysis	2540C-2011		1	200 mL	200 mL	852128	08/19/24 14:33	PG	EET SAV
	Instrument ID: NOEQUIP									

Client Sample ID: MCI-GWC-10

Lab Sample ID: 680-254676-13

Date Collected: 08/14/24 11:45

Matrix: Water

Date Received: 08/15/24 08:37

Prep Type	Batch Type	Batch Method	Run	Dil Factor	Initial Amount	Final Amount	Batch Number	Prepared or Analyzed	Analyst	Lab
Total/NA	Analysis	300.0-1993 R2.1		1	5 mL	5 mL	853581	08/28/24 01:32	KMB	EET SAV
	Instrument ID: CICP									
Total Recoverable	Prep	3005A			25 mL	125 mL	851710	08/16/24 04:58	RR	EET SAV
Total Recoverable	Analysis	6020B		1			851998	08/16/24 19:43	BWR	EET SAV
	Instrument ID: ICPMSD									
Total/NA	Analysis	2540C-2011		1	200 mL	200 mL	852128	08/19/24 14:33	PG	EET SAV
	Instrument ID: NOEQUIP									

Client Sample ID: MCI-GWC-20

Lab Sample ID: 680-254676-14

Date Collected: 08/14/24 16:14

Matrix: Water

Date Received: 08/15/24 08:37

Prep Type	Batch Type	Batch Method	Run	Dil Factor	Initial Amount	Final Amount	Batch Number	Prepared or Analyzed	Analyst	Lab
Total/NA	Analysis	300.0-1993 R2.1		1	5 mL	5 mL	853581	08/28/24 01:42	KMB	EET SAV
	Instrument ID: CICP									
Total Recoverable	Prep	3005A			25 mL	125 mL	851710	08/16/24 04:58	RR	EET SAV
Total Recoverable	Analysis	6020B		1			851998	08/16/24 19:46	BWR	EET SAV
	Instrument ID: ICPMSD									
Total/NA	Analysis	2540C-2011		1	200 mL	200 mL	852128	08/19/24 14:33	PG	EET SAV
	Instrument ID: NOEQUIP									

Client Sample ID: MCI-GWC-21

Lab Sample ID: 680-254676-15

Date Collected: 08/14/24 14:50

Matrix: Water

Date Received: 08/15/24 08:37

Prep Type	Batch Type	Batch Method	Run	Dil Factor	Initial Amount	Final Amount	Batch Number	Prepared or Analyzed	Analyst	Lab
Total/NA	Analysis	300.0-1993 R2.1		1	5 mL	5 mL	853581	08/28/24 01:52	KMB	EET SAV
	Instrument ID: CICP									
Total Recoverable	Prep	3005A			25 mL	125 mL	851710	08/16/24 04:58	RR	EET SAV
Total Recoverable	Analysis	6020B		1			851998	08/16/24 19:57	BWR	EET SAV
	Instrument ID: ICPMSD									
Total/NA	Analysis	2540C-2011		1	200 mL	200 mL	852128	08/19/24 14:33	PG	EET SAV
	Instrument ID: NOEQUIP									

Client Sample ID: MCI-GWC-23

Lab Sample ID: 680-254676-16

Date Collected: 08/14/24 13:23

Matrix: Water

Date Received: 08/15/24 08:37

Prep Type	Batch Type	Batch Method	Run	Dil Factor	Initial Amount	Final Amount	Batch Number	Prepared or Analyzed	Analyst	Lab
Total/NA	Analysis	300.0-1993 R2.1		1	5 mL	5 mL	853666	08/28/24 18:59	AF	EET SAV
	Instrument ID: CICP									
Total Recoverable	Prep	3005A			25 mL	125 mL	851710	08/16/24 04:58	RR	EET SAV
Total Recoverable	Analysis	6020B		1			851998	08/16/24 19:59	BWR	EET SAV
	Instrument ID: ICPMSD									
Total/NA	Analysis	2540C-2011		1	200 mL	200 mL	852498	08/21/24 12:57	PG	EET SAV
	Instrument ID: NOEQUIP									

Lab Chronicle

Client: Southern Company
Job ID: 680-254593-1
Project/Site: Plant McIntosh Landfill 4

Client Sample ID: MCI-LF4-GWA-2
Lab Sample ID: 680-254698-1

Date Collected: 08/15/24 10:04
Matrix: Water
Date Received: 08/15/24 11:47

Prep Type	Batch Type	Batch Method	Run	Dil Factor	Initial Amount	Final Amount	Batch Number	Prepared or Analyzed	Analyst	Lab
Total/NA	Analysis	300.0-1993 R2.1		1	5 mL	5 mL	853666	08/28/24 19:08	AF	EET SAV
	Instrument ID: CICP									
Total Recoverable	Prep	3005A			25 mL	125 mL	851710	08/16/24 04:58	RR	EET SAV
Total Recoverable	Analysis	6020B		1			851998	08/16/24 20:02	BWR	EET SAV
	Instrument ID: ICPMSD									
Total/NA	Analysis	2540C-2011		1	200 mL	200 mL	852498	08/21/24 12:57	PG	EET SAV
	Instrument ID: NOEQUIP									

Laboratory References:

EET SAV = Eurofins Savannah, 5102 LaRoche Avenue, Savannah, GA 31404, TEL (912)354-7858

Accreditation/Certification Summary

Client: Southern Company
Job ID: 680-254593-1
Project/Site: Plant McIntosh Landfill 4

Laboratory: Eurofins Savannah

The accreditations/certifications listed below are applicable to this report.

Authority	Program	Identification Number	Expiration Date
Florida	NELAP	E87052	06-30-25
Georgia	State	E87052	06-30-25

Method Summary

Client: Southern Company
Project/Site: Plant McIntosh Landfill 4

Job ID: 680-254593-1

Method	Method Description	Protocol	Laboratory
300.0-1993 R2.1	Anions, Ion Chromatography	MCAWW	EET SAV
6020B	Metals (ICP/MS)	SW846	EET SAV
2540C-2011	Total Dissolved Solids (Dried at 180 °C)	SM	EET SAV
3005A	Preparation, Total Recoverable or Dissolved Metals	SW846	EET SAV

Protocol References:

MCAWW = "Methods For Chemical Analysis Of Water And Wastes", EPA-600/4-79-020, March 1983 And Subsequent Revisions.

SM = "Standard Methods For The Examination Of Water And Wastewater"

SW846 = "Test Methods For Evaluating Solid Waste, Physical/Chemical Methods", Third Edition, November 1986 And Its Updates.

Laboratory References:

EET SAV = Eurofins Savannah, 5102 LaRoche Avenue, Savannah, GA 31404, TEL (912)354-7858

Eurofins Savannah
5102 LaRoche Avenue
Savannah, GA 31404
Phone (912) 354-7858 Fax (912) 352-0165

Chain of Custody Record

eurofins | Environment Testing America

Client Information	Sampler: J. Bertrand J. May ACC H. Auld	Lab PM: David Fuller / Phone: 770-344-8986	Carrier Tracking No(s):	COC No:
Client Contact: SCS Contacts	Phone: 770-594-5998	E-Mail: david.fuller@et.eurofinsus.com		Page: 1 of 1
Company: GA Power				Job #:
Address: 241 Ralph McGill Blvd SE	Due Date Requested:			
City: Atlanta	TAT Requested (days):			
State, Zip: GA, 30308				
Phone: 404-506-7116(Tel)	Lab Project #: 68027746			
Email: SCS Contacts / ACC Contacts	PO #: GPC82130-0002 / PO Line #2&#3			
Project Name: Plant McIntosh Landfill 4	Project #:			
Site: Georgia	SSOW#:			

Analysis Requested

Preservation Codes:

A - HCL	M - Hexane
B - NaOH	N - None
C - Zn Acetate	O - AsNaO2
D - Nitric Acid	P - Na2O4S
E - NaHSO4	Q - Na2SO3
F - MeOH	R - Na2S2O3
G - Amchlor	S - H2SO4
H - Ascorbic Acid	T - TSP Dodecahydrate
I - Ice	U - Acetone
J - DI Water	V - MCAA
K - EDTA	W - pH 4-5
L - EDA	Z - other (specify)

Other:

Task_Code: MCI-CCR-ASSMT-2024S2

Special Instructions/Note: Full APP III + 15 State Metals

Sample Identification	Sample Date (mm/dd/yy)	Sample Time (hhmm)	Sample Type (C=comp, G=grab)	Matrix (WG=ground water, WS=surface water, WQ=quality control)	Field Filtered Sample (Yes or No)	Perform MS/MSD (Yes or No)	6020B - App III + 15 State Permit Metals - B, Ca; As, Ba, Be, Cd, Cr, Co, Cu, Pb, Ni, Sb, Se, Ag, Tl, V, Zn	300_ORGFM_28D - Chloride, Fluoride, Sulfate	2540C - Total Dissolved Solids (TDS)	Total Number of containers	Special Instructions/Note
			Preservation Code:				D	N	N		
MCI- GWA-4A	08/13/24	1000	G	WG		N	✓	✓	✓	3	
MCI- GWA-16	08/13/24	1115	G	WG		N	✓	✓	✓	3	
MCI- GWA-15	08/13/24	1305	G	WG		N	✓	✓	✓	3	
MCI- GWA-14	08/13/24	1400	G	WG		N	✓	✓	✓	3	
MCI- GWA-13	08/13/24	1505	G	WG		N	✓	✓	✓	3	
MCI- GWC-17	08/13/24	1610	G	WG		N	✓	✓	✓	3	
MCI- GWA-3	08/13/24	1326	G	WG		N	✓	✓	✓	3	
~~MCI- LF4-GWA-2~~	~~08/13/24~~	~~1437~~	~~G~~	~~WG~~		~~N~~	~~✓~~	~~✓~~	~~✓~~	~~3~~	
MCI- LF4-GWA-5	08/13/24	1125	G	WG		N	✓	✓	✓	3	
MCI-			G			N					
MCI-			G			N					

Possible Hazard Identification
☐ Non-Hazard ☐ Flammable ☐ Skin Irritant ☐ Poison B ☒ Unknown ☐ Radiological

Sample Disposal (A fee may be assessed if samples are retained longer than 1 month)
☐ Return To Client ☒ Disposal By Lab ☐ Archive For _____ Months

Deliverable Requested: I, II, III, IV, Other (specify)

Special Instructions/QC Requirements: State Permit Metals: antimony, arsenic, barium, beryllium, cadmium, chromium, cobalt, copper, lead, nickel, selenium, silver, thallium, vanadium, zinc

Empty Kit Relinquished by:	Date:	Time:	Method of Shipment:

Relinquished by:	Date/Time:	Company	Received by:	Date/Time:	Company
[signature]	8-14-24/0815	ACC	[signature]	8/14/24 815	

Custody Seals Intact: Δ Yes Δ No | Custody Seal No.: | Cooler Temperature(s) °C and Other Remarks:

8/29/2024

Ver: 8/8/2019

Eurofins Savannah
5102 LaRoche Avenue
Savannah, GA 31404
Phone (912) 354-7858 Fax (912) 352-0165

Chain of Custody Record

eurofins | Environment Testing America

Client Information	Sampler: J. Bergstrand, J May, H Avid ACC	Lab PM: David Fuller / Phone: 770-344-8986	Carrier Tracking No(s):	COC No:
Client Contact: SCS Contacts	Phone: 770-594-5998	E-Mail: david.fuller@et.eurofinsus.com		Page: 1 of 2
Company: GA Power				Job #:
Address: 241 Ralph McGill Blvd SE	Due Date Requested:			
City: Atlanta	TAT Requested (days):			
State, Zip: GA, 30308				
Phone: 404-506-7116(Tel)	Lab Project #: 68027746			
Email: SCS Contacts / ACC Contacts	PO #: GPC82130-0002 / PO Line #2&#3			
Project Name: Plant McIntosh Landfill 4	Project #:			
Site: Georgia	SSOW#:			

Analysis Requested

Preservation Codes:

A - HCL	M - Hexane
B - NaOH	N - None
C - Zn Acetate	O - AsNaO2
D - Nitric Acid	P - Na2O4S
E - NaHSO4	Q - Na2SO3
F - MeOH	R - Na2S2O3
G - Amchlor	S - H2SO4
H - Ascorbic Acid	T - TSP Dodecahydrate
I - Ice	U - Acetone
J - DI Water	V - MCAA
K - EDTA	W - pH 4-5
L - EDA	Z - other (specify)

Other:

Task_Code: MCI-CCR-ASSMT-2024S2

Special Instructions/Note: Full APP III + 15 State Metals

Sample Identification	Sample Date (mm/dd/yy)	Sample Time (hhmm)	Sample Type (C=comp, G=grab)	Matrix (WG=ground water, WS=surface water, WQ=quality control)	Field Filtered Sample (Yes or No)	Perform MS/MSD (Yes or No)	6020B - App III + 15 State Permit Metals - B, Ca; As, Ba, Be, Cd, Cr, Co, Cu, Pb, Ni, Sb, Se, Ag, Tl, V, Zn	300_ORGFM_28D - Chloride, Fluoride, Sulfate	2540C - Total Dissolved Solids (TDS)	Total Number of containers	Special Instructions/Note
			Preservation Code:				D	N	N		
MCI-GWC-18	08/14/24	1125	G	WG		N	✓	✓	✓	3	
MCI-LF4-EB-07	08/14/24	0850	G	WQ		N	✓	✓	✓	3	
MCI-LF4-FB-05	08/14/24	1310	G	WQ		N	✓	✓	✓	3	
MCI-GWC-19	08/14/24	1350	G	WG ~~WQ~~		N	✓	✓	✓	3	
MCI-GWC-11	08/14/24	1535	G	WG		N	✓	✓	✓	3	
MCI-LF4-EB-08	08/14/24	1600	G	WQ		N	✓	✓	✓	3	
MCI-GWC-12	08/14/24	1541	G	WG		N	✓	✓	✓	3	
MCI-LF4-GWC-1	08/14/24	1500	G	WG		N	✓	✓	✓	3	
MCI-LF4-FB-06	08/14/24	1515	G	WQ		N	✓	✓	✓	3	
MCI-LF4-FD-03	08/14/24	—	G	WG		N	✓	✓	✓	3	
MCI-LF4-FD-04	08/14/24	—	G	WG		N	✓	✓	✓	3	

680-254676 Chain of Custody

Possible Hazard Identification
☐ Non-Hazard ☐ Flammable ☐ Skin Irritant ☐ Poison B ☒ Unknown ☐ Radiological

Sample Disposal (A fee may be assessed if samples are retained longer than 1 month)
☐ Return To Client ☒ Disposal By Lab ☐ Archive For _____ Months

Deliverable Requested: I, II, III, IV, Other (specify)

Special Instructions/QC Requirements: State Permit Metals: antimony, arsenic, barium, beryllium, cadmium, chromium, cobalt, copper, lead, nickel, selenium, silver, thallium, vanadium, zinc

Empty Kit Relinquished by:	Date:	Time:	Method of Shipment:

Relinquished by:	Date/Time:	Company	Received by:	Date/Time:	Company
[signature]	8-15-24/0837	ACC	[signature]	8/15/24 0837	

Custody Seals Intact: Δ Yes Δ No

Custody Seal No.:

Cooler Temperature(s) °C and Other Remarks: 2.1/2.1 0.8/0.8 2.9/2.9 0.6/0.6 0.4/0.4

Ver. 8/8/2024 8/29/2024

Eurofins Savannah
5102 LaRoche Avenue
Savannah, GA 31404
Phone (912) 354-7858 Fax (912) 352-0165

Chain of Custody Record

eurofins | Environment Testing America

Client Information	Sampler: J. Bensford, J. May, H Auld ACC	Lab PM: David Fuller / Phone: 770-344-8986	Carrier Tracking No(s):	COC No:
Client Contact: SCS Contacts	Phone: 770-594-5998	E-Mail: david.fuller@et.eurofinsus.com		Page: 2 of 2
Company: GA Power				Job #:
Address: 241 Ralph McGill Blvd SE	Due Date Requested:			
City: Atlanta	TAT Requested (days):			
State, Zip: GA, 30308				
Phone: 404-506-7116(Tel)	Lab Project #: 68027746			
Email: SCS Contacts / ACC Contacts	PO #: GPC82130-0002 / PO Line #2&#3			
Project Name: Plant McIntosh Landfill 4	Project #:			
Site: Georgia	SSOW#:			

Analysis Requested

Preservation Codes:
A - HCL, B - NaOH, C - Zn Acetate, D - Nitric Acid, E - NaHSO4, F - MeOH, G - Amchlor, H - Ascorbic Acid, I - Ice, J - DI Water, K - EDTA, L - EDA
M - Hexane, N - None, O - AsNaO2, P - Na2O4S, Q - Na2SO3, R - Na2S2O3, S - H2SO4, T - TSP Dodecahydrate, U - Acetone, V - MCAA, W - pH 4-5, Z - other (specify)
Other:

Task_Code: MCI-CCR-ASSMT-2024S2

Special Instructions/Note: Full APP III + 15 State Metals

Sample Identification	Sample Date (mm/dd/yy)	Sample Time (hhmm)	Sample Type (C=comp, G=grab)	Matrix (WG=ground water, WS=surface water, WQ=quality control)	Field Filtered Sample (Yes or No)	Perform MS/MSD (Yes or No)	6020B - App III + 15 State Permit Metals - B, Ca; As, Ba, Be, Cd, Cr, Co, Cu, Pb, Ni, Sb, Se, Ag, Tl, V, Zn	300_ORGFM_28D - Chloride, Fluoride, Sulfate	2540C - Total Dissolved Solids (TDS)	Total Number of containers	Task_Code
			Preservation Code:				D	N	N		
MCI- GWC-9	08/14/24	1013	G	WG		N	✓	✓	✓	3	
MCI- GWC-10	08/14/24	1145	G	WG		N	✓	✓	✓	3	
MCI- GWC-20	08/14/24	1614	G	WG		N	✓	✓	✓	3	
MCI- GWC-21	08/14/24	1450	G	WG		N	✓	✓	✓	3	
MCI- GWC-23	08/14/24	1323	G	WG		N	✓	✓	✓	3	
MCI-			G			N					
MCI-			G			N					
MCI-			G			N					
MCI-			G			N					
MCI-			G			N					
MCI-			G			N					

Possible Hazard Identification
☐ *Non-Hazard* ☐ *Flammable* ☐ *Skin Irritant* ☐ *Poison B* ☒ *Unknown* ☐ *Radiological*

Sample Disposal (A fee may be assessed if samples are retained longer than 1 month)
☐ *Return To Client* ☒ *Disposal By Lab* ☐ *Archive For _____ Months*

Deliverable Requested: I, II, III, IV, Other (specify)

Special Instructions/QC Requirements: State Permit Metals: antimony, arsenic, barium, beryllium, cadmium, chromium, cobalt, copper, lead, nickel, selenium, silver, thallium, vanadium, zinc

Empty Kit Relinquished by:	Date:	Time:	Method of Shipment:

Relinquished by:	Date/Time:	Company	Received by:	Date/Time:	Company
[signature]	8-15-24 / 0837	ACC	[signature]	8/15/24 0837	

Custody Seals Intact: Δ Yes Δ No | Custody Seal No.: | Cooler Temperature(s) °C and Other Remarks: 2.1/2.1 0.8/0.8 2.9/2.9 0.6/0.6 0.4/0.4

Ver: 8/8/2019 8/29/2024

Eurofins Savannah
5102 LaRoche Avenue
Savannah, GA 31404
Phone (912) 354-7858 Fax (912) 352-0165

Chain of Custody Record

eurofins Environment Testing America

Client Information	Sampler: Taylor Goble, Hunter Auld ACC	Lab PM: David Fuller / Phone: 770-344-8986	Carrier Tracking No(s):	COC No:
Client Contact: SCS Contacts	Phone: 770-594-5998	E-Mail: david.fuller@et.eurofinsus.com		Page: 1 of 1
Company: GA Power				Job #:
Address: 241 Ralph McGill Blvd SE	Due Date Requested:	Analysis Requested		Preservation Codes:
City: Atlanta	TAT Requested (days):			A - HCL M - Hexane B - NaOH N - None C - Zn Acetate O - AsNaO2 D - Nitric Acid P - Na2O4S E - NaHSO4 Q - Na2SO3 F - MeOH R - Na2S2O3 G - Amchlor S - H2SO4 H - Ascorbic Acid T - TSP Dodecahydrate I - Ice U - Acetone J - DI Water V - MCAA K - EDTA W - pH 4-5 L - EDA Z - other (specify) Other:
State, Zip: GA, 30308				
Phone: 404-506-7116(Tel)	Lab Project #: 68027746			
Email: SCS Contacts / ACC Contacts	PO #: GPC82130-0002 / PO Line #2&#3			
Project Name: Plant McIntosh Landfill 4	Project #:			
Site: Georgia	SSOW#:			

Sample Identification	Sample Date (mm/dd/yy)	Sample Time (hhmm)	Sample Type (C=Comp, G=grab)	Matrix (WG=ground water, WS=surface water, WQ=quality control)	Field Filtered Sample (Yes or No)	6020B - App III + 15 State Permit Metals - B, Ca; As, Ba, Be, Cd, Cr, Co, Cu, Pb, Ni, Sb, Se, Ag, Tl, V, Zn	300_ORGFM_28D - Chloride, Fluoride, Sulfate	2540C - Total Dissolved Solids (TDS)	Total Number of containers	Task_Code: MCI-CCR-ASSMT-2024S2 Special Instructions/Note: Full APP III + 15 State Metals
			Preservation Code:			D	N	N		
MCI-LF4-GWA-2	08/15/24	1004	G	WG	N	X	X	X	3	

680-254698 Chain of Custody

Possible Hazard Identification
☐ Non-Hazard ☐ Flammable ☐ Skin Irritant ☐ Poison B ☐ Unknown ☐ Radiological

Sample Disposal (A fee may be assessed if samples are retained longer than 1 month)
☐ Return To Client ☐ Disposal By Lab ☐ Archive For _____ Months

Deliverable Requested: I, II, III, IV, Other (specify)

Special Instructions/QC Requirements: State Permit Metals: antimony, arsenic, barium, beryllium, cadmium, chromium, cobalt, copper, lead, nickel, selenium, silver, thallium, vanadium, zinc

Empty Kit Relinquished by:	Date:	Time:	Method of Shipment:

Relinquished by:	Date/Time:	Company	Received by:	Date/Time:	Company
for Taylor Goble	8/15/24 @ 1147	HEC		8/15/24 1147	
Relinquished by:	Date/Time:	Company	Received by:	Date/Time:	Company
Relinquished by:	Date/Time:	Company	Received by:	Date/Time:	Company

Custody Seals Intact: Δ Yes Δ No	Custody Seal No.:	Cooler Temperature(s) °C and Other Remarks: 1.6 / 1.6

Login Sample Receipt Checklist

Client: Southern Company

Job Number: 680-254593-1

Login Number: 254593

List Source: Eurofins Savannah

List Number: 1

Creator: Faught, Timothy

Question	Answer	Comment
Radioactivity wasn't checked or is </= background as measured by a survey meter.	N/A	
The cooler's custody seal, if present, is intact.	True	
Sample custody seals, if present, are intact.	True	
The cooler or samples do not appear to have been compromised or tampered with.	True	
Samples were received on ice.	True	
Cooler Temperature is acceptable.	True	
Cooler Temperature is recorded.	True	
COC is present.	True	
COC is filled out in ink and legible.	True	
COC is filled out with all pertinent information.	True	
Is the Field Sampler's name present on COC?	True	
There are no discrepancies between the containers received and the COC.	True	
Samples are received within Holding Time (excluding tests with immediate HTs)	True	
Sample containers have legible labels.	True	
Containers are not broken or leaking.	True	
Sample collection date/times are provided.	True	
Appropriate sample containers are used.	True	
Sample bottles are completely filled.	True	
Sample Preservation Verified.	N/A	
There is sufficient vol. for all requested analyses, incl. any requested MS/MSDs	True	
Containers requiring zero headspace have no headspace or bubble is <6mm (1/4").	N/A	
Multiphasic samples are not present.	True	
Samples do not require splitting or compositing.	True	
Residual Chlorine Checked.	N/A	

Login Sample Receipt Checklist

Client: Southern Company

Job Number: 680-254593-1

Login Number: 254676

List Source: Eurofins Savannah

List Number: 1

Creator: Johnson, Corey M

Question	Answer	Comment
Radioactivity wasn't checked or is </= background as measured by a survey meter.	N/A	
The cooler's custody seal, if present, is intact.	True	
Sample custody seals, if present, are intact.	True	
The cooler or samples do not appear to have been compromised or tampered with.	True	
Samples were received on ice.	True	
Cooler Temperature is acceptable.	True	
Cooler Temperature is recorded.	True	
COC is present.	True	
COC is filled out in ink and legible.	True	
COC is filled out with all pertinent information.	True	
Is the Field Sampler's name present on COC?	True	
There are no discrepancies between the containers received and the COC.	True	
Samples are received within Holding Time (excluding tests with immediate HTs)	True	
Sample containers have legible labels.	True	
Containers are not broken or leaking.	True	
Sample collection date/times are provided.	True	
Appropriate sample containers are used.	True	
Sample bottles are completely filled.	True	
Sample Preservation Verified.	N/A	
There is sufficient vol. for all requested analyses, incl. any requested MS/MSDs	True	
Containers requiring zero headspace have no headspace or bubble is <6mm (1/4").	N/A	
Multiphasic samples are not present.	True	
Samples do not require splitting or compositing.	True	
Residual Chlorine Checked.	N/A	

Login Sample Receipt Checklist

Client: Southern Company

Job Number: 680-254593-1

Login Number: 254698

List Source: Eurofins Savannah

List Number: 1

Creator: Johnson, Corey M

Question	Answer	Comment
Radioactivity wasn't checked or is </= background as measured by a survey meter.	N/A	
The cooler's custody seal, if present, is intact.	True	
Sample custody seals, if present, are intact.	True	
The cooler or samples do not appear to have been compromised or tampered with.	True	
Samples were received on ice.	True	
Cooler Temperature is acceptable.	True	
Cooler Temperature is recorded.	True	
COC is present.	True	
COC is filled out in ink and legible.	True	
COC is filled out with all pertinent information.	True	
Is the Field Sampler's name present on COC?	True	
There are no discrepancies between the containers received and the COC.	True	
Samples are received within Holding Time (excluding tests with immediate HTs)	True	
Sample containers have legible labels.	True	
Containers are not broken or leaking.	True	
Sample collection date/times are provided.	True	
Appropriate sample containers are used.	True	
Sample bottles are completely filled.	True	
Sample Preservation Verified.	N/A	
There is sufficient vol. for all requested analyses, incl. any requested MS/MSDs	True	
Containers requiring zero headspace have no headspace or bubble is <6mm (1/4").	N/A	
Multiphasic samples are not present.	True	
Samples do not require splitting or compositing.	True	
Residual Chlorine Checked.	N/A	

LEVEL 2A LABORATORY DATA VALIDATIONS

McIntosh Landfill No. 4

Annual Event

August 2024

Georgia Power Company – McIntosh Landfill 4

Quality Control Review of Analytical Data – August 2024

This narrative presents results of the Quality Control (QC) data review performed on analytical data submitted by Eurofins Environment Testing America, Savannah for groundwater samples collected at McIntosh Landfill 4 (LF4) between August 13, 2024 and August 15, 2024. The chemical data were reviewed to identify quality issues which could affect the use of the data for decision-making purposes.

Information regarding the primary sample locations, analytical parameters, QC samples, sampling dates, and laboratory sample delivery group (SDG) designations is summarized in Table 1 of this Appendix.

In accordance with groundwater monitoring and corrective action procedures discussed in Title 40 Code of Federal Regulations (CFR), Subpart D – Standards for the Disposal of Coal Combustion Residuals in Landfills and Surface Impoundments, the samples were analyzed for detection monitoring constituents listed in 40 CFR, Part 257, Appendix III and permit-required state metals. Test methods included Inductively Coupled Plasma – Mass Spectrometry (US EPA Method 6020B), Determination of Inorganic Anions (US EPA Method 300.0), and Solids in Water (Standard Methods 2540C).

Data were reviewed in accordance with the US EPA Region 4 Data Validation Standard Operating Procedures for Contract Laboratory Program Inorganic Data by Inductively Coupled Plasma – Atomic Emission Spectroscopy and Inductively Coupled Plasma – Mass Spectroscopy (September 2011, Rev. 2.0)[1] and the National Functional Guidelines for Inorganic Superfund Methods Data Review (January 2017)[2]. The review included an assessment of the results for completeness, precision (laboratory duplicate recoveries and matrix spike/matrix spike duplicate recoveries), accuracy (laboratory control samples and matrix spike samples), and blank contamination (field, equipment, and laboratory blanks). Sample receipt conditions, holding times, and chains of custody were reviewed. If there was a discrepancy between the QC criteria in the guidelines and the QC criterion established in the analytical methodology, method-specific criteria or professional judgment were used.

DATA QUALITY OBJECTIVES

Laboratory Precision: Laboratory goals for precision were met, except for sulfate from MCI-GWA-15 (680-254593-3) and fluoride and sulfate from MCI-GWC-18 (680-254676-1) as described in the qualifications section below.

Field Precision: Field goals for precision were met.

Accuracy: Laboratory goals for accuracy were met, except for chloride, fluoride, and sulfate from MCI-GWA-15 (680-254593-3) and fluoride and sulfate from MCI-GWC-18 (680-254676-1) as described in the qualifications section below.

Detection Limits: Project goals for detection limits were met. Certain samples were diluted due to the concentration of target or non-target analyte interferences. Dilutions do not require qualifications based on US EPA guidelines. Reporting limits (RLs) of non-detect compounds are elevated proportional to the dilution when undiluted sample results were not provided by the laboratory. The data usability of diluted results was evaluated by the data user in the context of site-wide characterization.

Completeness: There were no rejected analytical results for this event, resulting in a completion of 100%.

Holding Times: Holding time requirements were met.

QUALIFICATIONS

In general, chemical results for the samples collected at the site were qualified on the basis of low precision or low accuracy or on the basis of professional judgment. The following definitions provide brief explanations of the qualifiers which may have been assigned to data by the laboratory during the validation process:

J: The analyte was positively identified above the method detection limit; however, the associated numerical value is the approximate concentration of the analyte in the sample.

ND: The analyte was not detected above the method detection limit.

The data generated as part of this sampling event met the QC criteria established in the respective analytical methods and data validation guidelines except as specified below. The applied qualifications may not have been required for all samples collected at the site. A summary of sample qualifications can be found in Table 2 of this Appendix.

- Sample MCI-GWA-15 (680-254593-3) was qualified as estimated (J) for chloride and fluoride as the associated matrix spike (MS) recoveries were outside QC criteria (41% and 40%, below the range of 80-120).

- Sample MCI-GWA-15 (680-254593-3) was qualified as estimated (J) for sulfate as the associated MS and matrix spike duplicate (MSD) recoveries were outside QC criteria (47% and 142%, outside the range of 80-120).

- Sample MCI-GWC-18 (680-254676-1) was qualified as estimated (J) for sulfate as the associated MSD recovery was outside QC criteria (146%, above the range of 80-120).

- Sample MCI-GWA-15 (680-254593-3) was qualified as estimated (J) for chloride, fluoride, and sulfate as the relative percent difference (RPD) between MS and MSD exceeded QC criteria (44%, 94%, and 92%, respectively, above the limit of 15).

- Sample MCI-GWC-18 (680-254676-1) was qualified as estimated (J) for fluoride and sulfate as the RPD between MS and MSD exceeded QC criteria (17% and 23%, above the limit of 15).

Atlantic Coast Consulting, Inc. reviewed the laboratory data from McIntosh LF4 sampled between August 13, 2024 and August 15, 2024 in accordance with the analytical methods, the laboratory-specified QC criteria, and the guidelines. As described above, the results were acceptable for project use.

REFERENCES

[1]US EPA, September 2011, Region 4, Science and Ecosystem Support Division, Quality Assurance Section, MTSB, Data Validation Standard Operating Procedures for Contract Laboratory Program Inorganic Data by Inductively Coupled Plasma – Atomic Emission Spectroscopy and Inductively Coupled Plasma – Mass Spectroscopy, Revision 2.0

[2]US EPA, January 2017, National Office of Superfund Remediation and Technology Innovation, National Functional Guidelines for Inorganic Superfund Methods Data Review, Revision 0.0

TABLE 1

Sample Summary Table – August 2024

Georgia Power Company – McIntosh LF4

						Analyses		
SDG	Field Identification	Collection Date	Lab Identification	Matrix	QC Samples	Metals (6020B)	Anions (300.0)	TDS (SM 2540C)
254593-1	MCI-GWA-4A	08/13/24	680-254593-1	WG		X	X	X
254593-1	MCI-GWA-16	08/13/24	680-254593-2	WG		X	X	X
254593-1	MCI-GWA-15	08/13/24	680-254593-3	WG		X	X	X
254593-1	MCI-GWA-14	08/13/24	680-254593-4	WG		X	X	X
254593-1	MCI-GWA-13	08/13/24	680-254593-5	WG		X	X	X
254593-1	MCI-GWC-17	08/13/24	680-254593-6	WG		X	X	X
254593-1	MCI-GWA-3	08/13/24	680-254593-7	WG		X	X	X
254593-1	MCI-LF4-GWA-5	08/13/24	680-254593-9	WG		X	X	X
254593-1	MCI-GWC-18	08/14/24	680-254676-1	WG		X	X	X
254593-1	MCI-LF4-EB-07	08/14/24	680-254676-2	WQ	EB	X	X	X
254593-1	MCI-LF4-FB-05	08/14/24	680-254676-3	WQ	FB	X	X	X
254593-1	MCI-GWC-19	08/14/24	680-254676-4	WG		X	X	X
254593-1	MCI-GWC-11	08/14/24	680-254676-5	WG		X	X	X
254593-1	MCI-LF4-EB-08	08/14/24	680-254676-6	WQ	EB	X	X	X
254593-1	MCI-GWC-12	08/14/24	680-254676-7	WG		X	X	X
254593-1	MCI-LF4-GWC-1	08/14/24	680-254676-8	WG		X	X	X
254593-1	MCI-LF4-FB-06	08/14/24	680-254676-9	WQ	FB	X	X	X
254593-1	MCI-LF4-FD-03	08/14/24	680-254676-10	WG	FD (MCI-GWC-9)	X	X	X
254593-1	MCI-LF4-FD-04	08/14/24	680-254676-11	WG	FD (MCI-GWC-20)	X	X	X
254593-1	MCI-GWC-9	08/14/24	680-254676-12	WG		X	X	X
254593-1	MCI-GWC-10	08/14/24	680-254676-13	WG		X	X	X
254593-1	MCI-GWC-20	08/14/24	680-254676-14	WG		X	X	X
254593-1	MCI-GWC-21	08/14/24	680-254676-15	WG		X	X	X
254593-1	MCI-GWC-23	08/14/24	680-254676-16	WG		X	X	X
254593-1	MCI-LF4-GWA-2	08/15/24	680-254698-1	WG		X	X	X

Abbreviations:
EB – Equipment Blank
FB – Field Blank
FD – Field Duplicate
QC – Quality Control
SDG – Sample Delivery Group
TDS – Total Dissolved Solids
WG – Groundwater
WQ – Water Quality Control

TABLE 2

Qualifier Summary Table – August 2024

Georgia Power Company – McIntosh LF4

SDG	Field Identification	Constituent	New RL	New MDL or MDC	Qualifier	Reason
254593-1	MCI-GWA-15	Chloride			J	MS & RPD outside QC criterion
238616-1	MCI-GWA-15	Fluoride			J	MS & RPD outside QC criterion
238616-1	MCI-GWA-15	Sulfate			J	MS/MSD & RPD outside QC criterion
238616-1	MCI-GWC-18	Fluoride			J	MSD & RPD outside QC criterion
238616-1	MCI-GWC-18	Sulfate			J	MSD & RPD outside QC criterion

Abbreviations:
MDC – Minimum Detectable Concentration
MDL – Method Detection Limit
MS/MSD – Matrix Spike / Matrix Spike Duplicate
RL – Reporting Limit
RPD – Relative Percent Difference
SDG – Sample Delivery Group
TDS – Total Dissolved Solids

Qualifiers:
J – Estimated Result
ND – Non-Detect Result

Low-Flow Test Report:

Test Date / Time: 8/14/2024 2:35:23 PM
Project: Plant McIntosh LF4
Operator Name: Hunter Auld

Location Name: GWC-1 **Well Diameter: 2 in** **Casing Type: PVC** **Screen Length: 10 ft** **Top of Screen: 18.29 ft** **Total Depth: 28.29 ft** **Initial Depth to Water: 14.09 ft**	**Pump Type: Peristaltic Pump** **Tubing Type: Poly** **Tubing Inner Diameter: 0.17 in** **Pump Intake From TOC: 23 ft** **Estimated Total Volume Pumped: 5 liter** **Flow Cell Volume: 130 ml** **Final Flow Rate: 200 ml/min** **Final Draw Down: 0.26 in**	**Instrument Used: Aqua TROLL 500** **Serial Number: 863127**

Test Notes:
Sample time 1500. Partly cloudy 87. LF4-FB-06 here at 1515.

Low-Flow Readings:

Date Time	Elapsed Time	pH	Temperature	Specific Conductivity	RDO Concentration	Turbidity	ORP	Depth to Water	Flow
		+/- 0.1	+/- 3	+/- 5 %	+/- 10 %	+/- 10	+/- 25	+/- 0.3	
8/14/2024 2:35 PM	00:00	5.20 pH	27.40 °C	35.68 µS/cm	3.21 mg/L	5.00 NTU	203.3 mV	14.09 ft	200.00 ml/min
8/14/2024 2:40 PM	05:00	4.80 pH	23.51 °C	33.00 µS/cm	2.68 mg/L	6.44 NTU	243.0 mV	14.35 ft	200.00 ml/min
8/14/2024 2:45 PM	10:00	4.71 pH	23.50 °C	32.61 µS/cm	2.48 mg/L	5.62 NTU	257.9 mV	14.35 ft	200.00 ml/min
8/14/2024 2:50 PM	15:00	4.74 pH	23.64 °C	32.27 µS/cm	2.44 mg/L	4.88 NTU	262.7 mV	14.35 ft	200.00 ml/min
8/14/2024 2:55 PM	20:00	4.78 pH	23.41 °C	31.58 µS/cm	2.46 mg/L	4.52 NTU	267.2 mV	14.35 ft	200.00 ml/min
8/14/2024 3:00 PM	25:00	4.79 pH	23.43 °C	31.39 µS/cm	2.51 mg/L	4.43 NTU	270.9 mV	14.35 ft	200.00 ml/min

Samples

Sample ID:	Description:

Created using VuSitu from In-Situ, Inc.

Low-Flow Test Report:

Test Date / Time: 8/15/2024 9:39:10 AM
Project: Plant McIntosh LF4
Operator Name: Taylor Goble

Location Name: GWA-2 **Well Diameter: 2 in** **Casing Type: PVC** **Screen Length: 10 ft** **Top of Screen: 18.47 ft** **Total Depth: 28.47 ft** **Initial Depth to Water: 15.11 ft**	**Pump Type: Peristaltic Pump** **Tubing Type: Poly** **Tubing Inner Diameter: 0.17 in** **Pump Intake From TOC: 23 ft** **Estimated Total Volume Pumped: 6.8 liter** **Flow Cell Volume: 90 ml** **Final Flow Rate: 275 ml/min** **Final Draw Down: 0.24 ft**	**Instrument Used: Aqua TROLL 400** **Serial Number: 965658**

Test Notes:
Sampled at 1004. Sunny 79 degrees.

Low-Flow Readings:

Date Time	Elapsed Time	pH	Temperature	Specific Conductivity	RDO Concentration	Turbidity	ORP	Depth to Water	Flow
		+/- 0.1	+/- 3	+/- 5 %	+/- 10 %	+/- 10	+/- 25	+/- 0.3	
8/15/2024 9:39 AM	00:00	8.33 pH	23.83 °C	37.01 µS/cm	5.13 mg/L	9.71 NTU	122.6 mV	15.31 ft	275.00 ml/min
8/15/2024 9:44 AM	05:00	4.98 pH	21.27 °C	32.09 µS/cm	5.16 mg/L	14.00 NTU	98.0 mV	15.35 ft	275.00 ml/min
8/15/2024 9:49 AM	10:00	4.67 pH	21.30 °C	34.17 µS/cm	5.35 mg/L	7.42 NTU	94.2 mV	15.35 ft	275.00 ml/min
8/15/2024 9:54 AM	15:00	4.61 pH	21.25 °C	34.63 µS/cm	5.52 mg/L	3.86 NTU	92.8 mV	15.35 ft	275.00 ml/min
8/15/2024 9:59 AM	20:00	4.61 pH	21.29 °C	34.53 µS/cm	5.38 mg/L	2.59 NTU	91.5 mV	15.35 ft	275.00 ml/min
8/15/2024 10:04 AM	25:00	4.62 pH	21.32 °C	34.44 µS/cm	5.41 mg/L	2.37 NTU	90.8 mV	15.35 ft	275.00 ml/min

Samples

Sample ID:	Description:

Created using VuSitu from In-Situ, Inc.

Low-Flow Test Report:

Test Date / Time: 8/13/2024 12:05:33 PM
Project: Plant McIntosh LF4
Operator Name: J. May

Location Name: GWA-3 **Well Diameter: 2 in** **Casing Type: PVC** **Screen Length: 10 ft** **Top of Screen: 28.31 ft** **Total Depth: 38.31 ft** **Initial Depth to Water: 21.89 ft**	**Pump Type: Peristaltic Pump** **Tubing Type: Poly** **Tubing Inner Diameter: 0.17 in** **Pump Intake From TOC: 33 ft** **Estimated Total Volume Pumped: 8.1 liter** **Flow Cell Volume: 130 ml** **Final Flow Rate: 100 ml/min** **Final Draw Down: 57.72 in**	**Instrument Used: Aqua TROLL 500** **Serial Number: 862897**

Test Notes:
Sample Time: 1326
Sunny, 90s

Low-Flow Readings:

Date Time	Elapsed Time	pH	Temperature	Specific Conductivity	RDO Concentration	Turbidity	ORP	Depth to Water	Flow
		+/- 0.1	+/- 3	+/- 5 %	+/- 10 %	+/- 10	+/- 25	+/- 0.3	
8/13/2024 12:05 PM	00:00	4.70 pH	25.59 °C	20.86 µS/cm	6.08 mg/L	0.30 NTU	198.5 mV	21.89 ft	100.00 ml/min
8/13/2024 12:10 PM	05:00	4.32 pH	25.09 °C	20.51 µS/cm	6.03 mg/L	1.13 NTU	217.7 mV	23.80 ft	100.00 ml/min
8/13/2024 12:15 PM	10:00	4.26 pH	24.72 °C	20.31 µS/cm	6.11 mg/L	0.71 NTU	221.2 mV	24.50 ft	100.00 ml/min
8/13/2024 12:20 PM	15:00	4.22 pH	24.70 °C	20.34 µS/cm	6.09 mg/L	0.43 NTU	224.4 mV	24.70 ft	100.00 ml/min
8/13/2024 12:36 PM	31:00	4.91 pH	24.63 °C	20.64 µS/cm	6.22 mg/L	0.82 NTU	192.1 mV	26.00 ft	100.00 ml/min
8/13/2024 12:41 PM	36:00	4.31 pH	24.32 °C	16.55 µS/cm	6.17 mg/L	1.17 NTU	222.1 mV	26.20 ft	100.00 ml/min
8/13/2024 12:46 PM	41:00	4.30 pH	24.39 °C	20.37 µS/cm	6.13 mg/L	0.54 NTU	227.5 mV	26.40 ft	100.00 ml/min
8/13/2024 12:51 PM	46:00	4.36 pH	24.65 °C	19.01 µS/cm	6.00 mg/L	0.48 NTU	226.5 mV	26.40 ft	100.00 ml/min
8/13/2024 12:56 PM	51:00	4.45 pH	24.79 °C	19.14 µS/cm	5.96 mg/L	2.33 NTU	224.9 mV	26.50 ft	100.00 ml/min
8/13/2024 1:01 PM	56:00	4.70 pH	24.99 °C	19.06 µS/cm	5.91 mg/L	1.05 NTU	213.7 mV	26.50 ft	100.00 ml/min
8/13/2024 1:06 PM	01:01:00	4.87 pH	24.74 °C	19.02 µS/cm	5.87 mg/L	0.98 NTU	205.8 mV	26.60 ft	100.00 ml/min
8/13/2024 1:11 PM	01:06:00	4.90 pH	25.21 °C	19.15 µS/cm	5.74 mg/L	0.79 NTU	205.2 mV	26.60 ft	100.00 ml/min
8/13/2024 1:16 PM	01:11:00	5.01 pH	25.06 °C	19.18 µS/cm	5.74 mg/L	0.89 NTU	201.4 mV	26.60 ft	100.00 ml/min
8/13/2024 1:21 PM	01:16:00	4.96 pH	24.83 °C	19.12 µS/cm	5.77 mg/L	1.21 NTU	204.9 mV	26.70 ft	100.00 ml/min

8/13/2024 1:26 PM	01:21:00	5.00 pH	25.40 °C	19.12 µS/cm	5.64 mg/L	1.67 NTU	204.3 mV	26.70 ft	100.00 ml/min

Samples

Sample ID:	Description:

Created using VuSitu from In-Situ, Inc.

Low-Flow Test Report:

Test Date / Time: 8/13/2024 9:25:03 AM
Project: Plant McIntosh LF4
Operator Name: J. Berisford

Location Name: GWA-4A **Well Diameter: 2 in** **Casing Type: PVC** **Screen Length: 10 ft** **Top of Screen: 29 ft** **Total Depth: 39 ft** **Initial Depth to Water: 24.14 ft**	**Pump Type: Peristaltic Pump** **Tubing Type: Poly** **Tubing Inner Diameter: 0.17 in** **Pump Intake From TOC: 34 ft** **Estimated Total Volume Pumped: 5.2 liter** **Flow Cell Volume: 130 ml** **Final Flow Rate: 150 ml/min** **Final Draw Down: 6 in**	**Instrument Used: Aqua TROLL 500** **Serial Number: 689325**

Test Notes:
Sunny, sample time- 1000

Low-Flow Readings:

Date Time	Elapsed Time	pH	Temperature	Specific Conductivity	RDO Concentration	Turbidity	ORP	Depth to Water	Flow
		+/- 0.1	+/- 3	+/- 5 %	+/- 10 %	+/- 10	+/- 25	+/- 0.3	
8/13/2024 9:25 AM	00:00	5.11 pH	25.52 °C	50.14 µS/cm	6.76 mg/L	3.21 NTU	186.9 mV	24.14 ft	150.00 ml/min
8/13/2024 9:30 AM	05:00	4.85 pH	23.48 °C	32.00 µS/cm	5.40 mg/L	1.49 NTU	198.5 mV	24.50 ft	150.00 ml/min
8/13/2024 9:35 AM	10:00	4.81 pH	23.23 °C	31.78 µS/cm	5.32 mg/L	0.71 NTU	201.8 mV	24.70 ft	150.00 ml/min
8/13/2024 9:40 AM	15:00	4.82 pH	23.38 °C	31.64 µS/cm	5.35 mg/L	0.76 NTU	203.3 mV	24.70 ft	150.00 ml/min
8/13/2024 9:45 AM	20:00	4.92 pH	23.30 °C	31.09 µS/cm	5.26 mg/L	0.84 NTU	204.0 mV	24.70 ft	150.00 ml/min
8/13/2024 9:50 AM	25:00	5.00 pH	23.19 °C	30.70 µS/cm	5.29 mg/L	0.70 NTU	205.8 mV	24.70 ft	150.00 ml/min
8/13/2024 9:55 AM	30:00	5.05 pH	23.23 °C	30.19 µS/cm	5.27 mg/L	0.63 NTU	207.8 mV	24.70 ft	150.00 ml/min
8/13/2024 10:00 AM	35:00	5.05 pH	23.22 °C	29.70 µS/cm	5.23 mg/L	0.58 NTU	213.8 mV	24.70 ft	150.00 ml/min

Samples

Sample ID:	Description:

Low-Flow Test Report:

Test Date / Time: 8/13/2024 10:30:14 AM
Project: Plant McIntosh LF4
Operator Name: J. May

Location Name: GWA-5 **Well Diameter: 2 in** **Casing Type: PVC** **Screen Length: 10 ft** **Top of Screen: 31.71 ft** **Total Depth: 41.71 ft** **Initial Depth to Water: 23.11 ft**	**Pump Type: Peristaltic Pump** **Tubing Type: Poly** **Tubing Inner Diameter: 0.17 in** **Pump Intake From TOC: 37 ft** **Estimated Total Volume Pumped: 11 liter** **Flow Cell Volume: 130 ml** **Final Flow Rate: 200 ml/min** **Final Draw Down: 3.48 in**	**Instrument Used: Aqua TROLL 500** **Serial Number: 862897**

Test Notes:
Sample Time: 1125
Sunny, 90s

Low-Flow Readings:

Date Time	Elapsed Time	pH	Temperature	Specific Conductivity	RDO Concentration	Turbidity	ORP	Depth to Water	Flow
		+/- 0.1	+/- 3	+/- 5 %	+/- 10 %	+/- 10	+/- 25	+/- 0.3	
8/13/2024 10:30 AM	00:00	5.11 pH	24.85 °C	26.50 µS/cm	4.27 mg/L	0.50 NTU	176.7 mV	23.11 ft	200.00 ml/min
8/13/2024 10:35 AM	05:00	4.81 pH	24.11 °C	24.41 µS/cm	4.01 mg/L	0.67 NTU	183.8 mV	23.30 ft	200.00 ml/min
8/13/2024 10:40 AM	10:00	4.54 pH	23.78 °C	23.57 µS/cm	4.08 mg/L	1.21 NTU	194.3 mV	23.30 ft	200.00 ml/min
8/13/2024 10:45 AM	15:00	4.57 pH	23.97 °C	21.39 µS/cm	4.12 mg/L	0.84 NTU	190.7 mV	23.30 ft	200.00 ml/min
8/13/2024 10:50 AM	20:00	4.80 pH	23.84 °C	23.93 µS/cm	4.15 mg/L	0.69 NTU	179.0 mV	23.40 ft	200.00 ml/min
8/13/2024 10:55 AM	25:00	4.85 pH	23.57 °C	23.51 µS/cm	4.22 mg/L	0.58 NTU	177.2 mV	23.40 ft	200.00 ml/min
8/13/2024 11:00 AM	30:00	4.87 pH	23.73 °C	21.96 µS/cm	4.30 mg/L	0.62 NTU	176.6 mV	23.40 ft	200.00 ml/min
8/13/2024 11:05 AM	35:00	4.98 pH	23.76 °C	22.42 µS/cm	4.13 mg/L	0.45 NTU	174.8 mV	23.40 ft	200.00 ml/min
8/13/2024 11:10 AM	40:00	5.03 pH	23.84 °C	22.21 µS/cm	4.17 mg/L	0.50 NTU	173.1 mV	23.40 ft	200.00 ml/min
8/13/2024 11:15 AM	45:00	5.04 pH	23.82 °C	21.01 µS/cm	4.22 mg/L	0.39 NTU	174.5 mV	23.40 ft	200.00 ml/min
8/13/2024 11:20 AM	50:00	5.05 pH	23.71 °C	21.52 µS/cm	4.16 mg/L	0.67 NTU	176.3 mV	23.40 ft	200.00 ml/min
8/13/2024 11:25 AM	55:00	5.07 pH	23.76 °C	21.07 µS/cm	4.20 mg/L	0.42 NTU	175.6 mV	23.40 ft	200.00 ml/min

Samples

Low-Flow Test Report:

Test Date / Time: 8/14/2024 9:18:23 AM
Project: Plant McIntosh LF4
Operator Name: J. May

Location Name: GWC-9 **Well Diameter: 2 in** **Casing Type: PVC** **Screen Length: 10 ft** **Top of Screen: 28.05 ft** **Total Depth: 38.05 ft** **Initial Depth to Water: 29.75 ft**	**Pump Type: Peristaltic Pump** **Tubing Type: Poly** **Tubing Inner Diameter: 0.17 in** **Pump Intake From TOC: 33 ft** **Estimated Total Volume Pumped: 15.4 liter** **Flow Cell Volume: 90 ml** **Final Flow Rate: 280 ml/min** **Final Draw Down: 9 in**	**Instrument Used: Aqua TROLL 400** **Serial Number: 1101846**

Test Notes:
Sample time 1013. Partly Cloudy 87.

Low-Flow Readings:

Date Time	Elapsed Time	pH	Temperature	Specific Conductivity	RDO Concentration	Turbidity	ORP	Depth to Water	Flow
		+/- 0.1	+/- 3	+/- 5 %	+/- 10 %	+/- 10	+/- 25	+/- 0.3	
8/14/2024 9:18 AM	00:00	5.04 pH	24.31 °C	56.97 µS/cm	4.75 mg/L	1.19 NTU	107.6 mV	29.75 ft	280.00 ml/min
8/14/2024 9:23 AM	05:00	5.06 pH	22.48 °C	56.75 µS/cm	4.74 mg/L	1.37 NTU	92.7 mV	30.50 ft	280.00 ml/min
8/14/2024 9:28 AM	10:00	5.15 pH	22.30 °C	59.12 µS/cm	4.46 mg/L	1.83 NTU	89.7 mV	30.50 ft	280.00 ml/min
8/14/2024 9:33 AM	15:00	5.12 pH	22.22 °C	61.12 µS/cm	4.36 mg/L	1.54 NTU	90.2 mV	30.50 ft	280.00 ml/min
8/14/2024 9:38 AM	20:00	5.13 pH	22.26 °C	61.78 µS/cm	4.37 mg/L	1.48 NTU	90.6 mV	30.50 ft	280.00 ml/min
8/14/2024 9:43 AM	25:00	5.15 pH	22.31 °C	61.80 µS/cm	4.36 mg/L	1.41 NTU	91.5 mV	30.50 ft	280.00 ml/min
8/14/2024 9:48 AM	30:00	5.14 pH	22.38 °C	61.76 µS/cm	4.38 mg/L	1.03 NTU	93.8 mV	30.50 ft	280.00 ml/min
8/14/2024 9:53 AM	35:00	5.16 pH	22.45 °C	62.24 µS/cm	4.40 mg/L	0.76 NTU	95.1 mV	30.50 ft	280.00 ml/min
8/14/2024 9:58 AM	40:00	5.16 pH	22.39 °C	62.62 µS/cm	4.40 mg/L	0.62 NTU	97.2 mV	30.50 ft	280.00 ml/min
8/14/2024 10:03 AM	45:00	5.17 pH	22.36 °C	62.07 µS/cm	4.43 mg/L	0.51 NTU	98.2 mV	30.50 ft	280.00 ml/min
8/14/2024 10:08 AM	50:00	5.15 pH	22.45 °C	62.22 µS/cm	4.39 mg/L	0.50 NTU	100.1 mV	30.50 ft	280.00 ml/min
8/14/2024 10:13 AM	55:00	5.15 pH	22.49 °C	62.79 µS/cm	4.41 mg/L	0.46 NTU	101.4 mV	30.50 ft	280.00 ml/min

Samples

Sample ID:	Description:

Low-Flow Test Report:

Test Date / Time: 8/14/2024 10:50:11 AM
Project: Plant McIntosh LF4
Operator Name: J. May

Location Name: GWC-10 **Well Diameter: 2 in** **Casing Type: PVC** **Screen Length: 10 ft** **Top of Screen: 23.16 ft** **Total Depth: 33.16 ft** **Initial Depth to Water: 25.19 ft**	**Pump Type: Peristaltic Pump** **Tubing Type: Poly** **Tubing Inner Diameter: 0.17 in** **Pump Intake From TOC: 28 ft** **Estimated Total Volume Pumped: 14.85 liter** **Flow Cell Volume: 90 ml** **Final Flow Rate: 270 ml/min** **Final Draw Down: 1.32 in**	**Instrument Used: Aqua TROLL 400** **Serial Number: 1101846**

Test Notes:
Sample Time: 1145
Partly cloudy, 80s

Low-Flow Readings:

Date Time	Elapsed Time	pH	Temperature	Specific Conductivity	RDO Concentration	Turbidity	ORP	Depth to Water	Flow
		+/- 0.1	+/- 3	+/- 5 %	+/- 10 %	+/- 10	+/- 25	+/- 0.3	
8/14/2024 10:50 AM	00:00	6.52 pH	25.24 °C	290.08 µS/cm	3.21 mg/L	0.77 NTU	101.1 mV	25.19 ft	270.00 ml/min
8/14/2024 10:55 AM	05:00	6.64 pH	22.27 °C	287.51 µS/cm	2.15 mg/L	0.57 NTU	99.7 mV	25.30 ft	270.00 ml/min
8/14/2024 11:00 AM	10:00	6.55 pH	22.02 °C	270.26 µS/cm	2.41 mg/L	0.42 NTU	99.0 mV	25.30 ft	270.00 ml/min
8/14/2024 11:05 AM	15:00	6.48 pH	22.00 °C	253.64 µS/cm	2.38 mg/L	0.34 NTU	98.4 mV	25.30 ft	270.00 ml/min
8/14/2024 11:10 AM	20:00	6.44 pH	21.96 °C	241.95 µS/cm	2.20 mg/L	0.37 NTU	97.7 mV	25.30 ft	270.00 ml/min
8/14/2024 11:15 AM	25:00	6.42 pH	21.95 °C	230.54 µS/cm	2.08 mg/L	0.20 NTU	96.5 mV	25.30 ft	270.00 ml/min
8/14/2024 11:20 AM	30:00	6.39 pH	21.91 °C	222.65 µS/cm	2.00 mg/L	0.21 NTU	96.3 mV	25.30 ft	270.00 ml/min
8/14/2024 11:25 AM	35:00	6.35 pH	21.99 °C	216.24 µS/cm	1.96 mg/L	0.23 NTU	96.8 mV	25.30 ft	270.00 ml/min
8/14/2024 11:30 AM	40:00	6.33 pH	21.91 °C	212.02 µS/cm	1.93 mg/L	0.18 NTU	96.7 mV	25.30 ft	270.00 ml/min
8/14/2024 11:35 AM	45:00	6.32 pH	21.96 °C	209.77 µS/cm	1.91 mg/L	0.15 NTU	96.8 mV	25.30 ft	270.00 ml/min
8/14/2024 11:40 AM	50:00	6.31 pH	22.09 °C	204.90 µS/cm	1.89 mg/L	0.21 NTU	96.6 mV	25.30 ft	270.00 ml/min
8/14/2024 11:45 AM	55:00	6.31 pH	22.07 °C	200.55 µS/cm	1.87 mg/L	0.15 NTU	96.5 mV	25.30 ft	270.00 ml/min

Samples

Low-Flow Test Report:

Test Date / Time: 8/14/2024 2:20:20 PM
Project: Plant McIntosh LF4
Operator Name: J. Berisford

Location Name: GWC-11 **Well Diameter: 2 in** **Casing Type: PVC** **Screen Length: 10 ft** **Top of Screen: 33.22 ft** **Total Depth: 43.22 ft** **Initial Depth to Water: 33.57 ft**	**Pump Type: Portable Bladder Pump** **Tubing Type: Poly** **Tubing Inner Diameter: 0.17 in** **Pump Intake From TOC: 38 ft** **Estimated Total Volume Pumped: 18.7 liter** **Flow Cell Volume: 130 ml** **Final Flow Rate: 250 ml/min** **Final Draw Down: 1.5 in**	**Instrument Used: Aqua TROLL 500** **Serial Number: 689325**

Test Notes:
Cloudy, sample time-1535

Low-Flow Readings:

Date Time	Elapsed Time	pH	Temperature	Specific Conductivity	RDO Concentration	Turbidity	ORP	Depth to Water	Flow
		+/- 0.1	+/- 3	+/- 5 %	+/- 10 %	+/- 10	+/- 25	+/- 0.3	
8/14/2024 2:20 PM	00:00	7.15 pH	26.17 °C	137.99 µS/cm	1.09 mg/L	36.00 NTU	66.9 mV	33.57 ft	250.00 ml/min
8/14/2024 2:25 PM	05:00	6.60 pH	24.24 °C	109.86 µS/cm	1.73 mg/L	124.00 NTU	76.7 mV	33.70 ft	250.00 ml/min
8/14/2024 2:30 PM	10:00	6.45 pH	23.37 °C	103.27 µS/cm	1.94 mg/L	107.00 NTU	89.8 mV	33.70 ft	250.00 ml/min
8/14/2024 2:35 PM	15:00	6.37 pH	23.89 °C	101.85 µS/cm	1.98 mg/L	24.00 NTU	99.4 mV	33.70 ft	250.00 ml/min
8/14/2024 2:40 PM	20:00	6.42 pH	23.93 °C	99.10 µS/cm	2.06 mg/L	9.49 NTU	102.5 mV	33.70 ft	250.00 ml/min
8/14/2024 2:45 PM	25:00	6.48 pH	23.97 °C	97.23 µS/cm	2.11 mg/L	5.53 NTU	103.9 mV	33.70 ft	250.00 ml/min
8/14/2024 2:50 PM	30:00	6.53 pH	24.13 °C	95.42 µS/cm	2.22 mg/L	4.33 NTU	103.6 mV	33.70 ft	250.00 ml/min
8/14/2024 2:55 PM	35:00	6.57 pH	24.18 °C	93.18 µS/cm	2.22 mg/L	3.17 NTU	103.2 mV	33.70 ft	250.00 ml/min
8/14/2024 3:00 PM	40:00	6.57 pH	24.22 °C	89.92 µS/cm	2.37 mg/L	3.06 NTU	105.1 mV	33.70 ft	250.00 ml/min
8/14/2024 3:05 PM	45:00	6.53 pH	24.31 °C	86.16 µS/cm	2.47 mg/L	2.27 NTU	107.6 mV	33.70 ft	250.00 ml/min
8/14/2024 3:10 PM	50:00	6.52 pH	24.25 °C	83.80 µS/cm	2.56 mg/L	1.98 NTU	109.5 mV	33.70 ft	250.00 ml/min
8/14/2024 3:15 PM	55:00	6.44 pH	23.14 °C	81.05 µS/cm	2.67 mg/L	1.67 NTU	114.4 mV	33.70 ft	250.00 ml/min
8/14/2024 3:20 PM	01:00:00	6.40 pH	22.88 °C	78.52 µS/cm	2.80 mg/L	1.76 NTU	117.5 mV	33.70 ft	250.00 ml/min
8/14/2024 3:25 PM	01:05:00	6.37 pH	22.74 °C	76.58 µS/cm	2.86 mg/L	1.28 NTU	119.6 mV	33.70 ft	250.00 ml/min
8/14/2024 3:30 PM	01:10:00	6.35 pH	22.69 °C	75.73 µS/cm	2.87 mg/L	1.20 NTU	122.0 mV	33.70 ft	250.00 ml/min

8/14/2024 3:35 PM	01:15:00	6.34 pH	22.59 °C	74.09 µS/cm	3.00 mg/L	1.07 NTU	123.7 mV	33.70 ft	250.00 ml/min

Samples

Sample ID:	Description:

Created using VuSitu from In-Situ, Inc.

Low-Flow Test Report:

Test Date / Time: 8/14/2024 3:06:42 PM
Project: Plant McIntosh LF4
Operator Name: Taylor Goble

Location Name: GWC-12 **Well Diameter: 2 in** **Casing Type: PVC** **Screen Length: 10 ft** **Top of Screen: 31.1 ft** **Total Depth: 41.1 ft** **Initial Depth to Water: 26.74 ft**	**Pump Type: Peristaltic Pump** **Tubing Type: Poly** **Tubing Inner Diameter: 0.17 in** **Pump Intake From TOC: 36 ft** **Estimated Total Volume Pumped: 8.75 liter** **Flow Cell Volume: 90 ml** **Final Flow Rate: 250 ml/min** **Final Draw Down: 0.59 ft**	**Instrument Used: Aqua TROLL 400** **Serial Number: 965658**

Test Notes:
Sampled at 1541. Cloudy 86 degrees.

Low-Flow Readings:

Date Time	Elapsed Time	pH	Temperature	Specific Conductivity	RDO Concentration	Turbidity	ORP	Depth to Water	Flow
		+/- 0.1	+/- 3	+/- 5 %	+/- 10 %	+/- 10	+/- 25	+/- 0.3	
8/14/2024 3:06 PM	00:00	7.30 pH	26.75 °C	22.32 µS/cm	6.07 mg/L	3.13 NTU	88.9 mV	27.14 ft	250.00 ml/min
8/14/2024 3:11 PM	05:00	5.99 pH	23.75 °C	23.70 µS/cm	5.85 mg/L	2.84 NTU	97.1 mV	27.30 ft	250.00 ml/min
8/14/2024 3:16 PM	10:00	5.36 pH	23.79 °C	23.47 µS/cm	6.12 mg/L	2.98 NTU	101.1 mV	27.33 ft	250.00 ml/min
8/14/2024 3:21 PM	15:00	5.11 pH	23.23 °C	23.18 µS/cm	6.17 mg/L	2.90 NTU	103.2 mV	27.33 ft	250.00 ml/min
8/14/2024 3:26 PM	20:00	5.02 pH	23.07 °C	23.10 µS/cm	5.83 mg/L	2.66 NTU	105.1 mV	27.33 ft	250.00 ml/min
8/14/2024 3:31 PM	25:00	4.94 pH	22.92 °C	23.45 µS/cm	5.71 mg/L	2.47 NTU	108.0 mV	27.33 ft	250.00 ml/min
8/14/2024 3:36 PM	30:00	4.92 pH	22.83 °C	23.31 µS/cm	5.77 mg/L	1.44 NTU	110.1 mV	27.33 ft	250.00 ml/min
8/14/2024 3:41 PM	35:00	4.91 pH	22.76 °C	23.20 µS/cm	6.19 mg/L	1.21 NTU	111.5 mV	27.33 ft	250.00 ml/min

Samples

Sample ID:	Description:

Low-Flow Test Report:

Test Date / Time: 8/13/2024 2:35:08 PM
Project: Plant McIntosh LF4
Operator Name: J. Berisford

Location Name: GWA-13 **Well Diameter: 2 in** **Casing Type: PVC** **Screen Length: 10 ft** **Top of Screen: 30.11 ft** **Total Depth: 40.11 ft** **Initial Depth to Water: 25.65 ft**	**Pump Type: Peristaltic Pump** **Tubing Type: Poly** **Tubing Inner Diameter: 0.17 in** **Pump Intake From TOC: 35 ft** **Estimated Total Volume Pumped: 8.2 liter** **Flow Cell Volume: 130 ml** **Final Flow Rate: 275 ml/min** **Final Draw Down: 1.8 in**	**Instrument Used: Aqua TROLL 500** **Serial Number: 689325**

Test Notes:
Sunny, sample time-1505

Low-Flow Readings:

Date Time	Elapsed Time	pH	Temperature	Specific Conductivity	RDO Concentration	Turbidity	ORP	Depth to Water	Flow
		+/- 0.1	+/- 3	+/- 5 %	+/- 10 %	+/- 10	+/- 25	+/- 0.3	
8/13/2024 2:35 PM	00:00	4.99 pH	24.83 °C	16.22 µS/cm	6.80 mg/L	2.99 NTU	227.6 mV	25.65 ft	275.00 ml/min
8/13/2024 2:40 PM	05:00	4.81 pH	25.18 °C	16.24 µS/cm	6.72 mg/L	2.29 NTU	249.7 mV	25.80 ft	275.00 ml/min
8/13/2024 2:45 PM	10:00	4.72 pH	24.77 °C	16.26 µS/cm	6.75 mg/L	2.19 NTU	260.5 mV	25.80 ft	275.00 ml/min
8/13/2024 2:50 PM	15:00	4.65 pH	24.58 °C	16.53 µS/cm	6.59 mg/L	2.03 NTU	269.1 mV	25.80 ft	275.00 ml/min
8/13/2024 2:55 PM	20:00	4.60 pH	23.66 °C	16.86 µS/cm	6.50 mg/L	1.72 NTU	275.2 mV	25.80 ft	275.00 ml/min
8/13/2024 3:00 PM	25:00	4.56 pH	23.49 °C	17.20 µS/cm	6.33 mg/L	1.08 NTU	281.4 mV	25.80 ft	275.00 ml/min
8/13/2024 3:05 PM	30:00	4.55 pH	23.33 °C	17.38 µS/cm	6.16 mg/L	1.01 NTU	285.4 mV	25.80 ft	275.00 ml/min

Samples

Sample ID:	Description:

Created using VuSitu from In-Situ, Inc.

Low-Flow Test Report:

Test Date / Time: 8/13/2024 1:25:52 PM
Project: Plant McIntosh LF4
Operator Name: J. Berisford

Location Name: GWA-14 **Well Diameter: 2 in** **Casing Type: PVC** **Screen Length: 10 ft** **Top of Screen: 39.9 ft** **Total Depth: 49.9 ft** **Initial Depth to Water: 27.23 ft**	**Pump Type: Peristaltic Pump** **Tubing Type: Poly** **Tubing Inner Diameter: 0.17 in** **Pump Intake From TOC: 45 ft** **Estimated Total Volume Pumped: 5.1 liter** **Flow Cell Volume: 130 ml** **Final Flow Rate: 150 ml/min** **Final Draw Down: 6 in**	**Instrument Used: Aqua TROLL 500** **Serial Number: 689325**

Test Notes:
Sunny, sample time-1400

Low-Flow Readings:

Date Time	Elapsed Time	pH	Temperature	Specific Conductivity	RDO Concentration	Turbidity	ORP	Depth to Water	Flow
		+/- 0.1	+/- 3	+/- 5 %	+/- 10 %	+/- 10	+/- 25	+/- 0.3	
8/13/2024 1:25 PM	00:00	5.13 pH	35.37 °C	0.00 µS/cm	7.17 mg/L	9.56 NTU	186.0 mV	27.23 ft	150.00 ml/min
8/13/2024 1:30 PM	05:00	5.22 pH	26.91 °C	19.70 µS/cm	6.76 mg/L	8.43 NTU	205.8 mV	27.70 ft	150.00 ml/min
8/13/2024 1:31 PM	05:33	5.20 pH	26.76 °C	19.59 µS/cm	6.81 mg/L	5.05 NTU	208.3 mV	27.70 ft	150.00 ml/min
8/13/2024 1:36 PM	10:33	5.05 pH	26.45 °C	19.60 µS/cm	7.01 mg/L	5.87 NTU	226.3 mV	27.70 ft	150.00 ml/min
8/13/2024 1:40 PM	14:31	4.97 pH	26.38 °C	19.61 µS/cm	7.01 mg/L	4.82 NTU	234.5 mV	27.70 ft	150.00 ml/min
8/13/2024 1:45 PM	19:18	4.98 pH	26.09 °C	19.61 µS/cm	6.98 mg/L	3.19 NTU	237.6 mV	27.70 ft	150.00 ml/min
8/13/2024 1:50 PM	24:18	5.03 pH	25.85 °C	19.58 µS/cm	7.00 mg/L	2.94 NTU	237.5 mV	27.70 ft	150.00 ml/min
8/13/2024 1:55 PM	29:18	5.04 pH	24.87 °C	19.43 µS/cm	7.01 mg/L	2.85 NTU	239.3 mV	27.70 ft	150.00 ml/min
8/13/2024 2:00 PM	34:18	4.97 pH	24.24 °C	19.47 µS/cm	7.07 mg/L	1.77 NTU	247.0 mV	27.70 ft	150.00 ml/min

Samples

Sample ID:	Description:

Low-Flow Test Report:

Test Date / Time: 8/13/2024 12:35:28 PM
Project: Plant McIntosh LF4
Operator Name: J. Berisford

Location Name: GWA-15 **Well Diameter: 2 in** **Casing Type: PVC** **Screen Length: 10 ft** **Top of Screen: 30.3 ft** **Total Depth: 40.3 ft** **Initial Depth to Water: 23.77 ft**	**Pump Type: Peristaltic Pump** **Tubing Type: Poly** **Tubing Inner Diameter: 0.17 in** **Pump Intake From TOC: 35 ft** **Estimated Total Volume Pumped: 5.2 liter** **Flow Cell Volume: 130 ml** **Final Flow Rate: 175 ml/min** **Final Draw Down: 4 in**	**Instrument Used: Aqua TROLL 500** **Serial Number: 689325**

Test Notes:
Sunny, sample time-1305

Low-Flow Readings:

Date Time	Elapsed Time	pH	Temperature	Specific Conductivity	RDO Concentration	Turbidity	ORP	Depth to Water	Flow
		+/- 0.1	+/- 3	+/- 5 %	+/- 10 %	+/- 10	+/- 25	+/- 0.3	
8/13/2024 12:35 PM	00:00	4.01 pH	39.29 °C	0.00 µS/cm	6.63 mg/L	1.97 NTU	212.4 mV	23.77 ft	175.00 ml/min
8/13/2024 12:40 PM	05:00	5.22 pH	24.46 °C	22.48 µS/cm	6.51 mg/L	2.21 NTU	218.0 mV	24.10 ft	175.00 ml/min
8/13/2024 12:45 PM	10:00	5.03 pH	23.71 °C	22.48 µS/cm	6.53 mg/L	2.09 NTU	222.3 mV	24.10 ft	175.00 ml/min
8/13/2024 12:50 PM	15:00	4.90 pH	23.82 °C	22.41 µS/cm	6.40 mg/L	1.96 NTU	234.7 mV	24.10 ft	175.00 ml/min
8/13/2024 12:55 PM	20:00	4.79 pH	24.38 °C	21.56 µS/cm	6.52 mg/L	1.55 NTU	242.8 mV	24.10 ft	175.00 ml/min
8/13/2024 1:00 PM	25:00	4.73 pH	24.44 °C	20.82 µS/cm	6.58 mg/L	0.98 NTU	250.9 mV	24.10 ft	175.00 ml/min
8/13/2024 1:05 PM	30:00	4.73 pH	23.77 °C	20.58 µS/cm	6.58 mg/L	0.73 NTU	255.9 mV	24.10 ft	175.00 ml/min

Samples

Sample ID:	Description:

Low-Flow Test Report:

Test Date / Time: 8/13/2024 10:30:37 AM
Project: Plant McIntosh LF4
Operator Name: J. Berisford

Location Name: GWA-16 **Well Diameter: 2 in** **Casing Type: PVC** **Screen Length: 10 ft** **Top of Screen: 30.27 ft** **Total Depth: 40.27 ft** **Initial Depth to Water: 24.97 ft**	**Pump Type: Peristaltic Pump** **Tubing Type: Poly** **Tubing Inner Diameter: 0.17 in** **Pump Intake From TOC: 35 ft** **Estimated Total Volume Pumped: 7.8 liter** **Flow Cell Volume: 130 ml** **Final Flow Rate: 175 ml/min** **Final Draw Down: 6 in**	**Instrument Used: Aqua TROLL 500** **Serial Number: 689325**

Test Notes:
Sunny, sample time -1115

Low-Flow Readings:

Date Time	Elapsed Time	pH	Temperature	Specific Conductivity	RDO Concentration	Turbidity	ORP	Depth to Water	Flow
		+/- 0.1	+/- 3	+/- 5 %	+/- 10 %	+/- 10	+/- 25	+/- 0.3	
8/13/2024 10:30 AM	00:00	4.87 pH	34.17 °C	0.00 µS/cm	7.14 mg/L	2.67 NTU	173.6 mV	24.97 ft	175.00 ml/min
8/13/2024 10:35 AM	05:00	4.95 pH	24.74 °C	18.94 µS/cm	7.10 mg/L	4.89 NTU	210.6 mV	25.50 ft	175.00 ml/min
8/13/2024 10:39 AM	08:43	4.80 pH	24.93 °C	18.94 µS/cm	7.06 mg/L	4.59 NTU	229.6 mV	25.50 ft	175.00 ml/min
8/13/2024 10:44 AM	13:43	4.69 pH	24.79 °C	18.91 µS/cm	7.05 mg/L	4.53 NTU	244.1 mV	25.50 ft	175.00 ml/min
8/13/2024 10:49 AM	18:43	4.67 pH	24.62 °C	18.95 µS/cm	7.01 mg/L	4.26 NTU	250.7 mV	25.50 ft	175.00 ml/min
8/13/2024 10:54 AM	23:43	4.70 pH	24.74 °C	19.02 µS/cm	7.02 mg/L	4.21 NTU	252.2 mV	25.50 ft	175.00 ml/min
8/13/2024 10:55 AM	24:25	4.71 pH	24.91 °C	19.05 µS/cm	6.99 mg/L	3.44 NTU	251.9 mV	25.50 ft	175.00 ml/min
8/13/2024 11:00 AM	29:25	4.76 pH	25.18 °C	18.92 µS/cm	6.97 mg/L	3.10 NTU	251.2 mV	25.50 ft	175.00 ml/min
8/13/2024 11:05 AM	34:25	4.82 pH	24.99 °C	18.96 µS/cm	6.96 mg/L	2.30 NTU	249.1 mV	25.50 ft	175.00 ml/min
8/13/2024 11:10 AM	39:25	4.87 pH	24.96 °C	18.88 µS/cm	6.98 mg/L	1.84 NTU	250.2 mV	25.50 ft	175.00 ml/min
8/13/2024 11:15 AM	44:25	4.90 pH	24.79 °C	18.87 µS/cm	6.97 mg/L	1.29 NTU	247.7 mV	25.50 ft	175.00 ml/min

Samples

Sample ID:	Description:

Low-Flow Test Report:

Test Date / Time: 8/13/2024 3:35:18 PM
Project: Plant McIntosh LF4
Operator Name: J. Berisford

Location Name: GWC-17 **Well Diameter: 2 in** **Casing Type: PVC** **Screen Length: 10 ft** **Top of Screen: 30.05 ft** **Total Depth: 40.05 ft** **Initial Depth to Water: 27.87 ft**	**Pump Type: Peristaltic Pump** **Tubing Type: Poly** **Tubing Inner Diameter: 0.17 in** **Pump Intake From TOC: 35 ft** **Estimated Total Volume Pumped: 5.2 liter** **Flow Cell Volume: 130 ml** **Final Flow Rate: 150 ml/min** **Final Draw Down: 5 in**	**Instrument Used: Aqua TROLL 500** **Serial Number: 689325**

Test Notes:
Sunny, sample time-1610

Low-Flow Readings:

Date Time	Elapsed Time	pH	Temperature	Specific Conductivity	RDO Concentration	Turbidity	ORP	Depth to Water	Flow
		+/- 0.1	+/- 3	+/- 5 %	+/- 10 %	+/- 10	+/- 25	+/- 0.3	
8/13/2024 3:35 PM	00:00	5.11 pH	33.93 °C	0.00 µS/cm	7.20 mg/L	9.71 NTU	216.2 mV	27.87 ft	150.00 ml/min
8/13/2024 3:40 PM	05:00	5.35 pH	24.52 °C	26.49 µS/cm	6.09 mg/L	2.07 NTU	208.2 mV	28.20 ft	150.00 ml/min
8/13/2024 3:45 PM	10:00	5.19 pH	24.36 °C	26.58 µS/cm	6.09 mg/L	1.07 NTU	220.6 mV	28.30 ft	150.00 ml/min
8/13/2024 3:50 PM	15:00	5.10 pH	23.91 °C	26.58 µS/cm	6.01 mg/L	1.18 NTU	228.6 mV	28.30 ft	150.00 ml/min
8/13/2024 3:55 PM	20:00	5.03 pH	23.90 °C	26.55 µS/cm	6.01 mg/L	1.04 NTU	234.9 mV	28.30 ft	150.00 ml/min
8/13/2024 4:00 PM	25:00	5.02 pH	23.72 °C	26.34 µS/cm	5.99 mg/L	1.95 NTU	237.6 mV	28.30 ft	150.00 ml/min
8/13/2024 4:05 PM	30:00	5.01 pH	23.45 °C	26.24 µS/cm	6.01 mg/L	1.23 NTU	238.5 mV	28.30 ft	150.00 ml/min
8/13/2024 4:10 PM	35:00	5.02 pH	23.49 °C	26.17 µS/cm	6.05 mg/L	1.09 NTU	236.8 mV	28.30 ft	150.00 ml/min

Samples

Sample ID:	Description:

Low-Flow Test Report:

Test Date / Time: 8/14/2024 9:25:29 AM
Project: Plant McIntosh LF4
Operator Name: J. Berisford

Location Name: GWC-18 **Well Diameter: 2 in** **Casing Type: PVC** **Screen Length: 10 ft** **Top of Screen: 32.2 ft** **Total Depth: 42.2 ft** **Initial Depth to Water: 36.09 ft**	**Pump Type: Portable Bladder Pump** **Tubing Type: Poly** **Tubing Inner Diameter: 0.17 in** **Pump Intake From TOC: 37 ft** **Estimated Total Volume Pumped: 29.9 liter** **Flow Cell Volume: 130 ml** **Final Flow Rate: 250 ml/min** **Final Draw Down: 24 in**	**Instrument Used: Aqua TROLL 500** **Serial Number: 689325**

Test Notes:
Sunny, sample time-1125

Low-Flow Readings:

Date Time	Elapsed Time	pH	Temperature	Specific Conductivity	RDO Concentration	Turbidity	ORP	Depth to Water	Flow
		+/- 0.1	+/- 3	+/- 5 %	+/- 10 %	+/- 10	+/- 25	+/- 0.3	
8/14/2024 9:25 AM	00:00	6.34 pH	27.64 °C	7.10 µS/cm	7.92 mg/L	15.00 NTU	223.0 mV	36.09 ft	250.00 ml/min
8/14/2024 9:30 AM	05:00	6.18 pH	22.34 °C	75.72 µS/cm	5.93 mg/L	17.00 NTU	192.8 mV	36.50 ft	250.00 ml/min
8/14/2024 9:35 AM	10:00	6.09 pH	21.62 °C	68.19 µS/cm	5.94 mg/L	15.00 NTU	184.6 mV	36.90 ft	250.00 ml/min
8/14/2024 9:40 AM	15:00	6.03 pH	21.30 °C	64.33 µS/cm	5.73 mg/L	14.00 NTU	176.2 mV	37.30 ft	250.00 ml/min
8/14/2024 9:45 AM	20:00	6.04 pH	21.29 °C	64.87 µS/cm	5.50 mg/L	12.00 NTU	170.3 mV	37.60 ft	250.00 ml/min
8/14/2024 9:50 AM	25:00	6.12 pH	21.24 °C	68.40 µS/cm	5.35 mg/L	10.00 NTU	164.7 mV	37.90 ft	250.00 ml/min
8/14/2024 9:55 AM	30:00	6.27 pH	21.18 °C	76.14 µS/cm	5.18 mg/L	9.07 NTU	159.1 mV	38.00 ft	250.00 ml/min
8/14/2024 10:00 AM	35:00	6.42 pH	21.17 °C	84.66 µS/cm	4.94 mg/L	9.20 NTU	153.6 mV	38.10 ft	250.00 ml/min
8/14/2024 10:05 AM	40:00	6.54 pH	21.16 °C	89.96 µS/cm	4.76 mg/L	8.56 NTU	148.3 mV	38.10 ft	250.00 ml/min
8/14/2024 10:10 AM	45:00	6.62 pH	21.15 °C	93.56 µS/cm	4.59 mg/L	9.19 NTU	144.1 mV	38.10 ft	250.00 ml/min
8/14/2024 10:15 AM	50:00	6.66 pH	21.19 °C	95.82 µS/cm	4.43 mg/L	9.59 NTU	140.9 mV	38.10 ft	250.00 ml/min
8/14/2024 10:20 AM	55:00	6.69 pH	21.20 °C	97.38 µS/cm	4.33 mg/L	13.00 NTU	138.5 mV	38.10 ft	250.00 ml/min
8/14/2024 10:25 AM	01:00:00	6.71 pH	21.18 °C	98.72 µS/cm	4.28 mg/L	13.00 NTU	136.3 mV	38.10 ft	250.00 ml/min
8/14/2024 10:29 AM	01:03:38	6.75 pH	21.43 °C	100.35 µS/cm	4.22 mg/L	15.00 NTU	134.0 mV	38.10 ft	250.00 ml/min
8/14/2024 10:30 AM	01:04:57	6.77 pH	21.45 °C	102.49 µS/cm	4.15 mg/L	15.00 NTU	133.6 mV	38.10 ft	250.00 ml/min

8/14/2024 10:35 AM	01:09:57	6.80 pH	21.52 °C	104.95 µS/cm	3.99 mg/L	9.69 NTU	131.9 mV	38.10 ft	250.00 ml/min
8/14/2024 10:40 AM	01:14:57	6.79 pH	21.57 °C	104.33 µS/cm	3.99 mg/L	7.58 NTU	130.9 mV	38.10 ft	250.00 ml/min
8/14/2024 10:45 AM	01:19:57	6.79 pH	21.50 °C	104.27 µS/cm	3.96 mg/L	5.80 NTU	129.9 mV	38.10 ft	250.00 ml/min
8/14/2024 10:50 AM	01:24:57	6.79 pH	21.51 °C	104.24 µS/cm	3.93 mg/L	6.21 NTU	129.0 mV	38.10 ft	250.00 ml/min
8/14/2024 10:55 AM	01:29:57	6.78 pH	21.57 °C	102.96 µS/cm	3.98 mg/L	6.99 NTU	128.2 mV	38.10 ft	250.00 ml/min
8/14/2024 11:00 AM	01:34:57	6.77 pH	21.61 °C	102.24 µS/cm	4.02 mg/L	5.87 NTU	127.8 mV	38.10 ft	250.00 ml/min
8/14/2024 11:05 AM	01:39:57	6.77 pH	21.58 °C	101.89 µS/cm	4.03 mg/L	5.40 NTU	126.7 mV	38.10 ft	250.00 ml/min
8/14/2024 11:10 AM	01:44:57	6.76 pH	21.53 °C	101.75 µS/cm	4.02 mg/L	5.52 NTU	126.1 mV	38.10 ft	250.00 ml/min
8/14/2024 11:15 AM	01:49:57	6.76 pH	21.74 °C	101.03 µS/cm	4.06 mg/L	5.31 NTU	125.2 mV	38.10 ft	250.00 ml/min
8/14/2024 11:20 AM	01:54:57	6.75 pH	21.73 °C	100.33 µS/cm	4.11 mg/L	5.20 NTU	124.4 mV	38.10 ft	250.00 ml/min
8/14/2024 11:25 AM	01:59:57	6.75 pH	21.92 °C	100.02 µS/cm	4.12 mg/L	4.78 NTU	123.6 mV	38.10 ft	250.00 ml/min

Samples

Sample ID:	Description:

Low-Flow Test Report:

Test Date / Time: 8/14/2024 12:50:13 PM
Project: Plant McIntosh LF4
Operator Name: J. Berisford

Location Name: GWC-19 **Well Diameter: 2 in** **Casing Type: PVC** **Screen Length: 10 ft** **Top of Screen: 26.95 ft** **Total Depth: 36.95 ft** **Initial Depth to Water: 29.92 ft**	**Pump Type: Peristaltic Pump** **Tubing Type: Poly** **Tubing Inner Diameter: 0.17 in** **Pump Intake From TOC: 32 ft** **Estimated Total Volume Pumped: 15 liter** **Flow Cell Volume: 130 ml** **Final Flow Rate: 250 ml/min** **Final Draw Down: 4 in**	**Instrument Used: Aqua TROLL 500** **Serial Number: 689325**

Test Notes:
Sunny, sample time-1350. LF4FB-05 here at 1310

Low-Flow Readings:

Date Time	Elapsed Time	pH	Temperature	Specific Conductivity	RDO Concentration	Turbidity	ORP	Depth to Water	Flow
		+/- 0.1	+/- 3	+/- 5 %	+/- 10 %	+/- 10	+/- 25	+/- 0.3	
8/14/2024 12:50 PM	00:00	5.75 pH	28.40 °C	39.10 µS/cm	5.38 mg/L	0.97 NTU	155.9 mV	29.92 ft	250.00 ml/min
8/14/2024 12:55 PM	05:00	5.44 pH	25.78 °C	42.97 µS/cm	4.20 mg/L	0.94 NTU	162.6 mV	30.20 ft	250.00 ml/min
8/14/2024 1:00 PM	10:00	5.38 pH	25.03 °C	44.63 µS/cm	4.11 mg/L	0.79 NTU	168.6 mV	30.30 ft	250.00 ml/min
8/14/2024 1:05 PM	15:00	5.38 pH	24.68 °C	45.18 µS/cm	4.02 mg/L	0.88 NTU	170.3 mV	30.30 ft	250.00 ml/min
8/14/2024 1:10 PM	20:00	5.41 pH	24.58 °C	45.23 µS/cm	3.98 mg/L	0.53 NTU	169.8 mV	30.30 ft	250.00 ml/min
8/14/2024 1:15 PM	25:00	5.44 pH	24.31 °C	45.26 µS/cm	3.97 mg/L	0.59 NTU	169.4 mV	30.30 ft	250.00 ml/min
8/14/2024 1:20 PM	30:00	5.45 pH	24.42 °C	45.20 µS/cm	3.96 mg/L	0.55 NTU	169.9 mV	30.30 ft	250.00 ml/min
8/14/2024 1:25 PM	35:00	5.46 pH	24.35 °C	45.15 µS/cm	3.94 mg/L	0.52 NTU	170.6 mV	30.30 ft	250.00 ml/min
8/14/2024 1:30 PM	40:00	5.48 pH	24.24 °C	45.15 µS/cm	3.94 mg/L	0.48 NTU	170.6 mV	30.30 ft	250.00 ml/min
8/14/2024 1:35 PM	45:00	5.51 pH	24.30 °C	45.20 µS/cm	3.94 mg/L	0.51 NTU	170.6 mV	30.30 ft	250.00 ml/min
8/14/2024 1:40 PM	50:00	5.55 pH	24.71 °C	45.12 µS/cm	3.92 mg/L	0.59 NTU	169.2 mV	30.30 ft	250.00 ml/min
8/14/2024 1:45 PM	55:00	5.61 pH	25.09 °C	45.11 µS/cm	3.93 mg/L	0.54 NTU	166.8 mV	30.30 ft	250.00 ml/min
8/14/2024 1:50 PM	01:00:00	5.65 pH	24.11 °C	45.00 µS/cm	3.93 mg/L	0.59 NTU	166.6 mV	30.30 ft	250.00 ml/min

Low-Flow Test Report:

Test Date / Time: 8/14/2024 3:24:03 PM
Project: Plant McIntosh LF4
Operator Name: J. May

Location Name: GWC-20 **Well Diameter: 2 in** **Casing Type: PVC** **Screen Length: 10 ft** **Top of Screen: 20.13 ft** **Total Depth: 30.13 ft** **Initial Depth to Water: 23.22 ft**	**Pump Type: Peristaltic Pump** **Tubing Type: Poly** **Tubing Inner Diameter: 0.17 in** **Pump Intake From TOC: 25 ft** **Estimated Total Volume Pumped: 13.75 liter** **Flow Cell Volume: 90 ml** **Final Flow Rate: 275 ml/min** **Final Draw Down: 0.96 in**	**Instrument Used: Aqua TROLL 400** **Serial Number: 1101846**

Test Notes:
Sample Time: 1614
Cloudy, Rain, 80s

Low-Flow Readings:

Date Time	Elapsed Time	pH	Temperature	Specific Conductivity	RDO Concentration	Turbidity	ORP	Depth to Water	Flow
		+/- 0.1	+/- 3	+/- 5 %	+/- 10 %	+/- 10	+/- 25	+/- 0.3	
8/14/2024 3:24 PM	00:00	4.77 pH	23.30 °C	41.24 µS/cm	3.95 mg/L	1.40 NTU	160.8 mV	23.22 ft	275.00 ml/min
8/14/2024 3:29 PM	05:00	4.80 pH	21.78 °C	42.86 µS/cm	3.98 mg/L	1.35 NTU	157.9 mV	23.30 ft	275.00 ml/min
8/14/2024 3:34 PM	10:00	4.78 pH	21.70 °C	42.91 µS/cm	3.97 mg/L	1.59 NTU	155.6 mV	23.30 ft	275.00 ml/min
8/14/2024 3:39 PM	15:00	4.80 pH	21.65 °C	42.88 µS/cm	3.94 mg/L	0.86 NTU	153.9 mV	23.30 ft	275.00 ml/min
8/14/2024 3:44 PM	20:00	4.78 pH	21.65 °C	43.14 µS/cm	3.95 mg/L	0.54 NTU	152.8 mV	23.30 ft	275.00 ml/min
8/14/2024 3:49 PM	25:00	4.79 pH	21.64 °C	43.03 µS/cm	3.94 mg/L	0.48 NTU	152.0 mV	23.30 ft	275.00 ml/min
8/14/2024 3:54 PM	30:00	4.77 pH	21.66 °C	43.07 µS/cm	3.96 mg/L	0.37 NTU	151.1 mV	23.30 ft	275.00 ml/min
8/14/2024 3:59 PM	35:00	4.81 pH	21.65 °C	43.07 µS/cm	3.95 mg/L	0.29 NTU	149.9 mV	23.30 ft	275.00 ml/min
8/14/2024 4:04 PM	40:00	4.80 pH	21.67 °C	42.99 µS/cm	3.97 mg/L	0.27 NTU	149.7 mV	23.30 ft	275.00 ml/min
8/14/2024 4:09 PM	45:00	4.81 pH	21.60 °C	42.94 µS/cm	3.96 mg/L	0.22 NTU	149.0 mV	23.30 ft	275.00 ml/min
8/14/2024 4:14 PM	50:00	4.75 pH	21.61 °C	43.13 µS/cm	3.99 mg/L	0.23 NTU	149.0 mV	23.30 ft	275.00 ml/min

Samples

Sample ID:	Description:

Low-Flow Test Report:

Test Date / Time: 8/14/2024 2:00:39 PM
Project: Plant McIntosh LF4
Operator Name: J. May

Location Name: GWC-21 **Well Diameter: 2 in** **Casing Type: PVC** **Screen Length: 10 ft** **Top of Screen: 17.16 ft** **Total Depth: 27.16 ft** **Initial Depth to Water: 21.33 ft**	**Pump Type: Peristaltic Pump** **Tubing Type: Poly** **Tubing Inner Diameter: 0.17 in** **Pump Intake From TOC: 24 ft** **Estimated Total Volume Pumped: 11 liter** **Flow Cell Volume: 90 ml** **Final Flow Rate: 220 ml/min** **Final Draw Down: 8.04 in**	**Instrument Used: Aqua TROLL 400** **Serial Number: 1101846**

Test Notes:
Sample Time: 1450
Sunny, 90s

Low-Flow Readings:

Date Time	Elapsed Time	pH	Temperature	Specific Conductivity	RDO Concentration	Turbidity	ORP	Depth to Water	Flow
		+/- 0.1	+/- 3	+/- 5 %	+/- 10 %	+/- 10	+/- 25	+/- 0.3	
8/14/2024 2:00 PM	00:00	4.69 pH	25.19 °C	37.71 µS/cm	3.27 mg/L	0.48 NTU	151.7 mV	21.33 ft	220.00 ml/min
8/14/2024 2:05 PM	05:00	4.66 pH	23.14 °C	39.44 µS/cm	3.20 mg/L	1.51 NTU	158.8 mV	21.90 ft	220.00 ml/min
8/14/2024 2:10 PM	10:00	4.65 pH	22.84 °C	39.59 µS/cm	3.27 mg/L	8.97 NTU	152.1 mV	22.00 ft	220.00 ml/min
8/14/2024 2:15 PM	15:00	4.65 pH	22.67 °C	39.66 µS/cm	3.22 mg/L	5.01 NTU	151.3 mV	22.00 ft	220.00 ml/min
8/14/2024 2:20 PM	20:00	4.65 pH	22.81 °C	39.79 µS/cm	3.12 mg/L	1.76 NTU	150.6 mV	22.00 ft	220.00 ml/min
8/14/2024 2:25 PM	25:00	4.65 pH	22.72 °C	39.88 µS/cm	3.11 mg/L	0.97 NTU	150.0 mV	22.00 ft	220.00 ml/min
8/14/2024 2:30 PM	30:00	4.64 pH	22.51 °C	39.97 µS/cm	3.11 mg/L	0.73 NTU	149.7 mV	22.00 ft	220.00 ml/min
8/14/2024 2:35 PM	35:00	4.64 pH	22.44 °C	40.02 µS/cm	3.10 mg/L	0.40 NTU	149.4 mV	22.00 ft	220.00 ml/min
8/14/2024 2:40 PM	40:00	4.64 pH	22.40 °C	39.93 µS/cm	3.08 mg/L	0.33 NTU	149.2 mV	22.00 ft	220.00 ml/min
8/14/2024 2:45 PM	45:00	4.64 pH	22.26 °C	39.99 µS/cm	3.09 mg/L	0.29 NTU	149.0 mV	22.00 ft	220.00 ml/min
8/14/2024 2:50 PM	50:00	4.64 pH	22.45 °C	40.07 µS/cm	3.09 mg/L	0.18 NTU	148.8 mV	22.00 ft	220.00 ml/min

Samples

Sample ID:	Description:

Low-Flow Test Report:

Test Date / Time: 8/14/2024 12:28:10 PM
Project: Plant McIntosh LF4
Operator Name: J. May

Location Name: GWC-23 **Well Diameter: 2 in** **Casing Type: PVC** **Screen Length: 10 ft** **Top of Screen: 23.7 ft** **Total Depth: 33.7 ft** **Initial Depth to Water: 29.32 ft**	**Pump Type: Peristaltic Pump** **Tubing Type: Poly** **Tubing Inner Diameter: 0.17 in** **Pump Intake From TOC: 32 ft** **Estimated Total Volume Pumped: 8.25 liter** **Flow Cell Volume: 90 ml** **Final Flow Rate: 150 ml/min** **Final Draw Down: 12.96 in**	**Instrument Used: Aqua TROLL 400** **Serial Number: 1101846**

Test Notes:
Sample Time: 1323
Sunny, 90s

Low-Flow Readings:

Date Time	Elapsed Time	pH	Temperature	Specific Conductivity	RDO Concentration	Turbidity	ORP	Depth to Water	Flow
		+/- 0.1	+/- 3	+/- 5 %	+/- 10 %	+/- 10	+/- 25	+/- 0.3	
8/14/2024 12:28 PM	00:00	5.13 pH	27.58 °C	44.41 µS/cm	5.57 mg/L	0.76 NTU	109.9 mV	29.32 ft	150.00 ml/min
8/14/2024 12:33 PM	05:00	5.04 pH	24.75 °C	44.32 µS/cm	5.18 mg/L	0.87 NTU	104.1 mV	29.90 ft	150.00 ml/min
8/14/2024 12:38 PM	10:00	4.95 pH	24.33 °C	40.08 µS/cm	4.79 mg/L	0.46 NTU	103.4 mV	30.00 ft	150.00 ml/min
8/14/2024 12:43 PM	15:00	4.91 pH	24.13 °C	38.93 µS/cm	4.69 mg/L	0.53 NTU	105.9 mV	30.10 ft	150.00 ml/min
8/14/2024 12:48 PM	20:00	4.90 pH	25.01 °C	37.61 µS/cm	4.63 mg/L	0.47 NTU	108.1 mV	30.20 ft	150.00 ml/min
8/14/2024 12:53 PM	25:00	4.86 pH	25.19 °C	36.77 µS/cm	4.58 mg/L	0.41 NTU	112.0 mV	30.30 ft	150.00 ml/min
8/14/2024 12:58 PM	30:00	4.87 pH	24.29 °C	36.38 µS/cm	4.57 mg/L	0.34 NTU	116.5 mV	30.30 ft	150.00 ml/min
8/14/2024 1:03 PM	35:00	4.84 pH	24.74 °C	36.36 µS/cm	4.65 mg/L	0.19 NTU	120.8 mV	30.30 ft	150.00 ml/min
8/14/2024 1:08 PM	40:00	4.86 pH	24.92 °C	36.16 µS/cm	4.68 mg/L	0.41 NTU	124.3 mV	30.30 ft	150.00 ml/min
8/14/2024 1:13 PM	45:00	4.84 pH	25.28 °C	35.86 µS/cm	4.65 mg/L	0.30 NTU	131.2 mV	30.40 ft	150.00 ml/min
8/14/2024 1:18 PM	50:00	4.87 pH	25.23 °C	35.60 µS/cm	4.73 mg/L	0.18 NTU	130.9 mV	30.40 ft	150.00 ml/min
8/14/2024 1:23 PM	55:00	4.87 pH	25.36 °C	35.33 µS/cm	4.75 mg/L	0.21 NTU	134.2 mV	30.40 ft	150.00 ml/min

Samples

Field Instrumentation Calibration Form

ATLANTIC COAST CONSULTING, INC.

Site Name: McIntosh LF4 Date: 8/13/24

Calibrated By: J. Beaufort Field Conditions: Sunny

Instrument	Manufactuer/ Model	Serial Number
Water Quality Meter	Aquatrall 500	689325
Turbidity Meter	HACH 2100Q	2 20801700 1127

Calibration Standard Information				
Parameter	**Standard**	**Lot #**	**Date of Expiration**	**Brand**
D.O. (%)	N/A	DI H_2O	N/A	N/A
pH (SU)	4.00	4GB1376	Feb-26	PINE
pH (SU)	7.00	4GC0526	Mar-26	PINE
pH (SU)	10.00	4GC0600	Mar-26	PINE
Specific Conductance (µS/cm)	1,413	3GL0664	Dec-24	PINE
ORP (mV)	240.0	3GL0404	Sep-24	PINE

	Standard	**Lot #**	**Date of Expiration**	**Brand**
Turbidity (NTU)	0	DI H_2O	N/A	N/A
	10	A4172	9/25	HACH
	20	A4183	10/25	HACH
	100	A4179	10/25	HACH

Calibration					
Time Start: 0831		**Time Finish:** 0850			
Parameter	**Standard**	**Calibration Value**	**Calibration Solution Temperature (°C)**	**Acceptance Criteria**	**Reference**
D.O. (%)	N/A	97.3	29.3	± 10%	EPA 2023
pH (SU)	4.00	4.01	28.13	± 0.1	GWMP
pH (SU)	7.00	6.99	27.84	± 0.1	GWMP
pH (SU)	10.00	9.95	27.91	± 0.1	GWMP
Specific Conductance (µS/cm)	1,413	1413	27.95	± 10% of standard	NA
ORP (mV)	~~240.0~~ 225	225	28.14	± 10	EPA 2023

	Standard	**Calibration Value**	**Acceptance Criteria**	**Reference**
Turbidity (NTU)	0	0.32	± 10% of standard	EPA 2023
	10	10.2		
	20	20.3		
	100	98.3		

Calibration Check					
Time Start 1221		**Time Finish** 1230			
Parameter	**Standard**	**Calibration Value**	**Calibration Solution Temperature (°C)**	**Acceptance Criteria**	**Reference**
pH (SU)	4.00	4.04	29.72	± 0.1	GWMP
pH (SU)	7.00	7.05	29.81	± 0.1	GWMP
pH (SU)	10.00	9.98	28.94	± 0.1	GWMP
Specific Conductance (µS/cm)	1,413	1497	29.32	± 10% of standard	EPA 2023

	Standard	**Calibration Value**	**Acceptance Criteria**	**Reference**
Turbidity (NTU)	0	0.34	± 10% of standard	EPA 2023
	10	9.94		
	20	20.2		
	100	101		

Notes:

Field Instrumentation Calibration Form

ATLANTIC COAST CONSULTING, INC.

Site Name: McJunkin LF 4 Date: 8/14/24

Calibrated By: J. Bonsell Field Conditions: cloudy

Instrument	Manufactuer/ Model	Serial Number
Water Quality Meter	AquaTroll 500	689325
Turbidity Meter	HACH 2100Q	22080D00112 7

Calibration Standard Information				
Parameter	**Standard**	**Lot #**	**Date of Expiration**	**Brand**
D.O. (%)	N/A	DI H_2O	N/A	N/A
pH (SU)	4.00	4GB1376	Feb-26	PINE
pH (SU)	7.00	4GC0526	Mar-26	PINE
pH (SU)	10.00	4GC0600	Mar-26	PINE
Specific Conductance (µS/cm)	1,413	3GL0664	Dec-24	PINE
ORP (mV)	240.0	3GL0404	Sep-24	PINE

	Standard	**Lot #**	**Date of Expiration**	**Brand**
Turbidity (NTU)	0	DI H_2O	N/A	N/A
	10	A4172	9/25	HACH
	20	A4183	10/25	HACH
	100	A4179	10/25	HACH

Calibration					
Time Start: 0817		**Time Finish:** 0830			
Parameter	**Standard**	**Calibration Value**	**Calibration Solution Temperature (°C)**	**Acceptance Criteria**	**Reference**
D.O. (%)	N/A	162.4	26.00	± 10%	EPA 2023
pH (SU)	4.00	4.00	26.47	± 0.1	GWMP
pH (SU)	7.00	7.00	26.53	± 0.1	GWMP
pH (SU)	10.00	10.00	26.48	± 0.1	GWMP
Specific Conductance (µS/cm)	1,413	1413	26.46	± 10% of standard	NA
ORP (mV)	~~240.0~~ 227	227	26.65	± 10	EPA 2023

	Standard	**Calibration Value**	**Acceptance Criteria**	**Reference**
Turbidity (NTU)	0	0.32	± 10% of standard	EPA 2023
	10	10.3		
	20	20.4		
	100	100		

Calibration Check					
Time Start 1403		**Time Finish** 1414			
Parameter	**Standard**	**Calibration Value**	**Calibration Solution Temperature (°C)**	**Acceptance Criteria**	**Reference**
pH (SU)	4.00	4.03	27.32	± 0.1	GWMP
pH (SU)	7.00	7.07	27.49	± 0.1	GWMP
pH (SU)	10.00	9.95	27.34	± 0.1	GWMP
Specific Conductance (µS/cm)	1,413	1507	27.62	± 10% of standard	EPA 2023

	Standard	**Calibration Value**	**Acceptance Criteria**	**Reference**
Turbidity (NTU)	0	0.34	± 10% of standard	EPA 2023
	10	10.1		
	20	20.0		
	100	103		

Notes:

Field Instrumentation Calibration Form

ATLANTIC COAST CONSULTING, INC.

Site Name: Plant McIntosh Landfill Date: 08-13-24

Calibrated By: J. May Field Conditions: Sunny, 80s

Instrument	Manufactuer/ Model	Serial Number
Water Quality Meter	In Situ AquaTroll	862897
Turbidity Meter	Hach 2100Q	24010D000402

Calibration Standard Information				
Parameter	Standard	Lot #	Date of Expiration	Brand
D.O. (%)	N/A	DI Water	—	—
pH (SU)	4.00	3GL0108	12/25	PINE
pH (SU)	7.00	2G1304	09/24	PINE
pH (SU)	10.00	3GJ0041	10/25	PINE
Specific Conductance (µS/cm)	1,413	3GL06604	12/24	PINE
ORP (mV)	240.0	4GC1490	12/24	PINE

	Standard	Lot #	Date of Expiration	Brand
Turbidity (NTU)	0	DI Water	—	—
	10	A4029	5/25	Hach
	20	A33363	4/25	Hach
	100	A4002	4/25	Hach

Calibration

Time Start: 0820 Time Finish: 0830

Parameter	Standard	Calibration Value	Calibration Solution Temperature (°C)	Acceptance Criteria	Reference
D.O. (%)	N/A	100.15	28.43	± 10%	EPA 2023
pH (SU)	4.00	4.01	29.19	± 0.1	GWMP
pH (SU)	7.00	6.99	28.98	± 0.1	GWMP
pH (SU)	10.00	9.95	29.18	± 0.1	GWMP
Specific Conductance (µS/cm)	1,413	1413.0	29.45	± 10% of standard	NA
ORP (mV)	240.0	225.0	28.15	± 10	EPA 2023

	Standard	Calibration Value	Acceptance Criteria	Reference
Turbidity (NTU)	0	0.10	± 10% of standard	EPA 2023
	10	10.3		
	20	19.2		
	100	99.1		

Calibration Check

Time Start 1230 Time Finish 1245

Parameter	Standard	Calibration Value	Calibration Solution Temperature (°C)	Acceptance Criteria	Reference
pH (SU)	4.00	4.01	31.58	± 0.1	GWMP
pH (SU)	7.00	6.99	31.95	± 0.1	GWMP
pH (SU)	10.00	9.95	31.55	± 0.1	GWMP
Specific Conductance (µS/cm)	1,413	1413.0	31.07	± 10% of standard	EPA 2023

	Standard	Calibration Value	Acceptance Criteria	Reference
Turbidity (NTU)	0	0.20	± 10% of standard	EPA 2023
	10	10.4		
	20	19.6		
	100	99.5		

Field Instrumentation Calibration Form

ATLANTIC COAST CONSULTING, INC.

Site Name: Plant McIntosh LF4 Date: 08-14-24

Calibrated By: J. May Field Conditions: Cloudy, 80s

Instrument	Manufactuer/ Model	Serial Number
Water Quality Meter	InSitu AquaTroll	110846
Turbidity Meter	Hach 2100Q	24010D000402

Calibration Standard Information				
Parameter	**Standard**	**Lot #**	**Date of Expiration**	**Brand**
D.O. (%)	N/A	DI Water	—	—
pH (SU)	4.00	4GE0127	05/26	PINE
pH (SU)	7.00	4GD1607	04/26	PINE
pH (SU)	10.00	4GL0600	03/26	PINE
Specific Conductance (µS/cm)	1,413	4GE0258	05/25	PINE
ORP (mV)	240.0	4GE1370	02/25	PINE

	Standard	**Lot #**	**Date of Expiration**	**Brand**
Turbidity (NTU)	0	DI Water	—	—
	10	A4029	05/25	Hach
	20	A3363	04/25	Hach
	100	A4002	04/25	Hach

Calibration					
Time Start: 0820		**Time Finish:** 0830			
Parameter	**Standard**	**Calibration Value**	**Calibration Solution Temperature (°C)**	**Acceptance Criteria**	**Reference**
D.O. (%)	N/A	100.23	25.76	± 10%	EPA 2023
pH (SU)	4.00	4.00	25.74	± 0.1	GWMP
pH (SU)	7.00	7.00	25.61	± 0.1	GWMP
pH (SU)	10.00	10.00	25.62	± 0.1	GWMP
Specific Conductance (µS/cm)	1,413	1405.4	27.03	± 10% of standard	NA
ORP (mV)	240.0	231.1	27.09	± 10	EPA 2023

	Standard	**Calibration Value**	**Acceptance Criteria**	**Reference**
Turbidity (NTU)	0	0.16	± 10% of standard	EPA 2023
	10	10.1		
	20	20.2		
	100	99.9		

Calibration Check					
Time Start 1210		**Time Finish** 1220			
Parameter	**Standard**	**Calibration Value**	**Calibration Solution Temperature (°C)**	**Acceptance Criteria**	**Reference**
pH (SU)	4.00	4.01	27.61	± 0.1	GWMP
pH (SU)	7.00	6.99	27.80	± 0.1	GWMP
pH (SU)	10.00	9.95	27.81	± 0.1	GWMP
Specific Conductance (µS/cm)	1,413	1408.3	27.98	± 10% of standard	EPA 2023

	Standard	**Calibration Value**	**Acceptance Criteria**	**Reference**
Turbidity (NTU)	0	0.16	± 10% of standard	EPA 2023
	10	10.5		
	20	19.7		
	100	100		

Field Instrumentation Calibration Form

ATLANTIC COAST CONSULTING, INC.

Site Name: Plant McIntosh Ash Pond Date: 8-14-24

Calibrated By: T. Goble Field Conditions: Cloudy 78°

Instrument	Manufactuer/ Model	Serial Number
Water Quality Meter	SmarTroll	965658
Turbidity Meter	HACH 2000Q	22080C000803

Calibration Standard Information				
Parameter	Standard	Lot #	Date of Expiration	Brand
D.O. (%)	N/A	DI H_2O	N/A	N/A
pH (SU)	4.00	4GB1376	2/26	PINE
pH (SU)	7.00	3GJ0918	10/25	PINE
pH (SU)	10.00	3GL0168	12/25	PINE
Specific Conductance (µS/cm)	1,413	3GJ0727	10/24	PINE
ORP (mV)	240.0	3GL0404	9/24	PINE

	Standard	Lot #	Date of Expiration	Brand
Turbidity (NTU)	0	DI H_2O	N/A	N/A
	10	A4172	9/25	HACH
	20	A4183	10/25	HACH
	100	A4179	10/25	HACH

Calibration					
Time Start: 0825		Time Finish: 0845			
Parameter	Standard	Calibration Value	Calibration Solution Temperature (°C)	Acceptance Criteria	Reference
D.O. (%)	N/A	104.31	26.35	± 10%	EPA 2023
pH (SU)	4.00	4.01	28.22	± 0.1	GWMP
pH (SU)	7.00	6.99	28.40	± 0.1	GWMP
pH (SU)	10.00	9.95	28.59	± 0.1	GWMP
Specific Conductance (µS/cm)	1,413	1431	27.61	± 10% of standard	NA
ORP (mV)	240.0	241.2	28.42	± 10	EPA 2023

	Standard	Calibration Value	Acceptance Criteria	Reference
Turbidity (NTU)	0	0.36	± 10% of standard	EPA 2023
	10	10.2		
	20	20.4		
	100	100		

Calibration Check					
Time Start 1230		Time Finish 1248			
Parameter	Standard	Calibration Value	Calibration Solution Temperature (°C)	Acceptance Criteria	Reference
pH (SU)	4.00	4.01	28.45	± 0.1	GWMP
pH (SU)	7.00	6.99	28.03	± 0.1	GWMP
pH (SU)	10.00	9.95	28.27	± 0.1	GWMP
Specific Conductance (µS/cm)	1,413	1440	~~1440~~ 28.61	± 10% of standard	EPA 2023

Recalibrated

	Standard	Calibration Value	Acceptance Criteria	Reference
Turbidity (NTU)	0	0.27	± 10% of standard	EPA 2023
	10	10.2		
	20	20.2		
	100	101		

Notes: Recalibrated pH at 1230

Field Instrumentation Calibration Form

ATLANTIC COAST CONSULTING, INC.

Site Name: Plant McIntosh LF Date: 8-15-24

Calibrated By: T. Gable Field Conditions: Sunny 76°

Instrument	Manufactuer/ Model	Serial Number
Water Quality Meter	SmarTroll	965658
Turbidity Meter	HACH 2100Q	22080D00603

Calibration Standard Information				
Parameter	Standard	Lot #	Date of Expiration	Brand
D.O. (%)	N/A	DI H_2O	N/A	N/A
pH (SU)	4.00	4GB1376	2/26	PINE
pH (SU)	7.00	3GJ0918	10/25	PINE
pH (SU)	10.00	3GL0168	12/25	PINE
Specific Conductance (µS/cm)	1,413	3GJ0727	10/24	PINE
ORP (mV)	240.0	3GL0404	9/24	PINE

	Standard	Lot #	Date of Expiration	Brand
Turbidity (NTU)	0	DI H_2O	N/A	N/A
	10	A4172	9/25	HACH
	20	A4183	10/25	HACH
	100	A4179	10/25	HACH

Calibration					
Time Start: 0900			Time Finish: 0920		
Parameter	Standard	Calibration Value	Calibration Solution Temperature (°C)	Acceptance Criteria	Reference
D.O. (%)	N/A	102.48	24.78	± 10%	EPA 2023
pH (SU)	4.00	3.93	24.75	± 0.1	GWMP
pH (SU)	7.00	7.03	24.75	± 0.1	GWMP
pH (SU)	10.00	10.03	24.95	± 0.1	GWMP
Specific Conductance (µS/cm)	1,413	1375	24.78	± 10% of standard	NA
ORP (mV)	240.0	247.5	25.09	± 10	EPA 2023

	Standard	Calibration Value	Acceptance Criteria	Reference
Turbidity (NTU)	0	0.40	± 10% of standard	EPA 2023
	10	10.3		
	20	20.7		
	100	102		

Calibration Check					
Time Start			Time Finish		
Parameter	Standard	Calibration Value	Calibration Solution Temperature (°C)	Acceptance Criteria	Reference
pH (SU)	4.00			± 0.1	GWMP
pH (SU)	7.00			± 0.1	GWMP
pH (SU)	10.00			± 0.1	GWMP
Specific Conductance (µS/cm)	1,413			± 10% of standard	EPA 2023

	Standard	Calibration Value	Acceptance Criteria	Reference
Turbidity (NTU)	0		± 10% of standard	EPA 2023
	10			
	20			
	100			

Notes: Calibration check not applicable, sampled one well.

Field Instrumentation Calibration Form

ATLANTIC COAST CONSULTING, INC.

Site Name: Plant McIntosh AP-1 Date: 8-14-24

Calibrated By: H. Auld Field Conditions: cloudy, 79

Instrument	Manufactuer/ Model	Serial Number
Water Quality Meter	Aqua Troll 500	863127
Turbidity Meter	HACH 2100Q	160400049767

Calibration Standard Information				
Parameter	Standard	Lot #	Date of Expiration	Brand
D.O. (%)	N/A	DI H_2O	N/A	N/A
pH (SU)	4.00	4GB1376	02/26	PINE
pH (SU)	7.00	4GC0526	03/26	PINE
pH (SU)	10.00	4GC0600	03/26	PINE
Specific Conductance (µS/cm)	1,413	3GL0664	12/24	PINE
ORP (mV)	240.0	4GE1370	02/25	PINE

	Standard	Lot #	Date of Expiration	Brand
Turbidity (NTU)	0	DI H_2O	N/A	N/A
	10	A4172	09/25	HACH
	20	A4183	10/25	HACH
	100	A4179	10/25	HACH

Calibration					
Time Start: 1000		Time Finish: 1020			
Parameter	Standard	Calibration Value	Calibration Solution Temperature (°C)	Acceptance Criteria	Reference
D.O. (%)	N/A	100 %	27.7	± 10%	EPA 2023
pH (SU)	4.00	4.01	28.2	± 0.1	GWMP
pH (SU)	7.00	6.99	28.1	± 0.1	GWMP
pH (SU)	10.00	9.95	28.3	± 0.1	GWMP
Specific Conductance (µS/cm)	1,413	1413	27.7	± 10% of standard	NA
ORP (mV)	240.0	224	28.9	± 10	EPA 2023

	Standard	Calibration Value	Acceptance Criteria	Reference
Turbidity (NTU)	0	0.3	± 10% of standard	EPA 2023
	10	9.97		
	20	20.3		
	100	98		

Calibration Check					
Time Start 1350		Time Finish 1400			
Parameter	Standard	Calibration Value	Calibration Solution Temperature (°C)	Acceptance Criteria	Reference
pH (SU)	4.00	4.01	34.2	± 0.1	GWMP
pH (SU)	7.00	7.00	34.3	± 0.1	GWMP
pH (SU)	10.00	9.98	34.2	± 0.1	GWMP
Specific Conductance (µS/cm)	1,413	1486	34.4	± 10% of standard	EPA 2023

1486 (HR)

	Standard	Calibration Value	Acceptance Criteria	Reference
Turbidity (NTU)	0	0.3	± 10% of standard	EPA 2023
	10	10.1		
	20	19.8		
	100	102		

Notes:

Well Inspection

Site Name: Plant Mcintosh LF4

Date: 8/12/2024

Permit Number: 051-010D(CCR)

Field Conditions: 93 °F

Well ID:	Location/Identification			
	Visible and accessible	Properly identified with correct well ID	Located in high traffic area; does the well require protection from traffic	Acceptable drainage around well (no standing water, not located in obvious drainage flow path)
GWC-1	Yes	Yes	No	Yes
GWA-2	Yes	Yes	No	Yes
GWA-3	Yes	Yes	No	Yes
GWA-4A	Yes	Yes	No	Yes
GWA-5	Yes	Yes	No	Yes
GWC-9	Yes	Yes	No	Yes
GWC-10	Yes	Yes	No	Yes
GWC-11	Yes	Yes	No	Yes
GWC-12	Yes	Yes	No	Yes
GWA-13	Yes	Yes	No	Yes
GWA-14	Yes	Yes	No	Yes
GWA-15	Yes	Yes	No	Yes
GWA-16	Yes	Yes	No	Yes
GWC-17	Yes	Yes	No	Yes
GWC-18	Yes	Yes	No	Yes
GWC-19	Yes	Yes	No	Yes
GWC-20	Yes	Yes	No	Yes
GWC-21	Yes	Yes	No	Yes
PZ-22	Yes	Yes	No	Yes
GWC-23	Yes	Yes	No	Yes

Well Inspection

Site Name: Plant Mcintosh LF4

Date: 8/12/2024

Permit Number: 051-010D(CCR)

Field Conditions: 93 °F

Well ID:	Protective Casing				
	Free from apparent damage and able to be secured	No degradation or deterioration	Functioning weep hole	Annular space clear of debris and water, or filled with pea gravel/sand	Locked and is the lock in good condition
GWC-1	Yes	Yes	Yes	Yes	Yes
GWA-2	Yes	Yes	Yes	Yes	Yes
GWA-3	Yes	Yes	Yes	Yes	Yes
GWA-4A	Yes	Yes	Yes	Yes	Yes
GWA-5	Yes	Yes	Yes	Yes	Yes
GWC-9	Yes	Yes	Yes	Yes	Yes
GWC-10	Yes	Yes	Yes	Yes	Yes
GWC-11	Yes	Yes	Yes	Yes	Yes
GWC-12	Yes	Yes	Yes	Yes	Yes
GWA-13	Yes	Yes	Yes	Yes	Yes
GWA-14	Yes	Yes	Yes	Yes	Yes
GWA-15	Yes	Yes	Yes	Yes	Yes
GWA-16	Yes	Yes	Yes	Yes	Yes
GWC-17	Yes	Yes	Yes	Yes	Yes
GWC-18	Yes	Yes	Yes	Yes	Yes
GWC-19	Yes	Yes	Yes	Yes	Yes
GWC-20	Yes	Yes	Yes	Yes	Yes
GWC-21	Yes	Yes	Yes	Yes	Yes
PZ-22	Yes	Yes	Yes	Yes	Yes
GWC-23	Yes	Yes	Yes	Yes	Yes

Well Inspection

Site Name: Plant Mcintosh LF4 Date: 8/12/2024

Permit Number: 051-010D(CCR) Field Conditions: 93 °F

Well ID:	Surface Pad			Internal Casing		
	Good condition (not cracked/ broken)	Sloped away from the protective casing	In complete contact with the ground surface and stable	Cap prevents entry of foreign material into the well	Free of kinks/bends, or any obstructions from foreign objects (such as bailers)	Properly vented for equilibration of air pressure
GWC-1	Yes	Yes	Yes	Yes	Yes	Yes
GWA-2	Yes	Yes	Yes	Yes	Yes	Yes
GWA-3	Yes	Yes	Yes	Yes	Yes	Yes
GWA-4A	Yes	Yes	Yes	Yes	Yes	Yes
GWA-5	Yes	Yes	Yes	Yes	Yes	Yes
GWC-9	Yes	Yes	Yes	Yes	Yes	Yes
GWC-10	Yes	Yes	Yes	Yes	Yes	Yes
GWC-11	Yes	Yes	Yes	Yes	Yes	Yes
GWC-12	Yes	Yes	Yes	Yes	Yes	Yes
GWA-13	Yes	Yes	Yes	Yes	Yes	Yes
GWA-14	Yes	Yes	Yes	Yes	Yes	Yes
GWA-15	Yes	Yes	Yes	Yes	Yes	Yes
GWA-16	Yes	Yes	Yes	Yes	Yes	Yes
GWC-17	Yes	Yes	Yes	Yes	Yes	Yes
GWC-18	Yes	Yes	Yes	Yes	Yes	Yes
GWC-19	Yes	Yes	Yes	Yes	Yes	Yes
GWC-20	Yes	Yes	Yes	Yes	Yes	Yes
GWC-21	Yes	Yes	Yes	Yes	Yes	Yes
PZ-22	Yes	Yes	Yes	Yes	Yes	Yes
GWC-23	Yes	Yes	Yes	Yes	Yes	Yes

Well Inspection

Site Name: Plant Mcintosh LF4

Date: 8/12/2024

Permit Number: 051-010D(CCR)

Field Conditions: 93 °F

Well ID:	Corrective actions as needed, by date:
GWC-1	
GWA-2	
GWA-3	
GWA-4A	
GWA-5	
GWC-9	
GWC-10	
GWC-11	
GWC-12	
GWA-13	
GWA-14	
GWA-15	
GWA-16	
GWC-17	
GWC-18	
GWC-19	
GWC-20	
GWC-21	
PZ-22	
GWC-23	

APPENDIX B
STATISTICAL ANALYSIS REPORTS

APPENDIX B

Statistical Analysis Reports
February 2024 Monitoring Event

GROUNDWATER STATS CONSULTING

August 30, 2024



Southern Company Services
Attn: Mr. Trey Singleton
241 Ralph McGill Blvd NE, Bin 10160
Atlanta, Georgia 30308

Re: Plant McIntosh Landfill #4
Assessment Monitoring & Background Update – February 2024

Dear Mr. Singleton,

Groundwater Stats Consulting, formerly the statistical consulting division of Sanitas Technologies, is pleased to provide the background update and statistical analysis of the February 2024 Semi-Annual Groundwater Detection Monitoring for Georgia Power Company's McIntosh Landfill #4. The analysis complies with the federal rule for the Disposal of Coal Combustion Residuals (CCR) from Electric Utilities (CCR Rule, 2015), the Georgia Environmental Protection Division (EPD) Rules for Solid Waste Management Chapter 391-3-4-.10, and follows the United States Environmental Protection Agency (USEPA) Unified Guidance (2009).

Sampling began for the CCR program in 2016, and for the Georgia EPD's Solid Waste Permit as early as 2006 for some wells. At least 8 background samples have been collected at each of the groundwater monitoring wells. Semi-annual sampling for select constituents has been performed for several years in accordance with the Georgia Department of Natural Resources, EPD groundwater monitoring regulations; and all available data are evaluated in this report.

The monitoring well network, as provided by Southern Company Services, consists of the following:

- **Upgradient:** GWA-2, GWA-3, GWA-4A, GWA-5, GWA-13, GWA-14, GWA-15, GWA-16, GWC-17, and GWC-18

- **Downgradient**: GWC-1, GWC-9, GWC-10, GWC-11, GWC-12, GWC-19, GWC-20, GWC-21, and GWC-23

Data were sent electronically to Groundwater Stats Consulting, and the statistical analysis was reviewed by Andrew Collins, Project Manager of Groundwater Stats Consulting. The analysis is prepared according to the recommended statistical methodology prepared in the Fall 2017 by Dr. Kirk Cameron, PhD Statistician with MacStat Consulting, primary author of the USEPA Unified Guidance.

The following constituents were evaluated:

- **CCR Appendix III -** boron, calcium, chloride, fluoride, pH, sulfate, and TDS
- **Georgia EPD Appendix I -** antimony, arsenic, barium, beryllium, cadmium, chromium, cobalt, copper, lead, mercury, nickel, selenium, silver, thallium, vanadium, and zinc

Note that when there are no detections present in downgradient wells for a given constituent, statistical analyses are not required. A list of Appendix I well/constituent pairs with 100% non-detects follows this letter. Since mercury was not required by the previous permit, time series and box plots are provided, but no statistical analyses were required for this constituent.

Due to varying detection limits in background data sets, generally due to improved laboratory practices, a substitution of the most recent reporting limit is used for all non-detects. Note that for calculation of intrawell prediction limits, substitution of the most recent reporting limit is performed separately for each well/parameter pair which can result in a different reporting limit for individual wells. This substitution method generally gives the most conservative limit in each case.

Time series plots for CCR Appendix III and Georgia EPD Appendix I parameters at all wells are provided for the purpose of screening data at these wells (Figure A). Additionally, a separate section of box plots is included for all constituents at upgradient and downgradient wells (Figure B). The time series plots are used to initially screen for suspected outliers and trends, while the box plots provide visual representation of variation within individual wells and between all wells. Values in background which have been flagged as outliers may be seen in a lighter font and as a disconnected symbol on the graphs.

Data at all wells were evaluated during the background screening in 2019 for the following: 1) outliers; 2) trends; 3) most appropriate statistical method based on site

characteristics of groundwater data upgradient of the facility; and 4) eligibility of downgradient wells when intrawell statistical methods are recommended. Power curves were provided during the screening to demonstrate that the selected statistical methods for the parameters listed above comply with the USEPA Unified Guidance and the Georgia Environmental Protection Division Rules for Solid Waste Management Chapter 391-3-4-.10. The EPA suggests the selected statistical method should provide at least 55% power at 3 standard deviations or at least 80% power at 4 standard deviations. Power curves were based on the following:

Georgia EPD Appendix I Constituents:

- Semi-Annual Sampling
- Intrawell Prediction Limits with 1-of-2 resample plan (all Georgia EPD parameters)
- # Constituents: 15 (Mercury not included)
- # Downgradient wells: 9

CCR Appendix III Constituents:

- Semi-Annual Sampling
- Intrawell Prediction Limits with 1-of-2 resample plan – (sulfate)
- Interwell Prediction Limits with 1-of-2 resample plan – (boron, calcium, chloride, fluoride, pH, and TDS)
- # Constituents: 7
- # Downgradient wells: 9

Summary of Statistical Methods – All Constituents

Parametric prediction limits are utilized when the screened historical data follow a normal or transformed-normal distribution. When data cannot be normalized or the majority of data are non-detects, a nonparametric test is utilized. While the false positive rate associated with the parametric limits is based on an annual 10% (5% for each semi-annual sample event) as recommended by the EPA Unified Guidance (2009), the false positive rate associated with the nonparametric limits is dependent upon the available background sample size, number of future comparisons, and verification resample plan. The distribution of data is tested using the Shapiro-Wilk/Shapiro-Francia test for normality. After testing for normality and performing any adjustments as discussed below (US EPA, 2009), data are analyzed using either parametric or non-parametric prediction limits. Non-detects are handled as follows:

- No statistical analyses are required on wells and analytes containing 100% non-detects (USEPA Unified Guidance, 2009, Chapter 6).
- When data contain <15% non-detects, simple substitution of one-half the reporting limit is utilized in the statistical analysis. The reporting limit utilized for non-detects is the most recent practical quantification limit (PQL) as reported by the laboratory.
- When data contain between 15-50% non-detects, the Kaplan-Meier non-detect adjustment is applied to the background data for parametric prediction limits. This technique adjusts the mean and standard deviation of the historical concentrations to account for concentrations below the reporting limit.
- Nonparametric prediction limits are used on data containing greater than 50% non-detects.

Natural systems continuously evolve due to physical changes made to the environment. Examples include capping a landfill, paving areas near a well, or lining a drainage channel to prevent erosion. Periodic updating of background statistical limits is necessary to accommodate these types of changes. In the interwell case, prediction limits are updated with upgradient well data during each event after careful screening for any new outliers. In the intrawell case, data for all wells and constituents may re-evaluated when a minimum of 4 new data points are available to determine whether earlier concentrations are representative of present-day groundwater quality. In some cases, an earlier portion of data is deselected prior to construction of limits to provide sensitive limits that will rapidly detect changes in groundwater quality. Even though the data are excluded from the calculation, the values will continue to be reported and shown in tables and graphs.

Two-Step Statistical Analysis

Intrawell statistical methods, combined with a 1-of-2 resample plan, may be used as a conservative first step for identifying potential facility impacts in downgradient wells. Intrawell methods use background data for individual wells and may be overly sensitive to variation. In particular for nonparametric limits with small background sample sizes, the probability of a false positive is much higher than the desired annual sitewide rate of 10%. Therefore, a large number of exceedances may occur as a result of spatial variation rather than facility impacts. A second step can be used to further evaluate those exceedances and reduce the overall number of statistically significant increases (SSIs) that result from spatial variation. In instances where intrawell statistical methods identify an apparent SSI, a second step of interwell statistical evaluation may be used to determine whether the measurement exceeds the sitewide background limit based on pooled upgradient well data. This is similar in concept to the procedure used in compliance monitoring programs where an interwell statistical limit is used to determine "background" (USEPA Unified

Guidance (2009), Chapter 7, Section 7.5). For the detection monitoring program, if the result does not exceed sitewide (interwell) background, an SSI is not declared.

When the result exceeds the sitewide (interwell) background, the 1-of-2 resample plan allows for collection of an independent resample to confirm or disconfirm the initial finding. A statistically significant increase is not declared unless the resample also exceeds the intrawell prediction limit (United States Environmental Protection Agency (USEPA) Unified Guidance, March 2009, Chapter 19). When the resamples confirm the initial exceedance, further research would be required to identify the cause of the exceedance (i.e., impact from the site, natural variation, or an off-site source). When any resample falls within the statistical limit, the initial exceedance is considered to be a false positive result, and no further action is necessary. In cases where intrawell and interwell exceedances are noted and no resamples are collected, the initial exceedance will be considered a confirmed statistically significant increase (SSI).

Trend tests, in addition to interwell prediction limits, are recommended for well/constituent pairs found to have an initial intrawell SSI. Trend analysis will provide for detection of long-term changes and potential facility impacts at a given well in cases where the concentrations at that well remain below the sitewide upgradient limits. Thus, the two-step approach has additional capability to detect long-term changes at downgradient wells compared to interwell methods alone. While a trend may be identified by visual inspection, a quantification of the trend and its significance is needed to identify whether concentrations are statistically significantly increasing, decreasing, or remaining stable over time. The absence of a statistically significant increasing trend indicates that an initial intrawell exceedance is short-term and may be the result of spatial variation rather than a facility impact to groundwater. If a facility impact has occurred, it will likely result in additional exceedances in future sampling events. When a statistically significant increasing trend is noted, additional data may be needed to provide reasonable evidence that the initial intrawell statistical exceedance is a result of spatial variation rather than facility impact.

Background Screening Summary – Georgia EPD Appendix I Constituents – Conducted in August 2019

Outlier Analysis

Time series plots were used to identify suspected outliers, or extreme values that would result in limits that are not representative of the current background data population. Suspected outliers at all wells and parameters are formally tested using Tukey's box plot

method and, when identified, flagged in the computer database with "o" and deselected prior to construction of statistical limits.

Using the Tukey box plot method, several outliers were identified. When the most recent values are identified as outliers, values are often not flagged in the database at that time (except in cases where they would cause background limits to be elevated) as they may represent a possible trend. If future values do not remain at similar concentrations, these values may be flagged as outliers and deselected. Several low values exist in the data sets and appear on the graphs as possible low outliers relative to the laboratory's Practical Quantitation Limit. However, these values are observed trace values (i.e., measurements reported by the laboratory between the Method Detection Limit and the Practical Quantitation Limit) and, therefore, were not flagged as outliers. Due to changing reporting limits for many constituents, when the non-detects are replaced with the most recent reporting limit, previously flagged "J" values (or estimated values) may require flagging as outliers if they are much higher than current reporting limits. This was not required during the 2019 screening.

Of the outliers identified by Tukey's method, several values were flagged in the database. The remaining values were similar to other measurements within a given well, neighboring wells, or were reported non-detects. Several other values were flagged in addition to those identified by Tukey's because the values were higher than all remaining concentrations and would cause the statistical limits to be elevated. All flagged values were re-evaluated during the June 2020 analysis. An additional value of cobalt was flagged in well GWC-21. Values for several constituents were unflagged when they were only slightly higher than other detected values and appeared to represent spatial variation. The resulting prediction limits will still be conservative, yet less prone to false positives.

Additionally, when any values are flagged in the database as outliers, they are plotted in a disconnected and lighter symbol on the time series graph. The accompanying data pages display the flagged value in a lighter font as well. A substitution of the most recent reporting limit is applied when varying detection limits exist in the data.

Seasonality

No obvious seasonal patterns were observed on the time series plots for any of the detected data; therefore, no deseasonalizing adjustments were made to the data. When seasonal patterns are observed, data may be deseasonalized so that the resulting limits will correctly account for the seasonality as a predictable pattern rather than random variation or a release.

Trend Tests

While trends may be identified by visual inspection, a quantification of the trend and its significance is needed. The Sen's Slope/Mann Kendall trend test, which tests for statistically significant increasing or decreasing trends, was used to evaluate data at all upgradient wells and downgradient wells with detections.

In the absence of suspected contamination, significant trending data are typically not included as part of the background data used for construction of prediction limits. This step serves to eliminate the trend and reduce variation in background. When statistically significant decreasing trends are present, all available data are evaluated to determine whether earlier concentration levels are significantly different from current reported concentrations and are deselected as necessary. A few statistically significant increasing trends were noted for barium in wells GWA-2, GWC-1, and GWA-5 (formerly GWB-5) and adjustments were made to eliminate the trend. The trend test results were included with the screening report, and a summary report of special cases of date ranges used in construction of the statistical limits follows this report.

Determination of Spatial Variation

The Analysis of Variance (ANOVA) was used to statistically evaluate differences in average concentrations among upgradient wells for constituents detected in downgradient wells. The ANOVA assists in identifying the most appropriate statistical approach. Interwell tests, which compare downgradient well data to statistical limits constructed from pooled upgradient well data, are appropriate when average concentrations are similar across upgradient wells. Intrawell tests, which compare compliance data from a single well to screened historical data within the same well, are appropriate when upgradient wells exhibit spatial variation; when statistical limits constructed from upgradient wells are not representative of the current background data population; and when downgradient water quality is unimpacted compared to upgradient water quality for the same parameter.

The ANOVA identified significant differences among upgradient well data for: arsenic, barium, beryllium, cadmium, calcium, chromium, cobalt, copper, nickel, and thallium. No significant differences were noted for antimony, lead, selenium, vanadium, and zinc. The ANOVA could not test silver as there was no variation in the measurements among the upgradient wells.

Where variation is not identified, this suggests that interwell analysis would be the most appropriate statistical method for these constituents. However, because this is a lined landfill with pre-waste data showing that metals occur in low level concentrations,

intrawell methods are recommended as the primary statistical method for all detected well/constituent pairs.

Appendix I and Appendix III Background Update Summary – Conducted in March 2024

Statistical limits for Appendix I and III parameters were formally updated in March 2020 and March 2022. All proposed background data were screened for outliers and trends along with eligibility of established background data being updated with compliance data. Discussions of those reports were submitted at the time of each update.

Outlier Testing

Prior to updating prediction limits during the March 2024 analysis, Tukey's outlier test and visual screening were used to re-evaluate data through August 2023 at all wells for parameters using intrawell prediction limits (all Appendix I parameters and sulfate for Appendix III parameters) and through February 2024 at all upgradient wells for parameters utilizing interwell prediction limits (boron, calcium, chloride, fluoride, pH, and TDS). Visual screening and Tukey's test confirmed previously flagged values and identified potential outliers, but not all of these values were flagged as some measurements appeared to be representative of spatial variation. Although not identified by Tukey's test, the two highest values for sulfate in upgradient well GWA-14 were flagged as outliers in order to construct statistical limits that are conservative (i.e., lower) from a regulatory perspective and representative of present-day groundwater quality conditions. Any flagged data are displayed in a lighter font and as a disconnected symbol on the time series reports, as well as in a lighter font on the accompanying data pages. A summary of flagged outliers follows this letter (Figure C).

Mann Whitney Testing - Intrawell

For constituents requiring intrawell prediction limits (All Appendix I parameters and sulfate for Appendix III parameters), the Mann-Whitney (Wilcoxon Rank Sum) test was used to compare the medians of historical data through August 2021 for Appendix I and III constituents to the medians of the new compliance samples at each well through August 2023 (Figures D and E, respectively). Any previously truncated records were also compared to more recent compliance data through August 2023. Discussions of any truncated records were included in previous background update reports. If the medians of the two groups are not significantly different at the 99% confidence level, background data are typically updated to include the newer compliance data.

Several statistically significant differences were found between the two groups for the Appendix I and III constituents. Typically, when the test concludes that the medians of the two groups are significantly different, particularly in the downgradient wells, the background data are not updated to include the newer data unless it can be reasonably justified that the change in concentrations reflects a shift unrelated to practices at the site. In studies in which at least one of the segments being compared is of short duration, the comparison is complicated by the fact that normal short-term variation may be mistaken for long-term change in medians.

In most cases with significant differences for Appendix I parameters, the compliance concentrations were similar to those reported historically, or the magnitudes of the differences in medians were low relative to average concentrations. Therefore, the records for these well/constituent pairs were updated through August 2023. Note that earlier measurements for cobalt at downgradient well GWC-20 were truncated due to more recent measurements reported at lower concentrations than historical concentrations and to construct statistical limits that are representative of present-day groundwater quality conditions.

Additionally, while the Mann-Whitney test did not identify a statistically significant decrease in medians for barium at downgradient well GWC-23, the earlier portion of the record was truncated to construct conservative (i.e., lower) statistical limits using more recent lower reported measurements.

Regarding Appendix III parameters tested using intrawell prediction limits (sulfate), no statistically significant increases in medians were identified. While a statistically significant decrease in medians was identified for sulfate in downgradient well GWC-11, the record for this well/constituent pair was updated because the most recent concentrations for downgradient well GWC-11 were not considerably lower than observations reported historically and all measurements are similar to those reported in one or more upgradient wells.

All records were updated through August 2023. The results of the Mann-Whitney test are included in this report. A summary of special cases with background data sets utilizing a truncated portion of their record follows this letter.

Interwell – Trend Test Evaluation

For parameters which are tested using interwell prediction limits, the Sen's Slope/Mann-Kendall trend test was used to test data in upgradient wells through February 2024 to determine whether concentrations are statistically increasing, decreasing or stable at the

99% confidence level (Figure F). Statistically significant trends were identified for the following well/constituent pairs:

Increasing
- Calcium: GWA-13, GWA-15, and GWA-16
- Chloride: GWC-17

Decreasing
- Calcium: GWA-2, GWA-3, GWA-4A, and GWC-18
- Chloride: GWA-3
- Fluoride: GWC-18
- pH: GWA-4A, GWA-5, GWA-13, GWA-14, GWA-16, and GWC-18

Regarding well/constituent pairs with increasing trends, the magnitude of the trends were low relative to average concentrations and would not have a significant impact on resulting statistical limits. Although decreasing trends were identified for calcium, chloride, fluoride, and pH in among upgradient wells, magnitude of the trends were also low relative to average concentrations among pooled upgradient well data. Therefore, no adjustments were required at this time. All available data through February 2024 from upgradient wells were used to construct interwell prediction limits for boron, calcium, chloride, fluoride, pH, and TDS. As more data are collected, all upgradient well data will be re-evaluated for possible deselection of earlier portions of the records if the measurements no longer represent present-day groundwater quality conditions.

Statistical Analysis of Georgia EPD Appendix I Constituents – February 2024

Intrawell limits constructed from carefully screened background data from within each well serve to provide statistical limits that are representative of the background data population, and that will rapidly identify a change in more recent compliance data from within a given well. The most recent sample from the same well is compared to its respective background. This statistical method removes the element of variation from across wells and eliminates the chance of mistaking spatial variation for a release from the facility.

In cases where downgradient average concentrations are higher than observed upgradient concentrations for a given constituent where intrawell analyses are recommended, the current assumption is that this is due to spatial variation rather than a result of practices at the landfill. Validation of this assumption requires a separate analysis or investigation that is beyond the scope of this data screening study. However, for this

site, the pre-waste data support the assumption of spatial variation rather than impacts of the landfill.

Intrawell Prediction Limits

Intrawell prediction limits, combined with a 1-of-2 resample plan, were constructed using all available data, except for the cases mentioned above, through August 2023 within each well with detections. (Figure G). Compliance data are compared to these intrawell background limits during each subsequent semi-annual sample event. As mentioned above, no statistical analyses were included for well/constituent pairs with 100% non-detects.

For some well/constituent pairs containing <15% non-detects, parametric prediction limits slightly changed compared to those established during the background update. An update was made to the Sanitas™ statistical software in October 2022 that determines the percentage of non-detects within a given background record rather than all records evaluated for a given constituent. Simple substitution of ½ the reporting limit is applied when the percentage of non-detects is <15% in accordance with the USEPA EPA Unified Guidance (2009). No significant changes resulted from this implementation.

In the event of an initial exceedance of compliance well data, the 1-of-2 resample plan allows for collection of two additional samples to determine whether the initial exceedance is confirmed. When the resample confirms the initial exceedance, a statistically significant increase (SSI) is identified, and further research would be required to identify the cause of the exceedance (i.e., impact from the site, natural variation, or an off-site source). If any resample falls within the statistical limit, the initial exceedance is considered to be a false positive result, and no further action is necessary. A summary of prediction limits follows this report. An exceedance was identified for arsenic at upgradient well GWC-18, which is an indication of variation in groundwater quality upgradient of the facility. No exceedances were noted at any of the downgradient wells.

Two-Step Approach

Following the Two-Step analysis procedure, interwell prediction limits would be constructed using pooled upgradient well data for well/constituent pairs with intrawell prediction limit exceedances in downgradient wells. Since no exceedances were found downgradient of the facility, no further action is necessary.

Trend Tests

When prediction limit exceedances occur in any of the downgradient wells, data are further evaluated using the Sen's Slope/Mann Kendall trend test to determine whether concentrations are statistically increasing, decreasing, or stable at the 99% confidence level. Upgradient wells are included in the trend analyses to identify whether similar patterns exist upgradient of the site which is an indication of variability in groundwater unrelated to practices at the site. Since no exceedances were found downgradient of the facility, no further action is necessary.

Statistical Analysis of CCR Appendix III Parameters – February 2024

Intrawell Prediction Limits

For sulfate, intrawell prediction limits, combined with a 1-of-2 resample plan, were constructed using all historical data through August 2023 (Figure H). As mentioned above, intrawell limits constructed from carefully screened background data from within each well serve to provide statistical limits that are representative of the background data population, and that will rapidly identify a change in more recent compliance data from within a given well. The February 2024 samples are compared to these intrawell background limits during this sample event. An exceedance was identified for sulfate at upgradient well GWA-3 with a reported measurement of 1.2 mg/L compared to a limit of 1.125 mg/L. When exceedances are identified upgradient of the facility it is an indication of variation in groundwater quality unrelated to practices at the facility.

Two-Step Approach

The Two-Step approach as discussed earlier consists of constructing interwell prediction limits using pooled upgradient well data to further evaluate the apparent intrawell prediction limit exceedances at downgradient wells. This step was not necessary as no apparent intrawell prediction limit exceedances were identified among downgradient wells.

Interwell Prediction Limits

For boron, calcium, chloride, fluoride, pH, and TDS, interwell prediction limits, combined with a 1-of-2 resample plan, were constructed using all historical upgradient well data through February 2024 (Figure I). Interwell prediction limits pool upgradient well data to establish a background limit for an individual constituent. The February 2024 sample from

each downgradient well is compared to the background limit to determine whether initial exceedances are present.

In the event of an initial exceedance of compliance well data, the 1-of-2 resample plan allows for collection of one additional sample to determine whether the initial exceedance is confirmed. If the resample falls within the statistical limit, the initial exceedance is considered to be a false positive result; therefore, no exceedance is noted, and no further action is necessary. If no resample is collected, the original result is considered a confirmed exceedance. No exceedances were identified for any of the well/constituent pairs.

Trend Tests

When prediction limit exceedances occur in any of the downgradient wells, data are further evaluated using the Sen's Slope/Mann Kendall trend test to determine whether concentrations are statistically increasing, decreasing, or stable at the 99% confidence level. Upgradient wells are included in the trend analyses to identify whether similar patterns exist upgradient of the site which is an indication of variability in groundwater unrelated to practices at the site. This step was not necessary as no exceedances were identified downgradient of the facility.

Summary

Georgia EPD Appendix I

Based on the results of the Appendix I intrawell prediction limits, an exceedance was identified for arsenic at upgradient well GWC-18, and no exceedances were identified in any of the downgradient wells. The two-step approach was not necessary for Appendix I constituents as no exceedances were found downgradient of the facility.

CCR Appendix III

Based on the results of the Appendix III constituents requiring intrawell prediction limits for sulfate and interwell prediction limits for boron, calcium, chloride, fluoride, pH, and TDS, an exceedance for the prediction limits was identified in sulfate at upgradient well GWA-3, and no exceedances were identified in any of the downgradient wells. The two-step approach was not necessary for Appendix III constituents since no exceedances were identified downgradient of the facility.

Thank you for the opportunity to assist you in the statistical analysis of groundwater quality for Plant McIntosh's Landfill #4. If you have any questions or comments, please feel free to contact us.

For Groundwater Stats Consulting,



Abdul Diane
Groundwater Analyst



Andrew T. Collins
Project Manager

Date Ranges

Date: 3/12/2024 10:47 AM

Plant McIntosh Client: Southern Company Data: McIntosh LF4 CCR

Barium (mg/L)
- GWA-2 background:1/16/2015-8/1/2023
- GWA-5 background:1/19/2013-8/1/2023
- GWC-1 background:1/20/2013-8/2/2023
- GWC-18 background:8/11/2016-8/2/2023
- GWC-19 background:4/19/2016-8/2/2023
- GWC-20 background:6/16/2016-8/2/2023
- GWC-23 background:3/27/2019-8/3/2023

Cobalt (mg/L)
- GWC-20 background:7/25/2017-8/2/2023

Sulfate (mg/L)
- GWA-14 background:8/9/2016-8/2/2023
- GWC-17 background:6/15/2016-8/2/2023
- GWC-20 background:8/10/2016-8/2/2023

100% Non-Detects: Appendix I

Analysis Run 3/11/2024 12:01 PM View: Appendix I - Intrawell
Plant McIntosh Data: McIntosh LF4 CCR

Antimony (mg/L)
GWA-15, GWA-16, GWA-4A, GWA-5, GWC-10, GWC-11, GWC-12, GWC-17, GWC-19, GWC-20, GWC-21, GWC-23, GWC-9

Arsenic (mg/L)
GWA-2

Cadmium (mg/L)
GWA-15, GWA-2, GWA-3, GWA-5, GWC-10, GWC-11, GWC-12

Copper (mg/L)
GWC-10

Lead (mg/L)
GWA-15, GWC-1, GWC-10, GWC-12, GWC-17, GWC-19, GWC-9

Selenium (mg/L)
GWA-14, GWC-12, GWC-17, GWC-23

Silver (mg/L)
GWA-13, GWA-14, GWA-15, GWA-16, GWA-2, GWA-3, GWA-4A, GWA-5, GWC-1, GWC-10, GWC-12, GWC-17, GWC-18, GWC-19, GWC-20, GWC-21, GWC-23, GWC-9

Thallium (mg/L)
GWA-15, GWC-1

Appendix I - Welch's t-test/Mann-Whitney - Significant Results

Plant McIntosh Data: McIntosh LF4 CCR Printed 3/6/2024, 12:02 PM

Constituent	Well	Calc.	0.01	Alpha	Method
Antimony (mg/L)	**GWC-1**	**-3.392**	**Yes**	**0.01**	**Mann-W**
Barium (mg/L)	**GWC-18 (bg)**	**-2.915**	**Yes**	**0.01**	**Mann-W**
Barium (mg/L)	**GWC-19**	**-2.615**	**Yes**	**0.01**	**Mann-W**
Cadmium (mg/L)	**GWC-1**	**-3.392**	**Yes**	**0.01**	**Mann-W**
Cadmium (mg/L)	**GWC-9**	**-4.794**	**Yes**	**0.01**	**Mann-W**
Chromium (mg/L)	**GWC-23**	**2.775**	**Yes**	**0.01**	**Mann-W**
Cobalt (mg/L)	**GWA-3 (bg)**	**-3.893**	**Yes**	**0.01**	**Mann-W**
Cobalt (mg/L)	**GWC-17 (bg)**	**2.594**	**Yes**	**0.01**	**Mann-W**
Cobalt (mg/L)	**GWC-20**	**-2.6**	**Yes**	**0.01**	**Mann-W**
Cobalt (mg/L)	**GWC-21**	**-2.991**	**Yes**	**0.01**	**Mann-W**
Cobalt (mg/L)	**GWC-23**	**-2.938**	**Yes**	**0.01**	**Mann-W**
Lead (mg/L)	**GWA-3 (bg)**	**3.202**	**Yes**	**0.01**	**Mann-W**
Nickel (mg/L)	**GWA-2 (bg)**	**-2.886**	**Yes**	**0.01**	**Mann-W**
Nickel (mg/L)	**GWC-1**	**-2.957**	**Yes**	**0.01**	**Mann-W**
Nickel (mg/L)	**GWC-18 (bg)**	**-2.696**	**Yes**	**0.01**	**Mann-W**
Vanadium (mg/L)	**GWC-11**	**-3.082**	**Yes**	**0.01**	**Mann-W**

Appendix I - Welch's t-test/Mann-Whitney - All Results

Plant McIntosh Data: McIntosh LF4 CCR Printed 3/6/2024, 12:02 PM

Constituent	Well	Calc.	0.01	Alpha	Method
Antimony (mg/L)	GWA-13 (bg)	0.3128	No	0.01	Mann-W
Antimony (mg/L)	GWA-14 (bg)	0.3128	No	0.01	Mann-W
Antimony (mg/L)	GWA-2 (bg)	0.2261	No	0.01	Mann-W
Antimony (mg/L)	GWA-3 (bg)	-0.05386	No	0.01	Mann-W
Antimony (mg/L)	**GWC-1**	**-3.392**	**Yes**	**0.01**	**Mann-W**
Antimony (mg/L)	GWC-18 (bg)	0.3128	No	0.01	Mann-W
Arsenic (mg/L)	GWA-13 (bg)	0.3128	No	0.01	Mann-W
Arsenic (mg/L)	GWA-14 (bg)	0.3128	No	0.01	Mann-W
Arsenic (mg/L)	GWA-15 (bg)	0.6877	No	0.01	Mann-W
Arsenic (mg/L)	GWA-16 (bg)	0.3128	No	0.01	Mann-W
Arsenic (mg/L)	GWA-3 (bg)	0.1349	No	0.01	Mann-W
Arsenic (mg/L)	GWA-4A (bg)	-1.128	No	0.01	Mann-W
Arsenic (mg/L)	GWA-5 (bg)	0.1303	No	0.01	Mann-W
Arsenic (mg/L)	GWC-1	0.2261	No	0.01	Mann-W
Arsenic (mg/L)	GWC-10	-1.495	No	0.01	Mann-W
Arsenic (mg/L)	GWC-11	-1.426	No	0.01	Mann-W
Arsenic (mg/L)	GWC-12	0.2723	No	0.01	Mann-W
Arsenic (mg/L)	GWC-17 (bg)	0.828	No	0.01	Mann-W
Arsenic (mg/L)	GWC-18 (bg)	-0.3092	No	0.01	Mann-W
Arsenic (mg/L)	GWC-19	-0.7176	No	0.01	Mann-W
Arsenic (mg/L)	GWC-20	0.6877	No	0.01	Mann-W
Arsenic (mg/L)	GWC-21	0.3282	No	0.01	Mann-W
Arsenic (mg/L)	GWC-23	-0.4299	No	0.01	Mann-W
Arsenic (mg/L)	GWC-9	0.4889	No	0.01	Mann-W
Barium (mg/L)	GWA-13 (bg)	1.934	No	0.01	Mann-W
Barium (mg/L)	GWA-14 (bg)	1.074	No	0.01	Mann-W
Barium (mg/L)	GWA-15 (bg)	-0.3125	No	0.01	Mann-W
Barium (mg/L)	GWA-16 (bg)	2.06	No	0.01	Mann-W
Barium (mg/L)	GWA-2 (bg)	1.418	No	0.01	Mann-W
Barium (mg/L)	GWA-3 (bg)	-1.144	No	0.01	Mann-W
Barium (mg/L)	GWA-4A (bg)	-1.251	No	0.01	Mann-W
Barium (mg/L)	GWA-5 (bg)	0.1834	No	0.01	Mann-W
Barium (mg/L)	GWC-1	-2.202	No	0.01	Mann-W
Barium (mg/L)	GWC-10	-1.739	No	0.01	Mann-W
Barium (mg/L)	GWC-11	-2.329	No	0.01	Mann-W
Barium (mg/L)	GWC-12	-0.2093	No	0.01	Mann-W
Barium (mg/L)	GWC-17 (bg)	0.215	No	0.01	Mann-W
Barium (mg/L)	**GWC-18 (bg)**	**-2.915**	**Yes**	**0.01**	**Mann-W**
Barium (mg/L)	**GWC-19**	**-2.615**	**Yes**	**0.01**	**Mann-W**
Barium (mg/L)	GWC-20	-2.316	No	0.01	Mann-W
Barium (mg/L)	GWC-21	1.201	No	0.01	Mann-W
Barium (mg/L)	GWC-23	-2.505	No	0.01	Mann-W
Barium (mg/L)	GWC-9	0.2622	No	0.01	Mann-W
Beryllium (mg/L)	GWA-13 (bg)	0.7043	No	0.01	Mann-W
Beryllium (mg/L)	GWA-14 (bg)	0.5259	No	0.01	Mann-W
Beryllium (mg/L)	GWA-15 (bg)	0.3128	No	0.01	Mann-W
Beryllium (mg/L)	GWA-16 (bg)	0.5259	No	0.01	Mann-W
Beryllium (mg/L)	GWA-2 (bg)	0.7466	No	0.01	Mann-W
Beryllium (mg/L)	GWA-3 (bg)	0.377	No	0.01	Mann-W
Beryllium (mg/L)	GWA-4A (bg)	0.5836	No	0.01	Mann-W
Beryllium (mg/L)	GWA-5 (bg)	0.4778	No	0.01	Mann-W
Beryllium (mg/L)	GWC-1	0.9587	No	0.01	Mann-W
Beryllium (mg/L)	GWC-10	0.4889	No	0.01	Mann-W
Beryllium (mg/L)	GWC-11	0.377	No	0.01	Mann-W
Beryllium (mg/L)	GWC-12	-0.1917	No	0.01	Mann-W
Beryllium (mg/L)	GWC-17 (bg)	1.178	No	0.01	Mann-W
Beryllium (mg/L)	GWC-18 (bg)	0.3128	No	0.01	Mann-W
Beryllium (mg/L)	GWC-19	-0.6254	No	0.01	Mann-W
Beryllium (mg/L)	GWC-20	0.5371	No	0.01	Mann-W
Beryllium (mg/L)	GWC-21	0.5259	No	0.01	Mann-W
Beryllium (mg/L)	GWC-23	0.5971	No	0.01	Mann-W
Beryllium (mg/L)	GWC-9	0.5836	No	0.01	Mann-W
Cadmium (mg/L)	GWA-13 (bg)	0.5259	No	0.01	Mann-W
Cadmium (mg/L)	GWA-14 (bg)	0.5259	No	0.01	Mann-W
Cadmium (mg/L)	GWA-16 (bg)	0.3128	No	0.01	Mann-W
Cadmium (mg/L)	GWA-4A (bg)	-1.167	No	0.01	Mann-W
Cadmium (mg/L)	**GWC-1**	**-3.392**	**Yes**	**0.01**	**Mann-W**
Cadmium (mg/L)	GWC-17 (bg)	0.06836	No	0.01	Mann-W

Appendix I - Welch's t-test/Mann-Whitney - All Results

Plant McIntosh Data: McIntosh LF4 CCR Printed 3/6/2024, 12:02 PM

Constituent	Well	Calc.	0.01	Alpha	Method
Cadmium (mg/L)	GWC-18 (bg)	0.3128	No	0.01	Mann-W
Cadmium (mg/L)	GWC-19	-2.524	No	0.01	Mann-W
Cadmium (mg/L)	GWC-20	-2.249	No	0.01	Mann-W
Cadmium (mg/L)	GWC-21	-1.688	No	0.01	Mann-W
Cadmium (mg/L)	GWC-23	-2.087	No	0.01	Mann-W
Cadmium (mg/L)	**GWC-9**	**-4.794**	**Yes**	**0.01**	**Mann-W**
Chromium (mg/L)	GWA-13 (bg)	-0.3019	No	0.01	Mann-W
Chromium (mg/L)	GWA-14 (bg)	1.705	No	0.01	Mann-W
Chromium (mg/L)	GWA-15 (bg)	0.6084	No	0.01	Mann-W
Chromium (mg/L)	GWA-16 (bg)	1.164	No	0.01	Mann-W
Chromium (mg/L)	GWA-2 (bg)	0.6907	No	0.01	Mann-W
Chromium (mg/L)	GWA-3 (bg)	0.5277	No	0.01	Mann-W
Chromium (mg/L)	GWA-4A (bg)	-0.3098	No	0.01	Mann-W
Chromium (mg/L)	GWA-5 (bg)	-1.687	No	0.01	Mann-W
Chromium (mg/L)	GWC-1	0.4238	No	0.01	Mann-W
Chromium (mg/L)	GWC-10	0.1123	No	0.01	Mann-W
Chromium (mg/L)	GWC-11	-0.6531	No	0.01	Mann-W
Chromium (mg/L)	GWC-12	-0.8811	No	0.01	Mann-W
Chromium (mg/L)	GWC-17 (bg)	0.7495	No	0.01	Mann-W
Chromium (mg/L)	GWC-18 (bg)	1.082	No	0.01	Mann-W
Chromium (mg/L)	GWC-19	1.395	No	0.01	Mann-W
Chromium (mg/L)	GWC-20	0.04812	No	0.01	Mann-W
Chromium (mg/L)	GWC-21	-0.3282	No	0.01	Mann-W
Chromium (mg/L)	**GWC-23**	**2.775**	**Yes**	**0.01**	**Mann-W**
Chromium (mg/L)	GWC-9	-1.987	No	0.01	Mann-W
Cobalt (mg/L)	GWA-13 (bg)	-1.574	No	0.01	Mann-W
Cobalt (mg/L)	GWA-14 (bg)	-2.296	No	0.01	Mann-W
Cobalt (mg/L)	GWA-15 (bg)	-1.13	No	0.01	Mann-W
Cobalt (mg/L)	GWA-16 (bg)	-0.6159	No	0.01	Mann-W
Cobalt (mg/L)	GWA-2 (bg)	-0.8411	No	0.01	Mann-W
Cobalt (mg/L)	**GWA-3 (bg)**	**-3.893**	**Yes**	**0.01**	**Mann-W**
Cobalt (mg/L)	GWA-4A (bg)	-2.355	No	0.01	Mann-W
Cobalt (mg/L)	GWA-5 (bg)	-0.2773	No	0.01	Mann-W
Cobalt (mg/L)	GWC-1	-2.135	No	0.01	Mann-W
Cobalt (mg/L)	GWC-10	0.4889	No	0.01	Mann-W
Cobalt (mg/L)	GWC-11	-0.4884	No	0.01	Mann-W
Cobalt (mg/L)	GWC-12	-2.098	No	0.01	Mann-W
Cobalt (mg/L)	**GWC-17 (bg)**	**2.594**	**Yes**	**0.01**	**Mann-W**
Cobalt (mg/L)	GWC-18 (bg)	0.5259	No	0.01	Mann-W
Cobalt (mg/L)	GWC-19	0.9566	No	0.01	Mann-W
Cobalt (mg/L)	**GWC-20**	**-2.6**	**Yes**	**0.01**	**Mann-W**
Cobalt (mg/L)	**GWC-21**	**-2.991**	**Yes**	**0.01**	**Mann-W**
Cobalt (mg/L)	**GWC-23**	**-2.938**	**Yes**	**0.01**	**Mann-W**
Cobalt (mg/L)	GWC-9	-0.3391	No	0.01	Mann-W
Copper (mg/L)	GWA-13 (bg)	0.3638	No	0.01	Mann-W
Copper (mg/L)	GWA-14 (bg)	0.6151	No	0.01	Mann-W
Copper (mg/L)	GWA-15 (bg)	0.3638	No	0.01	Mann-W
Copper (mg/L)	GWA-16 (bg)	0.6151	No	0.01	Mann-W
Copper (mg/L)	GWA-2 (bg)	-0.4056	No	0.01	Mann-W
Copper (mg/L)	GWA-3 (bg)	-0.1932	No	0.01	Mann-W
Copper (mg/L)	GWA-4A (bg)	-0.9692	No	0.01	Mann-W
Copper (mg/L)	GWA-5 (bg)	-0.05805	No	0.01	Mann-W
Copper (mg/L)	GWC-1	0.2466	No	0.01	Mann-W
Copper (mg/L)	GWC-11	0.2944	No	0.01	Mann-W
Copper (mg/L)	GWC-12	0.4063	No	0.01	Mann-W
Copper (mg/L)	GWC-17 (bg)	0.2206	No	0.01	Mann-W
Copper (mg/L)	GWC-18 (bg)	0.2134	No	0.01	Mann-W
Copper (mg/L)	GWC-19	0.6151	No	0.01	Mann-W
Copper (mg/L)	GWC-20	0.6151	No	0.01	Mann-W
Copper (mg/L)	GWC-21	0.836	No	0.01	Mann-W
Copper (mg/L)	GWC-23	0.9784	No	0.01	Mann-W
Copper (mg/L)	GWC-9	0.1439	No	0.01	Mann-W
Lead (mg/L)	GWA-13 (bg)	0.3128	No	0.01	Mann-W
Lead (mg/L)	GWA-14 (bg)	0.5259	No	0.01	Mann-W
Lead (mg/L)	GWA-16 (bg)	0.5259	No	0.01	Mann-W
Lead (mg/L)	GWA-2 (bg)	0.03517	No	0.01	Mann-W
Lead (mg/L)	**GWA-3 (bg)**	**3.202**	**Yes**	**0.01**	**Mann-W**
Lead (mg/L)	GWA-4A (bg)	0.1167	No	0.01	Mann-W

Appendix I - Welch's t-test/Mann-Whitney - All Results

Plant McIntosh Data: McIntosh LF4 CCR Printed 3/6/2024, 12:02 PM

Constituent	Well	Calc.	0.01	Alpha	Method
Lead (mg/L)	GWA-5 (bg)	0.57	No	0.01	Mann-W
Lead (mg/L)	GWC-11	-1.161	No	0.01	Mann-W
Lead (mg/L)	GWC-18 (bg)	-1.987	No	0.01	Mann-W
Lead (mg/L)	GWC-20	0.3128	No	0.01	Mann-W
Lead (mg/L)	GWC-21	0.5259	No	0.01	Mann-W
Lead (mg/L)	GWC-23	-0.6418	No	0.01	Mann-W
Nickel (mg/L)	GWA-13 (bg)	-0.1959	No	0.01	Mann-W
Nickel (mg/L)	GWA-14 (bg)	0	No	0.01	Mann-W
Nickel (mg/L)	GWA-15 (bg)	0.1199	No	0.01	Mann-W
Nickel (mg/L)	GWA-16 (bg)	-0.4802	No	0.01	Mann-W
Nickel (mg/L)	**GWA-2 (bg)**	**-2.886**	**Yes**	**0.01**	**Mann-W**
Nickel (mg/L)	GWA-3 (bg)	-1.85	No	0.01	Mann-W
Nickel (mg/L)	GWA-4A (bg)	-2.219	No	0.01	Mann-W
Nickel (mg/L)	GWA-5 (bg)	-0.6931	No	0.01	Mann-W
Nickel (mg/L)	**GWC-1**	**-2.957**	**Yes**	**0.01**	**Mann-W**
Nickel (mg/L)	GWC-10	1.262	No	0.01	Mann-W
Nickel (mg/L)	GWC-11	0.3284	No	0.01	Mann-W
Nickel (mg/L)	GWC-12	-1.438	No	0.01	Mann-W
Nickel (mg/L)	GWC-17 (bg)	-0.586	No	0.01	Mann-W
Nickel (mg/L)	**GWC-18 (bg)**	**-2.696**	**Yes**	**0.01**	**Mann-W**
Nickel (mg/L)	GWC-19	-1.31	No	0.01	Mann-W
Nickel (mg/L)	GWC-20	-2.212	No	0.01	Mann-W
Nickel (mg/L)	GWC-21	-2.565	No	0.01	Mann-W
Nickel (mg/L)	GWC-23	-0.4988	No	0.01	Mann-W
Nickel (mg/L)	GWC-9	-1.634	No	0.01	Mann-W
Selenium (mg/L)	GWA-13 (bg)	0.3128	No	0.01	Mann-W
Selenium (mg/L)	GWA-15 (bg)	0.3128	No	0.01	Mann-W
Selenium (mg/L)	GWA-16 (bg)	0.3128	No	0.01	Mann-W
Selenium (mg/L)	GWA-2 (bg)	0.4889	No	0.01	Mann-W
Selenium (mg/L)	GWA-3 (bg)	0.6683	No	0.01	Mann-W
Selenium (mg/L)	GWA-4A (bg)	0.4889	No	0.01	Mann-W
Selenium (mg/L)	GWA-5 (bg)	0.2236	No	0.01	Mann-W
Selenium (mg/L)	GWC-1	0.377	No	0.01	Mann-W
Selenium (mg/L)	GWC-10	0.377	No	0.01	Mann-W
Selenium (mg/L)	GWC-11	0.7466	No	0.01	Mann-W
Selenium (mg/L)	GWC-18 (bg)	0.3128	No	0.01	Mann-W
Selenium (mg/L)	GWC-19	0.3128	No	0.01	Mann-W
Selenium (mg/L)	GWC-20	0.3128	No	0.01	Mann-W
Selenium (mg/L)	GWC-21	0.3128	No	0.01	Mann-W
Selenium (mg/L)	GWC-9	-0.3769	No	0.01	Mann-W
Silver (mg/L)	GWC-11	0.2433	No	0.01	Mann-W
Thallium (mg/L)	GWA-13 (bg)	0.828	No	0.01	Mann-W
Thallium (mg/L)	GWA-14 (bg)	0.828	No	0.01	Mann-W
Thallium (mg/L)	GWA-16 (bg)	0.5259	No	0.01	Mann-W
Thallium (mg/L)	GWA-2 (bg)	0.5009	No	0.01	Mann-W
Thallium (mg/L)	GWA-3 (bg)	0.3861	No	0.01	Mann-W
Thallium (mg/L)	GWA-4A (bg)	0.3861	No	0.01	Mann-W
Thallium (mg/L)	GWA-5 (bg)	0.2261	No	0.01	Mann-W
Thallium (mg/L)	GWC-10	0.5009	No	0.01	Mann-W
Thallium (mg/L)	GWC-11	0.5009	No	0.01	Mann-W
Thallium (mg/L)	GWC-12	0.3861	No	0.01	Mann-W
Thallium (mg/L)	GWC-17 (bg)	1.079	No	0.01	Mann-W
Thallium (mg/L)	GWC-18 (bg)	2.354	No	0.01	Mann-W
Thallium (mg/L)	GWC-19	0.6877	No	0.01	Mann-W
Thallium (mg/L)	GWC-20	1.196	No	0.01	Mann-W
Thallium (mg/L)	GWC-21	0.6877	No	0.01	Mann-W
Thallium (mg/L)	GWC-23	1.248	No	0.01	Mann-W
Thallium (mg/L)	GWC-9	0.2315	No	0.01	Mann-W
Vanadium (mg/L)	GWA-13 (bg)	0.4575	No	0.01	Mann-W
Vanadium (mg/L)	GWA-14 (bg)	0.6151	No	0.01	Mann-W
Vanadium (mg/L)	GWA-15 (bg)	0.4572	No	0.01	Mann-W
Vanadium (mg/L)	GWA-16 (bg)	0.9803	No	0.01	Mann-W
Vanadium (mg/L)	GWA-2 (bg)	-0.9858	No	0.01	Mann-W
Vanadium (mg/L)	GWA-3 (bg)	-0.1675	No	0.01	Mann-W
Vanadium (mg/L)	GWA-4A (bg)	-1.197	No	0.01	Mann-W
Vanadium (mg/L)	GWA-5 (bg)	0.4189	No	0.01	Mann-W
Vanadium (mg/L)	GWC-1	-1.005	No	0.01	Mann-W
Vanadium (mg/L)	GWC-10	-0.4235	No	0.01	Mann-W

Appendix I - Welch's t-test/Mann-Whitney - All Results

Plant McIntosh Data: McIntosh LF4 CCR Printed 3/6/2024, 12:02 PM

Constituent	Well	Calc.	0.01	Alpha	Method
Vanadium (mg/L)	**GWC-11**	**-3.082**	**Yes**	**0.01**	**Mann-W**
Vanadium (mg/L)	GWC-12	-0.9524	No	0.01	Mann-W
Vanadium (mg/L)	GWC-17 (bg)	0.4572	No	0.01	Mann-W
Vanadium (mg/L)	GWC-18 (bg)	0.7195	No	0.01	Mann-W
Vanadium (mg/L)	GWC-19	-1.106	No	0.01	Mann-W
Vanadium (mg/L)	GWC-20	-1.067	No	0.01	Mann-W
Vanadium (mg/L)	GWC-21	-0.6402	No	0.01	Mann-W
Vanadium (mg/L)	GWC-23	-1.36	No	0.01	Mann-W
Vanadium (mg/L)	GWC-9	-1.322	No	0.01	Mann-W
Zinc (mg/L)	GWA-13 (bg)	0.397	No	0.01	Mann-W
Zinc (mg/L)	GWA-14 (bg)	-1.088	No	0.01	Mann-W
Zinc (mg/L)	GWA-15 (bg)	-0.6843	No	0.01	Mann-W
Zinc (mg/L)	GWA-16 (bg)	0.2285	No	0.01	Mann-W
Zinc (mg/L)	GWA-2 (bg)	0.3893	No	0.01	Mann-W
Zinc (mg/L)	GWA-3 (bg)	0.257	No	0.01	Mann-W
Zinc (mg/L)	GWA-4A (bg)	-0.5313	No	0.01	Mann-W
Zinc (mg/L)	GWA-5 (bg)	-0.1747	No	0.01	Mann-W
Zinc (mg/L)	GWC-1	2.331	No	0.01	Mann-W
Zinc (mg/L)	GWC-10	-0.9154	No	0.01	Mann-W
Zinc (mg/L)	GWC-11	2.113	No	0.01	Mann-W
Zinc (mg/L)	GWC-12	1.124	No	0.01	Mann-W
Zinc (mg/L)	GWC-17 (bg)	-0.3599	No	0.01	Mann-W
Zinc (mg/L)	GWC-18 (bg)	0.144	No	0.01	Mann-W
Zinc (mg/L)	GWC-19	1.493	No	0.01	Mann-W
Zinc (mg/L)	GWC-20	-2.276	No	0.01	Mann-W
Zinc (mg/L)	GWC-21	0.1896	No	0.01	Mann-W
Zinc (mg/L)	GWC-23	-0.2447	No	0.01	Mann-W
Zinc (mg/L)	GWC-9	-0.1472	No	0.01	Mann-W

Appendix III - Welch's t-test/Mann-Whitney - Significant Result

Plant McIntosh Data: McIntosh LF4 CCR Printed 3/6/2024, 11:48 AM

Constituent	Well	Calc.	0.01	Alpha	Method
Sulfate (mg/L)	**GWC-11**	**-3.111**	**Yes**	**0.01**	**Mann-W**

Appendix III - Welch's t-test/Mann-Whitney - All Results

Plant McIntosh Data: McIntosh LF4 CCR Printed 3/6/2024, 11:48 AM

Constituent	Well	Calc.	0.01	Alpha	Method
Sulfate (mg/L)	GWA-13 (bg)	-0.2963	No	0.01	Mann-W
Sulfate (mg/L)	GWA-14 (bg)	-0.879	No	0.01	Mann-W
Sulfate (mg/L)	GWA-15 (bg)	0.3343	No	0.01	Mann-W
Sulfate (mg/L)	GWA-16 (bg)	0.05147	No	0.01	Mann-W
Sulfate (mg/L)	GWA-2 (bg)	0.7406	No	0.01	Mann-W
Sulfate (mg/L)	GWA-3 (bg)	-1.685	No	0.01	Mann-W
Sulfate (mg/L)	GWA-4A (bg)	-2.512	No	0.01	Mann-W
Sulfate (mg/L)	GWA-5 (bg)	1.101	No	0.01	Mann-W
Sulfate (mg/L)	GWC-1	-2.274	No	0.01	Mann-W
Sulfate (mg/L)	GWC-10	-2.046	No	0.01	Mann-W
Sulfate (mg/L)	**GWC-11**	**-3.111**	**Yes**	**0.01**	**Mann-W**
Sulfate (mg/L)	GWC-12	0.6419	No	0.01	Mann-W
Sulfate (mg/L)	GWC-17 (bg)	-0.8715	No	0.01	Mann-W
Sulfate (mg/L)	GWC-18 (bg)	-2.517	No	0.01	Mann-W
Sulfate (mg/L)	GWC-19	0.8971	No	0.01	Mann-W
Sulfate (mg/L)	GWC-20	-2.131	No	0.01	Mann-W
Sulfate (mg/L)	GWC-21	-0.5628	No	0.01	Mann-W
Sulfate (mg/L)	GWC-23	-1.079	No	0.01	Mann-W
Sulfate (mg/L)	GWC-9	-1.52	No	0.01	Mann-W

Appendix III - Upgradient Wells Trend Test - Significant Results

Plant McIntosh Client: Southern Company Data: McIntosh LF4 CCR Printed 3/11/2024, 4:58 PM

Constituent	Well	Slope	Calc.	Critical	Sig.	N	%NDs	Normality	Xform	Alpha	Method
Calcium (mg/L)	**GWA-13 (bg)**	**0.0198**	**108**	**98**	**Yes**	**23**	**0**	**n/a**	**n/a**	**0.01**	**NP**
Calcium (mg/L)	**GWA-15 (bg)**	**0.06636**	**99**	**98**	**Yes**	**23**	**0**	**n/a**	**n/a**	**0.01**	**NP**
Calcium (mg/L)	**GWA-16 (bg)**	**0.008964**	**111**	**98**	**Yes**	**23**	**0**	**n/a**	**n/a**	**0.01**	**NP**
Calcium (mg/L)	**GWA-2 (bg)**	**-0.02304**	**-112**	**-98**	**Yes**	**23**	**0**	**n/a**	**n/a**	**0.01**	**NP**
Calcium (mg/L)	**GWA-3 (bg)**	**-0.01631**	**-101**	**-98**	**Yes**	**23**	**0**	**n/a**	**n/a**	**0.01**	**NP**
Calcium (mg/L)	**GWA-4A (bg)**	**-0.1422**	**-154**	**-98**	**Yes**	**23**	**0**	**n/a**	**n/a**	**0.01**	**NP**
Calcium (mg/L)	**GWC-18 (bg)**	**-1.375**	**-156**	**-105**	**Yes**	**24**	**0**	**n/a**	**n/a**	**0.01**	**NP**
Chloride (mg/L)	**GWA-3 (bg)**	**-0.5214**	**-213**	**-98**	**Yes**	**23**	**0**	**n/a**	**n/a**	**0.01**	**NP**
Chloride (mg/L)	**GWC-17 (bg)**	**0.07157**	**109**	**98**	**Yes**	**23**	**0**	**n/a**	**n/a**	**0.01**	**NP**
Fluoride (mg/L)	**GWC-18 (bg)**	**-0.01629**	**-106**	**-105**	**Yes**	**24**	**0**	**n/a**	**n/a**	**0.01**	**NP**
pH (S.U.)	**GWA-13 (bg)**	**-0.0399**	**-127**	**-111**	**Yes**	**25**	**0**	**n/a**	**n/a**	**0.01**	**NP**
pH (S.U.)	**GWA-14 (bg)**	**-0.04808**	**-164**	**-111**	**Yes**	**25**	**0**	**n/a**	**n/a**	**0.01**	**NP**
pH (S.U.)	**GWA-16 (bg)**	**-0.03529**	**-154**	**-111**	**Yes**	**25**	**0**	**n/a**	**n/a**	**0.01**	**NP**
pH (S.U.)	**GWA-4A (bg)**	**-0.07833**	**-127**	**-111**	**Yes**	**25**	**0**	**n/a**	**n/a**	**0.01**	**NP**
pH (S.U.)	**GWA-5 (bg)**	**-0.06775**	**-180**	**-111**	**Yes**	**25**	**0**	**n/a**	**n/a**	**0.01**	**NP**
pH (S.U.)	**GWC-18 (bg)**	**-0.07432**	**-139**	**-111**	**Yes**	**25**	**0**	**n/a**	**n/a**	**0.01**	**NP**

Appendix III - Upgradient Wells Trend Test - All Results

Plant McIntosh Client: Southern Company Data: McIntosh LF4 CCR Printed 3/11/2024, 4:58 PM

Constituent	Well	Slope	Calc.	Critical	Sig.	N	%NDs	Normality	Xform	Alpha	Method
Boron (mg/L)	GWA-13 (bg)	0	-16	-98	No	23	82.61	n/a	n/a	0.01	NP
Boron (mg/L)	GWA-14 (bg)	0	13	98	No	23	86.96	n/a	n/a	0.01	NP
Boron (mg/L)	GWA-15 (bg)	0	20	98	No	23	95.65	n/a	n/a	0.01	NP
Boron (mg/L)	GWA-16 (bg)	0	9	98	No	23	91.3	n/a	n/a	0.01	NP
Boron (mg/L)	GWA-2 (bg)	0	9	98	No	23	73.91	n/a	n/a	0.01	NP
Boron (mg/L)	GWA-3 (bg)	0	-44	-98	No	23	78.26	n/a	n/a	0.01	NP
Boron (mg/L)	GWA-4A (bg)	0	-15	-98	No	23	73.91	n/a	n/a	0.01	NP
Boron (mg/L)	GWA-5 (bg)	0	-23	-98	No	23	82.61	n/a	n/a	0.01	NP
Boron (mg/L)	GWC-17 (bg)	0	20	98	No	23	95.65	n/a	n/a	0.01	NP
Boron (mg/L)	GWC-18 (bg)	0	20	98	No	23	95.65	n/a	n/a	0.01	NP
Calcium (mg/L)	**GWA-13 (bg)**	**0.0198**	**108**	**98**	**Yes**	**23**	**0**	**n/a**	**n/a**	**0.01**	**NP**
Calcium (mg/L)	GWA-14 (bg)	0.003259	31	98	No	23	0	n/a	n/a	0.01	NP
Calcium (mg/L)	**GWA-15 (bg)**	**0.06636**	**99**	**98**	**Yes**	**23**	**0**	**n/a**	**n/a**	**0.01**	**NP**
Calcium (mg/L)	**GWA-16 (bg)**	**0.008964**	**111**	**98**	**Yes**	**23**	**0**	**n/a**	**n/a**	**0.01**	**NP**
Calcium (mg/L)	**GWA-2 (bg)**	**-0.02304**	**-112**	**-98**	**Yes**	**23**	**0**	**n/a**	**n/a**	**0.01**	**NP**
Calcium (mg/L)	**GWA-3 (bg)**	**-0.01631**	**-101**	**-98**	**Yes**	**23**	**0**	**n/a**	**n/a**	**0.01**	**NP**
Calcium (mg/L)	**GWA-4A (bg)**	**-0.1422**	**-154**	**-98**	**Yes**	**23**	**0**	**n/a**	**n/a**	**0.01**	**NP**
Calcium (mg/L)	GWA-5 (bg)	-0.08153	-83	-98	No	23	0	n/a	n/a	0.01	NP
Calcium (mg/L)	GWC-17 (bg)	0	39	98	No	23	0	n/a	n/a	0.01	NP
Calcium (mg/L)	**GWC-18 (bg)**	**-1.375**	**-156**	**-105**	**Yes**	**24**	**0**	**n/a**	**n/a**	**0.01**	**NP**
Chloride (mg/L)	GWA-13 (bg)	0	-7	-98	No	23	0	n/a	n/a	0.01	NP
Chloride (mg/L)	GWA-14 (bg)	-0.04205	-89	-98	No	23	0	n/a	n/a	0.01	NP
Chloride (mg/L)	GWA-15 (bg)	-0.0257	-35	-98	No	23	0	n/a	n/a	0.01	NP
Chloride (mg/L)	GWA-16 (bg)	0	8	98	No	23	0	n/a	n/a	0.01	NP
Chloride (mg/L)	GWA-2 (bg)	-0.06166	-98	-98	No	23	0	n/a	n/a	0.01	NP
Chloride (mg/L)	**GWA-3 (bg)**	**-0.5214**	**-213**	**-98**	**Yes**	**23**	**0**	**n/a**	**n/a**	**0.01**	**NP**
Chloride (mg/L)	GWA-4A (bg)	0.01805	25	98	No	23	0	n/a	n/a	0.01	NP
Chloride (mg/L)	GWA-5 (bg)	0.05607	79	92	No	22	0	n/a	n/a	0.01	NP
Chloride (mg/L)	**GWC-17 (bg)**	**0.07157**	**109**	**98**	**Yes**	**23**	**0**	**n/a**	**n/a**	**0.01**	**NP**
Chloride (mg/L)	GWC-18 (bg)	-0.05892	-85	-98	No	23	0	n/a	n/a	0.01	NP
Fluoride (mg/L)	GWA-13 (bg)	0	-6	-98	No	23	82.61	n/a	n/a	0.01	NP
Fluoride (mg/L)	GWA-14 (bg)	0	4	98	No	23	82.61	n/a	n/a	0.01	NP
Fluoride (mg/L)	GWA-15 (bg)	0	4	98	No	23	82.61	n/a	n/a	0.01	NP
Fluoride (mg/L)	GWA-16 (bg)	0	9	98	No	23	86.96	n/a	n/a	0.01	NP
Fluoride (mg/L)	GWA-2 (bg)	0	-30	-98	No	23	60.87	n/a	n/a	0.01	NP
Fluoride (mg/L)	GWA-3 (bg)	0	-10	-98	No	23	82.61	n/a	n/a	0.01	NP
Fluoride (mg/L)	GWA-4A (bg)	0	-10	-98	No	23	82.61	n/a	n/a	0.01	NP
Fluoride (mg/L)	GWA-5 (bg)	0	-29	-98	No	23	69.57	n/a	n/a	0.01	NP
Fluoride (mg/L)	GWC-17 (bg)	0	-11	-98	No	23	4.348	n/a	n/a	0.01	NP
Fluoride (mg/L)	**GWC-18 (bg)**	**-0.01629**	**-106**	**-105**	**Yes**	**24**	**0**	**n/a**	**n/a**	**0.01**	**NP**
pH (S.U.)	**GWA-13 (bg)**	**-0.0399**	**-127**	**-111**	**Yes**	**25**	**0**	**n/a**	**n/a**	**0.01**	**NP**
pH (S.U.)	**GWA-14 (bg)**	**-0.04808**	**-164**	**-111**	**Yes**	**25**	**0**	**n/a**	**n/a**	**0.01**	**NP**
pH (S.U.)	GWA-15 (bg)	-0.01267	-28	-111	No	25	0	n/a	n/a	0.01	NP
pH (S.U.)	**GWA-16 (bg)**	**-0.03529**	**-154**	**-111**	**Yes**	**25**	**0**	**n/a**	**n/a**	**0.01**	**NP**
pH (S.U.)	GWA-2 (bg)	-0.03252	-110	-111	No	25	0	n/a	n/a	0.01	NP
pH (S.U.)	GWA-3 (bg)	-0.01933	-78	-111	No	25	0	n/a	n/a	0.01	NP
pH (S.U.)	**GWA-4A (bg)**	**-0.07833**	**-127**	**-111**	**Yes**	**25**	**0**	**n/a**	**n/a**	**0.01**	**NP**
pH (S.U.)	**GWA-5 (bg)**	**-0.06775**	**-180**	**-111**	**Yes**	**25**	**0**	**n/a**	**n/a**	**0.01**	**NP**
pH (S.U.)	GWC-17 (bg)	0	9	111	No	25	0	n/a	n/a	0.01	NP
pH (S.U.)	**GWC-18 (bg)**	**-0.07432**	**-139**	**-111**	**Yes**	**25**	**0**	**n/a**	**n/a**	**0.01**	**NP**
Total Dissolved Solids (mg/L)	GWA-13 (bg)	1.022	43	98	No	23	17.39	n/a	n/a	0.01	NP
Total Dissolved Solids (mg/L)	GWA-14 (bg)	0.2766	17	98	No	23	13.04	n/a	n/a	0.01	NP
Total Dissolved Solids (mg/L)	GWA-15 (bg)	1.629	63	98	No	23	8.696	n/a	n/a	0.01	NP
Total Dissolved Solids (mg/L)	GWA-16 (bg)	1.341	57	98	No	23	17.39	n/a	n/a	0.01	NP
Total Dissolved Solids (mg/L)	GWA-2 (bg)	1.758	44	98	No	23	4.348	n/a	n/a	0.01	NP
Total Dissolved Solids (mg/L)	GWA-3 (bg)	-0.3609	-14	-98	No	23	8.696	n/a	n/a	0.01	NP
Total Dissolved Solids (mg/L)	GWA-4A (bg)	-0.5321	-36	-98	No	23	13.04	n/a	n/a	0.01	NP
Total Dissolved Solids (mg/L)	GWA-5 (bg)	0.4171	8	98	No	23	8.696	n/a	n/a	0.01	NP
Total Dissolved Solids (mg/L)	GWC-17 (bg)	1.337	40	98	No	23	4.348	n/a	n/a	0.01	NP
Total Dissolved Solids (mg/L)	GWC-18 (bg)	-3.78	-52	-98	No	23	0	n/a	n/a	0.01	NP

Appendix I - Intrawell Prediction Limits - Significant Result

Plant McIntosh Client: Southern Company Data: McIntosh LF4 CCR Printed 3/11/2024, 5:32 PM

Constituent	Well	Upper Lim.	Lower Lim.	Date	Observ.	Sig.	Bg N	Bg Mean	Std. Dev.	%NDs	ND Adj.	Transform	Alpha	Method
Arsenic (mg/L)	**GWC-18**	**0.001534**	**n/a**	**2/7/2024**	**0.0018**	**Yes**	**27**	**0.0008549**	**0.0002884**	**22.22**	**Kaplan-Meier**	**No**	**0.0003901**	**Param Intra 1 of 2**

Appendix I - Intrawell Prediction Limits - All Results

Plant McIntosh Client: Southern Company Data: McIntosh LF4 CCR Printed 3/11/2024, 5:32 PM

Constituent	Well	Upper Lim.	Lower Lim.	Date	Observ.	Sig.	Bg N	Bg Mean	Std. Dev.	%NDs	ND Adj.	Transform	Alpha	Method
Antimony (mg/L)	GWA-13	0.002	n/a	2/6/2024	0.002ND	No	27	n/a	n/a	96.3	n/a	n/a	0.002502	NP Intra (NDs) 1 of 2
Antimony (mg/L)	GWA-14	0.002	n/a	2/6/2024	0.002ND	No	27	n/a	n/a	96.3	n/a	n/a	0.002502	NP Intra (NDs) 1 of 2
Antimony (mg/L)	GWA-15	0.002	n/a	2/6/2024	0.002ND	No	27	n/a	n/a	100	n/a	n/a	0.002502	NP Intra (NDs) 1 of 2
Antimony (mg/L)	GWA-16	0.002	n/a	2/6/2024	0.002ND	No	27	n/a	n/a	100	n/a	n/a	0.002502	NP Intra (NDs) 1 of 2
Antimony (mg/L)	GWA-2	0.002	n/a	2/6/2024	0.002ND	No	48	n/a	n/a	97.92	n/a	n/a	0.0008339	NP Intra (NDs) 1 of 2
Antimony (mg/L)	GWA-3	0.0022	n/a	2/6/2024	0.002ND	No	48	n/a	n/a	95.83	n/a	n/a	0.0008339	NP Intra (NDs) 1 of 2
Antimony (mg/L)	GWA-4A	0.002	n/a	2/6/2024	0.002ND	No	48	n/a	n/a	100	n/a	n/a	0.0008339	NP Intra (NDs) 1 of 2
Antimony (mg/L)	GWA-5	0.002	n/a	2/6/2024	0.002ND	No	50	n/a	n/a	100	n/a	n/a	0.0007528	NP Intra (NDs) 1 of 2
Antimony (mg/L)	GWC-1	0.002	n/a	2/7/2024	0.002ND	No	48	n/a	n/a	97.92	n/a	n/a	0.0008339	NP Intra (NDs) 1 of 2
Antimony (mg/L)	GWC-17	0.002	n/a	2/6/2024	0.002ND	No	27	n/a	n/a	100	n/a	n/a	0.002502	NP Intra (NDs) 1 of 2
Antimony (mg/L)	GWC-18	0.002	n/a	2/7/2024	0.002ND	No	27	n/a	n/a	96.3	n/a	n/a	0.002502	NP Intra (NDs) 1 of 2
Arsenic (mg/L)	GWA-13	0.001	n/a	2/6/2024	0.001ND	No	27	n/a	n/a	96.3	n/a	n/a	0.002502	NP Intra (NDs) 1 of 2
Arsenic (mg/L)	GWA-14	0.001	n/a	2/6/2024	0.001ND	No	27	n/a	n/a	96.3	n/a	n/a	0.002502	NP Intra (NDs) 1 of 2
Arsenic (mg/L)	GWA-15	0.001	n/a	2/6/2024	0.001ND	No	27	n/a	n/a	88.89	n/a	n/a	0.002502	NP Intra (NDs) 1 of 2
Arsenic (mg/L)	GWA-16	0.001	n/a	2/6/2024	0.001ND	No	27	n/a	n/a	96.3	n/a	n/a	0.002502	NP Intra (NDs) 1 of 2
Arsenic (mg/L)	GWA-2	0.001	n/a	2/6/2024	0.001ND	No	48	n/a	n/a	100	n/a	n/a	0.0008339	NP Intra (NDs) 1 of 2
Arsenic (mg/L)	GWA-3	0.0011	n/a	2/6/2024	0.001ND	No	47	n/a	n/a	93.62	n/a	n/a	0.0008745	NP Intra (NDs) 1 of 2
Arsenic (mg/L)	GWA-4A	0.0027	n/a	2/6/2024	0.001ND	No	48	n/a	n/a	75	n/a	n/a	0.0008339	NP Intra (NDs) 1 of 2
Arsenic (mg/L)	GWA-5	0.0027	n/a	2/6/2024	0.001ND	No	50	n/a	n/a	94	n/a	n/a	0.0007528	NP Intra (NDs) 1 of 2
Arsenic (mg/L)	GWC-1	0.001	n/a	2/7/2024	0.001ND	No	48	n/a	n/a	97.92	n/a	n/a	0.0008339	NP Intra (NDs) 1 of 2
Arsenic (mg/L)	GWC-10	0.0013	n/a	2/7/2024	0.0013	No	48	n/a	n/a	77.08	n/a	n/a	0.0008339	NP Intra (NDs) 1 of 2
Arsenic (mg/L)	GWC-11	0.005	n/a	2/7/2024	0.002	No	48	n/a	n/a	54.17	n/a	n/a	0.0008339	NP Intra (NDs) 1 of 2
Arsenic (mg/L)	GWC-12	0.0011	n/a	2/8/2024	0.001ND	No	48	n/a	n/a	91.67	n/a	n/a	0.0008339	NP Intra (NDs) 1 of 2
Arsenic (mg/L)	GWC-17	0.001	n/a	2/6/2024	0.001ND	No	27	n/a	n/a	85.19	n/a	n/a	0.002502	NP Intra (NDs) 1 of 2
Arsenic (mg/L)	**GWC-18**	**0.001534**	**n/a**	**2/7/2024**	**0.0018**	**Yes**	**27**	**0.0008549**	**0.0002884**	**22.22**	**Kaplan-Meier**	**No**	**0.0003901**	**Param Intra 1 of 2**
Arsenic (mg/L)	GWC-19	0.001	n/a	2/7/2024	0.00092J	No	27	n/a	n/a	85.19	n/a	n/a	0.002502	NP Intra (NDs) 1 of 2
Arsenic (mg/L)	GWC-20	0.001	n/a	2/7/2024	0.001ND	No	27	n/a	n/a	88.89	n/a	n/a	0.002502	NP Intra (NDs) 1 of 2
Arsenic (mg/L)	GWC-21	0.0022	n/a	2/7/2024	0.001ND	No	27	n/a	n/a	77.78	n/a	n/a	0.002502	NP Intra (NDs) 1 of 2
Arsenic (mg/L)	GWC-23	0.0021	n/a	2/7/2024	0.001ND	No	22	n/a	n/a	59.09	n/a	n/a	0.003707	NP Intra (NDs) 1 of 2
Arsenic (mg/L)	GWC-9	0.001	n/a	2/7/2024	0.00095J	No	48	n/a	n/a	93.75	n/a	n/a	0.0008339	NP Intra (NDs) 1 of 2
Barium (mg/L)	GWA-13	0.03	n/a	2/6/2024	0.019	No	27	n/a	n/a	0	n/a	n/a	0.002502	NP Intra (normality) 1 of 2
Barium (mg/L)	GWA-14	0.01965	n/a	2/6/2024	0.016	No	27	0.116	0.01025	0	None	sqrt(x)	0.0003901	Param Intra 1 of 2
Barium (mg/L)	GWA-15	0.02936	n/a	2/6/2024	0.029	No	27	0.02482	0.001927	0	None	No	0.0003901	Param Intra 1 of 2
Barium (mg/L)	GWA-16	0.03473	n/a	2/6/2024	0.028	No	27	-3.684	0.1375	0	None	ln(x)	0.0003901	Param Intra 1 of 2
Barium (mg/L)	GWA-2	0.03982	n/a	2/6/2024	0.038	No	25	0.001088	0.0002091	0	None	x^2	0.0003901	Param Intra 1 of 2
Barium (mg/L)	GWA-3	0.02768	n/a	2/6/2024	0.012	No	45	0.2487	0.02426	0	None	x^(1/3)	0.0003901	Param Intra 1 of 2
Barium (mg/L)	GWA-4A	0.03888	n/a	2/6/2024	0.019	No	48	0.023	0.007191	0	None	No	0.0003901	Param Intra 1 of 2
Barium (mg/L)	GWA-5	0.06998	n/a	2/6/2024	0.039	No	30	0.2043	0.02601	0	None	sqrt(x)	0.0003901	Param Intra 1 of 2
Barium (mg/L)	GWC-1	0.05763	n/a	2/7/2024	0.032	No	30	0.03968	0.007744	0	None	No	0.0003901	Param Intra 1 of 2
Barium (mg/L)	GWC-10	0.039	n/a	2/7/2024	0.017	No	48	n/a	n/a	0	n/a	n/a	0.0008339	NP Intra (normality) 1 of 2
Barium (mg/L)	GWC-11	0.026	n/a	2/7/2024	0.011	No	47	n/a	n/a	0	n/a	n/a	0.0008745	NP Intra (normality) 1 of 2
Barium (mg/L)	GWC-12	0.016	n/a	2/8/2024	0.011	No	48	n/a	n/a	0	n/a	n/a	0.0008339	NP Intra (normality) 1 of 2
Barium (mg/L)	GWC-17	0.021	n/a	2/6/2024	0.02	No	27	n/a	n/a	0	n/a	n/a	0.002502	NP Intra (normality) 1 of 2
Barium (mg/L)	GWC-18	0.02617	n/a	2/7/2024	0.014	No	20	0.01625	0.003998	0	None	No	0.0003901	Param Intra 1 of 2
Barium (mg/L)	GWC-19	0.02161	n/a	2/7/2024	0.01	No	22	0.01353	0.003311	0	None	No	0.0003901	Param Intra 1 of 2
Barium (mg/L)	GWC-20	0.0275	n/a	2/7/2024	0.016	No	21	0.01967	0.003183	0	None	No	0.0003901	Param Intra 1 of 2
Barium (mg/L)	GWC-21	0.02763	n/a	2/7/2024	0.02	No	27	0.01876	0.003766	0	None	No	0.0003901	Param Intra 1 of 2
Barium (mg/L)	GWC-23	0.03576	n/a	2/7/2024	0.02	No	10	0.021	0.004738	0	None	No	0.0003901	Param Intra 1 of 2
Barium (mg/L)	GWC-9	0.03623	n/a	2/7/2024	0.023	No	48	0.02486	0.005149	0	None	No	0.0003901	Param Intra 1 of 2
Beryllium (mg/L)	GWA-13	0.0025	n/a	2/6/2024	0.0025ND	No	26	n/a	n/a	88.46	n/a	n/a	0.002667	NP Intra (NDs) 1 of 2
Beryllium (mg/L)	GWA-14	0.0025	n/a	2/6/2024	0.0025ND	No	27	n/a	n/a	92.59	n/a	n/a	0.002502	NP Intra (NDs) 1 of 2
Beryllium (mg/L)	GWA-15	0.0025	n/a	2/6/2024	0.0025ND	No	27	n/a	n/a	96.3	n/a	n/a	0.002502	NP Intra (NDs) 1 of 2
Beryllium (mg/L)	GWA-16	0.0025	n/a	2/6/2024	0.0025ND	No	27	n/a	n/a	92.59	n/a	n/a	0.002502	NP Intra (NDs) 1 of 2
Beryllium (mg/L)	GWA-2	0.0025	n/a	2/6/2024	0.0025ND	No	48	n/a	n/a	87.5	n/a	n/a	0.0008339	NP Intra (NDs) 1 of 2
Beryllium (mg/L)	GWA-3	0.0025	n/a	2/6/2024	0.0025ND	No	48	n/a	n/a	95.83	n/a	n/a	0.0008339	NP Intra (NDs) 1 of 2
Beryllium (mg/L)	GWA-4A	0.0025	n/a	2/6/2024	0.0025ND	No	48	n/a	n/a	91.67	n/a	n/a	0.0008339	NP Intra (NDs) 1 of 2
Beryllium (mg/L)	GWA-5	0.0025	n/a	2/6/2024	0.0025ND	No	50	n/a	n/a	94	n/a	n/a	0.0007528	NP Intra (NDs) 1 of 2
Beryllium (mg/L)	GWC-1	0.0025	n/a	2/7/2024	0.0025ND	No	48	n/a	n/a	81.25	n/a	n/a	0.0008339	NP Intra (NDs) 1 of 2
Beryllium (mg/L)	GWC-10	0.0025	n/a	2/7/2024	0.0025ND	No	48	n/a	n/a	93.75	n/a	n/a	0.0008339	NP Intra (NDs) 1 of 2
Beryllium (mg/L)	GWC-11	0.0025	n/a	2/7/2024	0.0025ND	No	48	n/a	n/a	95.83	n/a	n/a	0.0008339	NP Intra (NDs) 1 of 2
Beryllium (mg/L)	GWC-12	0.0025	n/a	2/8/2024	0.00022J	No	48	n/a	n/a	81.25	n/a	n/a	0.0008339	NP Intra (NDs) 1 of 2
Beryllium (mg/L)	GWC-17	0.001	n/a	2/6/2024	0.0007J	No	26	n/a	n/a	0	n/a	n/a	0.002667	NP Intra (normality) 1 of 2
Beryllium (mg/L)	GWC-18	0.0025	n/a	2/7/2024	0.0025ND	No	27	n/a	n/a	96.3	n/a	n/a	0.002502	NP Intra (NDs) 1 of 2
Beryllium (mg/L)	GWC-19	0.0025	n/a	2/7/2024	0.0025ND	No	27	n/a	n/a	51.85	n/a	n/a	0.002502	NP Intra (NDs) 1 of 2
Beryllium (mg/L)	GWC-20	0.0025	n/a	2/7/2024	0.0025ND	No	27	n/a	n/a	59.26	n/a	n/a	0.002502	NP Intra (NDs) 1 of 2
Beryllium (mg/L)	GWC-21	0.0025	n/a	2/7/2024	0.0025ND	No	27	n/a	n/a	92.59	n/a	n/a	0.002502	NP Intra (NDs) 1 of 2
Beryllium (mg/L)	GWC-23	0.0025	n/a	2/7/2024	0.0025ND	No	22	n/a	n/a	90.91	n/a	n/a	0.003707	NP Intra (NDs) 1 of 2
Beryllium (mg/L)	GWC-9	0.0025	n/a	2/7/2024	0.0025ND	No	48	n/a	n/a	91.67	n/a	n/a	0.0008339	NP Intra (NDs) 1 of 2

Appendix I - Intrawell Prediction Limits - All Results

Plant McIntosh Client: Southern Company Data: McIntosh LF4 CCR Printed 3/11/2024, 5:32 PM

Constituent	Well	Upper Lim.	Lower Lim.	Date	Observ.	Sig.	Bg N	Bg Mean	Std. Dev.	%NDs	ND Adj.	Transform	Alpha	Method
Cadmium (mg/L)	GWA-13	0.0025	n/a	2/6/2024	0.0025ND	No	27	n/a	n/a	92.59	n/a	n/a	0.002502	NP Intra (NDs) 1 of 2
Cadmium (mg/L)	GWA-14	0.0025	n/a	2/6/2024	0.0025ND	No	27	n/a	n/a	92.59	n/a	n/a	0.002502	NP Intra (NDs) 1 of 2
Cadmium (mg/L)	GWA-15	0.0025	n/a	2/6/2024	0.0025ND	No	27	n/a	n/a	100	n/a	n/a	0.002502	NP Intra (NDs) 1 of 2
Cadmium (mg/L)	GWA-16	0.0025	n/a	2/6/2024	0.0025ND	No	27	n/a	n/a	96.3	n/a	n/a	0.002502	NP Intra (NDs) 1 of 2
Cadmium (mg/L)	GWA-2	0.0025	n/a	2/6/2024	0.0025ND	No	48	n/a	n/a	100	n/a	n/a	0.0008339	NP Intra (NDs) 1 of 2
Cadmium (mg/L)	GWA-3	0.0025	n/a	2/6/2024	0.0025ND	No	48	n/a	n/a	100	n/a	n/a	0.0008339	NP Intra (NDs) 1 of 2
Cadmium (mg/L)	GWA-4A	0.0025	n/a	2/6/2024	0.0025ND	No	48	n/a	n/a	91.67	n/a	n/a	0.0008339	NP Intra (NDs) 1 of 2
Cadmium (mg/L)	GWA-5	0.0025	n/a	2/6/2024	0.0025ND	No	50	n/a	n/a	100	n/a	n/a	0.0007528	NP Intra (NDs) 1 of 2
Cadmium (mg/L)	GWC-1	0.0025	n/a	2/7/2024	0.0025ND	No	48	n/a	n/a	97.92	n/a	n/a	0.0008339	NP Intra (NDs) 1 of 2
Cadmium (mg/L)	GWC-17	0.0007865	n/a	2/6/2024	0.00065J	No	27	0.0005768	0.00008904	0	None	No	0.0003901	Param Intra 1 of 2
Cadmium (mg/L)	GWC-18	0.0025	n/a	2/7/2024	0.0025ND	No	27	n/a	n/a	96.3	n/a	n/a	0.002502	NP Intra (NDs) 1 of 2
Cadmium (mg/L)	GWC-19	0.0025	n/a	2/7/2024	0.00011J	No	27	n/a	n/a	74.07	n/a	n/a	0.002502	NP Intra (NDs) 1 of 2
Cadmium (mg/L)	GWC-20	0.0025	n/a	2/7/2024	0.00013J	No	27	n/a	n/a	55.56	n/a	n/a	0.002502	NP Intra (NDs) 1 of 2
Cadmium (mg/L)	GWC-21	0.0025	n/a	2/7/2024	0.00012J	No	27	n/a	n/a	77.78	n/a	n/a	0.002502	NP Intra (NDs) 1 of 2
Cadmium (mg/L)	GWC-23	0.0025	n/a	2/7/2024	0.0025ND	No	22	n/a	n/a	81.82	n/a	n/a	0.003707	NP Intra (NDs) 1 of 2
Cadmium (mg/L)	GWC-9	0.0025	n/a	2/7/2024	0.00012J	No	48	n/a	n/a	95.83	n/a	n/a	0.0008339	NP Intra (NDs) 1 of 2
Chromium (mg/L)	GWA-13	0.0094	n/a	2/6/2024	0.0021	No	25	n/a	n/a	64	n/a	n/a	0.002832	NP Intra (NDs) 1 of 2
Chromium (mg/L)	GWA-14	0.0047	n/a	2/6/2024	0.002ND	No	26	n/a	n/a	80.77	n/a	n/a	0.002667	NP Intra (NDs) 1 of 2
Chromium (mg/L)	GWA-15	0.0051	n/a	2/6/2024	0.0014J	No	26	n/a	n/a	61.54	n/a	n/a	0.002667	NP Intra (NDs) 1 of 2
Chromium (mg/L)	GWA-16	0.024	n/a	2/6/2024	0.0016J	No	26	n/a	n/a	34.62	n/a	n/a	0.002667	NP Intra (normality) 1 of 2
Chromium (mg/L)	GWA-2	0.003296	n/a	2/6/2024	0.002	No	47	0.0394	0.00814	19.15	Kaplan-Meier	sqrt(x)	0.0003901	Param Intra 1 of 2
Chromium (mg/L)	GWA-3	0.0049	n/a	2/6/2024	0.002ND	No	47	n/a	n/a	36.17	n/a	n/a	0.0008745	NP Intra (normality) 1 of 2
Chromium (mg/L)	GWA-4A	0.0096	n/a	2/6/2024	0.002ND	No	48	n/a	n/a	72.92	n/a	n/a	0.0008339	NP Intra (NDs) 1 of 2
Chromium (mg/L)	GWA-5	0.0054	n/a	2/6/2024	0.002ND	No	49	n/a	n/a	67.35	n/a	n/a	0.0007934	NP Intra (NDs) 1 of 2
Chromium (mg/L)	GWC-1	0.005	n/a	2/7/2024	0.0018J	No	48	n/a	n/a	39.58	n/a	n/a	0.0008339	NP Intra (normality) 1 of 2
Chromium (mg/L)	GWC-10	0.01	n/a	2/7/2024	0.003	No	48	n/a	n/a	18.75	n/a	n/a	0.0008339	NP Intra (normality) 1 of 2
Chromium (mg/L)	GWC-11	0.01022	n/a	2/7/2024	0.0058	No	48	0.005628	0.002078	2.083	None	No	0.0003901	Param Intra 1 of 2
Chromium (mg/L)	GWC-12	0.01	n/a	2/8/2024	0.002	No	48	n/a	n/a	16.67	n/a	n/a	0.0008339	NP Intra (normality) 1 of 2
Chromium (mg/L)	GWC-17	0.01	n/a	2/6/2024	0.0029	No	26	n/a	n/a	19.23	n/a	n/a	0.002667	NP Intra (normality) 1 of 2
Chromium (mg/L)	GWC-18	0.006073	n/a	2/7/2024	0.0025	No	26	-5.997	0.3771	0	None	ln(x)	0.0003901	Param Intra 1 of 2
Chromium (mg/L)	GWC-19	0.0056	n/a	2/7/2024	0.0016J	No	26	n/a	n/a	11.54	n/a	n/a	0.002667	NP Intra (normality) 1 of 2
Chromium (mg/L)	GWC-20	0.005	n/a	2/7/2024	0.002ND	No	26	n/a	n/a	76.92	n/a	n/a	0.002667	NP Intra (NDs) 1 of 2
Chromium (mg/L)	GWC-21	0.0044	n/a	2/7/2024	0.002ND	No	25	n/a	n/a	88	n/a	n/a	0.002832	NP Intra (NDs) 1 of 2
Chromium (mg/L)	GWC-23	0.004	n/a	2/7/2024	0.0029	No	22	n/a	n/a	50	n/a	n/a	0.003707	NP Intra (normality) 1 of 2
Chromium (mg/L)	GWC-9	0.0043	n/a	2/7/2024	0.002ND	No	47	n/a	n/a	65.96	n/a	n/a	0.0008745	NP Intra (NDs) 1 of 2
Cobalt (mg/L)	GWA-13	0.0014	n/a	2/6/2024	0.00049J	No	27	n/a	n/a	14.81	n/a	n/a	0.002502	NP Intra (normality) 1 of 2
Cobalt (mg/L)	GWA-14	0.0025	n/a	2/6/2024	0.00041J	No	27	n/a	n/a	33.33	n/a	n/a	0.002502	NP Intra (normality) 1 of 2
Cobalt (mg/L)	GWA-15	0.0016	n/a	2/6/2024	0.00046J	No	27	n/a	n/a	14.81	n/a	n/a	0.002502	NP Intra (normality) 1 of 2
Cobalt (mg/L)	GWA-16	0.00125	n/a	2/6/2024	0.00045J	No	27	n/a	n/a	11.11	n/a	n/a	0.002502	NP Intra (normality) 1 of 2
Cobalt (mg/L)	GWA-2	0.01	n/a	2/6/2024	0.0015J	No	48	n/a	n/a	43.75	n/a	n/a	0.0008339	NP Intra (normality) 1 of 2
Cobalt (mg/L)	GWA-3	0.0025	n/a	2/6/2024	0.00025J	No	47	n/a	n/a	72.34	n/a	n/a	0.0008745	NP Intra (NDs) 1 of 2
Cobalt (mg/L)	GWA-4A	0.013	n/a	2/6/2024	0.0014J	No	48	n/a	n/a	45.83	n/a	n/a	0.0008339	NP Intra (normality) 1 of 2
Cobalt (mg/L)	GWA-5	0.011	n/a	2/6/2024	0.00086J	No	50	n/a	n/a	40	n/a	n/a	0.0007528	NP Intra (normality) 1 of 2
Cobalt (mg/L)	GWC-1	0.0025	n/a	2/7/2024	0.0015J	No	48	n/a	n/a	41.67	n/a	n/a	0.0008339	NP Intra (normality) 1 of 2
Cobalt (mg/L)	GWC-10	0.0025	n/a	2/7/2024	0.0025ND	No	48	n/a	n/a	93.75	n/a	n/a	0.0008339	NP Intra (NDs) 1 of 2
Cobalt (mg/L)	GWC-11	0.0071	n/a	2/7/2024	0.0025ND	No	48	n/a	n/a	83.33	n/a	n/a	0.0008339	NP Intra (NDs) 1 of 2
Cobalt (mg/L)	GWC-12	0.005	n/a	2/8/2024	0.00062J	No	47	n/a	n/a	44.68	n/a	n/a	0.0008745	NP Intra (normality) 1 of 2
Cobalt (mg/L)	GWC-17	0.0025	n/a	2/6/2024	0.0025ND	No	27	n/a	n/a	29.63	n/a	n/a	0.002502	NP Intra (normality) 1 of 2
Cobalt (mg/L)	GWC-18	0.0025	n/a	2/7/2024	0.0025ND	No	27	n/a	n/a	92.59	n/a	n/a	0.002502	NP Intra (NDs) 1 of 2
Cobalt (mg/L)	GWC-19	0.0025	n/a	2/7/2024	0.0025ND	No	27	n/a	n/a	81.48	n/a	n/a	0.002502	NP Intra (NDs) 1 of 2
Cobalt (mg/L)	GWC-20	0.001868	n/a	2/7/2024	0.00078J	No	14	0.0323	0.00398	0	None	sqrt(x)	0.0003901	Param Intra 1 of 2
Cobalt (mg/L)	GWC-21	0.00225	n/a	2/7/2024	0.0008J	No	26	0.001286	0.0004069	7.692	None	No	0.0003901	Param Intra 1 of 2
Cobalt (mg/L)	GWC-23	0.01088	n/a	2/7/2024	0.0012J	No	22	0.004884	0.002457	0	None	No	0.0003901	Param Intra 1 of 2
Cobalt (mg/L)	GWC-9	0.0055	n/a	2/7/2024	0.0025ND	No	48	n/a	n/a	50	n/a	n/a	0.0008339	NP Intra (normality) 1 of 2
Copper (mg/L)	GWA-13	0.002	n/a	2/6/2024	0.002ND	No	21	n/a	n/a	95.24	n/a	n/a	0.003999	NP Intra (NDs) 1 of 2
Copper (mg/L)	GWA-14	0.002	n/a	2/6/2024	0.002ND	No	21	n/a	n/a	90.48	n/a	n/a	0.003999	NP Intra (NDs) 1 of 2
Copper (mg/L)	GWA-15	0.002	n/a	2/6/2024	0.002ND	No	21	n/a	n/a	95.24	n/a	n/a	0.003999	NP Intra (NDs) 1 of 2
Copper (mg/L)	GWA-16	0.002	n/a	2/6/2024	0.002ND	No	21	n/a	n/a	90.48	n/a	n/a	0.003999	NP Intra (NDs) 1 of 2
Copper (mg/L)	GWA-2	0.003	n/a	2/6/2024	0.002ND	No	42	n/a	n/a	97.62	n/a	n/a	0.001077	NP Intra (NDs) 1 of 2
Copper (mg/L)	GWA-3	0.0034	n/a	2/6/2024	0.002ND	No	41	n/a	n/a	87.8	n/a	n/a	0.001118	NP Intra (NDs) 1 of 2
Copper (mg/L)	GWA-4A	0.0051	n/a	2/6/2024	0.002ND	No	42	n/a	n/a	80.95	n/a	n/a	0.001077	NP Intra (NDs) 1 of 2
Copper (mg/L)	GWA-5	0.0021	n/a	2/6/2024	0.002ND	No	42	n/a	n/a	95.24	n/a	n/a	0.001077	NP Intra (NDs) 1 of 2
Copper (mg/L)	GWC-1	0.002	n/a	2/7/2024	0.002ND	No	41	n/a	n/a	97.56	n/a	n/a	0.001118	NP Intra (NDs) 1 of 2
Copper (mg/L)	GWC-11	0.0027	n/a	2/7/2024	0.002ND	No	42	n/a	n/a	90.48	n/a	n/a	0.001077	NP Intra (NDs) 1 of 2
Copper (mg/L)	GWC-12	0.002	n/a	2/8/2024	0.002ND	No	42	n/a	n/a	95.24	n/a	n/a	0.001077	NP Intra (NDs) 1 of 2
Copper (mg/L)	GWC-17	0.0021	n/a	2/6/2024	0.002ND	No	21	n/a	n/a	85.71	n/a	n/a	0.003999	NP Intra (NDs) 1 of 2
Copper (mg/L)	GWC-18	0.0021	n/a	2/7/2024	0.002ND	No	21	n/a	n/a	66.67	n/a	n/a	0.003999	NP Intra (NDs) 1 of 2
Copper (mg/L)	GWC-19	0.002	n/a	2/7/2024	0.002ND	No	21	n/a	n/a	90.48	n/a	n/a	0.003999	NP Intra (NDs) 1 of 2

Appendix I - Intrawell Prediction Limits - All Results

Plant McIntosh Client: Southern Company Data: McIntosh LF4 CCR Printed 3/11/2024, 5:32 PM

Constituent	Well	Upper Lim.	Lower Lim.	Date	Observ.	Sig.	Bg N	Bg Mean	Std. Dev.	%NDs	ND Adj.	Transform	Alpha	Method
Copper (mg/L)	GWC-20	0.002	n/a	2/7/2024	0.002ND	No	21	n/a	n/a	90.48	n/a	n/a	0.003999	NP Intra (NDs) 1 of 2
Copper (mg/L)	GWC-21	0.002	n/a	2/7/2024	0.002ND	No	20	n/a	n/a	85	n/a	n/a	0.004291	NP Intra (NDs) 1 of 2
Copper (mg/L)	GWC-23	0.002	n/a	2/7/2024	0.002ND	No	16	n/a	n/a	81.25	n/a	n/a	0.006456	NP Intra (NDs) 1 of 2
Copper (mg/L)	GWC-9	0.0021	n/a	2/7/2024	0.002ND	No	42	n/a	n/a	92.86	n/a	n/a	0.001077	NP Intra (NDs) 1 of 2
Lead (mg/L)	GWA-13	0.001	n/a	2/6/2024	0.001ND	No	27	n/a	n/a	96.3	n/a	n/a	0.002502	NP Intra (NDs) 1 of 2
Lead (mg/L)	GWA-14	0.001	n/a	2/6/2024	0.001ND	No	27	n/a	n/a	92.59	n/a	n/a	0.002502	NP Intra (NDs) 1 of 2
Lead (mg/L)	GWA-15	0.001	n/a	2/6/2024	0.001ND	No	27	n/a	n/a	100	n/a	n/a	0.002502	NP Intra (NDs) 1 of 2
Lead (mg/L)	GWA-16	0.001	n/a	2/6/2024	0.00024J	No	27	n/a	n/a	92.59	n/a	n/a	0.002502	NP Intra (NDs) 1 of 2
Lead (mg/L)	GWA-2	0.0054	n/a	2/6/2024	0.0022	No	48	n/a	n/a	89.58	n/a	n/a	0.0008339	NP Intra (NDs) 1 of 2
Lead (mg/L)	GWA-3	0.015	n/a	2/6/2024	0.001ND	No	47	n/a	n/a	97.87	n/a	n/a	0.0008745	NP Intra (NDs) 1 of 2
Lead (mg/L)	GWA-4A	0.0037	n/a	2/6/2024	0.001ND	No	48	n/a	n/a	91.67	n/a	n/a	0.0008339	NP Intra (NDs) 1 of 2
Lead (mg/L)	GWA-5	0.001	n/a	2/6/2024	0.001ND	No	50	n/a	n/a	92	n/a	n/a	0.0007528	NP Intra (NDs) 1 of 2
Lead (mg/L)	GWC-11	0.001	n/a	2/7/2024	0.001ND	No	48	n/a	n/a	89.58	n/a	n/a	0.0008339	NP Intra (NDs) 1 of 2
Lead (mg/L)	GWC-17	0.001	n/a	2/6/2024	0.001ND	No	27	n/a	n/a	100	n/a	n/a	0.002502	NP Intra (NDs) 1 of 2
Lead (mg/L)	GWC-18	0.001	n/a	2/7/2024	0.001ND	No	27	n/a	n/a	70.37	n/a	n/a	0.002502	NP Intra (NDs) 1 of 2
Lead (mg/L)	GWC-20	0.001	n/a	2/7/2024	0.001ND	No	27	n/a	n/a	96.3	n/a	n/a	0.002502	NP Intra (NDs) 1 of 2
Lead (mg/L)	GWC-21	0.001	n/a	2/7/2024	0.001ND	No	27	n/a	n/a	92.59	n/a	n/a	0.002502	NP Intra (NDs) 1 of 2
Lead (mg/L)	GWC-23	0.001	n/a	2/7/2024	0.001ND	No	22	n/a	n/a	86.36	n/a	n/a	0.003707	NP Intra (NDs) 1 of 2
Nickel (mg/L)	GWA-13	0.001	n/a	2/6/2024	0.00084J	No	21	n/a	n/a	80.95	n/a	n/a	0.003999	NP Intra (NDs) 1 of 2
Nickel (mg/L)	GWA-14	0.001	n/a	2/6/2024	0.001ND	No	21	n/a	n/a	57.14	n/a	n/a	0.003999	NP Intra (NDs) 1 of 2
Nickel (mg/L)	GWA-15	0.001	n/a	2/6/2024	0.001ND	No	21	n/a	n/a	76.19	n/a	n/a	0.003999	NP Intra (NDs) 1 of 2
Nickel (mg/L)	GWA-16	0.001	n/a	2/6/2024	0.001ND	No	21	n/a	n/a	66.67	n/a	n/a	0.003999	NP Intra (NDs) 1 of 2
Nickel (mg/L)	GWA-2	0.0043	n/a	2/6/2024	0.0011	No	42	n/a	n/a	66.67	n/a	n/a	0.001077	NP Intra (NDs) 1 of 2
Nickel (mg/L)	GWA-3	0.001	n/a	2/6/2024	0.001ND	No	40	n/a	n/a	85	n/a	n/a	0.001159	NP Intra (NDs) 1 of 2
Nickel (mg/L)	GWA-4A	0.0072	n/a	2/6/2024	0.001ND	No	42	n/a	n/a	59.52	n/a	n/a	0.001077	NP Intra (NDs) 1 of 2
Nickel (mg/L)	GWA-5	0.0031	n/a	2/6/2024	0.001ND	No	42	n/a	n/a	83.33	n/a	n/a	0.001077	NP Intra (NDs) 1 of 2
Nickel (mg/L)	GWC-1	0.0025	n/a	2/7/2024	0.0016	No	41	n/a	n/a	68.29	n/a	n/a	0.001118	NP Intra (NDs) 1 of 2
Nickel (mg/L)	GWC-10	0.0013	n/a	2/7/2024	0.001ND	No	42	n/a	n/a	90.48	n/a	n/a	0.001077	NP Intra (NDs) 1 of 2
Nickel (mg/L)	GWC-11	0.0049	n/a	2/7/2024	0.001ND	No	42	n/a	n/a	78.57	n/a	n/a	0.001077	NP Intra (NDs) 1 of 2
Nickel (mg/L)	GWC-12	0.0064	n/a	2/8/2024	0.0014	No	42	n/a	n/a	69.05	n/a	n/a	0.001077	NP Intra (NDs) 1 of 2
Nickel (mg/L)	GWC-17	0.0036	n/a	2/6/2024	0.0015	No	21	n/a	n/a	4.762	n/a	n/a	0.003999	NP Intra (normality) 1 of 2
Nickel (mg/L)	GWC-18	0.0019	n/a	2/7/2024	0.001ND	No	21	n/a	n/a	33.33	n/a	n/a	0.003999	NP Intra (normality) 1 of 2
Nickel (mg/L)	GWC-19	0.0051	n/a	2/7/2024	0.0008J	No	21	n/a	n/a	4.762	n/a	n/a	0.003999	NP Intra (normality) 1 of 2
Nickel (mg/L)	GWC-20	0.0067	n/a	2/7/2024	0.001ND	No	21	n/a	n/a	23.81	n/a	n/a	0.003999	NP Intra (normality) 1 of 2
Nickel (mg/L)	GWC-21	0.0012	n/a	2/7/2024	0.001ND	No	21	n/a	n/a	52.38	n/a	n/a	0.003999	NP Intra (NDs) 1 of 2
Nickel (mg/L)	GWC-23	0.0026	n/a	2/7/2024	0.00065J	No	16	n/a	n/a	12.5	n/a	n/a	0.006456	NP Intra (normality) 1 of 2
Nickel (mg/L)	GWC-9	0.0033	n/a	2/7/2024	0.001ND	No	42	n/a	n/a	73.81	n/a	n/a	0.001077	NP Intra (NDs) 1 of 2
Selenium (mg/L)	GWA-13	0.005	n/a	2/6/2024	0.005ND	No	27	n/a	n/a	96.3	n/a	n/a	0.002502	NP Intra (NDs) 1 of 2
Selenium (mg/L)	GWA-14	0.005	n/a	2/6/2024	0.005ND	No	27	n/a	n/a	100	n/a	n/a	0.002502	NP Intra (NDs) 1 of 2
Selenium (mg/L)	GWA-15	0.005	n/a	2/6/2024	0.005ND	No	27	n/a	n/a	96.3	n/a	n/a	0.002502	NP Intra (NDs) 1 of 2
Selenium (mg/L)	GWA-16	0.005	n/a	2/6/2024	0.005ND	No	27	n/a	n/a	96.3	n/a	n/a	0.002502	NP Intra (NDs) 1 of 2
Selenium (mg/L)	GWA-2	0.005	n/a	2/6/2024	0.005ND	No	48	n/a	n/a	93.75	n/a	n/a	0.0008339	NP Intra (NDs) 1 of 2
Selenium (mg/L)	GWA-3	0.005	n/a	2/6/2024	0.005ND	No	48	n/a	n/a	89.58	n/a	n/a	0.0008339	NP Intra (NDs) 1 of 2
Selenium (mg/L)	GWA-4A	0.005	n/a	2/6/2024	0.005ND	No	48	n/a	n/a	93.75	n/a	n/a	0.0008339	NP Intra (NDs) 1 of 2
Selenium (mg/L)	GWA-5	0.005	n/a	2/6/2024	0.005ND	No	49	n/a	n/a	97.96	n/a	n/a	0.0007934	NP Intra (NDs) 1 of 2
Selenium (mg/L)	GWC-1	0.005	n/a	2/7/2024	0.005ND	No	48	n/a	n/a	95.83	n/a	n/a	0.0008339	NP Intra (NDs) 1 of 2
Selenium (mg/L)	GWC-10	0.005	n/a	2/7/2024	0.005ND	No	48	n/a	n/a	95.83	n/a	n/a	0.0008339	NP Intra (NDs) 1 of 2
Selenium (mg/L)	GWC-11	0.005	n/a	2/7/2024	0.005ND	No	48	n/a	n/a	87.5	n/a	n/a	0.0008339	NP Intra (NDs) 1 of 2
Selenium (mg/L)	GWC-17	0.005	n/a	2/6/2024	0.005ND	No	27	n/a	n/a	100	n/a	n/a	0.002502	NP Intra (NDs) 1 of 2
Selenium (mg/L)	GWC-18	0.005	n/a	2/7/2024	0.005ND	No	27	n/a	n/a	96.3	n/a	n/a	0.002502	NP Intra (NDs) 1 of 2
Selenium (mg/L)	GWC-19	0.005	n/a	2/7/2024	0.005ND	No	27	n/a	n/a	96.3	n/a	n/a	0.002502	NP Intra (NDs) 1 of 2
Selenium (mg/L)	GWC-20	0.005	n/a	2/7/2024	0.005ND	No	27	n/a	n/a	96.3	n/a	n/a	0.002502	NP Intra (NDs) 1 of 2
Selenium (mg/L)	GWC-21	0.005	n/a	2/7/2024	0.005ND	No	27	n/a	n/a	96.3	n/a	n/a	0.002502	NP Intra (NDs) 1 of 2
Selenium (mg/L)	GWC-9	0.0058	n/a	2/7/2024	0.005ND	No	48	n/a	n/a	97.92	n/a	n/a	0.0008339	NP Intra (NDs) 1 of 2
Silver (mg/L)	GWA-13	0.001	n/a	2/6/2024	0.001ND	No	21	n/a	n/a	100	n/a	n/a	0.003999	NP Intra (NDs) 1 of 2
Silver (mg/L)	GWA-14	0.001	n/a	2/6/2024	0.001ND	No	21	n/a	n/a	100	n/a	n/a	0.003999	NP Intra (NDs) 1 of 2
Silver (mg/L)	GWA-15	0.001	n/a	2/6/2024	0.001ND	No	21	n/a	n/a	100	n/a	n/a	0.003999	NP Intra (NDs) 1 of 2
Silver (mg/L)	GWA-16	0.001	n/a	2/6/2024	0.001ND	No	21	n/a	n/a	100	n/a	n/a	0.003999	NP Intra (NDs) 1 of 2
Silver (mg/L)	GWA-2	0.001	n/a	2/6/2024	0.001ND	No	42	n/a	n/a	100	n/a	n/a	0.001077	NP Intra (NDs) 1 of 2
Silver (mg/L)	GWA-3	0.001	n/a	2/6/2024	0.001ND	No	42	n/a	n/a	100	n/a	n/a	0.001077	NP Intra (NDs) 1 of 2
Silver (mg/L)	GWA-4A	0.001	n/a	2/6/2024	0.001ND	No	42	n/a	n/a	100	n/a	n/a	0.001077	NP Intra (NDs) 1 of 2
Silver (mg/L)	GWA-5	0.001	n/a	2/6/2024	0.001ND	No	42	n/a	n/a	100	n/a	n/a	0.001077	NP Intra (NDs) 1 of 2
Silver (mg/L)	GWC-11	0.001	n/a	2/7/2024	0.001ND	No	42	n/a	n/a	97.62	n/a	n/a	0.001077	NP Intra (NDs) 1 of 2
Silver (mg/L)	GWC-17	0.001	n/a	2/6/2024	0.001ND	No	21	n/a	n/a	100	n/a	n/a	0.003999	NP Intra (NDs) 1 of 2
Silver (mg/L)	GWC-18	0.001	n/a	2/7/2024	0.001ND	No	21	n/a	n/a	100	n/a	n/a	0.003999	NP Intra (NDs) 1 of 2
Thallium (mg/L)	GWA-13	0.001	n/a	2/6/2024	0.001ND	No	27	n/a	n/a	85.19	n/a	n/a	0.002502	NP Intra (NDs) 1 of 2
Thallium (mg/L)	GWA-14	0.001	n/a	2/6/2024	0.001ND	No	27	n/a	n/a	85.19	n/a	n/a	0.002502	NP Intra (NDs) 1 of 2
Thallium (mg/L)	GWA-15	0.001	n/a	2/6/2024	0.001ND	No	27	n/a	n/a	100	n/a	n/a	0.002502	NP Intra (NDs) 1 of 2

Appendix I - Intrawell Prediction Limits - All Results

Plant McIntosh Client: Southern Company Data: McIntosh LF4 CCR Printed 3/11/2024, 5:32 PM

Constituent	Well	Upper Lim.	Lower Lim.	Date	Observ.	Sig.	Bg N	Bg Mean	Std. Dev.	%NDs	ND Adj.	Transform	Alpha	Method
Thallium (mg/L)	GWA-16	0.001	n/a	2/6/2024	0.001ND	No	27	n/a	n/a	92.59	n/a	n/a	0.002502	NP Intra (NDs) 1 of 2
Thallium (mg/L)	GWA-2	0.001	n/a	2/6/2024	0.001ND	No	46	n/a	n/a	93.48	n/a	n/a	0.0009151	NP Intra (NDs) 1 of 2
Thallium (mg/L)	GWA-3	0.001	n/a	2/6/2024	0.001ND	No	46	n/a	n/a	95.65	n/a	n/a	0.0009151	NP Intra (NDs) 1 of 2
Thallium (mg/L)	GWA-4A	0.001	n/a	2/6/2024	0.001ND	No	46	n/a	n/a	95.65	n/a	n/a	0.0009151	NP Intra (NDs) 1 of 2
Thallium (mg/L)	GWA-5	0.001	n/a	2/6/2024	0.001ND	No	48	n/a	n/a	97.92	n/a	n/a	0.0008339	NP Intra (NDs) 1 of 2
Thallium (mg/L)	GWC-10	0.001	n/a	2/7/2024	0.001ND	No	46	n/a	n/a	93.48	n/a	n/a	0.0009151	NP Intra (NDs) 1 of 2
Thallium (mg/L)	GWC-11	0.001	n/a	2/7/2024	0.001ND	No	46	n/a	n/a	93.48	n/a	n/a	0.0009151	NP Intra (NDs) 1 of 2
Thallium (mg/L)	GWC-12	0.001	n/a	2/8/2024	0.001ND	No	46	n/a	n/a	95.65	n/a	n/a	0.0009151	NP Intra (NDs) 1 of 2
Thallium (mg/L)	GWC-17	0.001	n/a	2/6/2024	0.001ND	No	27	n/a	n/a	77.78	n/a	n/a	0.002502	NP Intra (NDs) 1 of 2
Thallium (mg/L)	GWC-18	0.001	n/a	2/7/2024	0.001ND	No	27	n/a	n/a	37.04	n/a	n/a	0.002502	NP Intra (normality) 1 of 2
Thallium (mg/L)	GWC-19	0.001	n/a	2/7/2024	0.001ND	No	27	n/a	n/a	88.89	n/a	n/a	0.002502	NP Intra (NDs) 1 of 2
Thallium (mg/L)	GWC-20	0.001	n/a	2/7/2024	0.001ND	No	27	n/a	n/a	74.07	n/a	n/a	0.002502	NP Intra (NDs) 1 of 2
Thallium (mg/L)	GWC-21	0.001	n/a	2/7/2024	0.001ND	No	27	n/a	n/a	88.89	n/a	n/a	0.002502	NP Intra (NDs) 1 of 2
Thallium (mg/L)	GWC-23	0.001	n/a	2/7/2024	0.001ND	No	22	n/a	n/a	72.73	n/a	n/a	0.003707	NP Intra (NDs) 1 of 2
Thallium (mg/L)	GWC-9	0.001	n/a	2/7/2024	0.001ND	No	46	n/a	n/a	97.83	n/a	n/a	0.0009151	NP Intra (NDs) 1 of 2
Vanadium (mg/L)	GWA-13	0.0027	n/a	2/6/2024	0.002ND	No	21	n/a	n/a	80.95	n/a	n/a	0.003999	NP Intra (NDs) 1 of 2
Vanadium (mg/L)	GWA-14	0.002	n/a	2/6/2024	0.002ND	No	21	n/a	n/a	90.48	n/a	n/a	0.003999	NP Intra (NDs) 1 of 2
Vanadium (mg/L)	GWA-15	0.0041	n/a	2/6/2024	0.002ND	No	21	n/a	n/a	80.95	n/a	n/a	0.003999	NP Intra (NDs) 1 of 2
Vanadium (mg/L)	GWA-16	0.002	n/a	2/6/2024	0.00063J	No	21	n/a	n/a	80.95	n/a	n/a	0.003999	NP Intra (NDs) 1 of 2
Vanadium (mg/L)	GWA-2	0.0051	n/a	2/6/2024	0.002ND	No	42	n/a	n/a	85.71	n/a	n/a	0.001077	NP Intra (NDs) 1 of 2
Vanadium (mg/L)	GWA-3	0.005	n/a	2/6/2024	0.002ND	No	41	n/a	n/a	82.93	n/a	n/a	0.001118	NP Intra (NDs) 1 of 2
Vanadium (mg/L)	GWA-4A	0.0033	n/a	2/6/2024	0.002ND	No	42	n/a	n/a	85.71	n/a	n/a	0.001077	NP Intra (NDs) 1 of 2
Vanadium (mg/L)	GWA-5	0.0035	n/a	2/6/2024	0.002ND	No	42	n/a	n/a	88.1	n/a	n/a	0.001077	NP Intra (NDs) 1 of 2
Vanadium (mg/L)	GWC-1	0.0032	n/a	2/7/2024	0.002ND	No	41	n/a	n/a	82.93	n/a	n/a	0.001118	NP Intra (NDs) 1 of 2
Vanadium (mg/L)	GWC-10	0.0027	n/a	2/7/2024	0.0015J	No	40	n/a	n/a	65	n/a	n/a	0.001159	NP Intra (NDs) 1 of 2
Vanadium (mg/L)	GWC-11	0.0025	n/a	2/7/2024	0.0016J	No	40	n/a	n/a	57.5	n/a	n/a	0.001159	NP Intra (NDs) 1 of 2
Vanadium (mg/L)	GWC-12	0.002	n/a	2/8/2024	0.002ND	No	40	n/a	n/a	90	n/a	n/a	0.001159	NP Intra (NDs) 1 of 2
Vanadium (mg/L)	GWC-17	0.004	n/a	2/6/2024	0.00082J	No	21	n/a	n/a	80.95	n/a	n/a	0.003999	NP Intra (NDs) 1 of 2
Vanadium (mg/L)	GWC-18	0.006695	n/a	2/7/2024	0.0034	No	21	0.1443	0.01796	0	None	x^(1/3)	0.0003901	Param Intra 1 of 2
Vanadium (mg/L)	GWC-19	0.00493	n/a	2/7/2024	0.0011J	No	21	-6.575	0.5131	38.1	Kaplan-Meier	ln(x)	0.0003901	Param Intra 1 of 2
Vanadium (mg/L)	GWC-20	0.0074	n/a	2/7/2024	0.00081J	No	21	n/a	n/a	71.43	n/a	n/a	0.003999	NP Intra (NDs) 1 of 2
Vanadium (mg/L)	GWC-21	0.0058	n/a	2/7/2024	0.002ND	No	21	n/a	n/a	66.67	n/a	n/a	0.003999	NP Intra (NDs) 1 of 2
Vanadium (mg/L)	GWC-23	0.005106	n/a	2/7/2024	0.00083J	No	16	0.1084	0.02441	50	Kaplan-Meier	x^(1/3)	0.0003901	Param Intra 1 of 2
Vanadium (mg/L)	GWC-9	0.006	n/a	2/7/2024	0.001J	No	41	n/a	n/a	85.37	n/a	n/a	0.001118	NP Intra (NDs) 1 of 2
Zinc (mg/L)	GWA-13	0.0061	n/a	2/6/2024	0.0045J	No	21	n/a	n/a	57.14	n/a	n/a	0.003999	NP Intra (NDs) 1 of 2
Zinc (mg/L)	GWA-14	0.024	n/a	2/6/2024	0.0028J	No	21	n/a	n/a	28.57	n/a	n/a	0.003999	NP Intra (normality) 1 of 2
Zinc (mg/L)	GWA-15	0.014	n/a	2/6/2024	0.0041J	No	21	n/a	n/a	33.33	n/a	n/a	0.003999	NP Intra (normality) 1 of 2
Zinc (mg/L)	GWA-16	0.007341	n/a	2/6/2024	0.0029J	No	21	0.003833	0.001425	33.33	Kaplan-Meier	No	0.0003901	Param Intra 1 of 2
Zinc (mg/L)	GWA-2	0.02	n/a	2/6/2024	0.0041J	No	42	n/a	n/a	26.19	n/a	n/a	0.001077	NP Intra (normality) 1 of 2
Zinc (mg/L)	GWA-3	0.045	n/a	2/6/2024	0.005ND	No	41	n/a	n/a	48.78	n/a	n/a	0.001118	NP Intra (normality) 1 of 2
Zinc (mg/L)	GWA-4A	0.01518	n/a	2/6/2024	0.0029J	No	41	-5.376	0.5302	24.39	Kaplan-Meier	ln(x)	0.0003901	Param Intra 1 of 2
Zinc (mg/L)	GWA-5	0.022	n/a	2/6/2024	0.005ND	No	42	n/a	n/a	33.33	n/a	n/a	0.001077	NP Intra (normality) 1 of 2
Zinc (mg/L)	GWC-1	0.01047	n/a	2/7/2024	0.0033J	No	41	-5.583	0.457	26.83	Kaplan-Meier	ln(x)	0.0003901	Param Intra 1 of 2
Zinc (mg/L)	GWC-10	0.019	n/a	2/7/2024	0.005ND	No	42	n/a	n/a	69.05	n/a	n/a	0.001077	NP Intra (NDs) 1 of 2
Zinc (mg/L)	GWC-11	0.0089	n/a	2/7/2024	0.005ND	No	41	n/a	n/a	63.41	n/a	n/a	0.001118	NP Intra (NDs) 1 of 2
Zinc (mg/L)	GWC-12	0.007604	n/a	2/8/2024	0.004J	No	42	0.1529	0.01957	38.1	Kaplan-Meier	x^(1/3)	0.0003901	Param Intra 1 of 2
Zinc (mg/L)	GWC-17	0.02	n/a	2/6/2024	0.005	No	21	n/a	n/a	19.05	n/a	n/a	0.003999	NP Intra (normality) 1 of 2
Zinc (mg/L)	GWC-18	0.025	n/a	2/7/2024	0.005ND	No	20	n/a	n/a	30	n/a	n/a	0.004291	NP Intra (normality) 1 of 2
Zinc (mg/L)	GWC-19	0.017	n/a	2/7/2024	0.005ND	No	21	n/a	n/a	42.86	n/a	n/a	0.003999	NP Intra (normality) 1 of 2
Zinc (mg/L)	GWC-20	0.0084	n/a	2/7/2024	0.005ND	No	21	n/a	n/a	47.62	n/a	n/a	0.003999	NP Intra (normality) 1 of 2
Zinc (mg/L)	GWC-21	0.016	n/a	2/7/2024	0.005ND	No	21	n/a	n/a	47.62	n/a	n/a	0.003999	NP Intra (normality) 1 of 2
Zinc (mg/L)	GWC-23	0.02	n/a	2/7/2024	0.0035J	No	16	n/a	n/a	25	n/a	n/a	0.006456	NP Intra (normality) 1 of 2
Zinc (mg/L)	GWC-9	0.051	n/a	2/7/2024	0.005ND	No	42	n/a	n/a	61.9	n/a	n/a	0.001077	NP Intra (NDs) 1 of 2

Appendix III - Intrawell Prediction Limits - Significant Result

Plant McIntosh Client: Southern Company Data: McIntosh LF4 CCR Printed 3/11/2024, 5:24 PM

Constituent	Well	Upper Lim.	Lower Lim.	Date	Observ.	Sig.	Bg N	Bg Mean	Std. Dev.	%NDs	ND Adj.	Transform	Alpha	Method
Sulfate (mg/L)	**GWA-3**	**1.125**	**n/a**	**2/6/2024**	**1.2**	**Yes**	**22**	**0.4635**	**0.5166**	**45.45**	**Kaplan-Meier**	**x^4**	**0.0008358**	**Param Intra 1 of 2**

Appendix III - Intrawell Prediction Limits - All Results

Plant McIntosh Client: Southern Company Data: McIntosh LF4 CCR Printed 3/11/2024, 5:24 PM

Constituent	Well	Upper Lim.	Lower Lim.	Date	Observ.	Sig.	Bg N	Bg Mean	Std. Dev.	%NDs	ND Adj.	Transform	Alpha	Method
Sulfate (mg/L)	GWA-13	1.4	n/a	2/6/2024	0.87J	No	22	n/a	n/a	63.64	n/a	n/a	0.003707	NP Intra (NDs) 1 of 2
Sulfate (mg/L)	GWA-14	2.313	n/a	2/6/2024	0.81J	No	20	-0.1239	0.4296	40	Kaplan-Meier	ln(x)	0.0008358	Param Intra 1 of 2
Sulfate (mg/L)	GWA-15	1.2	n/a	2/6/2024	0.47J	No	22	n/a	n/a	59.09	n/a	n/a	0.003707	NP Intra (NDs) 1 of 2
Sulfate (mg/L)	GWA-16	1	n/a	2/6/2024	0.42J	No	22	n/a	n/a	68.18	n/a	n/a	0.003707	NP Intra (NDs) 1 of 2
Sulfate (mg/L)	GWA-2	1.7	n/a	2/6/2024	1.2	No	22	n/a	n/a	63.64	n/a	n/a	0.003707	NP Intra (NDs) 1 of 2
Sulfate (mg/L)	**GWA-3**	**1.125**	**n/a**	**2/6/2024**	**1.2**	**Yes**	**22**	**0.4635**	**0.5166**	**45.45**	**Kaplan-Meier**	**x^4**	**0.0008358**	**Param Intra 1 of 2**
Sulfate (mg/L)	GWA-4A	12.87	n/a	2/6/2024	2.1	No	22	6.173	3.033	0	None	No	0.0008358	Param Intra 1 of 2
Sulfate (mg/L)	GWA-5	1	n/a	2/6/2024	1ND	No	22	n/a	n/a	77.27	n/a	n/a	0.003707	NP Intra (NDs) 1 of 2
Sulfate (mg/L)	GWC-1	2.465	n/a	2/7/2024	0.96J	No	22	1.368	0.497	0	None	No	0.0008358	Param Intra 1 of 2
Sulfate (mg/L)	GWC-10	5.509	n/a	2/7/2024	2.4	No	22	3.192	1.049	0	None	No	0.0008358	Param Intra 1 of 2
Sulfate (mg/L)	GWC-11	6.527	n/a	2/7/2024	1.6	No	22	4.171	1.067	0	None	No	0.0008358	Param Intra 1 of 2
Sulfate (mg/L)	GWC-12	1.1	n/a	2/8/2024	0.4J	No	22	n/a	n/a	59.09	n/a	n/a	0.003707	NP Intra (NDs) 1 of 2
Sulfate (mg/L)	GWC-17	1.8	n/a	2/6/2024	1ND	No	21	n/a	n/a	61.9	n/a	n/a	0.003999	NP Intra (NDs) 1 of 2
Sulfate (mg/L)	GWC-18	6.542	n/a	2/7/2024	1.7	No	22	4.152	1.083	0	None	No	0.0008358	Param Intra 1 of 2
Sulfate (mg/L)	GWC-19	3.007	n/a	2/7/2024	1.8	No	22	2.01	0.4516	0	None	No	0.0008358	Param Intra 1 of 2
Sulfate (mg/L)	GWC-20	2.739	n/a	2/7/2024	0.5J	No	20	1.335	0.6265	10	None	No	0.0008358	Param Intra 1 of 2
Sulfate (mg/L)	GWC-21	1.684	n/a	2/7/2024	0.4J	No	22	0.9255	0.1685	22.73	Kaplan-Meier	sqrt(x)	0.0008358	Param Intra 1 of 2
Sulfate (mg/L)	GWC-23	3.525	n/a	2/7/2024	1.7	No	21	2.376	0.5166	0	None	No	0.0008358	Param Intra 1 of 2
Sulfate (mg/L)	GWC-9	4.1	n/a	2/7/2024	1ND	No	22	n/a	n/a	45.45	n/a	n/a	0.003707	NP Intra (normality) 1 of 2

Appendix III - Interwell Prediction Limits - All Results (No Significant)

Plant McIntosh Client: Southern Company Data: McIntosh LF4 CCR Printed 3/11/2024, 5:18 PM

Constituent	Well	Upper Lim.	Lower Lim.	Date	Observ.	Sig.	Bg N	Bg Mean	Std. Dev.	%NDs	ND Adj.	Transform	Alpha	Method
Boron (mg/L)	GWC-1	0.11	n/a	2/7/2024	0.08ND	No	230	n/a	n/a	85.65	n/a	n/a	0.00004916	NP Inter (NDs) 1 of 2
Boron (mg/L)	GWC-10	0.11	n/a	2/7/2024	0.034J	No	230	n/a	n/a	85.65	n/a	n/a	0.00004916	NP Inter (NDs) 1 of 2
Boron (mg/L)	GWC-11	0.11	n/a	2/7/2024	0.08ND	No	230	n/a	n/a	85.65	n/a	n/a	0.00004916	NP Inter (NDs) 1 of 2
Boron (mg/L)	GWC-12	0.11	n/a	2/8/2024	0.08ND	No	230	n/a	n/a	85.65	n/a	n/a	0.00004916	NP Inter (NDs) 1 of 2
Boron (mg/L)	GWC-19	0.11	n/a	2/7/2024	0.08ND	No	230	n/a	n/a	85.65	n/a	n/a	0.00004916	NP Inter (NDs) 1 of 2
Boron (mg/L)	GWC-20	0.11	n/a	2/7/2024	0.08ND	No	230	n/a	n/a	85.65	n/a	n/a	0.00004916	NP Inter (NDs) 1 of 2
Boron (mg/L)	GWC-21	0.11	n/a	2/7/2024	0.024J	No	230	n/a	n/a	85.65	n/a	n/a	0.00004916	NP Inter (NDs) 1 of 2
Boron (mg/L)	GWC-23	0.11	n/a	2/7/2024	0.08ND	No	230	n/a	n/a	85.65	n/a	n/a	0.00004916	NP Inter (NDs) 1 of 2
Boron (mg/L)	GWC-9	0.11	n/a	2/7/2024	0.029J	No	230	n/a	n/a	85.65	n/a	n/a	0.00004916	NP Inter (NDs) 1 of 2
Calcium (mg/L)	GWC-1	33.2	n/a	2/7/2024	1.2	No	231	n/a	n/a	0	n/a	n/a	0.00004916	NP Inter (normality) 1 of 2
Calcium (mg/L)	GWC-10	33.2	n/a	2/7/2024	22	No	231	n/a	n/a	0	n/a	n/a	0.00004916	NP Inter (normality) 1 of 2
Calcium (mg/L)	GWC-11	33.2	n/a	2/7/2024	9.6	No	231	n/a	n/a	0	n/a	n/a	0.00004916	NP Inter (normality) 1 of 2
Calcium (mg/L)	GWC-12	33.2	n/a	2/8/2024	0.73	No	231	n/a	n/a	0	n/a	n/a	0.00004916	NP Inter (normality) 1 of 2
Calcium (mg/L)	GWC-19	33.2	n/a	2/7/2024	6.1	No	231	n/a	n/a	0	n/a	n/a	0.00004916	NP Inter (normality) 1 of 2
Calcium (mg/L)	GWC-20	33.2	n/a	2/7/2024	1.4	No	231	n/a	n/a	0	n/a	n/a	0.00004916	NP Inter (normality) 1 of 2
Calcium (mg/L)	GWC-21	33.2	n/a	2/7/2024	1	No	231	n/a	n/a	0	n/a	n/a	0.00004916	NP Inter (normality) 1 of 2
Calcium (mg/L)	GWC-23	33.2	n/a	2/7/2024	1.6	No	231	n/a	n/a	0	n/a	n/a	0.00004916	NP Inter (normality) 1 of 2
Calcium (mg/L)	GWC-9	33.2	n/a	2/7/2024	3.3	No	231	n/a	n/a	0	n/a	n/a	0.00004916	NP Inter (normality) 1 of 2
Chloride (mg/L)	GWC-1	9.4	n/a	2/7/2024	4.1	No	229	n/a	n/a	0	n/a	n/a	0.00004916	NP Inter (normality) 1 of 2
Chloride (mg/L)	GWC-10	9.4	n/a	2/7/2024	5.2	No	229	n/a	n/a	0	n/a	n/a	0.00004916	NP Inter (normality) 1 of 2
Chloride (mg/L)	GWC-11	9.4	n/a	2/7/2024	4.6	No	229	n/a	n/a	0	n/a	n/a	0.00004916	NP Inter (normality) 1 of 2
Chloride (mg/L)	GWC-12	9.4	n/a	2/8/2024	3.6	No	229	n/a	n/a	0	n/a	n/a	0.00004916	NP Inter (normality) 1 of 2
Chloride (mg/L)	GWC-19	9.4	n/a	2/7/2024	5.1	No	229	n/a	n/a	0	n/a	n/a	0.00004916	NP Inter (normality) 1 of 2
Chloride (mg/L)	GWC-20	9.4	n/a	2/7/2024	7.3	No	229	n/a	n/a	0	n/a	n/a	0.00004916	NP Inter (normality) 1 of 2
Chloride (mg/L)	GWC-21	9.4	n/a	2/7/2024	5.9	No	229	n/a	n/a	0	n/a	n/a	0.00004916	NP Inter (normality) 1 of 2
Chloride (mg/L)	GWC-23	9.4	n/a	2/7/2024	4.9	No	229	n/a	n/a	0	n/a	n/a	0.00004916	NP Inter (normality) 1 of 2
Chloride (mg/L)	GWC-9	9.4	n/a	2/7/2024	7.3	No	229	n/a	n/a	0	n/a	n/a	0.00004916	NP Inter (normality) 1 of 2
Fluoride (mg/L)	GWC-1	0.74	n/a	2/7/2024	0.042J	No	231	n/a	n/a	63.2	n/a	n/a	0.00004916	NP Inter (NDs) 1 of 2
Fluoride (mg/L)	GWC-10	0.74	n/a	2/7/2024	0.13	No	231	n/a	n/a	63.2	n/a	n/a	0.00004916	NP Inter (NDs) 1 of 2
Fluoride (mg/L)	GWC-11	0.74	n/a	2/7/2024	0.31	No	231	n/a	n/a	63.2	n/a	n/a	0.00004916	NP Inter (NDs) 1 of 2
Fluoride (mg/L)	GWC-12	0.74	n/a	2/8/2024	0.1ND	No	231	n/a	n/a	63.2	n/a	n/a	0.00004916	NP Inter (NDs) 1 of 2
Fluoride (mg/L)	GWC-19	0.74	n/a	2/7/2024	0.11	No	231	n/a	n/a	63.2	n/a	n/a	0.00004916	NP Inter (NDs) 1 of 2
Fluoride (mg/L)	GWC-20	0.74	n/a	2/7/2024	0.056J	No	231	n/a	n/a	63.2	n/a	n/a	0.00004916	NP Inter (NDs) 1 of 2
Fluoride (mg/L)	GWC-21	0.74	n/a	2/7/2024	0.1ND	No	231	n/a	n/a	63.2	n/a	n/a	0.00004916	NP Inter (NDs) 1 of 2
Fluoride (mg/L)	GWC-23	0.74	n/a	2/7/2024	0.1ND	No	231	n/a	n/a	63.2	n/a	n/a	0.00004916	NP Inter (NDs) 1 of 2
Fluoride (mg/L)	GWC-9	0.74	n/a	2/7/2024	0.073J	No	231	n/a	n/a	63.2	n/a	n/a	0.00004916	NP Inter (NDs) 1 of 2
pH (S.U.)	GWC-1	7.1	4.21	2/7/2024	4.96	No	250	n/a	n/a	0	n/a	n/a	0.00009831	NP Inter (normality) 1 of 2
pH (S.U.)	GWC-10	7.1	4.21	2/7/2024	6.46	No	250	n/a	n/a	0	n/a	n/a	0.00009831	NP Inter (normality) 1 of 2
pH (S.U.)	GWC-11	7.1	4.21	2/7/2024	6.04	No	250	n/a	n/a	0	n/a	n/a	0.00009831	NP Inter (normality) 1 of 2
pH (S.U.)	GWC-12	7.1	4.21	2/8/2024	5.13	No	250	n/a	n/a	0	n/a	n/a	0.00009831	NP Inter (normality) 1 of 2
pH (S.U.)	GWC-19	7.1	4.21	2/7/2024	5.6	No	250	n/a	n/a	0	n/a	n/a	0.00009831	NP Inter (normality) 1 of 2
pH (S.U.)	GWC-20	7.1	4.21	2/7/2024	4.99	No	250	n/a	n/a	0	n/a	n/a	0.00009831	NP Inter (normality) 1 of 2
pH (S.U.)	GWC-21	7.1	4.21	2/7/2024	4.77	No	250	n/a	n/a	0	n/a	n/a	0.00009831	NP Inter (normality) 1 of 2
pH (S.U.)	GWC-23	7.1	4.21	2/7/2024	5.22	No	250	n/a	n/a	0	n/a	n/a	0.00009831	NP Inter (normality) 1 of 2
pH (S.U.)	GWC-9	7.1	4.21	2/7/2024	5.43	No	250	n/a	n/a	0	n/a	n/a	0.00009831	NP Inter (normality) 1 of 2
Total Dissolved Solids (mg/L)	GWC-1	150	n/a	2/7/2024	33	No	230	n/a	n/a	9.565	n/a	n/a	0.00004916	NP Inter (normality) 1 of 2
Total Dissolved Solids (mg/L)	GWC-10	150	n/a	2/7/2024	130	No	230	n/a	n/a	9.565	n/a	n/a	0.00004916	NP Inter (normality) 1 of 2
Total Dissolved Solids (mg/L)	GWC-11	150	n/a	2/7/2024	73	No	230	n/a	n/a	9.565	n/a	n/a	0.00004916	NP Inter (normality) 1 of 2
Total Dissolved Solids (mg/L)	GWC-12	150	n/a	2/8/2024	23	No	230	n/a	n/a	9.565	n/a	n/a	0.00004916	NP Inter (normality) 1 of 2
Total Dissolved Solids (mg/L)	GWC-19	150	n/a	2/7/2024	48	No	230	n/a	n/a	9.565	n/a	n/a	0.00004916	NP Inter (normality) 1 of 2
Total Dissolved Solids (mg/L)	GWC-20	150	n/a	2/7/2024	33	No	230	n/a	n/a	9.565	n/a	n/a	0.00004916	NP Inter (normality) 1 of 2
Total Dissolved Solids (mg/L)	GWC-21	150	n/a	2/7/2024	28	No	230	n/a	n/a	9.565	n/a	n/a	0.00004916	NP Inter (normality) 1 of 2
Total Dissolved Solids (mg/L)	GWC-23	150	n/a	2/7/2024	33	No	230	n/a	n/a	9.565	n/a	n/a	0.00004916	NP Inter (normality) 1 of 2
Total Dissolved Solids (mg/L)	GWC-9	150	n/a	2/7/2024	50	No	230	n/a	n/a	9.565	n/a	n/a	0.00004916	NP Inter (normality) 1 of 2

Table of Contents

Figure A. Time Series	35
Figure B. Box Plots	216
Figure C. Outlier Summary & Tukey's Outlier Tests	240
Figure D. Appendix I Mann-Whitney	329
Figure E. Appendix III Mann-Whitney	625
Figure F. Upgradient Well Trend Tests	653
Figure G. Appendix I Intrawell Prediction Limits	670
Figure H. Appendix III Intrawell Prediction Limits	998
Figure I. Appendix III Interwell Prediction Limits	1025

FIGURE A.

Sanitas™ v.10.0.16 . UG
Hollow symbols indicate censored values.

Time Series

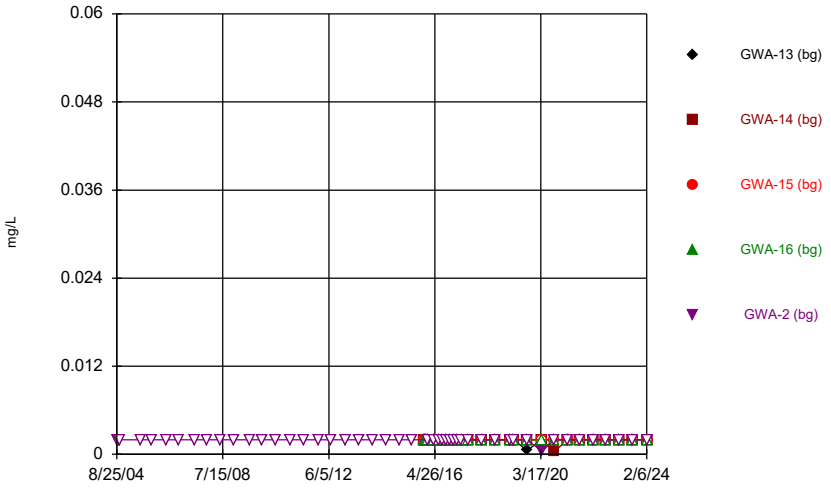

Constituent: Antimony Analysis Run 3/11/2024 4:59 PM
Plant McIntosh Client: Southern Company Data: McIntosh LF4 CCR

Sanitas™ v.10.0.16 . UG
Hollow symbols indicate censored values.

Time Series

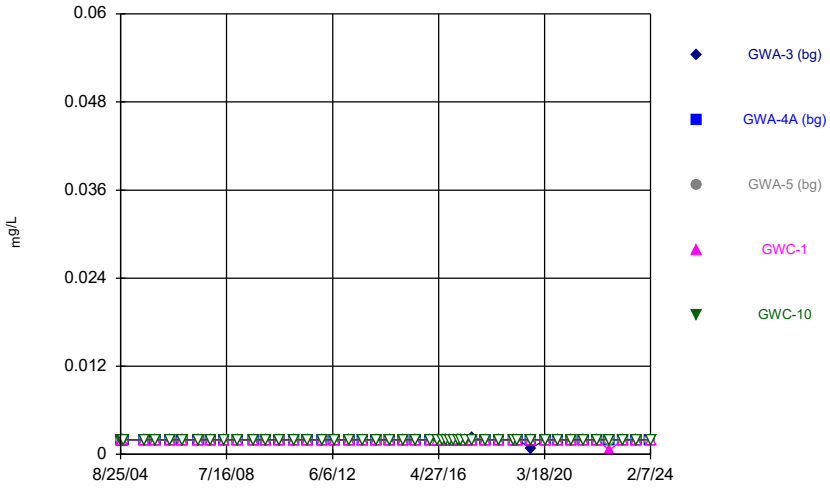

Constituent: Antimony Analysis Run 3/11/2024 4:59 PM
Plant McIntosh Client: Southern Company Data: McIntosh LF4 CCR

Sanitas™ v.10.0.16 . UG
Hollow symbols indicate censored values.

Time Series

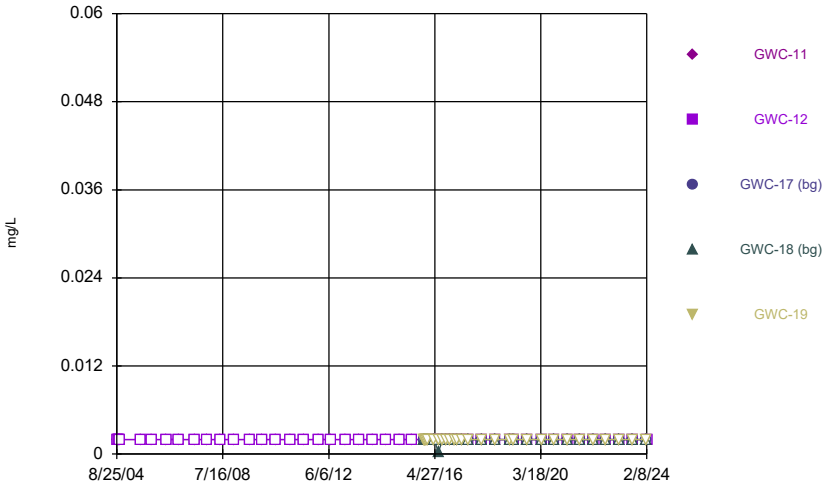

Constituent: Antimony Analysis Run 3/11/2024 4:59 PM
Plant McIntosh Client: Southern Company Data: McIntosh LF4 CCR

Sanitas™ v.10.0.16 . UG
Hollow symbols indicate censored values.

Time Series

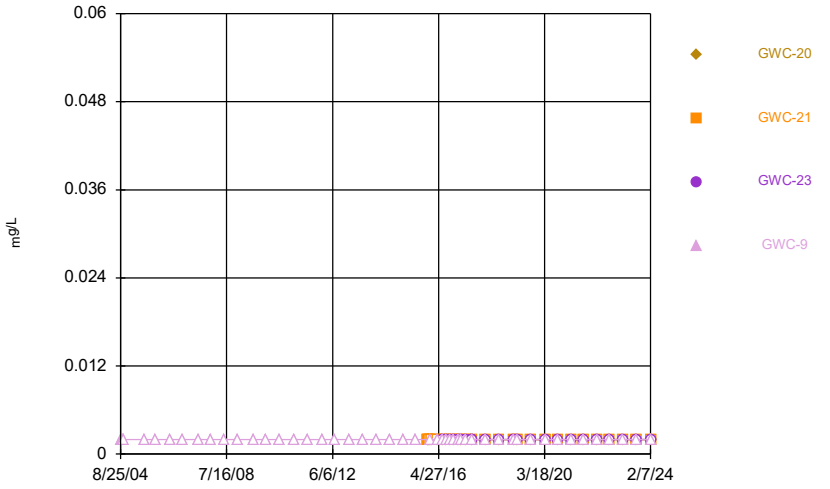

Constituent: Antimony Analysis Run 3/11/2024 4:59 PM
Plant McIntosh Client: Southern Company Data: McIntosh LF4 CCR

Sanitas™ v.10.0.16 . UG
Hollow symbols indicate censored values.

Time Series

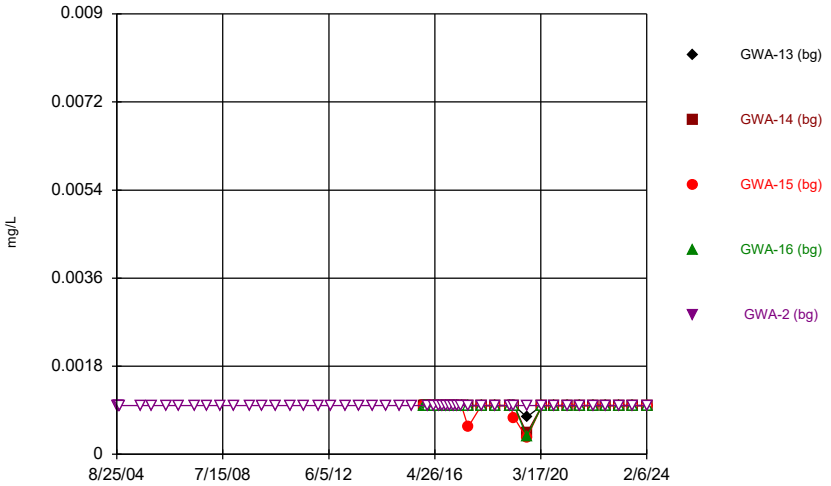

Constituent: Arsenic Analysis Run 3/11/2024 4:59 PM
Plant McIntosh Client: Southern Company Data: McIntosh LF4 CCR

Sanitas™ v.10.0.16 . UG
Hollow symbols indicate censored values.

Time Series

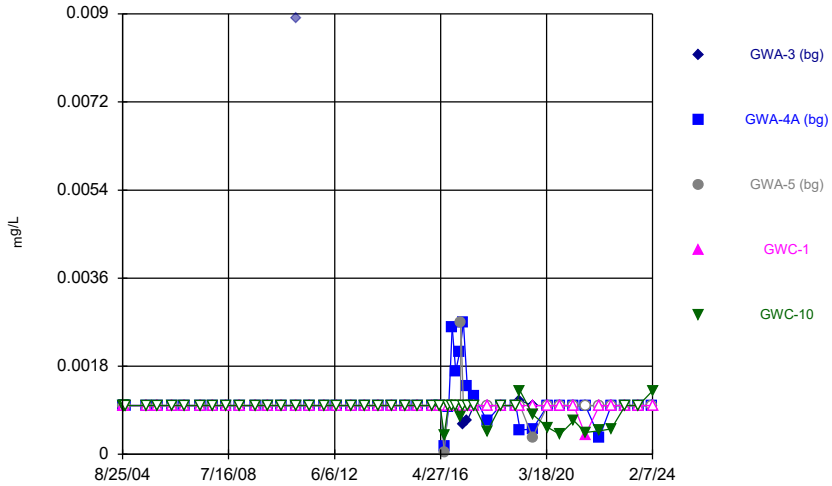

Constituent: Arsenic Analysis Run 3/11/2024 4:59 PM
Plant McIntosh Client: Southern Company Data: McIntosh LF4 CCR

Sanitas™ v.10.0.16 . UG
Hollow symbols indicate censored values.

Time Series

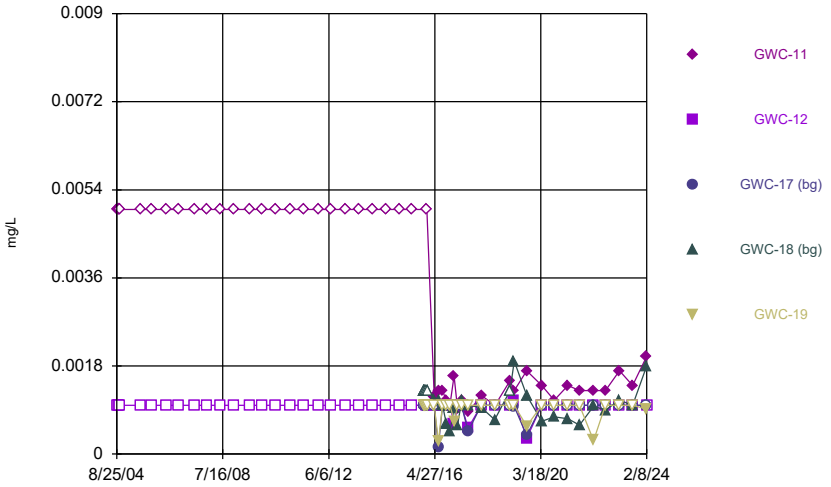

Constituent: Arsenic Analysis Run 3/11/2024 4:59 PM
Plant McIntosh Client: Southern Company Data: McIntosh LF4 CCR

Sanitas™ v.10.0.16 . UG
Hollow symbols indicate censored values.

Time Series

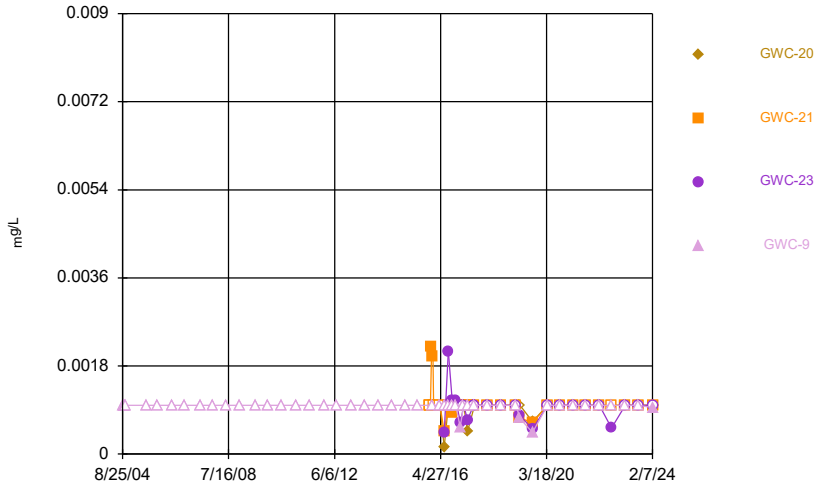

Constituent: Arsenic Analysis Run 3/11/2024 4:59 PM
Plant McIntosh Client: Southern Company Data: McIntosh LF4 CCR

Sanitas™ v.10.0.16 . UG

Time Series

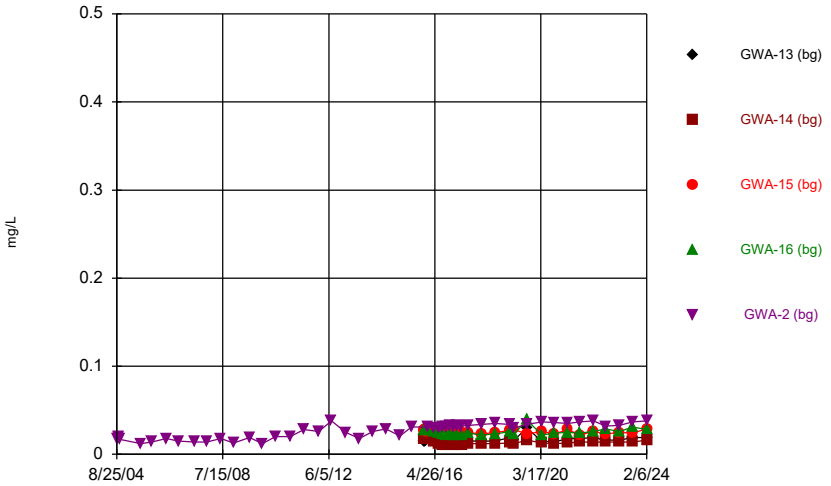

Constituent: Barium Analysis Run 3/11/2024 4:59 PM

Plant McIntosh Client: Southern Company Data: McIntosh LF4 CCR

Sanitas™ v.10.0.16 . UG

Time Series

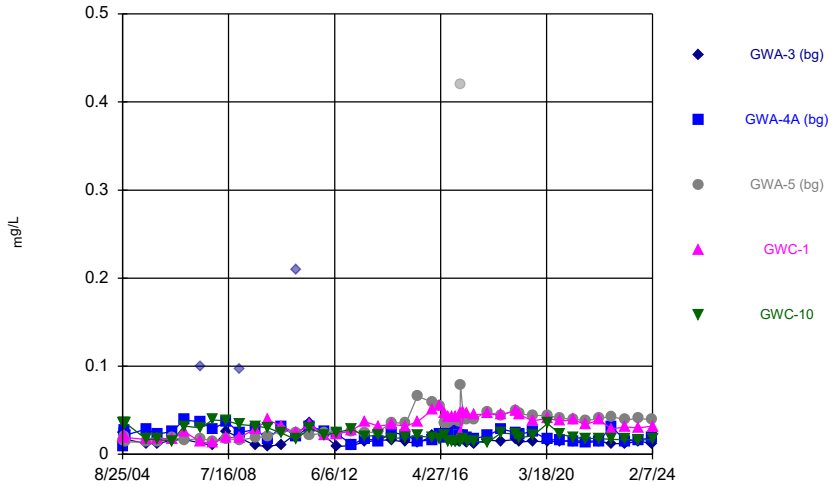

Constituent: Barium Analysis Run 3/11/2024 4:59 PM

Plant McIntosh Client: Southern Company Data: McIntosh LF4 CCR

Sanitas™ v.10.0.16 . UG

Time Series

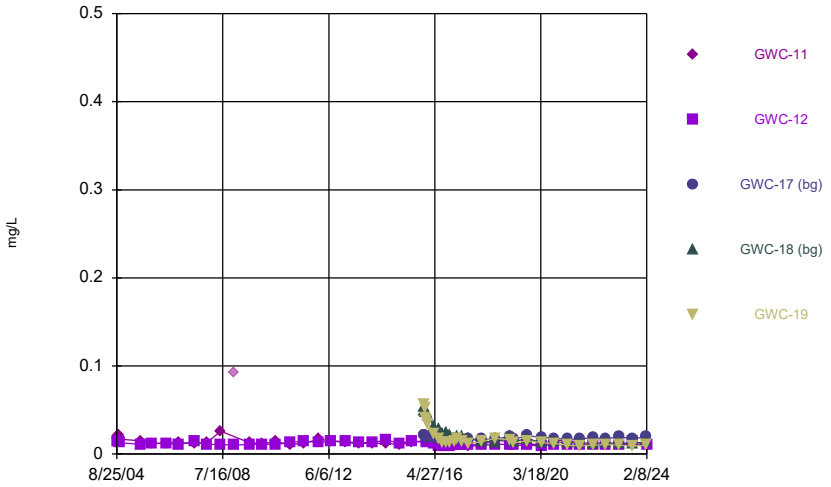

Constituent: Barium Analysis Run 3/11/2024 4:59 PM

Plant McIntosh Client: Southern Company Data: McIntosh LF4 CCR

Sanitas™ v.10.0.16 . UG

Time Series

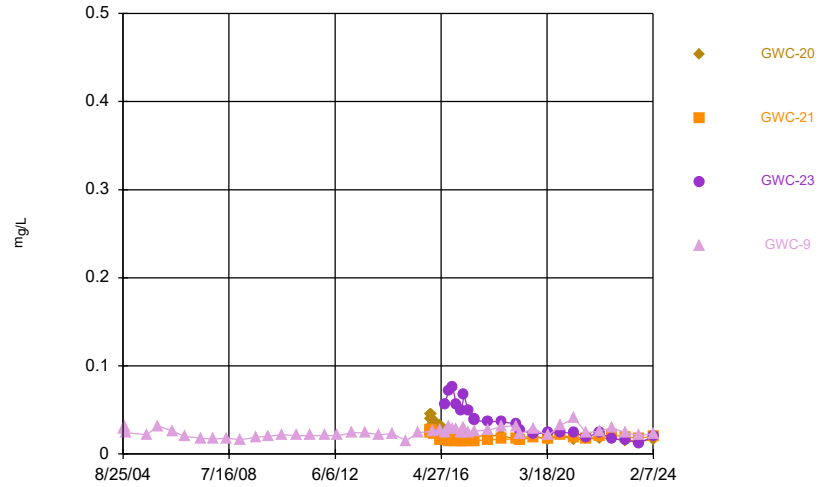

Constituent: Barium Analysis Run 3/11/2024 4:59 PM

Plant McIntosh Client: Southern Company Data: McIntosh LF4 CCR

Sanitas™ v.10.0.16 . UG
Hollow symbols indicate censored values.

Time Series

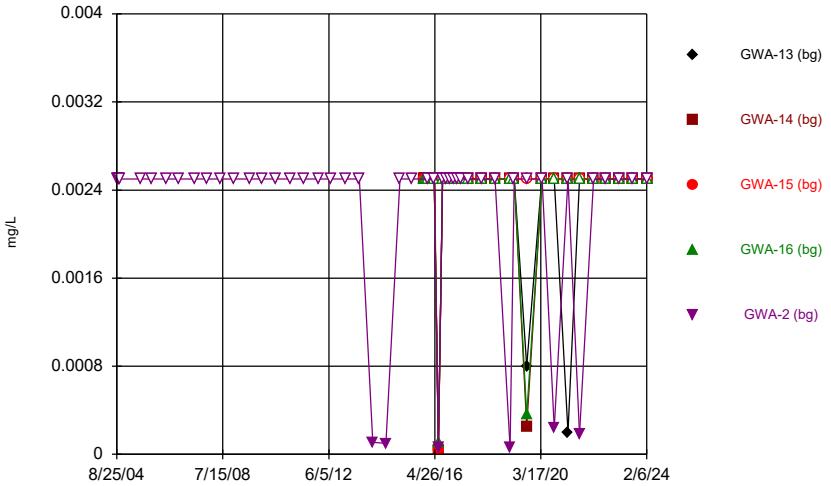

Constituent: Beryllium Analysis Run 3/11/2024 4:59 PM
Plant McIntosh Client: Southern Company Data: McIntosh LF4 CCR

Sanitas™ v.10.0.16 . UG
Hollow symbols indicate censored values.

Time Series

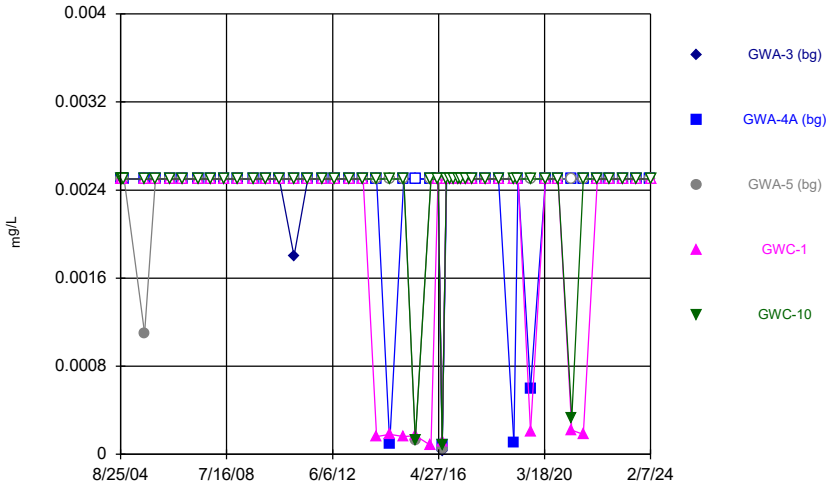

Constituent: Beryllium Analysis Run 3/11/2024 4:59 PM
Plant McIntosh Client: Southern Company Data: McIntosh LF4 CCR

Sanitas™ v.10.0.16 . UG
Hollow symbols indicate censored values.

Time Series

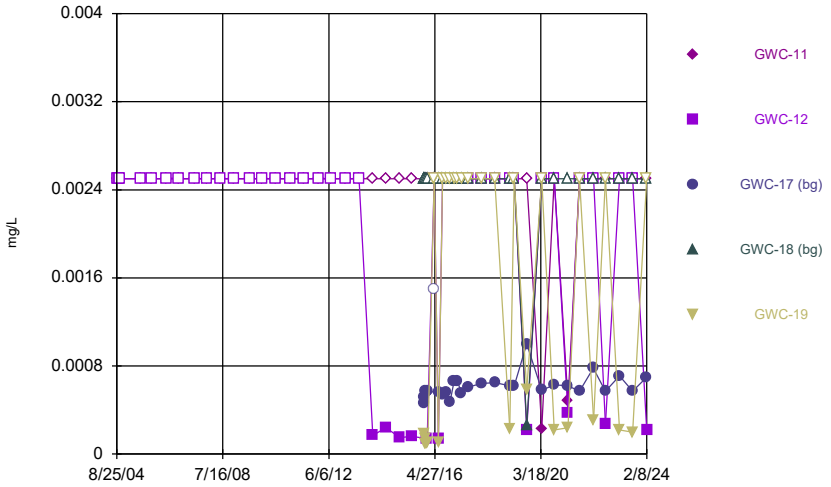

Constituent: Beryllium Analysis Run 3/11/2024 4:59 PM
Plant McIntosh Client: Southern Company Data: McIntosh LF4 CCR

Sanitas™ v.10.0.16 . UG
Hollow symbols indicate censored values.

Time Series

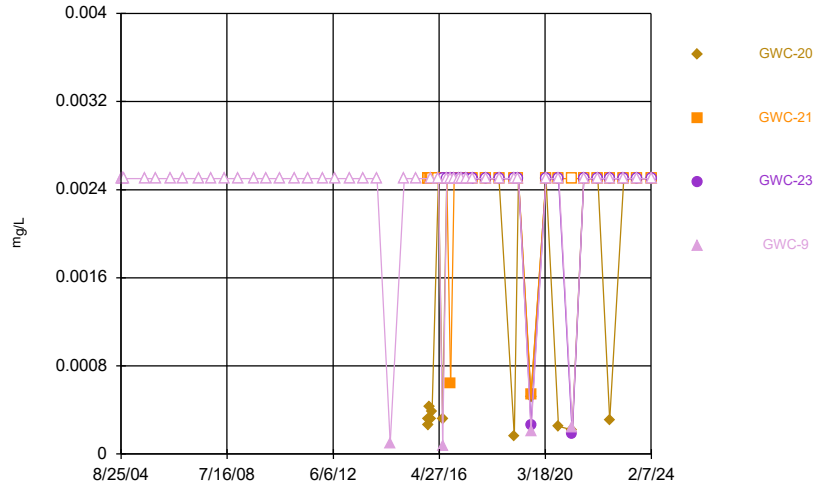

Constituent: Beryllium Analysis Run 3/11/2024 4:59 PM
Plant McIntosh Client: Southern Company Data: McIntosh LF4 CCR

Sanitas™ v.10.0.16 . UG
Hollow symbols indicate censored values.

Time Series

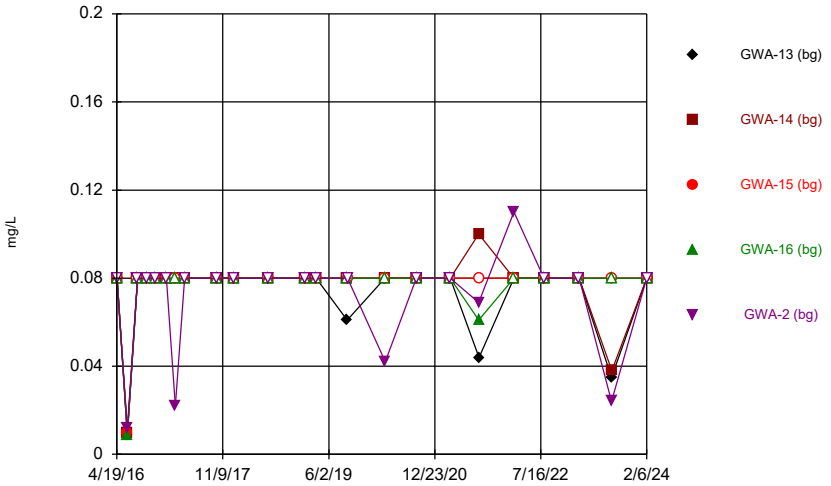

Constituent: Boron Analysis Run 3/11/2024 4:59 PM
Plant McIntosh Client: Southern Company Data: McIntosh LF4 CCR

Sanitas™ v.10.0.16 . UG
Hollow symbols indicate censored values.

Time Series

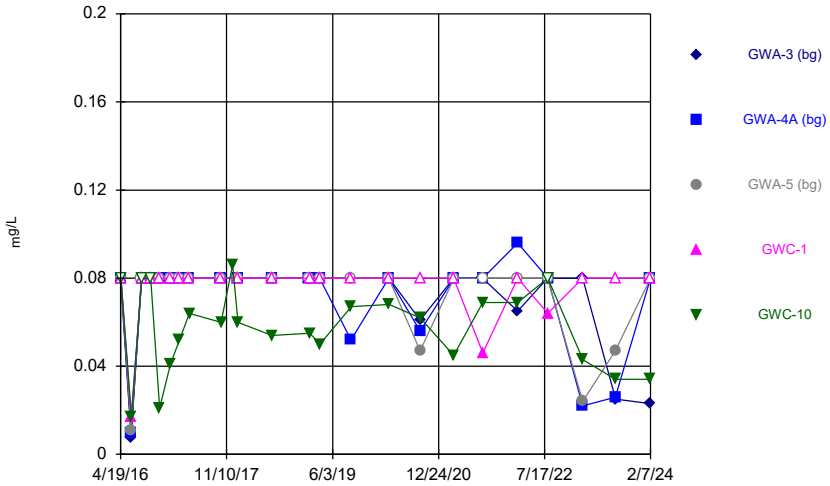

Constituent: Boron Analysis Run 3/11/2024 4:59 PM
Plant McIntosh Client: Southern Company Data: McIntosh LF4 CCR

Sanitas™ v.10.0.16 . UG
Hollow symbols indicate censored values.

Time Series

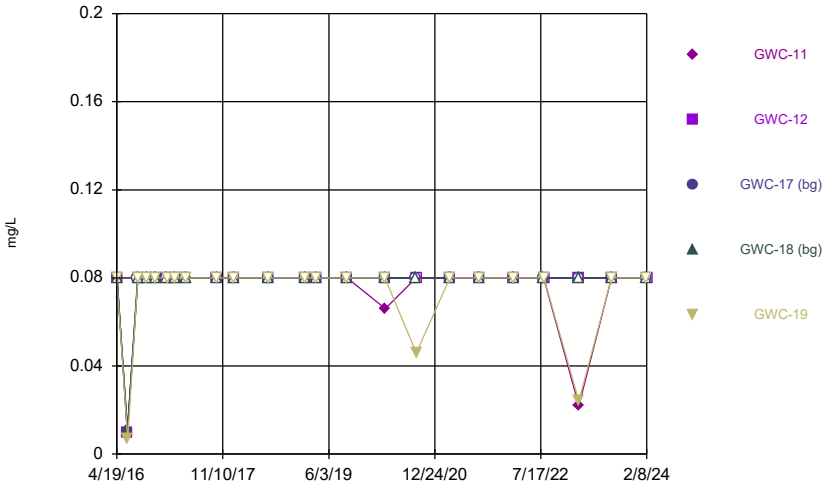

Constituent: Boron Analysis Run 3/11/2024 4:59 PM
Plant McIntosh Client: Southern Company Data: McIntosh LF4 CCR

Sanitas™ v.10.0.16 . UG
Hollow symbols indicate censored values.

Time Series

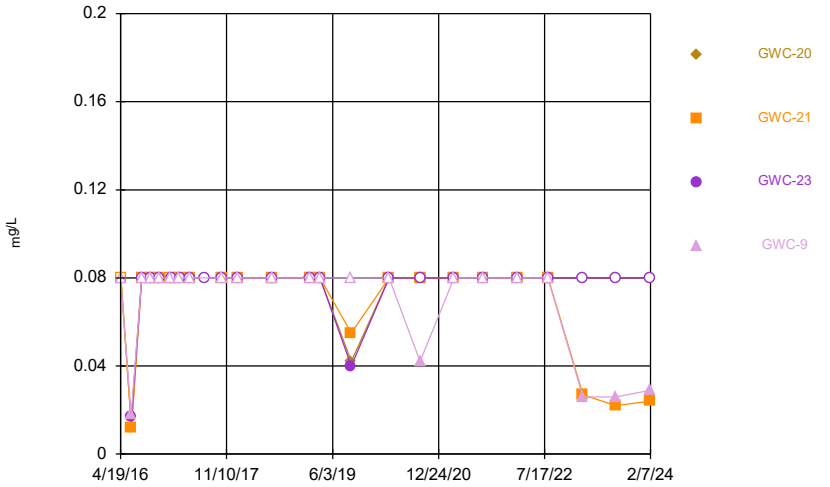

Constituent: Boron Analysis Run 3/11/2024 4:59 PM
Plant McIntosh Client: Southern Company Data: McIntosh LF4 CCR

Sanitas™ v.10.0.16 . UG
Hollow symbols indicate censored values.

Time Series

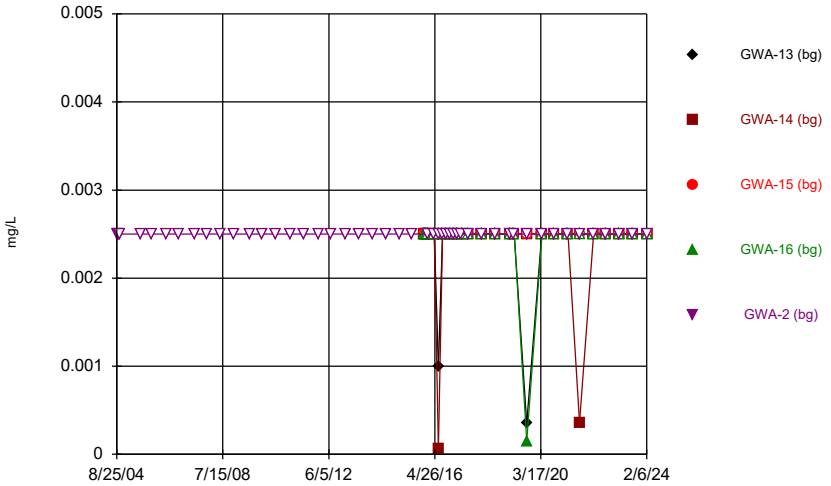

Constituent: Cadmium Analysis Run 3/11/2024 4:59 PM
Plant McIntosh Client: Southern Company Data: McIntosh LF4 CCR

Sanitas™ v.10.0.16 . UG
Hollow symbols indicate censored values.

Time Series

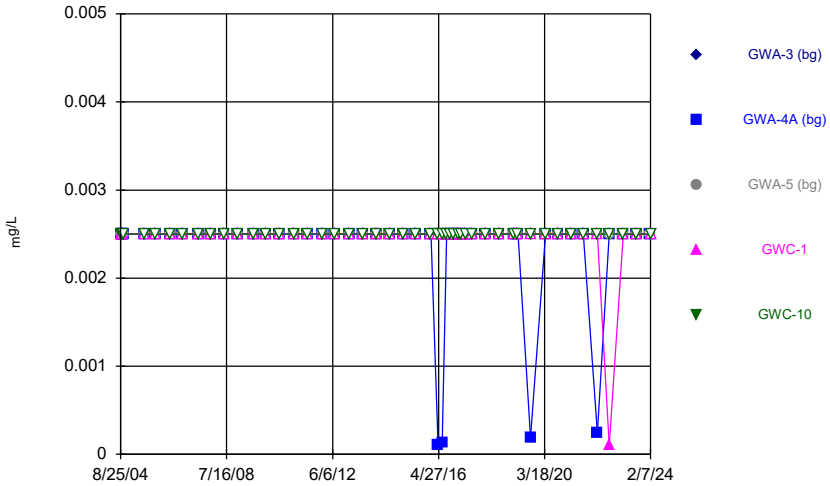

Constituent: Cadmium Analysis Run 3/11/2024 4:59 PM
Plant McIntosh Client: Southern Company Data: McIntosh LF4 CCR

Sanitas™ v.10.0.16 . UG
Hollow symbols indicate censored values.

Time Series

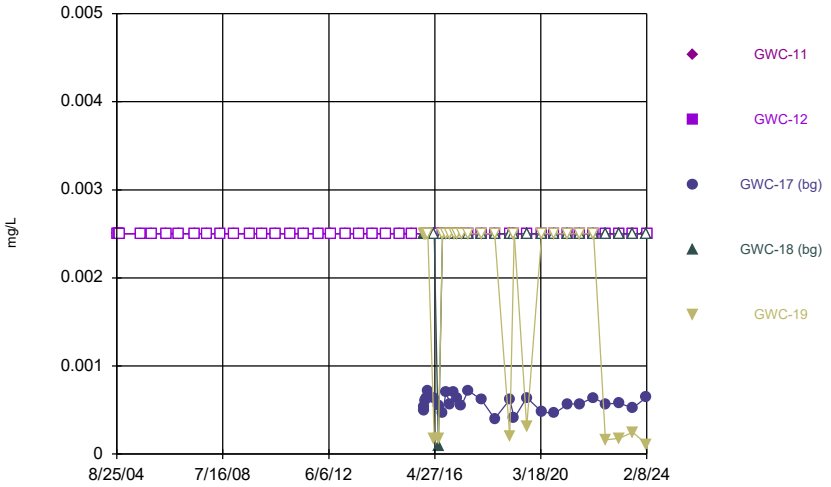

Constituent: Cadmium Analysis Run 3/11/2024 4:59 PM
Plant McIntosh Client: Southern Company Data: McIntosh LF4 CCR

Sanitas™ v.10.0.16 . UG
Hollow symbols indicate censored values.

Time Series

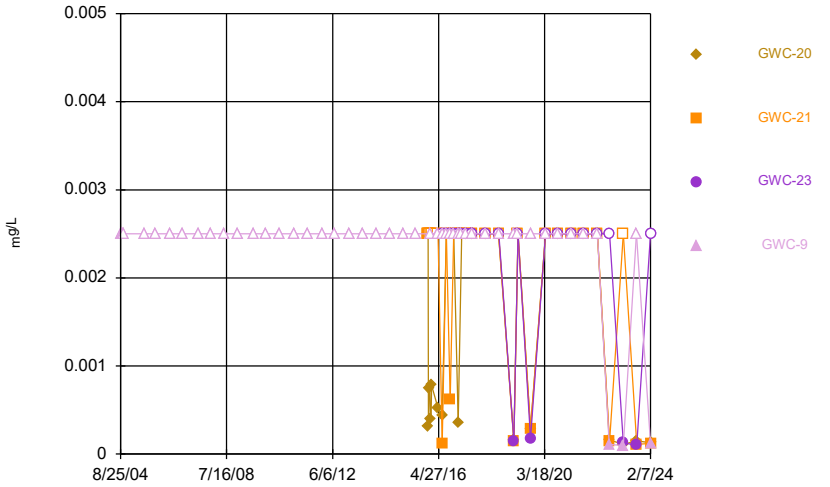

Constituent: Cadmium Analysis Run 3/11/2024 4:59 PM
Plant McIntosh Client: Southern Company Data: McIntosh LF4 CCR

Sanitas™ v.10.0.16 . UG

Time Series

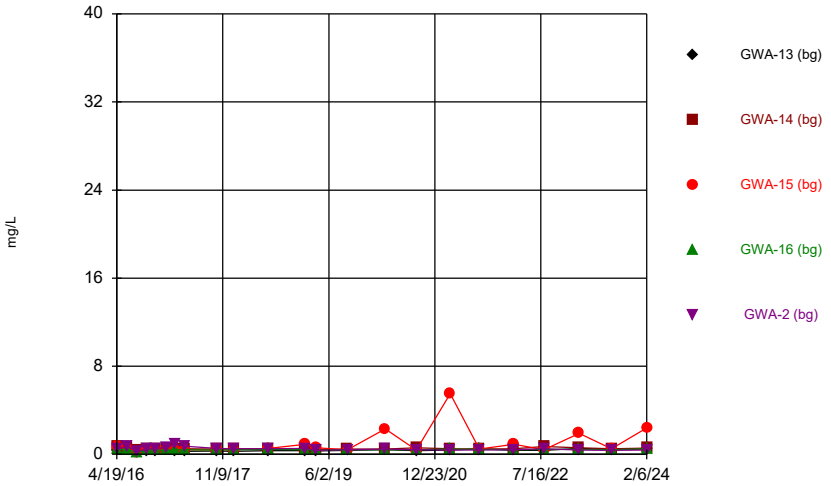

Constituent: Calcium Analysis Run 3/11/2024 4:59 PM

Plant McIntosh Client: Southern Company Data: McIntosh LF4 CCR

Sanitas™ v.10.0.16 . UG

Time Series

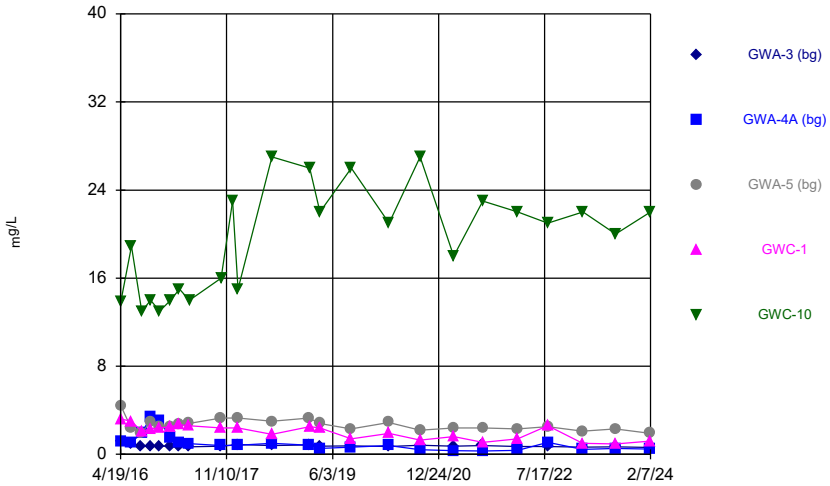

Constituent: Calcium Analysis Run 3/11/2024 4:59 PM

Plant McIntosh Client: Southern Company Data: McIntosh LF4 CCR

Sanitas™ v.10.0.16 . UG

Time Series

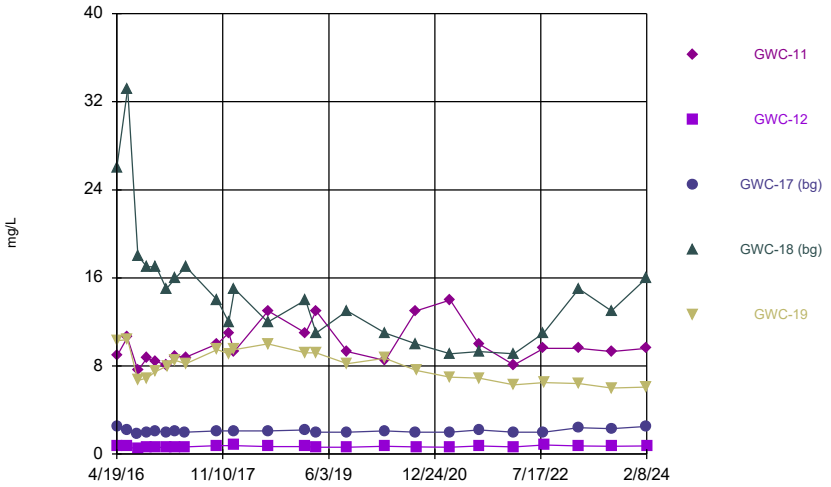

Constituent: Calcium Analysis Run 3/11/2024 4:59 PM

Plant McIntosh Client: Southern Company Data: McIntosh LF4 CCR

Sanitas™ v.10.0.16 . UG

Time Series

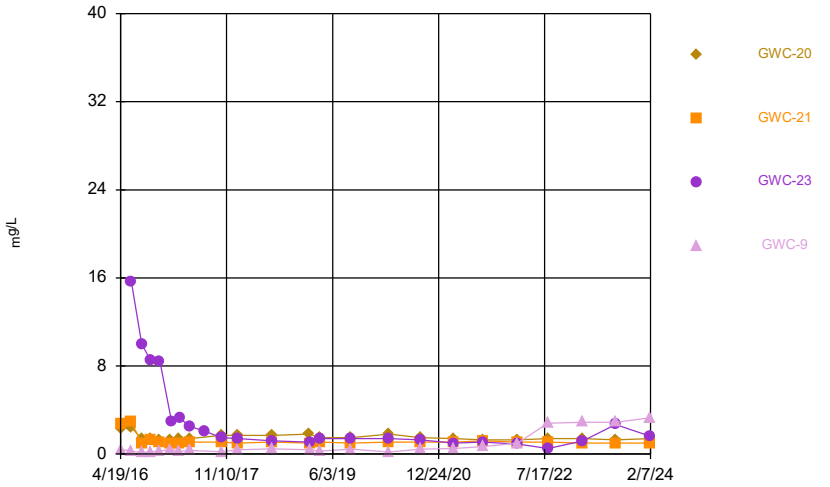

Constituent: Calcium Analysis Run 3/11/2024 4:59 PM

Plant McIntosh Client: Southern Company Data: McIntosh LF4 CCR

Sanitas™ v.10.0.16 . UG

Time Series

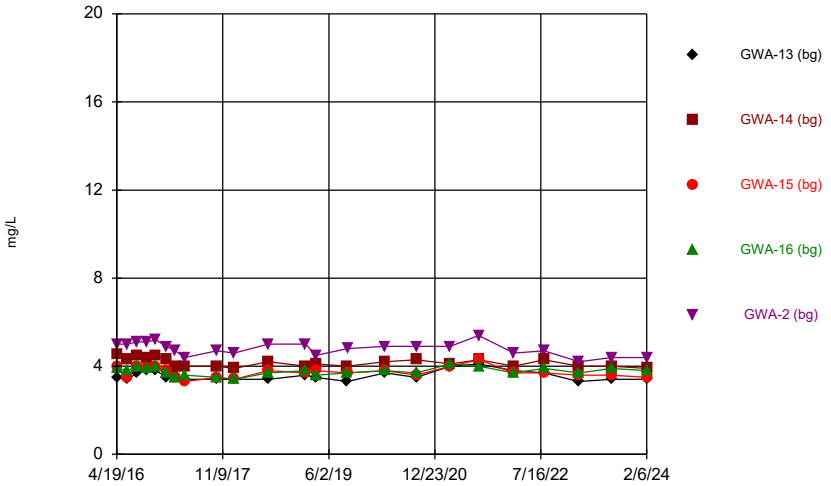

Constituent: Chloride Analysis Run 3/11/2024 4:59 PM

Plant McIntosh Client: Southern Company Data: McIntosh LF4 CCR

Sanitas™ v.10.0.16 . UG

Time Series

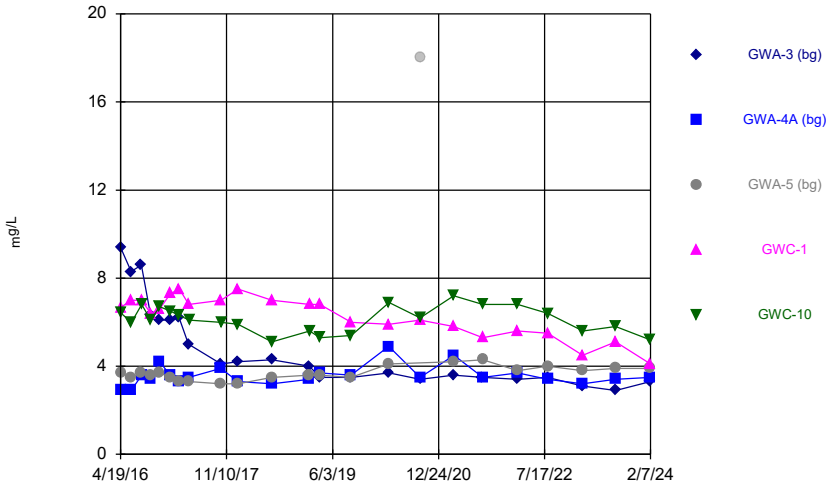

Constituent: Chloride Analysis Run 3/11/2024 4:59 PM

Plant McIntosh Client: Southern Company Data: McIntosh LF4 CCR

Sanitas™ v.10.0.16 . UG

Time Series

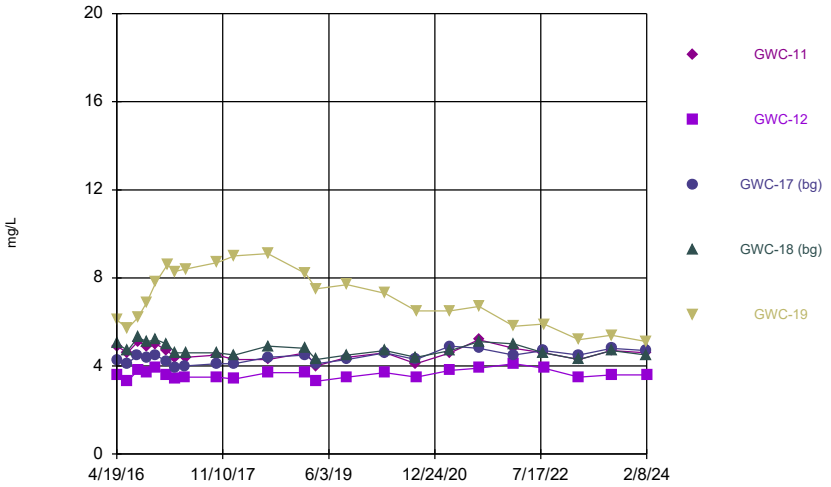

Constituent: Chloride Analysis Run 3/11/2024 4:59 PM

Plant McIntosh Client: Southern Company Data: McIntosh LF4 CCR

Sanitas™ v.10.0.16 . UG

Time Series

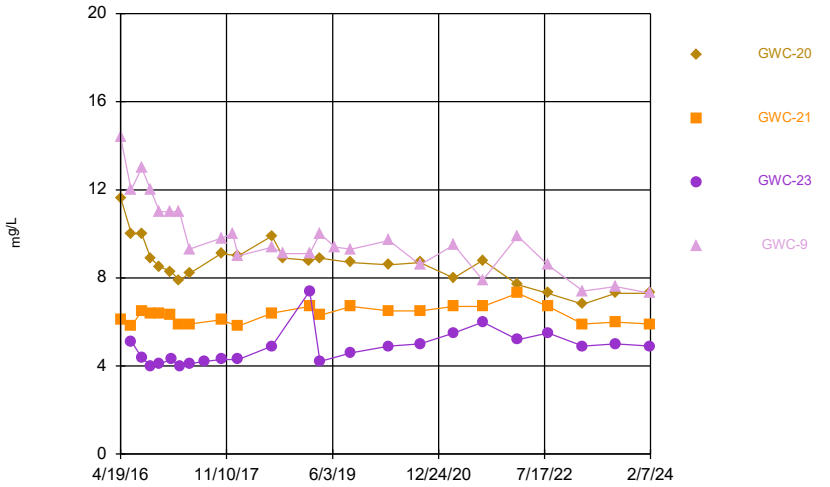

Constituent: Chloride Analysis Run 3/11/2024 4:59 PM

Plant McIntosh Client: Southern Company Data: McIntosh LF4 CCR

Sanitas™ v.10.0.16 . UG
Hollow symbols indicate censored values.

Time Series

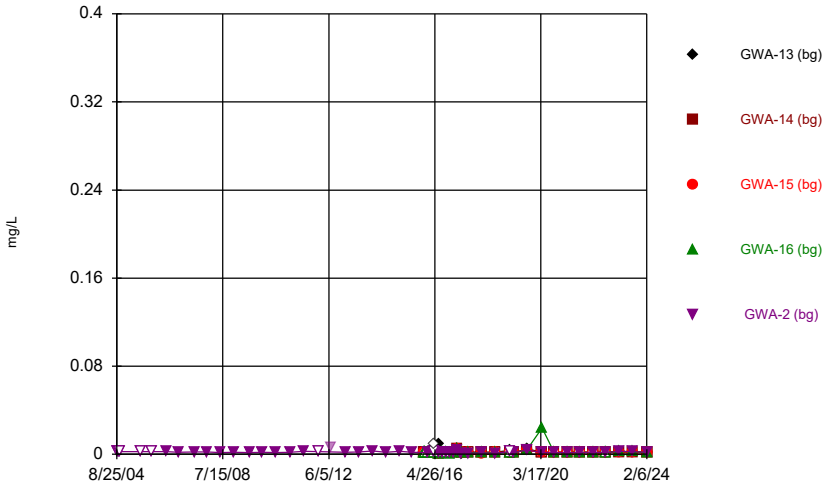

Constituent: Chromium Analysis Run 3/11/2024 4:59 PM
Plant McIntosh Client: Southern Company Data: McIntosh LF4 CCR

Sanitas™ v.10.0.16 . UG
Hollow symbols indicate censored values.

Time Series

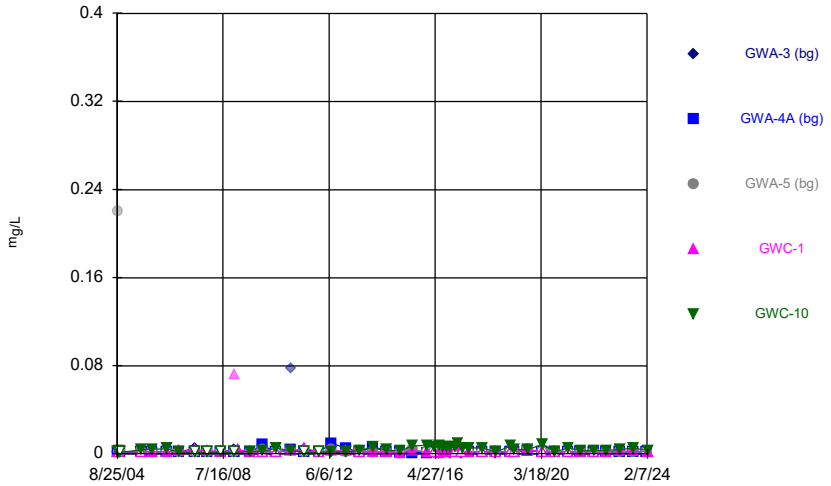

Constituent: Chromium Analysis Run 3/11/2024 4:59 PM
Plant McIntosh Client: Southern Company Data: McIntosh LF4 CCR

Sanitas™ v.10.0.16 . UG
Hollow symbols indicate censored values.

Time Series

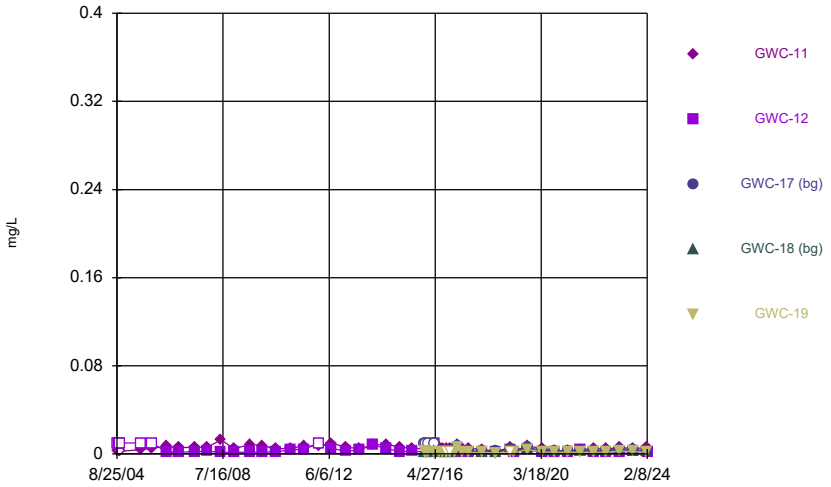

Constituent: Chromium Analysis Run 3/11/2024 4:59 PM
Plant McIntosh Client: Southern Company Data: McIntosh LF4 CCR

Sanitas™ v.10.0.16 . UG
Hollow symbols indicate censored values.

Time Series

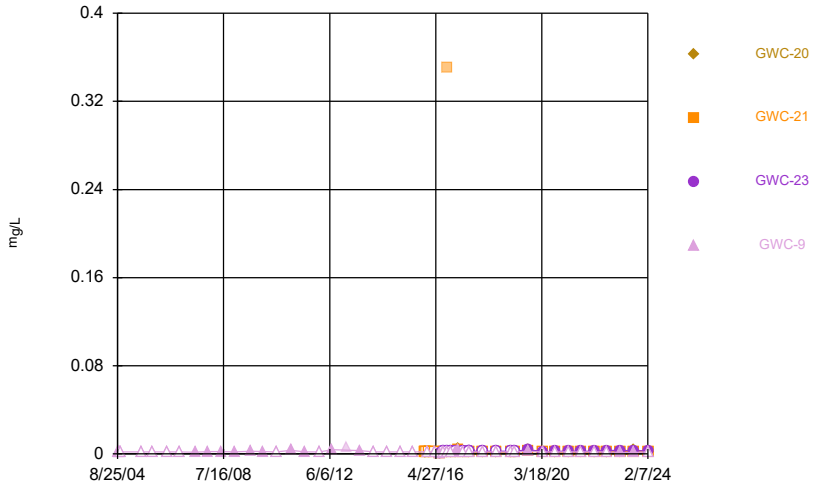

Constituent: Chromium Analysis Run 3/11/2024 4:59 PM
Plant McIntosh Client: Southern Company Data: McIntosh LF4 CCR

Sanitas™ v.10.0.16 . UG
Hollow symbols indicate censored values.

Time Series

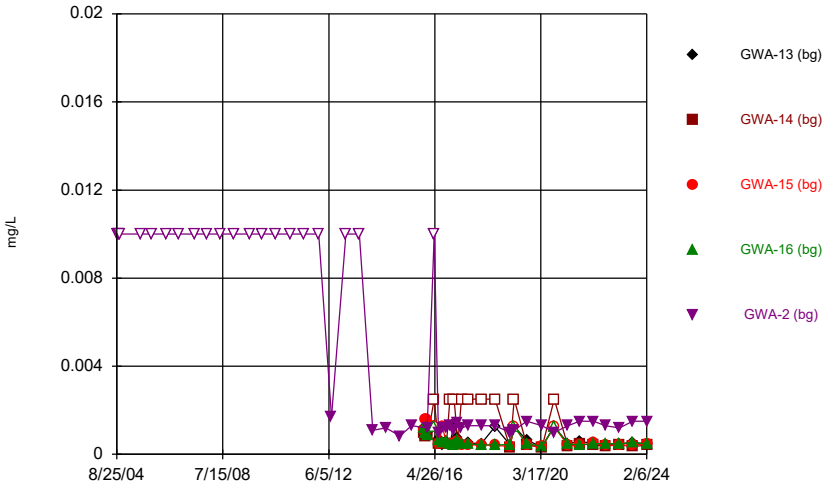

Constituent: Cobalt Analysis Run 3/11/2024 4:59 PM
Plant McIntosh Client: Southern Company Data: McIntosh LF4 CCR

Sanitas™ v.10.0.16 . UG
Hollow symbols indicate censored values.

Time Series

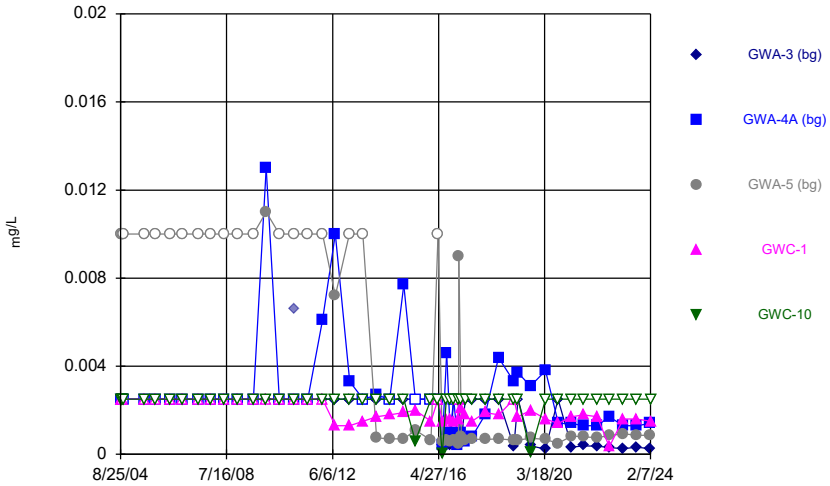

Constituent: Cobalt Analysis Run 3/11/2024 4:59 PM
Plant McIntosh Client: Southern Company Data: McIntosh LF4 CCR

Sanitas™ v.10.0.16 . UG
Hollow symbols indicate censored values.

Time Series

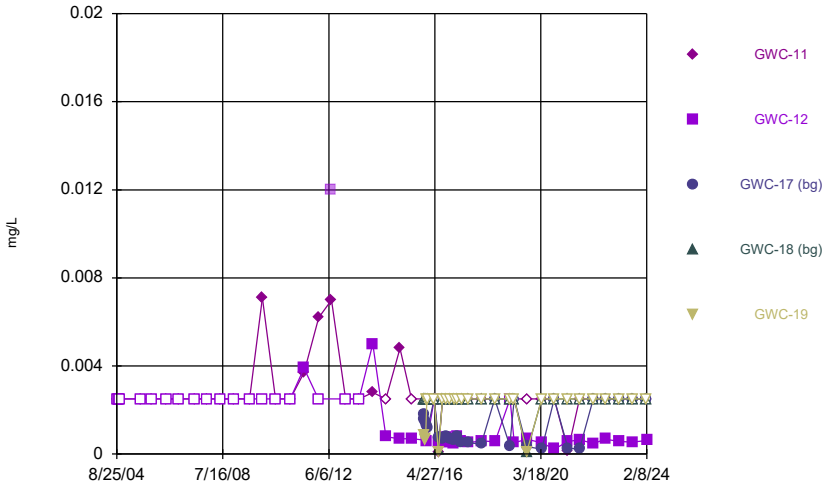

Constituent: Cobalt Analysis Run 3/11/2024 5:00 PM
Plant McIntosh Client: Southern Company Data: McIntosh LF4 CCR

Sanitas™ v.10.0.16 . UG
Hollow symbols indicate censored values.

Time Series

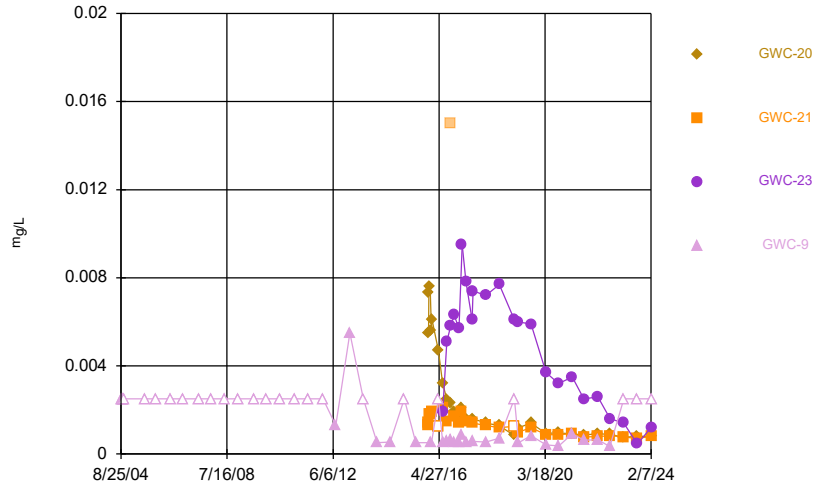

Constituent: Cobalt Analysis Run 3/11/2024 5:00 PM
Plant McIntosh Client: Southern Company Data: McIntosh LF4 CCR

Sanitas™ v.10.0.16 . UG
Hollow symbols indicate censored values.

Time Series

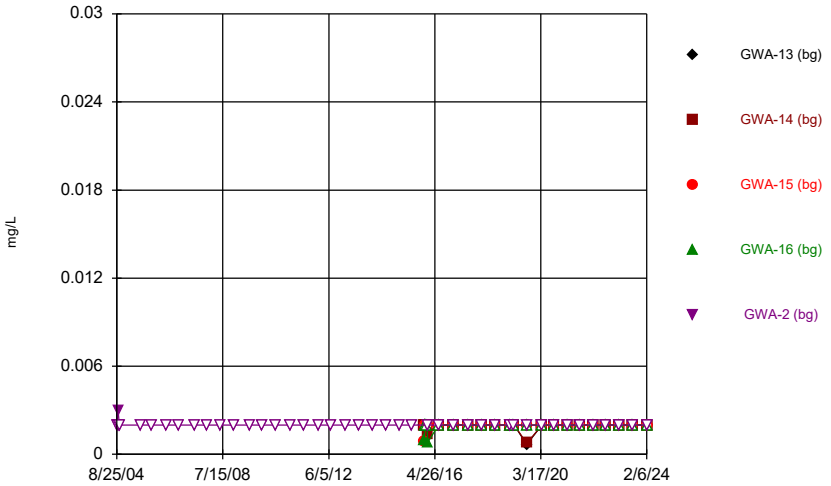

Constituent: Copper Analysis Run 3/11/2024 5:00 PM
Plant McIntosh Client: Southern Company Data: McIntosh LF4 CCR

Sanitas™ v.10.0.16 . UG
Hollow symbols indicate censored values.

Time Series

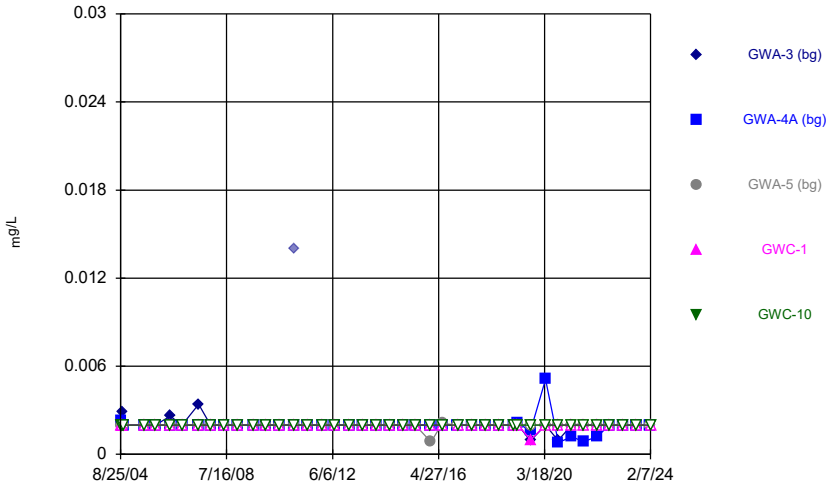

Constituent: Copper Analysis Run 3/11/2024 5:00 PM
Plant McIntosh Client: Southern Company Data: McIntosh LF4 CCR

Sanitas™ v.10.0.16 . UG
Hollow symbols indicate censored values.

Time Series

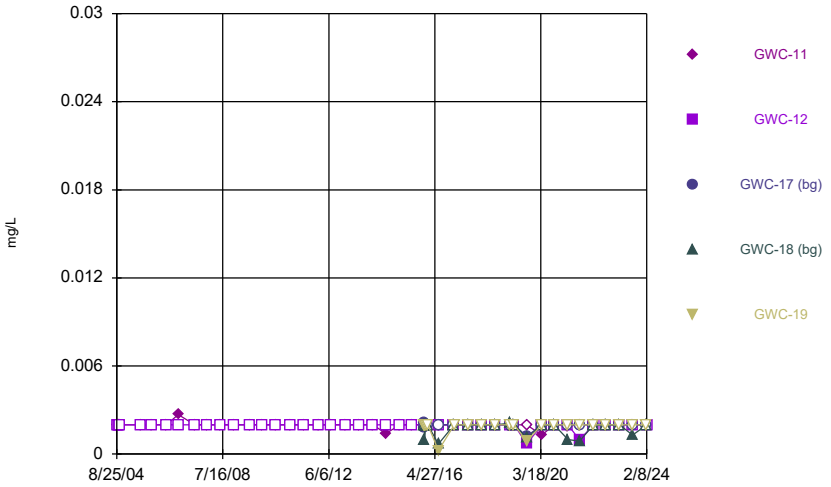

Constituent: Copper Analysis Run 3/11/2024 5:00 PM
Plant McIntosh Client: Southern Company Data: McIntosh LF4 CCR

Sanitas™ v.10.0.16 . UG
Hollow symbols indicate censored values.

Time Series

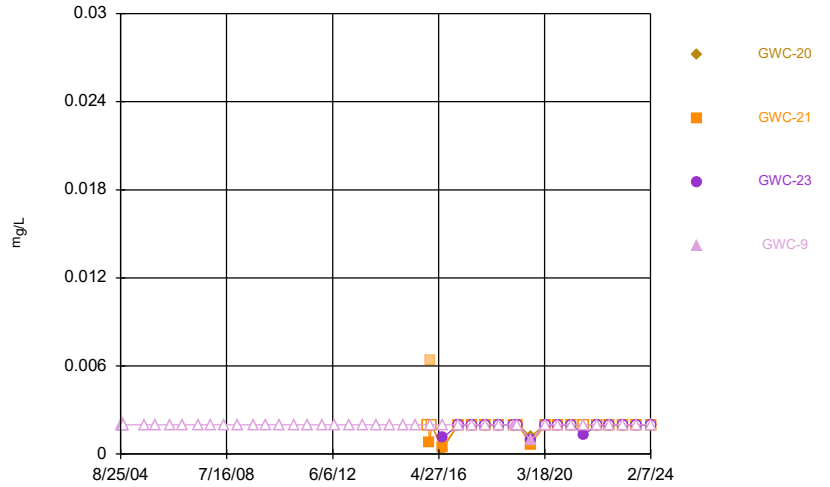

Constituent: Copper Analysis Run 3/11/2024 5:00 PM
Plant McIntosh Client: Southern Company Data: McIntosh LF4 CCR

Sanitas™ v.10.0.16 . UG
Hollow symbols indicate censored values.

Time Series

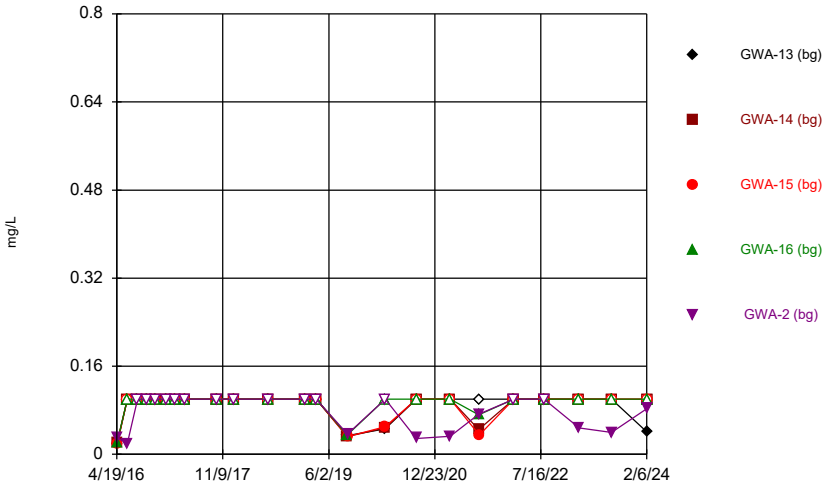

Constituent: Fluoride Analysis Run 3/11/2024 5:00 PM
Plant McIntosh Client: Southern Company Data: McIntosh LF4 CCR

Sanitas™ v.10.0.16 . UG
Hollow symbols indicate censored values.

Time Series

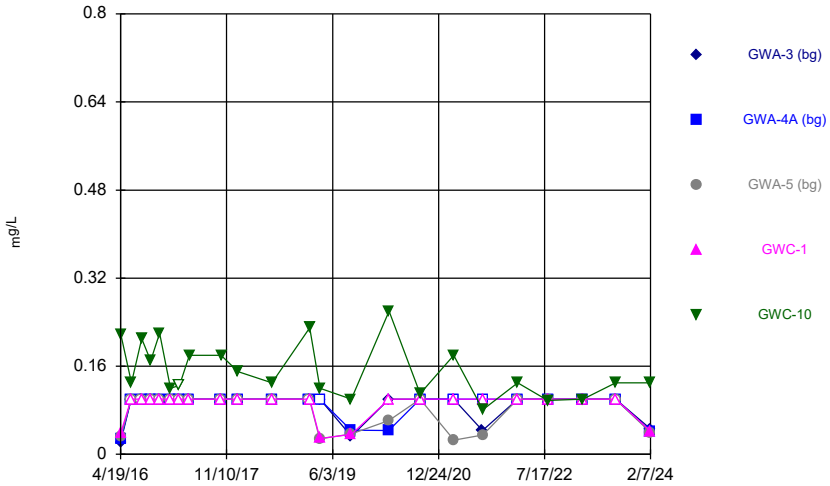

Constituent: Fluoride Analysis Run 3/11/2024 5:00 PM
Plant McIntosh Client: Southern Company Data: McIntosh LF4 CCR

Sanitas™ v.10.0.16 . UG
Hollow symbols indicate censored values.

Time Series

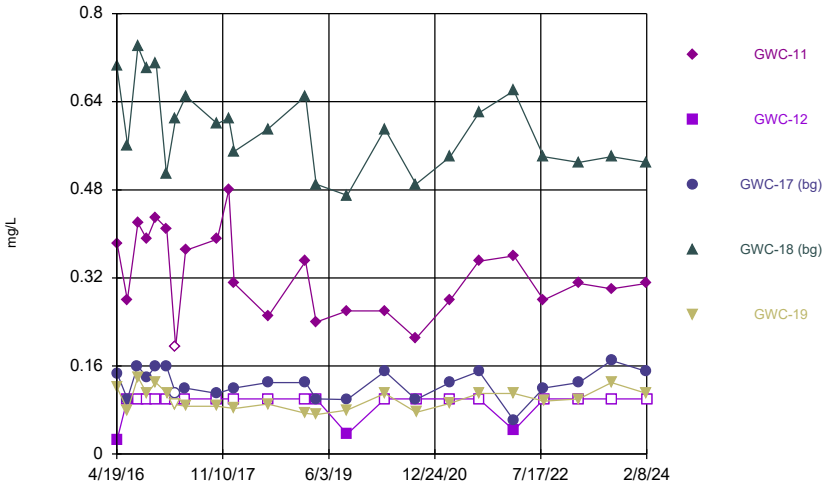

Constituent: Fluoride Analysis Run 3/11/2024 5:00 PM
Plant McIntosh Client: Southern Company Data: McIntosh LF4 CCR

Sanitas™ v.10.0.16 . UG
Hollow symbols indicate censored values.

Time Series

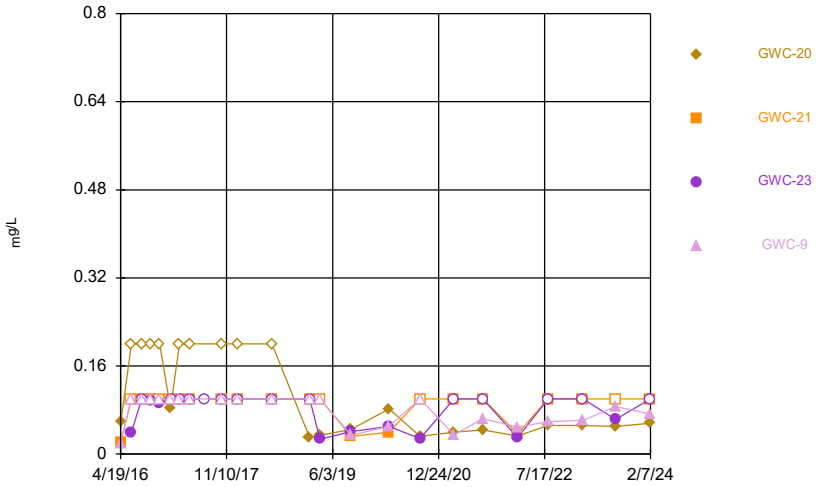

Constituent: Fluoride Analysis Run 3/11/2024 5:00 PM
Plant McIntosh Client: Southern Company Data: McIntosh LF4 CCR

Sanitas™ v.10.0.16 . UG
Hollow symbols indicate censored values.

Time Series

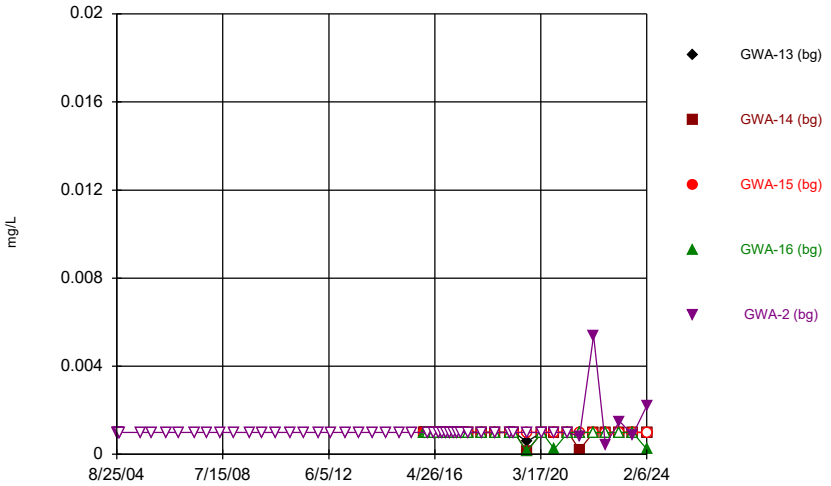

Constituent: Lead Analysis Run 3/11/2024 5:00 PM
Plant McIntosh Client: Southern Company Data: McIntosh LF4 CCR

Sanitas™ v.10.0.16 . UG
Hollow symbols indicate censored values.

Time Series

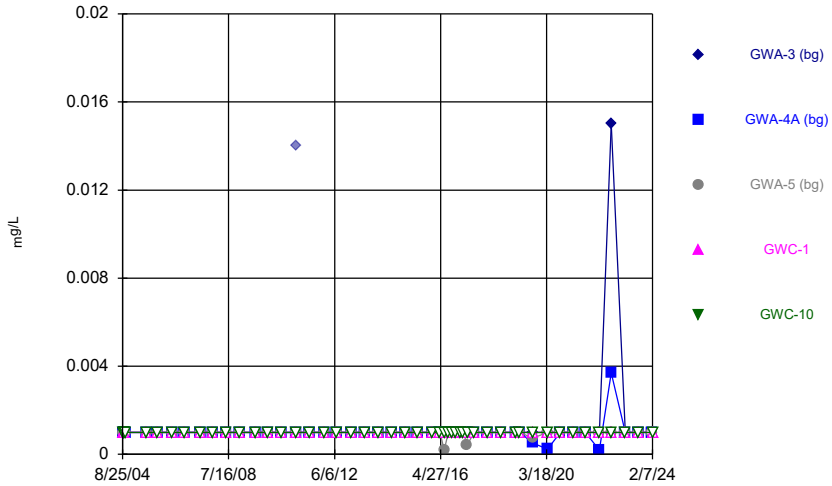

Constituent: Lead Analysis Run 3/11/2024 5:00 PM
Plant McIntosh Client: Southern Company Data: McIntosh LF4 CCR

Sanitas™ v.10.0.16 . UG
Hollow symbols indicate censored values.

Time Series

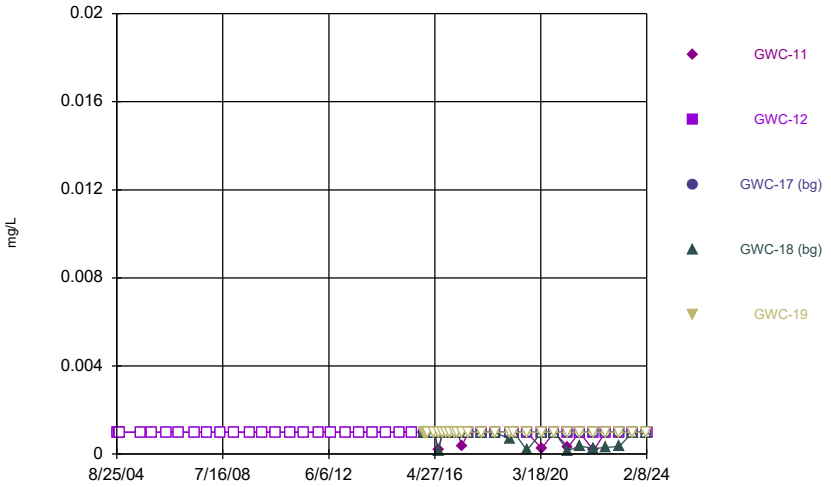

Constituent: Lead Analysis Run 3/11/2024 5:00 PM
Plant McIntosh Client: Southern Company Data: McIntosh LF4 CCR

Sanitas™ v.10.0.16 . UG
Hollow symbols indicate censored values.

Time Series

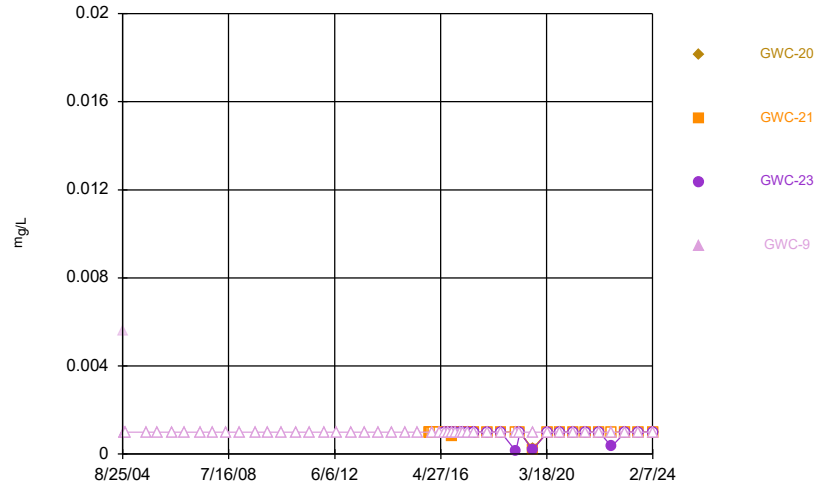

Constituent: Lead Analysis Run 3/11/2024 5:00 PM
Plant McIntosh Client: Southern Company Data: McIntosh LF4 CCR

Sanitas™ v.10.0.16 . UG
Hollow symbols indicate censored values.

Time Series

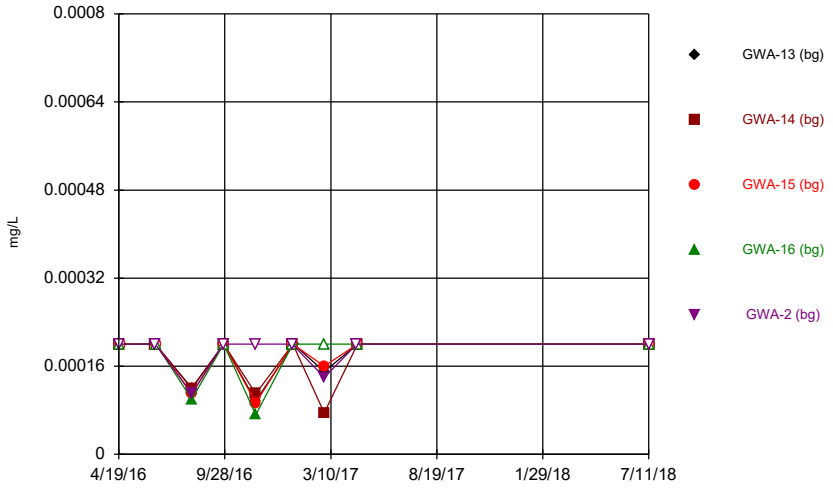

Constituent: Mercury Analysis Run 3/11/2024 5:00 PM
Plant McIntosh Client: Southern Company Data: McIntosh LF4 CCR

Sanitas™ v.10.0.16 . UG
Hollow symbols indicate censored values.

Time Series

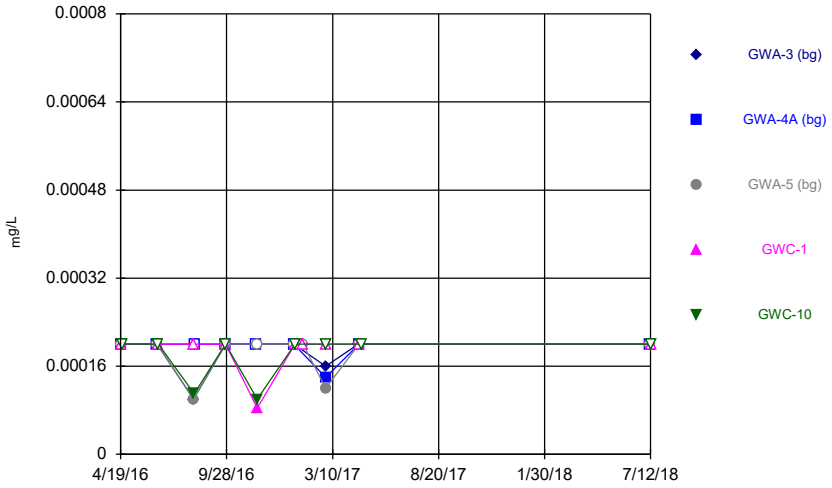

Constituent: Mercury Analysis Run 3/11/2024 5:00 PM
Plant McIntosh Client: Southern Company Data: McIntosh LF4 CCR

Sanitas™ v.10.0.16 . UG
Hollow symbols indicate censored values.

Time Series

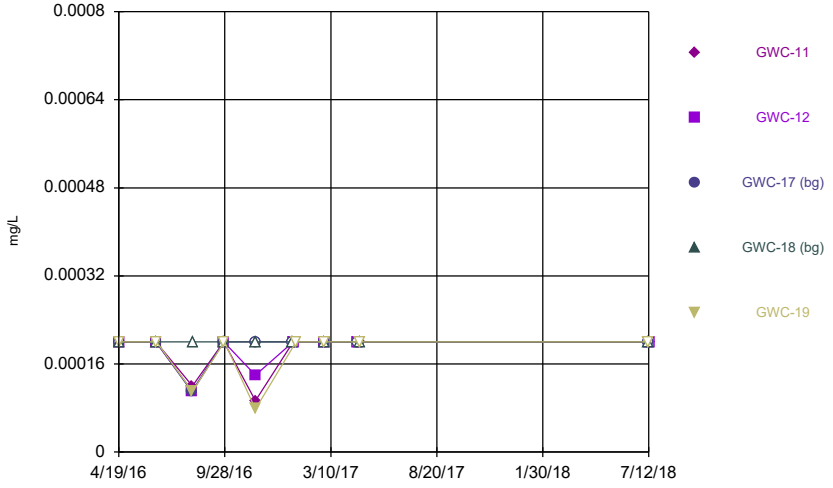

Constituent: Mercury Analysis Run 3/11/2024 5:00 PM
Plant McIntosh Client: Southern Company Data: McIntosh LF4 CCR

Sanitas™ v.10.0.16 . UG
Hollow symbols indicate censored values.

Time Series

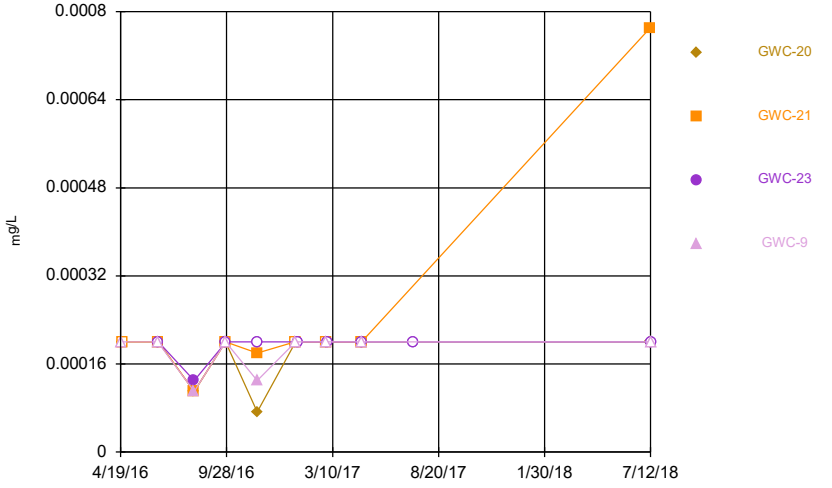

Constituent: Mercury Analysis Run 3/11/2024 5:00 PM
Plant McIntosh Client: Southern Company Data: McIntosh LF4 CCR

Sanitas™ v.10.0.16 . UG
Hollow symbols indicate censored values.

Time Series

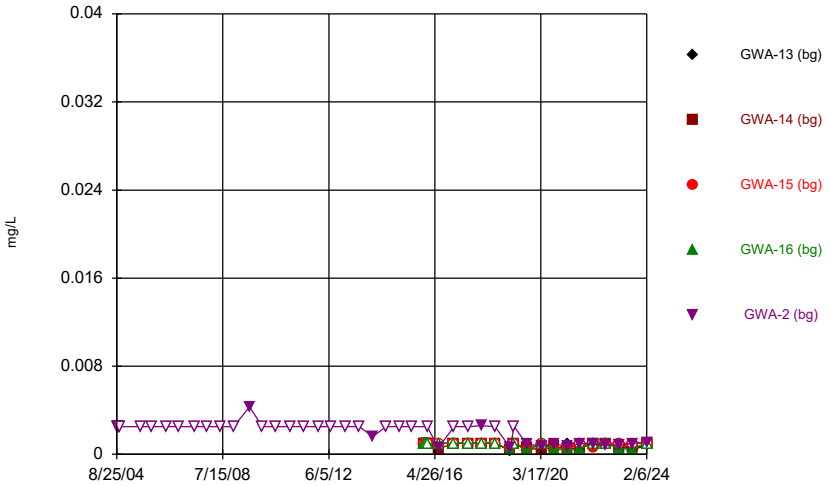

Constituent: Nickel Analysis Run 3/11/2024 5:00 PM
Plant McIntosh Client: Southern Company Data: McIntosh LF4 CCR

Sanitas™ v.10.0.16 . UG
Hollow symbols indicate censored values.

Time Series

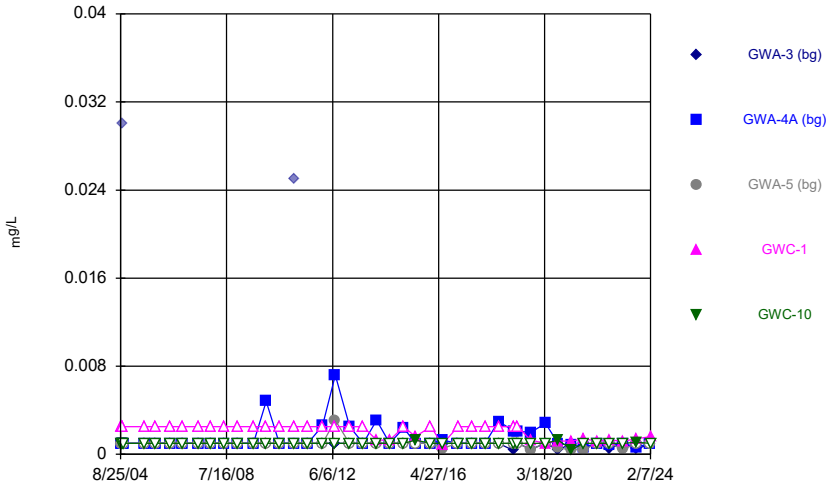

Constituent: Nickel Analysis Run 3/11/2024 5:00 PM
Plant McIntosh Client: Southern Company Data: McIntosh LF4 CCR

Sanitas™ v.10.0.16 . UG
Hollow symbols indicate censored values.

Time Series

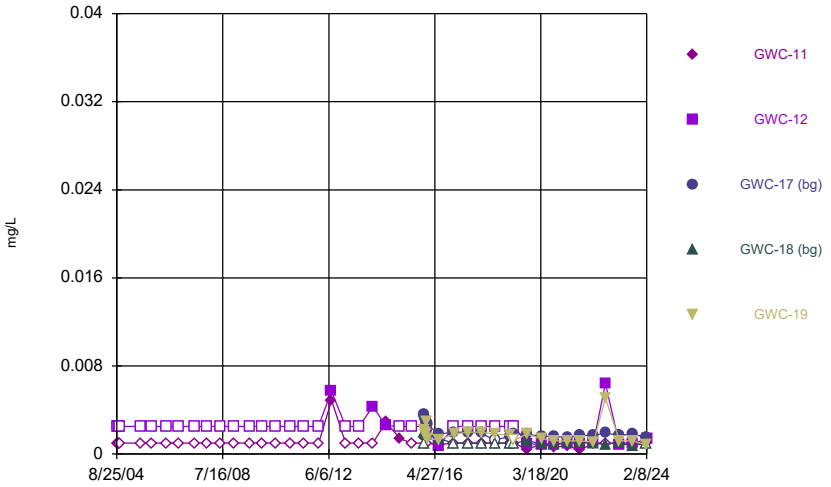

Constituent: Nickel Analysis Run 3/11/2024 5:00 PM
Plant McIntosh Client: Southern Company Data: McIntosh LF4 CCR

Sanitas™ v.10.0.16 . UG
Hollow symbols indicate censored values.

Time Series

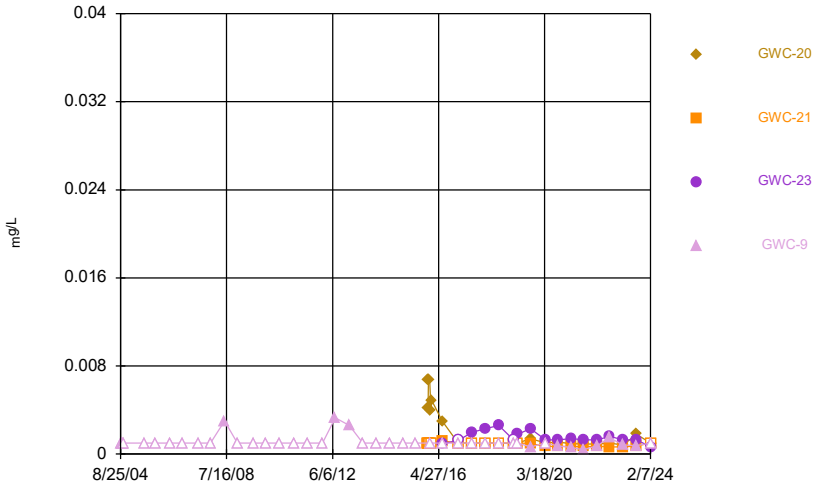

Constituent: Nickel Analysis Run 3/11/2024 5:00 PM
Plant McIntosh Client: Southern Company Data: McIntosh LF4 CCR

Sanitas™ v.10.0.16 . UG

Time Series

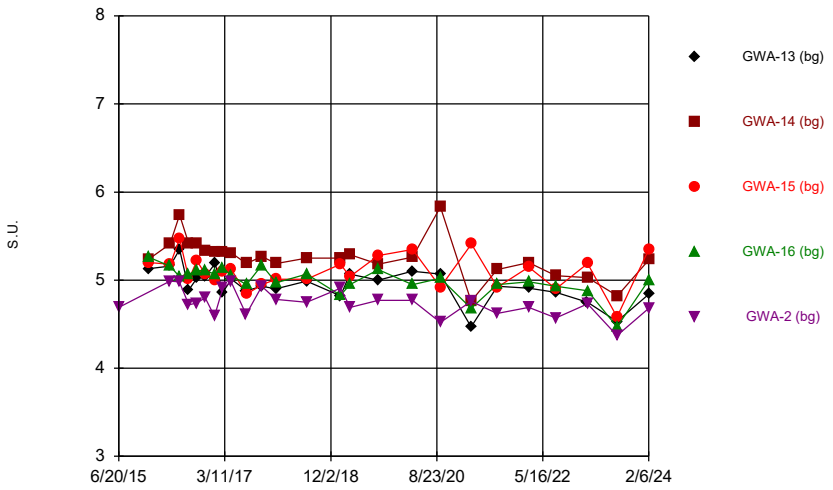

Constituent: pH Analysis Run 3/11/2024 5:00 PM

Plant McIntosh Client: Southern Company Data: McIntosh LF4 CCR

Sanitas™ v.10.0.16 . UG

Time Series

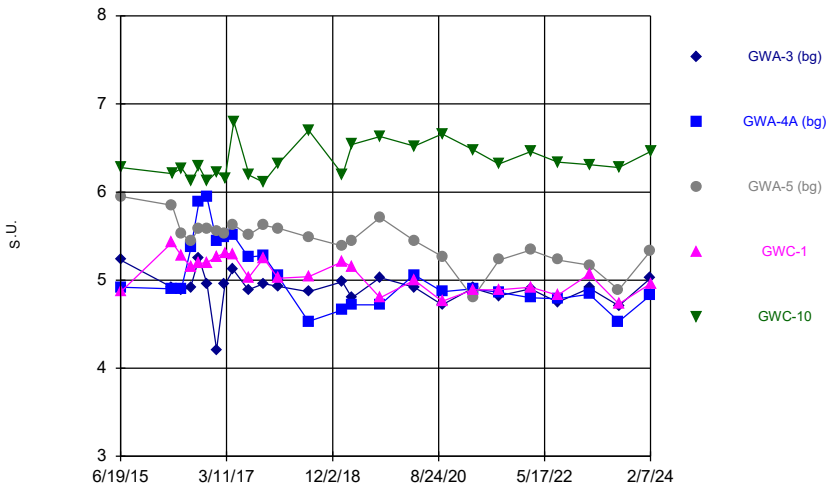

Constituent: pH Analysis Run 3/11/2024 5:00 PM

Plant McIntosh Client: Southern Company Data: McIntosh LF4 CCR

Sanitas™ v.10.0.16 . UG

Time Series

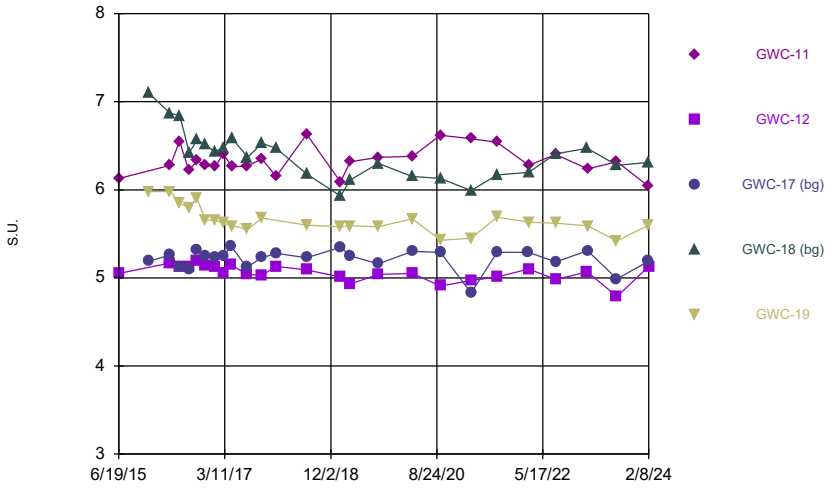

Constituent: pH Analysis Run 3/11/2024 5:00 PM

Plant McIntosh Client: Southern Company Data: McIntosh LF4 CCR

Sanitas™ v.10.0.16 . UG

Time Series

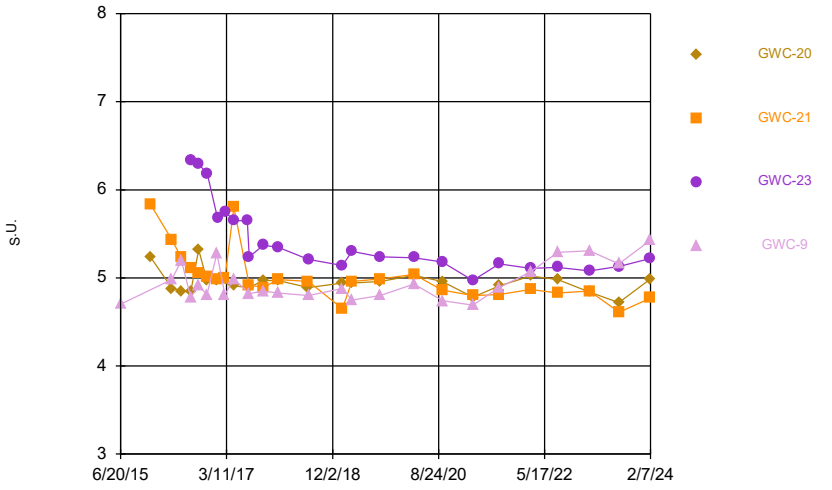

Constituent: pH Analysis Run 3/11/2024 5:00 PM

Plant McIntosh Client: Southern Company Data: McIntosh LF4 CCR

Sanitas™ v.10.0.16 . UG
Hollow symbols indicate censored values.

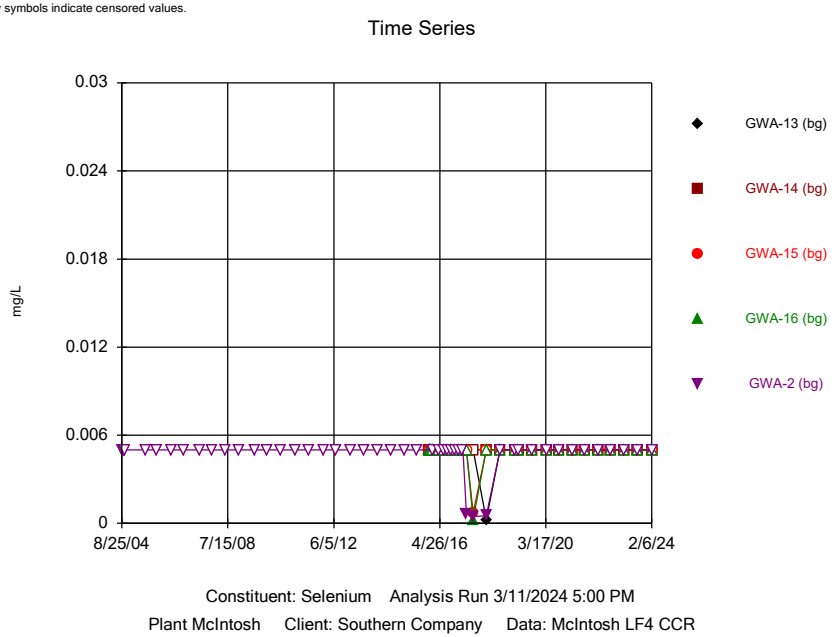

Constituent: Selenium Analysis Run 3/11/2024 5:00 PM
Plant McIntosh Client: Southern Company Data: McIntosh LF4 CCR

Sanitas™ v.10.0.16 . UG
Hollow symbols indicate censored values.

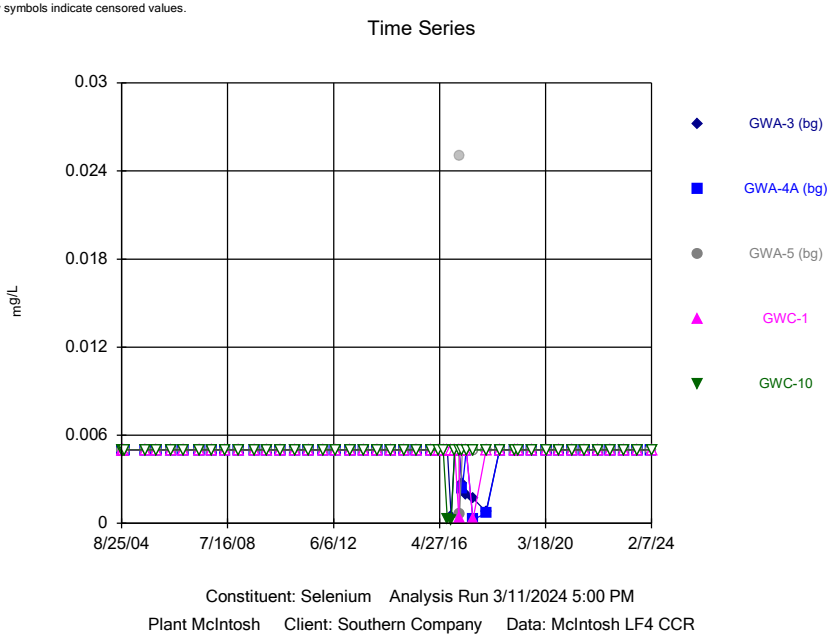

Constituent: Selenium Analysis Run 3/11/2024 5:00 PM
Plant McIntosh Client: Southern Company Data: McIntosh LF4 CCR

Sanitas™ v.10.0.16 . UG
Hollow symbols indicate censored values.

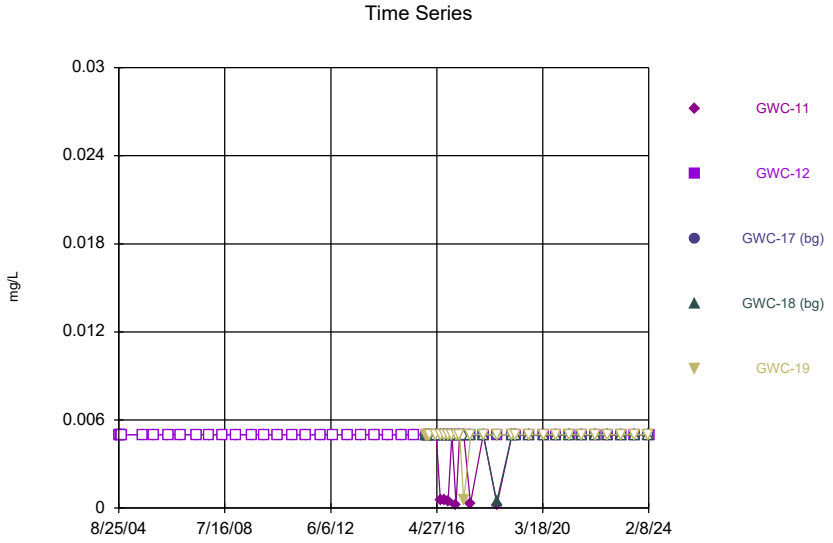

Constituent: Selenium Analysis Run 3/11/2024 5:00 PM
Plant McIntosh Client: Southern Company Data: McIntosh LF4 CCR

Sanitas™ v.10.0.16 . UG
Hollow symbols indicate censored values.

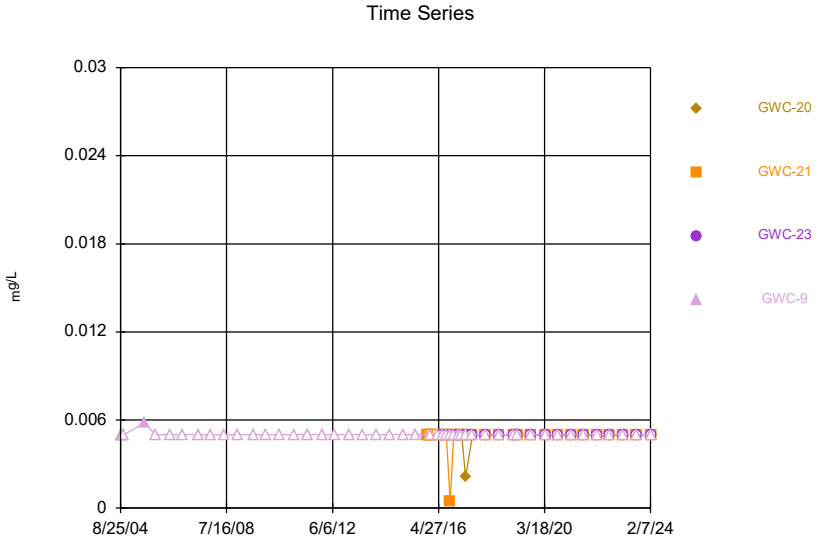

Constituent: Selenium Analysis Run 3/11/2024 5:00 PM
Plant McIntosh Client: Southern Company Data: McIntosh LF4 CCR

Sanitas™ v.10.0.16 . UG
Hollow symbols indicate censored values.

Time Series

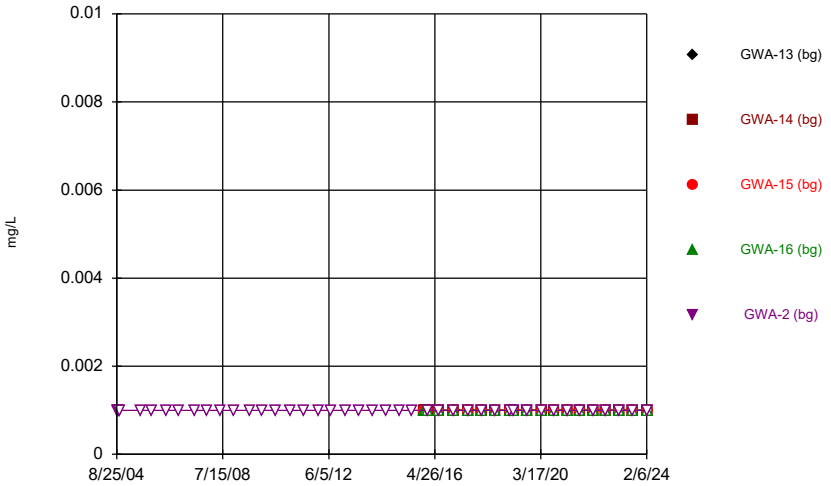

Constituent: Silver Analysis Run 3/11/2024 5:00 PM
Plant McIntosh Client: Southern Company Data: McIntosh LF4 CCR

Sanitas™ v.10.0.16 . UG
Hollow symbols indicate censored values.

Time Series

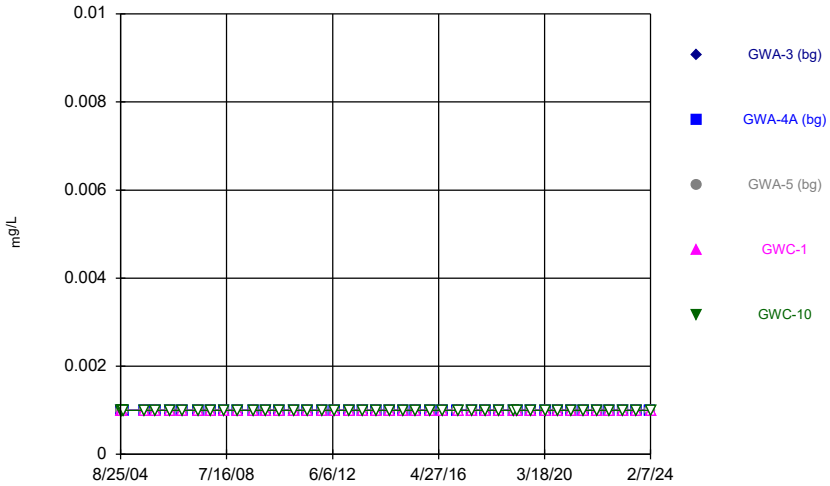

Constituent: Silver Analysis Run 3/11/2024 5:00 PM
Plant McIntosh Client: Southern Company Data: McIntosh LF4 CCR

Sanitas™ v.10.0.16 . UG
Hollow symbols indicate censored values.

Time Series

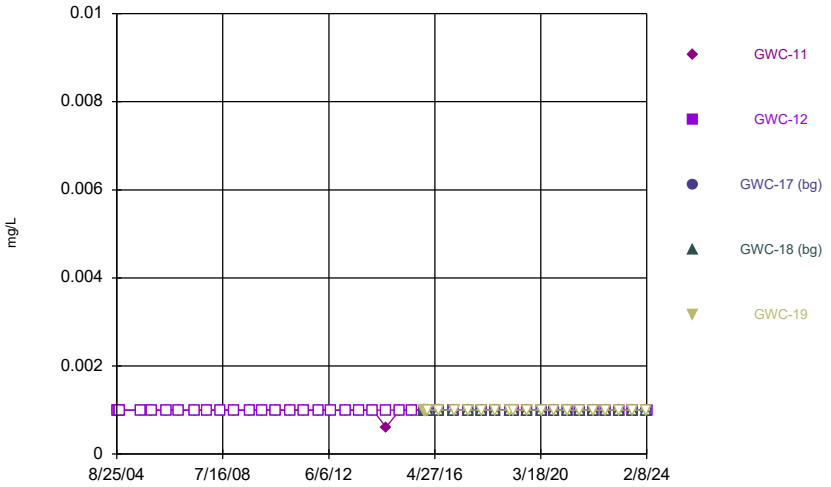

Constituent: Silver Analysis Run 3/11/2024 5:00 PM
Plant McIntosh Client: Southern Company Data: McIntosh LF4 CCR

Sanitas™ v.10.0.16 . UG
Hollow symbols indicate censored values.

Time Series

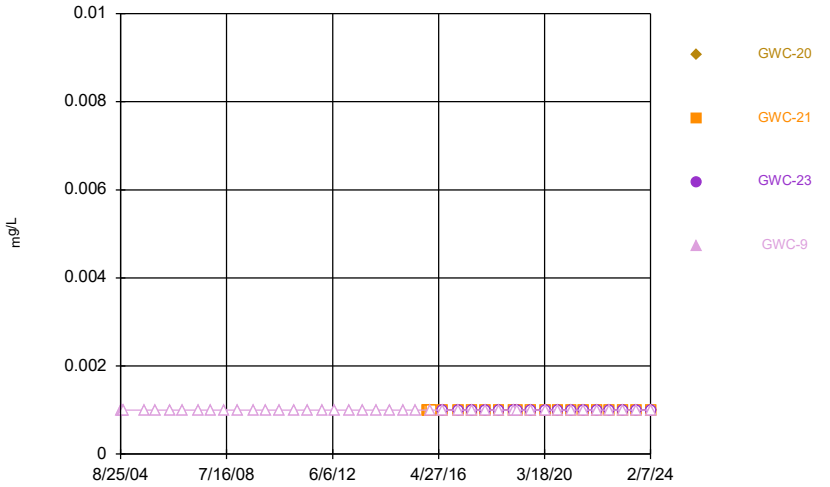

Constituent: Silver Analysis Run 3/11/2024 5:00 PM
Plant McIntosh Client: Southern Company Data: McIntosh LF4 CCR

Sanitas™ v.10.0.16 . UG
Hollow symbols indicate censored values.

Time Series

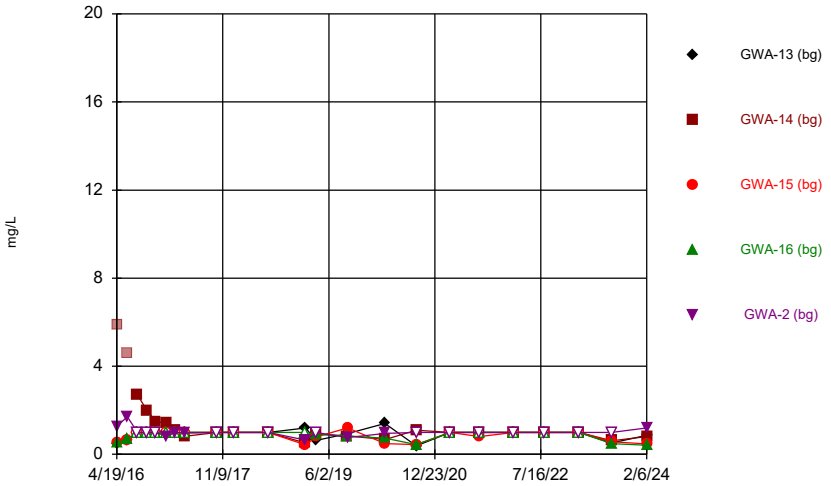

Constituent: Sulfate Analysis Run 3/11/2024 5:00 PM
Plant McIntosh Client: Southern Company Data: McIntosh LF4 CCR

Sanitas™ v.10.0.16 . UG
Hollow symbols indicate censored values.

Time Series

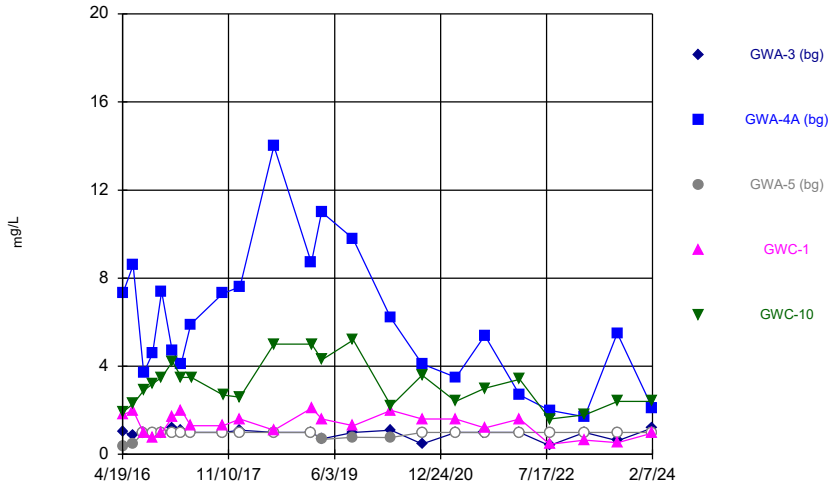

Constituent: Sulfate Analysis Run 3/11/2024 5:00 PM
Plant McIntosh Client: Southern Company Data: McIntosh LF4 CCR

Sanitas™ v.10.0.16 . UG
Hollow symbols indicate censored values.

Time Series

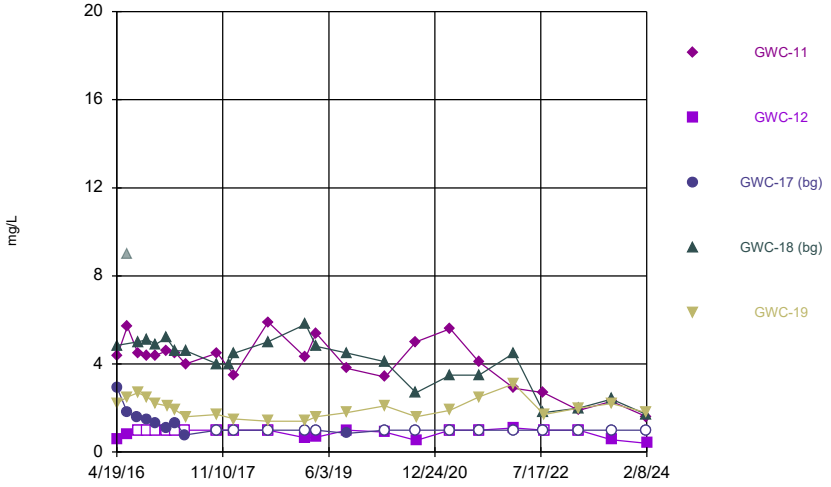

Constituent: Sulfate Analysis Run 3/11/2024 5:00 PM
Plant McIntosh Client: Southern Company Data: McIntosh LF4 CCR

Sanitas™ v.10.0.16 . UG
Hollow symbols indicate censored values.

Time Series

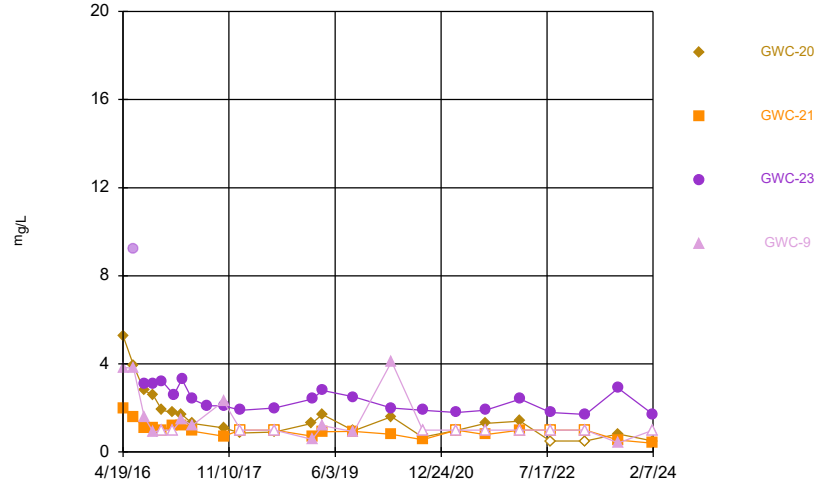

Constituent: Sulfate Analysis Run 3/11/2024 5:00 PM
Plant McIntosh Client: Southern Company Data: McIntosh LF4 CCR

Sanitas™ v.10.0.16 . UG
Hollow symbols indicate censored values.

Time Series

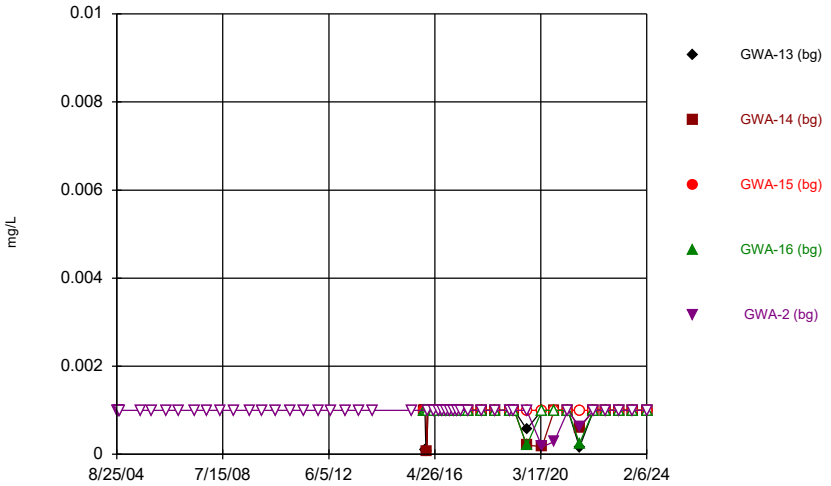

Constituent: Thallium Analysis Run 3/11/2024 5:00 PM
Plant McIntosh Client: Southern Company Data: McIntosh LF4 CCR

Sanitas™ v.10.0.16 . UG
Hollow symbols indicate censored values.

Time Series

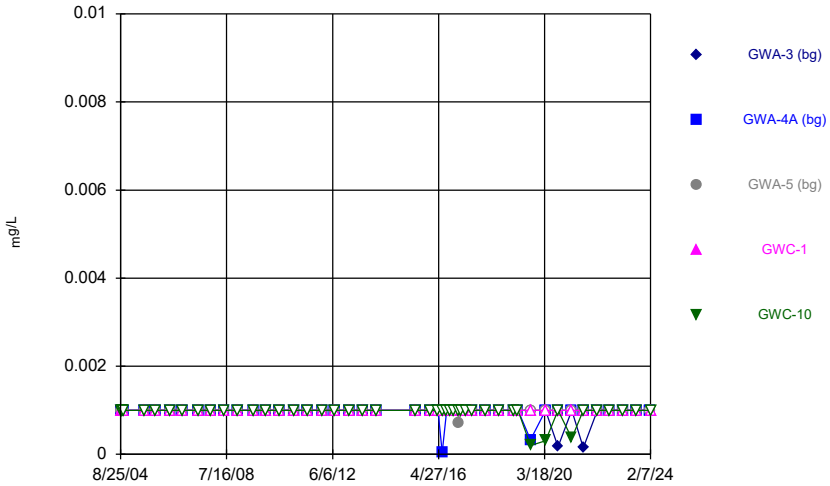

Constituent: Thallium Analysis Run 3/11/2024 5:00 PM
Plant McIntosh Client: Southern Company Data: McIntosh LF4 CCR

Sanitas™ v.10.0.16 . UG
Hollow symbols indicate censored values.

Time Series

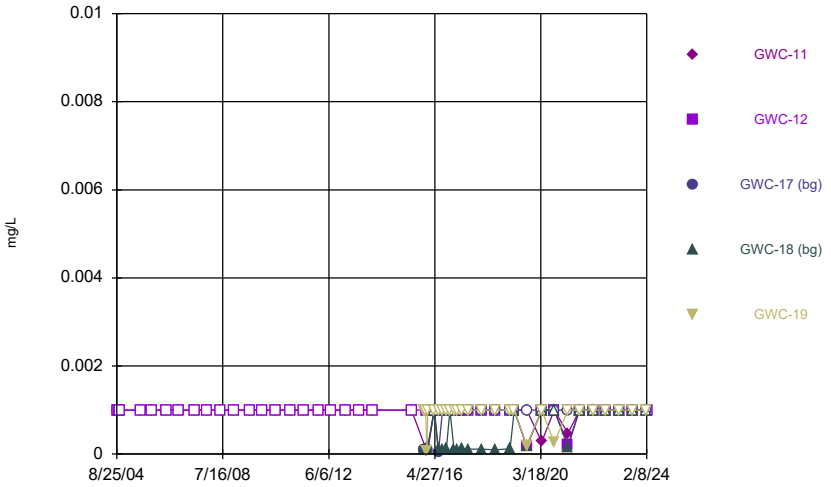

Constituent: Thallium Analysis Run 3/11/2024 5:00 PM
Plant McIntosh Client: Southern Company Data: McIntosh LF4 CCR

Sanitas™ v.10.0.16 . UG
Hollow symbols indicate censored values.

Time Series

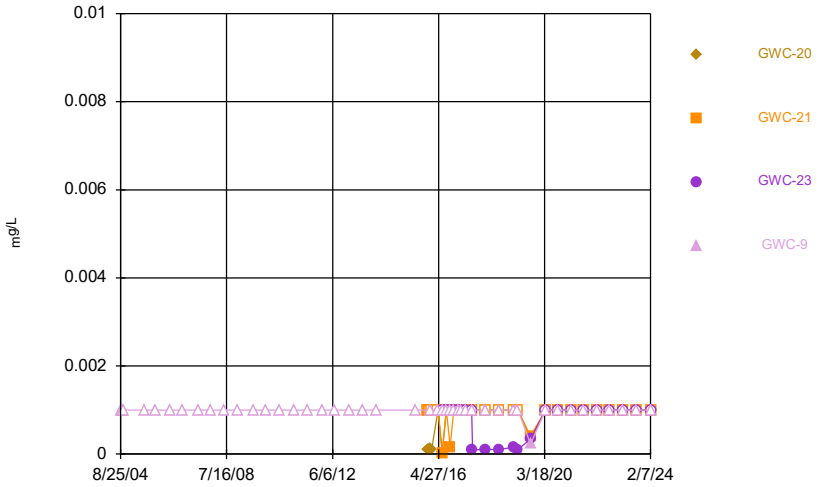

Constituent: Thallium Analysis Run 3/11/2024 5:00 PM
Plant McIntosh Client: Southern Company Data: McIntosh LF4 CCR

Sanitas™ v.10.0.16 . UG
Hollow symbols indicate censored values.

Time Series

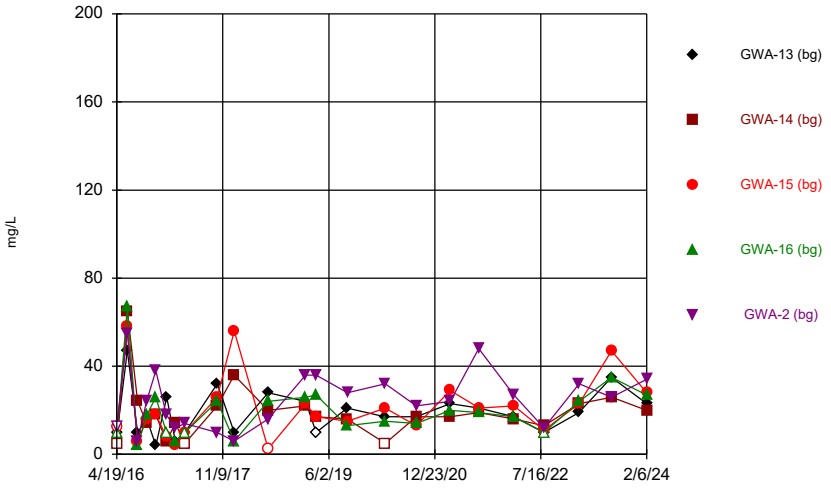

Constituent: Total Dissolved Solids Analysis Run 3/11/2024 5:00 PM
Plant McIntosh Client: Southern Company Data: McIntosh LF4 CCR

Sanitas™ v.10.0.16 . UG
Hollow symbols indicate censored values.

Time Series

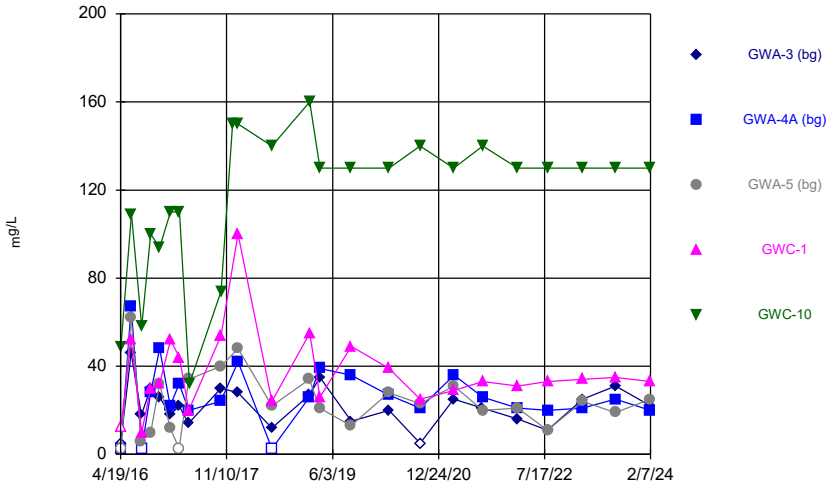

Constituent: Total Dissolved Solids Analysis Run 3/11/2024 5:00 PM
Plant McIntosh Client: Southern Company Data: McIntosh LF4 CCR

Sanitas™ v.10.0.16 . UG
Hollow symbols indicate censored values.

Time Series

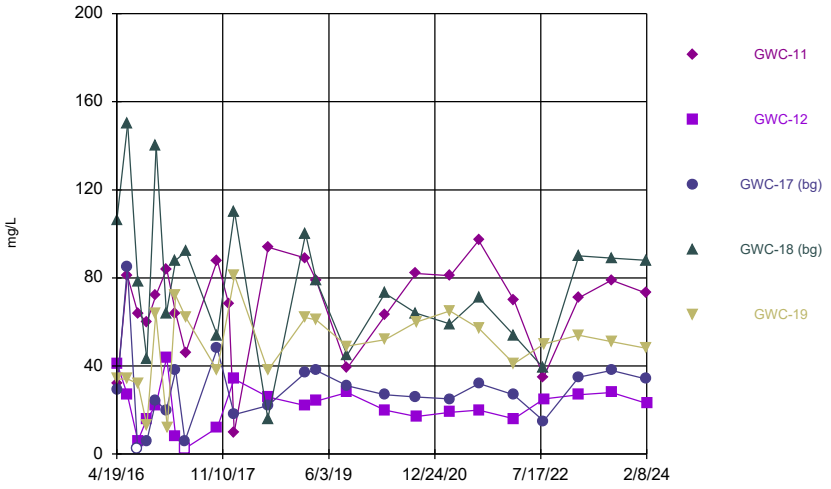

Constituent: Total Dissolved Solids Analysis Run 3/11/2024 5:00 PM
Plant McIntosh Client: Southern Company Data: McIntosh LF4 CCR

Sanitas™ v.10.0.16 . UG
Hollow symbols indicate censored values.

Time Series

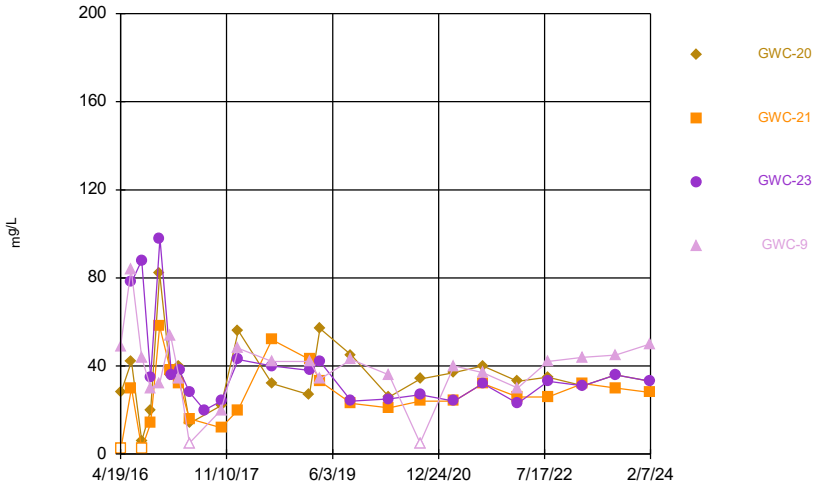

Constituent: Total Dissolved Solids Analysis Run 3/11/2024 5:00 PM
Plant McIntosh Client: Southern Company Data: McIntosh LF4 CCR

Sanitas™ v.10.0.16 . UG
Hollow symbols indicate censored values.

Time Series

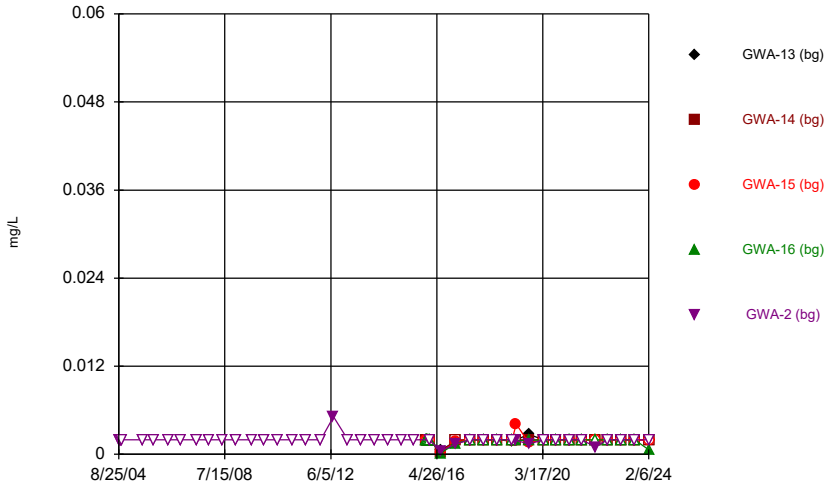

Constituent: Vanadium Analysis Run 3/11/2024 5:01 PM
Plant McIntosh Client: Southern Company Data: McIntosh LF4 CCR

Sanitas™ v.10.0.16 . UG
Hollow symbols indicate censored values.

Time Series

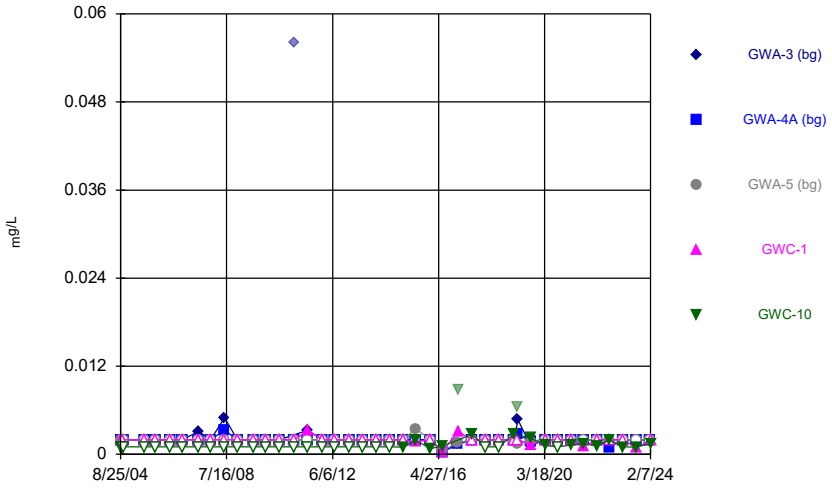

Constituent: Vanadium Analysis Run 3/11/2024 5:01 PM
Plant McIntosh Client: Southern Company Data: McIntosh LF4 CCR

Sanitas™ v.10.0.16 . UG
Hollow symbols indicate censored values.

Time Series

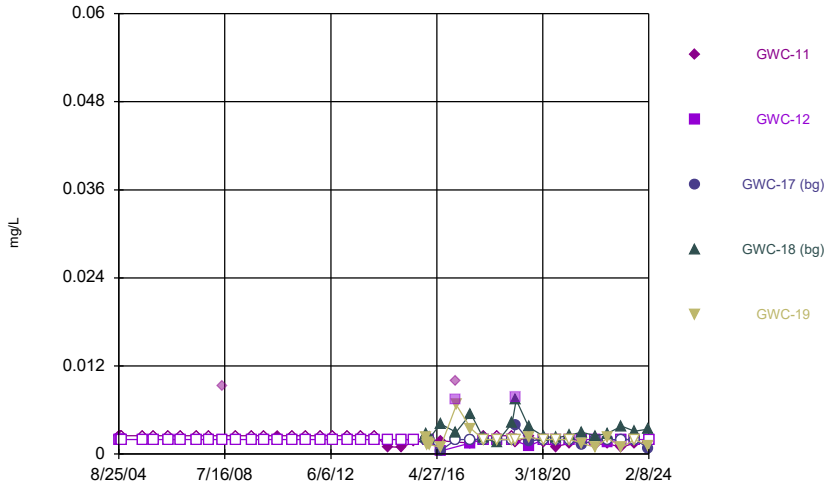

Constituent: Vanadium Analysis Run 3/11/2024 5:01 PM
Plant McIntosh Client: Southern Company Data: McIntosh LF4 CCR

Sanitas™ v.10.0.16 . UG
Hollow symbols indicate censored values.

Time Series

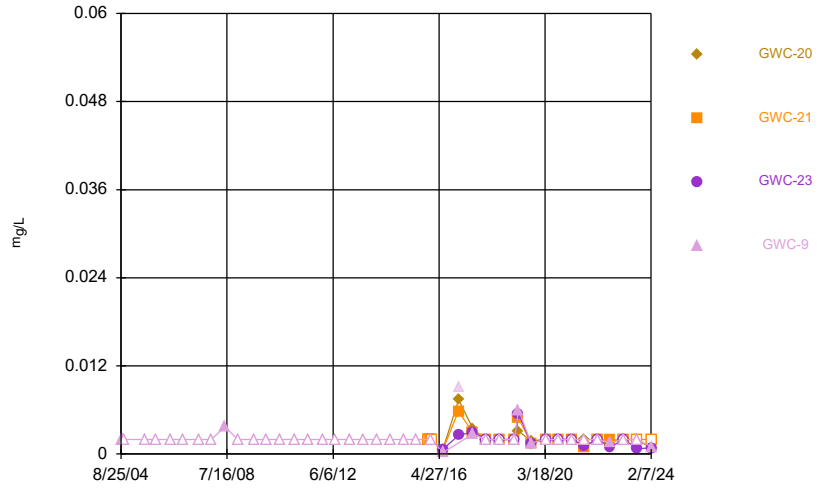

Constituent: Vanadium Analysis Run 3/11/2024 5:01 PM
Plant McIntosh Client: Southern Company Data: McIntosh LF4 CCR

Sanitas™ v.10.0.16 . UG
Hollow symbols indicate censored values.

Time Series

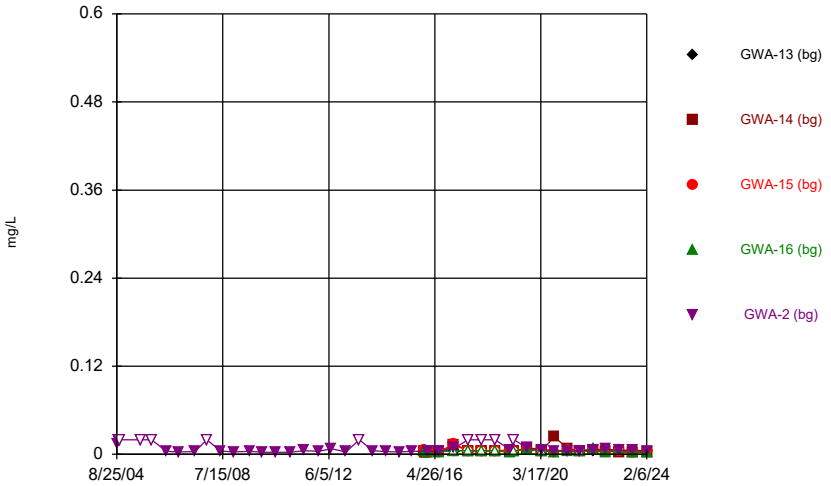

Constituent: Zinc Analysis Run 3/11/2024 5:01 PM
Plant McIntosh Client: Southern Company Data: McIntosh LF4 CCR

Sanitas™ v.10.0.16 . UG
Hollow symbols indicate censored values.

Time Series

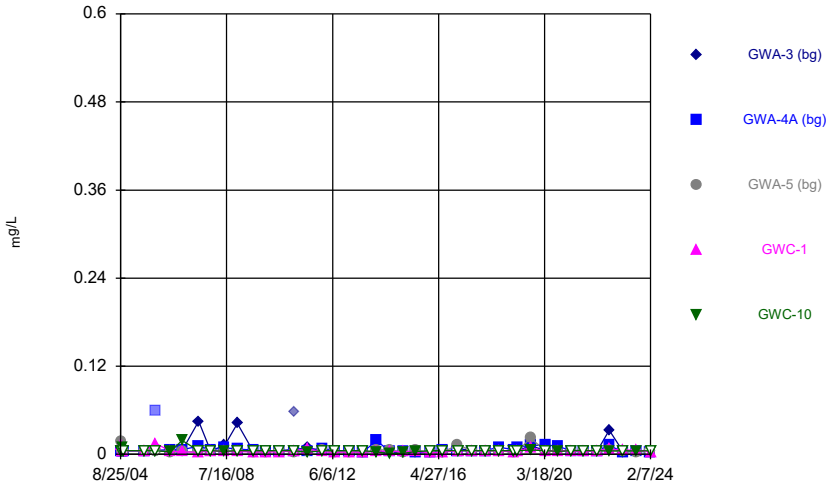

Constituent: Zinc Analysis Run 3/11/2024 5:01 PM
Plant McIntosh Client: Southern Company Data: McIntosh LF4 CCR

Sanitas™ v.10.0.16 . UG
Hollow symbols indicate censored values.

Time Series

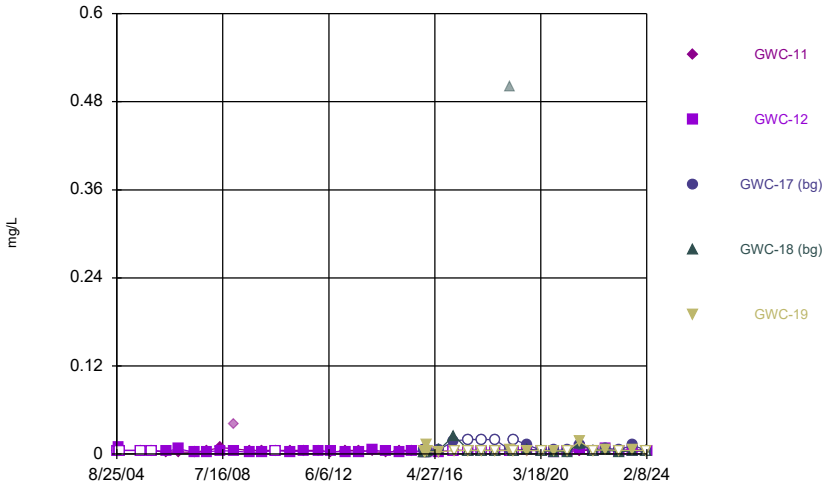

Constituent: Zinc Analysis Run 3/11/2024 5:01 PM
Plant McIntosh Client: Southern Company Data: McIntosh LF4 CCR

Sanitas™ v.10.0.16 . UG
Hollow symbols indicate censored values.

Time Series

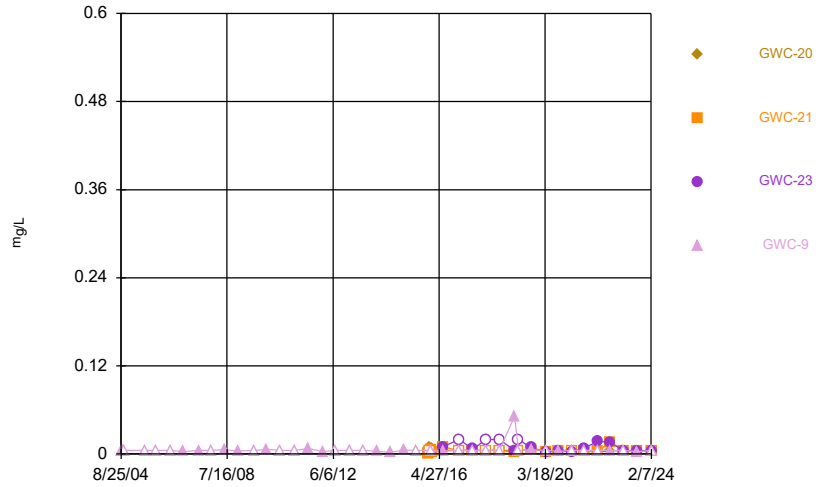

Constituent: Zinc Analysis Run 3/11/2024 5:01 PM
Plant McIntosh Client: Southern Company Data: McIntosh LF4 CCR

Time Series

Constituent: Antimony (mg/L) Analysis Run 3/11/2024 5:03 PM

Plant McIntosh Client: Southern Company Data: McIntosh LF4 CCR

	GWA-13 (bg)	GWA-14 (bg)	GWA-15 (bg)	GWA-16 (bg)	GWA-2 (bg)
8/25/2004					<0.002
9/11/2004					<0.002
9/26/2004					<0.002
10/13/2004					<0.002
7/11/2005					<0.002
12/7/2005					<0.002
6/22/2006					<0.002
11/28/2006					<0.002
7/6/2007					<0.002
12/13/2007					<0.002
6/20/2008					<0.002
12/7/2008					<0.002
7/9/2009					<0.002
12/28/2009					<0.002
6/22/2010					<0.002
1/4/2011					<0.002
7/9/2011					<0.002
1/21/2012					<0.002
7/11/2012					<0.002
1/20/2013					<0.002
7/19/2013					<0.002
1/15/2014					<0.002
7/11/2014					<0.002 (D)
1/16/2015					<0.002
6/20/2015					<0.002
12/7/2015	<0.002	<0.002	<0.002	<0.002	
12/14/2015				<0.002	
12/15/2015	<0.002	<0.002	<0.002		
12/28/2015			<0.002	<0.002	
12/29/2015	<0.002	<0.002			
1/13/2016	<0.002	<0.002	<0.002	<0.002	
1/16/2016					<0.002
1/25/2016	<0.002	<0.002	<0.002	<0.002	
4/19/2016					<0.002
4/20/2016	<0.002	<0.002		<0.002	
4/21/2016			<0.002		
6/14/2016	<0.002	<0.002			<0.002
6/15/2016			<0.002	<0.002	
8/9/2016	<0.002	<0.002	<0.002	<0.002	<0.002
9/26/2016					<0.002
9/27/2016	<0.002	<0.002	<0.002	<0.002	
11/15/2016	<0.002	<0.002	<0.002	<0.002	<0.002
1/10/2017					<0.002
1/11/2017		<0.002	<0.002	<0.002	
1/12/2017	<0.002				
2/28/2017	<0.002	<0.002	<0.002		<0.002
3/1/2017				<0.002	
4/19/2017					<0.002
4/20/2017	<0.002	<0.002	<0.002	<0.002	
7/17/2017					<0.002
7/18/2017	<0.002				
7/19/2017		<0.002	<0.002	<0.002	

ND substitution: RL or RL/2 if <15% NDs.

Time Series

Constituent: Antimony (mg/L) Analysis Run 3/11/2024 5:03 PM

Plant McIntosh Client: Southern Company Data: McIntosh LF4 CCR

	GWA-13 (bg)	GWA-14 (bg)	GWA-15 (bg)	GWA-16 (bg)	GWA-2 (bg)
1/10/2018	<0.002				<0.002
1/11/2018		<0.002	<0.002	<0.002	
7/11/2018	<0.002	<0.002	<0.002	<0.002	<0.002
1/29/2019	<0.002	<0.002	<0.002	<0.002	<0.002
3/26/2019	<0.002	<0.002	<0.002	<0.002	
3/27/2019					<0.002
9/10/2019	0.00052 (J)	<0.002		<0.002	
9/11/2019			<0.002		<0.002
3/31/2020	<0.002				
4/1/2020		<0.002	<0.002	<0.002	0.0004 (J)
9/15/2020	<0.002	0.00039 (J)	<0.002	<0.002	<0.002
3/16/2021	<0.002	<0.002		<0.002	<0.002
3/17/2021			<0.002		
8/17/2021		<0.002		<0.002	<0.002
8/18/2021	<0.002				
8/19/2021			<0.002		
2/22/2022	<0.002	<0.002	<0.002	<0.002	<0.002
8/2/2022	<0.002	<0.002	<0.002	<0.002	<0.002
2/6/2023	<0.002				
2/7/2023		<0.002	<0.002	<0.002	<0.002
8/1/2023	<0.002		<0.002	<0.002	<0.002
8/2/2023		<0.002			
2/6/2024	<0.002	<0.002	<0.002	<0.002	<0.002

ND substitution: RL or RL/2 if <15% NDs.

Time Series

Constituent: Antimony (mg/L) Analysis Run 3/11/2024 5:03 PM

Plant McIntosh Client: Southern Company Data: McIntosh LF4 CCR

	GWA-3 (bg)	GWA-4A (bg)	GWA-5 (bg)	GWC-1	GWC-10
8/25/2004	<0.002	<0.002	<0.002	<0.002	<0.002
9/11/2004	<0.002	<0.002	<0.002	<0.002	<0.002
9/26/2004	<0.002	<0.002	<0.002	<0.002	<0.002
10/13/2004	<0.002	<0.002	<0.002		<0.002
7/11/2005	<0.002	<0.002	<0.002	<0.002	<0.002
12/7/2005	<0.002	<0.002	<0.002	<0.002	<0.002
6/22/2006	<0.002	<0.002	<0.002	<0.002	<0.002
11/28/2006	<0.002	<0.002	<0.002	<0.002	<0.002
7/6/2007	<0.002	<0.002	<0.002	<0.002	<0.002
12/13/2007	<0.002	<0.002	<0.002	<0.002	<0.002
6/20/2008	<0.002	<0.002	<0.002	<0.002	<0.002
12/7/2008	<0.002	<0.002	<0.002	<0.002	<0.002
7/9/2009	<0.002	<0.002	<0.002	<0.002	
7/10/2009					<0.002
12/28/2009	<0.002			<0.002	
12/29/2009			<0.002		<0.002
12/30/2009		<0.002			
6/22/2010	<0.002	<0.002	<0.002	<0.002	<0.002
1/4/2011		<0.002	<0.002	<0.002	<0.002
1/5/2011	<0.002				
7/9/2011	<0.002		<0.002	<0.002	
7/10/2011		<0.002			<0.002
1/20/2012	<0.002				
1/21/2012		<0.002	<0.002	<0.002	<0.002
7/11/2012	<0.002	<0.002	<0.002	<0.002	<0.002
1/19/2013	<0.002		<0.002		
1/20/2013		<0.002		<0.002	<0.002
7/18/2013	<0.002		<0.002		
7/19/2013		<0.002		<0.002	<0.002
1/15/2014	<0.002		<0.002	<0.002	
1/16/2014		<0.002			<0.002
7/10/2014		<0.002 (D)	<0.002 (D)		<0.002 (D)
7/11/2014	<0.002 (D)			<0.002 (D)	
1/15/2015	<0.002		<0.002		
1/16/2015		<0.002		<0.002	<0.002
6/19/2015	<0.002		<0.002		
6/20/2015		<0.002		<0.002	<0.002
1/14/2016		<0.002	<0.002		
1/16/2016	<0.002			<0.002	<0.002
4/19/2016	<0.002				
4/20/2016		<0.002	<0.002	<0.002	
4/21/2016					<0.002
6/14/2016	<0.002	<0.002	<0.002		
6/15/2016				<0.002	
6/16/2016					<0.002
8/9/2016	<0.002		<0.002		
8/10/2016				<0.002	<0.002
8/11/2016		<0.002			
9/27/2016	<0.002	<0.002	<0.002	<0.002	<0.002
11/14/2016	<0.002	<0.002			
11/15/2016			<0.002	<0.002	<0.002
1/10/2017	<0.002	<0.002			

ND substitution: RL or RL/2 if <15% NDs.

Time Series

Constituent: Antimony (mg/L) Analysis Run 3/11/2024 5:03 PM

Plant McIntosh Client: Southern Company Data: McIntosh LF4 CCR

	GWA-3 (bg)	GWA-4A (bg)	GWA-5 (bg)	GWC-1	GWC-10
1/11/2017			<0.002		
1/12/2017				<0.002	<0.002
1/19/2017			<0.002		
1/23/2017				<0.002	
1/24/2017			<0.002		
2/28/2017	<0.002	<0.002	<0.002		
3/1/2017				<0.002	<0.002
4/19/2017	<0.002				
4/20/2017		<0.002	<0.002	<0.002	
4/24/2017					<0.002
7/18/2017	0.0022 (J)	<0.002	<0.002		
7/19/2017				<0.002	
7/24/2017					<0.002
1/10/2018	<0.002	<0.002	<0.002		
1/11/2018				<0.002	<0.002
7/11/2018	<0.002	<0.002	<0.002		
7/12/2018				<0.002	<0.002
1/29/2019	<0.002	<0.002	<0.002		
1/30/2019				<0.002	<0.002
3/26/2019		<0.002	<0.002		
3/27/2019	<0.002			<0.002	<0.002
9/10/2019		<0.002	<0.002		
9/11/2019	0.00081 (J)			<0.002	<0.002
3/31/2020		<0.002	<0.002		
4/1/2020	<0.002			<0.002	<0.002
9/15/2020	<0.002		<0.002	<0.002	<0.002
9/16/2020		<0.002			
3/16/2021	<0.002			<0.002	<0.002
3/17/2021		<0.002	<0.002		
8/17/2021	<0.002				
8/18/2021				<0.002	<0.002
8/19/2021		<0.002	<0.002		
2/22/2022	<0.002		<0.002		
2/23/2022		<0.002		<0.002	<0.002
8/2/2022	<0.002		<0.002		
8/3/2022		<0.002		0.00057 (J)	<0.002
2/7/2023	<0.002	<0.002	<0.002	<0.002	
2/8/2023					<0.002
8/1/2023		<0.002	<0.002		
8/2/2023	<0.002			<0.002	<0.002
2/6/2024	<0.002	<0.002	<0.002		
2/7/2024				<0.002	<0.002

ND substitution: RL or RL/2 if <15% NDs.

Time Series

Constituent: Antimony (mg/L) Analysis Run 3/11/2024 5:03 PM

Plant McIntosh Client: Southern Company Data: McIntosh LF4 CCR

	GWC-11	GWC-12	GWC-17 (bg)	GWC-18 (bg)	GWC-19
8/25/2004	<0.002	<0.002			
9/11/2004	<0.002	<0.002			
9/26/2004	<0.002	<0.002			
10/13/2004	<0.002	<0.002			
7/11/2005	<0.002	<0.002			
12/7/2005	<0.002	<0.002			
6/22/2006	<0.002	<0.002			
11/28/2006	<0.002	<0.002			
7/6/2007	<0.002	<0.002			
12/13/2007	<0.002	<0.002			
6/20/2008	<0.002	<0.002			
12/7/2008	<0.002	<0.002			
7/10/2009	<0.002	<0.002			
12/28/2009		<0.002			
12/29/2009	<0.002				
6/22/2010	<0.002	<0.002			
1/4/2011		<0.002			
1/5/2011	<0.002				
7/9/2011	<0.002	<0.002			
1/20/2012		<0.002			
1/21/2012	<0.002				
7/11/2012	<0.002	<0.002			
1/19/2013	<0.002	<0.002			
7/18/2013		<0.002			
7/19/2013	<0.002				
1/15/2014	<0.002	<0.002			
7/11/2014	<0.002 (D)	<0.002 (D)			
1/15/2015		<0.002			
1/16/2015	<0.002				
6/19/2015		<0.002			
6/20/2015	<0.002				
12/8/2015			<0.002	<0.002	<0.002
12/14/2015			<0.002	<0.002	
12/15/2015					<0.002
12/28/2015			<0.002	<0.002	<0.002
1/13/2016			<0.002		
1/14/2016	<0.002			<0.002	<0.002
1/16/2016		<0.002			
1/26/2016			<0.002	<0.002	<0.002
4/19/2016				<0.002	<0.002
4/20/2016	<0.002	<0.002	<0.002		
6/15/2016	<0.002	<0.002	<0.002		
6/16/2016				0.00022 (J)	<0.002
8/9/2016			<0.002		
8/10/2016	<0.002	<0.002			<0.002
8/11/2016				<0.002	
9/27/2016	<0.002	<0.002	<0.002		
9/28/2016				<0.002	<0.002
11/15/2016	<0.002	<0.002	<0.002		<0.002
11/16/2016				<0.002	
1/11/2017			<0.002	<0.002	
1/12/2017	<0.002	<0.002			

ND substitution: RL or RL/2 if <15% NDs.

Time Series

Constituent: Antimony (mg/L) Analysis Run 3/11/2024 5:03 PM

Plant McIntosh Client: Southern Company Data: McIntosh LF4 CCR

	GWC-11	GWC-12	GWC-17 (bg)	GWC-18 (bg)	GWC-19
1/16/2017					<0.002
3/1/2017	<0.002	<0.002	<0.002	<0.002	<0.002
4/20/2017		<0.002	<0.002		
4/24/2017	<0.002				
4/25/2017				<0.002	<0.002
7/19/2017			<0.002		
7/20/2017		<0.002			
7/24/2017	<0.002				
7/25/2017				<0.002	<0.002
1/11/2018	<0.002	<0.002	<0.002		
1/12/2018				<0.002	<0.002
7/11/2018			<0.002	<0.002	<0.002
7/12/2018	<0.002	<0.002			
1/29/2019			<0.002		<0.002
1/30/2019	<0.002	<0.002		<0.002	
3/27/2019	<0.002	<0.002	<0.002	<0.002	<0.002
9/11/2019	<0.002	<0.002	<0.002	<0.002	<0.002
4/1/2020		<0.002	<0.002	<0.002	<0.002
4/2/2020	<0.002				
9/15/2020	<0.002		<0.002	<0.002	
9/16/2020		<0.002			<0.002
3/16/2021		<0.002	<0.002		<0.002
3/17/2021	<0.002			<0.002	
8/18/2021	<0.002	<0.002			
8/19/2021			<0.002	<0.002	<0.002
2/22/2022			<0.002		
2/23/2022	<0.002	<0.002		<0.002	<0.002
8/2/2022	<0.002		<0.002	<0.002	
8/3/2022		<0.002			<0.002
2/7/2023		<0.002		<0.002	
2/8/2023	<0.002		<0.002		<0.002
8/2/2023	<0.002	<0.002	<0.002	<0.002	<0.002
2/6/2024			<0.002		
2/7/2024	<0.002			<0.002	<0.002
2/8/2024		<0.002			

ND substitution: RL or RL/2 if <15% NDs.

Time Series

Constituent: Antimony (mg/L) Analysis Run 3/11/2024 5:03 PM

Plant McIntosh Client: Southern Company Data: McIntosh LF4 CCR

	GWC-20	GWC-21	GWC-23	GWC-9
8/25/2004				<0.002
9/11/2004				<0.002
9/26/2004				<0.002
10/13/2004				<0.002
7/11/2005				<0.002
12/7/2005				<0.002
6/22/2006				<0.002
11/28/2006				<0.002
7/6/2007				<0.002
12/13/2007				<0.002
6/20/2008				<0.002
12/7/2008				<0.002
7/9/2009				<0.002
12/29/2009				<0.002
6/22/2010				<0.002
1/5/2011				<0.002
7/9/2011				<0.002
1/21/2012				<0.002
7/11/2012				<0.002
1/19/2013				<0.002
7/18/2013				<0.002
1/15/2014				<0.002
7/10/2014				<0.002 (D)
1/16/2015				<0.002
6/20/2015				<0.002
12/9/2015	<0.002	<0.002		
12/14/2015	<0.002	<0.002		
12/29/2015	<0.002	<0.002		
1/14/2016	<0.002	<0.002		<0.002
1/25/2016	<0.002	<0.002		
4/19/2016				<0.002
4/21/2016	<0.002	<0.002		
6/15/2016				<0.002
6/16/2016	<0.002	<0.002	<0.002	
8/10/2016	<0.002	<0.002	<0.002	<0.002
9/27/2016	<0.002	<0.002		<0.002
9/28/2016			<0.002	
11/15/2016	<0.002	<0.002		<0.002
11/16/2016			<0.002	
1/12/2017		<0.002		
1/13/2017	<0.002			<0.002
1/17/2017			<0.002	
3/1/2017	<0.002	<0.002		<0.002
3/2/2017			<0.002	
4/24/2017		<0.002		<0.002
4/25/2017	<0.002		<0.002	
7/13/2017			<0.002	
7/24/2017				<0.002
7/25/2017	<0.002	<0.002	<0.002	
1/11/2018		<0.002		
1/12/2018	<0.002		<0.002	<0.002
7/11/2018	<0.002	<0.002		

ND substitution: RL or RL/2 if <15% NDs.

Time Series

Constituent: Antimony (mg/L) Analysis Run 3/11/2024 5:03 PM

Plant McIntosh Client: Southern Company Data: McIntosh LF4 CCR

	GWC-20	GWC-21	GWC-23	GWC-9
7/12/2018			<0.002	<0.002
1/29/2019	<0.002			
1/30/2019		<0.002	<0.002	<0.002
3/27/2019	<0.002	<0.002	<0.002	<0.002
9/11/2019	<0.002	<0.002	<0.002	<0.002
4/1/2020	<0.002	<0.002	<0.002	<0.002
9/15/2020	<0.002	<0.002	<0.002	
9/16/2020				<0.002
3/16/2021	<0.002			
3/17/2021		<0.002	<0.002	<0.002
8/19/2021	<0.002	<0.002	<0.002	<0.002
2/22/2022	<0.002			
2/23/2022		<0.002	<0.002	<0.002
8/3/2022	<0.002			<0.002
8/4/2022		<0.002	<0.002	
2/8/2023	<0.002	<0.002	<0.002	<0.002
8/2/2023	<0.002			<0.002
8/3/2023		<0.002	<0.002	
2/7/2024	<0.002	<0.002	<0.002	<0.002

ND substitution: RL or RL/2 if <15% NDs.

Time Series

Constituent: Arsenic (mg/L) Analysis Run 3/11/2024 5:03 PM

Plant McIntosh Client: Southern Company Data: McIntosh LF4 CCR

	GWA-13 (bg)	GWA-14 (bg)	GWA-15 (bg)	GWA-16 (bg)	GWA-2 (bg)
8/25/2004					<0.001
9/11/2004					<0.001
9/26/2004					<0.001
10/13/2004					<0.001
7/11/2005					<0.001
12/7/2005					<0.001
6/22/2006					<0.001
11/28/2006					<0.001
7/6/2007					<0.001
12/13/2007					<0.001
6/20/2008					<0.001
12/7/2008					<0.001
7/9/2009					<0.001
12/28/2009					<0.001
6/22/2010					<0.001
1/4/2011					<0.001
7/9/2011					<0.001
1/21/2012					<0.001
7/11/2012					<0.001
1/20/2013					<0.001
7/19/2013					<0.001
1/15/2014					<0.001
7/11/2014					<0.001
1/16/2015					<0.001
6/20/2015					<0.001
12/7/2015	<0.001	<0.001	<0.001	<0.001	
12/14/2015				<0.001	
12/15/2015	<0.001	<0.001	<0.001		
12/28/2015			<0.001	<0.001	
12/29/2015	<0.001	<0.001			
1/13/2016	<0.001	<0.001	<0.001	<0.001	
1/16/2016					<0.001
1/25/2016	<0.001	<0.001	<0.001	<0.001	
4/19/2016					<0.001
4/20/2016	<0.001	<0.001		<0.001	
4/21/2016			<0.001		
6/14/2016	<0.001	<0.001			<0.001
6/15/2016			<0.001	<0.001	
8/9/2016	<0.001	<0.001	<0.001	<0.001	<0.001
9/26/2016					<0.001
9/27/2016	<0.001	<0.001	<0.001	<0.001	
11/15/2016	<0.001	<0.001	<0.001	<0.001	<0.001
1/10/2017					<0.001
1/11/2017		<0.001	<0.001	<0.001	
1/12/2017	<0.001				
2/28/2017	<0.001	<0.001	<0.001		<0.001
3/1/2017				<0.001	
4/19/2017					<0.001
4/20/2017	<0.001	<0.001	<0.001	<0.001	
7/17/2017					<0.001
7/18/2017	<0.001				
7/19/2017		<0.001	0.00056 (J)	<0.001	

ND substitution: RL or RL/2 if <15% NDs.

Time Series

Constituent: Arsenic (mg/L) Analysis Run 3/11/2024 5:03 PM

Plant McIntosh Client: Southern Company Data: McIntosh LF4 CCR

	GWA-13 (bg)	GWA-14 (bg)	GWA-15 (bg)	GWA-16 (bg)	GWA-2 (bg)
1/10/2018	<0.001				<0.001
1/11/2018		<0.001	<0.001	<0.001	
7/11/2018	<0.001	<0.001	<0.001	<0.001	<0.001
1/29/2019	<0.001	<0.001	<0.001	<0.001	<0.001
3/26/2019	<0.001	<0.001	0.00075	<0.001	
3/27/2019					<0.001
9/10/2019	0.00076 (J)	0.00043 (J)		0.00036 (J)	
9/11/2019			0.00033 (J)		<0.001
3/31/2020	<0.001				
4/1/2020		<0.001	<0.001	<0.001	<0.001
9/15/2020	<0.001	<0.001	<0.001	<0.001	<0.001
3/16/2021	<0.001	<0.001		<0.001	<0.001
3/17/2021			<0.001		
8/17/2021		<0.001		<0.001	<0.001
8/18/2021	<0.001				
8/19/2021			<0.001		
2/22/2022	<0.001	<0.001	<0.001	<0.001	<0.001
8/2/2022	<0.001	<0.001	<0.001	<0.001	<0.001
2/6/2023	<0.001				
2/7/2023		<0.001	<0.001	<0.001	<0.001
8/1/2023	<0.001		<0.001	<0.001	<0.001
8/2/2023		<0.001			
2/6/2024	<0.001	<0.001	<0.001	<0.001	<0.001

ND substitution: RL or RL/2 if <15% NDs.

Time Series

Constituent: Arsenic (mg/L) Analysis Run 3/11/2024 5:03 PM

Plant McIntosh Client: Southern Company Data: McIntosh LF4 CCR

	GWA-3 (bg)	GWA-4A (bg)	GWA-5 (bg)	GWC-1	GWC-10
8/25/2004	<0.001	<0.001	<0.001	<0.001	<0.001
9/11/2004	<0.001	<0.001	<0.001	<0.001	<0.001
9/26/2004	<0.001	<0.001	<0.001	<0.001	<0.001
10/13/2004	<0.001	<0.001	<0.001		<0.001
7/11/2005	<0.001	<0.001	<0.001	<0.001	<0.001
12/7/2005	<0.001	<0.001	<0.001	<0.001	<0.001
6/22/2006	<0.001	<0.001	<0.001	<0.001	<0.001
11/28/2006	<0.001	<0.001	<0.001	<0.001	<0.001
7/6/2007	<0.001	<0.001	<0.001	<0.001	<0.001
12/13/2007	<0.001	<0.001	<0.001	<0.001	<0.001
6/20/2008	<0.001	<0.001	<0.001	<0.001	<0.001
12/7/2008	<0.001	<0.001	<0.001	<0.001	<0.001
7/9/2009	<0.001	<0.001	<0.001	<0.001	
7/10/2009					<0.001
12/28/2009	<0.001			<0.001	
12/29/2009			<0.001		<0.001
12/30/2009		<0.001			
6/22/2010	<0.001	<0.001	<0.001	<0.001	<0.001
1/4/2011		<0.001	<0.001	<0.001	<0.001
1/5/2011	0.0089 (o)				
7/9/2011	<0.001		<0.001	<0.001	
7/10/2011		<0.001			<0.001
1/20/2012	<0.001				
1/21/2012		<0.001	<0.001	<0.001	<0.001
7/11/2012	<0.001	<0.001	<0.001	<0.001	<0.001
1/19/2013	<0.001		<0.001		
1/20/2013		<0.001		<0.001	<0.001
7/18/2013	<0.001		<0.001		
7/19/2013		<0.001		<0.001	<0.001
1/15/2014	<0.001		<0.001	<0.001	
1/16/2014		<0.001			<0.001
7/10/2014		<0.001	<0.001		<0.001
7/11/2014	<0.001			<0.001	
1/15/2015	<0.001		<0.001		
1/16/2015		<0.001		<0.001	<0.001
6/19/2015	<0.001		<0.001		
6/20/2015		<0.001		<0.001	<0.001
1/14/2016		<0.001	<0.001		
1/16/2016	<0.001			<0.001	<0.001
4/19/2016	<0.001				
4/20/2016		<0.001	<0.001	<0.001	
4/21/2016					<0.001
6/14/2016	<0.001	0.00016 (J)	5E-05 (J)		
6/15/2016				<0.001	
6/16/2016					0.0004 (J)
8/9/2016	<0.001		<0.001		
8/10/2016				<0.001	<0.001
8/11/2016		0.00096 (J)			
9/27/2016	<0.001	0.0026	<0.001	<0.001	<0.001
11/14/2016	<0.001	0.0017			
11/15/2016			<0.001	<0.001	<0.001
1/10/2017	<0.001	0.0021			

ND substitution: RL or RL/2 if <15% NDs.

Time Series

Constituent: Arsenic (mg/L) Analysis Run 3/11/2024 5:03 PM

Plant McIntosh Client: Southern Company Data: McIntosh LF4 CCR

	GWA-3 (bg)	GWA-4A (bg)	GWA-5 (bg)	GWC-1	GWC-10
1/11/2017			<0.001		
1/12/2017				<0.001	0.00077 (J)
1/19/2017			<0.001		
1/23/2017				<0.001	
1/24/2017			0.0027		
2/28/2017	0.00061 (J)	0.0027	<0.001		
3/1/2017				<0.001	<0.001
4/19/2017	0.00069 (J)				
4/20/2017		0.0014	<0.001	<0.001	
4/24/2017					<0.001
7/18/2017	<0.001	0.0012 (J)	<0.001		
7/19/2017				<0.001	
7/24/2017					<0.001
1/10/2018	<0.001	0.00068 (J)	<0.001		
1/11/2018				<0.001	0.00046 (J)
7/11/2018	<0.001	<0.001	<0.001		
7/12/2018				<0.001	<0.001
1/29/2019	<0.001	<0.001	<0.001		
1/30/2019				<0.001	<0.001
3/26/2019		0.0005	<0.001		
3/27/2019	0.0011			<0.001	0.0013
9/10/2019		0.00051 (J)	0.00035 (J)		
9/11/2019	<0.001			<0.001	0.00082 (J)
3/31/2020		<0.001	<0.001		
4/1/2020	<0.001			<0.001	0.00055 (J)
9/15/2020	<0.001		<0.001	<0.001	0.00041 (J)
9/16/2020		<0.001			
3/16/2021	<0.001			<0.001	0.00069 (J)
3/17/2021		<0.001	<0.001		
8/17/2021	<0.001				
8/18/2021				0.0004 (J)	0.00045 (J)
8/19/2021		<0.001	<0.001		
2/22/2022	<0.001		<0.001		
2/23/2022		0.00035 (J)		<0.001	0.00048 (J)
8/2/2022	<0.001		<0.001		
8/3/2022		<0.001		<0.001	0.00052 (J)
2/7/2023	<0.001	<0.001	<0.001	<0.001	
2/8/2023					<0.001
8/1/2023		<0.001	<0.001		
8/2/2023	<0.001			<0.001	<0.001
2/6/2024	<0.001	<0.001	<0.001		
2/7/2024				<0.001	0.0013

ND substitution: RL or RL/2 if <15% NDs.

Time Series

Constituent: Arsenic (mg/L) Analysis Run 3/11/2024 5:03 PM

Plant McIntosh Client: Southern Company Data: McIntosh LF4 CCR

	GWC-11	GWC-12	GWC-17 (bg)	GWC-18 (bg)	GWC-19
8/25/2004	<0.005	<0.001			
9/11/2004	<0.005	<0.001			
9/26/2004	<0.005	<0.001			
10/13/2004	<0.005	<0.001			
7/11/2005	<0.005	<0.001			
12/7/2005	<0.005	<0.001			
6/22/2006	<0.005	<0.001			
11/28/2006	<0.005	<0.001			
7/6/2007	<0.005	<0.001			
12/13/2007	<0.005	<0.001			
6/20/2008	<0.005	<0.001			
12/7/2008	<0.005	<0.001			
7/10/2009	<0.005	<0.001			
12/28/2009		<0.001			
12/29/2009	<0.005				
6/22/2010	<0.005	<0.001			
1/4/2011		<0.001			
1/5/2011	<0.005				
7/9/2011	<0.005	<0.001			
1/20/2012		<0.001			
1/21/2012	<0.005				
7/11/2012	<0.005	<0.001			
1/19/2013	<0.005	<0.001			
7/18/2013		<0.001			
7/19/2013	<0.005				
1/15/2014	<0.005	<0.001			
7/11/2014	<0.005	<0.001			
1/15/2015		<0.001			
1/16/2015	<0.005				
6/19/2015		<0.001			
6/20/2015	<0.005				
12/8/2015			<0.001	<0.0013	<0.001
12/14/2015			<0.001	<0.0013	
12/15/2015					<0.001
12/28/2015			<0.001	<0.0013	<0.001
1/13/2016			<0.001		
1/14/2016	<0.005			<0.0013	<0.001
1/16/2016		<0.001			
1/26/2016			<0.001	<0.0013	<0.001
4/19/2016				0.00112 (J)	<0.001
4/20/2016	0.00117 (J)	<0.001	<0.001		
6/15/2016	0.0013 (J)	<0.001	0.00015 (J)		
6/16/2016				0.0011 (J)	0.00026 (J)
8/9/2016			<0.001		
8/10/2016	0.0013	<0.001			<0.001
8/11/2016				0.001 (J)	
9/27/2016	0.0011 (J)	<0.001	<0.001		
9/28/2016				0.00062 (J)	<0.001
11/15/2016	0.001 (J)	<0.001	<0.001		<0.001
11/16/2016				0.00046 (J)	
1/11/2017			<0.001	0.00093 (J)	
1/12/2017	0.0016	0.00062 (J)			

ND substitution: RL or RL/2 if <15% NDs.

Time Series

Constituent: Arsenic (mg/L) Analysis Run 3/11/2024 5:03 PM

Plant McIntosh Client: Southern Company Data: McIntosh LF4 CCR

	GWC-11	GWC-12	GWC-17 (bg)	GWC-18 (bg)	GWC-19
1/16/2017					0.00067 (J)
3/1/2017	0.00092 (J)	<0.001	<0.001	0.0006 (J)	<0.001
4/20/2017		<0.001	<0.001		
4/24/2017	0.0011 (J)				
4/25/2017				0.0011 (J)	<0.001
7/19/2017			0.00047 (J)		
7/20/2017		0.00053 (J)			
7/24/2017	0.00086 (J)				
7/25/2017				0.001 (J)	<0.001
1/11/2018	0.0012 (J)	<0.001	<0.001		
1/12/2018				0.00095 (J)	<0.001
7/11/2018			<0.001	0.0007 (J)	<0.001
7/12/2018	0.001 (J)	<0.001			
1/29/2019			<0.001		<0.001
1/30/2019	0.0015 (J)	<0.001		<0.0013	
3/27/2019	0.0013	0.0011	0.00097	0.0019	<0.001
9/11/2019	0.0017	0.00032 (J)	0.00038 (J)	0.0012	0.00057 (J)
4/1/2020		<0.001	<0.001	0.00067	<0.001
4/2/2020	0.0014				
9/15/2020	0.0011		<0.001	0.00076 (J)	
9/16/2020		<0.001			<0.001
3/16/2021		<0.001	<0.001		<0.001
3/17/2021	0.0014			0.00072 (J)	
8/18/2021	0.0013	<0.001			
8/19/2021			<0.001	0.00059 (J)	<0.001
2/22/2022			<0.001		
2/23/2022	0.0013	<0.001		0.00098 (J)	0.00028 (J)
8/2/2022	0.0013		<0.001	0.0009 (J)	
8/3/2022		<0.001			<0.001
2/7/2023		<0.001		0.0011	
2/8/2023	0.0017		<0.001		<0.001
8/2/2023	0.0014	<0.001	<0.001	0.001	<0.001
2/6/2024			<0.001		
2/7/2024	0.002			0.0018	0.00092 (J)
2/8/2024		<0.001			

ND substitution: RL or RL/2 if <15% NDs.

Time Series

Constituent: Arsenic (mg/L) Analysis Run 3/11/2024 5:03 PM

Plant McIntosh Client: Southern Company Data: McIntosh LF4 CCR

	GWC-20	GWC-21	GWC-23	GWC-9
8/25/2004				<0.001
9/11/2004				<0.001
9/26/2004				<0.001
10/13/2004				<0.001
7/11/2005				<0.001
12/7/2005				<0.001
6/22/2006				<0.001
11/28/2006				<0.001
7/6/2007				<0.001
12/13/2007				<0.001
6/20/2008				<0.001
12/7/2008				<0.001
7/9/2009				<0.001
12/29/2009				<0.001
6/22/2010				<0.001
1/5/2011				<0.001
7/9/2011				<0.001
1/21/2012				<0.001
7/11/2012				<0.001
1/19/2013				<0.001
7/18/2013				<0.001
1/15/2014				<0.001
7/10/2014				<0.001
1/16/2015				<0.001
6/20/2015				<0.001
12/9/2015	<0.001	<0.001		
12/14/2015	<0.001	<0.001		
12/29/2015	<0.001	0.0022 (J)		
1/14/2016	<0.001	0.002 (J)		<0.001
1/25/2016	<0.001	<0.001		
4/19/2016				<0.001
4/21/2016	<0.001	<0.001		
6/15/2016				<0.001
6/16/2016	0.00014 (J)	0.00046 (J)	0.00043 (J)	
8/10/2016	<0.001	<0.001	0.0021	<0.001
9/27/2016	<0.001	0.00084 (J)		<0.001
9/28/2016			0.0011 (J)	
11/15/2016	<0.001	<0.001		<0.001
11/16/2016			0.0011 (J)	
1/12/2017		<0.001		
1/13/2017	<0.001			0.00055 (J)
1/17/2017			0.00064 (J)	
3/1/2017	<0.001	<0.001		<0.001
3/2/2017			<0.001	
4/24/2017		<0.001		<0.001
4/25/2017	0.00046 (J)		0.0007 (J)	
7/13/2017			<0.001	
7/24/2017				<0.001
7/25/2017	<0.001	<0.001	<0.001	
1/11/2018		<0.001		
1/12/2018	<0.001		<0.001	<0.001
7/11/2018	<0.001	<0.001		

ND substitution: RL or RL/2 if <15% NDs.

Time Series

Constituent: Arsenic (mg/L) Analysis Run 3/11/2024 5:03 PM

Plant McIntosh Client: Southern Company Data: McIntosh LF4 CCR

	GWC-20	GWC-21	GWC-23	GWC-9
7/12/2018			<0.001	<0.001
1/29/2019	<0.001			
1/30/2019		<0.001	<0.001	<0.001
3/27/2019	<0.001	0.00074	0.00079	0.00073
9/11/2019	0.00066 (J)	0.00064 (J)	0.00051 (J)	0.00044 (J)
4/1/2020	<0.001	<0.001	<0.001	<0.001
9/15/2020	<0.001	<0.001	<0.001	
9/16/2020				<0.001
3/16/2021	<0.001			
3/17/2021		<0.001	<0.001	<0.001
8/19/2021	<0.001	<0.001	<0.001	<0.001
2/22/2022	<0.001			
2/23/2022		<0.001	<0.001	<0.001
8/3/2022	<0.001			<0.001
8/4/2022		<0.001	0.00053 (J)	
2/8/2023	<0.001	<0.001	<0.001	<0.001
8/2/2023	<0.001			<0.001
8/3/2023		<0.001	<0.001	
2/7/2024	<0.001	<0.001	<0.001	0.00095 (J)

ND substitution: RL or RL/2 if <15% NDs.

Time Series

Constituent: Barium (mg/L) Analysis Run 3/11/2024 5:03 PM

Plant McIntosh Client: Southern Company Data: McIntosh LF4 CCR

	GWA-13 (bg)	GWA-14 (bg)	GWA-15 (bg)	GWA-16 (bg)	GWA-2 (bg)
8/25/2004					0.018
9/11/2004					0.019
9/26/2004					0.02
10/13/2004					0.017
7/11/2005					0.012
12/7/2005					0.014
6/22/2006					0.018
11/28/2006					0.015
7/6/2007					0.014
12/13/2007					0.014
6/20/2008					0.018
12/7/2008					0.013
7/9/2009					0.019
12/28/2009					0.012
6/22/2010					0.02
1/4/2011					0.02
7/9/2011					0.028
1/21/2012					0.026
7/11/2012					0.038
1/20/2013					0.025
7/19/2013					0.018
1/15/2014					0.026
7/11/2014					0.029
1/16/2015					0.021
6/20/2015					0.031
12/7/2015	0.015	0.018	0.027	0.027	
12/14/2015				0.028	
12/15/2015	0.015	0.017	0.028		
12/28/2015			0.026	0.029	
12/29/2015	0.016	0.018			
1/13/2016	0.017	0.018	0.026	0.028	
1/16/2016					0.031
1/25/2016	0.017	0.018	0.027	0.027	
4/19/2016					0.0305
4/20/2016	0.0144	0.0143		0.0259	
4/21/2016			0.0262		
6/14/2016	0.015	0.012			0.03
6/15/2016			0.024	0.024	
8/9/2016	0.013	0.011	0.023	0.023	0.032
9/26/2016					0.031
9/27/2016	0.015	0.01	0.023	0.021	
11/15/2016	0.015	0.012	0.023	0.023	0.033
1/10/2017					0.031
1/11/2017		0.011	0.022	0.021	
1/12/2017	0.012				
2/28/2017	0.016	0.011	0.023		0.033
3/1/2017				0.022	
4/19/2017					0.032
4/20/2017	0.015	0.011	0.024	0.022	
7/17/2017					0.033
7/18/2017	0.015				
7/19/2017		0.012	0.025	0.024	

Time Series

Constituent: Barium (mg/L) Analysis Run 3/11/2024 5:03 PM

Plant McIntosh Client: Southern Company Data: McIntosh LF4 CCR

	GWA-13 (bg)	GWA-14 (bg)	GWA-15 (bg)	GWA-16 (bg)	GWA-2 (bg)
1/10/2018	0.015				0.034
1/11/2018		0.012	0.023	0.022	
7/11/2018	0.015	0.012	0.025	0.023	0.035
1/29/2019	0.019	0.013	0.027	0.026	0.034
3/26/2019	0.016	0.012	0.028	0.023	
3/27/2019					0.03
9/10/2019	0.03	0.016		0.039	
9/11/2019			0.023		0.034
3/31/2020	0.015				
4/1/2020		0.013	0.026	0.022	0.037
9/15/2020	0.014	0.012	0.023	0.024	0.036
3/16/2021	0.018	0.013		0.025	0.035
3/17/2021			0.028		
8/17/2021		0.014		0.024	0.037
8/18/2021	0.018				
8/19/2021			0.022		
2/22/2022	0.019	0.014	0.026	0.026	0.038
8/2/2022	0.016	0.014	0.023	0.029	0.032
2/6/2023	0.016				
2/7/2023		0.014	0.025	0.026	0.033
8/1/2023	0.019		0.024	0.031	0.037
8/2/2023		0.014			
2/6/2024	0.019	0.016	0.029	0.028	0.038

Time Series

Constituent: Barium (mg/L) Analysis Run 3/11/2024 5:03 PM

Plant McIntosh Client: Southern Company Data: McIntosh LF4 CCR

	GWA-3 (bg)	GWA-4A (bg)	GWA-5 (bg)	GWC-1	GWC-10
8/25/2004	0.025	0.0096	0.016	0.02	0.036
9/11/2004	0.015	0.024	0.02	0.021	0.036
9/26/2004	0.017	0.027	0.016	0.019	0.035
10/13/2004	0.017	0.022	0.014		0.035
7/11/2005	0.012	0.029	0.014	0.017	0.017
12/7/2005	0.012	0.023	0.014	0.018	0.017
6/22/2006	0.016	0.026	0.019	0.018	0.015
11/28/2006	0.017	0.039	0.016	0.026	0.032
7/6/2007	0.1 (O)	0.037	0.018	0.014	0.03
12/13/2007	0.01	0.029	0.015	0.013	0.039
6/20/2008	0.026	0.037	0.018	0.019	0.038
12/7/2008	0.097 (O)	0.025	0.016	0.019	0.034
7/9/2009	0.01	0.028	0.019	0.029	
7/10/2009					0.032
12/28/2009	0.0091			0.039	
12/29/2009			0.02		0.03
12/30/2009		0.017			
6/22/2010	0.011	0.032	0.027	0.032	0.024
1/4/2011		0.02	0.025	0.024	0.017
1/5/2011	0.21 (O)				
7/9/2011	0.035		0.022	0.034	
7/10/2011		0.032			0.03
1/20/2012	0.021				
1/21/2012		0.026	0.024	0.022	0.022
7/11/2012	0.009	0.023	0.024	0.023	0.025
1/19/2013	0.01		0.026		
1/20/2013		0.011		0.027	0.029
7/18/2013	0.014		0.024		
7/19/2013		0.018		0.037	0.02
1/15/2014	0.016		0.026	0.032	
1/16/2014		0.015			0.022
7/10/2014		0.025	0.036		0.018
7/11/2014	0.016			0.034	
1/15/2015	0.014		0.035		
1/16/2015		0.022		0.032	0.019
6/19/2015	0.013		0.066		
6/20/2015		0.015		0.037	0.021
1/14/2016		0.016	0.059		
1/16/2016	0.021			0.051	0.019
4/19/2016	0.0217				
4/20/2016		0.0234	0.0553	0.0554	
4/21/2016					0.0178
6/14/2016	0.024	0.019	0.035		
6/15/2016				0.046	
6/16/2016					0.022
8/9/2016	0.023		0.035		
8/10/2016				0.042	0.015
8/11/2016		0.024			
9/27/2016	0.016	0.035	0.038	0.042	0.014
11/14/2016	0.014	0.034			
11/15/2016			0.039	0.042	0.015
1/10/2017	0.015	0.021			

Time Series

Constituent: Barium (mg/L) Analysis Run 3/11/2024 5:03 PM

Plant McIntosh Client: Southern Company Data: McIntosh LF4 CCR

	GWA-3 (bg)	GWA-4A (bg)	GWA-5 (bg)	GWC-1	GWC-10
1/11/2017			0.037		
1/12/2017				0.046	0.015
1/19/2017			0.079		
1/23/2017				0.023	
1/24/2017			0.42 (o)		
2/28/2017	0.017	0.021	0.042		
3/1/2017				0.048	0.017
4/19/2017	0.013				
4/20/2017		0.019	0.04	0.046	
4/24/2017					0.014
7/18/2017	0.012	0.018	0.04		
7/19/2017				0.045	
7/24/2017					0.015
1/10/2018	0.016	0.021	0.048		
1/11/2018				0.046	0.013
7/11/2018	0.015	0.029	0.044		
7/12/2018				0.045	0.024
1/29/2019	0.017	0.025	0.05		
1/30/2019				0.05	0.023
3/26/2019		0.023	0.046		
3/27/2019	0.014			0.045	0.019
9/10/2019		0.026	0.044		
9/11/2019	0.015			0.038	0.021
3/31/2020		0.017	0.044		
4/1/2020	0.014			0.041	0.035
9/15/2020	0.015		0.041	0.038	0.023
9/16/2020		0.016			
3/16/2021	0.015			0.039	0.019
3/17/2021		0.014	0.04		
8/17/2021	0.015				
8/18/2021				0.034	0.018
8/19/2021		0.013	0.038		
2/22/2022	0.015		0.041		
2/23/2022		0.015		0.039	0.018
8/2/2022	0.012		0.043		
8/3/2022		0.032		0.029	0.017
2/7/2023	0.012	0.015	0.039	0.031	
2/8/2023					0.017
8/1/2023		0.016	0.041		
8/2/2023	0.015			0.03	0.016
2/6/2024	0.012	0.019	0.039		
2/7/2024				0.032	0.017

Time Series

Constituent: Barium (mg/L) Analysis Run 3/11/2024 5:03 PM

Plant McIntosh Client: Southern Company Data: McIntosh LF4 CCR

	GWC-11	GWC-12	GWC-17 (bg)	GWC-18 (bg)	GWC-19
8/25/2004	0.018	0.014			
9/11/2004	0.022	0.014			
9/26/2004	0.022	0.014			
10/13/2004	0.017	0.013			
7/11/2005	0.015	0.011			
12/7/2005	0.012	0.012			
6/22/2006	0.012	0.012			
11/28/2006	0.013	0.011			
7/6/2007	0.012	0.014			
12/13/2007	0.013	0.011			
6/20/2008	0.026	0.011			
12/7/2008	0.093 (O)	0.01			
7/10/2009	0.013	0.011			
12/28/2009		0.011			
12/29/2009	0.012				
6/22/2010	0.014	0.011			
1/4/2011		0.013			
1/5/2011	0.011				
7/9/2011	0.012	0.015			
1/20/2012		0.013			
1/21/2012	0.017				
7/11/2012	0.015	0.015			
1/19/2013	0.013	0.014			
7/18/2013		0.013			
7/19/2013	0.012				
1/15/2014	0.012	0.013			
7/11/2014	0.012	0.016			
1/15/2015		0.012			
1/16/2015	0.011				
6/19/2015		0.015			
6/20/2015	0.013				
12/8/2015			0.021	0.053	0.057
12/14/2015			0.021	0.049	
12/15/2015					0.052
12/28/2015			0.02	0.048	0.041
1/13/2016			0.019		
1/14/2016	0.016			0.048	0.038
1/16/2016		0.013			
1/26/2016			0.019	0.044	0.034
4/19/2016				0.0308	0.023
4/20/2016	0.0113	0.0114	0.0188		
6/15/2016	0.013	0.0095 (J)	0.017		
6/16/2016				0.029	0.017
8/9/2016			0.018		
8/10/2016	0.01	0.0094			0.013
8/11/2016				0.023	
9/27/2016	0.01	0.011	0.016		
9/28/2016				0.024	0.013
11/15/2016	0.011	0.0096	0.017		0.013
11/16/2016				0.022	
1/11/2017			0.017	0.017	
1/12/2017	0.01	0.01			

Time Series

Constituent: Barium (mg/L) Analysis Run 3/11/2024 5:03 PM

Plant McIntosh Client: Southern Company Data: McIntosh LF4 CCR

	GWC-11	GWC-12	GWC-17 (bg)	GWC-18 (bg)	GWC-19
1/16/2017					0.014
3/1/2017	0.011	0.011	0.017	0.02	0.017
4/20/2017		0.01	0.016		
4/24/2017	0.01				
4/25/2017				0.02	0.015
7/19/2017			0.017		
7/20/2017		0.011			
7/24/2017	0.0089				
7/25/2017				0.017	0.012
1/11/2018	0.01	0.01	0.017		
1/12/2018				0.015	0.014
7/11/2018			0.017	0.013	0.018
7/12/2018	0.016	0.011			
1/29/2019			0.02		0.016
1/30/2019	0.014 (J)	0.011 (J)		0.02	
3/27/2019	0.013	0.0099	0.017	0.014	0.013
9/11/2019	0.011	0.01	0.021	0.018	0.015
4/1/2020		0.0097 (J)	0.019	0.013	0.013
4/2/2020	0.011				
9/15/2020	0.015		0.018	0.014	
9/16/2020		0.011			0.012
3/16/2021		0.01	0.017		0.0099 (J)
3/17/2021	0.016			0.013	
8/18/2021	0.011	0.01			
8/19/2021			0.017	0.013	0.0095 (J)
2/22/2022			0.019		
2/23/2022	0.01	0.01		0.012	0.01
8/2/2022	0.011		0.017	0.013	
8/3/2022		0.011			0.011
2/7/2023		0.011		0.012	
2/8/2023	0.011		0.02		0.01
8/2/2023	0.01	0.014	0.017	0.012	0.0092 (J)
2/6/2024			0.02		
2/7/2024	0.011			0.014	0.01
2/8/2024		0.011			

Time Series

Constituent: Barium (mg/L) Analysis Run 3/11/2024 5:03 PM

Plant McIntosh Client: Southern Company Data: McIntosh LF4 CCR

	GWC-20	GWC-21	GWC-23	GWC-9
8/25/2004				0.029
9/11/2004				0.031
9/26/2004				0.03
10/13/2004				0.024
7/11/2005				0.022
12/7/2005				0.032
6/22/2006				0.026
11/28/2006				0.02
7/6/2007				0.018
12/13/2007				0.017
6/20/2008				0.018
12/7/2008				0.016
7/9/2009				0.019
12/29/2009				0.02
6/22/2010				0.022
1/5/2011				0.021
7/9/2011				0.021
1/21/2012				0.021
7/11/2012				0.021
1/19/2013				0.024
7/18/2013				0.024
1/15/2014				0.022
7/10/2014				0.023
1/16/2015				0.015
6/20/2015				0.024
12/9/2015	0.039	0.024		
12/14/2015	0.045	0.027		
12/29/2015	0.045	0.027		
1/14/2016	0.034	0.025		0.026
1/25/2016	0.038	0.023		
4/19/2016				0.0274
4/21/2016	0.0325	0.0165		
6/15/2016				0.024
6/16/2016	0.027	0.018	0.057	
8/10/2016	0.025	0.014	0.072	0.031
9/27/2016	0.023	0.018		0.029
9/28/2016			0.076	
11/15/2016	0.022	0.015		0.029
11/16/2016			0.057	
1/12/2017		0.014		
1/13/2017	0.021			0.025
1/17/2017			0.049	
3/1/2017	0.021	0.015		0.03
3/2/2017			0.067	
4/24/2017		0.015		0.024
4/25/2017	0.02		0.049	
7/13/2017			0.04	
7/24/2017				0.026
7/25/2017	0.02	0.015	0.038	
1/11/2018		0.016		
1/12/2018	0.021		0.037	0.027
7/11/2018	0.021	0.017		

Time Series

Constituent: Barium (mg/L) Analysis Run 3/11/2024 5:03 PM

Plant McIntosh Client: Southern Company Data: McIntosh LF4 CCR

	GWC-20	GWC-21	GWC-23	GWC-9
7/12/2018			0.037	0.031
1/29/2019	0.017			
1/30/2019		0.017	0.034	0.032
3/27/2019	0.018	0.016	0.027	0.023
9/11/2019	0.021	0.019	0.023	0.029
4/1/2020	0.016	0.018	0.024	0.021
9/15/2020	0.021	0.021	0.024	
9/16/2020				0.033
3/16/2021	0.016			
3/17/2021		0.019	0.024	0.041
8/19/2021	0.017	0.018	0.019	0.024
2/22/2022	0.018			
2/23/2022		0.02	0.024	0.026
8/3/2022	0.018			0.03
8/4/2022		0.022	0.017	
2/8/2023	0.015	0.019	0.016	0.024
8/2/2023	0.015			0.021
8/3/2023		0.018	0.012	
2/7/2024	0.016	0.02	0.02	0.023

Time Series

Constituent: Beryllium (mg/L) Analysis Run 3/11/2024 5:03 PM

Plant McIntosh Client: Southern Company Data: McIntosh LF4 CCR

	GWA-13 (bg)	GWA-14 (bg)	GWA-15 (bg)	GWA-16 (bg)	GWA-2 (bg)
8/25/2004					<0.0025
9/11/2004					<0.0025
9/26/2004					<0.0025
10/13/2004					<0.0025
7/11/2005					<0.0025
12/7/2005					<0.0025
6/22/2006					<0.0025
11/28/2006					<0.0025
7/6/2007					<0.0025
12/13/2007					<0.0025
6/20/2008					<0.0025
12/7/2008					<0.0025
7/9/2009					<0.0025
12/28/2009					<0.0025
6/22/2010					<0.0025
1/4/2011					<0.0025
7/9/2011					<0.0025
1/21/2012					<0.0025
7/11/2012					<0.0025
1/20/2013					<0.0025
7/19/2013					<0.0025
1/15/2014					0.00011 (J)
7/11/2014					0.0001 (J)
1/16/2015					<0.0025
6/20/2015					<0.0025
12/7/2015	<0.0025	<0.0025	<0.0025	<0.0025	
12/14/2015				<0.0025	
12/15/2015	<0.0025	<0.0025	<0.0025		
12/28/2015			<0.0025	<0.0025	
12/29/2015		<0.0025			
1/13/2016	<0.0025	<0.0025	<0.0025	<0.0025	
1/16/2016					<0.0025
1/25/2016	<0.0025	<0.0025	<0.0025	<0.0025	
4/19/2016					<0.0025
4/20/2016	<0.0025	<0.0025		<0.0025	
4/21/2016			<0.0025		
6/14/2016	7.1E-05 (J)	4.4E-05 (J)			6.5E-05 (J)
6/15/2016			3.8E-05 (J)	0.00011 (J)	
8/9/2016	<0.0025	<0.0025	<0.0025	<0.0025	<0.0025
9/26/2016					<0.0025
9/27/2016	<0.0025	<0.0025	<0.0025	<0.0025	
11/15/2016	<0.0025	<0.0025	<0.0025	<0.0025	<0.0025
1/10/2017					<0.0025
1/11/2017		<0.0025	<0.0025	<0.0025	
1/12/2017	<0.0025				
2/28/2017	<0.0025	<0.0025	<0.0025		<0.0025
3/1/2017				<0.0025	
4/19/2017					<0.0025
4/20/2017	<0.0025	<0.0025	<0.0025	<0.0025	
7/17/2017					<0.0025
7/18/2017	<0.0025				
7/19/2017		<0.0025	<0.0025	<0.0025	

ND substitution: RL or RL/2 if <15% NDs.

Time Series

Constituent: Beryllium (mg/L) Analysis Run 3/11/2024 5:03 PM

Plant McIntosh Client: Southern Company Data: McIntosh LF4 CCR

	GWA-13 (bg)	GWA-14 (bg)	GWA-15 (bg)	GWA-16 (bg)	GWA-2 (bg)
1/10/2018	<0.0025				<0.0025
1/11/2018		<0.0025	<0.0025	<0.0025	
7/11/2018	<0.0025	<0.0025	<0.0025	<0.0025	<0.0025
1/29/2019	<0.0025	<0.0025	<0.0025	<0.0025	6.3E-05 (J)
3/26/2019	<0.0025	<0.0025	<0.0025	<0.0025	
3/27/2019					<0.0025
9/10/2019	0.0008 (J)	0.00025 (J)		0.00036 (J)	
9/11/2019			<0.0025		<0.0025
3/31/2020	<0.0025				
4/1/2020		<0.0025	<0.0025	<0.0025	<0.0025
9/15/2020	<0.0025	<0.0025	<0.0025	<0.0025	0.00024 (J)
3/16/2021	0.0002 (J)	<0.0025		<0.0025	<0.0025
3/17/2021			<0.0025		
8/17/2021		<0.0025		<0.0025	0.00018 (J)
8/18/2021	<0.0025				
8/19/2021			<0.0025		
2/22/2022	<0.0025	<0.0025	<0.0025	<0.0025	<0.0025
8/2/2022	<0.0025	<0.0025	<0.0025	<0.0025	<0.0025
2/6/2023	<0.0025				
2/7/2023		<0.0025	<0.0025	<0.0025	<0.0025
8/1/2023	<0.0025		<0.0025	<0.0025	<0.0025
8/2/2023		<0.0025			
2/6/2024	<0.0025	<0.0025	<0.0025	<0.0025	<0.0025

ND substitution: RL or RL/2 if <15% NDs.

Time Series

Constituent: Beryllium (mg/L) Analysis Run 3/11/2024 5:03 PM

Plant McIntosh Client: Southern Company Data: McIntosh LF4 CCR

	GWA-3 (bg)	GWA-4A (bg)	GWA-5 (bg)	GWC-1	GWC-10
8/25/2004	<0.0025	<0.0025	<0.0025	<0.0025	<0.0025
9/11/2004	<0.0025	<0.0025	<0.0025	<0.0025	<0.0025
9/26/2004	<0.0025	<0.0025	<0.0025	<0.0025	<0.0025
10/13/2004	<0.0025	<0.0025	<0.0025		<0.0025
7/11/2005	<0.0025	<0.0025	0.0011	<0.0025	<0.0025
12/7/2005	<0.0025	<0.0025	<0.0025	<0.0025	<0.0025
6/22/2006	<0.0025	<0.0025	<0.0025	<0.0025	<0.0025
11/28/2006	<0.0025	<0.0025	<0.0025	<0.0025	<0.0025
7/6/2007	<0.0025	<0.0025	<0.0025	<0.0025	<0.0025
12/13/2007	<0.0025	<0.0025	<0.0025	<0.0025	<0.0025
6/20/2008	<0.0025	<0.0025	<0.0025	<0.0025	<0.0025
12/7/2008	<0.0025	<0.0025	<0.0025	<0.0025	<0.0025
7/9/2009	<0.0025	<0.0025	<0.0025	<0.0025	
7/10/2009					<0.0025
12/28/2009	<0.0025			<0.0025	
12/29/2009			<0.0025		<0.0025
12/30/2009		<0.0025			
6/22/2010	<0.0025	<0.0025	<0.0025	<0.0025	<0.0025
1/4/2011		<0.0025	<0.0025	<0.0025	<0.0025
1/5/2011	0.0018				
7/9/2011	<0.0025		<0.0025	<0.0025	
7/10/2011		<0.0025			<0.0025
1/20/2012	<0.0025				
1/21/2012		<0.0025	<0.0025	<0.0025	<0.0025
7/11/2012	<0.0025	<0.0025	<0.0025	<0.0025	<0.0025
1/19/2013	<0.0025		<0.0025		
1/20/2013		<0.0025		<0.0025	<0.0025
7/18/2013	<0.0025		<0.0025		
7/19/2013		<0.0025		<0.0025	<0.0025
1/15/2014	<0.0025		<0.0025	0.00016 (J)	
1/16/2014		<0.0025			<0.0025
7/10/2014		0.0001 (J)	<0.0025		<0.0025
7/11/2014	<0.0025			0.00018 (J)	
1/15/2015	<0.0025		<0.0025		
1/16/2015		<0.0025		0.00016 (J)	<0.0025
6/19/2015	<0.0025		0.00013 (J)		
6/20/2015		<0.0025		0.00017 (J)	0.00013 (J)
1/14/2016		<0.0025	<0.0025		
1/16/2016	<0.0025			8E-05 (J)	<0.0025
4/19/2016	<0.0025				
4/20/2016		<0.0025	<0.0025	<0.0025	
4/21/2016					<0.0025
6/14/2016	3.2E-05 (J)	8.7E-05 (J)	5.4E-05 (J)		
6/15/2016				0.00012 (J)	
6/16/2016					8.5E-05 (J)
8/9/2016	<0.0025		<0.0025		
8/10/2016				<0.0025	<0.0025
8/11/2016		<0.0025			
9/27/2016	<0.0025	<0.0025	<0.0025	<0.0025	<0.0025
11/14/2016	<0.0025	<0.0025			
11/15/2016			<0.0025	<0.0025	<0.0025
1/10/2017	<0.0025	<0.0025			

ND substitution: RL or RL/2 if <15% NDs.

Time Series

Constituent: Beryllium (mg/L) Analysis Run 3/11/2024 5:03 PM

Plant McIntosh Client: Southern Company Data: McIntosh LF4 CCR

	GWA-3 (bg)	GWA-4A (bg)	GWA-5 (bg)	GWC-1	GWC-10
1/11/2017			<0.0025		
1/12/2017				<0.0025	<0.0025
1/19/2017			<0.0025		
1/23/2017				<0.0025	
1/24/2017			<0.0025		
2/28/2017	<0.0025	<0.0025	<0.0025		
3/1/2017				<0.0025	<0.0025
4/19/2017	<0.0025				
4/20/2017		<0.0025	<0.0025	<0.0025	
4/24/2017					<0.0025
7/18/2017	<0.0025	<0.0025	<0.0025		
7/19/2017				<0.0025	
7/24/2017					<0.0025
1/10/2018	<0.0025	<0.0025	<0.0025		
1/11/2018				<0.0025	<0.0025
7/11/2018	<0.0025	<0.0025	<0.0025		
7/12/2018				<0.0025	<0.0025
1/29/2019	<0.0025	0.00011 (J)	<0.0025		
1/30/2019				<0.0025	<0.0025
3/26/2019		<0.0025	<0.0025		
3/27/2019	<0.0025			<0.0025	<0.0025
9/10/2019		0.0006 (J)	<0.0025		
9/11/2019	<0.0025			0.00021 (J)	<0.0025
3/31/2020		<0.0025	<0.0025		
4/1/2020	<0.0025			<0.0025	<0.0025
9/15/2020	<0.0025		<0.0025	<0.0025	<0.0025
9/16/2020		<0.0025			
3/16/2021	<0.0025			0.00022 (J)	0.00033 (J)
3/17/2021		<0.0025	<0.0025		
8/17/2021	<0.0025				
8/18/2021				0.00018 (J)	<0.0025
8/19/2021		<0.0025	<0.0025		
2/22/2022	<0.0025		<0.0025		
2/23/2022		<0.0025		<0.0025	<0.0025
8/2/2022	<0.0025		<0.0025		
8/3/2022		<0.0025		<0.0025	<0.0025
2/7/2023	<0.0025	<0.0025	<0.0025	<0.0025	
2/8/2023					<0.0025
8/1/2023		<0.0025	<0.0025		
8/2/2023	<0.0025			<0.0025	<0.0025
2/6/2024	<0.0025	<0.0025	<0.0025		
2/7/2024				<0.0025	<0.0025

ND substitution: RL or RL/2 if <15% NDs.

Time Series

Constituent: Beryllium (mg/L) Analysis Run 3/11/2024 5:03 PM

Plant McIntosh Client: Southern Company Data: McIntosh LF4 CCR

	GWC-11	GWC-12	GWC-17 (bg)	GWC-18 (bg)	GWC-19
8/25/2004	<0.0025	<0.0025			
9/11/2004	<0.0025	<0.0025			
9/26/2004	<0.0025	<0.0025			
10/13/2004	<0.0025	<0.0025			
7/11/2005	<0.0025	<0.0025			
12/7/2005	<0.0025	<0.0025			
6/22/2006	<0.0025	<0.0025			
11/28/2006	<0.0025	<0.0025			
7/6/2007	<0.0025	<0.0025			
12/13/2007	<0.0025	<0.0025			
6/20/2008	<0.0025	<0.0025			
12/7/2008	<0.0025	<0.0025			
7/10/2009	<0.0025	<0.0025			
12/28/2009		<0.0025			
12/29/2009	<0.0025				
6/22/2010	<0.0025	<0.0025			
1/4/2011		<0.0025			
1/5/2011	<0.0025				
7/9/2011	<0.0025	<0.0025			
1/20/2012		<0.0025			
1/21/2012	<0.0025				
7/11/2012	<0.0025	<0.0025			
1/19/2013	<0.0025	<0.0025			
7/18/2013		<0.0025			
7/19/2013	<0.0025				
1/15/2014	<0.0025	0.00017 (J)			
7/11/2014	<0.0025	0.00024 (J)			
1/15/2015		0.00015 (J)			
1/16/2015	<0.0025				
6/19/2015		0.00016 (J)			
6/20/2015	<0.0025				
12/8/2015			0.00046 (J)	<0.0025	0.00018 (J)
12/14/2015			0.00052 (J)	<0.0025	
12/15/2015					0.00014 (J)
12/28/2015			0.00057 (J)	<0.0025	9E-05 (J)
1/13/2016			0.00056 (J)		
1/14/2016	<0.0025			<0.0025	0.0001 (J)
1/16/2016		0.00014 (J)			
1/26/2016			0.00057 (J)	<0.0025	0.00011 (J)
4/19/2016				<0.0025	<0.0025
4/20/2016	<0.0025	<0.0025	<0.003 (o)		
6/15/2016	<0.0025	0.00014 (J)	0.00056 (J)		
6/16/2016				<0.0025	0.00011 (J)
8/9/2016			0.00054 (J)		
8/10/2016	<0.0025	<0.0025			<0.0025
8/11/2016				<0.0025	
9/27/2016	<0.0025	<0.0025	0.00056 (J)		
9/28/2016				<0.0025	<0.0025
11/15/2016	<0.0025	<0.0025	0.00047 (J)		<0.0025
11/16/2016				<0.0025	
1/11/2017			0.00066 (J)	<0.0025	
1/12/2017	<0.0025	<0.0025			

ND substitution: RL or RL/2 if <15% NDs.

Time Series

Constituent: Beryllium (mg/L) Analysis Run 3/11/2024 5:03 PM

Plant McIntosh Client: Southern Company Data: McIntosh LF4 CCR

	GWC-11	GWC-12	GWC-17 (bg)	GWC-18 (bg)	GWC-19
1/16/2017					<0.0025
3/1/2017	<0.0025	<0.0025	0.00066 (J)	<0.0025	<0.0025
4/20/2017		<0.0025	0.00055 (J)		
4/24/2017	<0.0025				
4/25/2017				<0.0025	<0.0025
7/19/2017			0.00061 (J)		
7/20/2017		<0.0025			
7/24/2017	<0.0025				
7/25/2017				<0.0025	<0.0025
1/11/2018	<0.0025	<0.0025	0.00064 (J)		
1/12/2018				<0.0025	<0.0025
7/11/2018			0.00065 (J)	<0.0025	<0.0025
7/12/2018	<0.0025	<0.0025			
1/29/2019			0.00062 (J)		0.00023 (J)
1/30/2019	<0.0025	<0.0025		<0.0025	
3/27/2019	<0.0025	<0.0025	0.00062	<0.0025	<0.0025
9/11/2019	<0.0025	0.00022 (J)	0.001	0.00026 (J)	0.00058 (J)
4/1/2020		<0.0025	0.00058 (J)	<0.0025	<0.0025
4/2/2020	0.00023 (J)				
9/15/2020	<0.0025		0.00063 (J)	<0.0025	
9/16/2020		<0.0025			0.00022 (J)
3/16/2021		0.00037 (J)	0.00062 (J)		0.00024 (J)
3/17/2021	0.00048 (J)			<0.0025	
8/18/2021	<0.0025	<0.0025			
8/19/2021			0.00057 (J)	<0.0025	<0.0025
2/22/2022			0.00078 (J)		
2/23/2022	<0.0025	<0.0025		<0.0025	0.00031 (J)
8/2/2022	<0.0025		0.00057 (J)	<0.0025	
8/3/2022		0.00027 (J)			<0.0025
2/7/2023		<0.0025		<0.0025	
2/8/2023	<0.0025		0.00071 (J)		0.00022 (J)
8/2/2023	<0.0025	<0.0025	0.00057 (J)	<0.0025	0.0002 (J)
2/6/2024			0.0007 (J)		
2/7/2024	<0.0025			<0.0025	<0.0025
2/8/2024		0.00022 (J)			

ND substitution: RL or RL/2 if <15% NDs.

Time Series

Constituent: Beryllium (mg/L) Analysis Run 3/11/2024 5:03 PM

Plant McIntosh Client: Southern Company Data: McIntosh LF4 CCR

	GWC-20	GWC-21	GWC-23	GWC-9
8/25/2004				<0.0025
9/11/2004				<0.0025
9/26/2004				<0.0025
10/13/2004				<0.0025
7/11/2005				<0.0025
12/7/2005				<0.0025
6/22/2006				<0.0025
11/28/2006				<0.0025
7/6/2007				<0.0025
12/13/2007				<0.0025
6/20/2008				<0.0025
12/7/2008				<0.0025
7/9/2009				<0.0025
12/29/2009				<0.0025
6/22/2010				<0.0025
1/5/2011				<0.0025
7/9/2011				<0.0025
1/21/2012				<0.0025
7/11/2012				<0.0025
1/19/2013				<0.0025
7/18/2013				<0.0025
1/15/2014				<0.0025
7/10/2014				0.0001 (J)
1/16/2015				<0.0025
6/20/2015				<0.0025
12/9/2015	0.00026 (J)	<0.0025		
12/14/2015	0.00032 (J)	<0.0025		
12/29/2015	0.00043 (J)	<0.0025		
1/14/2016	0.00032 (J)	<0.0025		<0.0025
1/25/2016	0.00038 (J)	<0.0025		
4/19/2016				<0.0025
4/21/2016	<0.0025	<0.0025		
6/15/2016				7.7E-05 (J)
6/16/2016	0.00032 (J)	<0.0025	<0.0025	
8/10/2016	<0.0025	<0.0025	<0.0025	<0.0025
9/27/2016	<0.0025	0.00064 (J)		<0.0025
9/28/2016			<0.0025	
11/15/2016	<0.0025	<0.0025		<0.0025
11/16/2016			<0.0025	
1/12/2017		<0.0025		
1/13/2017	<0.0025			<0.0025
1/17/2017			<0.0025	
3/1/2017	<0.0025	<0.0025		<0.0025
3/2/2017			<0.0025	
4/24/2017		<0.0025		<0.0025
4/25/2017	<0.0025		<0.0025	
7/13/2017			<0.0025	
7/24/2017				<0.0025
7/25/2017	<0.0025	<0.0025	<0.0025	
1/11/2018		<0.0025		
1/12/2018	<0.0025		<0.0025	<0.0025
7/11/2018	<0.0025	<0.0025		

ND substitution: RL or RL/2 if <15% NDs.

Time Series

Constituent: Beryllium (mg/L) Analysis Run 3/11/2024 5:03 PM

Plant McIntosh Client: Southern Company Data: McIntosh LF4 CCR

	GWC-20	GWC-21	GWC-23	GWC-9
7/12/2018			<0.0025	<0.0025
1/29/2019	0.00016 (J)			
1/30/2019		<0.0025	<0.0025	<0.0025
3/27/2019	<0.0025	<0.0025	<0.0025	<0.0025
9/11/2019	0.00052 (J)	0.00054 (J)	0.00026 (J)	0.00021 (J)
4/1/2020	<0.0025	<0.0025	<0.0025	<0.0025
9/15/2020	0.00025 (J)	<0.0025	<0.0025	
9/16/2020				<0.0025
3/16/2021	0.00022 (J)			
3/17/2021		<0.0025	0.00018 (J)	0.00024 (J)
8/19/2021	<0.0025	<0.0025	<0.0025	<0.0025
2/22/2022	<0.0025			
2/23/2022		<0.0025	<0.0025	<0.0025
8/3/2022	0.00031 (J)			<0.0025
8/4/2022		<0.0025	<0.0025	
2/8/2023	<0.0025	<0.0025	<0.0025	<0.0025
8/2/2023	<0.0025			<0.0025
8/3/2023		<0.0025	<0.0025	
2/7/2024	<0.0025	<0.0025	<0.0025	<0.0025

ND substitution: RL or RL/2 if <15% NDs.

Time Series

Constituent: Boron (mg/L) Analysis Run 3/11/2024 5:03 PM

Plant McIntosh Client: Southern Company Data: McIntosh LF4 CCR

	GWA-13 (bg)	GWA-14 (bg)	GWA-15 (bg)	GWA-16 (bg)	GWA-2 (bg)
4/19/2016					<0.08
4/20/2016	<0.08	<0.08		<0.08	
4/21/2016			<0.08		
6/14/2016	0.0086 (J)	0.0098 (J)			0.012 (J)
6/15/2016			0.0095 (J)	0.0085 (J)	
8/9/2016	<0.08	<0.08	<0.08	<0.08	<0.08
9/26/2016					<0.08
9/27/2016	<0.08	<0.08	<0.08	<0.08	
11/15/2016	<0.08	<0.08	<0.08	<0.08	<0.08
1/10/2017					<0.08
1/11/2017		<0.08	<0.08	<0.08	
1/12/2017	<0.08				
2/28/2017	<0.08	<0.08	<0.08		0.022 (J)
3/1/2017				<0.08	
4/19/2017					<0.08
4/20/2017	<0.08	<0.08	<0.08	<0.08	
10/10/2017					<0.08
10/11/2017	<0.08	<0.08	<0.08	<0.08	
1/10/2018	<0.08				<0.08
1/11/2018		<0.08	<0.08	<0.08	
7/11/2018	<0.08	<0.08	<0.08	<0.08	<0.08
1/29/2019	<0.08	<0.08	<0.08	<0.08	<0.08
3/26/2019	<0.08	<0.08	<0.08	<0.08	
3/27/2019					<0.08
9/10/2019	0.061 (J)	<0.08		<0.08	
9/11/2019			<0.08		<0.08
3/31/2020	<0.08				
4/1/2020		<0.08	<0.08	<0.08	0.042 (J)
9/15/2020	<0.08	<0.08	<0.08	<0.08	<0.08
3/16/2021	<0.08	<0.08		<0.08	<0.08
3/17/2021			<0.08		
8/17/2021		0.1		0.061 (J)	0.069 (J)
8/18/2021	0.044 (J)				
8/19/2021			<0.08		
2/22/2022	<0.08	<0.08	<0.08	<0.08	0.11
8/2/2022	<0.08	<0.08	<0.08	<0.08	<0.08
2/6/2023	<0.08				
2/7/2023		<0.08	<0.08	<0.08	<0.08
8/1/2023	0.035 (J)		<0.08	<0.08	0.024 (J)
8/2/2023		0.038 (J)			
2/6/2024	<0.08	<0.08	<0.08	<0.08	<0.08

ND substitution: RL or RL/2 if <15% NDs.

Time Series

Constituent: Boron (mg/L) Analysis Run 3/11/2024 5:03 PM

Plant McIntosh Client: Southern Company Data: McIntosh LF4 CCR

	GWA-3 (bg)	GWA-4A (bg)	GWA-5 (bg)	GWC-1	GWC-10
4/19/2016	<0.08				
4/20/2016		<0.08	<0.08	<0.08	
4/21/2016					<0.08
6/14/2016	0.0077 (J)	0.01 (J)	0.011 (J)		
6/15/2016				0.017 (J)	
6/16/2016					0.017 (J)
8/9/2016	<0.08		<0.08		
8/10/2016				<0.08	<0.08
8/11/2016		<0.08			
9/27/2016	<0.08	<0.08	<0.08	<0.08	<0.08
11/14/2016	<0.08	<0.08			
11/15/2016			<0.08	<0.08	0.021 (J)
1/10/2017	<0.08	<0.08			
1/11/2017			<0.08		
1/12/2017				<0.08	0.041 (J)
2/28/2017	<0.08	<0.08	<0.08		
3/1/2017				<0.08	0.052
4/19/2017	<0.08				
4/20/2017		<0.08	<0.08	<0.08	
4/24/2017					0.064
10/10/2017		<0.08			
10/11/2017	<0.08		<0.08	<0.08	
10/12/2017					0.06
12/12/2017					0.086
1/10/2018	<0.08	<0.08	<0.08		
1/11/2018				<0.08	0.06
7/11/2018	<0.08	<0.08	<0.08		
7/12/2018				<0.08	0.054
1/29/2019	<0.08	<0.08	<0.08		
1/30/2019				<0.08	0.055
3/26/2019		<0.08	<0.08		
3/27/2019	<0.08			<0.08	0.05
9/10/2019		0.052 (J)	<0.08		
9/11/2019	<0.08			<0.08	0.067 (J)
3/31/2020		<0.08	<0.08		
4/1/2020	<0.08			<0.08	0.068 (J)
9/15/2020	0.061 (J)		0.047 (J)	<0.08	0.062 (J)
9/16/2020		0.056 (J)			
3/16/2021	<0.08			<0.08	0.045 (J)
3/17/2021		<0.08	<0.08		
8/17/2021	<0.08				
8/18/2021				0.046 (J)	0.069 (J)
8/19/2021		<0.08	<0.08		
2/22/2022	0.065 (J)		<0.08		
2/23/2022		0.096		<0.08	0.069 (J)
8/2/2022	<0.08		<0.08		
8/3/2022		<0.08		0.064 (J)	<0.08
2/7/2023	<0.08	0.022 (J)	0.024 (J)	<0.08	
2/8/2023					0.043 (J)
8/1/2023		0.026 (J)	0.047 (J)		
8/2/2023	0.025 (J)			<0.08	0.034 (J)
2/6/2024	0.023 (J)	<0.08	<0.08		

ND substitution: RL or RL/2 if <15% NDs.

Time Series

Constituent: Boron (mg/L) Analysis Run 3/11/2024 5:03 PM

Plant McIntosh Client: Southern Company Data: McIntosh LF4 CCR

	GWA-3 (bg)	GWA-4A (bg)	GWA-5 (bg)	GWC-1	GWC-10
2/7/2024				<0.08	0.034 (J)

ND substitution: RL or RL/2 if <15% NDs.

Time Series

Constituent: Boron (mg/L) Analysis Run 3/11/2024 5:03 PM

Plant McIntosh Client: Southern Company Data: McIntosh LF4 CCR

	GWC-11	GWC-12	GWC-17 (bg)	GWC-18 (bg)	GWC-19
4/19/2016				<0.08	<0.08
4/20/2016	<0.08	<0.08	<0.08		
6/15/2016	0.011 (J)	0.01 (J)	0.0095 (J)		
6/16/2016				0.011 (J)	0.0069 (J)
8/9/2016			<0.08		
8/10/2016	<0.08	<0.08			<0.08
8/11/2016				<0.08	
9/27/2016	<0.08	<0.08	<0.08		
9/28/2016				<0.08	<0.08
11/15/2016	<0.08	<0.08	<0.08		<0.08
11/16/2016				<0.08	
1/11/2017			<0.08	<0.08	
1/12/2017	<0.08	<0.08			
1/16/2017					<0.08
3/1/2017	<0.08	<0.08	<0.08	<0.08	<0.08
4/20/2017		<0.08	<0.08		
4/24/2017	<0.08				
4/25/2017				<0.08	<0.08
10/11/2017	<0.08		<0.08		
10/12/2017		<0.08		<0.08	<0.08
1/11/2018	<0.08	<0.08	<0.08		
1/12/2018				<0.08	<0.08
7/11/2018			<0.08	<0.08	<0.08
7/12/2018	<0.08	<0.08			
1/29/2019			<0.08		<0.08
1/30/2019	<0.08	<0.08		<0.08	
3/27/2019	<0.08	<0.08	<0.08	<0.08	<0.08
9/11/2019	<0.08	<0.08	<0.08	<0.08	<0.08
4/1/2020		<0.08	<0.08	<0.08	<0.08
4/2/2020	0.066 (J)				
9/15/2020	<0.08		<0.08	<0.08	
9/16/2020		<0.08			0.046 (J)
3/16/2021		<0.08	<0.08		<0.08
3/17/2021	<0.08			<0.08	
8/18/2021	<0.08	<0.08			
8/19/2021			<0.08	<0.08	<0.08
2/22/2022			<0.08		
2/23/2022	<0.08	<0.08		<0.08	<0.08
8/2/2022	<0.08		<0.08	<0.08	
8/3/2022		<0.08			<0.08
2/7/2023		<0.08		<0.08	
2/8/2023	0.022 (J)		<0.08		0.024 (J)
8/2/2023	<0.08	<0.08	<0.08	<0.08	<0.08
2/6/2024			<0.08		
2/7/2024	<0.08			<0.08	<0.08
2/8/2024		<0.08			

ND substitution: RL or RL/2 if <15% NDs.

Time Series

Constituent: Boron (mg/L) Analysis Run 3/11/2024 5:03 PM

Plant McIntosh Client: Southern Company Data: McIntosh LF4 CCR

	GWC-20	GWC-21	GWC-23	GWC-9
4/19/2016				<0.08
4/21/2016	<0.08	<0.08		
6/15/2016				0.018 (J)
6/16/2016	0.012 (J)	0.012 (J)	0.017 (J)	
8/10/2016	<0.08	<0.08	<0.08	<0.08
9/27/2016	<0.08	<0.08		<0.08
9/28/2016			<0.08	
11/15/2016	<0.08	<0.08		<0.08
11/16/2016			<0.08	
1/12/2017		<0.08		
1/13/2017	<0.08			<0.08
1/17/2017			<0.08	
3/1/2017	<0.08	<0.08		<0.08
3/2/2017			<0.08	
4/24/2017		<0.08		<0.08
4/25/2017	<0.08		<0.08	
7/13/2017			<0.08	
10/12/2017	<0.08	<0.08	<0.08	<0.08
1/11/2018		<0.08		
1/12/2018	<0.08		<0.08	<0.08
7/11/2018	<0.08	<0.08		
7/12/2018			<0.08	<0.08
1/29/2019	<0.08			
1/30/2019		<0.08	<0.08	<0.08
3/27/2019	<0.08	<0.08	<0.08	<0.08
9/11/2019	0.042 (J)	0.055 (J)	0.04 (J)	<0.08
4/1/2020	<0.08	<0.08	<0.08	<0.08
9/15/2020	<0.08	<0.08	<0.08	
9/16/2020				0.042 (J)
3/16/2021	<0.08			
3/17/2021		<0.08	<0.08	<0.08
8/19/2021	<0.08	<0.08	<0.08	<0.08
2/22/2022	<0.08			
2/23/2022		<0.08	<0.08	<0.08
8/3/2022	<0.08			<0.08
8/4/2022		<0.08	<0.08	
2/8/2023	<0.08	0.027 (J)	<0.08	0.026 (J)
8/2/2023	<0.08			0.026 (J)
8/3/2023		0.022 (J)	<0.08	
2/7/2024	<0.08	0.024 (J)	<0.08	0.029 (J)

ND substitution: RL or RL/2 if <15% NDs.

Time Series

Constituent: Cadmium (mg/L) Analysis Run 3/11/2024 5:03 PM

Plant McIntosh Client: Southern Company Data: McIntosh LF4 CCR

	GWA-13 (bg)	GWA-14 (bg)	GWA-15 (bg)	GWA-16 (bg)	GWA-2 (bg)
8/25/2004					<0.0025
9/11/2004					<0.0025
9/26/2004					<0.0025
10/13/2004					<0.0025
7/11/2005					<0.0025
12/7/2005					<0.0025
6/22/2006					<0.0025
11/28/2006					<0.0025
7/6/2007					<0.0025
12/13/2007					<0.0025
6/20/2008					<0.0025
12/7/2008					<0.0025
7/9/2009					<0.0025
12/28/2009					<0.0025
6/22/2010					<0.0025
1/4/2011					<0.0025
7/9/2011					<0.0025
1/21/2012					<0.0025
7/11/2012					<0.0025
1/20/2013					<0.0025
7/19/2013					<0.0025
1/15/2014					<0.0025
7/11/2014					<0.0025
1/16/2015					<0.0025
6/20/2015					<0.0025
12/7/2015	<0.0025	<0.0025	<0.0025	<0.0025	
12/14/2015				<0.0025	
12/15/2015	<0.0025	<0.0025	<0.0025		
12/28/2015			<0.0025	<0.0025	
12/29/2015	<0.0025	<0.0025			
1/13/2016	<0.0025	<0.0025	<0.0025	<0.0025	
1/16/2016					<0.0025
1/25/2016	<0.0025	<0.0025	<0.0025	<0.0025	
4/19/2016					<0.0025
4/20/2016	<0.0025	<0.0025		<0.0025	
4/21/2016			<0.0025		
6/14/2016	0.001	6.2E-05 (J)			<0.0025
6/15/2016			<0.0025	<0.0025	
8/9/2016	<0.0025	<0.0025	<0.0025	<0.0025	<0.0025
9/26/2016					<0.0025
9/27/2016	<0.0025	<0.0025	<0.0025	<0.0025	
11/15/2016	<0.0025	<0.0025	<0.0025	<0.0025	<0.0025
1/10/2017					<0.0025
1/11/2017		<0.0025	<0.0025	<0.0025	
1/12/2017	<0.0025				
2/28/2017	<0.0025	<0.0025	<0.0025		<0.0025
3/1/2017				<0.0025	
4/19/2017					<0.0025
4/20/2017	<0.0025	<0.0025	<0.0025	<0.0025	
7/17/2017					<0.0025
7/18/2017	<0.0025				
7/19/2017		<0.0025	<0.0025	<0.0025	

ND substitution: RL or RL/2 if <15% NDs.

Time Series

Constituent: Cadmium (mg/L) Analysis Run 3/11/2024 5:03 PM

Plant McIntosh Client: Southern Company Data: McIntosh LF4 CCR

	GWA-13 (bg)	GWA-14 (bg)	GWA-15 (bg)	GWA-16 (bg)	GWA-2 (bg)
1/10/2018	<0.0025				<0.0025
1/11/2018		<0.0025	<0.0025	<0.0025	
7/11/2018	<0.0025	<0.0025	<0.0025	<0.0025	<0.0025
1/29/2019	<0.0025	<0.0025	<0.0025	<0.0025	<0.0025
3/26/2019	<0.0025	<0.0025	<0.0025	<0.0025	
3/27/2019					<0.0025
9/10/2019	0.00035 (J)	<0.0025		0.00015 (J)	
9/11/2019			<0.0025		<0.0025
3/31/2020	<0.0025				
4/1/2020		<0.0025	<0.0025	<0.0025	<0.0025
9/15/2020	<0.0025	<0.0025	<0.0025	<0.0025	<0.0025
3/16/2021	<0.0025	<0.0025		<0.0025	<0.0025
3/17/2021			<0.0025		
8/17/2021		0.00036 (J)		<0.0025	<0.0025
8/18/2021	<0.0025				
8/19/2021			<0.0025		
2/22/2022	<0.0025	<0.0025	<0.0025	<0.0025	<0.0025
8/2/2022	<0.0025	<0.0025	<0.0025	<0.0025	<0.0025
2/6/2023	<0.0025				
2/7/2023		<0.0025	<0.0025	<0.0025	<0.0025
8/1/2023	<0.0025		<0.0025	<0.0025	<0.0025
8/2/2023		<0.0025			
2/6/2024	<0.0025	<0.0025	<0.0025	<0.0025	<0.0025

ND substitution: RL or RL/2 if <15% NDs.

Time Series

Constituent: Cadmium (mg/L) Analysis Run 3/11/2024 5:03 PM

Plant McIntosh Client: Southern Company Data: McIntosh LF4 CCR

	GWA-3 (bg)	GWA-4A (bg)	GWA-5 (bg)	GWC-1	GWC-10
8/25/2004	<0.0025	<0.0025	<0.0025	<0.0025	<0.0025
9/11/2004	<0.0025	<0.0025	<0.0025	<0.0025	<0.0025
9/26/2004	<0.0025	<0.0025	<0.0025	<0.0025	<0.0025
10/13/2004	<0.0025	<0.0025	<0.0025		<0.0025
7/11/2005	<0.0025	<0.0025	<0.0025	<0.0025	<0.0025
12/7/2005	<0.0025	<0.0025	<0.0025	<0.0025	<0.0025
6/22/2006	<0.0025	<0.0025	<0.0025	<0.0025	<0.0025
11/28/2006	<0.0025	<0.0025	<0.0025	<0.0025	<0.0025
7/6/2007	<0.0025	<0.0025	<0.0025	<0.0025	<0.0025
12/13/2007	<0.0025	<0.0025	<0.0025	<0.0025	<0.0025
6/20/2008	<0.0025	<0.0025	<0.0025	<0.0025	<0.0025
12/7/2008	<0.0025	<0.0025	<0.0025	<0.0025	<0.0025
7/9/2009	<0.0025	<0.0025	<0.0025	<0.0025	
7/10/2009					<0.0025
12/28/2009	<0.0025			<0.0025	
12/29/2009			<0.0025		<0.0025
12/30/2009		<0.0025			
6/22/2010	<0.0025	<0.0025	<0.0025	<0.0025	<0.0025
1/4/2011		<0.0025	<0.0025	<0.0025	<0.0025
1/5/2011	<0.0025				
7/9/2011	<0.0025		<0.0025	<0.0025	
7/10/2011		<0.0025			<0.0025
1/20/2012	<0.0025				
1/21/2012		<0.0025	<0.0025	<0.0025	<0.0025
7/11/2012	<0.0025	<0.0025	<0.0025	<0.0025	<0.0025
1/19/2013	<0.0025		<0.0025		
1/20/2013		<0.0025		<0.0025	<0.0025
7/18/2013	<0.0025		<0.0025		
7/19/2013		<0.0025		<0.0025	<0.0025
1/15/2014	<0.0025		<0.0025	<0.0025	
1/16/2014		<0.0025			<0.0025
7/10/2014		<0.0025	<0.0025		<0.0025
7/11/2014	<0.0025			<0.0025	
1/15/2015	<0.0025		<0.0025		
1/16/2015		<0.0025		<0.0025	<0.0025
6/19/2015	<0.0025		<0.0025		
6/20/2015		<0.0025		<0.0025	<0.0025
1/14/2016		<0.0025	<0.0025		
1/16/2016	<0.0025			<0.0025	<0.0025
4/19/2016	<0.0025				
4/20/2016		0.000111 (J)	<0.0025	<0.0025	
4/21/2016					<0.0025
6/14/2016	<0.0025	0.00013 (J)	<0.0025		
6/15/2016				<0.0025	
6/16/2016					<0.0025
8/9/2016	<0.0025		<0.0025		
8/10/2016				<0.0025	<0.0025
8/11/2016		<0.0025			
9/27/2016	<0.0025	<0.0025	<0.0025	<0.0025	<0.0025
11/14/2016	<0.0025	<0.0025			
11/15/2016			<0.0025	<0.0025	<0.0025
1/10/2017	<0.0025	<0.0025			

ND substitution: RL or RL/2 if <15% NDs.

Time Series

Constituent: Cadmium (mg/L) Analysis Run 3/11/2024 5:03 PM

Plant McIntosh Client: Southern Company Data: McIntosh LF4 CCR

	GWA-3 (bg)	GWA-4A (bg)	GWA-5 (bg)	GWC-1	GWC-10
1/11/2017			<0.0025		
1/12/2017				<0.0025	<0.0025
1/19/2017			<0.0025		
1/23/2017				<0.0025	
1/24/2017			<0.0025		
2/28/2017	<0.0025	<0.0025	<0.0025		
3/1/2017				<0.0025	<0.0025
4/19/2017	<0.0025				
4/20/2017		<0.0025	<0.0025	<0.0025	
4/24/2017					<0.0025
7/18/2017	<0.0025	<0.0025	<0.0025		
7/19/2017				<0.0025	
7/24/2017					<0.0025
1/10/2018	<0.0025	<0.0025	<0.0025		
1/11/2018				<0.0025	<0.0025
7/11/2018	<0.0025	<0.0025	<0.0025		
7/12/2018				<0.0025	<0.0025
1/29/2019	<0.0025	<0.0025	<0.0025		
1/30/2019				<0.0025	<0.0025
3/26/2019		<0.0025	<0.0025		
3/27/2019	<0.0025			<0.0025	<0.0025
9/10/2019		0.00019 (J)	<0.0025		
9/11/2019	<0.0025			<0.0025	<0.0025
3/31/2020		<0.0025	<0.0025		
4/1/2020	<0.0025			<0.0025	<0.0025
9/15/2020	<0.0025		<0.0025	<0.0025	<0.0025
9/16/2020		<0.0025			
3/16/2021	<0.0025			<0.0025	<0.0025
3/17/2021		<0.0025	<0.0025		
8/17/2021	<0.0025				
8/18/2021				<0.0025	<0.0025
8/19/2021		<0.0025	<0.0025		
2/22/2022	<0.0025		<0.0025		
2/23/2022		0.00024 (J)		<0.0025	<0.0025
8/2/2022	<0.0025		<0.0025		
8/3/2022		<0.0025		0.0001 (J)	<0.0025
2/7/2023	<0.0025	<0.0025	<0.0025	<0.0025	
2/8/2023					<0.0025
8/1/2023		<0.0025	<0.0025		
8/2/2023	<0.0025			<0.0025	<0.0025
2/6/2024	<0.0025	<0.0025	<0.0025		
2/7/2024				<0.0025	<0.0025

ND substitution: RL or RL/2 if <15% NDs.

Time Series

Constituent: Cadmium (mg/L) Analysis Run 3/11/2024 5:03 PM

Plant McIntosh Client: Southern Company Data: McIntosh LF4 CCR

	GWC-11	GWC-12	GWC-17 (bg)	GWC-18 (bg)	GWC-19
8/25/2004	<0.0025	<0.0025			
9/11/2004	<0.0025	<0.0025			
9/26/2004	<0.0025	<0.0025			
10/13/2004	<0.0025	<0.0025			
7/11/2005	<0.0025	<0.0025			
12/7/2005	<0.0025	<0.0025			
6/22/2006	<0.0025	<0.0025			
11/28/2006	<0.0025	<0.0025			
7/6/2007	<0.0025	<0.0025			
12/13/2007	<0.0025	<0.0025			
6/20/2008	<0.0025	<0.0025			
12/7/2008	<0.0025	<0.0025			
7/10/2009	<0.0025	<0.0025			
12/28/2009		<0.0025			
12/29/2009	<0.0025				
6/22/2010	<0.0025	<0.0025			
1/4/2011		<0.0025			
1/5/2011	<0.0025				
7/9/2011	<0.0025	<0.0025			
1/20/2012		<0.0025			
1/21/2012	<0.0025				
7/11/2012	<0.0025	<0.0025			
1/19/2013	<0.0025	<0.0025			
7/18/2013		<0.0025			
7/19/2013	<0.0025				
1/15/2014	<0.0025	<0.0025			
7/11/2014	<0.0025	<0.0025			
1/15/2015		<0.0025			
1/16/2015	<0.0025				
6/19/2015		<0.0025			
6/20/2015	<0.0025				
12/8/2015			0.00049 (J)	<0.0025	<0.0025
12/14/2015			0.00053 (J)	<0.0025	
12/15/2015					<0.0025
12/28/2015			0.00061 (J)	<0.0025	<0.0025
1/13/2016			0.00063 (J)		
1/14/2016	<0.0025			<0.0025	<0.0025
1/16/2016		<0.0025			
1/26/2016			0.00072 (J)	<0.0025	<0.0025
4/19/2016				<0.0025	0.00017 (J)
4/20/2016	<0.0025	<0.0025	0.000633 (J)		
6/15/2016	<0.0025	<0.0025	0.00055 (J)		
6/16/2016				8.5E-05 (J)	0.00018 (J)
8/9/2016			0.00046 (J)		
8/10/2016	<0.0025	<0.0025			<0.0025
8/11/2016				<0.0025	
9/27/2016	<0.0025	<0.0025	0.00071 (J)		
9/28/2016				<0.0025	<0.0025
11/15/2016	<0.0025	<0.0025	0.00056 (J)		<0.0025
11/16/2016				<0.0025	
1/11/2017			0.0007 (J)	<0.0025	
1/12/2017	<0.0025	<0.0025			

ND substitution: RL or RL/2 if <15% NDs.

Time Series

Constituent: Cadmium (mg/L) Analysis Run 3/11/2024 5:03 PM

Plant McIntosh Client: Southern Company Data: McIntosh LF4 CCR

	GWC-11	GWC-12	GWC-17 (bg)	GWC-18 (bg)	GWC-19
1/16/2017					<0.0025
3/1/2017	<0.0025	<0.0025	0.00063 (J)	<0.0025	<0.0025
4/20/2017		<0.0025	0.00055 (J)		
4/24/2017	<0.0025				
4/25/2017				<0.0025	<0.0025
7/19/2017			0.00072 (J)		
7/20/2017		<0.0025			
7/24/2017	<0.0025				
7/25/2017				<0.0025	<0.0025
1/11/2018	<0.0025	<0.0025	0.00062 (J)		
1/12/2018				<0.0025	<0.0025
7/11/2018			0.0004 (J)	<0.0025	<0.0025
7/12/2018	<0.0025	<0.0025			
1/29/2019			0.00062 (J)		0.0002 (J)
1/30/2019	<0.0025	<0.0025		<0.0025	
3/27/2019	<0.0025	<0.0025	0.00041	<0.0025	<0.0025
9/11/2019	<0.0025	<0.0025	0.00064 (J)	<0.0025	0.00031 (J)
4/1/2020		<0.0025	0.00048 (J)	<0.0025	<0.0025
4/2/2020	<0.0025				
9/15/2020	<0.0025		0.00046 (J)	<0.0025	
9/16/2020		<0.0025			<0.0025
3/16/2021		<0.0025	0.00057 (J)		<0.0025
3/17/2021	<0.0025			<0.0025	
8/18/2021	<0.0025	<0.0025			
8/19/2021			0.00057 (J)	<0.0025	<0.0025
2/22/2022			0.00064 (J)		
2/23/2022	<0.0025	<0.0025		<0.0025	<0.0025
8/2/2022	<0.0025		0.00057 (J)	<0.0025	
8/3/2022		<0.0025			0.00016 (J)
2/7/2023		<0.0025		<0.0025	
2/8/2023	<0.0025		0.00058 (J)		0.00018 (J)
8/2/2023	<0.0025	<0.0025	0.00052 (J)	<0.0025	0.00025 (J)
2/6/2024			0.00065 (J)		
2/7/2024	<0.0025			<0.0025	0.00011 (J)
2/8/2024		<0.0025			

ND substitution: RL or RL/2 if <15% NDs.

Time Series

Constituent: Cadmium (mg/L) Analysis Run 3/11/2024 5:03 PM

Plant McIntosh Client: Southern Company Data: McIntosh LF4 CCR

	GWC-20	GWC-21	GWC-23	GWC-9
8/25/2004				<0.0025
9/11/2004				<0.0025
9/26/2004				<0.0025
10/13/2004				<0.0025
7/11/2005				<0.0025
12/7/2005				<0.0025
6/22/2006				<0.0025
11/28/2006				<0.0025
7/6/2007				<0.0025
12/13/2007				<0.0025
6/20/2008				<0.0025
12/7/2008				<0.0025
7/9/2009				<0.0025
12/29/2009				<0.0025
6/22/2010				<0.0025
1/5/2011				<0.0025
7/9/2011				<0.0025
1/21/2012				<0.0025
7/11/2012				<0.0025
1/19/2013				<0.0025
7/18/2013				<0.0025
1/15/2014				<0.0025
7/10/2014				<0.0025
1/16/2015				<0.0025
6/20/2015				<0.0025
12/9/2015	<0.0025	<0.0025		
12/14/2015	0.00031 (J)	<0.0025		
12/29/2015	0.00075 (J)	<0.0025		
1/14/2016	0.00039 (J)	<0.0025		<0.0025
1/25/2016	0.00078 (J)	<0.0025		
4/19/2016				<0.0025
4/21/2016	0.00052 (J)	<0.0025		
6/15/2016				<0.0025
6/16/2016	0.00044 (J)	0.00012 (J)	<0.0025	
8/10/2016	<0.0025	<0.0025	<0.0025	<0.0025
9/27/2016	<0.0025	0.00062 (J)		<0.0025
9/28/2016			<0.0025	
11/15/2016	<0.0025	<0.0025		<0.0025
11/16/2016			<0.0025	
1/12/2017		<0.0025		
1/13/2017	0.00036 (J)			<0.0025
1/17/2017			<0.0025	
3/1/2017	<0.0025	<0.0025		<0.0025
3/2/2017			<0.0025	
4/24/2017		<0.0025		<0.0025
4/25/2017	<0.0025		<0.0025	
7/13/2017			<0.0025	
7/24/2017				<0.0025
7/25/2017	<0.0025	<0.0025	<0.0025	
1/11/2018		<0.0025		
1/12/2018	<0.0025		<0.0025	<0.0025
7/11/2018	<0.0025	<0.0025		

ND substitution: RL or RL/2 if <15% NDs.

Time Series

Constituent: Cadmium (mg/L) Analysis Run 3/11/2024 5:03 PM

Plant McIntosh Client: Southern Company Data: McIntosh LF4 CCR

	GWC-20	GWC-21	GWC-23	GWC-9
7/12/2018			<0.0025	<0.0025
1/29/2019	0.00016 (J)			
1/30/2019		0.00014 (J)	0.00015 (J)	<0.0025
3/27/2019	<0.0025	<0.0025	<0.0025	<0.0025
9/11/2019	0.00029 (J)	0.00029 (J)	0.00018 (J)	<0.0025
4/1/2020	<0.0025	<0.0025	<0.0025	<0.0025
9/15/2020	<0.0025	<0.0025	<0.0025	
9/16/2020				<0.0025
3/16/2021	<0.0025			
3/17/2021		<0.0025	<0.0025	<0.0025
8/19/2021	<0.0025	<0.0025	<0.0025	<0.0025
2/22/2022	<0.0025			
2/23/2022		<0.0025	<0.0025	<0.0025
8/3/2022	0.00016 (J)			0.00011 (J)
8/4/2022		0.00014 (J)	<0.0025	
2/8/2023	0.00011 (J)	<0.0025	0.00013 (J)	9.5E-05 (J)
8/2/2023	0.00015 (J)			<0.0025
8/3/2023		0.00011 (J)	0.0001 (J)	
2/7/2024	0.00013 (J)	0.00012 (J)	<0.0025	0.00012 (J)

ND substitution: RL or RL/2 if <15% NDs.

Time Series

Constituent: Calcium (mg/L) Analysis Run 3/11/2024 5:03 PM

Plant McIntosh Client: Southern Company Data: McIntosh LF4 CCR

	GWA-13 (bg)	GWA-14 (bg)	GWA-15 (bg)	GWA-16 (bg)	GWA-2 (bg)
4/19/2016					0.485 (J)
4/20/2016	0.389 (J)	0.686		0.472 (J)	
4/21/2016			0.686		
6/14/2016	0.37 (J)	0.62			0.72
6/15/2016			0.61	0.42 (J)	
8/9/2016	0.14 (J)	0.39	0.21 (J)	0.19	0.24 (J)
9/26/2016					0.48
9/27/2016	0.33	0.52	0.4	0.39	
11/15/2016	0.28	0.5	0.35	0.39	0.54
1/10/2017					0.62
1/11/2017		0.47	0.34	0.36	
1/12/2017	0.37				
2/28/2017	0.26	0.47	0.37		0.91
3/1/2017				0.38	
4/19/2017					0.75
4/20/2017	0.27	0.5	0.43	0.41	
10/10/2017					0.54
10/11/2017	0.3	0.49	0.41	0.4	
1/10/2018	0.27				0.52
1/11/2018		0.51	0.41	0.43	
7/11/2018	0.32	0.47	0.53	0.45	0.5
1/29/2019	0.33	0.51	0.91	0.41	0.53
3/26/2019	0.3	0.42	0.58	0.37	
3/27/2019					0.37
9/10/2019	0.37 (J)	0.47 (J)		0.41 (J)	
9/11/2019			0.42 (J)		0.43 (J)
3/31/2020	0.42 (J)				
4/1/2020		0.49 (J)	2.3	0.43 (J)	0.47 (J)
9/15/2020	0.32 (J)	0.6	0.38 (J)	0.42 (J)	0.42 (J)
3/16/2021	0.4 (J)	0.51		0.48 (J)	0.4 (J)
3/17/2021			5.5		
8/17/2021		0.47 (J)		0.46 (J)	0.4 (J)
8/18/2021	0.51				
8/19/2021			0.49 (J)		
2/22/2022	0.35 (J)	0.52	0.92	0.43 (J)	0.42 (J)
8/2/2022	0.36 (J)	0.7	0.42 (J)	0.44 (J)	0.51
2/6/2023	0.53				
2/7/2023		0.58	1.9	0.45 (J)	0.38 (J)
8/1/2023	0.44 (J)		0.51	0.43 (J)	0.37 (J)
8/2/2023		0.5			
2/6/2024	0.47 (J)	0.57	2.4	0.5	0.38 (J)

Time Series

Constituent: Calcium (mg/L) Analysis Run 3/11/2024 5:03 PM

Plant McIntosh Client: Southern Company Data: McIntosh LF4 CCR

	GWA-3 (bg)	GWA-4A (bg)	GWA-5 (bg)	GWC-1	GWC-10
4/19/2016	1.13				
4/20/2016		1.12	4.39	3.22	
4/21/2016					13.9
6/14/2016	1	1.1	2.4		
6/15/2016				3	
6/16/2016					18.9
8/9/2016	0.71		2		
8/10/2016				2.1	13
8/11/2016		1.9			
9/27/2016	0.77	3.4	2.9	2.3	14
11/14/2016	0.75	3.1			
11/15/2016			2.5	2.4	13
1/10/2017	0.73	1.5			
1/11/2017			2.5		
1/12/2017				2.5	14
2/28/2017	0.76	1.1	2.7		
3/1/2017				2.7	15
4/19/2017	0.69				
4/20/2017		0.98	2.8	2.6	
4/24/2017					14
10/10/2017		0.8			
10/11/2017	0.73		3.3	2.4	
10/12/2017					16
12/12/2017					23
1/10/2018	0.88	0.82	3.3		
1/11/2018				2.4	15
7/11/2018	0.81	1	3		
7/12/2018				1.8	27
1/29/2019	0.85	0.83	3.3		
1/30/2019				2.5	26
3/26/2019		0.53	2.8		
3/27/2019	0.73			2.4	22
9/10/2019		0.64	2.3		
9/11/2019	0.76			1.4	26
3/31/2020		0.8	2.9		
4/1/2020	0.72			1.9	21
9/15/2020	0.84		2.2	1.3	27
9/16/2020		0.43 (J)			
3/16/2021	0.75			1.6	18
3/17/2021		0.33 (J)	2.4		
8/17/2021	0.81				
8/18/2021				1.1	23
8/19/2021		0.3 (J)	2.4		
2/22/2022	0.72		2.3		
2/23/2022		0.35 (J)		1.4	22
8/2/2022	0.7		2.5		
8/3/2022		1.1		2.6	21
2/7/2023	0.66	0.46 (J)	2.1	1	
2/8/2023					22
8/1/2023		0.53	2.3		
8/2/2023	0.69			0.93	20
2/6/2024	0.61	0.47 (J)	1.9		

Time Series

Constituent: Calcium (mg/L) Analysis Run 3/11/2024 5:03 PM

Plant McIntosh Client: Southern Company Data: McIntosh LF4 CCR

	GWA-3 (bg)	GWA-4A (bg)	GWA-5 (bg)	GWC-1	GWC-10
2/7/2024				1.2	22

Time Series

Constituent: Calcium (mg/L) Analysis Run 3/11/2024 5:03 PM

Plant McIntosh Client: Southern Company Data: McIntosh LF4 CCR

	GWC-11	GWC-12	GWC-17 (bg)	GWC-18 (bg)	GWC-19
4/19/2016				26	10.3
4/20/2016	8.94	0.69	2.48		
6/15/2016	10.6	0.69	2.2		
6/16/2016				33.2	10.4
8/9/2016			1.8		
8/10/2016	7.6	0.45			6.7
8/11/2016				18	
9/27/2016	8.7	0.61	1.9		
9/28/2016				17	6.9
11/15/2016	8.4	0.61	2.1		7.5
11/16/2016				17	
1/11/2017			2	15	
1/12/2017	8.1	0.6			
1/16/2017					8
3/1/2017	8.9	0.61	2.1	16	8.5
4/20/2017		0.65	2		
4/24/2017	8.8				
4/25/2017				17	8.2
10/11/2017	10		2.1		
10/12/2017		0.76		14	9.5
12/12/2017					9.1
12/13/2017	11			12	
1/11/2018	9.3	0.78	2.1		
1/12/2018				15	9.5
7/11/2018			2.1	12	10
7/12/2018	13	0.67			
1/29/2019			2.2		9.2
1/30/2019	11	0.68 (J)		14	
3/27/2019	13	0.62	2	11	9.2
9/11/2019	9.3	0.62	2	13	8.2
4/1/2020		0.7	2.1	11	8.7
4/2/2020	8.5				
9/15/2020	13		2	10	
9/16/2020		0.64			7.6
3/16/2021		0.62	2		7
3/17/2021	14			9.1	
8/18/2021	10	0.75			
8/19/2021			2.2	9.3	6.9
2/22/2022			2		
2/23/2022	8.1	0.64		9.1	6.3
8/2/2022	9.6		2	11	
8/3/2022		0.82			6.5
2/7/2023		0.73		15	
2/8/2023	9.6		2.4		6.4
8/2/2023	9.3	0.71	2.3	13	6
2/6/2024			2.5		
2/7/2024	9.6			16	6.1
2/8/2024		0.73			

Time Series

Constituent: Calcium (mg/L) Analysis Run 3/11/2024 5:03 PM

Plant McIntosh Client: Southern Company Data: McIntosh LF4 CCR

	GWC-20	GWC-21	GWC-23	GWC-9
4/19/2016				0.431 (J)
4/21/2016	2.29	2.78		
6/15/2016				0.27 (J)
6/16/2016	2.4	2.9	15.6	
8/10/2016	1.4	0.99	10	0.13 (J)
9/27/2016	1.4	1.3		0.21 (J)
9/28/2016			8.5	
11/15/2016	1.3	1.1		0.27
11/16/2016			8.4	
1/12/2017		0.93		
1/13/2017	1.3			0.41
1/17/2017			3	
3/1/2017	1.4	1		0.25
3/2/2017			3.3	
4/24/2017		1.1		0.34
4/25/2017	1.4		2.5	
7/13/2017			2.1	
10/12/2017	1.7	1.1	1.5	0.21 (J)
1/11/2018		1		
1/12/2018	1.7		1.4	0.4
7/11/2018	1.7	1.1		
7/12/2018			1.2	0.49
1/29/2019	1.8			
1/30/2019		1 (J)	1.1 (J)	0.38 (J)
3/27/2019	1.5	1.1	1.4	0.28
9/11/2019	1.5	1	1.4	0.44 (J)
4/1/2020	1.8	1.1	1.4	0.2 (J)
9/15/2020	1.5	1.1	1.3	
9/16/2020				0.45 (J)
3/16/2021	1.4			
3/17/2021		1.1	0.99	0.51
8/19/2021	1.3	1.2	1.1	0.67
2/22/2022	1.3			
2/23/2022		1.1	0.92	1
8/3/2022	1.4			2.8
8/4/2022		1.1	0.51	
2/8/2023	1.4	1	1.2	2.9
8/2/2023	1.3			2.9
8/3/2023		1	2.7	
2/7/2024	1.4	1	1.6	3.3

Time Series

Constituent: Chloride (mg/L) Analysis Run 3/11/2024 5:03 PM

Plant McIntosh Client: Southern Company Data: McIntosh LF4 CCR

	GWA-13 (bg)	GWA-14 (bg)	GWA-15 (bg)	GWA-16 (bg)	GWA-2 (bg)
4/19/2016					5.01
4/20/2016	3.49	4.55		3.92	
4/21/2016			3.99		
6/14/2016	3.4	4.3			5
6/15/2016			3.5	3.8	
8/9/2016	3.7	4.5	4	4	5.1
9/26/2016					5.1
9/27/2016	3.8	4.4	3.9	3.9	
11/15/2016	3.8	4.5	4	4	5.2
1/10/2017					4.9
1/11/2017		4.3	3.8	3.7	
1/12/2017	3.5				
2/28/2017	3.6	4	3.5		4.7
3/1/2017				3.5	
4/19/2017					4.4
4/20/2017	3.4	4	3.3	3.6	
10/10/2017					4.7
10/11/2017	3.4	4	3.5	3.5	
1/10/2018	3.4				4.6
1/11/2018		3.9	3.4	3.4	
7/11/2018	3.4	4.2	3.8	3.7	5
1/29/2019	3.6	4	3.7	3.8	5
3/26/2019	3.5	4.1	3.8	3.6	
3/27/2019					4.5
9/10/2019	3.3	4		3.7	
9/11/2019			3.7		4.8
3/31/2020	3.7				
4/1/2020		4.2	3.8	3.8	4.9
9/15/2020	3.5	4.3	3.6	3.7	4.9
3/16/2021	4	4.1		4.1	4.9
3/17/2021			4		
8/17/2021		4.3		4	5.4
8/18/2021	4.1				
8/19/2021			4.3		
2/22/2022	3.8	4	3.7	3.7	4.6
8/2/2022	3.7	4.3	3.7	3.9	4.7
2/6/2023	3.3				
2/7/2023		4	3.6	3.7	4.2
8/1/2023	3.4		3.6	3.9	4.4
8/2/2023		4			
2/6/2024	3.4	3.9	3.5	3.8	4.4

Time Series

Constituent: Chloride (mg/L) Analysis Run 3/11/2024 5:03 PM

Plant McIntosh Client: Southern Company Data: McIntosh LF4 CCR

	GWA-3 (bg)	GWA-4A (bg)	GWA-5 (bg)	GWC-1	GWC-10
4/19/2016	9.4				
4/20/2016		2.93	3.69	6.68	
4/21/2016					6.41
6/14/2016	8.3	2.9	3.5		
6/15/2016				7	
6/16/2016					6
8/9/2016	8.6		3.7		
8/10/2016				7	6.8
8/11/2016		3.6			
9/27/2016	6.3	3.4	3.6	6.4	6.1
11/14/2016	6.1	4.2			
11/15/2016			3.7	6.6	6.7
1/10/2017	6.1	3.6			
1/11/2017			3.5		
1/12/2017				7.3	6.5
2/28/2017	6.2	3.3	3.3		
3/1/2017				7.5	6.3
4/19/2017	5				
4/20/2017		3.5	3.3	6.8	
4/24/2017					6.1
10/10/2017		3.9			
10/11/2017	4.1		3.2	7	
10/12/2017					6
1/10/2018	4.2	3.3	3.2		
1/11/2018				7.5	5.9
7/11/2018	4.3	3.2	3.5		
7/12/2018				7	5.1
1/29/2019	4	3.4	3.6		
1/30/2019				6.8	5.6
3/26/2019		3.7	3.6		
3/27/2019	3.5			6.8	5.3
9/10/2019		3.6	3.5		
9/11/2019	3.5			6	5.4
3/31/2020		4.9	4.1		
4/1/2020	3.7			5.9	6.9
9/15/2020	3.4		18 (o)	6.1	6.2
9/16/2020		3.5			
3/16/2021	3.6			5.8	7.2
3/17/2021		4.5	4.2		
8/17/2021	3.5				
8/18/2021				5.3	6.8
8/19/2021		3.5	4.3		
2/22/2022	3.4		3.8		
2/23/2022		3.7		5.6	6.8
8/2/2022	3.5		4		
8/3/2022		3.4		5.5	6.4
2/7/2023	3.1	3.2	3.8	4.5	
2/8/2023					5.6
8/1/2023		3.4	3.9		
8/2/2023	2.9			5.1	5.8
2/6/2024	3.3	3.5	3.9		
2/7/2024				4.1	5.2

Time Series

Constituent: Chloride (mg/L) Analysis Run 3/11/2024 5:03 PM

Plant McIntosh Client: Southern Company Data: McIntosh LF4 CCR

	GWC-11	GWC-12	GWC-17 (bg)	GWC-18 (bg)	GWC-19
4/19/2016				5.03	6.1
4/20/2016	4.9	3.61	4.25		
6/15/2016	4.6	3.3	4.1		
6/16/2016				4.7	5.7
8/9/2016			4.5		
8/10/2016	5.1	3.8			6.2
8/11/2016				5.3	
9/27/2016	4.9	3.7	4.4		
9/28/2016				5.1	6.9
11/15/2016	5	3.9	4.5		7.8
11/16/2016				5.2	
1/11/2017			4.2	5	
1/12/2017	4.7	3.6			
1/16/2017					8.6
3/1/2017	4.4	3.4	3.9	4.6	8.3
4/20/2017		3.5	4		
4/24/2017	4.4				
4/25/2017				4.6	8.4
10/11/2017	4.5		4.1		
10/12/2017		3.5		4.6	8.7
1/11/2018	4.3	3.4	4.1		
1/12/2018				4.5	9
7/11/2018			4.4	4.9	9.1
7/12/2018	4.3	3.7			
1/29/2019			4.5		8.2
1/30/2019	4.6	3.7		4.8	
3/27/2019	4	3.3	4.1	4.3	7.5
9/11/2019	4.4	3.5	4.3	4.5	7.7
4/1/2020		3.7	4.6	4.7	7.3
4/2/2020	4.6				
9/15/2020	4.1		4.3	4.4	
9/16/2020		3.5			6.5
3/16/2021		3.8	4.9		6.5
3/17/2021	4.6			4.7	
8/18/2021	5.2	3.9			
8/19/2021			4.8	5.1	6.7
2/22/2022			4.5		
2/23/2022	4.8	4.1		5	5.8
8/2/2022	4.6		4.7	4.6	
8/3/2022		3.9			5.9
2/7/2023		3.5		4.3	
2/8/2023	4.3		4.5		5.2
8/2/2023	4.7	3.6	4.8	4.7	5.4
2/6/2024			4.7		
2/7/2024	4.6			4.5	5.1
2/8/2024		3.6			

Time Series

Constituent: Chloride (mg/L) Analysis Run 3/11/2024 5:03 PM

Plant McIntosh Client: Southern Company Data: McIntosh LF4 CCR

	GWC-20	GWC-21	GWC-23	GWC-9
4/19/2016				14.4
4/21/2016	11.6	6.08		
6/15/2016				12
6/16/2016	10	5.8	5.1	
8/10/2016	10	6.5	4.4	13
9/27/2016	8.9	6.4		12
9/28/2016			4	
11/15/2016	8.5	6.4		11
11/16/2016			4.1	
1/12/2017		6.3		
1/13/2017	8.3			11
1/17/2017			4.3	
3/1/2017	7.9	5.9		11
3/2/2017			4	
4/24/2017		5.9		9.3
4/25/2017	8.2		4.1	
7/13/2017			4.2	
10/12/2017	9.1	6.1	4.3	9.8
12/12/2017				10
1/11/2018		5.8		
1/12/2018	9		4.3	9
7/11/2018	9.9	6.4		
7/12/2018			4.9	9.4
9/13/2018	8.9			9.1
1/29/2019	8.8			
1/30/2019		6.7	7.4	9.1
3/27/2019	8.9	6.3	4.2	10
6/17/2019				9.4
9/11/2019	8.7	6.7	4.6	9.3
4/1/2020	8.6	6.5	4.9	9.7
9/15/2020	8.7	6.5	5	
9/16/2020				8.6
3/16/2021	8			
3/17/2021		6.7	5.5	9.5
8/19/2021	8.8	6.7	6	7.9
2/22/2022	7.7			
2/23/2022		7.3	5.2	9.9
8/3/2022	7.3			8.6
8/4/2022		6.7	5.5	
2/8/2023	6.8	5.9	4.9	7.4
8/2/2023	7.3			7.6
8/3/2023		6	5	
2/7/2024	7.3	5.9	4.9	7.3

Time Series

Constituent: Chromium (mg/L) Analysis Run 3/11/2024 5:03 PM

Plant McIntosh Client: Southern Company Data: McIntosh LF4 CCR

	GWA-13 (bg)	GWA-14 (bg)	GWA-15 (bg)	GWA-16 (bg)	GWA-2 (bg)
8/25/2004					<0.0025
9/11/2004					<0.0025
9/26/2004					<0.0025
10/13/2004					<0.0025
7/11/2005					<0.0025
12/7/2005					<0.0025
6/22/2006					0.0024
11/28/2006					0.0019
7/6/2007					0.0021
12/13/2007					0.0021
6/20/2008					0.0017
12/7/2008					0.0018
7/9/2009					0.0015
12/28/2009					0.002
6/22/2010					0.0017
1/4/2011					0.002
7/9/2011					0.0027
1/21/2012					<0.0025
7/11/2012					0.0061 (O)
1/20/2013					0.002
7/19/2013					0.0021
1/15/2014					0.0029
7/11/2014					0.002
1/16/2015					0.0026
6/20/2015					0.002
12/7/2015	<0.002	<0.002	<0.002	<0.002	
12/14/2015				<0.002	
12/15/2015	<0.002	<0.002	<0.002		
12/28/2015			<0.002	<0.002	
12/29/2015	<0.002	<0.002			
1/16/2016					0.0015
1/25/2016	<0.002	<0.002	<0.002	<0.002	
4/19/2016					<0.0025
4/20/2016	<0.01 (o)	<0.002		<0.002	
4/21/2016			<0.002		
6/14/2016	0.0094 (J)	0.00086 (J)			0.0017 (J)
6/15/2016			0.0008 (J)	0.00072 (J)	
8/9/2016	<0.002	<0.002	<0.002	<0.002	0.0014 (J)
9/26/2016					0.0016 (J)
9/27/2016	<0.002	<0.002	<0.002	<0.002	
11/15/2016	<0.002	<0.002	<0.002	0.0011 (J)	0.0015 (J)
1/10/2017					0.0015 (J)
1/11/2017		<0.002	<0.002	0.0012 (J)	
1/12/2017	<0.002				
2/28/2017	0.0049	0.0047	0.0051		0.0044
3/1/2017				0.0052	
4/19/2017					0.0011 (J)
4/20/2017	0.0011 (J)	<0.002	0.0012 (J)	0.0013 (J)	
7/17/2017					0.0011 (J)
7/18/2017	<0.002				
7/19/2017		<0.002	0.0013 (J)	0.0015 (J)	
1/10/2018	<0.002				0.0014 (J)

ND substitution: RL or RL/2 if <15% NDs.

Time Series

Constituent: Chromium (mg/L) Analysis Run 3/11/2024 5:03 PM

Plant McIntosh Client: Southern Company Data: McIntosh LF4 CCR

	GWA-13 (bg)	GWA-14 (bg)	GWA-15 (bg)	GWA-16 (bg)	GWA-2 (bg)
1/11/2018		<0.002	0.0011 (J)	0.0013 (J)	
7/11/2018	<0.002	<0.002	<0.002	0.0012 (J)	0.0011 (J)
1/29/2019	0.0037 (J)	<0.002	<0.002	<0.002	<0.0025
3/26/2019	0.0014	<0.002	0.0016	0.0015	
3/27/2019					0.0016
9/10/2019	0.0052	0.004		0.004	
9/11/2019			0.0038		0.004
3/31/2020	0.0019 (J)				
4/1/2020		<0.002	0.0015 (J)	0.024	0.0017 (J)
9/15/2020	<0.002	<0.002	<0.002	0.0015 (J)	0.0015 (J)
3/16/2021	<0.002	<0.002		0.0017 (J)	0.0015 (J)
3/17/2021			<0.002		
8/17/2021		<0.002		0.0019 (J)	0.0016 (J)
8/18/2021	<0.002				
8/19/2021			<0.002		
2/22/2022	<0.002	<0.002	<0.002	0.0015 (J)	0.0018 (J)
8/2/2022	<0.002	<0.002	<0.002	<0.002	0.0015 (J)
2/6/2023	0.0025				
2/7/2023		0.0021	0.0021	0.0025	0.0028
8/1/2023	0.0018 (J)		0.0019 (J)	0.0024	0.0025
8/2/2023		0.0021			
2/6/2024	0.0021	<0.002	0.0014 (J)	0.0016 (J)	0.002

ND substitution: RL or RL/2 if <15% NDs.

Time Series

Constituent: Chromium (mg/L) Analysis Run 3/11/2024 5:03 PM

Plant McIntosh Client: Southern Company Data: McIntosh LF4 CCR

	GWA-3 (bg)	GWA-4A (bg)	GWA-5 (bg)	GWC-1	GWC-10
8/25/2004	<0.002	0.0022	0.22 (O)	<0.002	<0.0013
9/11/2004	0.0024	<0.002	<0.002	<0.002	0.0027
9/26/2004	<0.002	<0.002	<0.002	<0.002	<0.0013
10/13/2004	<0.002	<0.002	<0.002		<0.0013
7/11/2005	<0.002	<0.002	0.0023	<0.002	0.0036
12/7/2005	<0.002	<0.002	<0.002	0.0021	0.0042
6/22/2006	0.0021	<0.002	<0.002	0.002	0.0045
11/28/2006	0.0023	<0.002	<0.002	0.0024	0.0017
7/6/2007	0.0049	<0.002	<0.002	0.0034	<0.0013
12/13/2007	0.0013	<0.002	<0.002	0.0029	<0.0013
6/20/2008	0.0025	<0.002	<0.002	0.002	<0.0013
12/7/2008	0.0034	<0.002	<0.002	0.072 (O)	<0.0013
2/6/2009				0.0035	
7/9/2009	<0.002	<0.002	<0.002	0.0017	
7/10/2009					0.0021
12/28/2009	0.0021			<0.002	
12/29/2009			0.004		0.0023
12/30/2009		0.0078			
6/22/2010	0.0018	<0.002	<0.002	<0.002	0.0051
1/4/2011		0.0037	0.0027	0.0023	0.0026
1/5/2011	0.077 (O)				
7/9/2011	0.004		<0.002	0.005	
7/10/2011		<0.002			<0.0013
1/20/2012	<0.002				
1/21/2012		<0.002	<0.002	<0.002	<0.0013
7/11/2012	<0.002	0.0096	0.0038	0.0023	0.0018
1/19/2013	0.0013		0.002		
1/20/2013		0.0052		0.003	0.0014
7/18/2013	0.0022		0.0023		
7/19/2013		0.002		<0.002	0.0032
1/15/2014	0.0019		0.0012 (J)	0.002	
1/16/2014		0.0061			0.0058
7/10/2014		<0.002	0.0012 (J)		0.0034
7/11/2014	0.0014			0.0012 (J)	
1/15/2015	0.0011 (J)		<0.002		
1/16/2015		0.002		0.0011 (J)	0.0024
6/19/2015	0.0012 (J)		0.0037		
6/20/2015		0.0011 (J)		0.0028	0.0072
1/14/2016		0.0011 (J)	<0.002		
1/16/2016	0.0014			0.0013	0.0076
4/19/2016	<0.002				
4/20/2016		<0.002	<0.002	<0.002	
4/21/2016					0.00617 (J)
6/14/2016	0.00085 (J)	0.0013 (J)	0.0011 (J)		
6/15/2016				0.0011 (J)	
6/16/2016					0.007 (J)
8/9/2016	<0.002		<0.002		
8/10/2016				0.0015 (J)	0.0056
8/11/2016		<0.002			
9/27/2016	<0.002	<0.002	<0.002	0.0018 (J)	0.0057
11/14/2016	0.0011 (J)	<0.002			
11/15/2016			<0.002	0.0019 (J)	0.0062

ND substitution: RL or RL/2 if <15% NDs.

Time Series

Constituent: Chromium (mg/L) Analysis Run 3/11/2024 5:03 PM

Plant McIntosh Client: Southern Company Data: McIntosh LF4 CCR

	GWA-3 (bg)	GWA-4A (bg)	GWA-5 (bg)	GWC-1	GWC-10
1/10/2017	0.0012 (J)	<0.002			
1/11/2017			<0.002		
1/12/2017				0.0012 (J)	0.0061
1/19/2017			0.002 (J)		
1/23/2017				<0.002	
1/24/2017			<0.002		
2/28/2017	0.004	0.0048	0.0054		
3/1/2017				0.0049	0.01
4/19/2017	0.0011 (J)				
4/20/2017		<0.002	0.0013 (J)	<0.002	
4/24/2017					0.0053
7/18/2017	<0.002	<0.002	<0.002		
7/19/2017				0.0017 (J)	
7/24/2017					0.0055
1/10/2018	0.0012 (J)	<0.002	<0.002		
1/11/2018				<0.002	0.0055
7/11/2018	0.0011 (J)	<0.002	<0.002		
7/12/2018				<0.002	0.0017 (J)
1/29/2019	<0.002	<0.002	<0.002		
1/30/2019				<0.002	0.0071 (J)
3/26/2019		<0.002	<0.002		
3/27/2019	0.0014			<0.002	0.0035
9/10/2019		0.0031	0.0041		
9/11/2019	0.0034			0.0035	0.004
3/31/2020		<0.002	<0.002		
4/1/2020	<0.002			<0.002	0.0084
9/15/2020	<0.002		<0.002	<0.002	0.0018 (J)
9/16/2020		<0.002			
3/16/2021	0.0015 (J)			<0.002	0.0054
3/17/2021		<0.002	<0.002		
8/17/2021	0.0015 (J)				
8/18/2021				0.0018 (J)	0.0026
8/19/2021		<0.002	<0.002		
2/22/2022	<0.002		<0.002		
2/23/2022		<0.002		<0.002	0.0031
8/2/2022	<0.002		<0.002		
8/3/2022		<0.002		0.0015 (J)	0.0031
2/7/2023	0.0019 (J)	<0.002	0.002	0.0024	
2/8/2023					0.0038
8/1/2023		<0.002	0.0016 (J)		
8/2/2023	0.0022			0.0024	0.0051
2/6/2024	<0.002	<0.002	<0.002		
2/7/2024				0.0018 (J)	0.003

ND substitution: RL or RL/2 if <15% NDs.

Time Series

Constituent: Chromium (mg/L) Analysis Run 3/11/2024 5:03 PM

Plant McIntosh Client: Southern Company Data: McIntosh LF4 CCR

	GWC-11	GWC-12	GWC-17 (bg)	GWC-18 (bg)	GWC-19
8/25/2004	0.0033	<0.01			
9/11/2004	0.0038	<0.01			
9/26/2004	0.0031	<0.01			
10/13/2004	<0.005	<0.01			
7/11/2005	0.0039	<0.01			
12/7/2005	0.0053	<0.01			
6/22/2006	0.0069	0.002			
11/28/2006	0.0056	0.0015			
7/6/2007	0.0063	0.0021			
12/13/2007	0.0058	0.0025			
6/20/2008	0.013	0.0017			
12/7/2008	0.0048	0.0016			
7/10/2009	0.0086	0.0017			
12/28/2009		0.0018			
12/29/2009	0.0077				
6/22/2010	0.0046	0.0018			
1/4/2011		0.0039			
1/5/2011	0.0053				
7/9/2011	0.007	0.0041			
1/20/2012		<0.01			
1/21/2012	0.0073				
7/11/2012	0.01	0.0052			
1/19/2013	0.0058	0.0025			
7/18/2013		0.0035			
7/19/2013	0.005				
1/15/2014	0.0081	0.0082			
7/11/2014	0.0087	0.0048			
1/15/2015		0.0022			
1/16/2015	0.0061				
6/19/2015		0.0024			
6/20/2015	0.005				
12/8/2015			<0.01	0.0012 (J)	0.0026
12/14/2015			<0.01	0.0018	
12/15/2015					0.0017
12/28/2015			<0.01	0.0017	0.0016
1/14/2016	0.0045				
1/16/2016		0.002			
1/26/2016			<0.01	0.0013	0.0016
4/19/2016				0.00277 (J)	0.002
4/20/2016	0.00856 (J)	<0.01	<0.01		
6/15/2016	0.0061 (J)	0.0016 (J)	0.0018 (J)		
6/16/2016				0.0021 (J)	0.0016 (J)
8/9/2016			0.002 (J)		
8/10/2016	0.0052	0.0016 (J)			0.0016 (J)
8/11/2016				0.0023 (J)	
9/27/2016	0.0051	0.0019 (J)	0.0021 (J)		
9/28/2016				0.0022 (J)	<0.0025
11/15/2016	0.005	0.0017 (J)	0.002 (J)		<0.0025
11/16/2016				0.0019 (J)	
1/11/2017			0.0025	0.0025	
1/12/2017	0.0051	0.0017 (J)			
1/16/2017					0.0013 (J)

ND substitution: RL or RL/2 if <15% NDs.

Time Series

Constituent: Chromium (mg/L) Analysis Run 3/11/2024 5:03 PM

Plant McIntosh Client: Southern Company Data: McIntosh LF4 CCR

	GWC-11	GWC-12	GWC-17 (bg)	GWC-18 (bg)	GWC-19
3/1/2017	0.0088	0.0055	0.0067	0.0065	0.0056
4/20/2017		0.0016 (J)	0.0024 (J)		
4/24/2017	0.0049				
4/25/2017				0.0026	0.0019 (J)
7/19/2017			0.0025		
7/20/2017		0.0017 (J)			
7/24/2017	0.0049				
7/25/2017				0.0023 (J)	0.0013 (J)
1/11/2018	0.0044	0.0016 (J)	0.0026		
1/12/2018				0.002 (J)	0.0017 (J)
7/11/2018			0.0025	0.0022 (J)	0.0011 (J)
7/12/2018	0.0023 (J)	0.0015 (J)			
1/29/2019			0.0041 (J)		<0.0025
1/30/2019	0.006 (J)	0.0039 (J)		0.0049 (J)	
3/27/2019	0.0031	0.0019	0.0028	0.0025	0.0014
9/11/2019	0.0071	0.0036	0.0059	0.0049	0.0043
4/1/2020		0.0019 (J)	0.0032	0.0025	0.0018 (J)
4/2/2020	0.0055				
9/15/2020	0.0028		0.0027	0.0025	
9/16/2020		0.0016 (J)			0.0015 (J)
3/16/2021		0.0019 (J)	0.0031		0.0017 (J)
3/17/2021	0.0031			0.0027	
8/18/2021	0.004	0.0037			
8/19/2021			0.0027	0.0025	0.0015 (J)
2/22/2022			0.003		
2/23/2022	0.005	0.0016 (J)		0.0025	0.0016 (J)
8/2/2022	0.0046		0.0033	0.0025	
8/3/2022		0.0019 (J)			0.0017 (J)
2/7/2023		0.002		0.0043	
2/8/2023	0.0059		0.0044		0.0026
8/2/2023	0.0047	0.0023	0.0039	0.0025	0.0023
2/6/2024			0.0029		
2/7/2024	0.0058			0.0025	0.0016 (J)
2/8/2024		0.002			

ND substitution: RL or RL/2 if <15% NDs.

Time Series

Constituent: Chromium (mg/L) Analysis Run 3/11/2024 5:03 PM

Plant McIntosh Client: Southern Company Data: McIntosh LF4 CCR

	GWC-20	GWC-21	GWC-23	GWC-9
8/25/2004				<0.002
9/11/2004				<0.002
9/26/2004				<0.002
10/13/2004				<0.002
7/11/2005				<0.002
12/7/2005				<0.002
6/22/2006				<0.002
11/28/2006				<0.002
7/6/2007				0.0017
12/13/2007				0.0021
6/20/2008				0.0021
12/7/2008				0.0018
7/9/2009				0.0024
12/29/2009				0.0021
6/22/2010				<0.002
1/5/2011				0.0034
7/9/2011				0.0018
1/21/2012				<0.002
7/11/2012				0.0038
1/19/2013				0.0065 (o)
7/18/2013				0.0029
1/15/2014				<0.002
7/10/2014				<0.002
1/16/2015				<0.002
6/20/2015				<0.002
12/9/2015	<0.002	<0.002		
12/14/2015	<0.002	<0.002		
12/29/2015	<0.002	<0.002		
1/14/2016				<0.002
1/25/2016	<0.002	<0.002		
4/19/2016				<0.002
4/21/2016	<0.002	<0.002		
6/15/2016				0.00021
6/16/2016	0.0008 (J)	0.00031 (J)	0.00023 (J)	
8/10/2016	<0.002	<0.002	<0.0025	<0.002
9/27/2016	<0.002	0.35 (o)		<0.002
9/28/2016			<0.0025	
11/15/2016	<0.002	<0.002		<0.002
11/16/2016			<0.0025	
1/12/2017		<0.002		
1/13/2017	<0.002			0.0012 (J)
1/17/2017			<0.0025	
3/1/2017	0.005	0.0044		0.0043
3/2/2017			0.0017 (J)	
4/24/2017		<0.002		<0.002
4/25/2017	<0.002		<0.0025	
7/13/2017			<0.0025	
7/24/2017				<0.002
7/25/2017	<0.002	<0.002	<0.0025	
1/11/2018		<0.002		
1/12/2018	<0.002		<0.0025	<0.002
7/11/2018	<0.002	<0.002		

ND substitution: RL or RL/2 if <15% NDs.

Time Series

Constituent: Chromium (mg/L) Analysis Run 3/11/2024 5:03 PM

Plant McIntosh Client: Southern Company Data: McIntosh LF4 CCR

	GWC-20	GWC-21	GWC-23	GWC-9
7/12/2018			<0.0025	<0.002
1/29/2019	<0.002			
1/30/2019		<0.002	<0.0025	<0.002
3/27/2019	<0.002	<0.002	<0.0025	<0.002
9/11/2019	0.0034	0.0025	0.004	0.0025
4/1/2020	<0.002	<0.002	0.0022	<0.002
9/15/2020	<0.002	<0.002	0.0023	
9/16/2020				<0.002
3/16/2021	<0.002			
3/17/2021		<0.002	0.0027	<0.002
8/19/2021	0.0018 (J)	<0.002	0.0023	<0.002
2/22/2022	<0.002			
2/23/2022		<0.002	0.0028	<0.002
8/3/2022	<0.002			<0.002
8/4/2022		<0.002	0.0029	
2/8/2023	0.002	<0.002	0.0033	0.0013 (J)
8/2/2023	0.004			0.0012 (J)
8/3/2023		<0.002	0.0026	
2/7/2024	<0.002	<0.002	0.0029	<0.002

ND substitution: RL or RL/2 if <15% NDs.

Time Series

Constituent: Cobalt (mg/L) Analysis Run 3/11/2024 5:03 PM

Plant McIntosh Client: Southern Company Data: McIntosh LF4 CCR

	GWA-13 (bg)	GWA-14 (bg)	GWA-15 (bg)	GWA-16 (bg)	GWA-2 (bg)
8/25/2004					<0.01
9/11/2004					<0.01
9/26/2004					<0.01
10/13/2004					<0.01
7/11/2005					<0.01
12/7/2005					<0.01
6/22/2006					<0.01
11/28/2006					<0.01
7/6/2007					<0.01
12/13/2007					<0.01
6/20/2008					<0.01
12/7/2008					<0.01
7/9/2009					<0.01
12/28/2009					<0.01
6/22/2010					<0.01
1/4/2011					<0.01
7/9/2011					<0.01
1/21/2012					<0.01
7/11/2012					0.0017
1/20/2013					<0.01
7/19/2013					<0.01
1/15/2014					0.0011 (J)
7/11/2014					0.0012 (J)
1/16/2015					0.00083 (J)
6/20/2015					0.0013
12/7/2015	0.0012 (J)	0.001 (J)	0.0011 (J)	0.0012 (J)	
12/14/2015				0.001 (J)	
12/15/2015	0.00099 (J)	0.00078 (J)	0.0011 (J)		
12/28/2015			0.0016	0.0012 (J)	
12/29/2015	0.0012 (J)	0.00094 (J)			
1/13/2016	0.0012 (J)	0.001 (J)	0.0016	0.001 (J)	
1/16/2016					0.0012 (J)
1/25/2016	0.00095 (J)	0.00085 (J)	0.0014	0.00089 (J)	
4/19/2016					<0.01
4/20/2016	<0.0025	<0.0025		<0.0025	
4/21/2016			<0.0025		
6/14/2016	0.00072 (J)	0.00048 (J)			0.001 (J)
6/15/2016			0.00047 (J)	0.00063 (J)	
8/9/2016	0.00041 (J)	0.00045 (J)	<0.0025	0.00055 (J)	0.0012 (J)
9/26/2016					0.0012 (J)
9/27/2016	0.00058 (J)	0.00046 (J)	0.00045 (J)	0.00059 (J)	
11/15/2016	0.00048 (J)	<0.0025	0.00048 (J)	0.0005 (J)	0.0013 (J)
1/10/2017					0.0011 (J)
1/11/2017		<0.0025	0.00046 (J)	0.00044 (J)	
1/12/2017	0.0014 (J)				
2/28/2017	0.00075 (J)	0.00051 (J)	0.00061 (J)		0.0014 (J)
3/1/2017				0.00066 (J)	
4/19/2017					0.0012 (J)
4/20/2017	0.0005 (J)	<0.0025	0.00042 (J)	0.00045 (J)	
7/17/2017					0.0013 (J)
7/18/2017	0.00051 (J)				
7/19/2017		<0.0025	0.00041 (J)	0.00047 (J)	

ND substitution: RL or RL/2 if <15% NDs.

Time Series

Constituent: Cobalt (mg/L) Analysis Run 3/11/2024 5:03 PM

Plant McIntosh Client: Southern Company Data: McIntosh LF4 CCR

	GWA-13 (bg)	GWA-14 (bg)	GWA-15 (bg)	GWA-16 (bg)	GWA-2 (bg)
1/10/2018	0.00049 (J)				0.0013 (J)
1/11/2018		<0.0025	0.00044 (J)	0.00043 (J)	
7/11/2018	<0.0025	<0.0025	0.0004 (J)	0.00043 (J)	0.0013 (J)
1/29/2019	0.00043 (J)	0.00029 (J)	0.00037 (J)	0.00044 (J)	0.001 (J)
3/26/2019	<0.0025	<0.0025	<0.0025	<0.0025	
3/27/2019					0.0011
9/10/2019	0.00064	0.00042 (J)		0.0005	
9/11/2019			0.00044 (J)		0.0015
3/31/2020	0.00034 (J)				
4/1/2020		0.00033 (J)	0.00036 (J)	0.00036 (J)	0.0013 (J)
9/15/2020	<0.0025	<0.0025	<0.0025	<0.0025	0.00099 (J)
3/16/2021	0.0005 (J)	0.00035 (J)		0.00047 (J)	0.0013 (J)
3/17/2021			0.0004 (J)		
8/17/2021		0.00048 (J)		0.00043 (J)	0.0015 (J)
8/18/2021	0.00058 (J)				
8/19/2021			0.0004 (J)		
2/22/2022	0.00052 (J)	0.00042 (J)	0.00051 (J)	0.00048 (J)	0.0015 (J)
8/2/2022	0.00044 (J)	0.00038 (J)	0.00042 (J)	0.00049 (J)	0.0013 (J)
2/6/2023	0.00049 (J)				
2/7/2023		0.00043 (J)	0.0004 (J)	0.00047 (J)	0.0012 (J)
8/1/2023	0.00053 (J)		0.00043 (J)	0.00055 (J)	0.0015 (J)
8/2/2023		0.00036 (J)			
2/6/2024	0.00049 (J)	0.00041 (J)	0.00046 (J)	0.00045 (J)	0.0015 (J)

ND substitution: RL or RL/2 if <15% NDs.

Time Series

Constituent: Cobalt (mg/L) Analysis Run 3/11/2024 5:03 PM

Plant McIntosh Client: Southern Company Data: McIntosh LF4 CCR

	GWA-3 (bg)	GWA-4A (bg)	GWA-5 (bg)	GWC-1	GWC-10
8/25/2004	<0.0025	<0.0025	<0.01	<0.0025	<0.0025
9/11/2004	<0.0025	<0.0025	<0.01	<0.0025	<0.0025
9/26/2004	<0.0025	<0.0025	<0.01	<0.0025	<0.0025
10/13/2004	<0.0025	<0.0025	<0.01		<0.0025
7/11/2005	<0.0025	<0.0025	<0.01	<0.0025	<0.0025
12/7/2005	<0.0025	<0.0025	<0.01	<0.0025	<0.0025
6/22/2006	<0.0025	<0.0025	<0.01	<0.0025	<0.0025
11/28/2006	<0.0025	<0.0025	<0.01	<0.0025	<0.0025
7/6/2007	<0.0025	<0.0025	<0.01	<0.0025	<0.0025
12/13/2007	<0.0025	<0.0025	<0.01	<0.0025	<0.0025
6/20/2008	<0.0025	<0.0025	<0.01	<0.0025	<0.0025
12/7/2008	<0.0025	<0.0025	<0.01	<0.0025	<0.0025
7/9/2009	<0.0025	<0.0025	<0.01	<0.0025	
7/10/2009					<0.0025
12/28/2009	<0.0025			<0.0025	
12/29/2009			0.011		<0.0025
12/30/2009		0.013			
6/22/2010	<0.0025	<0.0025	<0.01	<0.0025	<0.0025
1/4/2011		<0.0025	<0.01	<0.0025	<0.0025
1/5/2011	0.0066 (o)				
7/9/2011	<0.0025		<0.01	<0.0025	
7/10/2011		<0.0025			<0.0025
1/20/2012	<0.0025				
1/21/2012		0.0061	<0.01	<0.0025	<0.0025
7/11/2012	<0.0025	0.01	0.0072	0.0013	<0.0025
1/19/2013	<0.0025		<0.01		
1/20/2013		0.0033		0.0013	<0.0025
7/18/2013	<0.0025		<0.01		
7/19/2013		<0.0025		0.0015	<0.0025
1/15/2014	<0.0025		0.00075 (J)	0.0017	
1/16/2014		0.0027			<0.0025
7/10/2014		<0.0025	0.0007 (J)		<0.0025
7/11/2014	<0.0025			0.0018	
1/15/2015	<0.0025		0.0007 (J)		
1/16/2015		0.0077		0.0019	<0.0025
6/19/2015	<0.0025		0.0011 (J)		
6/20/2015		<0.0025		0.002	0.0006 (J)
1/14/2016		<0.0025	0.00064 (J)		
1/16/2016	<0.0025			0.0015	<0.0025
4/19/2016	<0.0025				
4/20/2016		<0.0025	<0.01	<0.0025	
4/21/2016					<0.0025
6/14/2016	0.00044 (J)	0.0004 (J)	0.0006 (J)		
6/15/2016				0.0015 (J)	
6/16/2016					1E-05 (J)
8/9/2016	0.00042 (J)		0.00062 (J)		
8/10/2016				0.0016 (J)	<0.0025
8/11/2016		0.0046			
9/27/2016	0.00042 (J)	0.001 (J)	0.00059 (J)	0.0016 (J)	<0.0025
11/14/2016	<0.0025	<0.0025			
11/15/2016			0.00064 (J)	0.0015 (J)	<0.0025
1/10/2017	<0.0025	0.00044 (J)			

ND substitution: RL or RL/2 if <15% NDs.

Time Series

Constituent: Cobalt (mg/L) Analysis Run 3/11/2024 5:03 PM

Plant McIntosh Client: Southern Company Data: McIntosh LF4 CCR

	GWA-3 (bg)	GWA-4A (bg)	GWA-5 (bg)	GWC-1	GWC-10
1/11/2017			0.00064 (J)		
1/12/2017				0.0016 (J)	<0.0025
1/19/2017			0.00046 (J)		
1/23/2017				<0.0025	
1/24/2017			0.009		
2/28/2017	0.00048 (J)	0.001 (J)	0.00078 (J)		
3/1/2017				0.0021 (J)	<0.0025
4/19/2017	<0.0025				
4/20/2017		0.00059 (J)	0.00065 (J)	0.0018 (J)	
4/24/2017					<0.0025
7/18/2017	<0.0025	0.00079 (J)	0.00069 (J)		
7/19/2017				0.0015 (J)	
7/24/2017					<0.0025
1/10/2018	<0.0025	0.0018 (J)	0.00068 (J)		
1/11/2018				0.0019 (J)	<0.0025
7/11/2018	<0.0025	0.0044	0.00071 (J)		
7/12/2018				0.0018 (J)	<0.0025
1/29/2019	0.00035 (J)	0.0033	0.00064 (J)		
1/30/2019				<0.0025	<0.0025
3/26/2019		0.0037	0.00064		
3/27/2019	<0.0025			0.0017	<0.0025
9/10/2019		0.0031	0.00074		
9/11/2019	0.00039 (J)			0.002	0.0001 (J)
3/31/2020		0.0038	0.00067 (J)		
4/1/2020	0.00024 (J)			0.0016 (J)	<0.0025
9/15/2020	<0.0025		0.0005 (J)	0.0014 (J)	<0.0025
9/16/2020		0.0014 (J)			
3/16/2021	0.00033 (J)			0.0017 (J)	<0.0025
3/17/2021		0.0014 (J)	0.00083 (J)		
8/17/2021	0.00039 (J)				
8/18/2021				0.0018 (J)	<0.0025
8/19/2021		0.0013 (J)	0.00079 (J)		
2/22/2022	0.00037 (J)		0.00076 (J)		
2/23/2022		0.0013 (J)		0.0017 (J)	<0.0025
8/2/2022	0.00031 (J)		0.00085 (J)		
8/3/2022		0.0017 (J)		0.00034 (J)	<0.0025
2/7/2023	0.00026 (J)	0.0013 (J)	0.00094 (J)	0.0016 (J)	
2/8/2023					<0.0025
8/1/2023		0.0013 (J)	0.00086 (J)		
8/2/2023	0.00032 (J)			0.0016 (J)	<0.0025
2/6/2024	0.00025 (J)	0.0014 (J)	0.00086 (J)		
2/7/2024				0.0015 (J)	<0.0025

ND substitution: RL or RL/2 if <15% NDs.

Time Series

Constituent: Cobalt (mg/L) Analysis Run 3/11/2024 5:03 PM

Plant McIntosh Client: Southern Company Data: McIntosh LF4 CCR

	GWC-11	GWC-12	GWC-17 (bg)	GWC-18 (bg)	GWC-19
8/25/2004	<0.0025	<0.0025			
9/11/2004	<0.0025	<0.0025			
9/26/2004	<0.0025	<0.0025			
10/13/2004	<0.0025	<0.0025			
7/11/2005	<0.0025	<0.0025			
12/7/2005	<0.0025	<0.0025			
6/22/2006	<0.0025	<0.0025			
11/28/2006	<0.0025	<0.0025			
7/6/2007	<0.0025	<0.0025			
12/13/2007	<0.0025	<0.0025			
6/20/2008	<0.0025	<0.0025			
12/7/2008	<0.0025	<0.0025			
7/10/2009	<0.0025	<0.0025			
12/28/2009		<0.0025			
12/29/2009	0.0071				
6/22/2010	<0.0025	<0.0025			
1/4/2011		<0.0025			
1/5/2011	<0.0025				
7/9/2011	0.0037	0.0039			
1/20/2012		<0.0025			
1/21/2012	0.0062				
7/11/2012	0.007	0.012 (o)			
1/19/2013	<0.0025	<0.0025			
7/18/2013		<0.0025			
7/19/2013	<0.0025				
1/15/2014	0.0028	0.005			
7/11/2014	<0.0025	0.00079 (J)			
1/15/2015		0.00069 (J)			
1/16/2015	0.0048				
6/19/2015		0.0007 (J)			
6/20/2015	<0.0025				
12/8/2015			0.0018	<0.0025	0.00084 (J)
12/14/2015			0.0016	<0.0025	
12/15/2015					0.00063 (J)
12/28/2015			0.0015	<0.0025	0.00071 (J)
1/13/2016			0.0013		
1/14/2016	<0.0025			<0.0025	<0.0025
1/16/2016		0.00061 (J)			
1/26/2016			0.0012 (J)	<0.0025	<0.0025
4/19/2016				<0.0025	<0.0025
4/20/2016	<0.0025	<0.0025	<0.0025		
6/15/2016	0.00011 (J)	0.00051 (J)	0.00073 (J)		
6/16/2016				0.00017 (J)	6.7E-05 (J)
8/9/2016			0.00069 (J)		
8/10/2016	<0.0025	0.00052 (J)			<0.0025
8/11/2016				<0.0025	
9/27/2016	<0.0025	0.00077 (J)	0.00081 (J)		
9/28/2016				<0.0025	<0.0025
11/15/2016	<0.0025	0.00055 (J)	0.00071 (J)		<0.0025
11/16/2016				<0.0025	
1/11/2017			0.00062 (J)	<0.0025	
1/12/2017	<0.0025	0.0005 (J)			

ND substitution: RL or RL/2 if <15% NDs.

Time Series

Constituent: Cobalt (mg/L) Analysis Run 3/11/2024 5:03 PM

Plant McIntosh Client: Southern Company Data: McIntosh LF4 CCR

	GWC-11	GWC-12	GWC-17 (bg)	GWC-18 (bg)	GWC-19
1/16/2017					<0.0025
3/1/2017	<0.0025	0.00079 (J)	0.00081 (J)	<0.0025	<0.0025
4/20/2017		0.00056 (J)	0.00053 (J)		
4/24/2017	<0.0025				
4/25/2017				<0.0025	<0.0025
7/19/2017			0.00051 (J)		
7/20/2017		0.00051 (J)			
7/24/2017	<0.0025				
7/25/2017				<0.0025	<0.0025
1/11/2018	<0.0025	0.0006 (J)	0.00046 (J)		
1/12/2018				<0.0025	<0.0025
7/11/2018			<0.0025	<0.0025	<0.0025
7/12/2018	<0.0025	0.00056 (J)			
1/29/2019			0.00038 (J)		<0.0025
1/30/2019	<0.0025	<0.0025		<0.0025	
3/27/2019	<0.0025	0.00051	<0.0025	<0.0025	<0.0025
9/11/2019	<0.0025	0.00067	0.00034 (J)	8.2E-05 (J)	9.9E-05 (J)
4/1/2020		0.00051 (J)	0.00023 (J)	<0.0025	<0.0025
4/2/2020	<0.0025				
9/15/2020	<0.0025		<0.0025	<0.0025	
9/16/2020		0.00023 (J)			<0.0025
3/16/2021		0.00058 (J)	0.00027 (J)		<0.0025
3/17/2021	0.00016 (J)			<0.0025	
8/18/2021	<0.0025	0.00065 (J)			
8/19/2021			0.00023 (J)	<0.0025	<0.0025
2/22/2022			<0.0025		
2/23/2022	<0.0025	0.00049 (J)		<0.0025	<0.0025
8/2/2022	<0.0025		<0.0025	<0.0025	
8/3/2022		0.00068 (J)			<0.0025
2/7/2023		0.00058 (J)		<0.0025	
2/8/2023	<0.0025		<0.0025		<0.0025
8/2/2023	<0.0025	0.00055 (J)	<0.0025	<0.0025	<0.0025
2/6/2024			<0.0025		
2/7/2024	<0.0025			<0.0025	<0.0025
2/8/2024		0.00062 (J)			

ND substitution: RL or RL/2 if <15% NDs.

Time Series

Constituent: Cobalt (mg/L) Analysis Run 3/11/2024 5:03 PM

Plant McIntosh Client: Southern Company Data: McIntosh LF4 CCR

	GWC-20	GWC-21	GWC-23	GWC-9
8/25/2004				<0.0025
9/11/2004				<0.0025
9/26/2004				<0.0025
10/13/2004				<0.0025
7/11/2005				<0.0025
12/7/2005				<0.0025
6/22/2006				<0.0025
11/28/2006				<0.0025
7/6/2007				<0.0025
12/13/2007				<0.0025
6/20/2008				<0.0025
12/7/2008				<0.0025
7/9/2009				<0.0025
12/29/2009				<0.0025
6/22/2010				<0.0025
1/5/2011				<0.0025
7/9/2011				<0.0025
1/21/2012				<0.0025
7/11/2012				0.0013
1/19/2013				0.0055
7/18/2013				<0.0025
1/15/2014				0.00052 (J)
7/10/2014				0.00055 (J)
1/16/2015				<0.0025
6/20/2015				0.00052 (J)
12/9/2015	0.0055	0.0013		
12/14/2015	0.0073	0.0014		
12/29/2015	0.0076	0.0018		
1/14/2016	0.0056	0.0018		0.00051 (J)
1/25/2016	0.0061	0.0019		
4/19/2016				<0.0025
4/21/2016	0.00468 (J)	<0.0025		
6/15/2016				0.00052 (J)
6/16/2016	0.0032 (J)	0.0021 (J)	0.0019 (J)	
8/10/2016	0.0025	0.0015 (J)	0.0051	0.0006 (J)
9/27/2016	0.0023 (J)	0.015 (o)		0.00063 (J)
9/28/2016			0.0058	
11/15/2016	0.0019 (J)	0.0017 (J)		0.00053 (J)
11/16/2016			0.0063	
1/12/2017		0.0014 (J)		
1/13/2017	0.0017 (J)			0.00052 (J)
1/17/2017			0.0057	
3/1/2017	0.0021 (J)	0.0019 (J)		0.00084 (J)
3/2/2017			0.0095	
4/24/2017		0.0015 (J)		0.00055 (J)
4/25/2017	0.0016 (J)		0.0078	
7/13/2017			0.0061	
7/24/2017				0.00058 (J)
7/25/2017	0.0016 (J)	0.0014 (J)	0.0074	
1/11/2018		0.0013 (J)		
1/12/2018	0.0014 (J)		0.0072	0.00054 (J)
7/11/2018	0.0013 (J)	0.0012 (J)		

ND substitution: RL or RL/2 if <15% NDs.

Time Series

Constituent: Cobalt (mg/L) Analysis Run 3/11/2024 5:03 PM

Plant McIntosh Client: Southern Company Data: McIntosh LF4 CCR

	GWC-20	GWC-21	GWC-23	GWC-9
7/12/2018			0.0077	0.00072 (J)
1/29/2019	0.00084 (J)			
1/30/2019		<0.0025	0.0061	<0.0025
3/27/2019	0.0012	0.001	0.006	0.00051
9/11/2019	0.0014	0.0012	0.0059	0.00083
4/1/2020	0.00094 (J)	0.00088 (J)	0.0037	0.00042 (J)
9/15/2020	0.00097 (J)	0.00088 (J)	0.0032	
9/16/2020				0.00037 (J)
3/16/2021	0.0009 (J)			
3/17/2021		0.00092 (J)	0.0035	0.00092 (J)
8/19/2021	0.00088 (J)	0.00077 (J)	0.0025	0.00063 (J)
2/22/2022	0.0009 (J)			
2/23/2022		0.00079 (J)	0.0026	0.00064 (J)
8/3/2022	0.00091 (J)			0.00034 (J)
8/4/2022		0.00083 (J)	0.0016 (J)	
2/8/2023	0.00075 (J)	0.00077 (J)	0.0014 (J)	<0.0025
8/2/2023	0.00082 (J)			<0.0025
8/3/2023		0.0007 (J)	0.00045 (J)	
2/7/2024	0.00078 (J)	0.0008 (J)	0.0012 (J)	<0.0025

ND substitution: RL or RL/2 if <15% NDs.

Time Series

Constituent: Copper (mg/L) Analysis Run 3/11/2024 5:03 PM

Plant McIntosh Client: Southern Company Data: McIntosh LF4 CCR

	GWA-13 (bg)	GWA-14 (bg)	GWA-15 (bg)	GWA-16 (bg)	GWA-2 (bg)
8/25/2004					<0.002
9/11/2004					0.003
9/26/2004					<0.002
10/13/2004					<0.002
7/11/2005					<0.002
12/7/2005					<0.002
6/22/2006					<0.002
11/28/2006					<0.002
7/6/2007					<0.002
12/13/2007					<0.002
6/20/2008					<0.002
12/7/2008					<0.002
7/9/2009					<0.002
12/28/2009					<0.002
6/22/2010					<0.002
1/4/2011					<0.002
7/9/2011					<0.002
1/21/2012					<0.002
7/11/2012					<0.002
1/20/2013					<0.002
7/19/2013					<0.002
1/15/2014					<0.002
7/11/2014					<0.002
1/16/2015					<0.002
6/20/2015					<0.002
12/7/2015	<0.002	<0.002	0.00084 (J)	0.001 (J)	
12/14/2015				<0.002	
12/15/2015	<0.002	<0.002	<0.002		
12/28/2015			<0.002	<0.002	
12/29/2015	<0.002	<0.002			
1/13/2016	<0.002	<0.002	<0.002	<0.002	
1/16/2016					<0.002
1/25/2016	<0.002	0.0014 (J)	<0.002	0.00081 (J)	
6/14/2016	<0.002	<0.002			<0.002
6/15/2016			<0.002	<0.002	
1/10/2017					<0.002
1/11/2017		<0.002	<0.002	<0.002	
1/12/2017	<0.002				
7/17/2017					<0.002
7/18/2017	<0.002				
7/19/2017		<0.002	<0.002	<0.002	
1/10/2018	<0.002				<0.002
1/11/2018		<0.002	<0.002	<0.002	
7/11/2018	<0.002	<0.002	<0.002	<0.002	<0.002
1/29/2019	<0.002	<0.002	<0.002	<0.002	<0.002
3/26/2019	<0.002	<0.002	<0.002	<0.002	
3/27/2019					<0.002
9/10/2019	0.00066 (J)	0.00076 (J)		<0.002	
9/11/2019			<0.002		<0.002
3/31/2020	<0.002				
4/1/2020		<0.002	<0.002	<0.002	<0.002
9/15/2020	<0.002	<0.002	<0.002	<0.002	<0.002

ND substitution: RL or RL/2 if <15% NDs.

Time Series

Constituent: Copper (mg/L) Analysis Run 3/11/2024 5:03 PM

Plant McIntosh Client: Southern Company Data: McIntosh LF4 CCR

	GWA-13 (bg)	GWA-14 (bg)	GWA-15 (bg)	GWA-16 (bg)	GWA-2 (bg)
3/16/2021	<0.002	<0.002		<0.002	<0.002
3/17/2021			<0.002		
8/17/2021		<0.002		<0.002	<0.002
8/18/2021	<0.002				
8/19/2021			<0.002		
2/22/2022	<0.002	<0.002	<0.002	<0.002	<0.002
8/2/2022	<0.002	<0.002	<0.002	<0.002	<0.002
2/6/2023	<0.002				
2/7/2023		<0.002	<0.002	<0.002	<0.002
8/1/2023	<0.002		<0.002	<0.002	<0.002
8/2/2023		<0.002			
2/6/2024	<0.002	<0.002	<0.002	<0.002	<0.002

ND substitution: RL or RL/2 if <15% NDs.

Time Series

Constituent: Copper (mg/L) Analysis Run 3/11/2024 5:03 PM

Plant McIntosh Client: Southern Company Data: McIntosh LF4 CCR

	GWA-3 (bg)	GWA-4A (bg)	GWA-5 (bg)	GWC-1	GWC-10
8/25/2004	<0.002	0.0023	<0.002	<0.002	<0.002
9/11/2004	<0.002	<0.002	<0.002	<0.002	<0.002
9/26/2004	0.0029	<0.002	<0.002	<0.002	<0.002
10/13/2004	<0.002	<0.002	<0.002		<0.002
7/11/2005	<0.002	<0.002	<0.002	<0.002	<0.002
12/7/2005	<0.002	<0.002	<0.002	<0.002	<0.002
6/22/2006	0.0026	<0.002	<0.002	<0.002	<0.002
11/28/2006	<0.002	<0.002	<0.002	<0.002	<0.002
7/6/2007	0.0034	<0.002	<0.002	<0.002	<0.002
12/13/2007	<0.002	<0.002	<0.002	<0.002	<0.002
6/20/2008	<0.002	<0.002	<0.002	<0.002	<0.002
12/7/2008	<0.002	<0.002	<0.002	<0.002	<0.002
7/9/2009	<0.002	<0.002	<0.002	<0.002	
7/10/2009					<0.002
12/28/2009	<0.002			<0.002	
12/29/2009			<0.002		<0.002
12/30/2009		<0.002			
6/22/2010	<0.002	<0.002	<0.002	<0.002	<0.002
1/4/2011		<0.002	<0.002	<0.002	<0.002
1/5/2011	0.014 (o)				
7/9/2011	<0.002		<0.002	<0.002	
7/10/2011		<0.002			<0.002
1/20/2012	<0.002				
1/21/2012		<0.002	<0.002	<0.002	<0.002
7/11/2012	<0.002	<0.002	<0.002	<0.002	<0.002
1/19/2013	<0.002		<0.002		
1/20/2013		<0.002		<0.002	<0.002
7/18/2013	<0.002		<0.002		
7/19/2013		<0.002		<0.002	<0.002
1/15/2014	<0.002		<0.002	<0.002	
1/16/2014		<0.002			<0.002
7/10/2014		<0.002	<0.002		<0.002
7/11/2014	<0.002			<0.002	
1/15/2015	<0.002		<0.002		
1/16/2015		<0.002		<0.002	<0.002
6/19/2015	<0.002		<0.002		
6/20/2015		<0.002		<0.002	<0.002
1/14/2016		<0.002	0.00084 (J)		
1/16/2016	<0.002			<0.002	<0.002
6/14/2016	<0.002	<0.002	0.0021 (J)		
6/15/2016				<0.002	
6/16/2016					<0.002
1/10/2017	<0.002	<0.002			
1/11/2017			<0.002		
1/12/2017				<0.002	<0.002
7/18/2017	<0.002	<0.002	<0.002		
7/19/2017				<0.002	
7/24/2017					<0.002
1/10/2018	<0.002	<0.002	<0.002		
1/11/2018				<0.002	<0.002
7/11/2018	<0.002	<0.002	<0.002		
7/12/2018				<0.002	<0.002

ND substitution: RL or RL/2 if <15% NDs.

Time Series

Constituent: Copper (mg/L) Analysis Run 3/11/2024 5:03 PM

Plant McIntosh Client: Southern Company Data: McIntosh LF4 CCR

	GWA-3 (bg)	GWA-4A (bg)	GWA-5 (bg)	GWC-1	GWC-10
1/29/2019	<0.002	<0.002	<0.002		
1/30/2019				<0.002	<0.002
3/26/2019		0.0021	<0.002		
3/27/2019	<0.002			<0.002	<0.002
9/10/2019		0.0016 (J)	<0.002		
9/11/2019	0.00092 (J)			0.001 (J)	<0.002
3/31/2020		0.0051	<0.002		
4/1/2020	<0.002			<0.002	<0.002
9/15/2020	0.00095 (J)		<0.002	<0.002	<0.002
9/16/2020		0.00079 (J)			
3/16/2021	<0.002			<0.002	<0.002
3/17/2021		0.0012 (J)	<0.002		
8/17/2021	<0.002				
8/18/2021				<0.002	<0.002
8/19/2021		0.00087 (J)	<0.002		
2/22/2022	<0.002		<0.002		
2/23/2022		0.0012 (J)		<0.002	<0.002
8/2/2022	<0.002		<0.002		
8/3/2022		<0.002		<0.002	<0.002
2/7/2023	<0.002	<0.002	<0.002	<0.002	
2/8/2023					<0.002
8/1/2023		<0.002	<0.002		
8/2/2023	<0.002			<0.002	<0.002
2/6/2024	<0.002	<0.002	<0.002		
2/7/2024				<0.002	<0.002

ND substitution: RL or RL/2 if <15% NDs.

Time Series

Constituent: Copper (mg/L) Analysis Run 3/11/2024 5:03 PM

Plant McIntosh Client: Southern Company Data: McIntosh LF4 CCR

	GWC-11	GWC-12	GWC-17 (bg)	GWC-18 (bg)	GWC-19
8/25/2004	<0.002	<0.002			
9/11/2004	<0.002	<0.002			
9/26/2004	<0.002	<0.002			
10/13/2004	<0.002	<0.002			
7/11/2005	<0.002	<0.002			
12/7/2005	<0.002	<0.002			
6/22/2006	<0.002	<0.002			
11/28/2006	0.0027	<0.002			
7/6/2007	<0.002	<0.002			
12/13/2007	<0.002	<0.002			
6/20/2008	<0.002	<0.002			
12/7/2008	<0.002	<0.002			
7/10/2009	<0.002	<0.002			
12/28/2009		<0.002			
12/29/2009	<0.002				
6/22/2010	<0.002	<0.002			
1/4/2011		<0.002			
1/5/2011	<0.002				
7/9/2011	<0.002	<0.002			
1/20/2012		<0.002			
1/21/2012	<0.002				
7/11/2012	<0.002	<0.002			
1/19/2013	<0.002	<0.002			
7/18/2013		<0.002			
7/19/2013	<0.002				
1/15/2014	<0.002	<0.002			
7/11/2014	0.0014 (J)	<0.002			
1/15/2015		<0.002			
1/16/2015	<0.002				
6/19/2015		<0.002			
6/20/2015	<0.002				
12/8/2015			0.0021 (J)	<0.002	<0.002
12/14/2015			0.0018 (J)	0.00096 (J)	
12/15/2015					<0.002
12/28/2015			<0.002	<0.002	<0.002
1/13/2016			<0.002		
1/14/2016	<0.002			<0.002	<0.002
1/16/2016		<0.002			
1/26/2016			<0.002	<0.002	<0.002
6/15/2016	<0.002	<0.002	<0.002		
6/16/2016				0.00068 (J)	0.00024 (J)
1/11/2017			<0.002	<0.002	
1/12/2017	<0.002	<0.002			
1/16/2017					<0.002
7/19/2017			<0.002		
7/20/2017		<0.002			
7/24/2017	<0.002				
7/25/2017				<0.002	<0.002
1/11/2018	<0.002	<0.002	<0.002		
1/12/2018				<0.002	<0.002
7/11/2018			<0.002	<0.002	<0.002
7/12/2018	<0.002	<0.002			

ND substitution: RL or RL/2 if <15% NDs.

Time Series

Constituent: Copper (mg/L) Analysis Run 3/11/2024 5:03 PM

Plant McIntosh Client: Southern Company Data: McIntosh LF4 CCR

	GWC-11	GWC-12	GWC-17 (bg)	GWC-18 (bg)	GWC-19
1/29/2019			<0.002		<0.002
1/30/2019	<0.002	<0.002		0.0021 (J)	
3/27/2019	<0.002	<0.002	<0.002	<0.002	<0.002
9/11/2019	<0.002	0.00069 (J)	0.0012 (J)	0.0011 (J)	0.00085 (J)
4/1/2020		<0.002	<0.002	<0.002	<0.002
4/2/2020	0.0013 (J)				
9/15/2020	<0.002		<0.002	<0.002	
9/16/2020		<0.002			<0.002
3/16/2021		<0.002	<0.002		<0.002
3/17/2021	0.0019 (J)			0.001 (J)	
8/18/2021	<0.002	0.00096 (J)			
8/19/2021			<0.002	0.00089 (J)	<0.002
2/22/2022			<0.002		
2/23/2022	<0.002	<0.002		<0.002	<0.002
8/2/2022	<0.002		<0.002	<0.002	
8/3/2022		<0.002			<0.002
2/7/2023		<0.002		<0.002	
2/8/2023	<0.002		<0.002		<0.002
8/2/2023	<0.002	<0.002	<0.002	0.0013 (J)	<0.002
2/6/2024			<0.002		
2/7/2024	<0.002			<0.002	<0.002
2/8/2024		<0.002			

ND substitution: RL or RL/2 if <15% NDs.

Time Series

Constituent: Copper (mg/L) Analysis Run 3/11/2024 5:03 PM

Plant McIntosh Client: Southern Company Data: McIntosh LF4 CCR

	GWC-20	GWC-21	GWC-23	GWC-9
8/25/2004				<0.002
9/11/2004				<0.002
9/26/2004				0.0021
10/13/2004				<0.002
7/11/2005				<0.002
12/7/2005				<0.002
6/22/2006				<0.002
11/28/2006				<0.002
7/6/2007				<0.002
12/13/2007				<0.002
6/20/2008				<0.002
12/7/2008				<0.002
7/9/2009				<0.002
12/29/2009				<0.002
6/22/2010				<0.002
1/5/2011				<0.002
7/9/2011				<0.002
1/21/2012				<0.002
7/11/2012				<0.002
1/19/2013				<0.002
7/18/2013				<0.002
1/15/2014				<0.002
7/10/2014				<0.002
1/16/2015				<0.002
6/20/2015				<0.002
12/9/2015	<0.002	<0.002		
12/14/2015	<0.002	<0.002		
12/29/2015	<0.002	0.00082 (J)		
1/14/2016	<0.002	0.0064 (o)		<0.002
1/25/2016	<0.002	<0.002		
6/15/2016				<0.002
6/16/2016	0.00032 (J)	0.00042 (J)	0.0011 (J)	
1/12/2017		<0.002		
1/13/2017	<0.002			<0.002
1/17/2017			<0.002	
7/24/2017				<0.002
7/25/2017	<0.002	<0.002	<0.002	
1/11/2018		<0.002		
1/12/2018	<0.002		<0.002	<0.002
7/11/2018	<0.002	<0.002		
7/12/2018			<0.002	<0.002
1/29/2019	<0.002			
1/30/2019		<0.002	<0.002	0.002 (J)
3/27/2019	<0.002	<0.002	<0.002	<0.002
9/11/2019	0.0012 (J)	0.00066 (J)	0.00092 (J)	0.00092 (J)
4/1/2020	<0.002	<0.002	<0.002	<0.002
9/15/2020	<0.002	<0.002	<0.002	
9/16/2020				<0.002
3/16/2021	<0.002			
3/17/2021		<0.002	<0.002	<0.002
8/19/2021	<0.002	<0.002	0.0013 (J)	<0.002
2/22/2022	<0.002			

ND substitution: RL or RL/2 if <15% NDs.

Time Series

Constituent: Copper (mg/L) Analysis Run 3/11/2024 5:03 PM

Plant McIntosh Client: Southern Company Data: McIntosh LF4 CCR

	GWC-20	GWC-21	GWC-23	GWC-9
2/23/2022		<0.002	<0.002	<0.002
8/3/2022	<0.002			<0.002
8/4/2022		<0.002	<0.002	
2/8/2023	<0.002	<0.002	<0.002	<0.002
8/2/2023	<0.002			<0.002
8/3/2023		<0.002	<0.002	
2/7/2024	<0.002	<0.002	<0.002	<0.002

ND substitution: RL or RL/2 if <15% NDs.

Time Series

Constituent: Fluoride (mg/L) Analysis Run 3/11/2024 5:03 PM

Plant McIntosh Client: Southern Company Data: McIntosh LF4 CCR

	GWA-13 (bg)	GWA-14 (bg)	GWA-15 (bg)	GWA-16 (bg)	GWA-2 (bg)
4/19/2016					0.03 (J)
4/20/2016	0.018 (J)	0.021 (J)		0.022 (J)	
4/21/2016			0.019 (J)		
6/14/2016	<0.1	<0.1			0.02 (J)
6/15/2016			<0.1	<0.1	
8/9/2016	<0.1	<0.1	<0.1	<0.1	<0.1
9/26/2016					<0.1
9/27/2016	<0.1	<0.1	<0.1	<0.1	
11/15/2016	<0.1	<0.1	<0.1	<0.1	<0.1
1/10/2017					<0.1
1/11/2017		<0.1	<0.1	<0.1	
1/12/2017	<0.1				
2/28/2017	<0.1	<0.1	<0.1		<0.1
3/1/2017				<0.1	
4/19/2017					<0.1
4/20/2017	<0.1	<0.1	<0.1	<0.1	
10/10/2017					<0.1
10/11/2017	<0.1	<0.1	<0.1	<0.1	
1/10/2018	<0.1				<0.1
1/11/2018		<0.1	<0.1	<0.1	
7/11/2018	<0.1	<0.1	<0.1	<0.1	<0.1
1/29/2019	<0.1	<0.1	<0.1	<0.1	<0.1
3/26/2019	<0.1	<0.1	<0.1	<0.1	
3/27/2019					<0.1
9/10/2019	0.034 (J)	0.032 (J)		0.035 (J)	
9/11/2019			0.032 (J)		0.037 (J)
3/31/2020	0.046 (J)				
4/1/2020		0.048 (J)	0.05 (J)	<0.1	<0.1
9/15/2020	<0.1	<0.1	<0.1	<0.1	0.029 (J)
3/16/2021	<0.1	<0.1		<0.1	0.033 (J)
3/17/2021			<0.1		
8/17/2021		0.045 (J)		0.072 (J)	0.073 (J)
8/18/2021	<0.1				
8/19/2021			0.035 (J)		
2/22/2022	<0.1	<0.1	<0.1	<0.1	<0.1
8/2/2022	<0.1	<0.1	<0.1	<0.1	<0.1
2/6/2023	<0.1				
2/7/2023		<0.1	<0.1	<0.1	0.048 (J)
8/1/2023	<0.1		<0.1	<0.1	0.04 (J)
8/2/2023		<0.1			
2/6/2024	0.041 (J)	<0.1	<0.1	<0.1	0.083 (J)

ND substitution: RL or RL/2 if <15% NDs.

Time Series

Constituent: Fluoride (mg/L) Analysis Run 3/11/2024 5:03 PM

Plant McIntosh Client: Southern Company Data: McIntosh LF4 CCR

	GWA-3 (bg)	GWA-4A (bg)	GWA-5 (bg)	GWC-1	GWC-10
4/19/2016	0.022 (J)				
4/20/2016		0.028 (J)	0.032 (J)	0.04 (J)	
4/21/2016					0.217 (J)
6/14/2016	<0.1	<0.1	<0.1		
6/15/2016				<0.1	
6/16/2016					0.13 (J)
8/9/2016	<0.1		<0.1		
8/10/2016				<0.1	0.21
8/11/2016		<0.1			
9/27/2016	<0.1	<0.1	<0.1	<0.1	0.17 (J)
11/14/2016	<0.1	<0.1			
11/15/2016			<0.1	<0.1	0.22
1/10/2017	<0.1	<0.1			
1/11/2017			<0.1		
1/12/2017				<0.1	0.12 (J)
2/28/2017	<0.1	<0.1	<0.1		
3/1/2017				<0.1	<0.25
4/19/2017	<0.1				
4/20/2017		<0.1	<0.1	<0.1	
4/24/2017					0.18 (J)
10/10/2017		<0.1			
10/11/2017	<0.1		<0.1	<0.1	
10/12/2017					0.18 (J)
1/10/2018	<0.1	<0.1	<0.1		
1/11/2018				<0.1	0.15 (J)
7/11/2018	<0.1	<0.1	<0.1		
7/12/2018				<0.1	0.13 (J)
1/29/2019	<0.1	<0.1	<0.1		
1/30/2019				<0.1	0.23 (J)
3/26/2019		<0.1	0.028		
3/27/2019	<0.1			0.029	0.12
9/10/2019		0.044 (J)	0.037 (J)		
9/11/2019	0.033 (J)			0.036 (J)	0.1
3/31/2020		0.043 (J)	0.061 (J)		
4/1/2020	<0.1			<0.1	0.26
9/15/2020	<0.1		<0.1	<0.1	0.11
9/16/2020		<0.1			
3/16/2021	<0.1			<0.1	0.18
3/17/2021		<0.1	0.026 (J)		
8/17/2021	0.043 (J)				
8/18/2021				<0.1	0.081 (J)
8/19/2021		<0.1	0.035 (J)		
2/22/2022	<0.1		<0.1		
2/23/2022		<0.1		<0.1	0.13
8/2/2022	<0.1		<0.1		
8/3/2022		<0.1		<0.1	0.098 (J)
2/7/2023	<0.1	<0.1	<0.1	<0.1	
2/8/2023					0.1
8/1/2023		<0.1	<0.1		
8/2/2023	<0.1			<0.1	0.13
2/6/2024	0.046 (J)	0.042 (J)	0.04 (J)		
2/7/2024				0.042 (J)	0.13

ND substitution: RL or RL/2 if <15% NDs.

Time Series

Constituent: Fluoride (mg/L) Analysis Run 3/11/2024 5:03 PM

Plant McIntosh Client: Southern Company Data: McIntosh LF4 CCR

	GWC-11	GWC-12	GWC-17 (bg)	GWC-18 (bg)	GWC-19
4/19/2016				0.706	0.122 (J)
4/20/2016	0.383	0.026 (J)	0.147 (J)		
6/15/2016	0.28 (J)	<0.1	0.1 (J)		
6/16/2016				0.56	0.08 (J)
8/9/2016			0.16 (J)		
8/10/2016	0.42	<0.1			0.14 (J)
8/11/2016				0.74	
9/27/2016	0.39	<0.1	0.14 (J)		
9/28/2016				0.7	0.11 (J)
11/15/2016	0.43	<0.1	0.16 (J)		0.13 (J)
11/16/2016				0.71	
1/11/2017			0.16 (J)	0.51	
1/12/2017	0.41	<0.1			
1/16/2017					0.11 (J)
3/1/2017	<0.39	<0.1	<0.22	0.61	<0.18
4/20/2017		<0.1	0.12 (J)		
4/24/2017	0.37				
4/25/2017				0.65	0.087 (J)
10/11/2017	0.39		0.11 (J)		
10/12/2017		<0.1		0.6	0.087 (J)
12/13/2017	0.48			0.61	
1/11/2018	0.31	<0.1	0.12 (J)		
1/12/2018				0.55	0.083 (J)
7/11/2018			0.13 (J)	0.59	0.091 (J)
7/12/2018	0.25	<0.1			
1/29/2019			0.13 (J)		0.074 (J)
1/30/2019	0.35	<0.1		0.65	
3/27/2019	0.24	<0.1	0.1	0.49	0.072
9/11/2019	0.26	0.036 (J)	0.099 (J)	0.47	0.08 (J)
4/1/2020		<0.1	0.15	0.59	0.11
4/2/2020	0.26				
9/15/2020	0.21		0.099 (J)	0.49	
9/16/2020		<0.1			0.076 (J)
3/16/2021		<0.1	0.13		0.092 (J)
3/17/2021	0.28			0.54	
8/18/2021	0.35	<0.1			
8/19/2021			0.15	0.62	0.11
2/22/2022			0.062 (J)		
2/23/2022	0.36	0.043 (J)		0.66	0.11
8/2/2022	0.28		0.12	0.54	
8/3/2022		<0.1			0.096 (J)
2/7/2023		<0.1		0.53	
2/8/2023	0.31		0.13		0.1
8/2/2023	0.3	<0.1	0.17	0.54	0.13
2/6/2024			0.15		
2/7/2024	0.31			0.53	0.11
2/8/2024		<0.1			

ND substitution: RL or RL/2 if <15% NDs.

Time Series

Constituent: Fluoride (mg/L) Analysis Run 3/11/2024 5:03 PM

Plant McIntosh Client: Southern Company Data: McIntosh LF4 CCR

	GWC-20	GWC-21	GWC-23	GWC-9
4/19/2016				0.02 (J)
4/21/2016	0.06 (J)	0.022 (J)		
6/15/2016				<0.1
6/16/2016	<0.2	<0.1	0.04 (J)	
8/10/2016	<0.2	<0.1	<0.1	<0.1
9/27/2016	<0.2	<0.1		<0.1
9/28/2016			0.097 (J)	
11/15/2016	<0.2	<0.1		<0.1
11/16/2016			0.092 (J)	
1/12/2017		<0.1		
1/13/2017	0.083 (J)			<0.1
1/17/2017			<0.1	
3/1/2017	<0.2	<0.1		<0.1
3/2/2017			<0.1	
4/24/2017		<0.1		<0.1
4/25/2017	<0.2		<0.1	
7/13/2017			<0.1	
10/12/2017	<0.2	<0.1	<0.1	<0.1
1/11/2018		<0.1		
1/12/2018	<0.2		<0.1	<0.1
7/11/2018	<0.2	<0.1		
7/12/2018			<0.1	<0.1
1/29/2019	0.031 (J)			
1/30/2019		<0.1	<0.1	<0.1
3/27/2019	0.034	<0.1	0.027	<0.1
9/11/2019	0.045 (J)	0.032 (J)	0.041 (J)	0.034 (J)
4/1/2020	0.082 (J)	0.04 (J)	0.05 (J)	0.051 (J)
9/15/2020	0.032 (J)	<0.1	0.028 (J)	
9/16/2020				<0.1
3/16/2021	0.04 (J)			
3/17/2021		<0.1	<0.1	0.035 (J)
8/19/2021	0.044 (J)	<0.1	<0.1	0.064 (J)
2/22/2022	0.033 (J)			
2/23/2022		0.037 (J)	0.03 (J)	0.049 (J)
8/3/2022	0.052 (J)			0.059 (J)
8/4/2022		<0.1	<0.1	
2/8/2023	0.052 (J)	<0.1	<0.1	0.061 (J)
8/2/2023	0.05 (J)			0.086 (J)
8/3/2023		<0.1	0.063 (J)	
2/7/2024	0.056 (J)	<0.1	<0.1	0.073 (J)

ND substitution: RL or RL/2 if <15% NDs.

Time Series

Constituent: Lead (mg/L) Analysis Run 3/11/2024 5:03 PM

Plant McIntosh Client: Southern Company Data: McIntosh LF4 CCR

	GWA-13 (bg)	GWA-14 (bg)	GWA-15 (bg)	GWA-16 (bg)	GWA-2 (bg)
8/25/2004					<0.001
9/11/2004					<0.001
9/26/2004					<0.001
10/13/2004					<0.001
7/11/2005					<0.001
12/7/2005					<0.001
6/22/2006					<0.001
11/28/2006					<0.001
7/6/2007					<0.001
12/13/2007					<0.001
6/20/2008					<0.001
12/7/2008					<0.001
7/9/2009					<0.001
12/28/2009					<0.001
6/22/2010					<0.001
1/4/2011					<0.001
7/9/2011					<0.001
1/21/2012					<0.001
7/11/2012					<0.001
1/20/2013					<0.001
7/19/2013					<0.001
1/15/2014					<0.001
7/11/2014					<0.001
1/16/2015					<0.001
6/20/2015					<0.001
12/7/2015	<0.001	<0.001	<0.001	<0.001	
12/14/2015				<0.001	
12/15/2015	<0.001	<0.001	<0.001		
12/28/2015			<0.001	<0.001	
12/29/2015	<0.001	<0.001			
1/13/2016	<0.001	<0.001	<0.001	<0.001	
1/16/2016					<0.001
1/25/2016	<0.001	<0.001	<0.001	<0.001	
4/19/2016					<0.001
4/20/2016	<0.001	<0.001		<0.001	
4/21/2016			<0.001		
6/14/2016	<0.001	<0.001			<0.001
6/15/2016			<0.001	<0.001	
8/9/2016	<0.001	<0.001	<0.001	<0.001	<0.001
9/26/2016					<0.001
9/27/2016	<0.001	<0.001	<0.001	<0.001	
11/15/2016	<0.001	<0.001	<0.001	<0.001	<0.001
1/10/2017					<0.001
1/11/2017		<0.001	<0.001	<0.001	
1/12/2017	<0.001				
2/28/2017	<0.001	<0.001	<0.001		<0.001
3/1/2017				<0.001	
4/19/2017					<0.001
4/20/2017	<0.001	<0.001	<0.001	<0.001	
7/17/2017					<0.001
7/18/2017	<0.001				
7/19/2017		<0.001	<0.001	<0.001	

ND substitution: RL or RL/2 if <15% NDs.

Time Series

Constituent: Lead (mg/L) Analysis Run 3/11/2024 5:03 PM

Plant McIntosh Client: Southern Company Data: McIntosh LF4 CCR

	GWA-13 (bg)	GWA-14 (bg)	GWA-15 (bg)	GWA-16 (bg)	GWA-2 (bg)
1/10/2018	<0.001				<0.001
1/11/2018		<0.001	<0.001	<0.001	
7/11/2018	<0.001	<0.001	<0.001	<0.001	<0.001
1/29/2019	<0.001	<0.001	<0.001	<0.001	<0.001
3/26/2019	<0.001	<0.001	<0.001	<0.001	
3/27/2019					<0.001
9/10/2019	0.00058 (J)	0.00013 (J)		0.00013 (J)	
9/11/2019			<0.001		<0.001
3/31/2020	<0.001				
4/1/2020		<0.001	<0.001	<0.001	<0.001
9/15/2020	<0.001	<0.001	<0.001	0.00024 (J)	<0.001
3/16/2021	<0.001	<0.001		<0.001	<0.001
3/17/2021			<0.001		
8/17/2021		0.00021 (J)		<0.001	0.00081 (J)
8/18/2021	<0.001				
8/19/2021			<0.001		
2/22/2022	<0.001	<0.001	<0.001	<0.001	0.0054
8/2/2022	<0.001	<0.001	<0.001	<0.001	0.00043 (J)
2/6/2023	<0.001				
2/7/2023		<0.001	<0.001	<0.001	0.0015
8/1/2023	<0.001		<0.001	<0.001	0.00088 (J)
8/2/2023		<0.001			
2/6/2024	<0.001	<0.001	<0.001	0.00024 (J)	0.0022

Time Series

Constituent: Lead (mg/L) Analysis Run 3/11/2024 5:03 PM

Plant McIntosh Client: Southern Company Data: McIntosh LF4 CCR

	GWA-3 (bg)	GWA-4A (bg)	GWA-5 (bg)	GWC-1	GWC-10
8/25/2004	<0.001	<0.001	<0.001	<0.001	<0.001
9/11/2004	<0.001	<0.001	<0.001	<0.001	<0.001
9/26/2004	<0.001	<0.001	<0.001	<0.001	<0.001
10/13/2004	<0.001	<0.001	<0.001		<0.001
7/11/2005	<0.001	<0.001	<0.001	<0.001	<0.001
12/7/2005	<0.001	<0.001	<0.001	<0.001	<0.001
6/22/2006	<0.001	<0.001	<0.001	<0.001	<0.001
11/28/2006	<0.001	<0.001	<0.001	<0.001	<0.001
7/6/2007	<0.001	<0.001	<0.001	<0.001	<0.001
12/13/2007	<0.001	<0.001	<0.001	<0.001	<0.001
6/20/2008	<0.001	<0.001	<0.001	<0.001	<0.001
12/7/2008	<0.001	<0.001	<0.001	<0.001	<0.001
7/9/2009	<0.001	<0.001	<0.001	<0.001	
7/10/2009					<0.001
12/28/2009	<0.001			<0.001	
12/29/2009			<0.001		<0.001
12/30/2009		<0.001			
6/22/2010	<0.001	<0.001	<0.001	<0.001	<0.001
1/4/2011		<0.001	<0.001	<0.001	<0.001
1/5/2011	0.014 (o)				
7/9/2011	<0.001		<0.001	<0.001	
7/10/2011		<0.001			<0.001
1/20/2012	<0.001				
1/21/2012		<0.001	<0.001	<0.001	<0.001
7/11/2012	<0.001	<0.001	<0.001	<0.001	<0.001
1/19/2013	<0.001		<0.001		
1/20/2013		<0.001		<0.001	<0.001
7/18/2013	<0.001		<0.001		
7/19/2013		<0.001		<0.001	<0.001
1/15/2014	<0.001		<0.001	<0.001	
1/16/2014		<0.001			<0.001
7/10/2014		<0.001	<0.001		<0.001
7/11/2014	<0.001			<0.001	
1/15/2015	<0.001		<0.001		
1/16/2015		<0.001		<0.001	<0.001
6/19/2015	<0.001		<0.001		
6/20/2015		<0.001		<0.001	<0.001
1/14/2016		<0.001	<0.001		
1/16/2016	<0.001			<0.001	<0.001
4/19/2016	<0.001				
4/20/2016		<0.001	<0.001	<0.001	
4/21/2016					<0.001
6/14/2016	<0.001	<0.001	0.00019 (J)		
6/15/2016				<0.001	
6/16/2016					<0.001
8/9/2016	<0.001		<0.001		
8/10/2016				<0.001	<0.001
8/11/2016		<0.001			
9/27/2016	<0.001	<0.001	<0.001	<0.001	<0.001
11/14/2016	<0.001	<0.001			
11/15/2016			<0.001	<0.001	<0.001
1/10/2017	<0.001	<0.001			

ND substitution: RL or RL/2 if <15% NDs.

Time Series

Constituent: Lead (mg/L) Analysis Run 3/11/2024 5:03 PM

Plant McIntosh Client: Southern Company Data: McIntosh LF4 CCR

	GWA-3 (bg)	GWA-4A (bg)	GWA-5 (bg)	GWC-1	GWC-10
1/11/2017			<0.001		
1/12/2017				<0.001	<0.001
1/19/2017			0.001 (J)		
1/23/2017				<0.001	
1/24/2017			<0.001		
2/28/2017	<0.001	<0.001	<0.001		
3/1/2017				<0.001	<0.001
4/19/2017	<0.001				
4/20/2017		<0.001	0.00041 (J)	<0.001	
4/24/2017					<0.001
7/18/2017	<0.001	<0.001	<0.001		
7/19/2017				<0.001	
7/24/2017					<0.001
1/10/2018	<0.001	<0.001	<0.001		
1/11/2018				<0.001	<0.001
7/11/2018	<0.001	<0.001	<0.001		
7/12/2018				<0.001	<0.001
1/29/2019	<0.001	<0.001	<0.001		
1/30/2019				<0.001	<0.001
3/26/2019		<0.001	<0.001		
3/27/2019	<0.001			<0.001	<0.001
9/10/2019		0.00051 (J)	0.00074 (J)		
9/11/2019	<0.001			<0.001	<0.001
3/31/2020		0.00024 (J)	<0.001		
4/1/2020	<0.001			<0.001	<0.001
9/15/2020	<0.001		<0.001	<0.001	<0.001
9/16/2020		<0.001			
3/16/2021	<0.001			<0.001	<0.001
3/17/2021		<0.001	<0.001		
8/17/2021	<0.001				
8/18/2021				<0.001	<0.001
8/19/2021		<0.001	<0.001		
2/22/2022	<0.001		<0.001		
2/23/2022		0.00019 (J)		<0.001	<0.001
8/2/2022	0.015		<0.001		
8/3/2022		0.0037		<0.001	<0.001
2/7/2023	<0.001	<0.001	<0.001	<0.001	
2/8/2023					<0.001
8/1/2023		<0.001	<0.001		
8/2/2023	<0.001			<0.001	<0.001
2/6/2024	<0.001	<0.001	<0.001		
2/7/2024				<0.001	<0.001

ND substitution: RL or RL/2 if <15% NDs.

Time Series

Constituent: Lead (mg/L) Analysis Run 3/11/2024 5:03 PM

Plant McIntosh Client: Southern Company Data: McIntosh LF4 CCR

	GWC-11	GWC-12	GWC-17 (bg)	GWC-18 (bg)	GWC-19
8/25/2004	<0.001	<0.001			
9/11/2004	<0.001	<0.001			
9/26/2004	<0.001	<0.001			
10/13/2004	<0.001	<0.001			
7/11/2005	<0.001	<0.001			
12/7/2005	<0.001	<0.001			
6/22/2006	<0.001	<0.001			
11/28/2006	<0.001	<0.001			
7/6/2007	<0.001	<0.001			
12/13/2007	<0.001	<0.001			
6/20/2008	<0.001	<0.001			
12/7/2008	<0.001	<0.001			
7/10/2009	<0.001	<0.001			
12/28/2009		<0.001			
12/29/2009	<0.001				
6/22/2010	<0.001	<0.001			
1/4/2011		<0.001			
1/5/2011	<0.001				
7/9/2011	<0.001	<0.001			
1/20/2012		<0.001			
1/21/2012	<0.001				
7/11/2012	<0.001	<0.001			
1/19/2013	<0.001	<0.001			
7/18/2013		<0.001			
7/19/2013	<0.001				
1/15/2014	<0.001	<0.001			
7/11/2014	<0.001	<0.001			
1/15/2015		<0.001			
1/16/2015	<0.001				
6/19/2015		<0.001			
6/20/2015	<0.001				
12/8/2015			<0.001	<0.001	<0.001
12/14/2015			<0.001	<0.001	
12/15/2015					<0.001
12/28/2015			<0.001	<0.001	<0.001
1/13/2016			<0.001		
1/14/2016	<0.001			<0.001	<0.001
1/16/2016		<0.001			
1/26/2016			<0.001	<0.001	<0.001
4/19/2016				<0.001	<0.001
4/20/2016	<0.001	<0.001	<0.001		
6/15/2016	0.0002 (J)	<0.001	<0.001		
6/16/2016				0.00015 (J)	<0.001
8/9/2016			<0.001		
8/10/2016	<0.001	<0.001			<0.001
8/11/2016				<0.001	
9/27/2016	<0.001	<0.001	<0.001		
9/28/2016				<0.001	<0.001
11/15/2016	<0.001	<0.001	<0.001		<0.001
11/16/2016				<0.001	
1/11/2017			<0.001	<0.001	
1/12/2017	<0.001	<0.001			

ND substitution: RL or RL/2 if <15% NDs.

Time Series

Constituent: Lead (mg/L) Analysis Run 3/11/2024 5:03 PM

Plant McIntosh Client: Southern Company Data: McIntosh LF4 CCR

	GWC-11	GWC-12	GWC-17 (bg)	GWC-18 (bg)	GWC-19
1/16/2017					<0.001
3/1/2017	<0.001	<0.001	<0.001	<0.001	<0.001
4/20/2017		<0.001	<0.001		
4/24/2017	0.00037 (J)				
4/25/2017				<0.001	<0.001
7/19/2017			<0.001		
7/20/2017		<0.001			
7/24/2017	<0.001				
7/25/2017				<0.001	<0.001
1/11/2018	<0.001	<0.001	<0.001		
1/12/2018				<0.001	<0.001
7/11/2018			<0.001	<0.001	<0.001
7/12/2018	<0.001	<0.001			
1/29/2019			<0.001		<0.001
1/30/2019	<0.001	<0.001		0.00067 (J)	
3/27/2019	<0.001	<0.001	<0.001	<0.001	<0.001
9/11/2019	<0.001	<0.001	<0.001	0.00017 (J)	<0.001
4/1/2020		<0.001	<0.001	<0.001	<0.001
4/2/2020	0.00025 (J)				
9/15/2020	<0.001		<0.001	<0.001	
9/16/2020		<0.001			<0.001
3/16/2021		<0.001	<0.001		<0.001
3/17/2021	0.00031 (J)			0.00015 (J)	
8/18/2021	<0.001	<0.001			
8/19/2021			<0.001	0.00037 (J)	<0.001
2/22/2022			<0.001		
2/23/2022	0.00017 (J)	<0.001		0.00026 (J)	<0.001
8/2/2022	<0.001		<0.001	0.00029 (J)	
8/3/2022		<0.001			<0.001
2/7/2023		<0.001		0.00035 (J)	
2/8/2023	<0.001		<0.001		<0.001
8/2/2023	<0.001	<0.001	<0.001	<0.001	<0.001
2/6/2024			<0.001		
2/7/2024	<0.001			<0.001	<0.001
2/8/2024		<0.001			

ND substitution: RL or RL/2 if <15% NDs.

Time Series

Constituent: Lead (mg/L) Analysis Run 3/11/2024 5:03 PM

Plant McIntosh Client: Southern Company Data: McIntosh LF4 CCR

	GWC-20	GWC-21	GWC-23	GWC-9
8/25/2004				0.0056 (o)
9/11/2004				<0.001
9/26/2004				<0.001
10/13/2004				<0.001
7/11/2005				<0.001
12/7/2005				<0.001
6/22/2006				<0.001
11/28/2006				<0.001
7/6/2007				<0.001
12/13/2007				<0.001
6/20/2008				<0.001
12/7/2008				<0.001
7/9/2009				<0.001
12/29/2009				<0.001
6/22/2010				<0.001
1/5/2011				<0.001
7/9/2011				<0.001
1/21/2012				<0.001
7/11/2012				<0.001
1/19/2013				<0.001
7/18/2013				<0.001
1/15/2014				<0.001
7/10/2014				<0.001
1/16/2015				<0.001
6/20/2015				<0.001
12/9/2015	<0.001	<0.001		
12/14/2015	<0.001	<0.001		
12/29/2015	<0.001	<0.001		
1/14/2016	<0.001	<0.001		<0.001
1/25/2016	<0.001	<0.001		
4/19/2016				<0.001
4/21/2016	<0.001	<0.001		
6/15/2016				<0.001
6/16/2016	<0.001	<0.001	<0.001	
8/10/2016	<0.001	<0.001	<0.001	<0.001
9/27/2016	<0.001	0.00079 (J)		<0.001
9/28/2016			<0.001	
11/15/2016	<0.001	<0.001		<0.001
11/16/2016			<0.001	
1/12/2017		<0.001		
1/13/2017	<0.001			<0.001
1/17/2017			<0.001	
3/1/2017	<0.001	<0.001		<0.001
3/2/2017			<0.001	
4/24/2017		<0.001		<0.001
4/25/2017	<0.001		<0.001	
7/13/2017			<0.001	
7/24/2017				<0.001
7/25/2017	<0.001	<0.001	<0.001	
1/11/2018		<0.001		
1/12/2018	<0.001		<0.001	<0.001
7/11/2018	<0.001	<0.001		

ND substitution: RL or RL/2 if <15% NDs.

Time Series

Constituent: Lead (mg/L) Analysis Run 3/11/2024 5:03 PM

Plant McIntosh Client: Southern Company Data: McIntosh LF4 CCR

	GWC-20	GWC-21	GWC-23	GWC-9
7/12/2018			<0.001	<0.001
1/29/2019	<0.001			
1/30/2019		<0.001	0.00013 (J)	<0.001
3/27/2019	<0.001	<0.001	<0.001	<0.001
9/11/2019	0.00024 (J)	0.00021 (J)	0.00018 (J)	<0.001
4/1/2020	<0.001	<0.001	<0.001	<0.001
9/15/2020	<0.001	<0.001	<0.001	
9/16/2020				<0.001
3/16/2021	<0.001			
3/17/2021		<0.001	<0.001	<0.001
8/19/2021	<0.001	<0.001	<0.001	<0.001
2/22/2022	<0.001			
2/23/2022		<0.001	<0.001	<0.001
8/3/2022	<0.001			<0.001
8/4/2022		<0.001	0.00034 (J)	
2/8/2023	<0.001	<0.001	<0.001	<0.001
8/2/2023	<0.001			<0.001
8/3/2023		<0.001	<0.001	
2/7/2024	<0.001	<0.001	<0.001	<0.001

ND substitution: RL or RL/2 if <15% NDs.

Time Series

Constituent: Mercury (mg/L) Analysis Run 3/11/2024 5:03 PM

Plant McIntosh Client: Southern Company Data: McIntosh LF4 CCR

	GWA-13 (bg)	GWA-14 (bg)	GWA-15 (bg)	GWA-16 (bg)	GWA-2 (bg)
4/19/2016					<0.0002
4/20/2016	<0.0002	<0.0002		<0.0002	
4/21/2016			<0.0002		
6/14/2016	<0.0002	<0.0002			<0.0002
6/15/2016			<0.0002	<0.0002	
8/9/2016	0.00012 (J)	0.00012 (J)	0.00011 (J)	0.0001 (J)	0.00011 (J)
9/26/2016					<0.0002
9/27/2016	<0.0002	<0.0002	<0.0002	<0.0002	
11/15/2016	9.7E-05 (J)	0.00011 (J)	9.3E-05 (J)	7.2E-05 (J)	<0.0002
1/10/2017					<0.0002
1/11/2017		<0.0002	<0.0002	<0.0002	
1/12/2017	<0.0002				
2/28/2017	0.00015 (J)	7.5E-05 (J)	0.00016 (J)		0.00014 (J)
3/1/2017				<0.0002	
4/19/2017					<0.0002
4/20/2017	<0.0002	<0.0002	<0.0002	<0.0002	
7/11/2018	<0.0002	<0.0002	<0.0002	<0.0002	<0.0002

ND substitution: RL or RL/2 if <15% NDs.

Time Series

Constituent: Mercury (mg/L) Analysis Run 3/11/2024 5:03 PM

Plant McIntosh Client: Southern Company Data: McIntosh LF4 CCR

	GWA-3 (bg)	GWA-4A (bg)	GWA-5 (bg)	GWC-1	GWC-10
4/19/2016	<0.0002				
4/20/2016		<0.0002	<0.0002	<0.0002	
4/21/2016					<0.0002
6/14/2016	<0.0002	<0.0002	<0.0002		
6/15/2016				<0.0002	
6/16/2016					<0.0002
8/9/2016	0.0001 (J)		0.0001 (J)		
8/10/2016				<0.0002	0.00011 (J)
8/11/2016		<0.0002			
9/27/2016	<0.0002	<0.0002	<0.0002	<0.0002	<0.0002
11/14/2016	<0.0002	<0.0002			
11/15/2016			<0.0002	8.4E-05 (J)	0.0001 (J)
1/10/2017	<0.0002	<0.0002			
1/11/2017			<0.0002		
1/12/2017				<0.0002	<0.0002
1/19/2017			<0.0002		
1/23/2017				<0.0002	
1/24/2017			<0.0002		
2/28/2017	0.00016 (J)	0.00014 (J)	0.00012 (J)		
3/1/2017				<0.0002	<0.0002
4/19/2017	<0.0002				
4/20/2017		<0.0002	<0.0002	<0.0002	
4/24/2017					<0.0002
7/11/2018	<0.0002	<0.0002	<0.0002		
7/12/2018				<0.0002	<0.0002

ND substitution: RL or RL/2 if <15% NDs.

Time Series

Constituent: Mercury (mg/L) Analysis Run 3/11/2024 5:03 PM

Plant McIntosh Client: Southern Company Data: McIntosh LF4 CCR

	GWC-11	GWC-12	GWC-17 (bg)	GWC-18 (bg)	GWC-19
4/19/2016				<0.0002	<0.0002
4/20/2016	<0.0002	<0.0002	<0.0002		
6/15/2016	<0.0002	<0.0002	<0.0002		
6/16/2016				<0.0002	<0.0002
8/9/2016			0.00011 (J)		
8/10/2016	0.00012 (J)	0.00011 (J)			0.00011 (J)
8/11/2016				<0.0002	
9/27/2016	<0.0002	<0.0002	<0.0002		
9/28/2016				<0.0002	<0.0002
11/15/2016	9.3E-05 (J)	0.00014 (J)	<0.0002		7.8E-05 (J)
11/16/2016				<0.0002	
1/11/2017			<0.0002	<0.0002	
1/12/2017	<0.0002	<0.0002			
1/16/2017					<0.0002
3/1/2017	<0.0002	<0.0002	<0.0002	<0.0002	<0.0002
4/20/2017		<0.0002	<0.0002		
4/24/2017	<0.0002				
4/25/2017				<0.0002	<0.0002
7/11/2018			<0.0002	<0.0002	<0.0002
7/12/2018	<0.0002	<0.0002			

ND substitution: RL or RL/2 if <15% NDs.

Time Series

Constituent: Mercury (mg/L) Analysis Run 3/11/2024 5:03 PM

Plant McIntosh Client: Southern Company Data: McIntosh LF4 CCR

	GWC-20	GWC-21	GWC-23	GWC-9
4/19/2016				<0.0002
4/21/2016	<0.0002	<0.0002		
6/15/2016				<0.0002
6/16/2016	<0.0002	<0.0002	<0.0002	
8/10/2016	0.00011 (J)	0.00011 (J)	0.00013 (J)	0.00011 (J)
9/27/2016	<0.0002	<0.0002		<0.0002
9/28/2016			<0.0002	
11/15/2016	7.3E-05 (J)	0.00018 (J)		0.00013 (J)
11/16/2016			<0.0002	
1/12/2017		<0.0002		
1/13/2017	<0.0002			<0.0002
1/17/2017			<0.0002	
3/1/2017	<0.0002	<0.0002		<0.0002
3/2/2017			<0.0002	
4/24/2017		<0.0002		<0.0002
4/25/2017	<0.0002		<0.0002	
7/13/2017			<0.0002	
7/11/2018	<0.0002	0.00077		
7/12/2018			<0.0002	<0.0002

ND substitution: RL or RL/2 if <15% NDs.

Time Series

Constituent: Nickel (mg/L) Analysis Run 3/11/2024 5:03 PM

Plant McIntosh Client: Southern Company Data: McIntosh LF4 CCR

	GWA-13 (bg)	GWA-14 (bg)	GWA-15 (bg)	GWA-16 (bg)	GWA-2 (bg)
8/25/2004					<0.0025
9/11/2004					<0.0025
9/26/2004					<0.0025
10/13/2004					<0.0025
7/11/2005					<0.0025
12/7/2005					<0.0025
6/22/2006					<0.0025
11/28/2006					<0.0025
7/6/2007					<0.0025
12/13/2007					<0.0025
6/20/2008					<0.0025
12/7/2008					<0.0025
7/9/2009					0.0043
12/28/2009					<0.0025
6/22/2010					<0.0025
1/4/2011					<0.0025
7/9/2011					<0.0025
1/21/2012					<0.0025
7/11/2012					<0.0025
1/20/2013					<0.0025
7/19/2013					<0.0025
1/15/2014					0.0016 (J)
7/11/2014					<0.0025
1/16/2015					<0.0025
6/20/2015					<0.0025
12/7/2015	<0.001	<0.001	<0.001	<0.001	
12/14/2015				<0.001	
12/15/2015	<0.001	<0.001	<0.001		
12/28/2015			<0.001	<0.001	
12/29/2015	<0.001	<0.001			
1/13/2016	<0.001	<0.001	<0.001	<0.001	
1/16/2016					<0.0025
1/25/2016	<0.001	<0.001	<0.001	<0.001	
6/14/2016	<0.001	0.00052 (J)			0.0006 (J)
6/15/2016			<0.001	<0.001	
1/10/2017					<0.0025
1/11/2017		<0.001	<0.001	<0.001	
1/12/2017	<0.001				
7/17/2017					<0.0025
7/18/2017	<0.001				
7/19/2017		<0.001	<0.001	<0.001	
1/10/2018	<0.001				0.0026
1/11/2018		<0.001	<0.001	<0.001	
7/11/2018	<0.001	<0.001	<0.001	<0.001	<0.0025
1/29/2019	0.00033 (J)	0.0004 (J)	0.00046 (J)	0.0004 (J)	0.00063 (J)
3/26/2019	<0.001	<0.001	<0.001	<0.001	
3/27/2019					<0.0025
9/10/2019	0.0004 (J)	0.00056 (J)		0.00036 (J)	
9/11/2019			0.00042 (J)		0.00091 (J)
3/31/2020	<0.001				
4/1/2020		0.00043 (J)	<0.001	<0.001	0.00077 (J)
9/15/2020	0.00037 (J)	0.00075 (J)	0.00047 (J)	0.00045 (J)	0.00094 (J)

ND substitution: RL or RL/2 if <15% NDs.

Time Series

Constituent: Nickel (mg/L) Analysis Run 3/11/2024 5:03 PM

Plant McIntosh Client: Southern Company Data: McIntosh LF4 CCR

	GWA-13 (bg)	GWA-14 (bg)	GWA-15 (bg)	GWA-16 (bg)	GWA-2 (bg)
3/16/2021	<0.001	0.00045 (J)		0.00043 (J)	0.00072 (J)
3/17/2021			0.00047 (J)		
8/17/2021		0.00061 (J)		0.00052 (J)	0.00097 (J)
8/18/2021	<0.001				
8/19/2021			<0.001		
2/22/2022	<0.001	<0.001	0.00061 (J)	<0.001	0.00092 (J)
8/2/2022	<0.001	<0.001	<0.001	<0.001	0.00086 (J)
2/6/2023	<0.001				
2/7/2023		0.00061 (J)	<0.001	0.00054 (J)	0.00083 (J)
8/1/2023	0.00043 (J)		<0.001	0.00044 (J)	0.001
8/2/2023		0.00057 (J)			
2/6/2024	0.00084 (J)	<0.001	<0.001	<0.001	0.0011

ND substitution: RL or RL/2 if <15% NDs.

Time Series

Constituent: Nickel (mg/L) Analysis Run 3/11/2024 5:03 PM

Plant McIntosh Client: Southern Company Data: McIntosh LF4 CCR

	GWA-3 (bg)	GWA-4A (bg)	GWA-5 (bg)	GWC-1	GWC-10
8/25/2004	<0.001	<0.001	<0.001	<0.0025	<0.001
9/11/2004	0.03 (O)	<0.001	<0.001	<0.0025	<0.001
9/26/2004	<0.001	<0.001	<0.001	<0.0025	<0.001
10/13/2004	<0.001	<0.001	<0.001		<0.001
7/11/2005	<0.001	<0.001	<0.001	<0.0025	<0.001
12/7/2005	<0.001	<0.001	<0.001	<0.0025	<0.001
6/22/2006	<0.001	<0.001	<0.001	<0.0025	<0.001
11/28/2006	<0.001	<0.001	<0.001	<0.0025	<0.001
7/6/2007	<0.001	<0.001	<0.001	<0.0025	<0.001
12/13/2007	<0.001	<0.001	<0.001	<0.0025	<0.001
6/20/2008	<0.001	<0.001	<0.001	<0.0025	<0.001
12/7/2008	<0.001	<0.001	<0.001	<0.0025	<0.001
7/9/2009	<0.001	<0.001	<0.001	<0.0025	
7/10/2009					<0.001
12/28/2009	<0.001			<0.0025	
12/29/2009			<0.001		<0.001
12/30/2009		0.0048			
6/22/2010	<0.001	<0.001	<0.001	<0.0025	<0.001
1/4/2011		<0.001	<0.001	<0.0025	<0.001
1/5/2011	0.025 (O)				
7/9/2011	<0.001		<0.001	<0.0025	
7/10/2011		<0.001			<0.001
1/20/2012	<0.001				
1/21/2012		0.0026	<0.001	<0.0025	<0.001
7/11/2012	<0.001	0.0072	0.0031	<0.0025	<0.001
1/19/2013	<0.001		<0.001		
1/20/2013		0.0025		<0.0025	<0.001
7/18/2013	<0.001		<0.001		
7/19/2013		<0.001		<0.0025	<0.001
1/15/2014	<0.001		<0.001	0.0013 (J)	
1/16/2014		0.0031			<0.001
7/10/2014		<0.001	<0.001		<0.001
7/11/2014	<0.001			0.0013 (J)	
1/15/2015	<0.001		<0.001		
1/16/2015		0.0024 (J)		<0.0025	<0.001
6/19/2015	<0.001		<0.001		
6/20/2015		<0.001		0.0016 (J)	0.0013 (J)
1/14/2016		<0.001	<0.001		
1/16/2016	<0.001			<0.0025	<0.001
6/14/2016	<0.001	0.0013 (J)	0.00054 (J)		
6/15/2016				0.00088 (J)	
6/16/2016					<0.001
1/10/2017	<0.001	<0.001			
1/11/2017			<0.001		
1/12/2017				<0.0025	<0.001
7/18/2017	<0.001	<0.001	<0.001		
7/19/2017				<0.0025	
7/24/2017					<0.001
1/10/2018	<0.001	<0.001	<0.001		
1/11/2018				<0.0025	<0.001
7/11/2018	<0.001	0.003	<0.001		
7/12/2018				<0.0025	<0.001

ND substitution: RL or RL/2 if <15% NDs.

Time Series

Constituent: Nickel (mg/L) Analysis Run 3/11/2024 5:03 PM

Plant McIntosh Client: Southern Company Data: McIntosh LF4 CCR

	GWA-3 (bg)	GWA-4A (bg)	GWA-5 (bg)	GWC-1	GWC-10
1/29/2019	0.00034 (J)	0.0021 (J)	<0.001		
1/30/2019				<0.0025	<0.001
3/26/2019		0.0021	<0.001		
3/27/2019	<0.001			<0.0025	<0.001
9/10/2019		0.002	0.00043 (J)		
9/11/2019	0.00045 (J)			0.0013	<0.001
3/31/2020		0.0028	<0.001		
4/1/2020	<0.001			0.00099 (J)	<0.001
9/15/2020	0.00038 (J)		0.00056 (J)	0.0012	0.0013
9/16/2020		0.00096 (J)			
3/16/2021	<0.001			0.0012	0.00043 (J)
3/17/2021		0.00083 (J)	0.00041 (J)		
8/17/2021	0.00047 (J)				
8/18/2021				0.0014	<0.001
8/19/2021		0.00065 (J)	0.00043 (J)		
2/22/2022	<0.001		<0.001		
2/23/2022		<0.001		0.0012	<0.001
8/2/2022	0.00054 (J)		<0.001		
8/3/2022		0.00078 (J)		0.0013	<0.001
2/7/2023	<0.001	<0.001	0.00046 (J)	0.0012	
2/8/2023					<0.001
8/1/2023		0.00065 (J)	<0.001		
8/2/2023	0.00046 (J)			0.0014	0.0011
2/6/2024	<0.001	<0.001	<0.001		
2/7/2024				0.0016	<0.001

ND substitution: RL or RL/2 if <15% NDs.

Time Series

Constituent: Nickel (mg/L) Analysis Run 3/11/2024 5:03 PM

Plant McIntosh Client: Southern Company Data: McIntosh LF4 CCR

	GWC-11	GWC-12	GWC-17 (bg)	GWC-18 (bg)	GWC-19
8/25/2004	<0.001	<0.0025			
9/11/2004	<0.001	<0.0025			
9/26/2004	<0.001	<0.0025			
10/13/2004	<0.001	<0.0025			
7/11/2005	<0.001	<0.0025			
12/7/2005	<0.001	<0.0025			
6/22/2006	<0.001	<0.0025			
11/28/2006	<0.001	<0.0025			
7/6/2007	<0.001	<0.0025			
12/13/2007	<0.001	<0.0025			
6/20/2008	<0.001	<0.0025			
12/7/2008	<0.001	<0.0025			
7/10/2009	<0.001	<0.0025			
12/28/2009		<0.0025			
12/29/2009	<0.001				
6/22/2010	<0.001	<0.0025			
1/4/2011		<0.0025			
1/5/2011	<0.001				
7/9/2011	<0.001	<0.0025			
1/20/2012		<0.0025			
1/21/2012	<0.001				
7/11/2012	0.0049	0.0057			
1/19/2013	<0.001	<0.0025			
7/18/2013		<0.0025			
7/19/2013	<0.001				
1/15/2014	<0.001	0.0043			
7/11/2014	0.0029	0.0026			
1/15/2015		<0.0025			
1/16/2015	0.0014 (J)				
6/19/2015		<0.0025			
6/20/2015	<0.001				
12/8/2015			0.0036	<0.001	0.0022 (J)
12/14/2015			0.0035	0.0019 (J)	
12/15/2015					0.0019 (J)
12/28/2015			0.0032	0.0018 (J)	0.0017 (J)
1/13/2016			0.0029		
1/14/2016	<0.001			0.0017 (J)	0.0029
1/16/2016		<0.0025			
1/26/2016			0.0027	0.0019 (J)	0.0014 (J)
6/15/2016	0.00085 (J)	0.00068 (J)	0.0018 (J)		
6/16/2016				0.0014 (J)	0.0013 (J)
1/11/2017			0.002 (J)	<0.001	
1/12/2017	<0.001	<0.0025			
1/16/2017					0.0018 (J)
7/19/2017			0.002 (J)		
7/20/2017		<0.0025			
7/24/2017	<0.001				
7/25/2017				<0.001	0.002 (J)
1/11/2018	<0.001	<0.0025	0.0019 (J)		
1/12/2018				<0.001	0.002 (J)
7/11/2018			<0.0025	<0.001	0.0018 (J)
7/12/2018	<0.001	<0.0025			

ND substitution: RL or RL/2 if <15% NDs.

Time Series

Constituent: Nickel (mg/L) Analysis Run 3/11/2024 5:03 PM

Plant McIntosh Client: Southern Company Data: McIntosh LF4 CCR

	GWC-11	GWC-12	GWC-17 (bg)	GWC-18 (bg)	GWC-19
1/29/2019			0.0016 (J)		0.0017 (J)
1/30/2019	<0.001	<0.0025		<0.001	
3/27/2019	<0.001	<0.0025	0.0018	<0.001	<0.0025
9/11/2019	0.00042 (J)	0.001	0.0018	0.0012	0.0018
4/1/2020		0.0008 (J)	0.0016	0.00095	0.0014
4/2/2020	0.0009 (J)				
9/15/2020	0.00063 (J)		0.0016	0.00092 (J)	
9/16/2020		0.00088 (J)			0.0012
3/16/2021		0.00093 (J)	0.0015		0.0012
3/17/2021	0.00077 (J)			0.0011	
8/18/2021	0.00034 (J)	0.00097 (J)			
8/19/2021			0.0017	0.0011	0.0012
2/22/2022			0.0017		
2/23/2022	<0.001	0.0011		0.001	0.0011
8/2/2022	<0.001		0.0019	0.00086 (J)	
8/3/2022		0.0064			0.0051
2/7/2023		0.00082 (J)		0.0011	
2/8/2023	<0.001		0.0017		0.0012
8/2/2023	<0.001	0.00091 (J)	0.0018	0.00075 (J)	0.0012
2/6/2024			0.0015		
2/7/2024	<0.001			<0.001	0.0008 (J)
2/8/2024		0.0014			

ND substitution: RL or RL/2 if <15% NDs.

Time Series

Constituent: Nickel (mg/L) Analysis Run 3/11/2024 5:03 PM

Plant McIntosh Client: Southern Company Data: McIntosh LF4 CCR

	GWC-20	GWC-21	GWC-23	GWC-9
8/25/2004				<0.001
9/11/2004				<0.001
9/26/2004				<0.001
10/13/2004				<0.001
7/11/2005				<0.001
12/7/2005				<0.001
6/22/2006				<0.001
11/28/2006				<0.001
7/6/2007				<0.001
12/13/2007				<0.001
6/20/2008				0.003
12/7/2008				<0.001
7/9/2009				<0.001
12/29/2009				<0.001
6/22/2010				<0.001
1/5/2011				<0.001
7/9/2011				<0.001
1/21/2012				<0.001
7/11/2012				0.0033
1/19/2013				0.0026
7/18/2013				<0.001
1/15/2014				<0.001
7/10/2014				<0.001
1/16/2015				<0.001
6/20/2015				<0.001
12/9/2015	0.0042	<0.001		
12/14/2015	0.0067	<0.001		
12/29/2015	0.0067	<0.001		
1/14/2016	0.0039	<0.001		<0.001
1/25/2016	0.0049	<0.001		
6/15/2016				<0.001
6/16/2016	0.003 (J)	0.0012 (J)	0.0009 (J)	
1/12/2017		<0.001		
1/13/2017	<0.001			<0.001
1/17/2017			<0.0025	
7/24/2017				<0.001
7/25/2017	<0.001	<0.001	0.002 (J)	
1/11/2018		<0.001		
1/12/2018	<0.001		0.0023 (J)	<0.001
7/11/2018	<0.001	<0.001		
7/12/2018			0.0026	<0.001
1/29/2019	0.00093 (J)			
1/30/2019		<0.001	<0.0025	<0.001
3/27/2019	<0.001	<0.001	0.0018	<0.001
9/11/2019	0.0014	0.00097 (J)	0.0023	0.00065 (J)
4/1/2020	0.001	0.00067 (J)	0.0013	<0.001
9/15/2020	0.0011	0.0007 (J)	0.0013	
9/16/2020				0.00075 (J)
3/16/2021	0.00093 (J)			
3/17/2021		0.00068 (J)	0.0014	0.0006 (J)
8/19/2021	0.00092 (J)	0.00067 (J)	0.0013	0.00038 (J)
2/22/2022	0.00092 (J)			

ND substitution: RL or RL/2 if <15% NDs.

Time Series

Constituent: Nickel (mg/L) Analysis Run 3/11/2024 5:03 PM

Plant McIntosh Client: Southern Company Data: McIntosh LF4 CCR

	GWC-20	GWC-21	GWC-23	GWC-9
2/23/2022		0.00071 (J)	0.0013	0.00076 (J)
8/3/2022	0.001			0.0015
8/4/2022		0.00065 (J)	0.0016	
2/8/2023	0.00083 (J)	0.00064 (J)	0.0013	0.00084 (J)
8/2/2023	0.0018			0.00077 (J)
8/3/2023		0.00074 (J)	0.0013	
2/7/2024	<0.001	<0.001	0.00065 (J)	<0.001

ND substitution: RL or RL/2 if <15% NDs.

Time Series

Constituent: pH (S.U.) Analysis Run 3/11/2024 5:03 PM

Plant McIntosh Client: Southern Company Data: McIntosh LF4 CCR

	GWA-13 (bg)	GWA-14 (bg)	GWA-15 (bg)	GWA-16 (bg)	GWA-2 (bg)
6/20/2015					4.69
12/14/2015				5.26	
12/15/2015	5.13	5.24	5.2		
4/19/2016					4.99
4/20/2016	5.16	5.41		5.16	
4/21/2016			5.18		
6/14/2016					4.98
6/15/2016	5.35	5.74	5.47	5.04	
8/9/2016	4.89	5.41	5.01	5.07	4.72
9/26/2016					4.74
9/27/2016	5.02	5.42	5.22	5.11	
11/15/2016	5.04	5.33	5.07	5.11	4.8
1/10/2017					4.59
1/11/2017		5.32	5	5.07	
1/12/2017	5.19				
2/28/2017	4.86	5.32	5.1		4.91
3/1/2017				5.14	
4/19/2017					4.98
4/20/2017	5.01	5.31	5.12	5.05	
7/17/2017					4.61
7/18/2017	4.88				
7/19/2017		5.19	4.84	4.95	
10/17/2017	4.93	5.27	4.95	5.17	4.93
1/10/2018	4.9				4.78
1/11/2018		5.19	5.01	4.97	
7/11/2018	4.99 (D)	5.25 (D)	5.01	5.07	4.75 (D)
1/29/2019	4.82	5.25	5.18	4.83	4.91
3/26/2019	5.07	5.29	5.04	4.95	
3/27/2019					4.69
9/10/2019	5	5.18		5.12	
9/11/2019			5.28		4.77
3/31/2020	5.1				
4/1/2020		5.26	5.35	4.95	4.77
9/15/2020	5.07	5.83	4.92	5.02	4.52
3/16/2021	4.47	4.76		4.68	4.76
3/17/2021			5.41		
8/17/2021		5.12		4.95	4.62
8/18/2021	4.93				
8/19/2021			4.92		
2/22/2022	4.91	5.2	5.15	4.98	4.69
8/2/2022	4.86	5.05	4.9	4.93	4.57
2/6/2023	4.75				
2/7/2023		5.03	5.19	4.88	4.73
8/1/2023	4.53		4.58	4.47	4.37
8/2/2023		4.82			
2/6/2024	4.84	5.23	5.35	5	4.68

Time Series

Constituent: pH (S.U.) Analysis Run 3/11/2024 5:03 PM

Plant McIntosh Client: Southern Company Data: McIntosh LF4 CCR

	GWA-3 (bg)	GWA-4A (bg)	GWA-5 (bg)	GWC-1	GWC-10
6/19/2015	5.23		5.95		
6/20/2015		4.92		4.87	6.28
4/19/2016	4.92				
4/20/2016		4.9	5.85	5.43	
4/21/2016					6.21
6/14/2016	4.89	4.9	5.53		
6/15/2016				5.28	
6/16/2016					6.27
8/9/2016	4.92		5.44		
8/10/2016				5.15	6.12
8/11/2016		5.37			
9/27/2016	5.25	5.89	5.59	5.19	6.29
11/14/2016	4.96	5.94			
11/15/2016			5.58	5.2	6.12
1/10/2017	4.21	5.44			
1/11/2017			5.56		
1/12/2017				5.27	6.23
2/28/2017	4.95	5.49	5.53		
3/1/2017				5.31	6.15
4/19/2017	5.12				
4/20/2017		5.51	5.63	5.29	
4/24/2017					6.8
7/18/2017	4.89	5.26	5.51		
7/19/2017				5.03	
7/24/2017					6.19
10/17/2017	4.96	5.28	5.62	5.25	6.11
1/10/2018	4.93	5.05	5.59		
1/11/2018				5.02	6.32
7/11/2018	4.87 (D)	4.53	5.49		
7/12/2018				5.04 (D)	6.7 (D)
1/29/2019	4.98	4.66	5.39		
1/30/2019				5.21	6.2
3/26/2019		4.72	5.45		
3/27/2019	4.8			5.15	6.54
9/10/2019		4.72	5.71		
9/11/2019	5.03			4.8	6.63
3/31/2020		5.06	5.45		
4/1/2020	4.92			5	6.52
9/15/2020	4.72		5.27	4.76	6.66
9/16/2020		4.87			
3/16/2021	4.91			4.89	6.48
3/17/2021		4.9	4.8		
8/17/2021	4.82				
8/18/2021				4.89	6.32
8/19/2021		4.86	5.23		
2/22/2022	4.9		5.34		
2/23/2022		4.8		4.92	6.46
8/2/2022	4.75		5.23		
8/3/2022		4.79		4.83	6.34
2/7/2023	4.91	4.84	5.17	5.07	
2/8/2023					6.31
8/1/2023		4.53	4.89		

Time Series

Constituent: pH (S.U.) Analysis Run 3/11/2024 5:03 PM

Plant McIntosh Client: Southern Company Data: McIntosh LF4 CCR

	GWA-3 (bg)	GWA-4A (bg)	GWA-5 (bg)	GWC-1	GWC-10
8/2/2023	4.71			4.73	6.28
2/6/2024	5.02	4.83	5.33		
2/7/2024				4.96	6.46

Time Series

Constituent: pH (S.U.) Analysis Run 3/11/2024 5:03 PM

Plant McIntosh Client: Southern Company Data: McIntosh LF4 CCR

	GWC-11	GWC-12	GWC-17 (bg)	GWC-18 (bg)	GWC-19
6/19/2015		5.05			
6/20/2015	6.13				
12/14/2015			5.19	7.1	
12/15/2015					5.98
4/19/2016				6.87	5.98
4/20/2016	6.28	5.17	5.26		
6/15/2016	6.55	5.12	5.12		
6/16/2016				6.84	5.85
8/9/2016			5.09		
8/10/2016	6.22	5.12			5.79
8/11/2016				6.42	
9/27/2016	6.33	5.19	5.32		
9/28/2016				6.57	5.9
11/15/2016	6.28	5.14	5.25		5.66
11/16/2016				6.51	
1/11/2017			5.23	6.43	
1/12/2017	6.26	5.13			
1/16/2017					5.65
3/1/2017	6.41	5.05	5.25	6.48	5.62
4/20/2017		5.15	5.36		
4/24/2017	6.26				
4/25/2017				6.58	5.59
7/19/2017			5.12		
7/20/2017		5.04			
7/24/2017	6.27				
7/25/2017				6.37	5.55
10/17/2017	6.35	5.03	5.23	6.53	5.68
1/11/2018	6.15	5.13	5.28		
1/12/2018				6.47	
7/11/2018			5.23 (D)	6.18 (D)	5.6 (D)
7/12/2018	6.63 (D)	5.09 (D)			
1/29/2019			5.35		5.58
1/30/2019	6.09	5.01		5.93	
3/27/2019	6.32	4.93	5.25	6.11	5.59
9/11/2019	6.37	5.04	5.16	6.3	5.58
4/1/2020		5.05	5.3	6.15	5.67
4/2/2020	6.38				
9/15/2020	6.62		5.29	6.13	
9/16/2020		4.91			5.43
3/16/2021		4.97	4.83		5.45
3/17/2021	6.58			5.99	
8/18/2021	6.54	5.01			
8/19/2021			5.29	6.17	5.69
2/22/2022			5.29		
2/23/2022	6.28	5.1		6.2	5.63
8/2/2022	6.4		5.18	6.41	
8/3/2022		4.98			5.62
2/7/2023		5.07		6.47	
2/8/2023	6.24		5.31		5.59
8/2/2023	6.32	4.79	4.99	6.28	5.42
2/6/2024			5.19		
2/7/2024	6.04			6.31	5.6

Time Series

Constituent: pH (S.U.) Analysis Run 3/11/2024 5:03 PM

Plant McIntosh Client: Southern Company Data: McIntosh LF4 CCR

	GWC-11	GWC-12	GWC-17 (bg)	GWC-18 (bg)	GWC-19
2/8/2024		5.13			

Time Series

Constituent: pH (S.U.) Analysis Run 3/11/2024 5:03 PM

Plant McIntosh Client: Southern Company Data: McIntosh LF4 CCR

	GWC-20	GWC-21	GWC-23	GWC-9
6/20/2015				4.7
12/14/2015	5.24	5.84		
4/19/2016				4.98
4/21/2016	4.88	5.43		
6/15/2016				5.2
6/16/2016	4.85	5.23		
8/10/2016	4.84	5.11	6.34	4.78
9/27/2016	5.32	5.06		4.91
9/28/2016			6.29	
11/15/2016	4.97	5.01		4.81
11/16/2016			6.18	
1/12/2017		4.99		
1/13/2017	4.97			5.28
1/17/2017			5.68	
3/1/2017		5		4.81
3/2/2017			5.75	
4/24/2017		5.8		4.99
4/25/2017	4.91		5.65	
7/13/2017			5.65	
7/24/2017				4.82
7/25/2017	4.89	4.92	5.24	
10/17/2017	4.97	4.89	5.37	4.85
1/11/2018		4.98		
1/12/2018	4.97		5.35	4.83
7/11/2018	4.89 (D)	4.96 (D)		
7/12/2018			5.21 (D)	4.8 (D)
1/29/2019	4.94			
1/30/2019		4.65	5.14	4.88
3/27/2019	4.94	4.96	5.3	4.75
9/11/2019	4.96	4.99	5.24	4.8
4/1/2020	5.03	5.04	5.23	4.93
9/15/2020	4.96	4.86	5.18	
9/16/2020				4.74
3/16/2021	4.78			
3/17/2021		4.8	4.97	4.69
8/19/2021	4.91	4.81	5.16	4.89
2/22/2022	5.02			
2/23/2022		4.87	5.11	5.07
8/3/2022	4.98			5.29
8/4/2022		4.83	5.12	
2/8/2023	4.84	4.85	5.08	5.31
8/2/2023	4.72			5.16
8/3/2023		4.61	5.13	
2/7/2024	4.99	4.77	5.22	5.43

Time Series

Constituent: Selenium (mg/L) Analysis Run 3/11/2024 5:03 PM

Plant McIntosh Client: Southern Company Data: McIntosh LF4 CCR

	GWA-13 (bg)	GWA-14 (bg)	GWA-15 (bg)	GWA-16 (bg)	GWA-2 (bg)
8/25/2004					<0.005
9/11/2004					<0.005
9/26/2004					<0.005
10/13/2004					<0.005
7/11/2005					<0.005
12/7/2005					<0.005
6/22/2006					<0.005
11/28/2006					<0.005
7/6/2007					<0.005
12/13/2007					<0.005
6/20/2008					<0.005
12/7/2008					<0.005
7/9/2009					<0.005
12/28/2009					<0.005
6/22/2010					<0.005
1/4/2011					<0.005
7/9/2011					<0.005
1/21/2012					<0.005
7/11/2012					<0.005
1/20/2013					<0.005
7/19/2013					<0.005
1/15/2014					<0.005
7/11/2014					<0.005
1/16/2015					<0.005
6/20/2015					<0.005
12/7/2015	<0.005	<0.005	<0.005	<0.005	
12/14/2015				<0.005	
12/15/2015	<0.005	<0.005	<0.005		
12/28/2015			<0.005	<0.005	
12/29/2015	<0.005	<0.005			
1/13/2016	<0.005	<0.005	<0.005	<0.005	
1/16/2016					<0.005
1/25/2016	<0.005	<0.005	<0.005	<0.005	
4/19/2016					<0.005
4/20/2016	<0.005	<0.005		<0.005	
4/21/2016			<0.005		
6/14/2016	<0.005	<0.005			<0.005
6/15/2016			<0.005	<0.005	
8/9/2016	<0.005	<0.005	<0.005	<0.005	<0.005
9/26/2016					<0.005
9/27/2016	<0.005	<0.005	<0.005	<0.005	
11/15/2016	<0.005	<0.005	<0.005	<0.005	<0.005
1/10/2017					<0.005
1/11/2017		<0.005	<0.005	<0.005	
1/12/2017	<0.005				
2/28/2017	<0.005	<0.005	<0.005		<0.005
3/1/2017				<0.005	
4/19/2017					0.00065 (J)
4/20/2017	<0.005	<0.005	<0.005	<0.005	
7/17/2017					0.00047 (J)
7/18/2017	<0.005				
7/19/2017		<0.005	0.00071 (J)	0.00025 (J)	

ND substitution: RL or RL/2 if <15% NDs.

Time Series

Constituent: Selenium (mg/L) Analysis Run 3/11/2024 5:03 PM

Plant McIntosh Client: Southern Company Data: McIntosh LF4 CCR

	GWA-13 (bg)	GWA-14 (bg)	GWA-15 (bg)	GWA-16 (bg)	GWA-2 (bg)
1/10/2018	0.00025 (J)				0.00052 (J)
1/11/2018		<0.005	<0.005	<0.005	
7/11/2018	<0.005	<0.005	<0.005	<0.005	<0.005
1/29/2019	<0.005	<0.005	<0.005	<0.005	<0.005
3/26/2019	<0.005	<0.005	<0.005	<0.005	
3/27/2019					<0.005
9/10/2019	<0.005	<0.005		<0.005	
9/11/2019			<0.005		<0.005
3/31/2020	<0.005				
4/1/2020		<0.005	<0.005	<0.005	<0.005
9/15/2020	<0.005	<0.005	<0.005	<0.005	<0.005
3/16/2021	<0.005	<0.005		<0.005	<0.005
3/17/2021			<0.005		
8/17/2021		<0.005		<0.005	<0.005
8/18/2021	<0.005				
8/19/2021			<0.005		
2/22/2022	<0.005	<0.005	<0.005	<0.005	<0.005
8/2/2022	<0.005	<0.005	<0.005	<0.005	<0.005
2/6/2023	<0.005				
2/7/2023		<0.005	<0.005	<0.005	<0.005
8/1/2023	<0.005		<0.005	<0.005	<0.005
8/2/2023		<0.005			
2/6/2024	<0.005	<0.005	<0.005	<0.005	<0.005

ND substitution: RL or RL/2 if <15% NDs.

Time Series

Constituent: Selenium (mg/L) Analysis Run 3/11/2024 5:03 PM

Plant McIntosh Client: Southern Company Data: McIntosh LF4 CCR

	GWA-3 (bg)	GWA-4A (bg)	GWA-5 (bg)	GWC-1	GWC-10
8/25/2004	<0.005	<0.005	<0.005	<0.005	<0.005
9/11/2004	<0.005	<0.005	<0.005	<0.005	<0.005
9/26/2004	<0.005	<0.005	<0.005	<0.005	<0.005
10/13/2004	<0.005	<0.005	<0.005		<0.005
7/11/2005	<0.005	<0.005	<0.005	<0.005	<0.005
12/7/2005	<0.005	<0.005	<0.005	<0.005	<0.005
6/22/2006	<0.005	<0.005	<0.005	<0.005	<0.005
11/28/2006	<0.005	<0.005	<0.005	<0.005	<0.005
7/6/2007	<0.005	<0.005	<0.005	<0.005	<0.005
12/13/2007	<0.005	<0.005	<0.005	<0.005	<0.005
6/20/2008	<0.005	<0.005	<0.005	<0.005	<0.005
12/7/2008	<0.005	<0.005	<0.005	<0.005	<0.005
7/9/2009	<0.005	<0.005	<0.005	<0.005	
7/10/2009					<0.005
12/28/2009	<0.005			<0.005	
12/29/2009			<0.005		<0.005
12/30/2009		<0.005			
6/22/2010	<0.005	<0.005	<0.005	<0.005	<0.005
1/4/2011		<0.005	<0.005	<0.005	<0.005
1/5/2011	<0.005				
7/9/2011	<0.005		<0.005	<0.005	
7/10/2011		<0.005			<0.005
1/20/2012	<0.005				
1/21/2012		<0.005	<0.005	<0.005	<0.005
7/11/2012	<0.005	<0.005	<0.005	<0.005	<0.005
1/19/2013	<0.005		<0.005		
1/20/2013		<0.005		<0.005	<0.005
7/18/2013	<0.005		<0.005		
7/19/2013		<0.005		<0.005	<0.005
1/15/2014	<0.005		<0.005	<0.005	
1/16/2014		<0.005			<0.005
7/10/2014		<0.005	<0.005		<0.005
7/11/2014	<0.005			<0.005	
1/15/2015	<0.005		<0.005		
1/16/2015		<0.005		<0.005	<0.005
6/19/2015	<0.005		<0.005		
6/20/2015		<0.005		<0.005	<0.005
1/14/2016		<0.005	<0.005		
1/16/2016	<0.005			<0.005	<0.005
4/19/2016	<0.005				
4/20/2016		<0.005	<0.005	<0.005	
4/21/2016					<0.005
6/14/2016	<0.005	<0.005	<0.005		
6/15/2016				<0.005	
6/16/2016					<0.005
8/9/2016	<0.005		<0.005		
8/10/2016				<0.005	0.00026 (J)
8/11/2016		<0.005			
9/27/2016	0.00045 (J)	<0.005	<0.005	<0.005	0.00024 (J)
11/14/2016	<0.005	<0.005			
11/15/2016			<0.005	<0.005	<0.005
1/10/2017	<0.005	<0.005			

ND substitution: RL or RL/2 if <15% NDs.

Time Series

Constituent: Selenium (mg/L) Analysis Run 3/11/2024 5:03 PM

Plant McIntosh Client: Southern Company Data: McIntosh LF4 CCR

	GWA-3 (bg)	GWA-4A (bg)	GWA-5 (bg)	GWC-1	GWC-10
1/11/2017			<0.005		
1/12/2017				0.00035 (J)	<0.005
1/19/2017			0.0006 (J)		
1/23/2017				<0.005	
1/24/2017			0.025 (o)		
2/28/2017	0.0027	0.0024	<0.005		
3/1/2017				<0.005	<0.005
4/19/2017	0.002				
4/20/2017		<0.005	<0.005	<0.005	
4/24/2017					<0.005
7/18/2017	0.0017	0.00026 (J)	<0.005		
7/19/2017				0.00026 (J)	
7/24/2017					<0.005
1/10/2018	0.00079 (J)	0.00069 (J)	<0.005		
1/11/2018				<0.005	<0.005
7/11/2018	<0.005	<0.005	<0.005		
7/12/2018				<0.005	<0.005
1/29/2019	<0.005	<0.005	<0.005		
1/30/2019				<0.005	<0.005
3/26/2019		<0.005	<0.005		
3/27/2019	<0.005			<0.005	<0.005
9/10/2019		<0.005	<0.005		
9/11/2019	<0.005			<0.005	<0.005
3/31/2020		<0.005	<0.005		
4/1/2020	<0.005			<0.005	<0.005
9/15/2020	<0.005		<0.005	<0.005	<0.005
9/16/2020		<0.005			
3/16/2021	<0.005			<0.005	<0.005
3/17/2021		<0.005	<0.005		
8/17/2021	<0.005				
8/18/2021				<0.005	<0.005
8/19/2021		<0.005	<0.005		
2/22/2022	<0.005		<0.005		
2/23/2022		<0.005		<0.005	<0.005
8/2/2022	<0.005		<0.005		
8/3/2022		<0.005		<0.005	<0.005
2/7/2023	<0.005	<0.005	<0.005	<0.005	
2/8/2023					<0.005
8/1/2023		<0.005	<0.005		
8/2/2023	<0.005			<0.005	<0.005
2/6/2024	<0.005	<0.005	<0.005		
2/7/2024				<0.005	<0.005

ND substitution: RL or RL/2 if <15% NDs.

Time Series

Constituent: Selenium (mg/L) Analysis Run 3/11/2024 5:03 PM

Plant McIntosh Client: Southern Company Data: McIntosh LF4 CCR

	GWC-11	GWC-12	GWC-17 (bg)	GWC-18 (bg)	GWC-19
8/25/2004	<0.005	<0.005			
9/11/2004	<0.005	<0.005			
9/26/2004	<0.005	<0.005			
10/13/2004	<0.005	<0.005			
7/11/2005	<0.005	<0.005			
12/7/2005	<0.005	<0.005			
6/22/2006	<0.005	<0.005			
11/28/2006	<0.005	<0.005			
7/6/2007	<0.005	<0.005			
12/13/2007	<0.005	<0.005			
6/20/2008	<0.005	<0.005			
12/7/2008	<0.005	<0.005			
7/10/2009	<0.005	<0.005			
12/28/2009		<0.005			
12/29/2009	<0.005				
6/22/2010	<0.005	<0.005			
1/4/2011		<0.005			
1/5/2011	<0.005				
7/9/2011	<0.005	<0.005			
1/20/2012		<0.005			
1/21/2012	<0.005				
7/11/2012	<0.005	<0.005			
1/19/2013	<0.005	<0.005			
7/18/2013		<0.005			
7/19/2013	<0.005				
1/15/2014	<0.005	<0.005			
7/11/2014	<0.005	<0.005			
1/15/2015		<0.005			
1/16/2015	<0.005				
6/19/2015		<0.005			
6/20/2015	<0.005				
12/8/2015			<0.005	<0.005	<0.005
12/14/2015			<0.005	<0.005	
12/15/2015					<0.005
12/28/2015			<0.005	<0.005	<0.005
1/13/2016			<0.005		
1/14/2016	<0.005			<0.005	<0.005
1/16/2016		<0.005			
1/26/2016			<0.005	<0.005	<0.005
4/19/2016				<0.005	<0.005
4/20/2016	<0.005	<0.005	<0.005		
6/15/2016	0.00052 (J)	<0.005	<0.005		
6/16/2016				<0.005	<0.005
8/9/2016			<0.005		
8/10/2016	0.00053 (J)	<0.005			<0.005
8/11/2016				<0.005	
9/27/2016	0.00047 (J)	<0.005	<0.005		
9/28/2016				<0.005	<0.005
11/15/2016	<0.005	<0.005	<0.005		<0.005
11/16/2016				<0.005	
1/11/2017			<0.005	<0.005	
1/12/2017	0.00025 (J)	<0.005			

ND substitution: RL or RL/2 if <15% NDs.

Time Series

Constituent: Selenium (mg/L) Analysis Run 3/11/2024 5:03 PM

Plant McIntosh Client: Southern Company Data: McIntosh LF4 CCR

	GWC-11	GWC-12	GWC-17 (bg)	GWC-18 (bg)	GWC-19
1/16/2017					<0.005
3/1/2017	<0.005	<0.005	<0.005	<0.005	<0.005
4/20/2017		<0.005	<0.005		
4/24/2017	<0.005				
4/25/2017				<0.005	0.00052 (J)
7/19/2017			<0.005		
7/20/2017		<0.005			
7/24/2017	0.00032 (J)				
7/25/2017				<0.005	<0.005
1/11/2018	<0.005	<0.005	<0.005		
1/12/2018				<0.005	<0.005
7/11/2018			<0.005	0.00044 (J)	<0.005
7/12/2018	0.00025 (J)	<0.005			
1/29/2019			<0.005		<0.005
1/30/2019	<0.005	<0.005		<0.005	
3/27/2019	<0.005	<0.005	<0.005	<0.005	<0.005
9/11/2019	<0.005	<0.005	<0.005	<0.005	<0.005
4/1/2020		<0.005	<0.005	<0.005	<0.005
4/2/2020	<0.005				
9/15/2020	<0.005		<0.005	<0.005	
9/16/2020		<0.005			<0.005
3/16/2021		<0.005	<0.005		<0.005
3/17/2021	<0.005			<0.005	
8/18/2021	<0.005	<0.005			
8/19/2021			<0.005	<0.005	<0.005
2/22/2022			<0.005		
2/23/2022	<0.005	<0.005		<0.005	<0.005
8/2/2022	<0.005		<0.005	<0.005	
8/3/2022		<0.005			<0.005
2/7/2023		<0.005		<0.005	
2/8/2023	<0.005		<0.005		<0.005
8/2/2023	<0.005	<0.005	<0.005	<0.005	<0.005
2/6/2024			<0.005		
2/7/2024	<0.005			<0.005	<0.005
2/8/2024		<0.005			

ND substitution: RL or RL/2 if <15% NDs.

Time Series

Constituent: Selenium (mg/L) Analysis Run 3/11/2024 5:03 PM

Plant McIntosh Client: Southern Company Data: McIntosh LF4 CCR

	GWC-20	GWC-21	GWC-23	GWC-9
8/25/2004				<0.005
9/11/2004				<0.005
9/26/2004				<0.005
10/13/2004				<0.005
7/11/2005				0.0058
12/7/2005				<0.005
6/22/2006				<0.005
11/28/2006				<0.005
7/6/2007				<0.005
12/13/2007				<0.005
6/20/2008				<0.005
12/7/2008				<0.005
7/9/2009				<0.005
12/29/2009				<0.005
6/22/2010				<0.005
1/5/2011				<0.005
7/9/2011				<0.005
1/21/2012				<0.005
7/11/2012				<0.005
1/19/2013				<0.005
7/18/2013				<0.005
1/15/2014				<0.005
7/10/2014				<0.005
1/16/2015				<0.005
6/20/2015				<0.005
12/9/2015	<0.005	<0.005		
12/14/2015	<0.005	<0.005		
12/29/2015	<0.005	<0.005		
1/14/2016	<0.005	<0.005		<0.005
1/25/2016	<0.005	<0.005		
4/19/2016				<0.005
4/21/2016	<0.005	<0.005		
6/15/2016				<0.005
6/16/2016	<0.005	<0.005	<0.005	
8/10/2016	<0.005	<0.005	<0.005	<0.005
9/27/2016	<0.005	0.00043 (J)		<0.005
9/28/2016			<0.005	
11/15/2016	<0.005	<0.005		<0.005
11/16/2016			<0.005	
1/12/2017		<0.005		
1/13/2017	<0.005			<0.005
1/17/2017			<0.005	
3/1/2017	<0.005	<0.005		<0.005
3/2/2017			<0.005	
4/24/2017		<0.005		<0.005
4/25/2017	0.0021		<0.005	
7/13/2017			<0.005	
7/24/2017				<0.005
7/25/2017	<0.005	<0.005	<0.005	
1/11/2018		<0.005		
1/12/2018	<0.005		<0.005	<0.005
7/11/2018	<0.005	<0.005		

ND substitution: RL or RL/2 if <15% NDs.

Time Series

Constituent: Selenium (mg/L) Analysis Run 3/11/2024 5:03 PM

Plant McIntosh Client: Southern Company Data: McIntosh LF4 CCR

	GWC-20	GWC-21	GWC-23	GWC-9
7/12/2018			<0.005	<0.005
1/29/2019	<0.005			
1/30/2019		<0.005	<0.005	<0.005
3/27/2019	<0.005	<0.005	<0.005	<0.005
9/11/2019	<0.005	<0.005	<0.005	<0.005
4/1/2020	<0.005	<0.005	<0.005	<0.005
9/15/2020	<0.005	<0.005	<0.005	
9/16/2020				<0.005
3/16/2021	<0.005			
3/17/2021		<0.005	<0.005	<0.005
8/19/2021	<0.005	<0.005	<0.005	<0.005
2/22/2022	<0.005			
2/23/2022		<0.005	<0.005	<0.005
8/3/2022	<0.005			<0.005
8/4/2022		<0.005	<0.005	
2/8/2023	<0.005	<0.005	<0.005	<0.005
8/2/2023	<0.005			<0.005
8/3/2023		<0.005	<0.005	
2/7/2024	<0.005	<0.005	<0.005	<0.005

ND substitution: RL or RL/2 if <15% NDs.

Time Series

Constituent: Silver (mg/L) Analysis Run 3/11/2024 5:03 PM

Plant McIntosh Client: Southern Company Data: McIntosh LF4 CCR

	GWA-13 (bg)	GWA-14 (bg)	GWA-15 (bg)	GWA-16 (bg)	GWA-2 (bg)
8/25/2004					<0.001
9/11/2004					<0.001
9/26/2004					<0.001
10/13/2004					<0.001
7/11/2005					<0.001
12/7/2005					<0.001
6/22/2006					<0.001
11/28/2006					<0.001
7/6/2007					<0.001
12/13/2007					<0.001
6/20/2008					<0.001
12/7/2008					<0.001
7/9/2009					<0.001
12/28/2009					<0.001
6/22/2010					<0.001
1/4/2011					<0.001
7/9/2011					<0.001
1/21/2012					<0.001
7/11/2012					<0.001
1/20/2013					<0.001
7/19/2013					<0.001
1/15/2014					<0.001
7/11/2014					<0.001
1/16/2015					<0.001
6/20/2015					<0.001
12/7/2015	<0.001	<0.001	<0.001	<0.001	
12/14/2015				<0.001	
12/15/2015	<0.001	<0.001	<0.001		
12/28/2015			<0.001	<0.001	
12/29/2015	<0.001	<0.001			
1/13/2016	<0.001	<0.001	<0.001	<0.001	
1/16/2016					<0.001
1/25/2016	<0.001	<0.001	<0.001	<0.001	
6/14/2016	<0.001	<0.001			<0.001
6/15/2016			<0.001	<0.001	
1/10/2017					<0.001
1/11/2017		<0.001	<0.001	<0.001	
1/12/2017	<0.001				
7/17/2017					<0.001
7/18/2017	<0.001				
7/19/2017		<0.001	<0.001	<0.001	
1/10/2018	<0.001				<0.001
1/11/2018		<0.001	<0.001	<0.001	
7/11/2018	<0.001	<0.001	<0.001	<0.001	<0.001
1/29/2019	<0.001	<0.001	<0.001	<0.001	<0.001
3/26/2019	<0.001	<0.001	<0.001	<0.001	
3/27/2019					<0.001
9/10/2019	<0.001	<0.001		<0.001	
9/11/2019			<0.001		<0.001
3/31/2020	<0.001				
4/1/2020		<0.001	<0.001	<0.001	<0.001
9/15/2020	<0.001	<0.001	<0.001	<0.001	<0.001

ND substitution: RL or RL/2 if <15% NDs.

Time Series

Constituent: Silver (mg/L) Analysis Run 3/11/2024 5:03 PM

Plant McIntosh Client: Southern Company Data: McIntosh LF4 CCR

	GWA-13 (bg)	GWA-14 (bg)	GWA-15 (bg)	GWA-16 (bg)	GWA-2 (bg)
3/16/2021	<0.001	<0.001		<0.001	<0.001
3/17/2021			<0.001		
8/17/2021		<0.001		<0.001	<0.001
8/18/2021	<0.001				
8/19/2021			<0.001		
2/22/2022	<0.001	<0.001	<0.001	<0.001	<0.001
8/2/2022	<0.001	<0.001	<0.001	<0.001	<0.001
2/6/2023	<0.001				
2/7/2023		<0.001	<0.001	<0.001	<0.001
8/1/2023	<0.001		<0.001	<0.001	<0.001
8/2/2023		<0.001			
2/6/2024	<0.001	<0.001	<0.001	<0.001	<0.001

ND substitution: RL or RL/2 if <15% NDs.

Time Series

Constituent: Silver (mg/L) Analysis Run 3/11/2024 5:03 PM

Plant McIntosh Client: Southern Company Data: McIntosh LF4 CCR

	GWA-3 (bg)	GWA-4A (bg)	GWA-5 (bg)	GWC-1	GWC-10
8/25/2004	<0.001	<0.001	<0.001	<0.001	<0.001
9/11/2004	<0.001	<0.001	<0.001	<0.001	<0.001
9/26/2004	<0.001	<0.001	<0.001	<0.001	<0.001
10/13/2004	<0.001	<0.001	<0.001		<0.001
7/11/2005	<0.001	<0.001	<0.001	<0.001	<0.001
12/7/2005	<0.001	<0.001	<0.001	<0.001	<0.001
6/22/2006	<0.001	<0.001	<0.001	<0.001	<0.001
11/28/2006	<0.001	<0.001	<0.001	<0.001	<0.001
7/6/2007	<0.001	<0.001	<0.001	<0.001	<0.001
12/13/2007	<0.001	<0.001	<0.001	<0.001	<0.001
6/20/2008	<0.001	<0.001	<0.001	<0.001	<0.001
12/7/2008	<0.001	<0.001	<0.001	<0.001	<0.001
7/9/2009	<0.001	<0.001	<0.001	<0.001	
7/10/2009					<0.001
12/28/2009	<0.001			<0.001	
12/29/2009			<0.001		<0.001
12/30/2009		<0.001			
6/22/2010	<0.001	<0.001	<0.001	<0.001	<0.001
1/4/2011		<0.001	<0.001	<0.001	<0.001
1/5/2011	<0.001				
7/9/2011	<0.001		<0.001	<0.001	
7/10/2011		<0.001			<0.001
1/20/2012	<0.001				
1/21/2012		<0.001	<0.001	<0.001	<0.001
7/11/2012	<0.001	<0.001	<0.001	<0.001	<0.001
1/19/2013	<0.001		<0.001		
1/20/2013		<0.001		<0.001	<0.001
7/18/2013	<0.001		<0.001		
7/19/2013		<0.001		<0.001	<0.001
1/15/2014	<0.001		<0.001	<0.001	
1/16/2014		<0.001			<0.001
7/10/2014		<0.001	<0.001		<0.001
7/11/2014	<0.001			<0.001	
1/15/2015	<0.001		<0.001		
1/16/2015		<0.001		<0.001	<0.001
6/19/2015	<0.001		<0.001		
6/20/2015		<0.001		<0.001	<0.001
1/14/2016		<0.001	<0.001		
1/16/2016	<0.001			<0.001	<0.001
6/14/2016	<0.001	<0.001	<0.001		
6/15/2016				<0.001	
6/16/2016					<0.001
1/10/2017	<0.001	<0.001			
1/11/2017			<0.001		
1/12/2017				<0.001	<0.001
7/18/2017	<0.001	<0.001	<0.001		
7/19/2017				<0.001	
7/24/2017					<0.001
1/10/2018	<0.001	<0.001	<0.001		
1/11/2018				<0.001	<0.001
7/11/2018	<0.001	<0.001	<0.001		
7/12/2018				<0.001	<0.001

ND substitution: RL or RL/2 if <15% NDs.

Time Series

Constituent: Silver (mg/L) Analysis Run 3/11/2024 5:03 PM

Plant McIntosh Client: Southern Company Data: McIntosh LF4 CCR

	GWA-3 (bg)	GWA-4A (bg)	GWA-5 (bg)	GWC-1	GWC-10
1/29/2019	<0.001	<0.001	<0.001		
1/30/2019				<0.001	<0.001
3/26/2019		<0.001	<0.001		
3/27/2019	<0.001			<0.001	<0.001
9/10/2019		<0.001	<0.001		
9/11/2019	<0.001			<0.001	<0.001
3/31/2020		<0.001	<0.001		
4/1/2020	<0.001			<0.001	<0.001
9/15/2020	<0.001		<0.001	<0.001	<0.001
9/16/2020		<0.001			
3/16/2021	<0.001			<0.001	<0.001
3/17/2021		<0.001	<0.001		
8/17/2021	<0.001				
8/18/2021				<0.001	<0.001
8/19/2021		<0.001	<0.001		
2/22/2022	<0.001		<0.001		
2/23/2022		<0.001		<0.001	<0.001
8/2/2022	<0.001		<0.001		
8/3/2022		<0.001		<0.001	<0.001
2/7/2023	<0.001	<0.001	<0.001	<0.001	
2/8/2023					<0.001
8/1/2023		<0.001	<0.001		
8/2/2023	<0.001			<0.001	<0.001
2/6/2024	<0.001	<0.001	<0.001		
2/7/2024				<0.001	<0.001

ND substitution: RL or RL/2 if <15% NDs.

Time Series

Constituent: Silver (mg/L) Analysis Run 3/11/2024 5:03 PM

Plant McIntosh Client: Southern Company Data: McIntosh LF4 CCR

	GWC-11	GWC-12	GWC-17 (bg)	GWC-18 (bg)	GWC-19
8/25/2004	<0.001	<0.001			
9/11/2004	<0.001	<0.001			
9/26/2004	<0.001	<0.001			
10/13/2004	<0.001	<0.001			
7/11/2005	<0.001	<0.001			
12/7/2005	<0.001	<0.001			
6/22/2006	<0.001	<0.001			
11/28/2006	<0.001	<0.001			
7/6/2007	<0.001	<0.001			
12/13/2007	<0.001	<0.001			
6/20/2008	<0.001	<0.001			
12/7/2008	<0.001	<0.001			
7/10/2009	<0.001	<0.001			
12/28/2009		<0.001			
12/29/2009	<0.001				
6/22/2010	<0.001	<0.001			
1/4/2011		<0.001			
1/5/2011	<0.001				
7/9/2011	<0.001	<0.001			
1/20/2012		<0.001			
1/21/2012	<0.001				
7/11/2012	<0.001	<0.001			
1/19/2013	<0.001	<0.001			
7/18/2013		<0.001			
7/19/2013	<0.001				
1/15/2014	<0.001	<0.001			
7/11/2014	0.00061 (J)	<0.001			
1/15/2015		<0.001			
1/16/2015	<0.001				
6/19/2015		<0.001			
6/20/2015	<0.001				
12/8/2015			<0.001	<0.001	<0.001
12/14/2015			<0.001	<0.001	
12/15/2015					<0.001
12/28/2015			<0.001	<0.001	<0.001
1/13/2016			<0.001		
1/14/2016	<0.001			<0.001	<0.001
1/16/2016		<0.001			
1/26/2016			<0.001	<0.001	<0.001
6/15/2016	<0.001	<0.001	<0.001		
6/16/2016				<0.001	<0.001
1/11/2017			<0.001	<0.001	
1/12/2017	<0.001	<0.001			
1/16/2017					<0.001
7/19/2017			<0.001		
7/20/2017		<0.001			
7/24/2017	<0.001				
7/25/2017				<0.001	<0.001
1/11/2018	<0.001	<0.001	<0.001		
1/12/2018				<0.001	<0.001
7/11/2018			<0.001	<0.001	<0.001
7/12/2018	<0.001	<0.001			

ND substitution: RL or RL/2 if <15% NDs.

Time Series

Constituent: Silver (mg/L) Analysis Run 3/11/2024 5:03 PM

Plant McIntosh Client: Southern Company Data: McIntosh LF4 CCR

	GWC-11	GWC-12	GWC-17 (bg)	GWC-18 (bg)	GWC-19
1/29/2019			<0.001		<0.001
1/30/2019	<0.001	<0.001		<0.001	
3/27/2019	<0.001	<0.001	<0.001	<0.001	<0.001
9/11/2019	<0.001	<0.001	<0.001	<0.001	<0.001
4/1/2020		<0.001	<0.001	<0.001	<0.001
4/2/2020	<0.001				
9/15/2020	<0.001		<0.001	<0.001	
9/16/2020		<0.001			<0.001
3/16/2021		<0.001	<0.001		<0.001
3/17/2021	<0.001			<0.001	
8/18/2021	<0.001	<0.001			
8/19/2021			<0.001	<0.001	<0.001
2/22/2022			<0.001		
2/23/2022	<0.001	<0.001		<0.001	<0.001
8/2/2022	<0.001		<0.001	<0.001	
8/3/2022		<0.001			<0.001
2/7/2023		<0.001		<0.001	
2/8/2023	<0.001		<0.001		<0.001
8/2/2023	<0.001	<0.001	<0.001	<0.001	<0.001
2/6/2024			<0.001		
2/7/2024	<0.001			<0.001	<0.001
2/8/2024		<0.001			

ND substitution: RL or RL/2 if <15% NDs.

Time Series

Constituent: Silver (mg/L) Analysis Run 3/11/2024 5:03 PM

Plant McIntosh Client: Southern Company Data: McIntosh LF4 CCR

	GWC-20	GWC-21	GWC-23	GWC-9
8/25/2004				<0.001
9/11/2004				<0.001
9/26/2004				<0.001
10/13/2004				<0.001
7/11/2005				<0.001
12/7/2005				<0.001
6/22/2006				<0.001
11/28/2006				<0.001
7/6/2007				<0.001
12/13/2007				<0.001
6/20/2008				<0.001
12/7/2008				<0.001
7/9/2009				<0.001
12/29/2009				<0.001
6/22/2010				<0.001
1/5/2011				<0.001
7/9/2011				<0.001
1/21/2012				<0.001
7/11/2012				<0.001
1/19/2013				<0.001
7/18/2013				<0.001
1/15/2014				<0.001
7/10/2014				<0.001
1/16/2015				<0.001
6/20/2015				<0.001
12/9/2015	<0.001	<0.001		
12/14/2015	<0.001	<0.001		
12/29/2015	<0.001	<0.001		
1/14/2016	<0.001	<0.001		<0.001
1/25/2016	<0.001	<0.001		
6/15/2016				<0.001
6/16/2016	<0.001	<0.001	<0.001	
1/12/2017		<0.001		
1/13/2017	<0.001			<0.001
1/17/2017			<0.001	
7/24/2017				<0.001
7/25/2017	<0.001	<0.001	<0.001	
1/11/2018		<0.001		
1/12/2018	<0.001		<0.001	<0.001
7/11/2018	<0.001	<0.001		
7/12/2018			<0.001	<0.001
1/29/2019	<0.001			
1/30/2019		<0.001	<0.001	<0.001
3/27/2019	<0.001	<0.001	<0.001	<0.001
9/11/2019	<0.001	<0.001	<0.001	<0.001
4/1/2020	<0.001	<0.001	<0.001	<0.001
9/15/2020	<0.001	<0.001	<0.001	
9/16/2020				<0.001
3/16/2021	<0.001			
3/17/2021		<0.001	<0.001	<0.001
8/19/2021	<0.001	<0.001	<0.001	<0.001
2/22/2022	<0.001			

ND substitution: RL or RL/2 if <15% NDs.

Time Series

Constituent: Silver (mg/L) Analysis Run 3/11/2024 5:03 PM

Plant McIntosh Client: Southern Company Data: McIntosh LF4 CCR

	GWC-20	GWC-21	GWC-23	GWC-9
2/23/2022		<0.001	<0.001	<0.001
8/3/2022	<0.001			<0.001
8/4/2022		<0.001	<0.001	
2/8/2023	<0.001	<0.001	<0.001	<0.001
8/2/2023	<0.001			<0.001
8/3/2023		<0.001	<0.001	
2/7/2024	<0.001	<0.001	<0.001	<0.001

ND substitution: RL or RL/2 if <15% NDs.

Time Series

Constituent: Sulfate (mg/L) Analysis Run 3/11/2024 5:03 PM

Plant McIntosh Client: Southern Company Data: McIntosh LF4 CCR

	GWA-13 (bg)	GWA-14 (bg)	GWA-15 (bg)	GWA-16 (bg)	GWA-2 (bg)
4/19/2016					1.27
4/20/2016	0.496 (J)	5.85 (o)		0.53 (J)	
4/21/2016			0.503 (J)		
6/14/2016	0.62 (J)	4.6 (o)			1.7
6/15/2016			0.62 (J)	0.67 (J)	
8/9/2016	<1	2.7	<1	<1	<1
9/26/2016					<1
9/27/2016	<1	2	<1	<1	
11/15/2016	<1	1.5	<1	<1	<1
1/10/2017					0.83 (J)
1/11/2017		1.4	<1	<1	
1/12/2017	<1				
2/28/2017	<1	1.1	<1		0.99 (J)
3/1/2017				<1	
4/19/2017					0.97 (J)
4/20/2017	<1	0.82 (J)	<1	<1	
10/10/2017					<1
10/11/2017	<1	<1	<1	<1	
1/10/2018	<1				<1
1/11/2018		<1	<1	<1	
7/11/2018	<1	<1	<1	<1	<1
1/29/2019	1.2	0.52 (J)	0.43 (J)	<1	0.64 (J)
3/26/2019	0.63	0.92	0.79	0.9	
3/27/2019					<1
9/10/2019	0.93 (J)	0.83 (J)		0.83 (J)	
9/11/2019			1.2		0.76 (J)
3/31/2020	1.4				
4/1/2020		0.67 (J)	0.49 (J)	0.73 (J)	0.95 (J)
9/15/2020	0.38 (J)	1.1	0.44 (J)	0.44 (J)	<1
3/16/2021	<1	<1		<1	<1
3/17/2021			<1		
8/17/2021		<1		<1	<1
8/18/2021	<1				
8/19/2021			0.8 (J)		
2/22/2022	<1	<1	<1	<1	<1
8/2/2022	<1	<1	<1	<1	<1
2/6/2023	<1				
2/7/2023		<1	<1	<1	<1
8/1/2023	0.52 (J)		0.57 (J)	0.48 (J)	<1
8/2/2023		0.62 (J)			
2/6/2024	0.87 (J)	0.81 (J)	0.47 (J)	0.42 (J)	1.2

ND substitution: RL or RL/2 if <15% NDs.

Time Series

Constituent: Sulfate (mg/L) Analysis Run 3/11/2024 5:03 PM

Plant McIntosh Client: Southern Company Data: McIntosh LF4 CCR

	GWA-3 (bg)	GWA-4A (bg)	GWA-5 (bg)	GWC-1	GWC-10
4/19/2016	1.03				
4/20/2016		7.31	0.367 (J)	1.79	
4/21/2016					1.93
6/14/2016	0.88 (J)	8.6	0.48 (J)		
6/15/2016				2	
6/16/2016					2.3
8/9/2016	<1		<1		
8/10/2016				0.96 (J)	2.9
8/11/2016		3.7			
9/27/2016	0.9 (J)	4.6	<1	0.75 (J)	3.2
11/14/2016	<1	7.4			
11/15/2016			<1	0.97 (J)	3.5
1/10/2017	1.2	4.7			
1/11/2017			<1		
1/12/2017				1.7	4.2
2/28/2017	1.1	4.1	<1		
3/1/2017				2	3.5
4/19/2017	<1				
4/20/2017		5.9	<1	1.3	
4/24/2017					3.5
10/10/2017		7.3			
10/11/2017	<1		<1	1.3	
10/12/2017					2.7
1/10/2018	1.1	7.6	<1		
1/11/2018				1.6	2.6
7/11/2018	<1	14	<1		
7/12/2018				1.1	5
1/29/2019	<1	8.7	<1		
1/30/2019				2.1	5
3/26/2019		11	0.68		
3/27/2019	0.7			1.6	4.3
9/10/2019		9.8	0.77 (J)		
9/11/2019	1			1.3	5.2
3/31/2020		6.2	0.76 (J)		
4/1/2020	1.1			2	2.2
9/15/2020	0.47 (J)		<1	1.6	3.6
9/16/2020		4.1			
3/16/2021	<1			1.6	2.4
3/17/2021		3.5	<1		
8/17/2021	<1				
8/18/2021				1.2	3
8/19/2021		5.4	<1		
2/22/2022	<1		<1		
2/23/2022		2.7		1.6	3.4
8/2/2022	0.4 (J)		<1		
8/3/2022		2		0.45 (J)	1.6
2/7/2023	<1	1.7	<1	0.64 (J)	
2/8/2023					1.8
8/1/2023		5.5	<1		
8/2/2023	0.62 (J)			0.53 (J)	2.4
2/6/2024	1.2	2.1	<1		
2/7/2024				0.96 (J)	2.4

ND substitution: RL or RL/2 if <15% NDs.

Time Series

Constituent: Sulfate (mg/L) Analysis Run 3/11/2024 5:03 PM

Plant McIntosh Client: Southern Company Data: McIntosh LF4 CCR

	GWC-11	GWC-12	GWC-17 (bg)	GWC-18 (bg)	GWC-19
4/19/2016				4.84	2.21
4/20/2016	4.37	0.601 (J)	2.93		
6/15/2016	5.7	0.8 (J)	1.8		
6/16/2016				9 (O)	2.5
8/9/2016			1.6		
8/10/2016	4.5	<1			2.7
8/11/2016				5	
9/27/2016	4.4	<1	1.5		
9/28/2016				5.1	2.5
11/15/2016	4.4	<1	1.3		2.2
11/16/2016				4.9	
1/11/2017			1.1	5.2	
1/12/2017	4.6	<1			
1/16/2017					2.1
3/1/2017	4.5	<1	1.3	4.6	1.9
4/20/2017		<1	0.77 (J)		
4/24/2017	4				
4/25/2017				4.6	1.6
10/11/2017	4.5		<1		
10/12/2017		<1		4	1.7
12/13/2017				4	
1/11/2018	3.5	<1	<1		
1/12/2018				4.5	1.5
7/11/2018			<1	5	1.4
7/12/2018	5.9	<1			
1/29/2019			<1		1.4
1/30/2019	4.3	0.65 (J)		5.8	
3/27/2019	5.4	0.67	<1	4.8	1.6
9/11/2019	3.8	1	0.85 (J)	4.5	1.8
4/1/2020		0.91 (J)	<1	4.1	2.1
4/2/2020	3.4				
9/15/2020	5		<1	2.7	
9/16/2020		0.53 (J)			1.6
3/16/2021		<1	<1		1.9
3/17/2021	5.6			3.5	
8/18/2021	4.1	<1			
8/19/2021			<1	3.5	2.5
2/22/2022			<1		
2/23/2022	2.9	1.1		4.5	3.1
8/2/2022	2.7		<1	1.8	
8/3/2022		<1			1.7
2/7/2023		<1		2	
2/8/2023	1.9		<1		2
8/2/2023	2.3	0.56 (J)	<1	2.4	2.2
2/6/2024			<1		
2/7/2024	1.6			1.7	1.8
2/8/2024		0.4 (J)			

ND substitution: RL or RL/2 if <15% NDs.

Time Series

Constituent: Sulfate (mg/L) Analysis Run 3/11/2024 5:03 PM

Plant McIntosh Client: Southern Company Data: McIntosh LF4 CCR

	GWC-20	GWC-21	GWC-23	GWC-9
4/19/2016				3.84
4/21/2016	5.25	1.99		
6/15/2016				3.8
6/16/2016	3.9	1.6	9.2 (o)	
8/10/2016	2.8	1.1	3.1	1.6
9/27/2016	2.6	1.1		0.91 (J)
9/28/2016			3.1	
11/15/2016	1.9	1		<1
11/16/2016			3.2	
1/12/2017		1.2		
1/13/2017	1.8			<1
1/17/2017			2.6	
3/1/2017	1.7	1.2		1.5
3/2/2017			3.3	
4/24/2017		0.95 (J)		1.2
4/25/2017	1.3		2.4	
7/13/2017			2.1	
10/12/2017	1.1	0.72 (J)	2.1	2.3
1/11/2018		<1		
1/12/2018	0.86 (J)		1.9	<1
7/11/2018	0.9 (J)	<1		
7/12/2018			2	<1
1/29/2019	1.3			
1/30/2019		0.72 (J)	2.4	0.58 (J)
3/27/2019	1.7	0.92	2.8	1.2
9/11/2019	0.97 (J)	0.94 (J)	2.5	0.92 (J)
4/1/2020	1.6	0.81 (J)	2	4.1
9/15/2020	0.67 (J)	0.56 (J)	1.9	
9/16/2020				<1
3/16/2021	0.98 (J)			
3/17/2021		<1	1.8	<1
8/19/2021	1.3	0.79 (J)	1.9	<1
2/22/2022	1.4			
2/23/2022		1	2.4	<1
8/3/2022	<1			<1
8/4/2022		<1	1.8	
2/8/2023	<1	<1	1.7	<1
8/2/2023	0.82 (J)			0.42 (J)
8/3/2023		0.54 (J)	2.9	
2/7/2024	0.5 (J)	0.4 (J)	1.7	<1

ND substitution: RL or RL/2 if <15% NDs.

Time Series

Constituent: Thallium (mg/L) Analysis Run 3/11/2024 5:03 PM

Plant McIntosh Client: Southern Company Data: McIntosh LF4 CCR

	GWA-13 (bg)	GWA-14 (bg)	GWA-15 (bg)	GWA-16 (bg)	GWA-2 (bg)
8/25/2004					<0.001
9/11/2004					<0.001
9/26/2004					<0.001
10/13/2004					<0.001
7/11/2005					<0.001
12/7/2005					<0.001
6/22/2006					<0.001
11/28/2006					<0.001
7/6/2007					<0.001
12/13/2007					<0.001
6/20/2008					<0.001
12/7/2008					<0.001
7/9/2009					<0.001
12/28/2009					<0.001
6/22/2010					<0.001
1/4/2011					<0.001
7/9/2011					<0.001
1/21/2012					<0.001
7/11/2012					<0.001
1/20/2013					<0.001
7/19/2013					<0.001
1/15/2014					<0.001
6/20/2015					<0.001
12/7/2015	<0.001	<0.001	<0.001	<0.001	
12/14/2015				<0.001	
12/15/2015	<0.001	<0.001	<0.001		
12/28/2015			<0.001	<0.001	
12/29/2015	0.0001 (J)	<0.001			
1/13/2016	6E-05 (J)	7.9E-05 (J)	<0.001	<0.001	
1/16/2016					<0.001
1/25/2016	<0.001	<0.001	<0.001	<0.001	
4/19/2016					<0.001
4/20/2016	<0.001	<0.001		<0.001	
4/21/2016			<0.001		
6/14/2016	<0.001	<0.001			<0.001
6/15/2016			<0.001	<0.001	
8/9/2016	<0.001	<0.001	<0.001	<0.001	<0.001
9/26/2016					<0.001
9/27/2016	<0.001	<0.001	<0.001	<0.001	
11/15/2016	<0.001	<0.001	<0.001	<0.001	<0.001
1/10/2017					<0.001
1/11/2017		<0.001	<0.001	<0.001	
1/12/2017	<0.001				
2/28/2017	<0.001	<0.001	<0.001		<0.001
3/1/2017				<0.001	
4/19/2017					<0.001
4/20/2017	<0.001	<0.001	<0.001	<0.001	
7/17/2017					<0.001
7/18/2017	<0.001				
7/19/2017		<0.001	<0.001	<0.001	
1/10/2018	<0.001				<0.001
1/11/2018		<0.001	<0.001	<0.001	

ND substitution: RL or RL/2 if <15% NDs.

Time Series

Constituent: Thallium (mg/L) Analysis Run 3/11/2024 5:03 PM

Plant McIntosh Client: Southern Company Data: McIntosh LF4 CCR

	GWA-13 (bg)	GWA-14 (bg)	GWA-15 (bg)	GWA-16 (bg)	GWA-2 (bg)
7/11/2018	<0.001	<0.001	<0.001	<0.001	<0.001
1/29/2019	<0.001	<0.001	<0.001	<0.001	<0.001
3/26/2019	<0.001	<0.001	<0.001	<0.001	
3/27/2019					<0.001
9/10/2019	0.00057 (J)	0.00021 (J)		0.0002 (J)	
9/11/2019			<0.001		<0.001
3/31/2020	<0.001				
4/1/2020		0.00018 (J)	<0.001	<0.001	0.00017 (J)
9/15/2020	<0.001	<0.001	<0.001	<0.001	0.00029 (J)
3/16/2021	<0.001	<0.001		<0.001	<0.001
3/17/2021			<0.001		
8/17/2021		0.0006 (J)		0.00025 (J)	0.00062 (J)
8/18/2021	0.00016 (J)				
8/19/2021			<0.001		
2/22/2022	<0.001	<0.001	<0.001	<0.001	<0.001
8/2/2022	<0.001	<0.001	<0.001	<0.001	<0.001
2/6/2023	<0.001				
2/7/2023		<0.001	<0.001	<0.001	<0.001
8/1/2023	<0.001		<0.001	<0.001	<0.001
8/2/2023		<0.001			
2/6/2024	<0.001	<0.001	<0.001	<0.001	<0.001

ND substitution: RL or RL/2 if <15% NDs.

Time Series

Constituent: Thallium (mg/L) Analysis Run 3/11/2024 5:03 PM

Plant McIntosh Client: Southern Company Data: McIntosh LF4 CCR

	GWA-3 (bg)	GWA-4A (bg)	GWA-5 (bg)	GWC-1	GWC-10
8/25/2004	<0.001	<0.001	<0.001	<0.001	<0.001
9/11/2004	<0.001	<0.001	<0.001	<0.001	<0.001
9/26/2004	<0.001	<0.001	<0.001	<0.001	<0.001
10/13/2004	<0.001	<0.001	<0.001	<0.001	<0.001
7/11/2005	<0.001	<0.001	<0.001	<0.001	<0.001
12/7/2005	<0.001	<0.001	<0.001	<0.001	<0.001
6/22/2006	<0.001	<0.001	<0.001	<0.001	<0.001
11/28/2006	<0.001	<0.001	<0.001	<0.001	<0.001
7/6/2007	<0.001	<0.001	<0.001	<0.001	<0.001
12/13/2007	<0.001	<0.001	<0.001	<0.001	<0.001
6/20/2008	<0.001	<0.001	<0.001	<0.001	<0.001
12/7/2008	<0.001	<0.001	<0.001	<0.001	<0.001
7/9/2009	<0.001	<0.001	<0.001	<0.001	
7/10/2009					<0.001
12/28/2009	<0.001			<0.001	
12/29/2009			<0.001		<0.001
12/30/2009		<0.001			
6/22/2010	<0.001	<0.001	<0.001	<0.001	<0.001
1/4/2011	<0.001	<0.001	<0.001	<0.001	<0.001
7/9/2011	<0.001	<0.001	<0.001	<0.001	<0.001
1/20/2012	<0.001				
1/21/2012		<0.001	<0.001	<0.001	<0.001
7/11/2012	<0.001	<0.001	<0.001	<0.001	<0.001
1/19/2013	<0.001		<0.001		
1/20/2013		<0.001		<0.001	<0.001
7/18/2013	<0.001		<0.001		<0.001
7/19/2013		<0.001		<0.001	
1/15/2014	<0.001		<0.001	<0.001	
1/16/2014		<0.001			<0.001
6/19/2015	<0.001		<0.001		
6/20/2015		<0.001		<0.001	<0.001
1/14/2016		<0.001	<0.001		
1/16/2016	<0.001			<0.001	<0.001
4/19/2016	<0.001				
4/20/2016		<0.001	<0.001	<0.001	
4/21/2016					<0.001
6/14/2016	<0.001	3.6E-05 (J)	<0.001		
6/15/2016				<0.001	
6/16/2016					<0.001
8/9/2016	<0.001		<0.001		
8/10/2016				<0.001	<0.001
8/11/2016		<0.001			
9/27/2016	<0.001	<0.001	<0.001	<0.001	<0.001
11/14/2016	<0.001	<0.001			
11/15/2016			<0.001	<0.001	<0.001
1/10/2017	<0.001	<0.001			
1/11/2017			<0.001		
1/12/2017				<0.001	<0.001
1/19/2017			<0.001		
1/23/2017				<0.001	
1/24/2017			0.00072		
2/28/2017	<0.001	<0.001	<0.001		

ND substitution: RL or RL/2 if <15% NDs.

Time Series

Constituent: Thallium (mg/L) Analysis Run 3/11/2024 5:03 PM

Plant McIntosh Client: Southern Company Data: McIntosh LF4 CCR

	GWA-3 (bg)	GWA-4A (bg)	GWA-5 (bg)	GWC-1	GWC-10
3/1/2017				<0.001	<0.001
4/19/2017	<0.001				
4/20/2017		<0.001	<0.001	<0.001	
4/24/2017					<0.001
7/18/2017	<0.001	<0.001	<0.001		
7/19/2017				<0.001	
7/24/2017					<0.001
1/10/2018	<0.001	<0.001	<0.001		
1/11/2018				<0.001	<0.001
7/11/2018	<0.001	<0.001	<0.001		
7/12/2018				<0.001	<0.001
1/29/2019	<0.001	<0.001	<0.001		
1/30/2019				<0.001	<0.001
3/26/2019		<0.001	<0.001		
3/27/2019	<0.001			<0.001	<0.001
9/10/2019		0.00033 (J)	<0.001		
9/11/2019	<0.001			<0.001	0.0002 (J)
3/31/2020		<0.001	<0.001		
4/1/2020	<0.001			<0.001	0.00031 (J)
9/15/2020	0.00017 (J)		<0.001	<0.001	<0.001
9/16/2020		<0.001			
3/16/2021	<0.001			<0.001	0.00037 (J)
3/17/2021		<0.001	<0.001		
8/17/2021	0.00015 (J)				
8/18/2021				<0.001	<0.001
8/19/2021		<0.001	<0.001		
2/22/2022	<0.001		<0.001		
2/23/2022		<0.001		<0.001	<0.001
8/2/2022	<0.001		<0.001		
8/3/2022		<0.001		<0.001	<0.001
2/7/2023	<0.001	<0.001	<0.001	<0.001	
2/8/2023					<0.001
8/1/2023		<0.001	<0.001		
8/2/2023	<0.001			<0.001	<0.001
2/6/2024	<0.001	<0.001	<0.001		
2/7/2024				<0.001	<0.001

ND substitution: RL or RL/2 if <15% NDs.

Time Series

Constituent: Thallium (mg/L) Analysis Run 3/11/2024 5:03 PM

Plant McIntosh Client: Southern Company Data: McIntosh LF4 CCR

	GWC-11	GWC-12	GWC-17 (bg)	GWC-18 (bg)	GWC-19
8/25/2004	<0.001	<0.001			
9/11/2004	<0.001	<0.001			
9/26/2004	<0.001	<0.001			
10/13/2004	<0.001	<0.001			
7/11/2005	<0.001	<0.001			
12/7/2005	<0.001	<0.001			
6/22/2006	<0.001	<0.001			
11/28/2006	<0.001	<0.001			
7/6/2007	<0.001	<0.001			
12/13/2007	<0.001	<0.001			
6/20/2008	<0.001	<0.001			
12/7/2008	<0.001	<0.001			
7/10/2009	<0.001	<0.001			
12/28/2009		<0.001			
12/29/2009	<0.001				
6/22/2010	<0.001	<0.001			
1/4/2011		<0.001			
1/5/2011	<0.001				
7/9/2011	<0.001	<0.001			
1/20/2012		<0.001			
1/21/2012	<0.001				
7/11/2012	<0.001	<0.001			
1/19/2013	<0.001	<0.001			
7/18/2013		<0.001			
7/19/2013	<0.001				
1/15/2014	<0.001	<0.001			
6/19/2015		<0.001			
6/20/2015	<0.001				
12/8/2015			0.0001 (J)	0.0001 (J)	<0.001
12/14/2015			9E-05 (J)	0.0001 (J)	
12/15/2015					<0.001
12/28/2015			9E-05 (J)	0.0001 (J)	<0.001
1/13/2016			0.0001 (J)		
1/14/2016	6.1E-05 (J)			0.000137 (J)	7.9E-05 (J)
1/16/2016		<0.001			
1/26/2016			9.5E-05 (J)	0.000142 (J)	<0.001
4/19/2016				<0.001	<0.001
4/20/2016	<0.001	<0.001	<0.001		
6/15/2016	<0.001	<0.001	3.8E-05 (J)		
6/16/2016				0.00013 (J)	<0.001
8/9/2016			<0.001		
8/10/2016	<0.001	<0.001			<0.001
8/11/2016				0.00011 (J)	
9/27/2016	<0.001	<0.001	<0.001		
9/28/2016				0.00012 (J)	<0.001
11/15/2016	<0.001	<0.001	<0.001		<0.001
11/16/2016				<0.001	
1/11/2017			<0.001	9.5E-05 (J)	
1/12/2017	<0.001	<0.001			
1/16/2017					<0.001
3/1/2017	<0.001	<0.001	<0.001	0.00011 (J)	<0.001
4/20/2017		<0.001	<0.001		

ND substitution: RL or RL/2 if <15% NDs.

Time Series

Constituent: Thallium (mg/L) Analysis Run 3/11/2024 5:03 PM

Plant McIntosh Client: Southern Company Data: McIntosh LF4 CCR

	GWC-11	GWC-12	GWC-17 (bg)	GWC-18 (bg)	GWC-19
4/24/2017	<0.001				
4/25/2017				0.00012 (J)	<0.001
7/19/2017			<0.001		
7/20/2017		<0.001			
7/24/2017	<0.001				
7/25/2017				0.00011 (J)	<0.001
1/11/2018	<0.001	<0.001	<0.001		
1/12/2018				0.00011 (J)	<0.001
7/11/2018			<0.001	9.5E-05 (J)	<0.001
7/12/2018	<0.001	<0.001			
1/29/2019			<0.001		<0.001
1/30/2019	<0.001	<0.001		0.00012 (J)	
3/27/2019	<0.001	<0.001	<0.001	<0.001	<0.001
9/11/2019	<0.001	0.00017 (J)	<0.001	0.00018 (J)	0.00019 (J)
4/1/2020		<0.001	<0.001	<0.001	<0.001
4/2/2020	0.00028 (J)				
9/15/2020	<0.001		<0.001	<0.001	
9/16/2020		<0.001			0.00026 (J)
3/16/2021		0.00022 (J)	<0.001		<0.001
3/17/2021	0.00047 (J)			0.00016 (J)	
8/18/2021	<0.001	<0.001			
8/19/2021			<0.001	<0.001	<0.001
2/22/2022			<0.001		
2/23/2022	<0.001	<0.001		<0.001	<0.001
8/2/2022	<0.001		<0.001	<0.001	
8/3/2022		<0.001			<0.001
2/7/2023		<0.001		<0.001	
2/8/2023	<0.001		<0.001		<0.001
8/2/2023	<0.001	<0.001	<0.001	<0.001	<0.001
2/6/2024			<0.001		
2/7/2024	<0.001			<0.001	<0.001
2/8/2024		<0.001			

ND substitution: RL or RL/2 if <15% NDs.

Time Series

Constituent: Thallium (mg/L) Analysis Run 3/11/2024 5:03 PM

Plant McIntosh Client: Southern Company Data: McIntosh LF4 CCR

	GWC-20	GWC-21	GWC-23	GWC-9
8/25/2004				<0.001
9/11/2004				<0.001
9/26/2004				<0.001
10/13/2004				<0.001
7/11/2005				<0.001
12/7/2005				<0.001
6/22/2006				<0.001
11/28/2006				<0.001
7/6/2007				<0.001
12/13/2007				<0.001
6/20/2008				<0.001
12/7/2008				<0.001
7/9/2009				<0.001
12/29/2009				<0.001
6/22/2010				<0.001
1/5/2011				<0.001
7/9/2011				<0.001
1/21/2012				<0.001
7/11/2012				<0.001
1/19/2013				<0.001
7/18/2013				<0.001
1/15/2014				<0.001
6/20/2015				<0.001
12/9/2015	0.0001 (J)	<0.001		
12/14/2015	9E-05 (J)	<0.001		
12/29/2015	0.0001 (J)	<0.001		
1/14/2016	0.000118 (J)	<0.001		<0.001
1/25/2016	0.000102 (J)	<0.001		
4/19/2016				<0.001
4/21/2016	<0.001	<0.001		
6/15/2016				<0.001
6/16/2016	5.2E-05 (J)	2.7E-05 (J)	<0.001	
8/10/2016	<0.001	<0.001	<0.001	<0.001
9/27/2016	<0.001	0.00016 (J)		<0.001
9/28/2016			<0.001	
11/15/2016	<0.001	<0.001		<0.001
11/16/2016			<0.001	
1/12/2017		<0.001		
1/13/2017	<0.001			<0.001
1/17/2017			<0.001	
3/1/2017	<0.001	<0.001		<0.001
3/2/2017			<0.001	
4/24/2017		<0.001		<0.001
4/25/2017	<0.001		<0.001	
7/13/2017			<0.001	
7/24/2017				<0.001
7/25/2017	<0.001	<0.001	9E-05 (J)	
1/11/2018		<0.001		
1/12/2018	<0.001		0.00011 (J)	<0.001
7/11/2018	<0.001	<0.001		
7/12/2018			0.0001 (J)	<0.001
1/29/2019	<0.001			

ND substitution: RL or RL/2 if <15% NDs.

Time Series

Constituent: Thallium (mg/L) Analysis Run 3/11/2024 5:03 PM

Plant McIntosh Client: Southern Company Data: McIntosh LF4 CCR

	GWC-20	GWC-21	GWC-23	GWC-9
1/30/2019		<0.001	0.00016 (J)	<0.001
3/27/2019	<0.001	<0.001	0.00011	<0.001
9/11/2019	0.00034 (J)	0.00041 (J)	0.00034 (J)	0.00023 (J)
4/1/2020	<0.001	<0.001	<0.001	<0.001
9/15/2020	<0.001	<0.001	<0.001	
9/16/2020				<0.001
3/16/2021	<0.001			
3/17/2021		<0.001	<0.001	<0.001
8/19/2021	<0.001	<0.001	<0.001	<0.001
2/22/2022	<0.001			
2/23/2022		<0.001	<0.001	<0.001
8/3/2022	<0.001			<0.001
8/4/2022		<0.001	<0.001	
2/8/2023	<0.001	<0.001	<0.001	<0.001
8/2/2023	<0.001			<0.001
8/3/2023		<0.001	<0.001	
2/7/2024	<0.001	<0.001	<0.001	<0.001

ND substitution: RL or RL/2 if <15% NDs.

Time Series

Constituent: Total Dissolved Solids (mg/L) Analysis Run 3/11/2024 5:03 PM

Plant McIntosh Client: Southern Company Data: McIntosh LF4 CCR

	GWA-13 (bg)	GWA-14 (bg)	GWA-15 (bg)	GWA-16 (bg)	GWA-2 (bg)
4/19/2016					<25
4/20/2016	<10	<10		<10	
4/21/2016			<25		
6/14/2016	47	65			55
6/15/2016			58	67	
8/9/2016	10	24	6	4 (J)	6
9/26/2016					24
9/27/2016	16	14	16	18	
11/15/2016	4 (J)	18	18	26	38
1/10/2017					18
1/11/2017		6	8	<10	
1/12/2017	26				
2/28/2017	6	14	4 (J)		12
3/1/2017				6	
4/19/2017					14
4/20/2017	<10	<10	10	<10	
10/10/2017					10
10/11/2017	32	22	26	24	
1/10/2018	10				6
1/11/2018		36	56	6	
7/11/2018	28 (J)	20 (J)	<5 (J)	24 (J)	16 (J)
1/29/2019	24	22	23	26	36
3/26/2019	<10	17	17	27	
3/27/2019					36
9/10/2019	21	16		13	
9/11/2019			15		28
3/31/2020	17				
4/1/2020		<10	21	15	32
9/15/2020	17	17	13	14	22
3/16/2021	23	17		20	24
3/17/2021			29		
8/17/2021		19		19	48
8/18/2021	21				
8/19/2021			21		
2/22/2022	17	16	22	17	27
8/2/2022	<10	13	11	<10	12
2/6/2023	19				
2/7/2023		23	23	24	32
8/1/2023	35		47	35	26
8/2/2023		26			
2/6/2024	23	20	28	27	34

ND substitution: RL or RL/2 if <15% NDs. Substitution method for trace values of the form <PQL(J): PQL.

Time Series

Constituent: Total Dissolved Solids (mg/L) Analysis Run 3/11/2024 5:03 PM

Plant McIntosh Client: Southern Company Data: McIntosh LF4 CCR

	GWA-3 (bg)	GWA-4A (bg)	GWA-5 (bg)	GWC-1	GWC-10
4/19/2016	<10				
4/20/2016		<5	<5	<25	
4/21/2016					49
6/14/2016	46	67	62		
6/15/2016				52	
6/16/2016					109
8/9/2016	18		6		
8/10/2016				10	58
8/11/2016		<5			
9/27/2016	30	28	10	30	100
11/14/2016	26	48			
11/15/2016			32	32	94
1/10/2017	18	22			
1/11/2017			12		
1/12/2017				52	110
2/28/2017	22	32	<5		
3/1/2017				44	110
4/19/2017	14				
4/20/2017		20	34	20	
4/24/2017					32
10/10/2017		24			
10/11/2017	30		40	54	
10/12/2017					74
12/12/2017					150
1/10/2018	28	42	48		
1/11/2018				100	150
7/11/2018	12 (J)	<5 (J)	22 (J)		
7/12/2018				24 (J)	140 (J)
1/29/2019	27	26	34		
1/30/2019				55 (J)	160 (J)
3/26/2019		39	21		
3/27/2019	35			26	130
9/10/2019		36	13		
9/11/2019	15			49	130
3/31/2020		27	28		
4/1/2020	20			39	130
9/15/2020	<10		23	25	140
9/16/2020		21			
3/16/2021	25			29	130
3/17/2021		36	31		
8/17/2021	21				
8/18/2021				33	140
8/19/2021		26	20		
2/22/2022	16		21		
2/23/2022		21		31	130
8/2/2022	11		11		
8/3/2022		20		33	130
2/7/2023	25	21	24	34	
2/8/2023					130
8/1/2023		25	19		
8/2/2023	31			35	130
2/6/2024	22	20	25		

ND substitution: RL or RL/2 if <15% NDs. Substitution method for trace values of the form <PQL(J): PQL.

Time Series

Constituent: Total Dissolved Solids (mg/L) Analysis Run 3/11/2024 5:03 PM

Plant McIntosh Client: Southern Company Data: McIntosh LF4 CCR

	GWA-3 (bg)	GWA-4A (bg)	GWA-5 (bg)	GWC-1	GWC-10
2/7/2024				33	130

Time Series

Constituent: Total Dissolved Solids (mg/L) Analysis Run 3/11/2024 5:03 PM

Plant McIntosh Client: Southern Company Data: McIntosh LF4 CCR

	GWC-11	GWC-12	GWC-17 (bg)	GWC-18 (bg)	GWC-19
4/19/2016				106	34
4/20/2016	32	41	29		
6/15/2016	81	27	85		
6/16/2016				150	34
8/9/2016			<5		
8/10/2016	64	6			32
8/11/2016				78	
9/27/2016	60	16	6		
9/28/2016				43	13
11/15/2016	72	22	24		64
11/16/2016				140	
1/11/2017			20	64	
1/12/2017	84	44			
1/16/2017					12
3/1/2017	64	8	38	88	72
4/20/2017		<5	6		
4/24/2017	46				
4/25/2017				92	62
10/11/2017	88		48		
10/12/2017		12		54	38
12/13/2017	68				
1/11/2018	10	34	18		
1/12/2018				110	81
7/11/2018			22 (J)	16 (J)	38 (J)
7/12/2018	94 (J)	26 (J)			
1/29/2019			37		62
1/30/2019	89 (J)	22 (J)		100 (J)	
3/27/2019	79	24	38	79	61
9/11/2019	39	28	31	45	49
4/1/2020		20	27	73	52
4/2/2020	63				
9/15/2020	82		26	64	
9/16/2020		17			60
3/16/2021		19	25		65
3/17/2021	81			59	
8/18/2021	97	20			
8/19/2021			32	71	57
2/22/2022			27		
2/23/2022	70	16		54	41
8/2/2022	35		15	39	
8/3/2022		25			50
2/7/2023		27		90	
2/8/2023	71		35		54
8/2/2023	79	28	38	89	51
2/6/2024			34		
2/7/2024	73			88	48
2/8/2024		23			

ND substitution: RL or RL/2 if <15% NDs.

Time Series

Constituent: Total Dissolved Solids (mg/L) Analysis Run 3/11/2024 5:03 PM

Plant McIntosh Client: Southern Company Data: McIntosh LF4 CCR

	GWC-20	GWC-21	GWC-23	GWC-9
4/19/2016				49
4/21/2016	28	<5		
6/15/2016				84
6/16/2016	42	30	78	
8/10/2016	6	<5	88	44
9/27/2016	20	14		30
9/28/2016			35	
11/15/2016	82	58		32
11/16/2016			98	
1/12/2017		38		
1/13/2017	36			54
1/17/2017			36	
3/1/2017	40	32		34
3/2/2017			38	
4/24/2017		16		<10
4/25/2017	14		28	
7/13/2017			20	
10/12/2017	22	12	24	20
1/11/2018		20		
1/12/2018	56		43	48
7/11/2018	32 (J)	52 (J)		
7/12/2018			40	42 (J)
1/29/2019	27			
1/30/2019		43 (J)	38 (J)	42 (J)
3/27/2019	57	33	42	34
9/11/2019	45	23	24	43
4/1/2020	26	21	25	36
9/15/2020	34	24	27	
9/16/2020				<10
3/16/2021	37			
3/17/2021		24	24	40
8/19/2021	40	32	32	37
2/22/2022	33			
2/23/2022		26	23	30
8/3/2022	35			42
8/4/2022		26	33	
2/8/2023	31	32	31	44
8/2/2023	36			45
8/3/2023		30	36	
2/7/2024	33	28	33	50

ND substitution: RL or RL/2 if <15% NDs.

Time Series

Constituent: Vanadium (mg/L) Analysis Run 3/11/2024 5:03 PM

Plant McIntosh Client: Southern Company Data: McIntosh LF4 CCR

	GWA-13 (bg)	GWA-14 (bg)	GWA-15 (bg)	GWA-16 (bg)	GWA-2 (bg)
8/25/2004					<0.002
9/11/2004					<0.002
9/26/2004					<0.002
10/13/2004					<0.002
7/11/2005					<0.002
12/7/2005					<0.002
6/22/2006					<0.002
11/28/2006					<0.002
7/6/2007					<0.002
12/13/2007					<0.002
6/20/2008					<0.002
12/7/2008					<0.002
7/9/2009					<0.002
12/28/2009					<0.002
6/22/2010					<0.002
1/4/2011					<0.002
7/9/2011					<0.002
1/21/2012					<0.002
7/11/2012					0.0051
1/20/2013					<0.002
7/19/2013					<0.002
1/15/2014					<0.002
7/11/2014					<0.002
1/16/2015					<0.002
6/20/2015					<0.002
12/7/2015	<0.002	<0.002	<0.002	<0.002	
12/14/2015				<0.002	
12/15/2015	<0.002	<0.002	<0.002		
12/28/2015			<0.002	<0.002	
12/29/2015	<0.002	<0.002			
1/13/2016	<0.002	<0.002	<0.002	<0.002	
1/16/2016					<0.002
1/25/2016	<0.002	<0.002	<0.002	<0.002	
6/14/2016	0.00055 (J)	0.00033 (J)			0.00044 (J)
6/15/2016			0.0003 (J)	0.00015 (J)	
1/10/2017					0.0014 (J)
1/11/2017		<0.002	0.0017 (J)	0.0015 (J)	
1/12/2017	0.0018 (J)				
7/17/2017					<0.002
7/18/2017	<0.002				
7/19/2017		<0.002	<0.002	<0.002	
1/10/2018	<0.002				<0.002
1/11/2018		<0.002	<0.002	<0.002	
7/11/2018	<0.002	<0.002	<0.002	<0.002	<0.002
1/29/2019	0.0018 (J)	<0.002	<0.002	<0.002	<0.002
3/26/2019	<0.002	<0.002	0.0041	0.0019	
3/27/2019					0.0019
9/10/2019	0.0027	0.002		0.0019	
9/11/2019			0.0016		0.0014
3/31/2020	<0.002				
4/1/2020		<0.002	<0.002	<0.002	<0.002
9/15/2020	<0.002	<0.002	<0.002	<0.002	<0.002

ND substitution: RL or RL/2 if <15% NDs.

Time Series

Constituent: Vanadium (mg/L) Analysis Run 3/11/2024 5:03 PM

Plant McIntosh Client: Southern Company Data: McIntosh LF4 CCR

	GWA-13 (bg)	GWA-14 (bg)	GWA-15 (bg)	GWA-16 (bg)	GWA-2 (bg)
3/16/2021	<0.002	<0.002		<0.002	<0.002
3/17/2021			<0.002		
8/17/2021		<0.002		<0.002	<0.002
8/18/2021	<0.002				
8/19/2021			<0.002		
2/22/2022	<0.002	<0.002	<0.002	<0.002	0.001
8/2/2022	<0.002	<0.002	<0.002	<0.002	<0.002
2/6/2023	<0.002				
2/7/2023		<0.002	<0.002	<0.002	<0.002
8/1/2023	<0.002		<0.002	<0.002	<0.002
8/2/2023		<0.002			
2/6/2024	<0.002	<0.002	<0.002	0.00063 (J)	<0.002

ND substitution: RL or RL/2 if <15% NDs.

Time Series

Constituent: Vanadium (mg/L) Analysis Run 3/11/2024 5:03 PM

Plant McIntosh Client: Southern Company Data: McIntosh LF4 CCR

	GWA-3 (bg)	GWA-4A (bg)	GWA-5 (bg)	GWC-1	GWC-10
8/25/2004	<0.002	<0.002	<0.002	<0.002	<0.001
9/11/2004	<0.002	<0.002	<0.002	<0.002	<0.001
9/26/2004	<0.002	<0.002	<0.002	<0.002	<0.001
10/13/2004	<0.002	<0.002	<0.002		<0.001
7/11/2005	<0.002	<0.002	<0.002	<0.002	<0.001
12/7/2005	<0.002	<0.002	<0.002	<0.002	<0.001
6/22/2006	<0.002	<0.002	<0.002	<0.002	<0.001
11/28/2006	<0.002	<0.002	<0.002	<0.002	<0.001
7/6/2007	0.0031	<0.002	<0.002	<0.002	<0.001
12/13/2007	<0.002	<0.002	<0.002	<0.002	<0.001
6/20/2008	0.005	0.0033	<0.002	<0.002	<0.001
12/7/2008	<0.002	<0.002	<0.002	<0.002	<0.001
7/9/2009	<0.002	<0.002	<0.002	<0.002	
7/10/2009					<0.001
12/28/2009	<0.002			<0.002	
12/29/2009			<0.002		<0.001
12/30/2009		<0.002			
6/22/2010	<0.002	<0.002	<0.002	<0.002	<0.001
1/4/2011		<0.002	<0.002	<0.002	<0.001
1/5/2011	0.056 (O)				
7/9/2011	0.0033		<0.002	0.0032	
7/10/2011		<0.002			<0.001
1/20/2012	<0.002				
1/21/2012		<0.002	<0.002	<0.002	<0.001
7/11/2012	<0.002	<0.002	<0.002	<0.002	<0.001
1/19/2013	<0.002		<0.002		
1/20/2013		<0.002		<0.002	<0.001
7/18/2013	<0.002		<0.002		
7/19/2013		<0.002		<0.002	<0.001
1/15/2014	<0.002		<0.002	<0.002	
1/16/2014		<0.002			<0.001
7/10/2014		<0.002	<0.002		<0.001
7/11/2014	<0.002			<0.002	
1/15/2015	<0.002		<0.002		
1/16/2015		<0.002		<0.002	0.00098 (J)
6/19/2015	<0.002		0.0035 (J)		
6/20/2015		<0.002		0.0017 (J)	0.0019 (J)
1/14/2016		<0.002	<0.002		
1/16/2016	<0.002			<0.002	0.0008 (J)
6/14/2016	0.00027 (J)	0.00028 (J)	0.00047 (J)		
6/15/2016				0.00031 (J)	
6/16/2016					0.0011 (J)
1/10/2017	0.0015 (J)	0.0014 (J)			
1/11/2017			0.0016 (J)		
1/12/2017				0.0031	0.0087 (o)
7/18/2017	<0.002	<0.002	<0.002		
7/19/2017				<0.002	
7/24/2017					0.0027
1/10/2018	<0.002	<0.002	<0.002		
1/11/2018				<0.002	<0.001
7/11/2018	<0.002	<0.002	<0.002		
7/12/2018				<0.002	<0.001

ND substitution: RL or RL/2 if <15% NDs.

Time Series

Constituent: Vanadium (mg/L) Analysis Run 3/11/2024 5:03 PM

Plant McIntosh Client: Southern Company Data: McIntosh LF4 CCR

	GWA-3 (bg)	GWA-4A (bg)	GWA-5 (bg)	GWC-1	GWC-10
1/29/2019	<0.002	<0.002	<0.002		
1/30/2019				<0.002	0.0027 (J)
3/26/2019		0.0027	0.0015		
3/27/2019	0.0047			<0.002	0.0065 (o)
9/10/2019		0.0018	0.0018		
9/11/2019	0.0012			0.0013	0.0022
3/31/2020		<0.002	<0.002		
4/1/2020	<0.002			<0.002	0.0012
9/15/2020	<0.002		<0.002	<0.002	<0.001
9/16/2020		<0.002			
3/16/2021	<0.002			<0.002	0.0013
3/17/2021		<0.002	<0.002		
8/17/2021	<0.002				
8/18/2021				0.0011	0.0015
8/19/2021		<0.002	<0.002		
2/22/2022	<0.002		<0.002		
2/23/2022		<0.002		<0.002	0.0011
8/2/2022	<0.002		<0.002		
8/3/2022		0.00097 (J)		<0.002	0.002
2/7/2023	<0.002	<0.002	<0.002	<0.002	
2/8/2023					0.001 (J)
8/1/2023		<0.002	<0.002		
8/2/2023	<0.002			0.00084 (J)	0.00096 (J)
2/6/2024	<0.002	<0.002	<0.002		
2/7/2024				<0.002	0.0015 (J)

ND substitution: RL or RL/2 if <15% NDs.

Time Series

Constituent: Vanadium (mg/L) Analysis Run 3/11/2024 5:03 PM

Plant McIntosh Client: Southern Company Data: McIntosh LF4 CCR

	GWC-11	GWC-12	GWC-17 (bg)	GWC-18 (bg)	GWC-19
8/25/2004	<0.0025	<0.002			
9/11/2004	<0.0025	<0.002			
9/26/2004	<0.0025	<0.002			
10/13/2004	<0.0025	<0.002			
7/11/2005	<0.0025	<0.002			
12/7/2005	<0.0025	<0.002			
6/22/2006	<0.0025	<0.002			
11/28/2006	<0.0025	<0.002			
7/6/2007	<0.0025	<0.002			
12/13/2007	<0.0025	<0.002			
6/20/2008	0.0093 (o)	<0.002			
12/7/2008	<0.0025	<0.002			
7/10/2009	<0.0025	<0.002			
12/28/2009		<0.002			
12/29/2009	<0.0025				
6/22/2010	0.0025	<0.002			
1/4/2011		<0.002			
1/5/2011	<0.0025				
7/9/2011	<0.0025	<0.002			
1/20/2012		<0.002			
1/21/2012	<0.0025				
7/11/2012	<0.0025	<0.002			
1/19/2013	<0.0025	<0.002			
7/18/2013		<0.002			
7/19/2013	<0.0025				
1/15/2014	<0.0025	<0.002			
7/11/2014	0.001 (J)	<0.002			
1/15/2015		<0.002			
1/16/2015	0.00089 (J)				
6/19/2015		<0.002			
6/20/2015	0.0017 (J)				
12/8/2015			<0.002	0.0023 (J)	0.0023 (J)
12/14/2015			<0.002	0.0028 (J)	
12/15/2015					0.0016 (J)
12/28/2015			<0.002	0.0024 (J)	0.0013 (J)
1/13/2016			<0.002		
1/14/2016	0.0017 (J)			0.0022 (J)	0.0014 (J)
1/16/2016		<0.002			
1/26/2016			<0.002	0.0022 (J)	0.0013 (J)
6/15/2016	0.0018 (J)	0.0004 (J)	0.00047 (J)		
6/16/2016				0.0041 (J)	0.00092 (J)
1/11/2017			<0.002	0.003	
1/12/2017	0.01 (o)	0.0075 (o)			
1/16/2017					0.0067
7/19/2017			<0.002		
7/20/2017		0.0015 (J)			
7/24/2017	0.0015 (J)				
7/25/2017				0.0055	0.0035
1/11/2018	<0.0025	<0.002	<0.002		
1/12/2018				0.0022 (J)	<0.002
7/11/2018			<0.002	0.0016 (J)	<0.002
7/12/2018	<0.0025	<0.002			

ND substitution: RL or RL/2 if <15% NDs.

Time Series

Constituent: Vanadium (mg/L) Analysis Run 3/11/2024 5:03 PM

Plant McIntosh Client: Southern Company Data: McIntosh LF4 CCR

	GWC-11	GWC-12	GWC-17 (bg)	GWC-18 (bg)	GWC-19
1/29/2019			<0.002		<0.002
1/30/2019	<0.0025	<0.002		0.0042 (J)	
3/27/2019	0.0016	0.0078 (o)	0.004	0.0074	<0.002
9/11/2019	0.0025	0.0011	0.0018	0.0037	0.0023
4/1/2020		<0.002	<0.002	0.0024	<0.002
4/2/2020	0.0016				
9/15/2020	0.001		<0.002	0.0022	
9/16/2020		<0.002			<0.002
3/16/2021		<0.002	<0.002		<0.002
3/17/2021	0.0015			0.0026	
8/18/2021	0.0018	<0.002			
8/19/2021			0.0013	0.003	0.0015
2/22/2022			<0.002		
2/23/2022	0.0013	<0.002		0.0025	0.00088 (J)
8/2/2022	0.0014		<0.002	0.0028	
8/3/2022		0.0016			0.0022
2/7/2023		<0.002		0.0038	
2/8/2023	0.00095 (J)		<0.002		0.00088 (J)
8/2/2023	0.0015 (J)	<0.002	<0.002	0.0031	<0.002
2/6/2024			0.00082 (J)		
2/7/2024	0.0016 (J)			0.0034	0.0011 (J)
2/8/2024		<0.002			

ND substitution: RL or RL/2 if <15% NDs.

Time Series

Constituent: Vanadium (mg/L) Analysis Run 3/11/2024 5:03 PM

Plant McIntosh Client: Southern Company Data: McIntosh LF4 CCR

	GWC-20	GWC-21	GWC-23	GWC-9
8/25/2004				<0.002
9/11/2004				<0.002
9/26/2004				<0.002
10/13/2004				<0.002
7/11/2005				<0.002
12/7/2005				<0.002
6/22/2006				<0.002
11/28/2006				<0.002
7/6/2007				<0.002
12/13/2007				<0.002
6/20/2008				0.0037
12/7/2008				<0.002
7/9/2009				<0.002
12/29/2009				<0.002
6/22/2010				<0.002
1/5/2011				<0.002
7/9/2011				<0.002
1/21/2012				<0.002
7/11/2012				<0.002
1/19/2013				<0.002
7/18/2013				<0.002
1/15/2014				<0.002
7/10/2014				<0.002
1/16/2015				<0.002
6/20/2015				<0.002
12/9/2015	<0.002	<0.002		
12/14/2015	<0.002	<0.002		
12/29/2015	<0.002	<0.002		
1/14/2016	<0.002	<0.002		<0.002
1/25/2016	<0.002	<0.002		
6/15/2016				0.00019 (J)
6/16/2016	0.00054 (J)	0.00048 (J)	0.00063 (J)	
1/12/2017		0.0058		
1/13/2017	0.0074			0.0091 (o)
1/17/2017			0.0026	
7/24/2017				0.0027
7/25/2017	0.0034	0.0029	0.003	
1/11/2018		<0.002		
1/12/2018	<0.002		<0.002	<0.002
7/11/2018	<0.002	<0.002		
7/12/2018			<0.002	<0.002
1/29/2019	<0.002			
1/30/2019		<0.002	<0.002	<0.002
3/27/2019	0.0031	0.0049	0.0055	0.006
9/11/2019	0.0018	0.0015	0.0015	0.0015
4/1/2020	<0.002	<0.002	<0.002	<0.002
9/15/2020	<0.002	<0.002	<0.002	
9/16/2020				<0.002
3/16/2021	<0.002			
3/17/2021		<0.002	<0.002	<0.002
8/19/2021	<0.002	0.001	0.0011	<0.002
2/22/2022	<0.002			

ND substitution: RL or RL/2 if <15% NDs.

Time Series

Constituent: Vanadium (mg/L) Analysis Run 3/11/2024 5:03 PM

Plant McIntosh Client: Southern Company Data: McIntosh LF4 CCR

	GWC-20	GWC-21	GWC-23	GWC-9
2/23/2022		<0.002	<0.002	<0.002
8/3/2022	0.0017			0.0016
8/4/2022		0.0019	0.00095 (J)	
2/8/2023	<0.002	<0.002	<0.002	<0.002
8/2/2023	<0.002			<0.002
8/3/2023		<0.002	0.0007 (J)	
2/7/2024	0.00081 (J)	<0.002	0.00083 (J)	0.001 (J)

ND substitution: RL or RL/2 if <15% NDs.

Time Series

Constituent: Zinc (mg/L) Analysis Run 3/11/2024 5:03 PM

Plant McIntosh Client: Southern Company Data: McIntosh LF4 CCR

	GWA-13 (bg)	GWA-14 (bg)	GWA-15 (bg)	GWA-16 (bg)	GWA-2 (bg)
8/25/2004					0.014
9/11/2004					<0.02
9/26/2004					<0.02
10/13/2004					<0.02
7/11/2005					<0.02
12/7/2005					<0.02
6/22/2006					0.0041
11/28/2006					0.0033
7/6/2007					0.0036
12/13/2007					<0.02
6/20/2008					0.0045
12/7/2008					0.0031
7/9/2009					0.004
12/28/2009					0.0027
6/22/2010					0.0028
1/4/2011					0.0027
7/9/2011					0.0051
1/21/2012					0.004
7/11/2012					0.0075
1/20/2013					0.0034
7/19/2013					<0.02
1/15/2014					0.0049
7/11/2014					0.0038
1/16/2015					0.0032
6/20/2015					0.0042
12/7/2015	0.0034	0.0044	0.0052	0.0048	
12/14/2015				0.0038	
12/15/2015	0.003	0.0031	0.0046		
12/28/2015			0.0042	0.0042	
12/29/2015	0.0028	0.0028			
1/13/2016	0.0025	0.0028	0.0038	0.0036	
1/16/2016					0.0042
1/25/2016	0.0022 (J)	0.0034	0.0036	0.0033	
6/14/2016	0.0042 (J)	0.0036 (J)			0.0043 (J)
6/15/2016			0.0028 (J)	0.0032 (J)	
1/10/2017					0.0084 (J)
1/11/2017		0.013 (J)	0.014 (J)	<0.005	
1/12/2017	<0.005				
7/17/2017					<0.02
7/18/2017	<0.005				
7/19/2017		<0.005	<0.005	<0.005	
1/10/2018	<0.005				<0.02
1/11/2018		<0.005	<0.005	<0.005	
7/11/2018	<0.005	<0.005	<0.005	<0.005	<0.02
1/29/2019	<0.005	0.0048 (J)	0.0059 (J)	0.0024 (J)	0.0064 (J)
3/26/2019	<0.005	<0.005	<0.005	<0.005	
3/27/2019					<0.02
9/10/2019	0.0061	0.0069		0.006	
9/11/2019			0.0062		0.0089
3/31/2020	<0.005				
4/1/2020		<0.005	<0.005	<0.005	0.0066
9/15/2020	0.0037 (J)	0.024	0.0033 (J)	0.0033 (J)	0.0049 (J)

ND substitution: RL or RL/2 if <15% NDs.

Time Series

Constituent: Zinc (mg/L) Analysis Run 3/11/2024 5:03 PM

Plant McIntosh Client: Southern Company Data: McIntosh LF4 CCR

	GWA-13 (bg)	GWA-14 (bg)	GWA-15 (bg)	GWA-16 (bg)	GWA-2 (bg)
3/16/2021	<0.005	0.007		0.005	0.0045 (J)
3/17/2021			0.0063		
8/17/2021		<0.005		<0.005	0.004 (J)
8/18/2021	<0.005				
8/19/2021			<0.005		
2/22/2022	<0.005	0.0054	0.0057	0.0076	0.0055
8/2/2022	<0.005	0.0042 (J)	0.0039 (J)	0.0032 (J)	0.0074
2/6/2023	<0.005				
2/7/2023		0.0031 (J)	<0.005	0.0063	0.0051
8/1/2023	0.0032 (J)		0.0029 (J)	0.0032 (J)	0.0061
8/2/2023		0.003 (J)			
2/6/2024	0.0045 (J)	0.0028 (J)	0.0041 (J)	0.0029 (J)	0.0041 (J)

ND substitution: RL or RL/2 if <15% NDs.

Time Series

Constituent: Zinc (mg/L) Analysis Run 3/11/2024 5:03 PM

Plant McIntosh Client: Southern Company Data: McIntosh LF4 CCR

	GWA-3 (bg)	GWA-4A (bg)	GWA-5 (bg)	GWC-1	GWC-10
8/25/2004	<0.005	<0.005	0.017	0.012	<0.005
9/11/2004	<0.005	<0.005	<0.005	<0.005	0.01
9/26/2004	<0.005	<0.005	<0.005	<0.005	<0.005
10/13/2004	<0.005	<0.005	<0.005		<0.005
7/11/2005	<0.005	<0.005	<0.005	<0.005	<0.005
12/7/2005	<0.005	0.06 (O)	<0.005	0.015	<0.005
6/22/2006	0.0042	0.0061	0.0033	0.0044	0.0034
11/28/2006	0.0048	0.0064	0.0034	0.0034	0.019
7/6/2007	0.045	0.011	0.0037	0.0029	<0.005
12/13/2007	0.005	0.0061	<0.005	<0.005	<0.005
6/20/2008	0.012	0.009	0.0042	0.0035	0.0039
12/7/2008	0.042	0.0071	0.0049	0.0036	<0.005
7/9/2009	0.0038	0.0059	0.0032	0.0032	
7/10/2009					<0.005
12/28/2009	<0.005			0.0032	
12/29/2009			0.0031		<0.005
12/30/2009		0.0038			
6/22/2010	<0.005	0.0044	<0.005	0.0032	<0.005
1/4/2011		0.0038	0.0029	<0.005	<0.005
1/5/2011	0.057 (O)				
7/9/2011	0.0085		0.0038	0.0076	
7/10/2011		0.005			0.0026
1/20/2012	0.0057				
1/21/2012		0.0074	0.0057	0.0034	<0.005
7/11/2012	<0.005	0.0047	0.0032	0.0028	<0.005
1/19/2013	<0.005		0.0032		
1/20/2013		<0.005		0.0032	<0.005
7/18/2013	0.0028		0.0027		
7/19/2013		0.0032		0.0028	<0.005
1/15/2014	0.0047		0.0059	0.0047	
1/16/2014		0.019			0.0031
7/10/2014		0.0038	0.0064		0.0012 (J)
7/11/2014	0.0025			0.0041	
1/15/2015	0.002 (J)		0.0024 (J)		
1/16/2015		0.0045		0.0035	0.0017 (J)
6/19/2015	0.0019 (J)		0.0057		
6/20/2015		0.0023 (J)		0.0043	0.0036
1/14/2016		0.0024 (J)	0.0022 (J)		
1/16/2016	0.0033			0.002 (J)	<0.005
6/14/2016	0.0028 (J)	0.0053 (J)	0.0028 (J)		
6/15/2016				0.0027 (J)	
6/16/2016					<0.005
1/10/2017	0.0079 (J)	<0.005			
1/11/2017			0.013 (J)		
1/12/2017				<0.005	<0.005
7/18/2017	<0.005	<0.005	<0.005		
7/19/2017				<0.005	
7/24/2017					<0.005
1/10/2018	<0.005	<0.005	<0.005		
1/11/2018				<0.005	<0.005
7/11/2018	<0.005	0.0098 (J)	<0.005		
7/12/2018				<0.005	<0.005

ND substitution: RL or RL/2 if <15% NDs.

Time Series

Constituent: Zinc (mg/L) Analysis Run 3/11/2024 5:03 PM

Plant McIntosh Client: Southern Company Data: McIntosh LF4 CCR

	GWA-3 (bg)	GWA-4A (bg)	GWA-5 (bg)	GWC-1	GWC-10
1/29/2019	<0.005	0.0064 (J)	0.0027 (J)		
1/30/2019				0.0031 (J)	<0.005
3/26/2019		0.01	<0.005		
3/27/2019	<0.005			<0.005	<0.005
9/10/2019		0.012	0.022		
9/11/2019	0.012			0.0088	0.0058
3/31/2020		0.013	<0.005		
4/1/2020	<0.005			0.0046 (J)	<0.005
9/15/2020	<0.005		0.0049 (J)	0.0049 (J)	0.0043 (J)
9/16/2020		0.011			
3/16/2021	0.0035 (J)			0.0047 (J)	<0.005
3/17/2021		0.0039 (J)	0.0041 (J)		
8/17/2021	<0.005				
8/18/2021				0.0035 (J)	<0.005
8/19/2021		0.004 (J)	<0.005		
2/22/2022	<0.005		<0.005		
2/23/2022		<0.005		<0.005	<0.005
8/2/2022	0.033		0.0051		
8/3/2022		0.012		0.0073	0.0046 (J)
2/7/2023	0.0032 (J)	0.0031 (J)	0.0037 (J)	0.0055	
2/8/2023					<0.005
8/1/2023		0.0047 (J)	0.0028 (J)		
8/2/2023	<0.005			0.0062	0.0046 (J)
2/6/2024	<0.005	0.0029 (J)	<0.005		
2/7/2024				0.0033 (J)	<0.005

ND substitution: RL or RL/2 if <15% NDs.

Time Series

Constituent: Zinc (mg/L) Analysis Run 3/11/2024 5:03 PM

Plant McIntosh Client: Southern Company Data: McIntosh LF4 CCR

	GWC-11	GWC-12	GWC-17 (bg)	GWC-18 (bg)	GWC-19
8/25/2004	<0.005	<0.005			
9/11/2004	<0.005	0.01			
9/26/2004	<0.005	<0.005			
10/13/2004	<0.005	<0.005			
7/11/2005	<0.005	<0.005			
12/7/2005	<0.005	<0.005			
6/22/2006	0.0025	0.0038			
11/28/2006	0.0026	0.007			
7/6/2007	0.0025	0.0025			
12/13/2007	<0.005	0.0032			
6/20/2008	0.0089	0.0044			
12/7/2008	0.041 (O)	0.0042			
7/10/2009	<0.005	0.0025			
12/28/2009		0.0027			
12/29/2009	<0.005				
6/22/2010	<0.005	<0.005			
1/4/2011		0.0033			
1/5/2011	<0.005				
7/9/2011	<0.005	0.0043			
1/20/2012		0.0038			
1/21/2012	0.005				
7/11/2012	0.0025	0.0035			
1/19/2013	<0.005	0.0028			
7/18/2013		0.0028			
7/19/2013	<0.005				
1/15/2014	0.0034	0.0053			
7/11/2014	0.0019 (J)	0.0034			
1/15/2015		0.003			
1/16/2015	<0.005				
6/19/2015		0.0035			
6/20/2015	<0.005				
12/8/2015			0.0058	0.0017 (J)	0.0035
12/14/2015			0.006	0.0028	
12/15/2015					0.0028
12/28/2015			0.0058	0.0024 (J)	0.0023 (J)
1/13/2016			0.0056		
1/14/2016	0.0022 (J)			0.0036	0.012
1/16/2016		0.0023 (J)			
1/26/2016			0.0046	0.0036	0.0034
6/15/2016	0.0028 (J)	0.0031 (J)	0.0053 (J)		
6/16/2016				0.0052 (J)	0.0026 (J)
1/11/2017			0.018 (J)	0.025	
1/12/2017	<0.005	<0.005			
1/16/2017					<0.005
7/19/2017			<0.02		
7/20/2017		<0.005			
7/24/2017	<0.005				
7/25/2017				<0.005	<0.005
1/11/2018	<0.005	<0.005	<0.02		
1/12/2018				<0.005	<0.005
7/11/2018			<0.02	<0.005	<0.005
7/12/2018	<0.005	<0.005			

ND substitution: RL or RL/2 if <15% NDs.

Time Series

Constituent: Zinc (mg/L) Analysis Run 3/11/2024 5:03 PM

Plant McIntosh Client: Southern Company Data: McIntosh LF4 CCR

	GWC-11	GWC-12	GWC-17 (bg)	GWC-18 (bg)	GWC-19
1/29/2019			0.0059 (J)		0.0051 (J)
1/30/2019	<0.005	<0.005		0.5 (o)	
3/27/2019	<0.005	<0.005	<0.02	<0.005	<0.005
9/11/2019	0.005	0.0066	0.013	0.0058	0.0046 (J)
4/1/2020		<0.005	0.005	<0.005	<0.005
4/2/2020	0.0049 (J)				
9/15/2020	<0.005		0.0052	0.0032 (J)	
9/16/2020		0.0033 (J)			0.004 (J)
3/16/2021		<0.005	0.006		<0.005
3/17/2021	0.0032 (J)			0.0032 (J)	
8/18/2021	<0.005	0.0081			
8/19/2021			0.013	0.015	0.017
2/22/2022			0.0046 (J)		
2/23/2022	<0.005	<0.005		<0.005	<0.005
8/2/2022	0.0052		0.0074	0.0058	
8/3/2022		0.0071			0.0057
2/7/2023		<0.005		0.0032 (J)	
2/8/2023	<0.005		0.0061		<0.005
8/2/2023	0.0061	0.0036 (J)	0.012	0.0044 (J)	0.0051
2/6/2024			0.005		
2/7/2024	<0.005			<0.005	<0.005
2/8/2024		0.004 (J)			

ND substitution: RL or RL/2 if <15% NDs.

Time Series

Constituent: Zinc (mg/L) Analysis Run 3/11/2024 5:03 PM

Plant McIntosh Client: Southern Company Data: McIntosh LF4 CCR

	GWC-20	GWC-21	GWC-23	GWC-9
8/25/2004				<0.005
9/11/2004				<0.005
9/26/2004				<0.005
10/13/2004				<0.005
7/11/2005				<0.005
12/7/2005				<0.005
6/22/2006				<0.005
11/28/2006				0.0034
7/6/2007				0.0049
12/13/2007				<0.005
6/20/2008				0.006
12/7/2008				0.0043
7/9/2009				<0.005
12/29/2009				0.0061
6/22/2010				<0.005
1/5/2011				<0.005
7/9/2011				0.0077
1/21/2012				0.0032
7/11/2012				<0.005
1/19/2013				<0.005
7/18/2013				<0.005
1/15/2014				0.0036
7/10/2014				0.0024 (J)
1/16/2015				0.0055
6/20/2015				<0.005
12/9/2015	0.0035	0.0016 (J)		
12/14/2015	0.0056	0.0015 (J)		
12/29/2015	0.0084	<0.005		
1/14/2016	0.0048	0.0052		<0.005
1/25/2016	0.0069	0.0017 (J)		
6/15/2016				0.0037 (J)
6/16/2016	0.0048 (J)	0.0097 (J)	0.0098 (J)	
1/12/2017		<0.005		
1/13/2017	<0.005			<0.005
1/17/2017			<0.02	
7/24/2017				<0.005
7/25/2017	<0.005	<0.005	0.0069 (J)	
1/11/2018		<0.005		
1/12/2018	<0.005		<0.02	<0.005
7/11/2018	<0.005	<0.005		
7/12/2018			<0.02	<0.005
1/29/2019	<0.005			
1/30/2019		0.0025 (J)	0.0049 (J)	0.051
3/27/2019	<0.005	<0.005	<0.02	<0.005
9/11/2019	0.0073	0.0063	0.0086	0.0058
4/1/2020	<0.005	0.0032 (J)	0.0033 (J)	<0.005
9/15/2020	0.0044 (J)	<0.005	0.004 (J)	
9/16/2020				0.0035 (J)
3/16/2021	<0.005			
3/17/2021		<0.005	0.0033 (J)	<0.005
8/19/2021	<0.005	<0.005	0.0081	<0.005
2/22/2022	0.0034 (J)			

ND substitution: RL or RL/2 if <15% NDs.

Time Series

Constituent: Zinc (mg/L) Analysis Run 3/11/2024 5:03 PM

Plant McIntosh Client: Southern Company Data: McIntosh LF4 CCR

	GWC-20	GWC-21	GWC-23	GWC-9
2/23/2022		0.004 (J)	0.017	<0.005
8/3/2022	0.0042 (J)			0.005
8/4/2022		0.016	0.016	
2/8/2023	<0.005	<0.005	0.0046 (J)	<0.005
8/2/2023	0.004 (J)			0.0032 (J)
8/3/2023		0.0047 (J)	0.0049 (J)	
2/7/2024	<0.005	<0.005	0.0035 (J)	<0.005

ND substitution: RL or RL/2 if <15% NDs.

FIGURE B.

Sanitas™ v.10.0.16 . UG

Box & Whiskers Plot

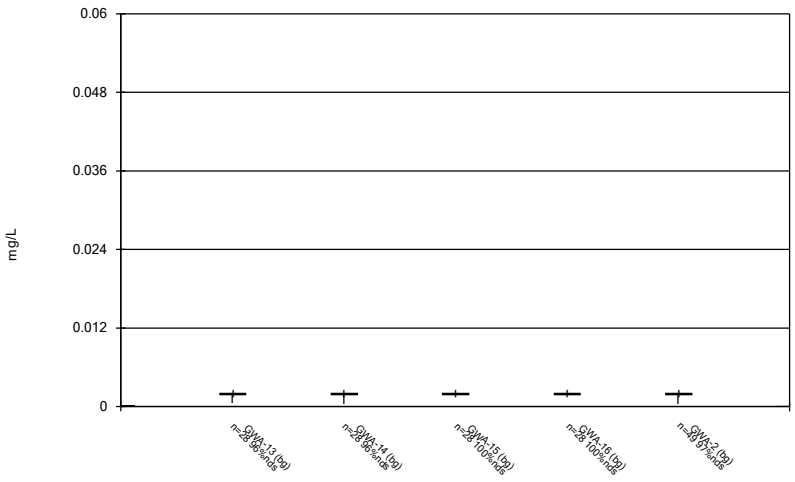

Constituent: Antimony Analysis Run 3/11/2024 5:42 PM

Plant McIntosh Client: Southern Company Data: McIntosh LF4 CCR

Sanitas™ v.10.0.16 . UG

Box & Whiskers Plot

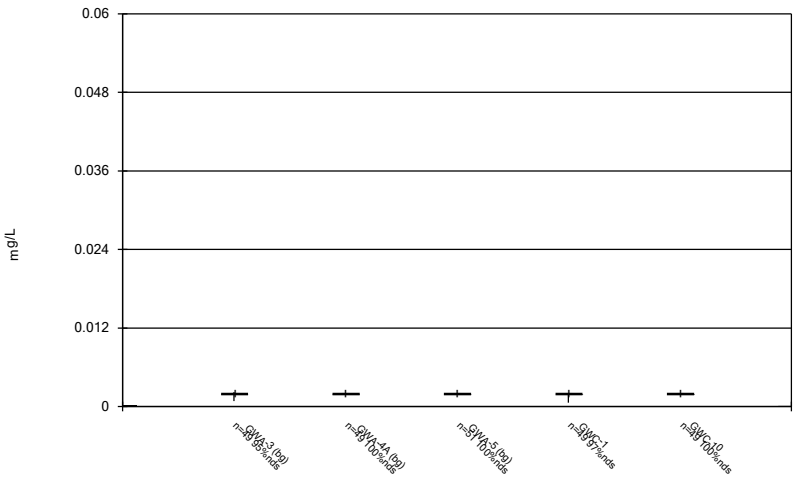

Constituent: Antimony Analysis Run 3/11/2024 5:42 PM

Plant McIntosh Client: Southern Company Data: McIntosh LF4 CCR

Sanitas™ v.10.0.16 . UG

Box & Whiskers Plot

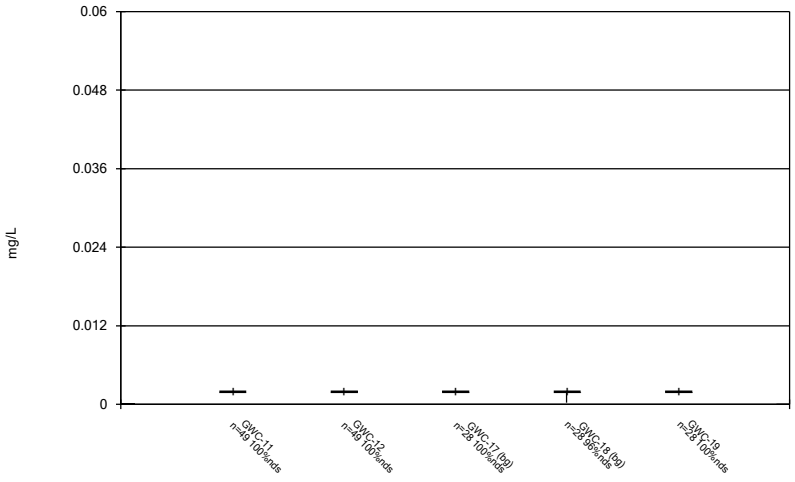

Constituent: Antimony Analysis Run 3/11/2024 5:42 PM

Plant McIntosh Client: Southern Company Data: McIntosh LF4 CCR

Sanitas™ v.10.0.16 . UG

Box & Whiskers Plot

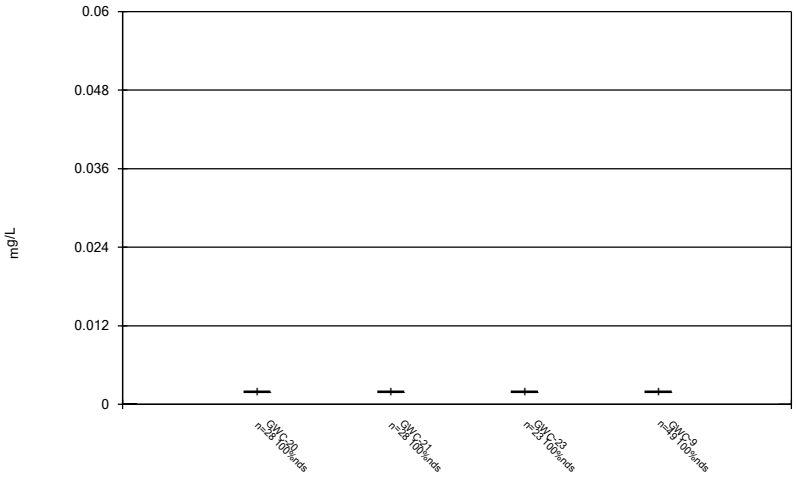

Constituent: Antimony Analysis Run 3/11/2024 5:42 PM

Plant McIntosh Client: Southern Company Data: McIntosh LF4 CCR

Sanitas™ v.10.0.16 . UG

Box & Whiskers Plot

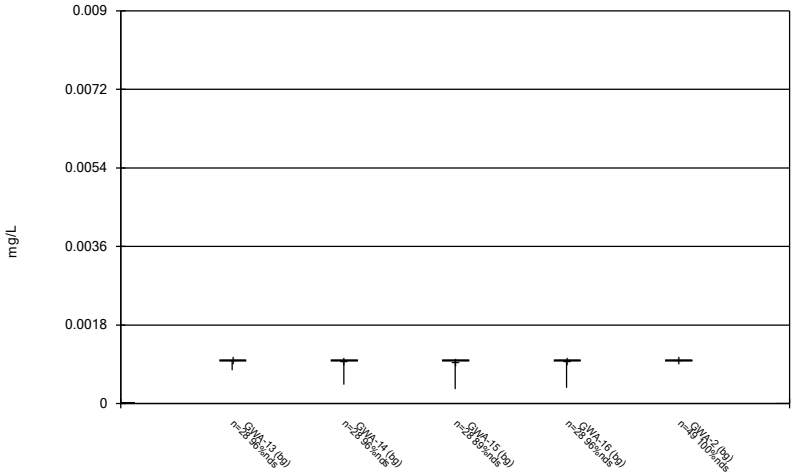

Constituent: Arsenic Analysis Run 3/11/2024 5:42 PM

Plant McIntosh Client: Southern Company Data: McIntosh LF4 CCR

Sanitas™ v.10.0.16 . UG

Box & Whiskers Plot

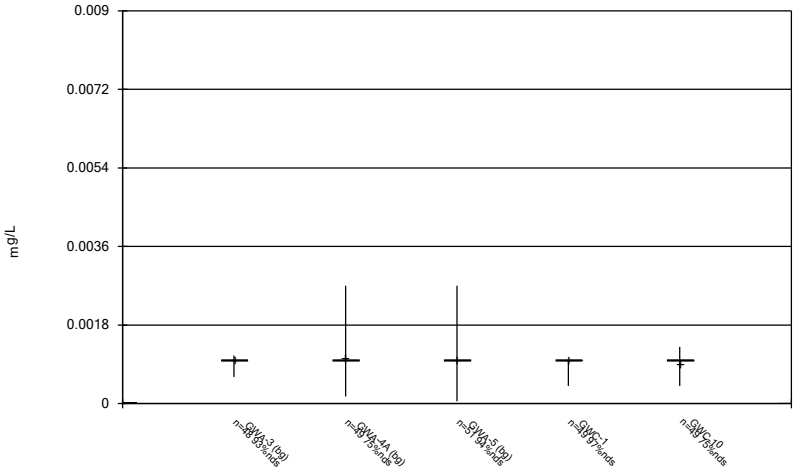

Constituent: Arsenic Analysis Run 3/11/2024 5:42 PM

Plant McIntosh Client: Southern Company Data: McIntosh LF4 CCR

Sanitas™ v.10.0.16 . UG

Box & Whiskers Plot

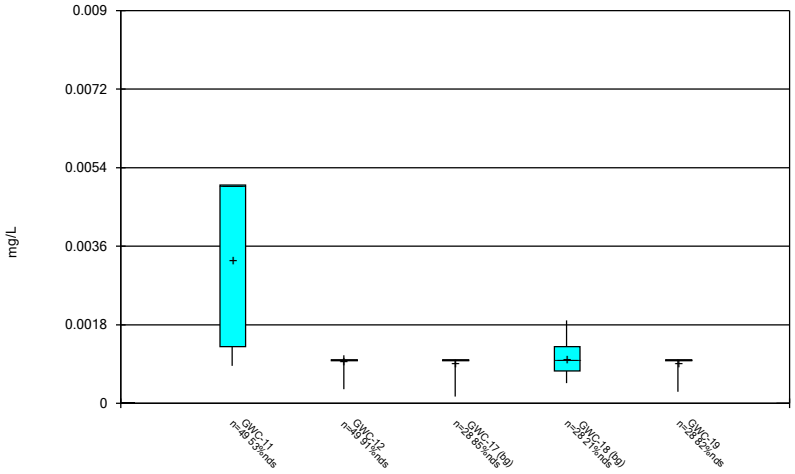

Constituent: Arsenic Analysis Run 3/11/2024 5:42 PM

Plant McIntosh Client: Southern Company Data: McIntosh LF4 CCR

Sanitas™ v.10.0.16 . UG

Box & Whiskers Plot

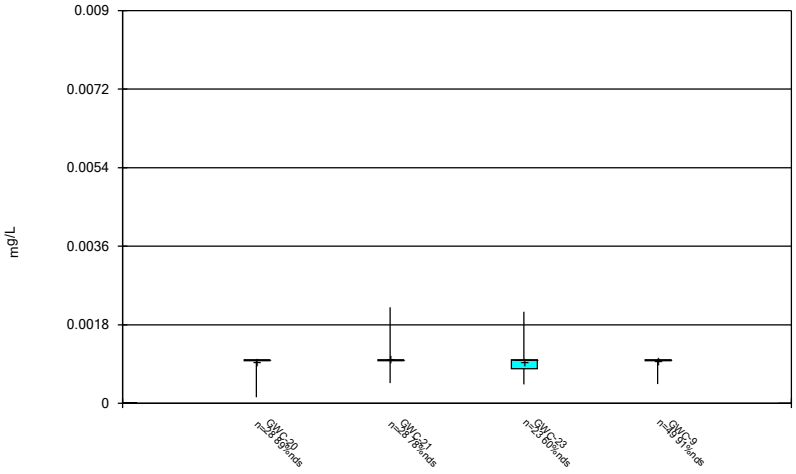

Constituent: Arsenic Analysis Run 3/11/2024 5:42 PM

Plant McIntosh Client: Southern Company Data: McIntosh LF4 CCR

Sanitas™ v.10.0.16 . UG

Box & Whiskers Plot

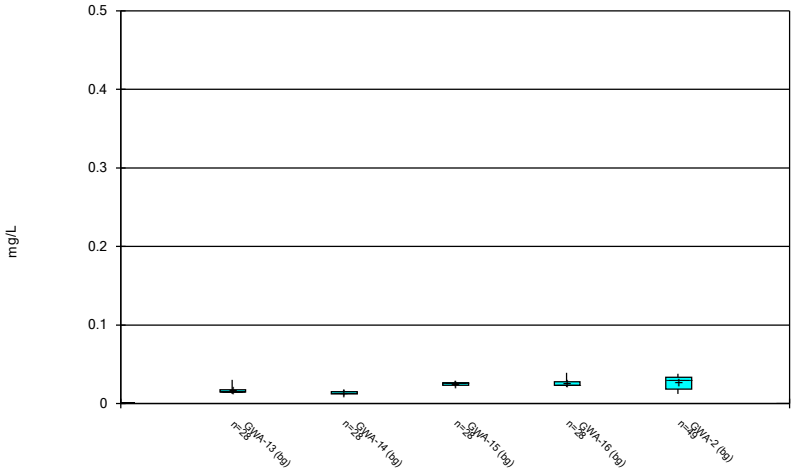

Constituent: Barium Analysis Run 3/11/2024 5:42 PM

Plant McIntosh Client: Southern Company Data: McIntosh LF4 CCR

Sanitas™ v.10.0.16 . UG

Box & Whiskers Plot

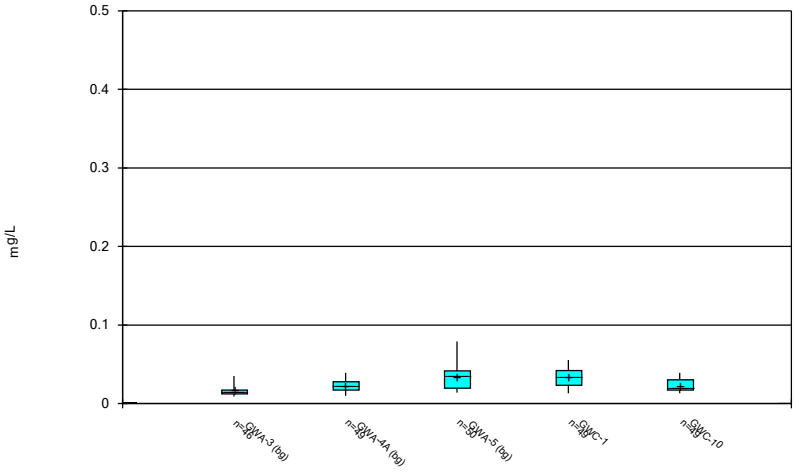

Constituent: Barium Analysis Run 3/11/2024 5:42 PM

Plant McIntosh Client: Southern Company Data: McIntosh LF4 CCR

Sanitas™ v.10.0.16 . UG

Box & Whiskers Plot

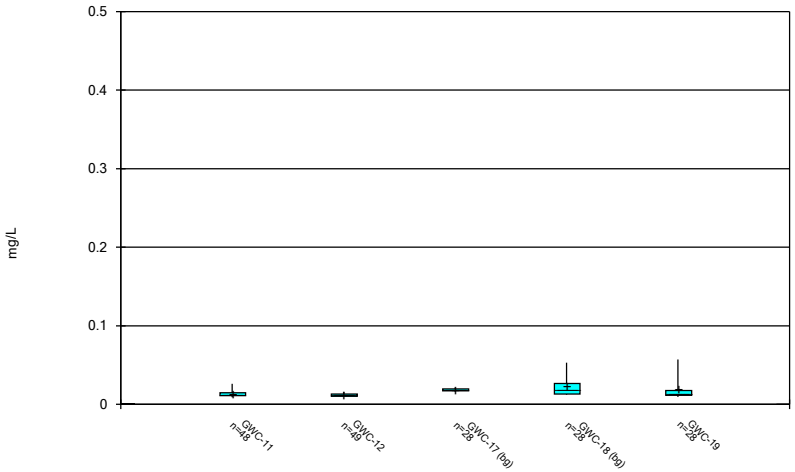

Constituent: Barium Analysis Run 3/11/2024 5:42 PM

Plant McIntosh Client: Southern Company Data: McIntosh LF4 CCR

Sanitas™ v.10.0.16 . UG

Box & Whiskers Plot

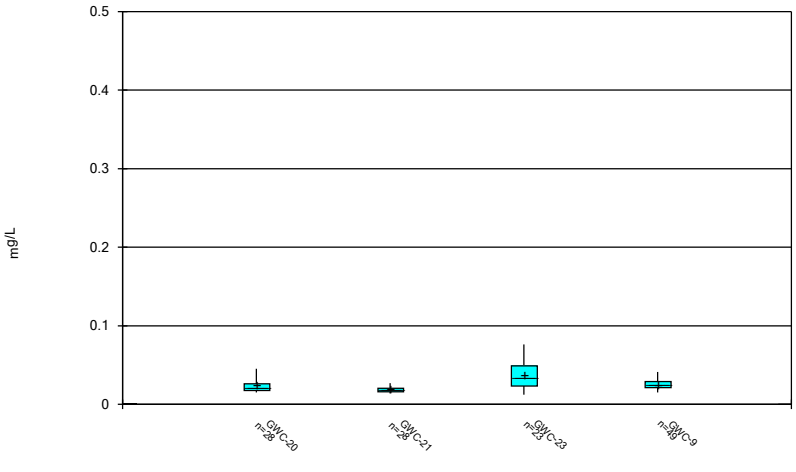

Constituent: Barium Analysis Run 3/11/2024 5:42 PM

Plant McIntosh Client: Southern Company Data: McIntosh LF4 CCR

Sanitas™ v.10.0.16 . UG

Box & Whiskers Plot

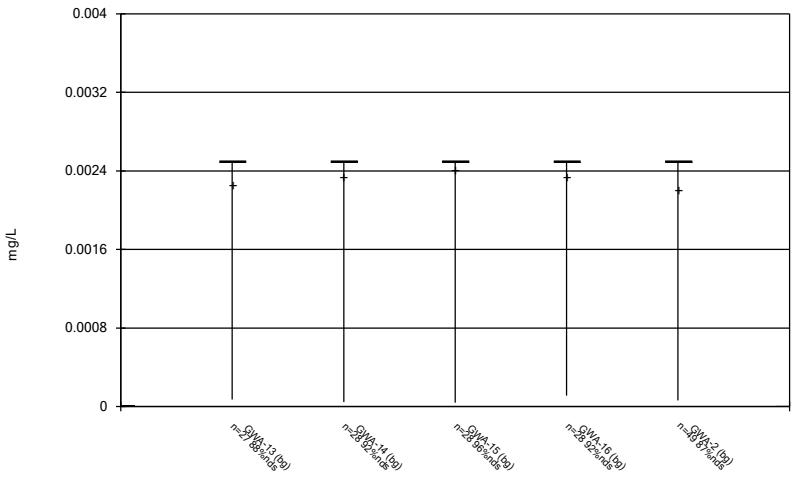

Constituent: Beryllium Analysis Run 3/11/2024 5:42 PM

Plant McIntosh Client: Southern Company Data: McIntosh LF4 CCR

Sanitas™ v.10.0.16 . UG

Box & Whiskers Plot

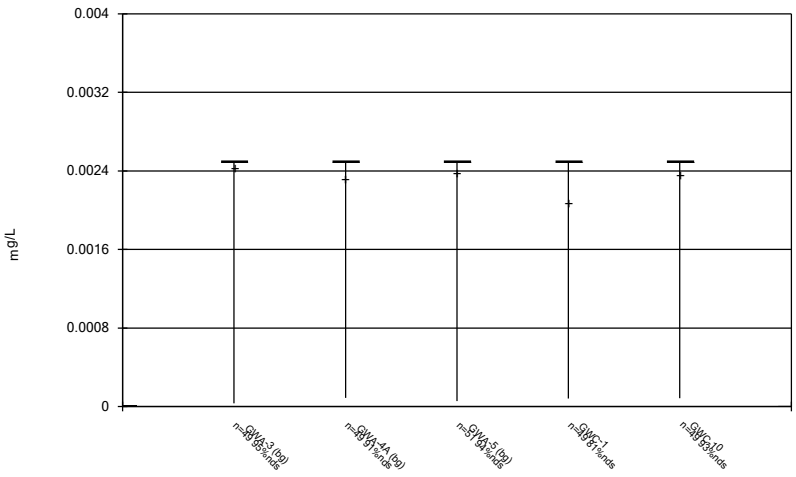

Constituent: Beryllium Analysis Run 3/11/2024 5:42 PM

Plant McIntosh Client: Southern Company Data: McIntosh LF4 CCR

Sanitas™ v.10.0.16 . UG

Box & Whiskers Plot

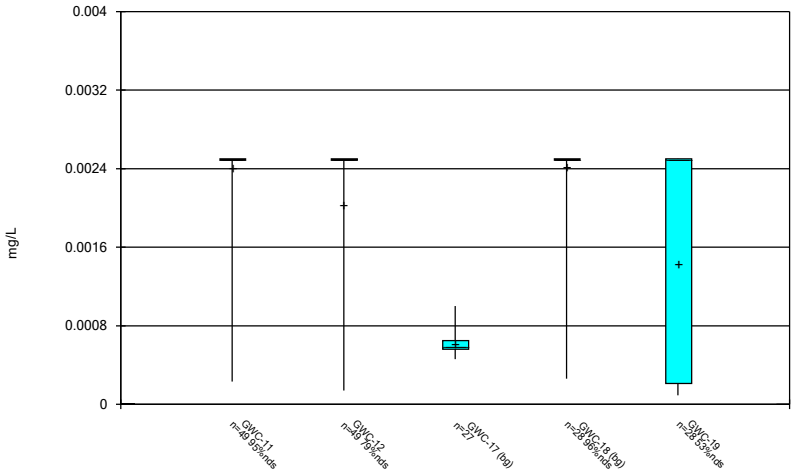

Constituent: Beryllium Analysis Run 3/11/2024 5:42 PM

Plant McIntosh Client: Southern Company Data: McIntosh LF4 CCR

Sanitas™ v.10.0.16 . UG

Box & Whiskers Plot

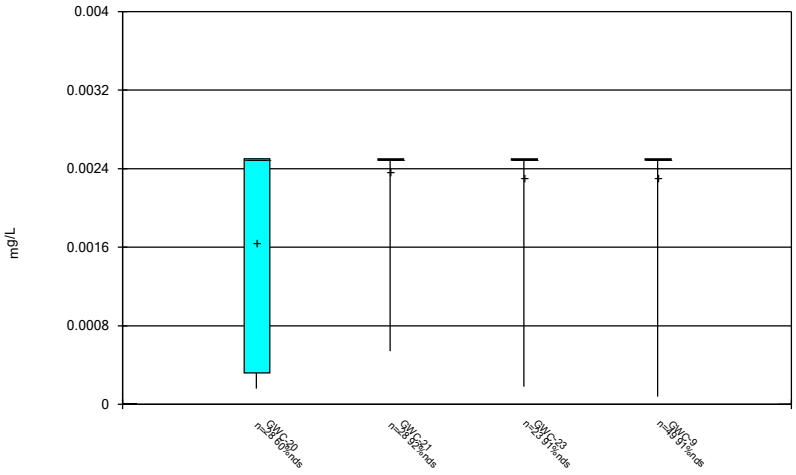

Constituent: Beryllium Analysis Run 3/11/2024 5:42 PM

Plant McIntosh Client: Southern Company Data: McIntosh LF4 CCR

Sanitas™ v.10.0.16 . UG

Box & Whiskers Plot

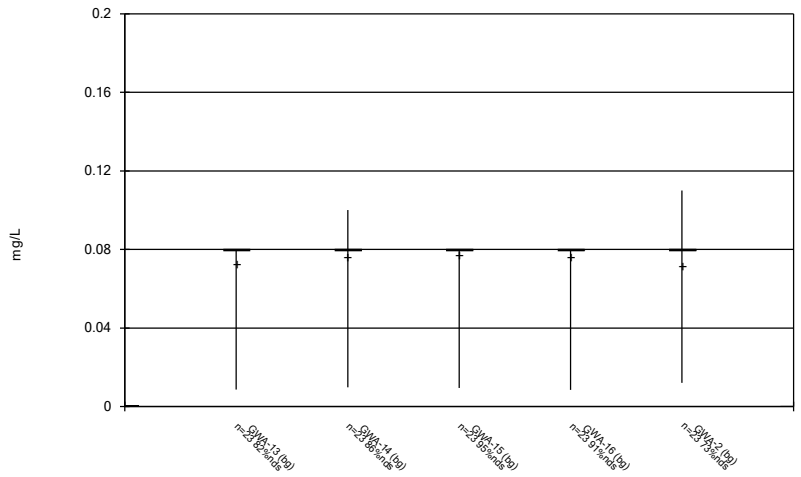

Constituent: Boron Analysis Run 3/11/2024 5:42 PM

Plant McIntosh Client: Southern Company Data: McIntosh LF4 CCR

Sanitas™ v.10.0.16 . UG

Box & Whiskers Plot

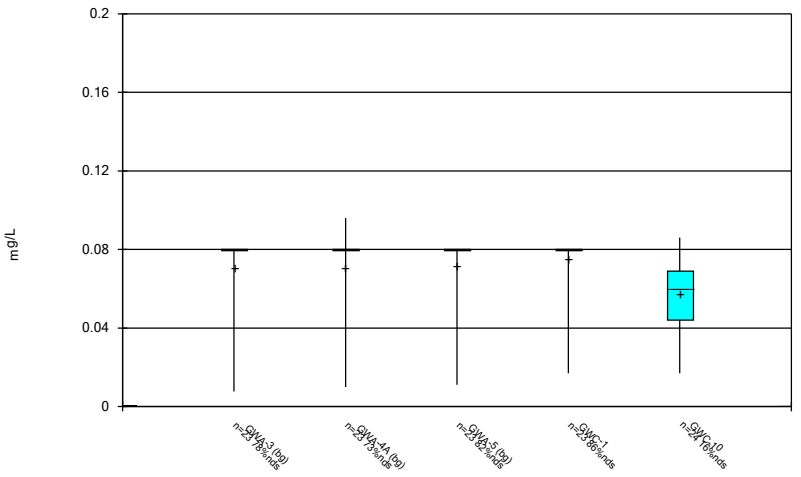

Constituent: Boron Analysis Run 3/11/2024 5:42 PM

Plant McIntosh Client: Southern Company Data: McIntosh LF4 CCR

Sanitas™ v.10.0.16 . UG

Box & Whiskers Plot

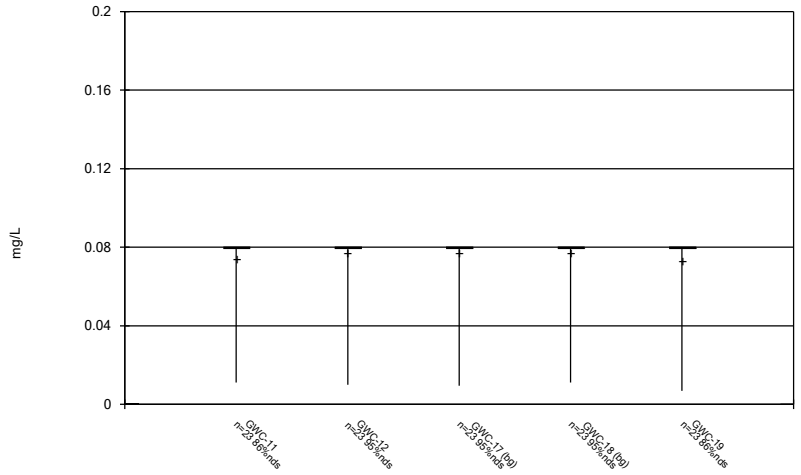

Constituent: Boron Analysis Run 3/11/2024 5:42 PM

Plant McIntosh Client: Southern Company Data: McIntosh LF4 CCR

Sanitas™ v.10.0.16 . UG

Box & Whiskers Plot

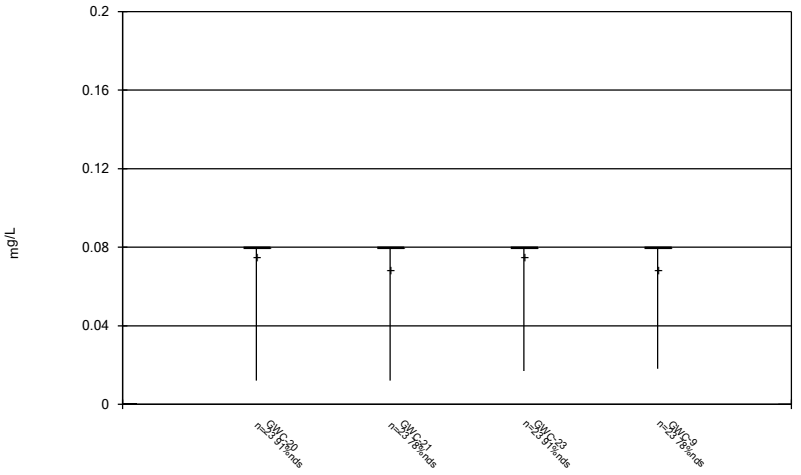

Constituent: Boron Analysis Run 3/11/2024 5:42 PM

Plant McIntosh Client: Southern Company Data: McIntosh LF4 CCR

Sanitas™ v.10.0.16 . UG

Box & Whiskers Plot

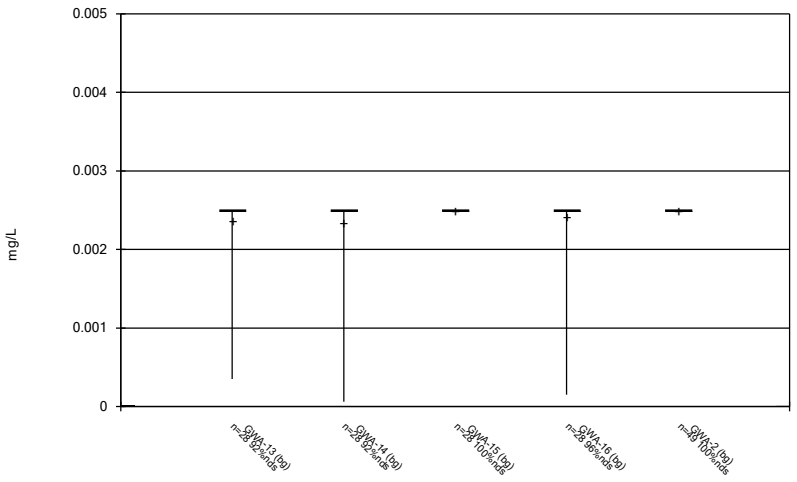

Constituent: Cadmium Analysis Run 3/11/2024 5:42 PM

Plant McIntosh Client: Southern Company Data: McIntosh LF4 CCR

Sanitas™ v.10.0.16 . UG

Box & Whiskers Plot

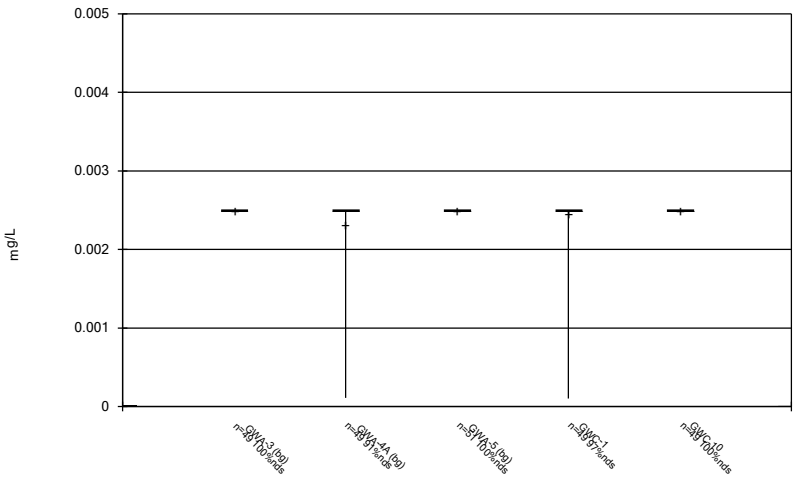

Constituent: Cadmium Analysis Run 3/11/2024 5:42 PM

Plant McIntosh Client: Southern Company Data: McIntosh LF4 CCR

Sanitas™ v.10.0.16 . UG

Box & Whiskers Plot

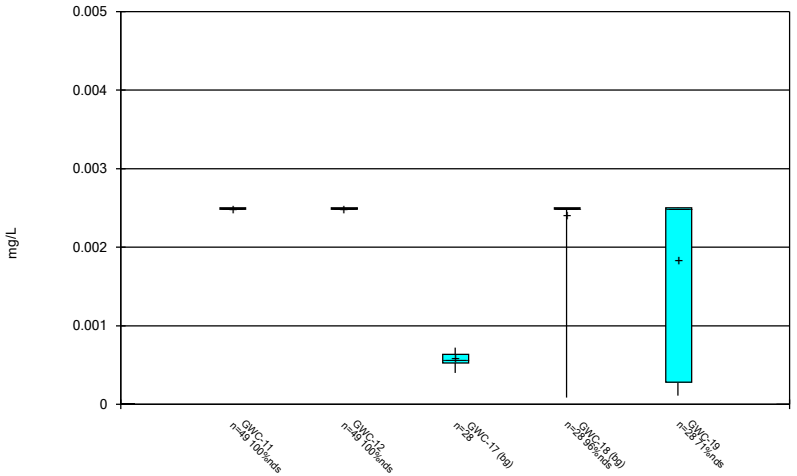

Constituent: Cadmium Analysis Run 3/11/2024 5:42 PM

Plant McIntosh Client: Southern Company Data: McIntosh LF4 CCR

Sanitas™ v.10.0.16 . UG

Box & Whiskers Plot

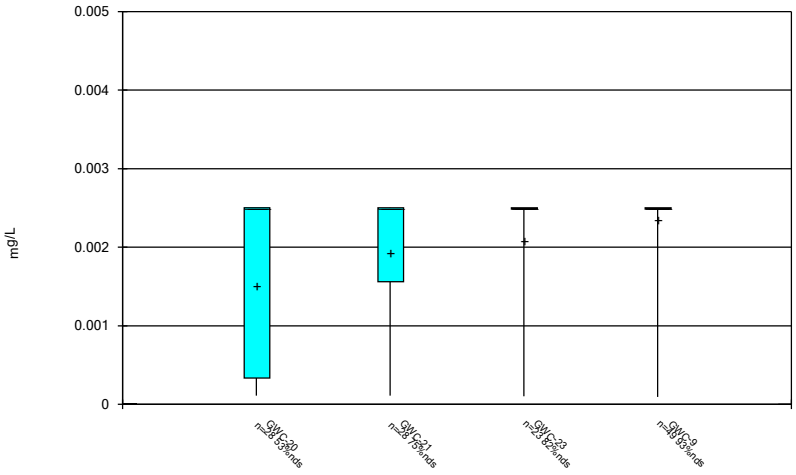

Constituent: Cadmium Analysis Run 3/11/2024 5:42 PM

Plant McIntosh Client: Southern Company Data: McIntosh LF4 CCR

Sanitas™ v.10.0.16 . UG

Box & Whiskers Plot

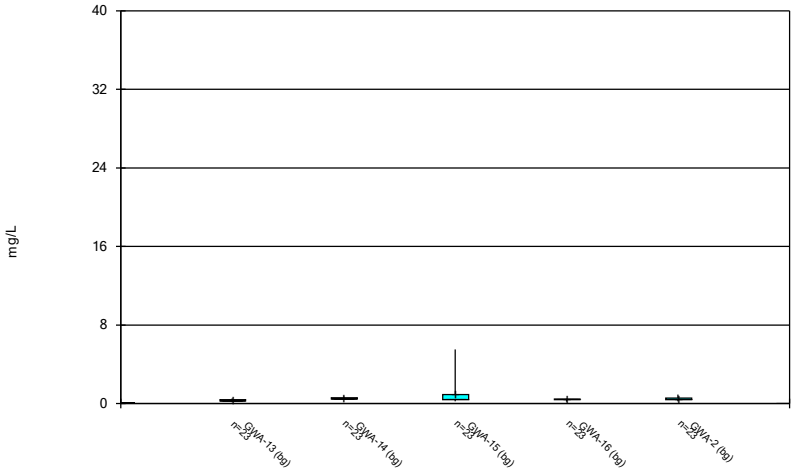

Constituent: Calcium Analysis Run 3/11/2024 5:42 PM

Plant McIntosh Client: Southern Company Data: McIntosh LF4 CCR

Sanitas™ v.10.0.16 . UG

Box & Whiskers Plot

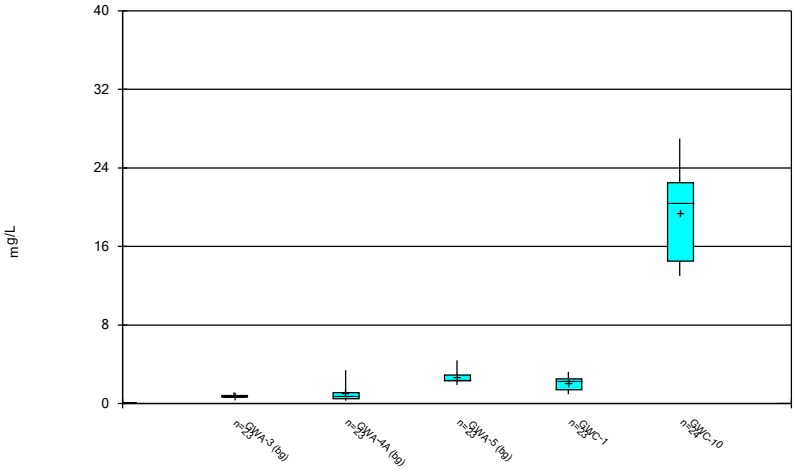

Constituent: Calcium Analysis Run 3/11/2024 5:42 PM

Plant McIntosh Client: Southern Company Data: McIntosh LF4 CCR

Sanitas™ v.10.0.16 . UG

Box & Whiskers Plot

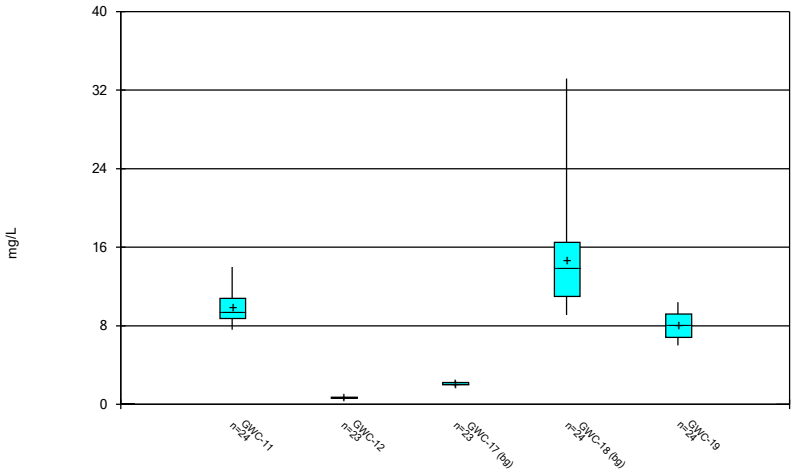

Constituent: Calcium Analysis Run 3/11/2024 5:42 PM

Plant McIntosh Client: Southern Company Data: McIntosh LF4 CCR

Sanitas™ v.10.0.16 . UG

Box & Whiskers Plot

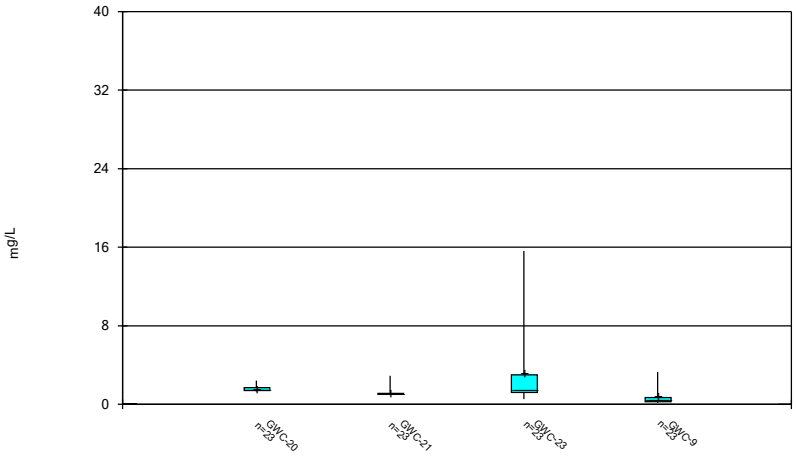

Constituent: Calcium Analysis Run 3/11/2024 5:42 PM

Plant McIntosh Client: Southern Company Data: McIntosh LF4 CCR

Sanitas™ v.10.0.16 . UG

Box & Whiskers Plot

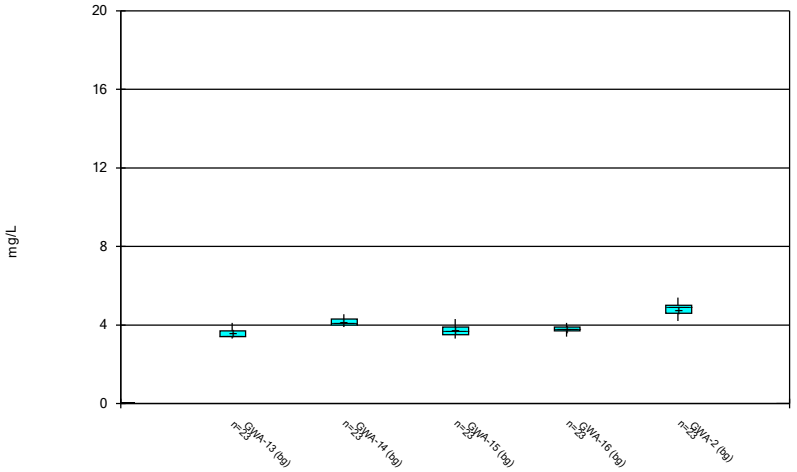

Constituent: Chloride Analysis Run 3/11/2024 5:42 PM

Plant McIntosh Client: Southern Company Data: McIntosh LF4 CCR

Sanitas™ v.10.0.16 . UG

Box & Whiskers Plot

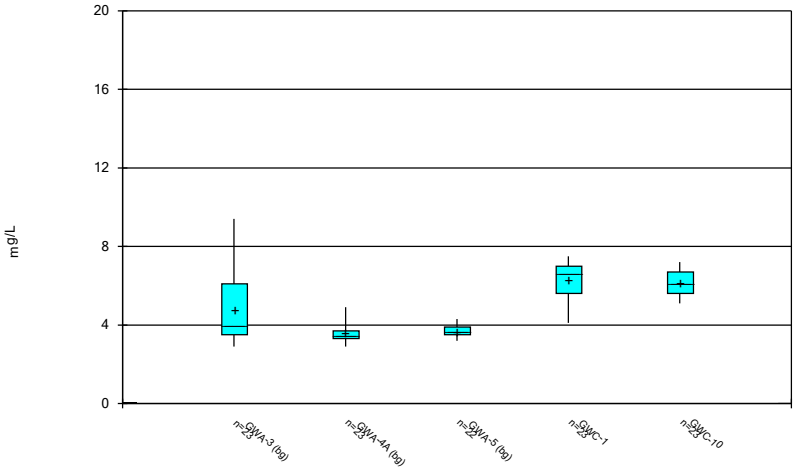

Constituent: Chloride Analysis Run 3/11/2024 5:42 PM

Plant McIntosh Client: Southern Company Data: McIntosh LF4 CCR

Sanitas™ v.10.0.16 . UG

Box & Whiskers Plot

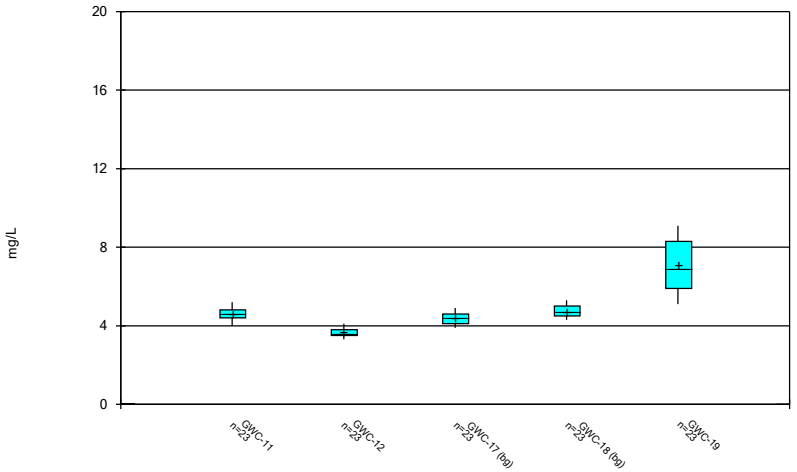

Constituent: Chloride Analysis Run 3/11/2024 5:42 PM

Plant McIntosh Client: Southern Company Data: McIntosh LF4 CCR

Sanitas™ v.10.0.16 . UG

Box & Whiskers Plot

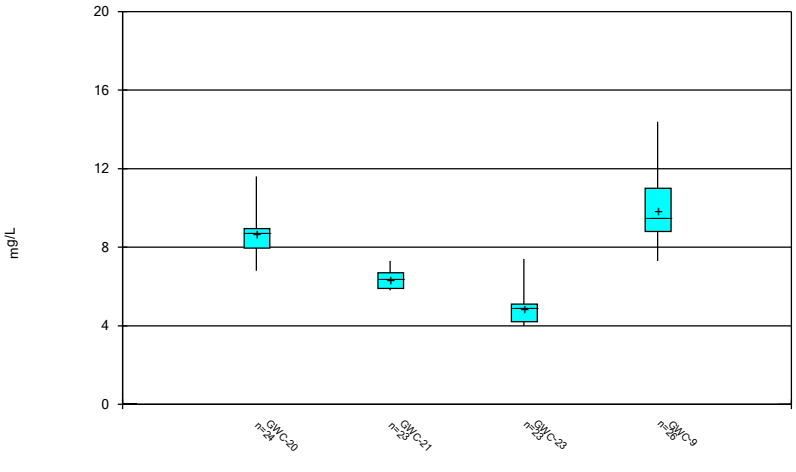

Constituent: Chloride Analysis Run 3/11/2024 5:42 PM

Plant McIntosh Client: Southern Company Data: McIntosh LF4 CCR

Sanitas™ v.10.0.16 . UG

Box & Whiskers Plot

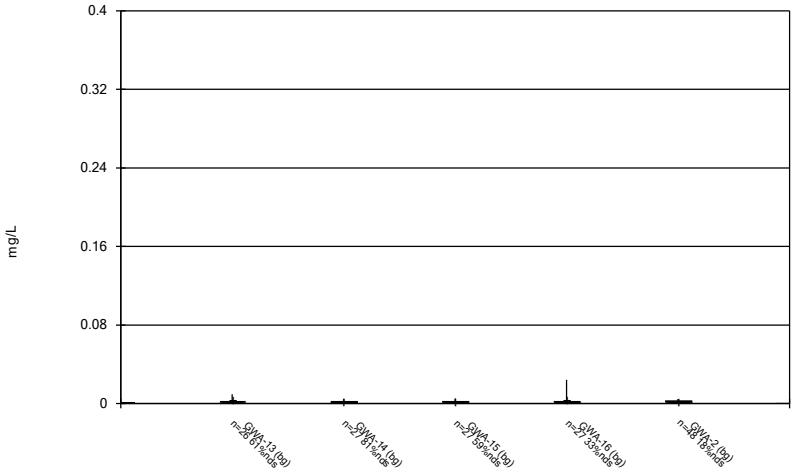

Constituent: Chromium Analysis Run 3/11/2024 5:42 PM

Plant McIntosh Client: Southern Company Data: McIntosh LF4 CCR

Sanitas™ v.10.0.16 . UG

Box & Whiskers Plot

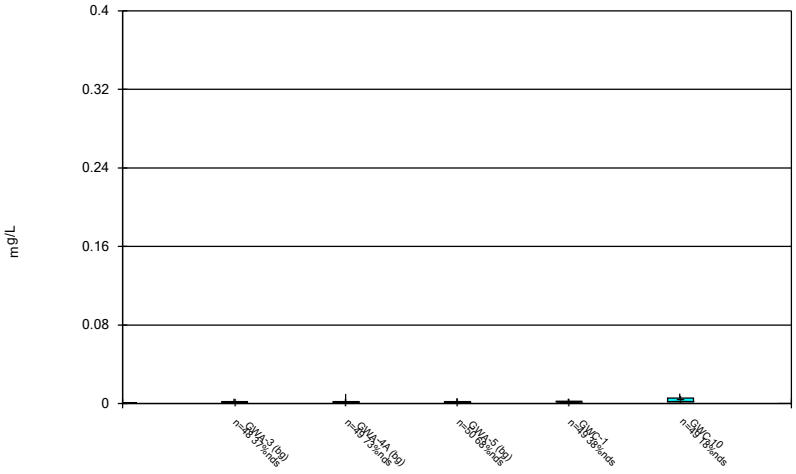

Constituent: Chromium Analysis Run 3/11/2024 5:42 PM

Plant McIntosh Client: Southern Company Data: McIntosh LF4 CCR

Sanitas™ v.10.0.16 . UG

Box & Whiskers Plot

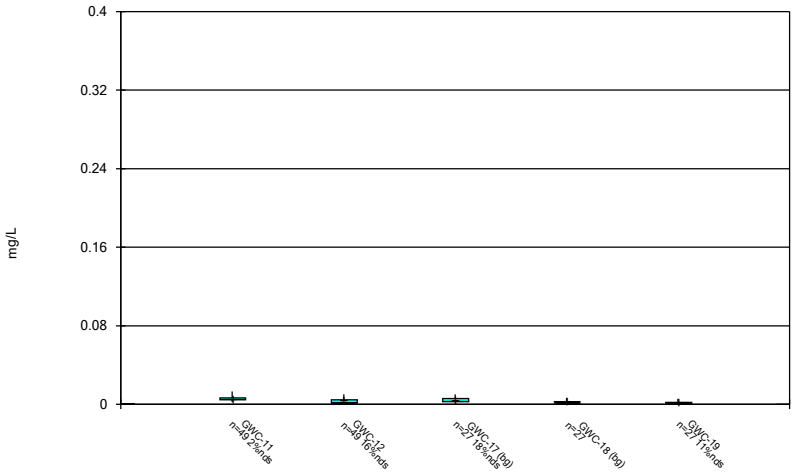

Constituent: Chromium Analysis Run 3/11/2024 5:42 PM

Plant McIntosh Client: Southern Company Data: McIntosh LF4 CCR

Sanitas™ v.10.0.16 . UG

Box & Whiskers Plot

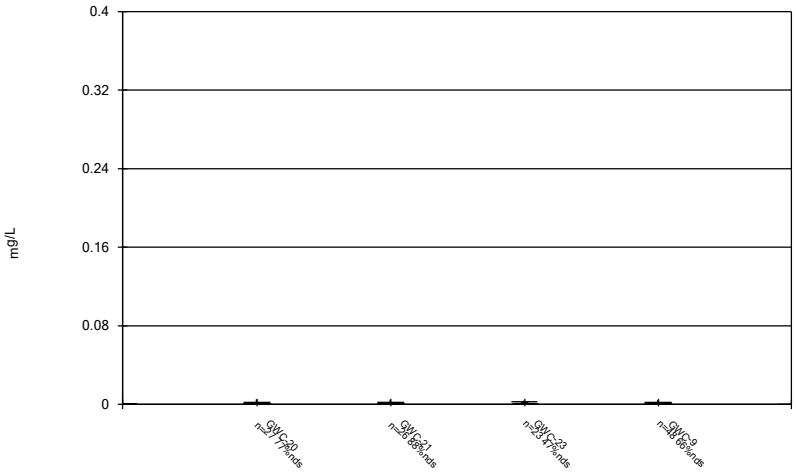

Constituent: Chromium Analysis Run 3/11/2024 5:42 PM

Plant McIntosh Client: Southern Company Data: McIntosh LF4 CCR

Sanitas™ v.10.0.16 . UG

Box & Whiskers Plot

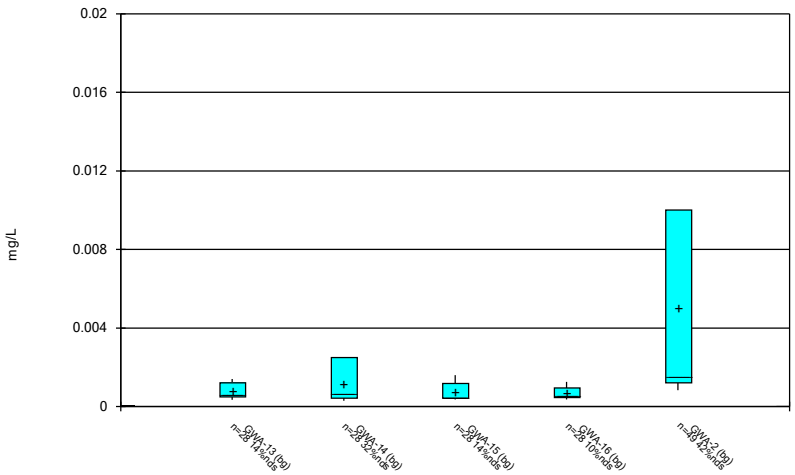

Constituent: Cobalt Analysis Run 3/11/2024 5:42 PM

Plant McIntosh Client: Southern Company Data: McIntosh LF4 CCR

Sanitas™ v.10.0.16 . UG

Box & Whiskers Plot

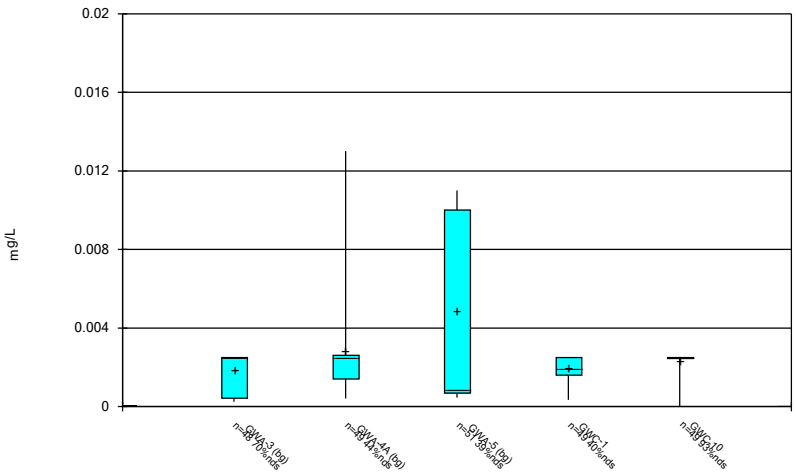

Constituent: Cobalt Analysis Run 3/11/2024 5:42 PM

Plant McIntosh Client: Southern Company Data: McIntosh LF4 CCR

Sanitas™ v.10.0.16 . UG

Box & Whiskers Plot

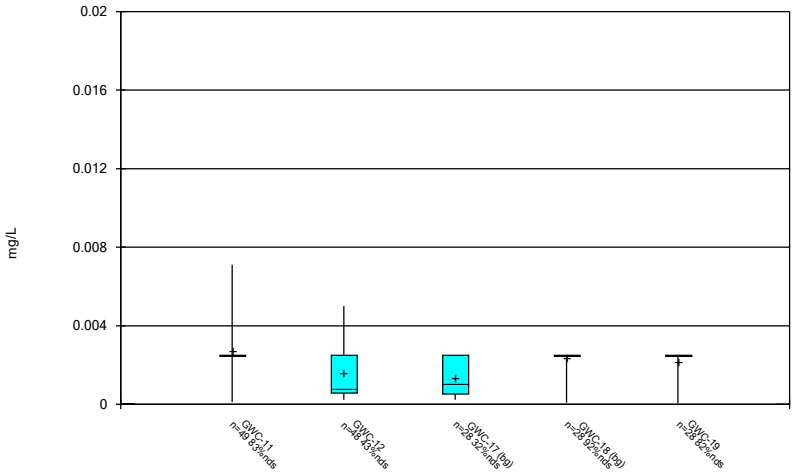

Constituent: Cobalt Analysis Run 3/11/2024 5:42 PM

Plant McIntosh Client: Southern Company Data: McIntosh LF4 CCR

Sanitas™ v.10.0.16 . UG

Box & Whiskers Plot

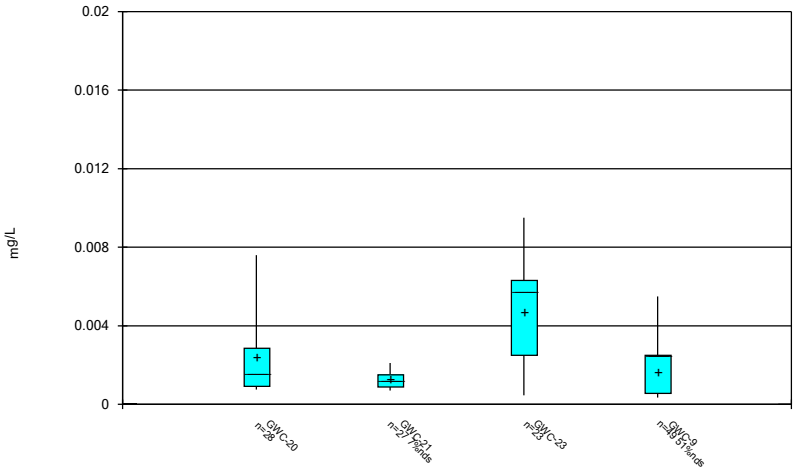

Constituent: Cobalt Analysis Run 3/11/2024 5:42 PM

Plant McIntosh Client: Southern Company Data: McIntosh LF4 CCR

Sanitas™ v.10.0.16 . UG

Box & Whiskers Plot

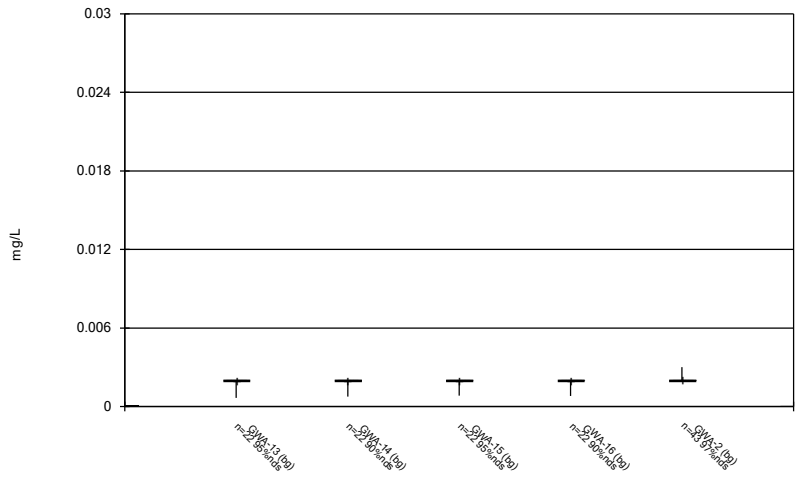

Constituent: Copper Analysis Run 3/11/2024 5:42 PM

Plant McIntosh Client: Southern Company Data: McIntosh LF4 CCR

Sanitas™ v.10.0.16 . UG

Box & Whiskers Plot

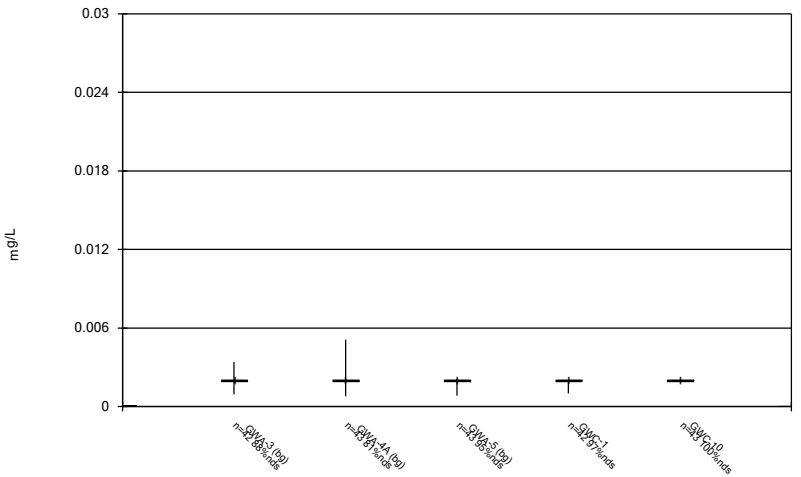

Constituent: Copper Analysis Run 3/11/2024 5:42 PM

Plant McIntosh Client: Southern Company Data: McIntosh LF4 CCR

Sanitas™ v.10.0.16 . UG

Box & Whiskers Plot

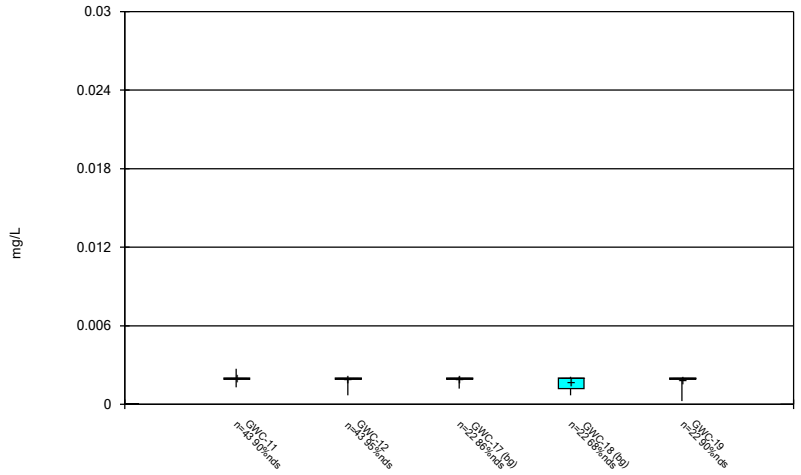

Constituent: Copper Analysis Run 3/11/2024 5:42 PM

Plant McIntosh Client: Southern Company Data: McIntosh LF4 CCR

Sanitas™ v.10.0.16 . UG

Box & Whiskers Plot

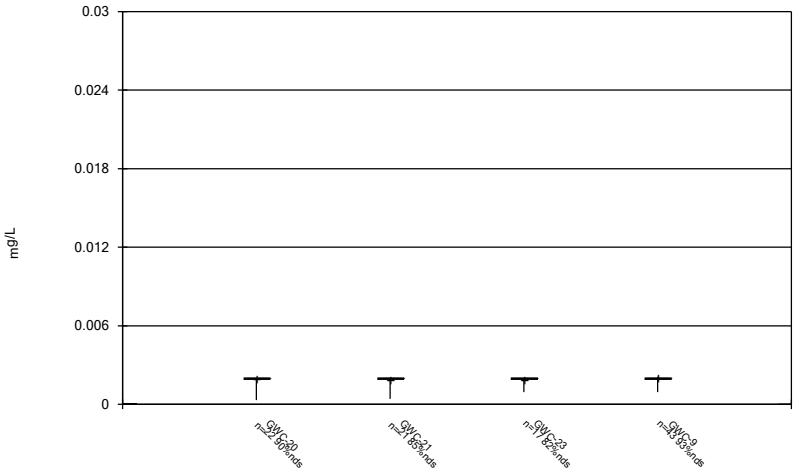

Constituent: Copper Analysis Run 3/11/2024 5:42 PM

Plant McIntosh Client: Southern Company Data: McIntosh LF4 CCR

Sanitas™ v.10.0.16 . UG

Box & Whiskers Plot

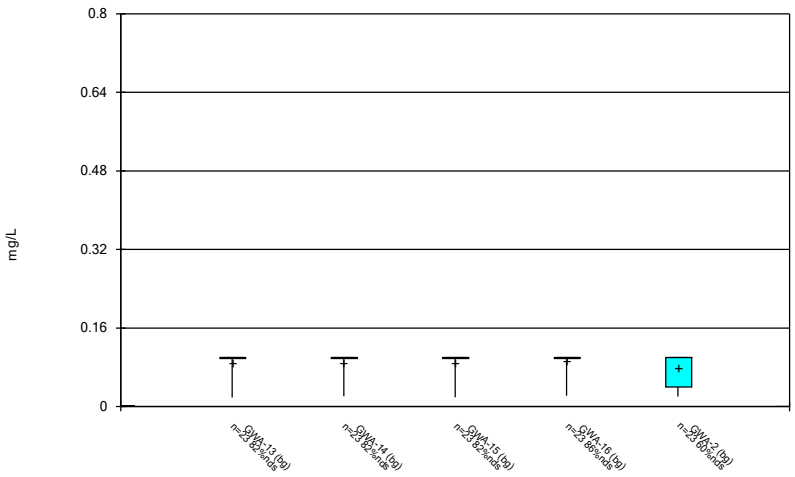

Constituent: Fluoride Analysis Run 3/11/2024 5:42 PM

Plant McIntosh Client: Southern Company Data: McIntosh LF4 CCR

Sanitas™ v.10.0.16 . UG

Box & Whiskers Plot

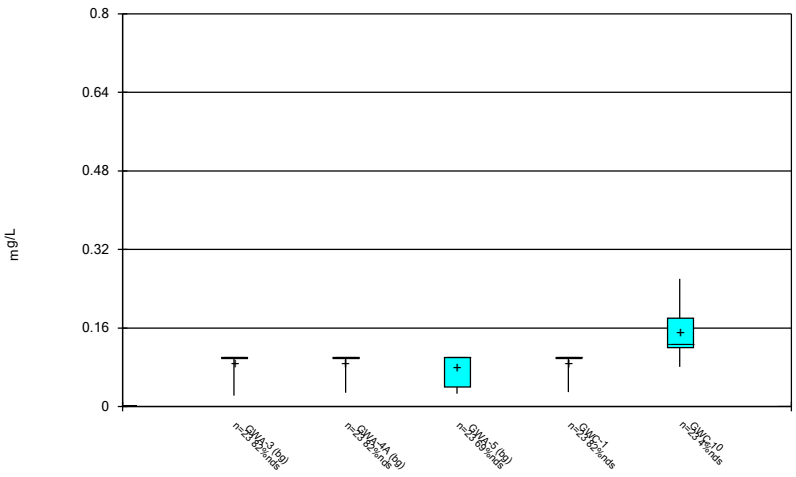

Constituent: Fluoride Analysis Run 3/11/2024 5:42 PM

Plant McIntosh Client: Southern Company Data: McIntosh LF4 CCR

Sanitas™ v.10.0.16 . UG

Box & Whiskers Plot

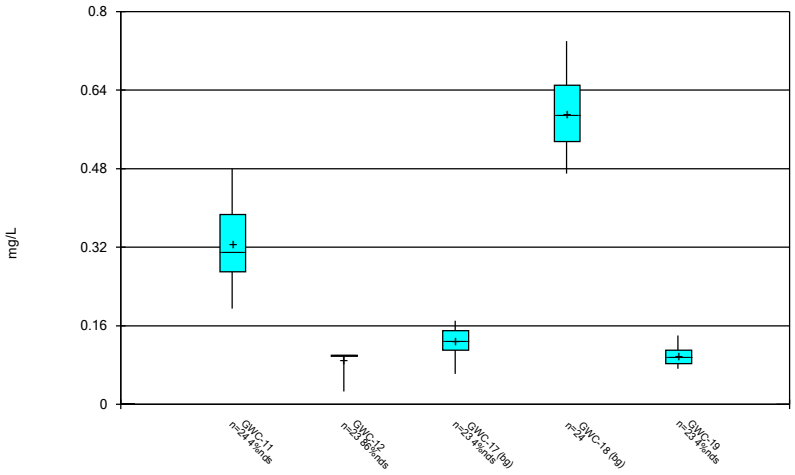

Constituent: Fluoride Analysis Run 3/11/2024 5:42 PM

Plant McIntosh Client: Southern Company Data: McIntosh LF4 CCR

Sanitas™ v.10.0.16 . UG

Box & Whiskers Plot

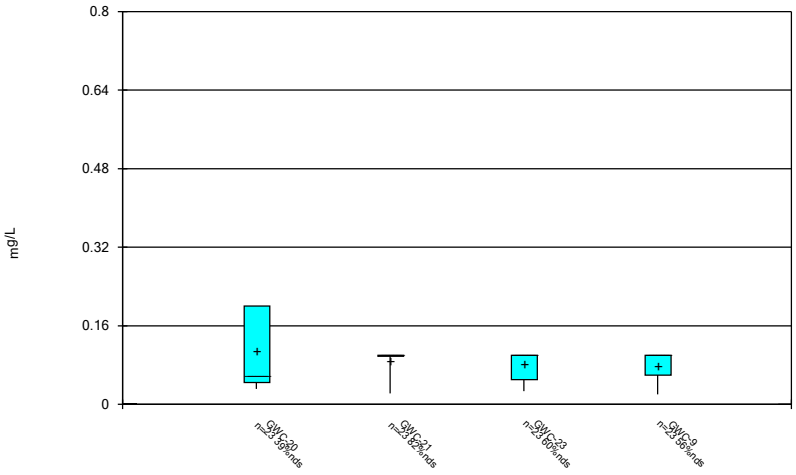

Constituent: Fluoride Analysis Run 3/11/2024 5:42 PM

Plant McIntosh Client: Southern Company Data: McIntosh LF4 CCR

Sanitas™ v.10.0.16 . UG

Box & Whiskers Plot

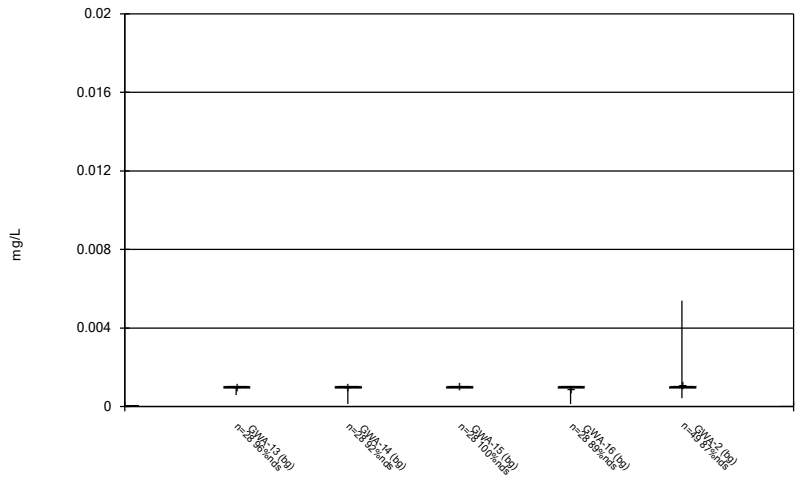

Constituent: Lead Analysis Run 3/11/2024 5:42 PM

Plant McIntosh Client: Southern Company Data: McIntosh LF4 CCR

Sanitas™ v.10.0.16 . UG

Box & Whiskers Plot

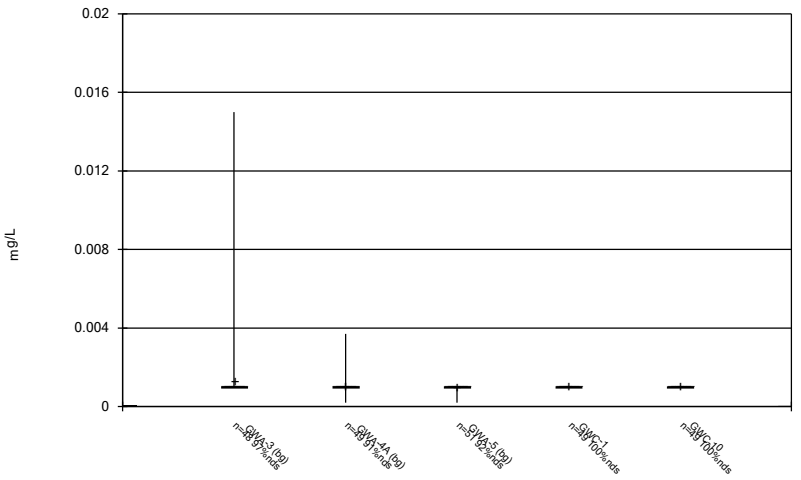

Constituent: Lead Analysis Run 3/11/2024 5:42 PM

Plant McIntosh Client: Southern Company Data: McIntosh LF4 CCR

Sanitas™ v.10.0.16 . UG

Box & Whiskers Plot

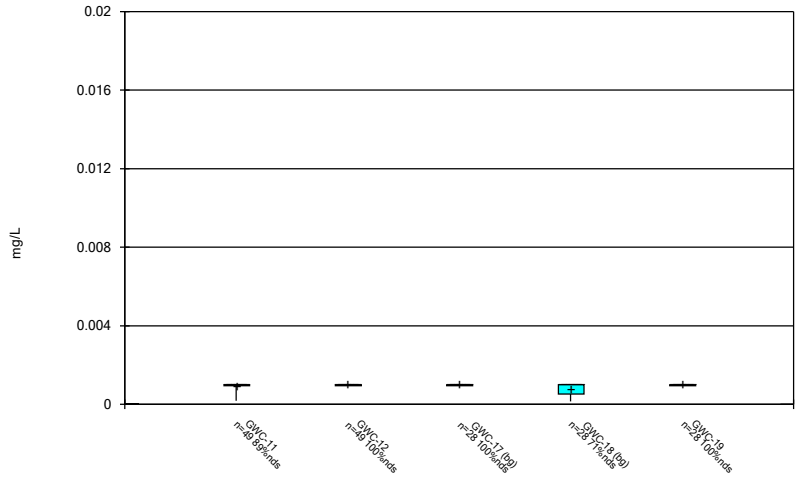

Constituent: Lead Analysis Run 3/11/2024 5:42 PM

Plant McIntosh Client: Southern Company Data: McIntosh LF4 CCR

Sanitas™ v.10.0.16 . UG

Box & Whiskers Plot

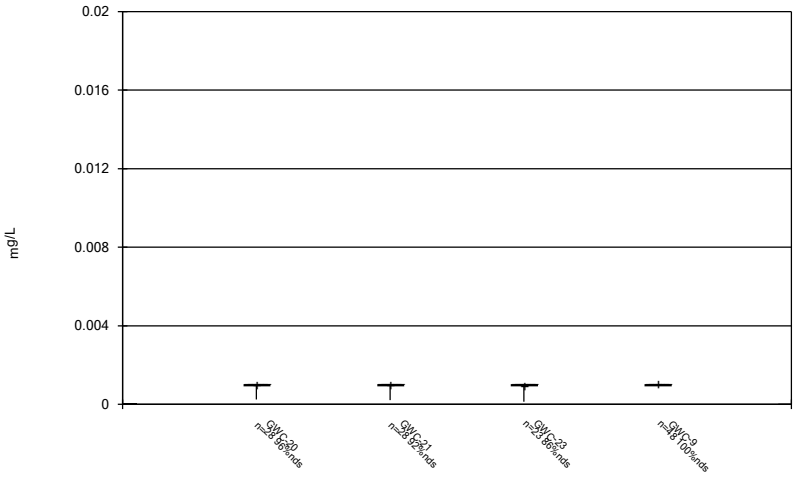

Constituent: Lead Analysis Run 3/11/2024 5:42 PM

Plant McIntosh Client: Southern Company Data: McIntosh LF4 CCR

Sanitas™ v.10.0.16 . UG

Box & Whiskers Plot

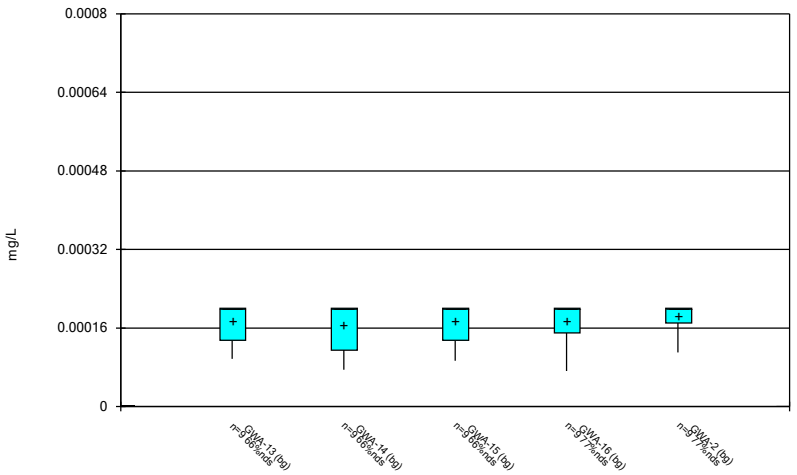

Constituent: Mercury Analysis Run 3/11/2024 5:42 PM

Plant McIntosh Client: Southern Company Data: McIntosh LF4 CCR

Sanitas™ v.10.0.16 . UG

Box & Whiskers Plot

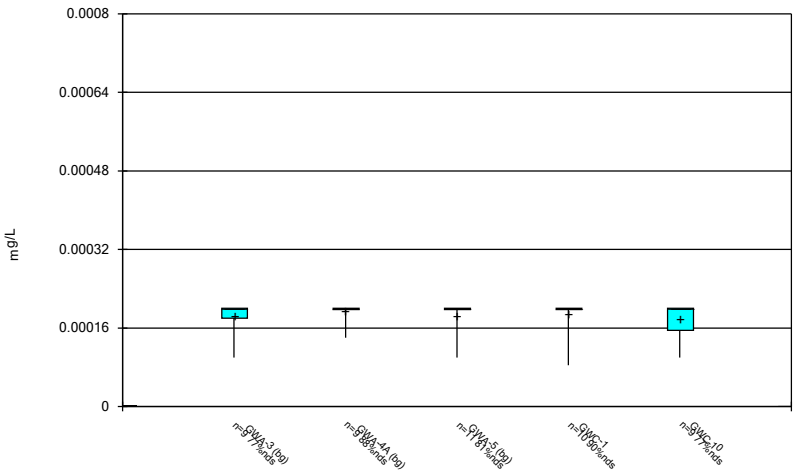

Constituent: Mercury Analysis Run 3/11/2024 5:42 PM

Plant McIntosh Client: Southern Company Data: McIntosh LF4 CCR

Sanitas™ v.10.0.16 . UG

Box & Whiskers Plot

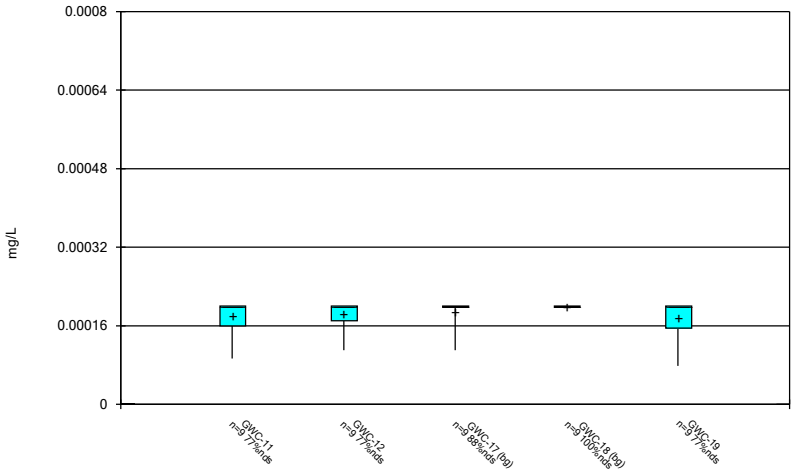

Constituent: Mercury Analysis Run 3/11/2024 5:42 PM

Plant McIntosh Client: Southern Company Data: McIntosh LF4 CCR

Sanitas™ v.10.0.16 . UG

Box & Whiskers Plot

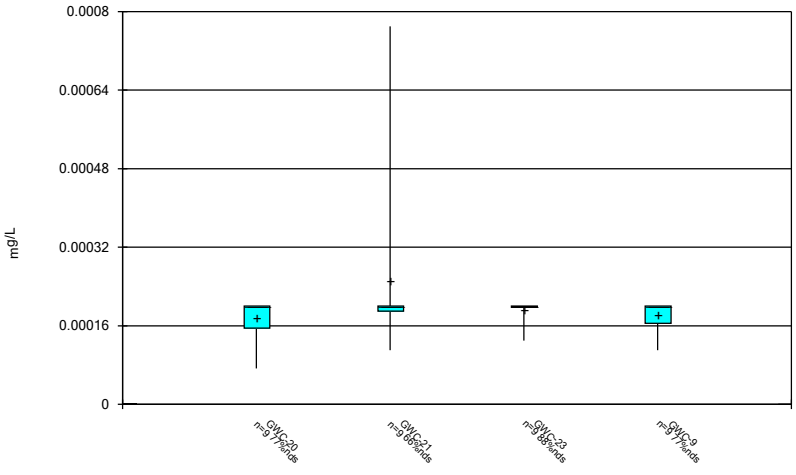

Constituent: Mercury Analysis Run 3/11/2024 5:42 PM

Plant McIntosh Client: Southern Company Data: McIntosh LF4 CCR

Sanitas™ v.10.0.16 . UG

Box & Whiskers Plot

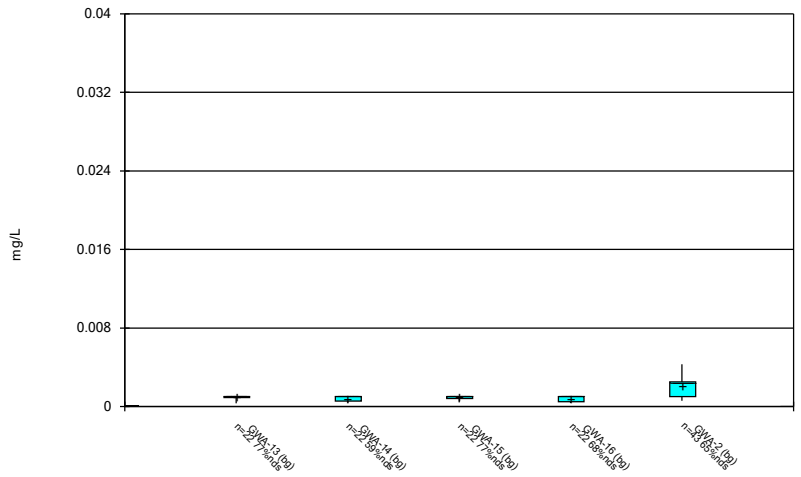

Constituent: Nickel Analysis Run 3/11/2024 5:42 PM

Plant McIntosh Client: Southern Company Data: McIntosh LF4 CCR

Sanitas™ v.10.0.16 . UG

Box & Whiskers Plot

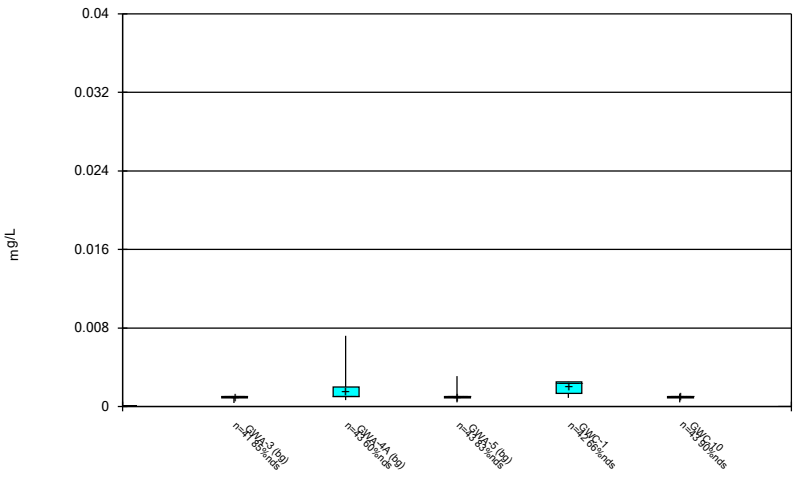

Constituent: Nickel Analysis Run 3/11/2024 5:42 PM

Plant McIntosh Client: Southern Company Data: McIntosh LF4 CCR

Sanitas™ v.10.0.16 . UG

Box & Whiskers Plot

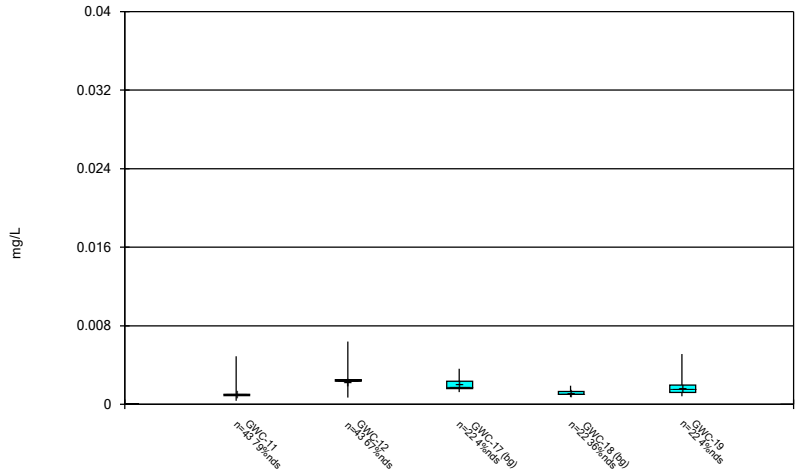

Constituent: Nickel Analysis Run 3/11/2024 5:42 PM

Plant McIntosh Client: Southern Company Data: McIntosh LF4 CCR

Sanitas™ v.10.0.16 . UG

Box & Whiskers Plot

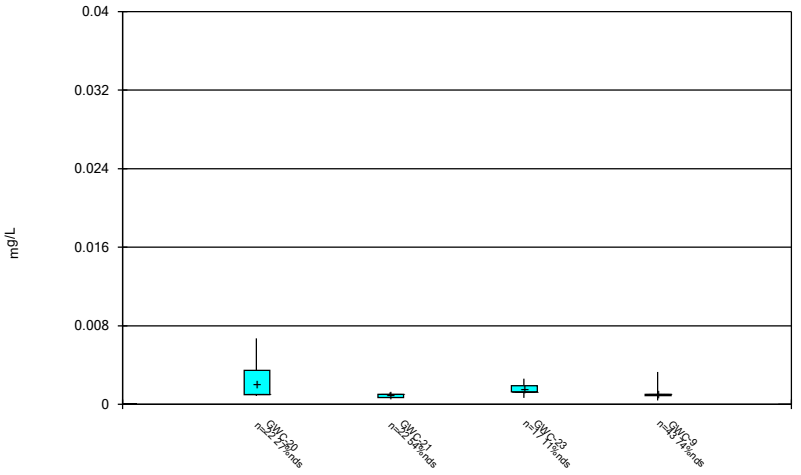

Constituent: Nickel Analysis Run 3/11/2024 5:43 PM

Plant McIntosh Client: Southern Company Data: McIntosh LF4 CCR

Sanitas™ v.10.0.16 . UG

Box & Whiskers Plot

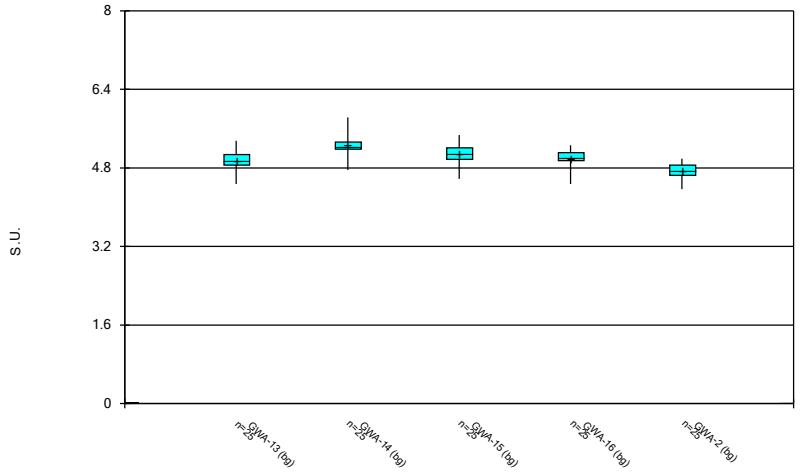

Constituent: pH Analysis Run 3/11/2024 5:43 PM

Plant McIntosh Client: Southern Company Data: McIntosh LF4 CCR

Sanitas™ v.10.0.16 . UG

Box & Whiskers Plot

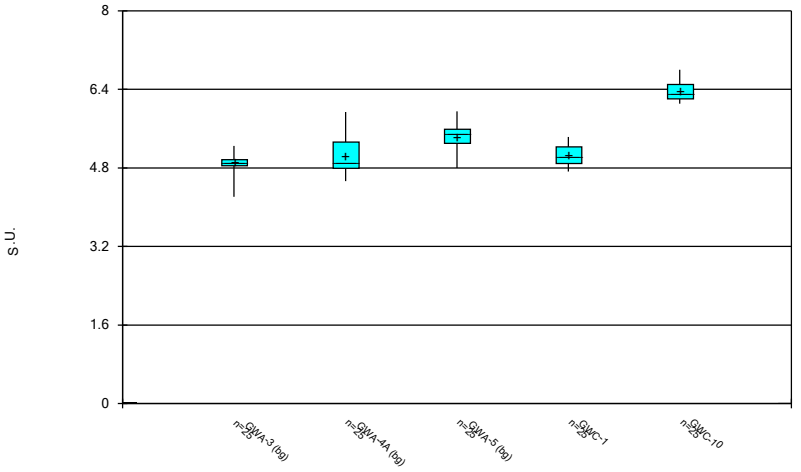

Constituent: pH Analysis Run 3/11/2024 5:43 PM

Plant McIntosh Client: Southern Company Data: McIntosh LF4 CCR

Sanitas™ v.10.0.16 . UG

Box & Whiskers Plot

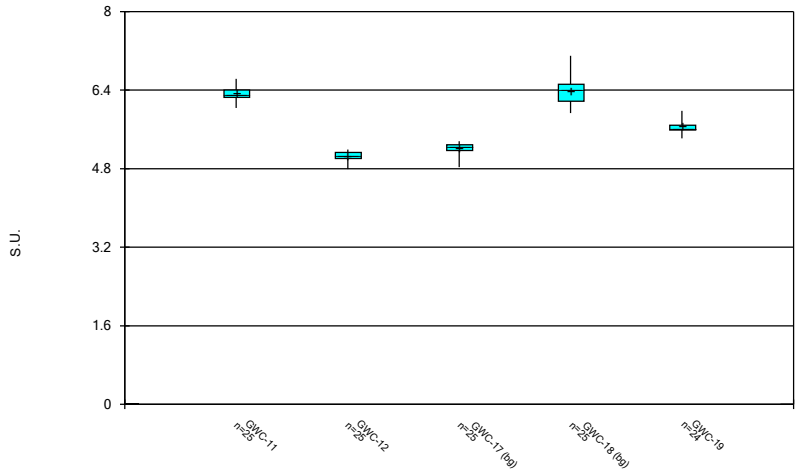

Constituent: pH Analysis Run 3/11/2024 5:43 PM

Plant McIntosh Client: Southern Company Data: McIntosh LF4 CCR

Sanitas™ v.10.0.16 . UG

Box & Whiskers Plot

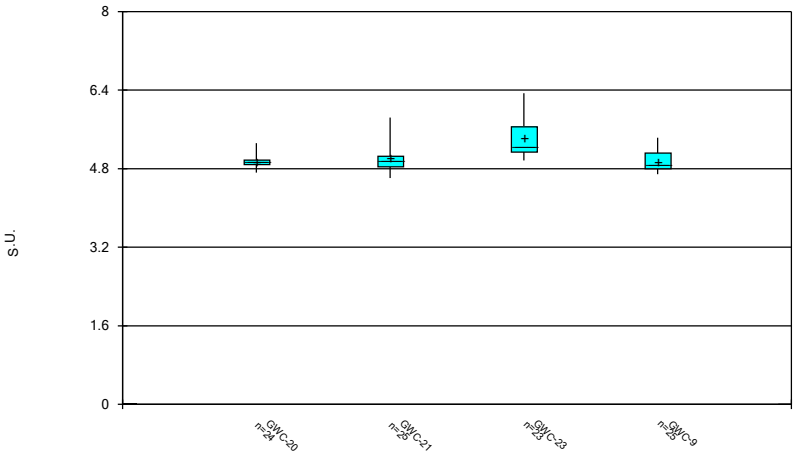

Constituent: pH Analysis Run 3/11/2024 5:43 PM

Plant McIntosh Client: Southern Company Data: McIntosh LF4 CCR

Sanitas™ v.10.0.16 . UG

Box & Whiskers Plot

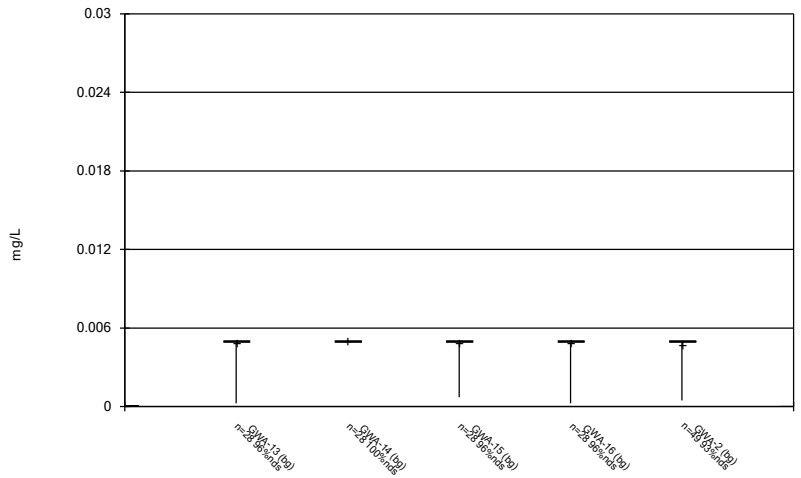

Constituent: Selenium Analysis Run 3/11/2024 5:43 PM

Plant McIntosh Client: Southern Company Data: McIntosh LF4 CCR

Sanitas™ v.10.0.16 . UG

Box & Whiskers Plot

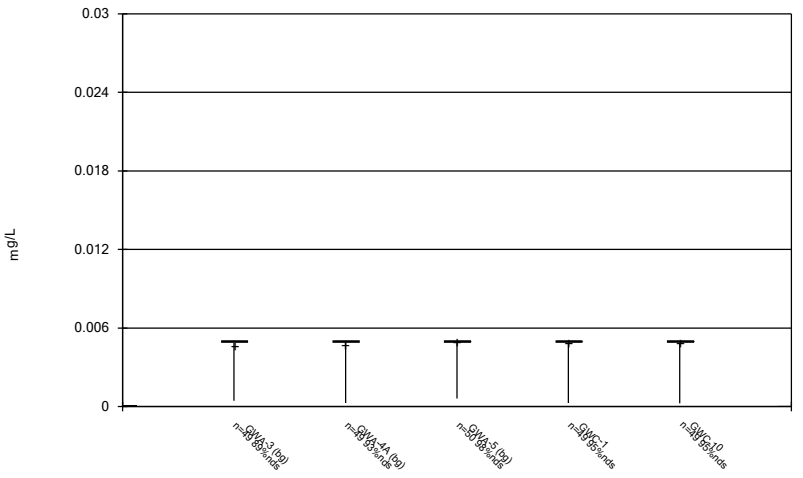

Constituent: Selenium Analysis Run 3/11/2024 5:43 PM

Plant McIntosh Client: Southern Company Data: McIntosh LF4 CCR

Sanitas™ v.10.0.16 . UG

Box & Whiskers Plot

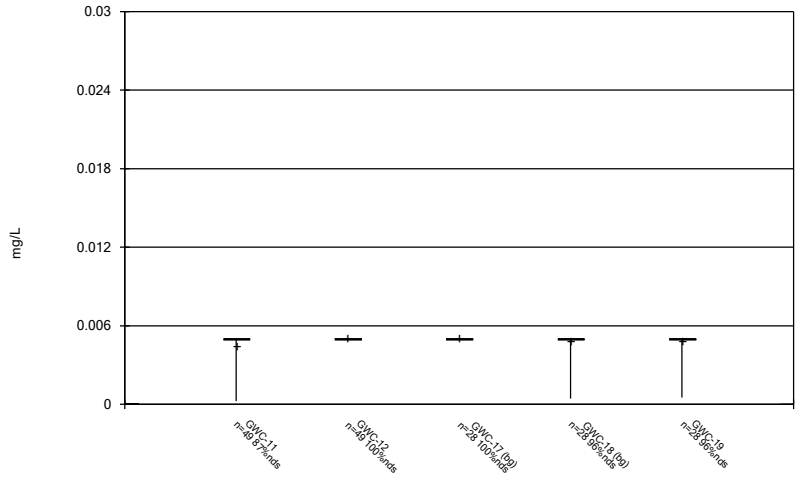

Constituent: Selenium Analysis Run 3/11/2024 5:43 PM

Plant McIntosh Client: Southern Company Data: McIntosh LF4 CCR

Sanitas™ v.10.0.16 . UG

Box & Whiskers Plot

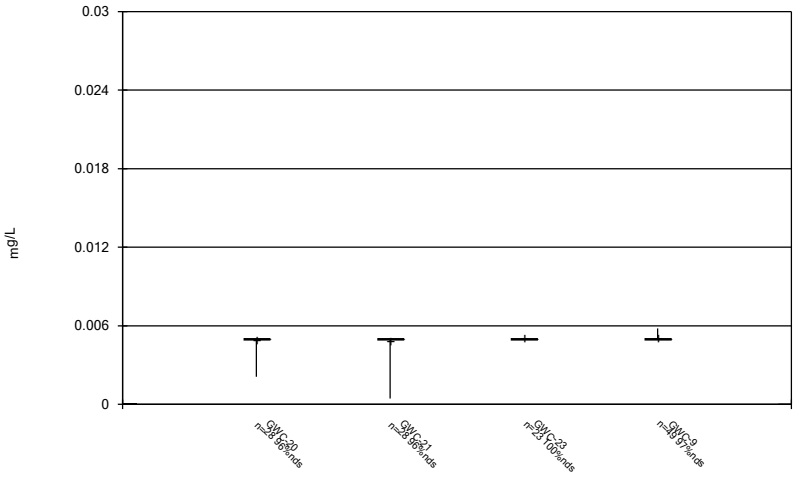

Constituent: Selenium Analysis Run 3/11/2024 5:43 PM

Plant McIntosh Client: Southern Company Data: McIntosh LF4 CCR

Sanitas™ v.10.0.16 . UG

Box & Whiskers Plot

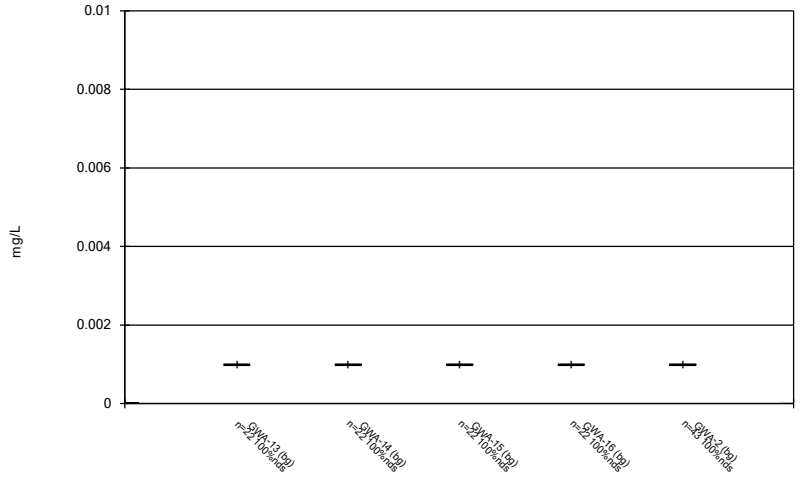

Constituent: Silver Analysis Run 3/11/2024 5:43 PM

Plant McIntosh Client: Southern Company Data: McIntosh LF4 CCR

Sanitas™ v.10.0.16 . UG

Box & Whiskers Plot

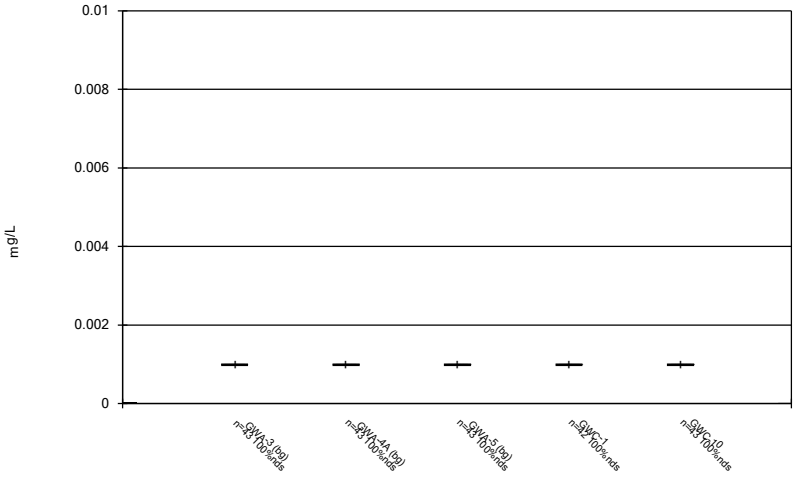

Constituent: Silver Analysis Run 3/11/2024 5:43 PM

Plant McIntosh Client: Southern Company Data: McIntosh LF4 CCR

Sanitas™ v.10.0.16 . UG

Box & Whiskers Plot

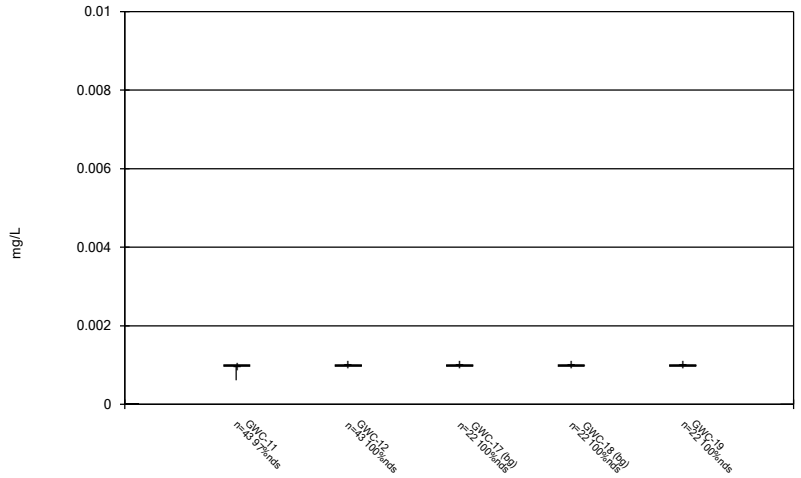

Constituent: Silver Analysis Run 3/11/2024 5:43 PM

Plant McIntosh Client: Southern Company Data: McIntosh LF4 CCR

Sanitas™ v.10.0.16 . UG

Box & Whiskers Plot

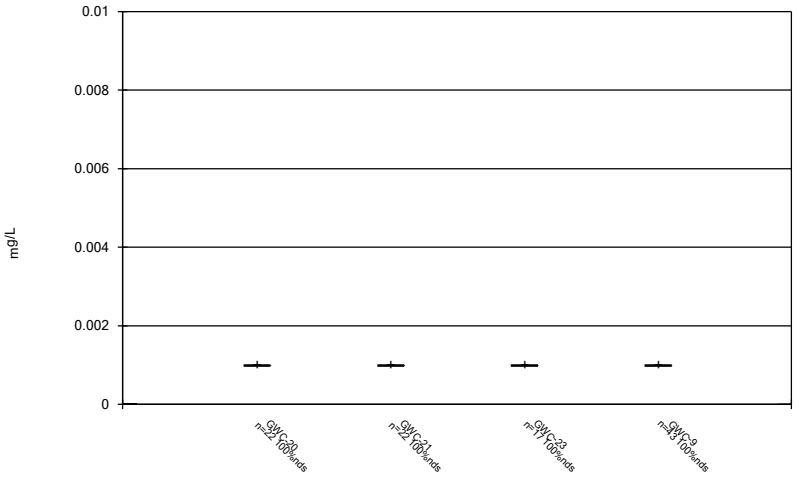

Constituent: Silver Analysis Run 3/11/2024 5:43 PM

Plant McIntosh Client: Southern Company Data: McIntosh LF4 CCR

Sanitas™ v.10.0.16 . UG

Box & Whiskers Plot

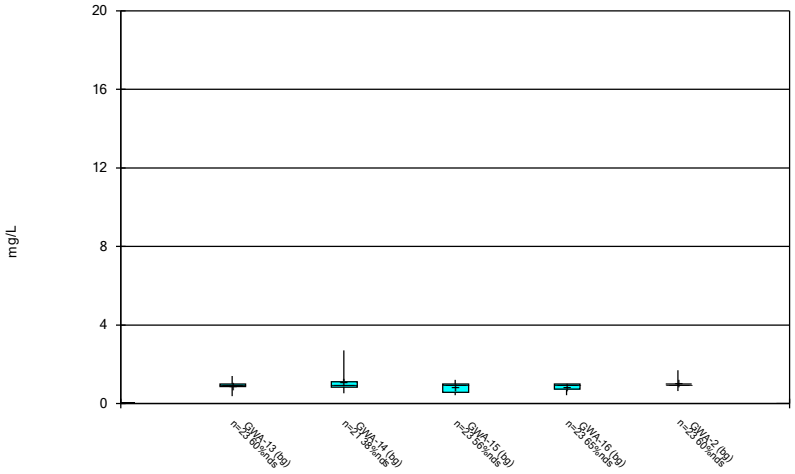

Constituent: Sulfate Analysis Run 3/11/2024 5:43 PM

Plant McIntosh Client: Southern Company Data: McIntosh LF4 CCR

Sanitas™ v.10.0.16 . UG

Box & Whiskers Plot

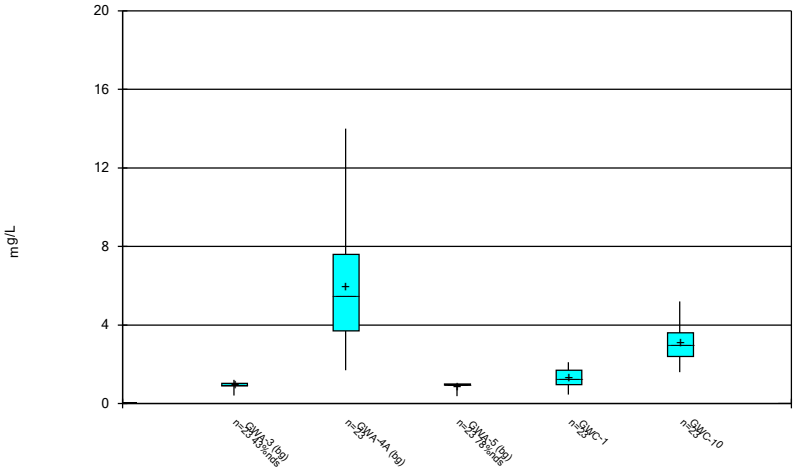

Constituent: Sulfate Analysis Run 3/11/2024 5:43 PM

Plant McIntosh Client: Southern Company Data: McIntosh LF4 CCR

Sanitas™ v.10.0.16 . UG

Box & Whiskers Plot

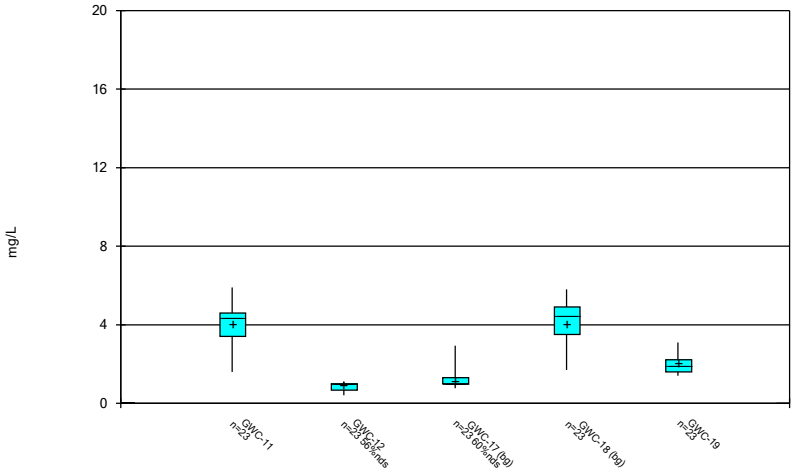

Constituent: Sulfate Analysis Run 3/11/2024 5:43 PM

Plant McIntosh Client: Southern Company Data: McIntosh LF4 CCR

Sanitas™ v.10.0.16 . UG

Box & Whiskers Plot

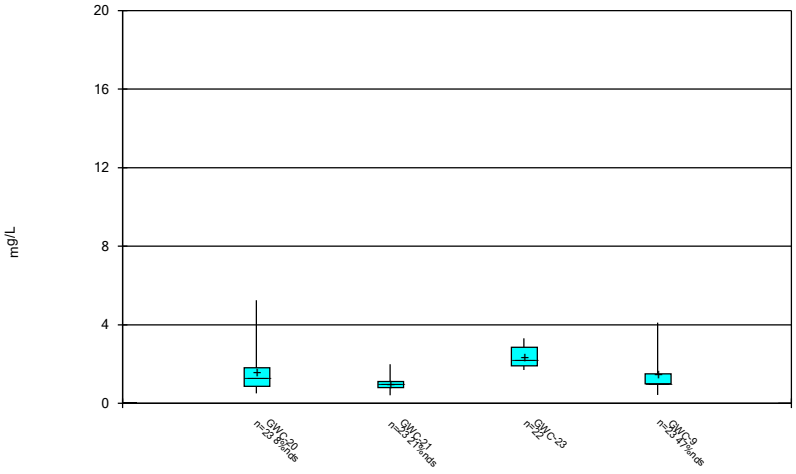

Constituent: Sulfate Analysis Run 3/11/2024 5:43 PM

Plant McIntosh Client: Southern Company Data: McIntosh LF4 CCR

Sanitas™ v.10.0.16 . UG

Box & Whiskers Plot

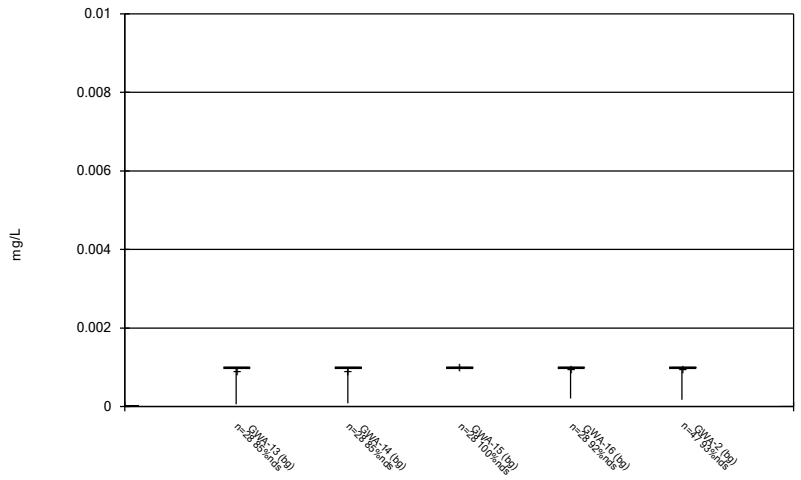

Constituent: Thallium Analysis Run 3/11/2024 5:43 PM

Plant McIntosh Client: Southern Company Data: McIntosh LF4 CCR

Sanitas™ v.10.0.16 . UG

Box & Whiskers Plot

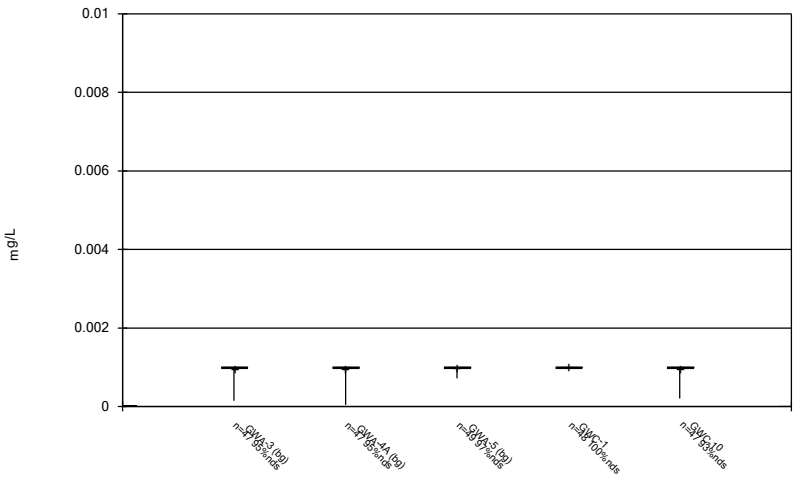

Constituent: Thallium Analysis Run 3/11/2024 5:43 PM

Plant McIntosh Client: Southern Company Data: McIntosh LF4 CCR

Sanitas™ v.10.0.16 . UG

Box & Whiskers Plot

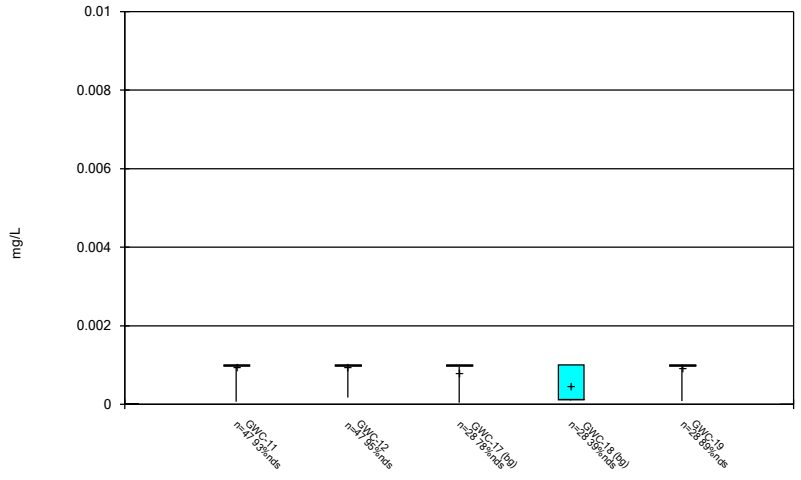

Constituent: Thallium Analysis Run 3/11/2024 5:43 PM

Plant McIntosh Client: Southern Company Data: McIntosh LF4 CCR

Sanitas™ v.10.0.16 . UG

Box & Whiskers Plot

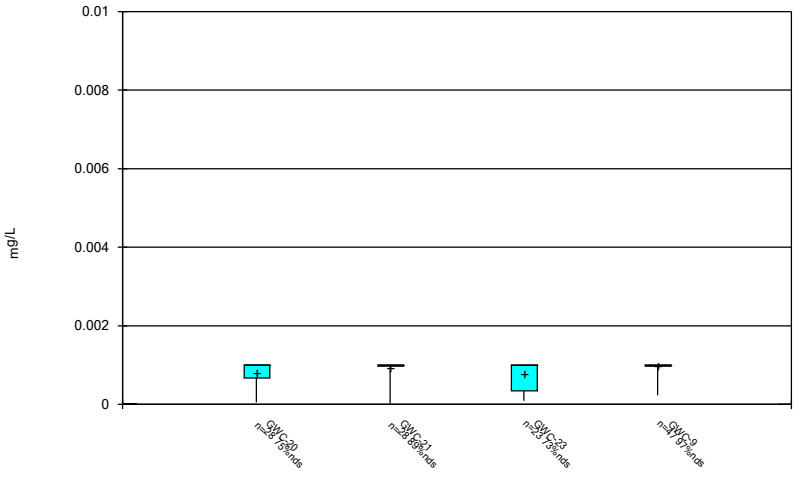

Constituent: Thallium Analysis Run 3/11/2024 5:43 PM

Plant McIntosh Client: Southern Company Data: McIntosh LF4 CCR

Sanitas™ v.10.0.16 . UG

Box & Whiskers Plot

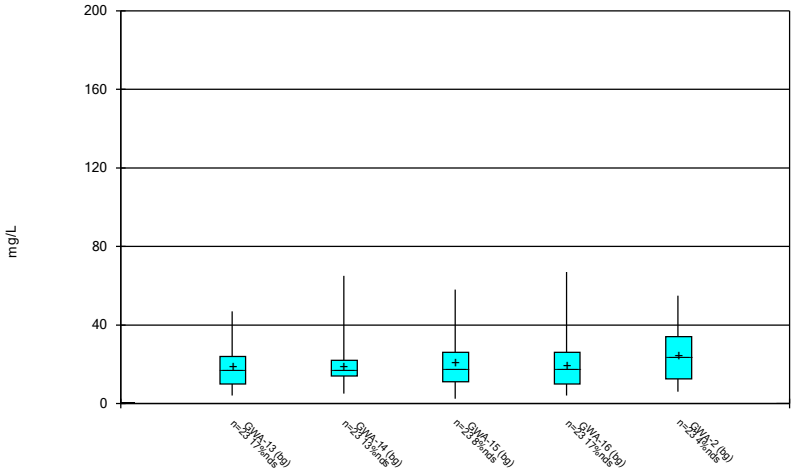

Constituent: Total Dissolved Solids Analysis Run 3/11/2024 5:43 PM
Plant McIntosh Client: Southern Company Data: McIntosh LF4 CCR

Sanitas™ v.10.0.16 . UG

Box & Whiskers Plot

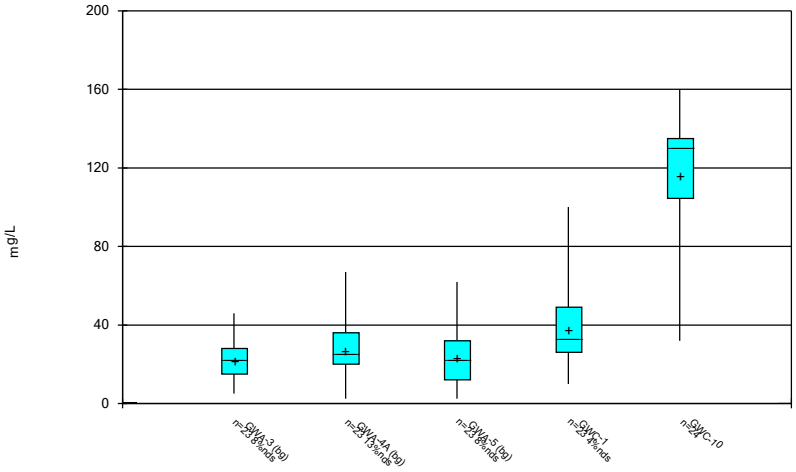

Constituent: Total Dissolved Solids Analysis Run 3/11/2024 5:43 PM
Plant McIntosh Client: Southern Company Data: McIntosh LF4 CCR

Sanitas™ v.10.0.16 . UG

Box & Whiskers Plot

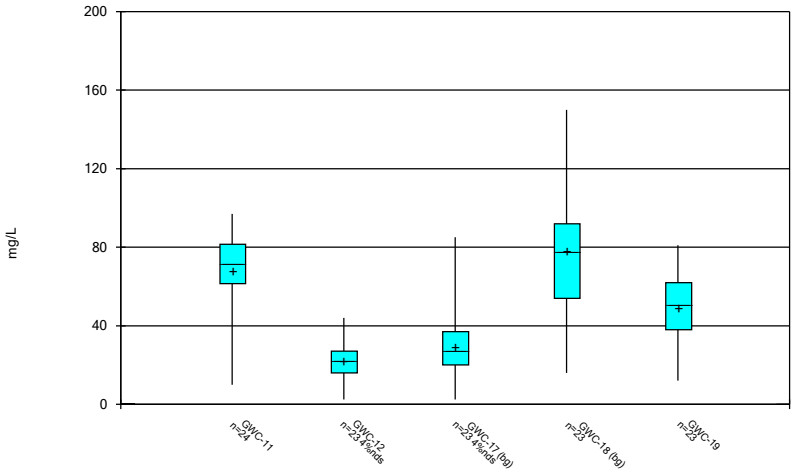

Constituent: Total Dissolved Solids Analysis Run 3/11/2024 5:43 PM
Plant McIntosh Client: Southern Company Data: McIntosh LF4 CCR

Sanitas™ v.10.0.16 . UG

Box & Whiskers Plot

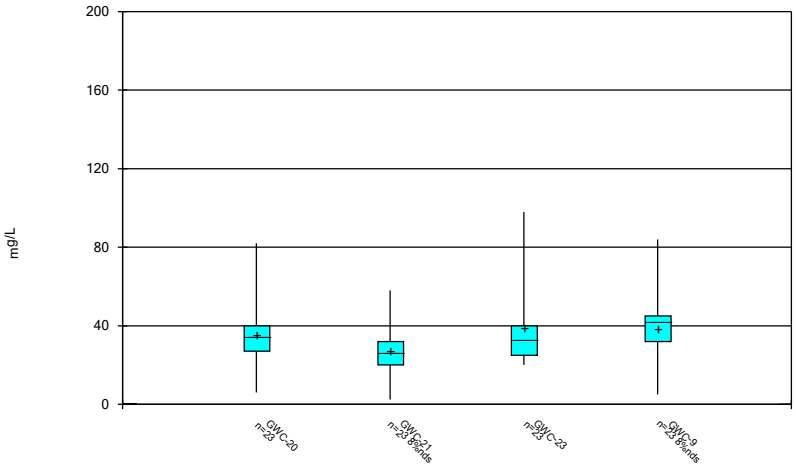

Constituent: Total Dissolved Solids Analysis Run 3/11/2024 5:43 PM
Plant McIntosh Client: Southern Company Data: McIntosh LF4 CCR

Sanitas™ v.10.0.16 . UG

Box & Whiskers Plot

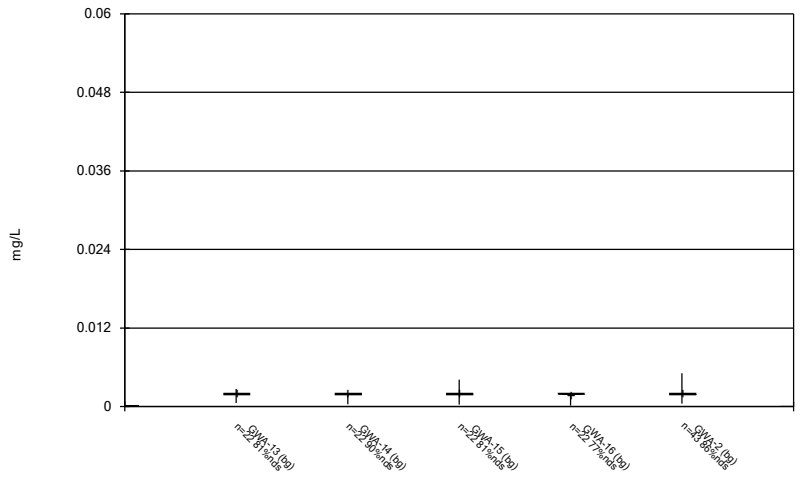

Constituent: Vanadium Analysis Run 3/11/2024 5:43 PM

Plant McIntosh Client: Southern Company Data: McIntosh LF4 CCR

Sanitas™ v.10.0.16 . UG

Box & Whiskers Plot

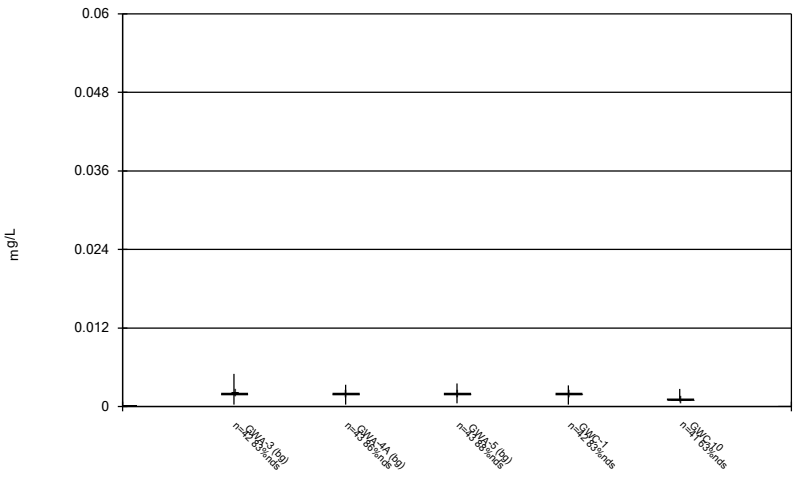

Constituent: Vanadium Analysis Run 3/11/2024 5:43 PM

Plant McIntosh Client: Southern Company Data: McIntosh LF4 CCR

Sanitas™ v.10.0.16 . UG

Box & Whiskers Plot

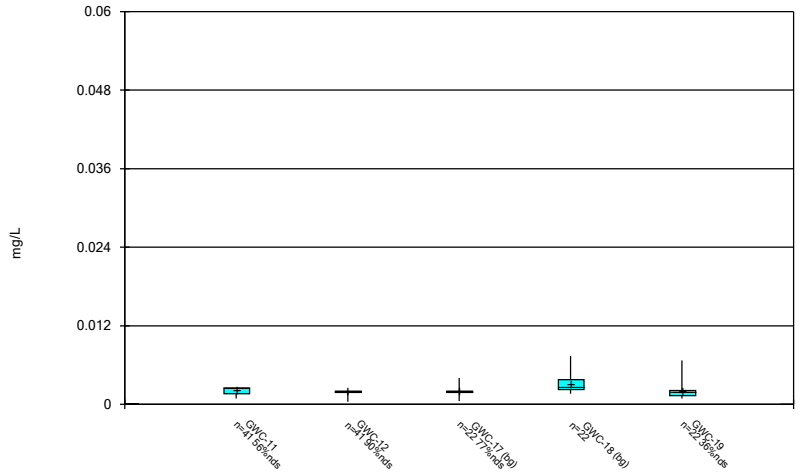

Constituent: Vanadium Analysis Run 3/11/2024 5:43 PM

Plant McIntosh Client: Southern Company Data: McIntosh LF4 CCR

Sanitas™ v.10.0.16 . UG

Box & Whiskers Plot

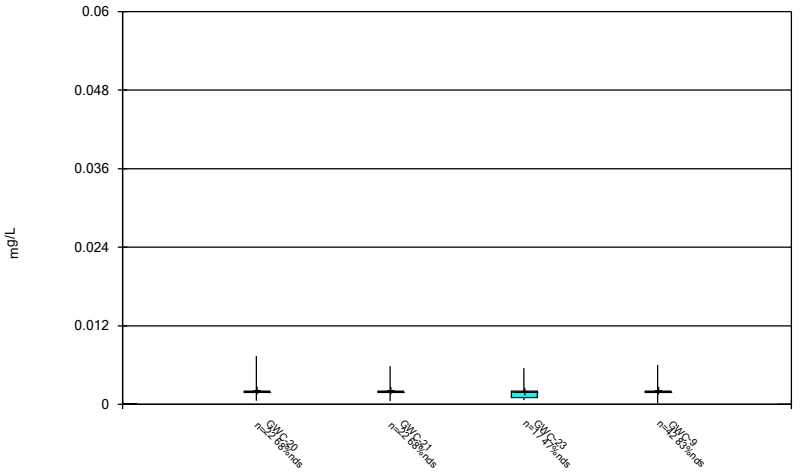

Constituent: Vanadium Analysis Run 3/11/2024 5:43 PM

Plant McIntosh Client: Southern Company Data: McIntosh LF4 CCR

Sanitas™ v.10.0.16 . UG

Box & Whiskers Plot

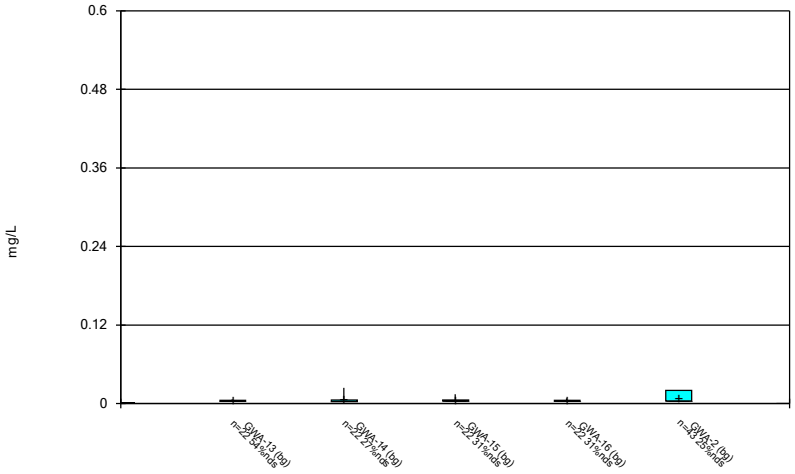

Constituent: Zinc Analysis Run 3/11/2024 5:43 PM

Plant McIntosh Client: Southern Company Data: McIntosh LF4 CCR

Sanitas™ v.10.0.16 . UG

Box & Whiskers Plot

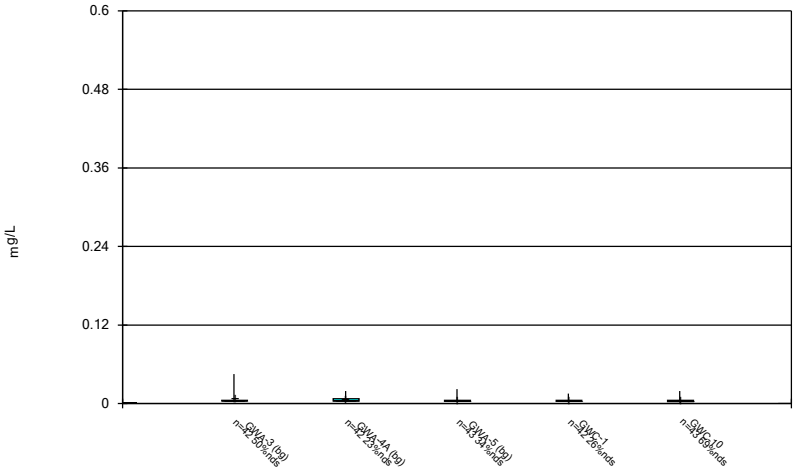

Constituent: Zinc Analysis Run 3/11/2024 5:43 PM

Plant McIntosh Client: Southern Company Data: McIntosh LF4 CCR

Sanitas™ v.10.0.16 . UG

Box & Whiskers Plot

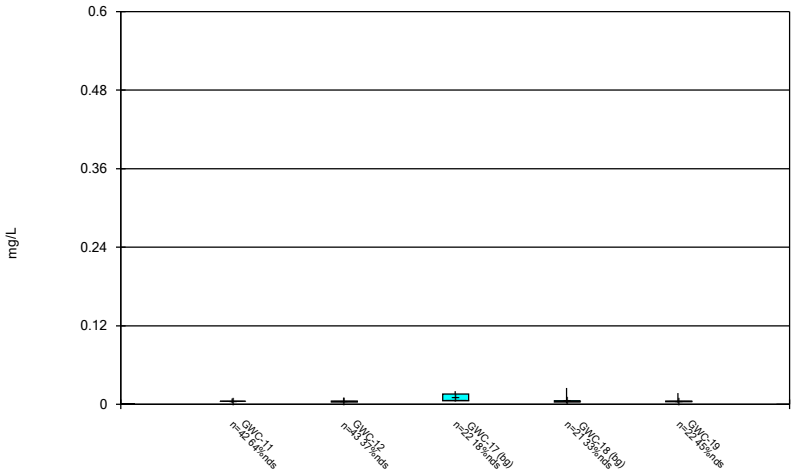

Constituent: Zinc Analysis Run 3/11/2024 5:43 PM

Plant McIntosh Client: Southern Company Data: McIntosh LF4 CCR

Sanitas™ v.10.0.16 . UG

Box & Whiskers Plot

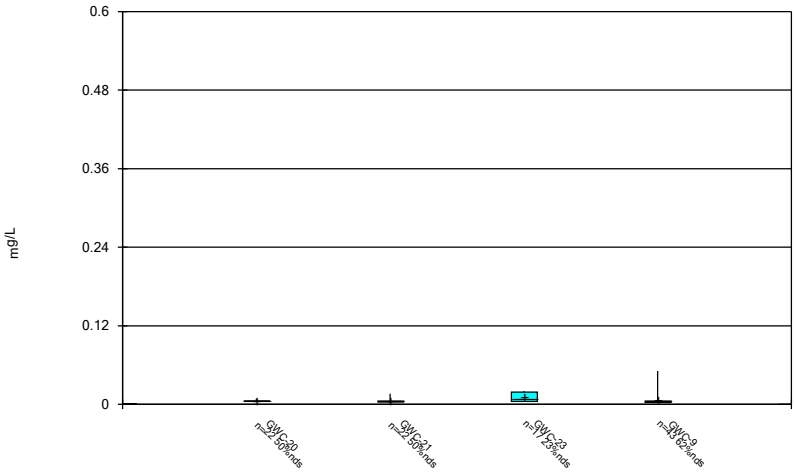

Constituent: Zinc Analysis Run 3/11/2024 5:43 PM

Plant McIntosh Client: Southern Company Data: McIntosh LF4 CCR

FIGURE C.

Outlier Summary

Plant McIntosh Data: McIntosh LF4 CCR Printed 3/11/2024, 11:57 AM

	GWA-3 Arsenic (mg/L)	GWA-3 Barium (mg/L)	GWA-5 Barium (mg/L)	GWC-11 Barium (mg/L)	GWC-17 Beryllium (mg/L)	GWA-5 Chloride (mg/L)	GWA-13 Chromium (mg/L)	GWA-2 Chromium (mg/L)	GWA-3 Chromium (mg/L)	GWA-5 Chromium (mg/L)
8/25/2004										0.22 (O)
9/11/2004										
12/7/2005										
7/6/2007		0.1 (O)								
6/20/2008										
12/7/2008		0.097 (O)		0.093 (O)						
1/5/2011	0.0089 (o)	0.21 (O)							0.077 (O)	
7/11/2012								0.0061 (O)		
1/19/2013										
1/14/2016										
4/20/2016					<0.003 (o)		<0.002 (o)			
6/14/2016										
6/16/2016										
9/27/2016										
1/12/2017										
1/13/2017										
1/24/2017			0.42 (o)							
1/30/2019										
3/27/2019										
9/15/2020						18 (o)				

	GWC-1 Chromium (mg/L)	GWC-21 Chromium (mg/L)	GWC-9 Chromium (mg/L)	GWA-3 Cobalt (mg/L)	GWC-12 Cobalt (mg/L)	GWC-21 Cobalt (mg/L)	GWA-3 Copper (mg/L)	GWC-21 Copper (mg/L)	GWA-3 Lead (mg/L)	GWC-9 Lead (mg/L)
8/25/2004										0.0056 (o)
9/11/2004										
12/7/2005										
7/6/2007										
6/20/2008										
12/7/2008	0.072 (O)									
1/5/2011				0.0066 (o)			0.014 (o)		0.014 (o)	
7/11/2012					0.012 (o)					
1/19/2013			0.0065 (o)							
1/14/2016								0.0064 (o)		
4/20/2016										
6/14/2016										
6/16/2016										
9/27/2016		0.35 (o)				0.015 (o)				
1/12/2017										
1/13/2017										
1/24/2017										
1/30/2019										
3/27/2019										
9/15/2020										

Outlier Summary

Plant McIntosh Data: McIntosh LF4 CCR Printed 3/11/2024, 11:57 AM

	GWA-3 Nickel (mg/L)	GWA-5 Selenium (mg/L)	GWA-14 Sulfate (mg/L)	GWC-18 Sulfate (mg/L)	GWC-23 Sulfate (mg/L)	GWA-3 Vanadium (mg/L)	GWC-10 Vanadium (mg/L)	GWC-11 Vanadium (mg/L)	GWC-12 Vanadium (mg/L)	GWC-9 Vanadium (mg/L)
8/25/2004										
9/11/2004	0.03 (O)									
12/7/2005										
7/6/2007										
6/20/2008								0.0093 (o)		
12/7/2008										
1/5/2011	0.025 (O)					0.056 (O)				
7/11/2012										
1/19/2013										
1/14/2016										
4/20/2016			5.85 (o)							
6/14/2016			4.6 (o)							
6/16/2016				9 (O)	9.2 (o)					
9/27/2016										
1/12/2017							0.0087 (o)	0.01 (o)	0.0075 (o)	
1/13/2017										0.0091 (o)
1/24/2017		0.025 (o)								
1/30/2019										
3/27/2019							0.0065 (o)		0.0078 (o)	
9/15/2020										

	GWA-3 Zinc (mg/L)	GWA-4A Zinc (mg/L)	GWC-11 Zinc (mg/L)	GWC-18 Zinc (mg/L)
8/25/2004				
9/11/2004				
12/7/2005		0.06 (O)		
7/6/2007				
6/20/2008				
12/7/2008			0.041 (O)	
1/5/2011	0.057 (O)			
7/11/2012				
1/19/2013				
1/14/2016				
4/20/2016				
6/14/2016				
6/16/2016				
9/27/2016				
1/12/2017				
1/13/2017				
1/24/2017				
1/30/2019				0.5 (o)
3/27/2019				
9/15/2020				

Tukey's Outlier Test - Significant Results

Plant McIntosh Data: McIntosh LF4 CCR Printed 3/6/2024, 11:33 AM

Constituent	Well	Outlier	Value(s)	Method	Alpha	N	Mean	Std. Dev.	Distribution	Normality Test
Barium (mg/L)	GWA-13 (bg)	Yes	0.03	NP	NaN	27	0.01631	0.003234	ln(x)	ShapiroWilk
Barium (mg/L)	GWA-3 (bg)	Yes	0.1,0.097,0.21	NP	NaN	48	0.02331	0.03255	ln(x)	ShapiroWilk
Barium (mg/L)	GWC-11	Yes	0.093	NP	NaN	48	0.01484	0.01202	ln(x)	ShapiroWilk
Beryllium (mg/L)	GWC-17 (bg)	Yes	0.0015	NP	NaN	27	0.0006426	0.0001998	ln(x)	ShapiroWilk
Chromium (mg/L)	GWA-15 (bg)	Yes	0.0008,0.0051,0.0011,0.0038	NP	NaN	26	0.002015	0.0008162	ln(x)	ShapiroWilk
Chromium (mg/L)	GWA-16 (bg)	Yes	0.024	NP	NaN	26	0.002789	0.004419	ln(x)	ShapiroWilk
Chromium (mg/L)	GWA-3 (bg)	Yes	0.077	NP	NaN	48	0.003557	0.01086	ln(x)	ShapiroWilk
Chromium (mg/L)	GWC-1	Yes	0.072,0.005,0.0011,0.0011,0.0049	NP	NaN	49	0.003606	0.01	ln(x)	ShapiroWilk
Chromium (mg/L)	GWC-18 (bg)	Yes	0.0065	NP	NaN	26	0.00268	0.001189	ln(x)	ShapiroWilk
Chromium (mg/L)	GWC-23	Yes	0.00023,0.004,0.0033	NP	NaN	22	0.002479	0.0006598	x^2	ShapiroWilk
Cobalt (mg/L)	GWA-4A (bg)	Yes	0.013	NP	NaN	48	0.002842	0.002273	ln(x)	ShapiroWilk
Cobalt (mg/L)	GWC-21	Yes	0.015	NP	NaN	27	0.001794	0.002669	ln(x)	ShapiroWilk
Sulfate (mg/L)	GWA-2 (bg)	Yes	1.27,1.7,0.83,0.64,0.76	NP	NaN	22	1.005	0.193	ln(x)	ShapiroWilk
Sulfate (mg/L)	GWC-17 (bg)	Yes	2.93	NP	NaN	22	1.189	0.4607	ln(x)	ShapiroWilk
Vanadium (mg/L)	GWC-10	Yes	0.0019,0.0087,0.0027,0.0027,0.0065,0.0022,0.002	NP	NaN	42	0.001491	0.001472	ln(x)	ShapiroWilk
Vanadium (mg/L)	GWC-11	Yes	0.01	NP	NaN	42	0.002453	0.001721	ln(x)	ShapiroWilk
Zinc (mg/L)	GWA-14 (bg)	Yes	0.024	NP	NaN	21	0.005786	0.004724	ln(x)	ShapiroWilk
Zinc (mg/L)	GWA-3 (bg)	Yes	0.045,0.012,0.012,0.042,0.057,0.0085,0.0028,0.002	NP	NaN	42	0.008752	0.01213	ln(x)	ShapiroWilk
Zinc (mg/L)	GWA-4A (bg)	Yes	0.06	NP	NaN	42	0.007645	0.008932	ln(x)	ShapiroWilk
Zinc (mg/L)	GWA-5 (bg)	Yes	0.022	NP	NaN	42	0.00519	0.003708	ln(x)	ShapiroWilk
Zinc (mg/L)	GWC-10	Yes	0.01,0.0034,0.019,0.0039,0.0026,0.0031,0.0012,0.0	NP	NaN	42	0.005067	0.002531	ln(x)	ShapiroWilk
Zinc (mg/L)	GWC-11	Yes	0.0025,0.0025,0.0025,0.0026,0.0089,0.041,0.0034,0	NP	NaN	42	0.005469	0.005751	ln(x)	ShapiroWilk
Zinc (mg/L)	GWC-18 (bg)	Yes	0.5	NP	NaN	21	0.02928	0.108	ln(x)	ShapiroWilk
Zinc (mg/L)	GWC-19	Yes	0.017	NP	NaN	21	0.005386	0.003273	ln(x)	ShapiroWilk
Zinc (mg/L)	GWC-20	Yes	0.0035,0.0084,0.0069,0.0073,0.0034	NP	NaN	21	0.00511	0.001172	ln(x)	ShapiroWilk
Zinc (mg/L)	GWC-21	Yes	0.016	NP	NaN	21	0.005067	0.003082	ln(x)	ShapiroWilk

Tukey's Outlier Test - All Results

Plant McIntosh Data: McIntosh LF4 CCR Printed 3/6/2024, 11:33 AM

Constituent	Well	Outlier	Value(s)	Method	Alpha	N	Mean	Std. Dev.	Distribution	Normality Test
Antimony (mg/L)	GWA-13 (bg)	n/a	n/a	NP	NaN	27	0.001945	0.0002848	unknown	ShapiroWilk
Antimony (mg/L)	GWA-14 (bg)	n/a	n/a	NP	NaN	27	0.00194	0.0003098	unknown	ShapiroWilk
Antimony (mg/L)	GWA-15 (bg)	n/a	n/a	NP	NaN	27	0.002	0	unknown	ShapiroWilk
Antimony (mg/L)	GWA-16 (bg)	n/a	n/a	NP	NaN	27	0.002	0	unknown	ShapiroWilk
Antimony (mg/L)	GWA-2 (bg)	n/a	n/a	NP	NaN	48	0.001967	0.0002309	unknown	ShapiroWilk
Antimony (mg/L)	GWA-3 (bg)	n/a	n/a	NP	NaN	48	0.001979	0.0001748	unknown	ShapiroWilk
Antimony (mg/L)	GWA-4A (bg)	n/a	n/a	NP	NaN	48	0.002	0	unknown	ShapiroWilk
Antimony (mg/L)	GWA-5 (bg)	n/a	n/a	NP	NaN	50	0.002	0	unknown	ShapiroFrancia
Antimony (mg/L)	GWC-1	n/a	n/a	NP	NaN	48	0.00197	0.0002064	unknown	ShapiroWilk
Antimony (mg/L)	GWC-10	n/a	n/a	NP	NaN	48	0.002	0	unknown	ShapiroWilk
Antimony (mg/L)	GWC-11	n/a	n/a	NP	NaN	48	0.002	0	unknown	ShapiroWilk
Antimony (mg/L)	GWC-12	n/a	n/a	NP	NaN	48	0.002	0	unknown	ShapiroWilk
Antimony (mg/L)	GWC-17 (bg)	n/a	n/a	NP	NaN	27	0.002	0	unknown	ShapiroWilk
Antimony (mg/L)	GWC-18 (bg)	n/a	n/a	NP	NaN	27	0.001934	0.0003426	unknown	ShapiroWilk
Antimony (mg/L)	GWC-19	n/a	n/a	NP	NaN	27	0.002	0	unknown	ShapiroWilk
Antimony (mg/L)	GWC-20	n/a	n/a	NP	NaN	27	0.002	0	unknown	ShapiroWilk
Antimony (mg/L)	GWC-21	n/a	n/a	NP	NaN	27	0.002	0	unknown	ShapiroWilk
Antimony (mg/L)	GWC-23	n/a	n/a	NP	NaN	22	0.002	0	unknown	ShapiroWilk
Antimony (mg/L)	GWC-9	n/a	n/a	NP	NaN	48	0.002	0	unknown	ShapiroWilk
Arsenic (mg/L)	GWA-13 (bg)	n/a	n/a	NP	NaN	27	0.0009911	0.00004619	unknown	ShapiroWilk
Arsenic (mg/L)	GWA-14 (bg)	n/a	n/a	NP	NaN	27	0.0009789	0.0001097	unknown	ShapiroWilk
Arsenic (mg/L)	GWA-15 (bg)	n/a	n/a	NP	NaN	27	0.0009496	0.0001565	unknown	ShapiroWilk
Arsenic (mg/L)	GWA-16 (bg)	n/a	n/a	NP	NaN	27	0.0009763	0.0001232	unknown	ShapiroWilk
Arsenic (mg/L)	GWA-2 (bg)	n/a	n/a	NP	NaN	48	0.001	0	unknown	ShapiroWilk
Arsenic (mg/L)	GWA-3 (bg)	n/a	n/a	NP	NaN	48	0.001152	0.001144	unknown	ShapiroWilk
Arsenic (mg/L)	GWA-4A (bg)	n/a	n/a	NP	NaN	48	0.00106	0.0004352	unknown	ShapiroWilk
Arsenic (mg/L)	GWA-5 (bg)	n/a	n/a	NP	NaN	50	0.001002	0.0002933	unknown	ShapiroFrancia
Arsenic (mg/L)	GWC-1	n/a	n/a	NP	NaN	48	0.0009875	0.0000866	unknown	ShapiroWilk
Arsenic (mg/L)	GWC-10	n/a	n/a	NP	NaN	48	0.0009135	0.000202	unknown	ShapiroWilk
Arsenic (mg/L)	GWC-11	No	n/a	NP	NaN	48	0.003291	0.001884	ln(x)	ShapiroWilk
Arsenic (mg/L)	GWC-12	n/a	n/a	NP	NaN	48	0.0009702	0.0001301	unknown	ShapiroWilk
Arsenic (mg/L)	GWC-17 (bg)	n/a	n/a	NP	NaN	27	0.0009248	0.000218	unknown	ShapiroWilk
Arsenic (mg/L)	GWC-18 (bg)	No	n/a	NP	NaN	27	0.001007	0.0003132	x^(1/3)	ShapiroWilk
Arsenic (mg/L)	GWC-19	n/a	n/a	NP	NaN	27	0.0009178	0.0002128	unknown	ShapiroWilk
Arsenic (mg/L)	GWC-20	n/a	n/a	NP	NaN	27	0.0009356	0.0001995	unknown	ShapiroWilk
Arsenic (mg/L)	GWC-21	n/a	n/a	NP	NaN	27	0.001033	0.0003355	unknown	ShapiroWilk
Arsenic (mg/L)	GWC-23	No	n/a	NP	NaN	22	0.00095	0.0003255	ln(x)	ShapiroWilk
Arsenic (mg/L)	GWC-9	n/a	n/a	NP	NaN	48	0.0009733	0.0001087	unknown	ShapiroWilk
Barium (mg/L)	**GWA-13 (bg)**	**Yes**	**0.03**	**NP**	**NaN**	**27**	**0.01631**	**0.003234**	**ln(x)**	**ShapiroWilk**
Barium (mg/L)	GWA-14 (bg)	No	n/a	NP	NaN	27	0.01357	0.002442	ln(x)	ShapiroWilk
Barium (mg/L)	GWA-15 (bg)	No	n/a	NP	NaN	27	0.02482	0.001927	ln(x)	ShapiroWilk
Barium (mg/L)	GWA-16 (bg)	No	n/a	NP	NaN	27	0.02537	0.003814	ln(x)	ShapiroWilk
Barium (mg/L)	GWA-2 (bg)	No	n/a	NP	NaN	48	0.02653	0.008308	x^2	ShapiroWilk
Barium (mg/L)	**GWA-3 (bg)**	**Yes**	**0.1,0.097,0.21**	**NP**	**NaN**	**48**	**0.02331**	**0.03255**	**ln(x)**	**ShapiroWilk**
Barium (mg/L)	GWA-4A (bg)	No	n/a	NP	NaN	48	0.023	0.007191	x^(1/3)	ShapiroWilk
Barium (mg/L)	GWA-5 (bg)	No	n/a	NP	NaN	50	0.04097	0.05661	ln(x)	ShapiroFrancia
Barium (mg/L)	GWC-1	No	n/a	NP	NaN	48	0.03328	0.01115	normal	ShapiroWilk
Barium (mg/L)	GWC-10	No	n/a	NP	NaN	48	0.02291	0.007657	ln(x)	ShapiroWilk
Barium (mg/L)	**GWC-11**	**Yes**	**0.093**	**NP**	**NaN**	**48**	**0.01484**	**0.01202**	**ln(x)**	**ShapiroWilk**
Barium (mg/L)	GWC-12	No	n/a	NP	NaN	48	0.01174	0.00176	ln(x)	ShapiroWilk
Barium (mg/L)	GWC-17 (bg)	No	n/a	NP	NaN	27	0.01814	0.001558	ln(x)	ShapiroWilk
Barium (mg/L)	GWC-18 (bg)	No	n/a	NP	NaN	27	0.02321	0.01327	ln(x)	ShapiroWilk
Barium (mg/L)	GWC-19	No	n/a	NP	NaN	27	0.01924	0.01314	ln(x)	ShapiroWilk
Barium (mg/L)	GWC-20	No	n/a	NP	NaN	27	0.02394	0.008927	ln(x)	ShapiroWilk
Barium (mg/L)	GWC-21	No	n/a	NP	NaN	27	0.01876	0.003766	ln(x)	ShapiroWilk
Barium (mg/L)	GWC-23	No	n/a	NP	NaN	22	0.03741	0.01891	ln(x)	ShapiroWilk
Barium (mg/L)	GWC-9	No	n/a	NP	NaN	48	0.02486	0.005149	ln(x)	ShapiroWilk
Beryllium (mg/L)	GWA-13 (bg)	n/a	n/a	NP	NaN	26	0.002253	0.0007068	unknown	ShapiroWilk
Beryllium (mg/L)	GWA-14 (bg)	n/a	n/a	NP	NaN	27	0.002326	0.0006286	unknown	ShapiroWilk
Beryllium (mg/L)	GWA-15 (bg)	n/a	n/a	NP	NaN	27	0.002409	0.0004738	unknown	ShapiroWilk
Beryllium (mg/L)	GWA-16 (bg)	n/a	n/a	NP	NaN	27	0.002332	0.0006055	unknown	ShapiroWilk
Beryllium (mg/L)	GWA-2 (bg)	n/a	n/a	NP	NaN	48	0.002203	0.0007937	unknown	ShapiroWilk
Beryllium (mg/L)	GWA-3 (bg)	n/a	n/a	NP	NaN	48	0.002434	0.0003682	unknown	ShapiroWilk
Beryllium (mg/L)	GWA-4A (bg)	n/a	n/a	NP	NaN	48	0.00231	0.0006388	unknown	ShapiroWilk
Beryllium (mg/L)	GWA-5 (bg)	n/a	n/a	NP	NaN	50	0.002376	0.0005108	unknown	ShapiroFrancia
Beryllium (mg/L)	GWC-1	n/a	n/a	NP	NaN	48	0.002062	0.0009214	unknown	ShapiroWilk
Beryllium (mg/L)	GWC-10	n/a	n/a	NP	NaN	48	0.002355	0.0005678	unknown	ShapiroWilk
Beryllium (mg/L)	GWC-11	n/a	n/a	NP	NaN	48	0.002411	0.0004339	unknown	ShapiroWilk

Tukey's Outlier Test - All Results

Plant McIntosh Data: McIntosh LF4 CCR Printed 3/6/2024, 11:33 AM

Constituent	Well	Outlier	Value(s)	Method	Alpha	N	Mean	Std. Dev.	Distribution	Normality Test
Beryllium (mg/L)	GWC-12	n/a	n/a	NP	NaN	48	0.00207	0.0009051	unknown	ShapiroWilk
Beryllium (mg/L)	**GWC-17 (bg)**	**Yes**	**0.0015**	**NP**	**NaN**	**27**	**0.0006426**	**0.0001998**	**ln(x)**	**ShapiroWilk**
Beryllium (mg/L)	GWC-18 (bg)	n/a	n/a	NP	NaN	27	0.002417	0.0004311	unknown	ShapiroWilk
Beryllium (mg/L)	GWC-19	No	n/a	NP	NaN	27	0.001397	0.001169	ln(x)	ShapiroWilk
Beryllium (mg/L)	GWC-20	No	n/a	NP	NaN	27	0.001611	0.001095	ln(x)	ShapiroWilk
Beryllium (mg/L)	GWC-21	n/a	n/a	NP	NaN	27	0.002359	0.0005099	unknown	ShapiroWilk
Beryllium (mg/L)	GWC-23	n/a	n/a	NP	NaN	22	0.002293	0.000671	unknown	ShapiroWilk
Beryllium (mg/L)	GWC-9	n/a	n/a	NP	NaN	48	0.002305	0.0006548	unknown	ShapiroWilk
Cadmium (mg/L)	GWA-13 (bg)	n/a	n/a	NP	NaN	27	0.002365	0.0004953	unknown	ShapiroWilk
Cadmium (mg/L)	GWA-14 (bg)	n/a	n/a	NP	NaN	27	0.00233	0.0006123	unknown	ShapiroWilk
Cadmium (mg/L)	GWA-15 (bg)	n/a	n/a	NP	NaN	27	0.0025	0	unknown	ShapiroWilk
Cadmium (mg/L)	GWA-16 (bg)	n/a	n/a	NP	NaN	27	0.002413	0.0004523	unknown	ShapiroWilk
Cadmium (mg/L)	GWA-2 (bg)	n/a	n/a	NP	NaN	48	0.0025	0	unknown	ShapiroWilk
Cadmium (mg/L)	GWA-3 (bg)	n/a	n/a	NP	NaN	48	0.0025	0	unknown	ShapiroWilk
Cadmium (mg/L)	GWA-4A (bg)	n/a	n/a	NP	NaN	48	0.002306	0.0006516	unknown	ShapiroWilk
Cadmium (mg/L)	GWA-5 (bg)	n/a	n/a	NP	NaN	50	0.0025	0	unknown	ShapiroFrancia
Cadmium (mg/L)	GWC-1	n/a	n/a	NP	NaN	48	0.00245	0.0003464	unknown	ShapiroWilk
Cadmium (mg/L)	GWC-10	n/a	n/a	NP	NaN	48	0.0025	0	unknown	ShapiroWilk
Cadmium (mg/L)	GWC-11	n/a	n/a	NP	NaN	48	0.0025	0	unknown	ShapiroWilk
Cadmium (mg/L)	GWC-12	n/a	n/a	NP	NaN	48	0.0025	0	unknown	ShapiroWilk
Cadmium (mg/L)	GWC-17 (bg)	No	n/a	NP	NaN	27	0.0005768	0.00008904	normal	ShapiroWilk
Cadmium (mg/L)	GWC-18 (bg)	n/a	n/a	NP	NaN	27	0.002411	0.0004648	unknown	ShapiroWilk
Cadmium (mg/L)	GWC-19	No	n/a	NP	NaN	27	0.001906	0.001024	ln(x)	ShapiroWilk
Cadmium (mg/L)	GWC-20	No	n/a	NP	NaN	27	0.001553	0.001089	ln(x)	ShapiroWilk
Cadmium (mg/L)	GWC-21	n/a	n/a	NP	NaN	27	0.001997	0.0009628	unknown	ShapiroWilk
Cadmium (mg/L)	GWC-23	n/a	n/a	NP	NaN	22	0.002071	0.0009317	unknown	ShapiroWilk
Cadmium (mg/L)	GWC-9	n/a	n/a	NP	NaN	48	0.0024	0.0004842	unknown	ShapiroWilk
Chromium (mg/L)	GWA-13 (bg)	n/a	n/a	NP	NaN	26	0.002535	0.001677	unknown	ShapiroWilk
Chromium (mg/L)	GWA-14 (bg)	n/a	n/a	NP	NaN	26	0.002145	0.0006947	unknown	ShapiroWilk
Chromium (mg/L)	**GWA-15 (bg)**	**Yes**	**0.0008,0.0051,0.0011,0.0038**	**NP**	**NaN**	**26**	**0.002015**	**0.0008162**	**ln(x)**	**ShapiroWilk**
Chromium (mg/L)	**GWA-16 (bg)**	**Yes**	**0.024**	**NP**	**NaN**	**26**	**0.002789**	**0.004419**	**ln(x)**	**ShapiroWilk**
Chromium (mg/L)	GWA-2 (bg)	No	n/a	NP	NaN	48	0.002144	0.00088	ln(x)	ShapiroWilk
Chromium (mg/L)	**GWA-3 (bg)**	**Yes**	**0.077**	**NP**	**NaN**	**48**	**0.003557**	**0.01086**	**ln(x)**	**ShapiroWilk**
Chromium (mg/L)	GWA-4A (bg)	n/a	n/a	NP	NaN	48	0.0025	0.001601	unknown	ShapiroWilk
Chromium (mg/L)	GWA-5 (bg)	n/a	n/a	NP	NaN	50	0.006534	0.03081	unknown	ShapiroFrancia
Chromium (mg/L)	**GWC-1**	**Yes**	**0.072,0.005,0.0011,0.0011,0.0049**	**NP**	**NaN**	**49**	**0.003606**	**0.01**	**ln(x)**	**ShapiroWilk**
Chromium (mg/L)	GWC-10	No	n/a	NP	NaN	48	0.003874	0.002261	sqrt(x)	ShapiroWilk
Chromium (mg/L)	GWC-11	No	n/a	NP	NaN	48	0.005628	0.002078	ln(x)	ShapiroWilk
Chromium (mg/L)	GWC-12	No	n/a	NP	NaN	48	0.003796	0.003088	ln(x)	ShapiroWilk
Chromium (mg/L)	GWC-17 (bg)	No	n/a	NP	NaN	26	0.004469	0.002972	ln(x)	ShapiroWilk
Chromium (mg/L)	**GWC-18 (bg)**	**Yes**	**0.0065**	**NP**	**NaN**	**26**	**0.00268**	**0.001189**	**ln(x)**	**ShapiroWilk**
Chromium (mg/L)	GWC-19	No	n/a	NP	NaN	26	0.001913	0.0009882	ln(x)	ShapiroWilk
Chromium (mg/L)	GWC-20	n/a	n/a	NP	NaN	26	0.002192	0.0007869	unknown	ShapiroWilk
Chromium (mg/L)	GWC-21	n/a	n/a	NP	NaN	26	0.01543	0.06824	unknown	ShapiroWilk
Chromium (mg/L)	**GWC-23**	**Yes**	**0.00023,0.004,0.0033**	**NP**	**NaN**	**22**	**0.002479**	**0.0006598**	**x^2**	**ShapiroWilk**
Chromium (mg/L)	GWC-9	n/a	n/a	NP	NaN	48	0.002152	0.0008754	unknown	ShapiroWilk
Cobalt (mg/L)	GWA-13 (bg)	No	n/a	NP	NaN	27	0.0007722	0.0003486	ln(x)	ShapiroWilk
Cobalt (mg/L)	GWA-14 (bg)	No	n/a	NP	NaN	27	0.001201	0.0009562	ln(x)	ShapiroWilk
Cobalt (mg/L)	GWA-15 (bg)	No	n/a	NP	NaN	27	0.0007285	0.0004349	ln(x)	ShapiroWilk
Cobalt (mg/L)	GWA-16 (bg)	No	n/a	NP	NaN	27	0.0006807	0.0003126	ln(x)	ShapiroWilk
Cobalt (mg/L)	GWA-2 (bg)	No	n/a	NP	NaN	48	0.00508	0.004388	ln(x)	ShapiroWilk
Cobalt (mg/L)	GWA-3 (bg)	No	n/a	NP	NaN	48	0.002007	0.001172	sqrt(x)	ShapiroWilk
Cobalt (mg/L)	**GWA-4A (bg)**	**Yes**	**0.013**	**NP**	**NaN**	**48**	**0.002842**	**0.002273**	**ln(x)**	**ShapiroWilk**
Cobalt (mg/L)	GWA-5 (bg)	No	n/a	NP	NaN	50	0.004927	0.004638	ln(x)	ShapiroFrancia
Cobalt (mg/L)	GWC-1	No	n/a	NP	NaN	48	0.001986	0.000502	normal	ShapiroWilk
Cobalt (mg/L)	GWC-10	n/a	n/a	NP	NaN	48	0.002359	0.0005575	unknown	ShapiroWilk
Cobalt (mg/L)	GWC-11	n/a	n/a	NP	NaN	48	0.002747	0.001222	unknown	ShapiroWilk
Cobalt (mg/L)	GWC-12	No	n/a	NP	NaN	48	0.001823	0.001871	ln(x)	ShapiroWilk
Cobalt (mg/L)	GWC-17 (bg)	No	n/a	NP	NaN	27	0.001286	0.0008973	ln(x)	ShapiroWilk
Cobalt (mg/L)	GWC-18 (bg)	n/a	n/a	NP	NaN	27	0.002324	0.0006337	unknown	ShapiroWilk
Cobalt (mg/L)	GWC-19	n/a	n/a	NP	NaN	27	0.002124	0.0008162	unknown	ShapiroWilk
Cobalt (mg/L)	GWC-20	No	n/a	NP	NaN	27	0.002477	0.00213	ln(x)	ShapiroWilk
Cobalt (mg/L)	**GWC-21**	**Yes**	**0.015**	**NP**	**NaN**	**27**	**0.001794**	**0.002669**	**ln(x)**	**ShapiroWilk**
Cobalt (mg/L)	GWC-23	No	n/a	NP	NaN	22	0.004884	0.002457	normal	ShapiroWilk
Cobalt (mg/L)	GWC-9	No	n/a	NP	NaN	48	0.001658	0.001109	ln(x)	ShapiroWilk
Copper (mg/L)	GWA-13 (bg)	n/a	n/a	NP	NaN	21	0.001936	0.0002924	unknown	ShapiroWilk
Copper (mg/L)	GWA-14 (bg)	n/a	n/a	NP	NaN	21	0.001912	0.0002947	unknown	ShapiroWilk
Copper (mg/L)	GWA-15 (bg)	n/a	n/a	NP	NaN	21	0.001945	0.0002531	unknown	ShapiroWilk

Tukey's Outlier Test - All Results

Plant McIntosh Data: McIntosh LF4 CCR Printed 3/6/2024, 11:33 AM

Constituent	Well	Outlier	Value(s)	Method	Alpha	N	Mean	Std. Dev.	Distribution	Normality Test
Copper (mg/L)	GWA-16 (bg)	n/a	n/a	NP	NaN	21	0.001896	0.0003307	unknown	ShapiroWilk
Copper (mg/L)	GWA-2 (bg)	n/a	n/a	NP	NaN	42	0.002024	0.0001543	unknown	ShapiroWilk
Copper (mg/L)	GWA-3 (bg)	n/a	n/a	NP	NaN	42	0.002304	0.001884	unknown	ShapiroWilk
Copper (mg/L)	GWA-4A (bg)	n/a	n/a	NP	NaN	42	0.00198	0.0005817	unknown	ShapiroWilk
Copper (mg/L)	GWA-5 (bg)	n/a	n/a	NP	NaN	42	0.001975	0.00018	unknown	ShapiroWilk
Copper (mg/L)	GWC-1	n/a	n/a	NP	NaN	41	0.001976	0.0001562	unknown	ShapiroWilk
Copper (mg/L)	GWC-10	n/a	n/a	NP	NaN	42	0.002	0	unknown	ShapiroWilk
Copper (mg/L)	GWC-11	n/a	n/a	NP	NaN	42	0.001983	0.0001807	unknown	ShapiroWilk
Copper (mg/L)	GWC-12	n/a	n/a	NP	NaN	42	0.001944	0.000255	unknown	ShapiroWilk
Copper (mg/L)	GWC-17 (bg)	n/a	n/a	NP	NaN	21	0.001957	0.0001805	unknown	ShapiroWilk
Copper (mg/L)	GWC-18 (bg)	n/a	n/a	NP	NaN	21	0.001716	0.0004832	unknown	ShapiroWilk
Copper (mg/L)	GWC-19	n/a	n/a	NP	NaN	21	0.001861	0.0004482	unknown	ShapiroWilk
Copper (mg/L)	GWC-20	n/a	n/a	NP	NaN	21	0.001882	0.0003981	unknown	ShapiroWilk
Copper (mg/L)	GWC-21	n/a	n/a	NP	NaN	21	0.002014	0.001119	unknown	ShapiroWilk
Copper (mg/L)	GWC-23	n/a	n/a	NP	NaN	16	0.001833	0.0003667	unknown	ShapiroWilk
Copper (mg/L)	GWC-9	n/a	n/a	NP	NaN	42	0.001977	0.0001677	unknown	ShapiroWilk
Lead (mg/L)	GWA-13 (bg)	n/a	n/a	NP	NaN	27	0.0009844	0.00008083	unknown	ShapiroWilk
Lead (mg/L)	GWA-14 (bg)	n/a	n/a	NP	NaN	27	0.0009385	0.0002218	unknown	ShapiroWilk
Lead (mg/L)	GWA-15 (bg)	n/a	n/a	NP	NaN	27	0.001	0	unknown	ShapiroWilk
Lead (mg/L)	GWA-16 (bg)	n/a	n/a	NP	NaN	27	0.0009396	0.000218	unknown	ShapiroWilk
Lead (mg/L)	GWA-2 (bg)	n/a	n/a	NP	NaN	48	0.001084	0.0006466	unknown	ShapiroWilk
Lead (mg/L)	GWA-3 (bg)	n/a	n/a	NP	NaN	48	0.001563	0.002728	unknown	ShapiroWilk
Lead (mg/L)	GWA-4A (bg)	n/a	n/a	NP	NaN	48	0.001013	0.0004316	unknown	ShapiroWilk
Lead (mg/L)	GWA-5 (bg)	n/a	n/a	NP	NaN	50	0.0009668	0.000144	unknown	ShapiroFrancia
Lead (mg/L)	GWC-1	n/a	n/a	NP	NaN	48	0.001	0	unknown	ShapiroWilk
Lead (mg/L)	GWC-10	n/a	n/a	NP	NaN	48	0.001	0	unknown	ShapiroWilk
Lead (mg/L)	GWC-11	n/a	n/a	NP	NaN	48	0.0009229	0.0002297	unknown	ShapiroWilk
Lead (mg/L)	GWC-12	n/a	n/a	NP	NaN	48	0.001	0	unknown	ShapiroWilk
Lead (mg/L)	GWC-17 (bg)	n/a	n/a	NP	NaN	27	0.001	0	unknown	ShapiroWilk
Lead (mg/L)	GWC-18 (bg)	No	n/a	NP	NaN	27	0.000793	0.0003372	x^(1/3)	ShapiroWilk
Lead (mg/L)	GWC-19	n/a	n/a	NP	NaN	27	0.001	0	unknown	ShapiroWilk
Lead (mg/L)	GWC-20	n/a	n/a	NP	NaN	27	0.0009719	0.0001463	unknown	ShapiroWilk
Lead (mg/L)	GWC-21	n/a	n/a	NP	NaN	27	0.000963	0.0001558	unknown	ShapiroWilk
Lead (mg/L)	GWC-23	n/a	n/a	NP	NaN	22	0.0008932	0.0002772	unknown	ShapiroWilk
Lead (mg/L)	GWC-9	n/a	n/a	NP	NaN	48	0.001096	0.000664	unknown	ShapiroWilk
Nickel (mg/L)	GWA-13 (bg)	n/a	n/a	NP	NaN	21	0.0008824	0.000249	unknown	ShapiroWilk
Nickel (mg/L)	GWA-14 (bg)	No	n/a	NP	NaN	21	0.0008048	0.0002411	ln(x)	ShapiroWilk
Nickel (mg/L)	GWA-15 (bg)	No	n/a	NP	NaN	21	0.0008776	0.0002266	ln(x)	ShapiroWilk
Nickel (mg/L)	GWA-16 (bg)	No	n/a	NP	NaN	21	0.0008162	0.0002686	ln(x)	ShapiroWilk
Nickel (mg/L)	GWA-2 (bg)	No	n/a	NP	NaN	42	0.002087	0.0008218	normal	ShapiroWilk
Nickel (mg/L)	GWA-3 (bg)	n/a	n/a	NP	NaN	42	0.002182	0.00576	unknown	ShapiroWilk
Nickel (mg/L)	GWA-4A (bg)	No	n/a	NP	NaN	42	0.001542	0.001238	ln(x)	ShapiroWilk
Nickel (mg/L)	GWA-5 (bg)	n/a	n/a	NP	NaN	42	0.0009745	0.000385	unknown	ShapiroWilk
Nickel (mg/L)	GWC-1	No	n/a	NP	NaN	41	0.002104	0.0005964	ln(x)	ShapiroWilk
Nickel (mg/L)	GWC-10	n/a	n/a	NP	NaN	42	0.001003	0.000112	unknown	ShapiroWilk
Nickel (mg/L)	GWC-11	n/a	n/a	NP	NaN	42	0.001098	0.0006909	unknown	ShapiroWilk
Nickel (mg/L)	GWC-12	n/a	n/a	NP	NaN	42	0.002371	0.001117	unknown	ShapiroWilk
Nickel (mg/L)	GWC-17 (bg)	No	n/a	NP	NaN	21	0.002074	0.0006774	ln(x)	ShapiroWilk
Nickel (mg/L)	GWC-18 (bg)	No	n/a	NP	NaN	21	0.001675	0.0006799	ln(x)	ShapiroWilk
Nickel (mg/L)	GWC-19	No	n/a	NP	NaN	21	0.001779	0.000881	ln(x)	ShapiroWilk
Nickel (mg/L)	GWC-20	No	n/a	NP	NaN	21	0.002511	0.00183	ln(x)	ShapiroWilk
Nickel (mg/L)	GWC-21	No	n/a	NP	NaN	21	0.001673	0.0008971	ln(x)	ShapiroWilk
Nickel (mg/L)	GWC-23	No	n/a	NP	NaN	16	0.001575	0.000482	ln(x)	ShapiroWilk
Nickel (mg/L)	GWC-9	n/a	n/a	NP	NaN	42	0.001099	0.0005534	unknown	ShapiroWilk
Selenium (mg/L)	GWA-13 (bg)	n/a	n/a	NP	NaN	27	0.004824	0.0009141	unknown	ShapiroWilk
Selenium (mg/L)	GWA-14 (bg)	n/a	n/a	NP	NaN	27	0.005	0	unknown	ShapiroWilk
Selenium (mg/L)	GWA-15 (bg)	n/a	n/a	NP	NaN	27	0.004841	0.0008256	unknown	ShapiroWilk
Selenium (mg/L)	GWA-16 (bg)	n/a	n/a	NP	NaN	27	0.004824	0.0009141	unknown	ShapiroWilk
Selenium (mg/L)	GWA-2 (bg)	n/a	n/a	NP	NaN	48	0.004722	0.00109	unknown	ShapiroWilk
Selenium (mg/L)	GWA-3 (bg)	n/a	n/a	NP	NaN	48	0.004638	0.001104	unknown	ShapiroWilk
Selenium (mg/L)	GWA-4A (bg)	n/a	n/a	NP	NaN	48	0.004757	0.0009782	unknown	ShapiroWilk
Selenium (mg/L)	GWA-5 (bg)	n/a	n/a	NP	NaN	50	0.005312	0.002908	unknown	ShapiroFrancia
Selenium (mg/L)	GWC-1	n/a	n/a	NP	NaN	48	0.004804	0.0009482	unknown	ShapiroWilk
Selenium (mg/L)	GWC-10	n/a	n/a	NP	NaN	48	0.004802	0.0009592	unknown	ShapiroWilk
Selenium (mg/L)	GWC-11	n/a	n/a	NP	NaN	48	0.004424	0.001541	unknown	ShapiroWilk
Selenium (mg/L)	GWC-12	n/a	n/a	NP	NaN	48	0.005	0	unknown	ShapiroWilk
Selenium (mg/L)	GWC-17 (bg)	n/a	n/a	NP	NaN	27	0.005	0	unknown	ShapiroWilk
Selenium (mg/L)	GWC-18 (bg)	n/a	n/a	NP	NaN	27	0.004831	0.0008776	unknown	ShapiroWilk

Tukey's Outlier Test - All Results

Plant McIntosh Data: McIntosh LF4 CCR Printed 3/6/2024, 11:33 AM

Constituent	Well	Outlier	Value(s)	Method	Alpha	N	Mean	Std. Dev.	Distribution	Normality Test
Selenium (mg/L)	GWC-19	n/a	n/a	NP	NaN	27	0.004834	0.0008622	unknown	ShapiroWilk
Selenium (mg/L)	GWC-20	n/a	n/a	NP	NaN	27	0.004893	0.0005581	unknown	ShapiroWilk
Selenium (mg/L)	GWC-21	n/a	n/a	NP	NaN	27	0.004831	0.0008795	unknown	ShapiroWilk
Selenium (mg/L)	GWC-23	n/a	n/a	NP	NaN	22	0.005	0	unknown	ShapiroWilk
Selenium (mg/L)	GWC-9	n/a	n/a	NP	NaN	48	0.005017	0.0001155	unknown	ShapiroWilk
Silver (mg/L)	GWA-13 (bg)	n/a	n/a	NP	NaN	21	0.001	0	unknown	ShapiroWilk
Silver (mg/L)	GWA-14 (bg)	n/a	n/a	NP	NaN	21	0.001	0	unknown	ShapiroWilk
Silver (mg/L)	GWA-15 (bg)	n/a	n/a	NP	NaN	21	0.001	0	unknown	ShapiroWilk
Silver (mg/L)	GWA-16 (bg)	n/a	n/a	NP	NaN	21	0.001	0	unknown	ShapiroWilk
Silver (mg/L)	GWA-2 (bg)	n/a	n/a	NP	NaN	42	0.001	0	unknown	ShapiroWilk
Silver (mg/L)	GWA-3 (bg)	n/a	n/a	NP	NaN	42	0.001	0	unknown	ShapiroWilk
Silver (mg/L)	GWA-4A (bg)	n/a	n/a	NP	NaN	42	0.001	0	unknown	ShapiroWilk
Silver (mg/L)	GWA-5 (bg)	n/a	n/a	NP	NaN	42	0.001	0	unknown	ShapiroWilk
Silver (mg/L)	GWC-1	n/a	n/a	NP	NaN	41	0.001	0	unknown	ShapiroWilk
Silver (mg/L)	GWC-10	n/a	n/a	NP	NaN	42	0.001	0	unknown	ShapiroWilk
Silver (mg/L)	GWC-11	n/a	n/a	NP	NaN	42	0.0009907	0.00006018	unknown	ShapiroWilk
Silver (mg/L)	GWC-12	n/a	n/a	NP	NaN	42	0.001	0	unknown	ShapiroWilk
Silver (mg/L)	GWC-17 (bg)	n/a	n/a	NP	NaN	21	0.001	0	unknown	ShapiroWilk
Silver (mg/L)	GWC-18 (bg)	n/a	n/a	NP	NaN	21	0.001	0	unknown	ShapiroWilk
Silver (mg/L)	GWC-19	n/a	n/a	NP	NaN	21	0.001	0	unknown	ShapiroWilk
Silver (mg/L)	GWC-20	n/a	n/a	NP	NaN	21	0.001	0	unknown	ShapiroWilk
Silver (mg/L)	GWC-21	n/a	n/a	NP	NaN	21	0.001	0	unknown	ShapiroWilk
Silver (mg/L)	GWC-23	n/a	n/a	NP	NaN	16	0.001	0	unknown	ShapiroWilk
Silver (mg/L)	GWC-9	n/a	n/a	NP	NaN	42	0.001	0	unknown	ShapiroWilk
Sulfate (mg/L)	GWA-13 (bg)	No	n/a	NP	NaN	22	0.9171	0.2394	x^2	ShapiroWilk
Sulfate (mg/L)	GWA-14 (bg)	No	n/a	NP	NaN	22	1.483	1.313	ln(x)	ShapiroWilk
Sulfate (mg/L)	GWA-15 (bg)	No	n/a	NP	NaN	22	0.8565	0.2336	x^3	ShapiroWilk
Sulfate (mg/L)	GWA-16 (bg)	No	n/a	NP	NaN	22	0.89	0.1902	x^3	ShapiroWilk
Sulfate (mg/L)	**GWA-2 (bg)**	**Yes**	**1.27,1.7,0.83,0.64,0.76**	**NP**	**NaN**	**22**	**1.005**	**0.193**	**ln(x)**	**ShapiroWilk**
Sulfate (mg/L)	GWA-3 (bg)	No	n/a	NP	NaN	22	0.9318	0.2033	x^4	ShapiroWilk
Sulfate (mg/L)	GWA-4A (bg)	No	n/a	NP	NaN	22	6.173	3.033	x^(1/3)	ShapiroWilk
Sulfate (mg/L)	GWA-5 (bg)	No	n/a	NP	NaN	22	0.9117	0.1842	x^3	ShapiroWilk
Sulfate (mg/L)	GWC-1	No	n/a	NP	NaN	22	1.368	0.497	normal	ShapiroWilk
Sulfate (mg/L)	GWC-10	No	n/a	NP	NaN	22	3.192	1.049	ln(x)	ShapiroWilk
Sulfate (mg/L)	GWC-11	No	n/a	NP	NaN	22	4.171	1.067	x^2	ShapiroWilk
Sulfate (mg/L)	GWC-12	No	n/a	NP	NaN	22	0.901	0.1756	x^6	ShapiroWilk
Sulfate (mg/L)	**GWC-17 (bg)**	**Yes**	**2.93**	**NP**	**NaN**	**22**	**1.189**	**0.4607**	**ln(x)**	**ShapiroWilk**
Sulfate (mg/L)	GWC-18 (bg)	No	n/a	NP	NaN	23	4.363	1.463	sqrt(x)	ShapiroWilk
Sulfate (mg/L)	GWC-19	No	n/a	NP	NaN	22	2.01	0.4516	ln(x)	ShapiroWilk
Sulfate (mg/L)	GWC-20	No	n/a	NP	NaN	22	1.63	1.143	ln(x)	ShapiroWilk
Sulfate (mg/L)	GWC-21	No	n/a	NP	NaN	22	1.006	0.3158	ln(x)	ShapiroWilk
Sulfate (mg/L)	GWC-23	No	n/a	NP	NaN	22	2.686	1.54	ln(x)	ShapiroWilk
Sulfate (mg/L)	GWC-9	No	n/a	NP	NaN	22	1.471	1.059	ln(x)	ShapiroWilk
Thallium (mg/L)	GWA-13 (bg)	n/a	n/a	NP	NaN	27	0.0008848	0.0002926	unknown	ShapiroWilk
Thallium (mg/L)	GWA-14 (bg)	n/a	n/a	NP	NaN	27	0.0008914	0.0002764	unknown	ShapiroWilk
Thallium (mg/L)	GWA-15 (bg)	n/a	n/a	NP	NaN	27	0.001	0	unknown	ShapiroWilk
Thallium (mg/L)	GWA-16 (bg)	n/a	n/a	NP	NaN	27	0.0009426	0.0002069	unknown	ShapiroWilk
Thallium (mg/L)	GWA-2 (bg)	n/a	n/a	NP	NaN	46	0.0009583	0.0001672	unknown	ShapiroWilk
Thallium (mg/L)	GWA-3 (bg)	n/a	n/a	NP	NaN	46	0.0009635	0.0001732	unknown	ShapiroWilk
Thallium (mg/L)	GWA-4A (bg)	n/a	n/a	NP	NaN	46	0.0009645	0.0001713	unknown	ShapiroWilk
Thallium (mg/L)	GWA-5 (bg)	n/a	n/a	NP	NaN	48	0.0009942	0.00004041	unknown	ShapiroWilk
Thallium (mg/L)	GWC-1	n/a	n/a	NP	NaN	47	0.001	0	unknown	ShapiroWilk
Thallium (mg/L)	GWC-10	n/a	n/a	NP	NaN	46	0.0009539	0.0001773	unknown	ShapiroWilk
Thallium (mg/L)	GWC-11	n/a	n/a	NP	NaN	46	0.0009524	0.0001872	unknown	ShapiroWilk
Thallium (mg/L)	GWC-12	n/a	n/a	NP	NaN	46	0.000965	0.0001661	unknown	ShapiroWilk
Thallium (mg/L)	GWC-17 (bg)	n/a	n/a	NP	NaN	27	0.0007968	0.0003876	unknown	ShapiroWilk
Thallium (mg/L)	GWC-18 (bg)	No	n/a	NP	NaN	27	0.0004459	0.0004335	ln(x)	ShapiroWilk
Thallium (mg/L)	GWC-19	n/a	n/a	NP	NaN	27	0.0009085	0.000265	unknown	ShapiroWilk
Thallium (mg/L)	GWC-20	No	n/a	NP	NaN	27	0.0007741	0.0003917	ln(x)	ShapiroWilk
Thallium (mg/L)	GWC-21	n/a	n/a	NP	NaN	27	0.000911	0.0002621	unknown	ShapiroWilk
Thallium (mg/L)	GWC-23	No	n/a	NP	NaN	22	0.0007686	0.0003895	ln(x)	ShapiroWilk
Thallium (mg/L)	GWC-9	n/a	n/a	NP	NaN	46	0.0009833	0.0001135	unknown	ShapiroWilk
Vanadium (mg/L)	GWA-13 (bg)	n/a	n/a	NP	NaN	21	0.001945	0.0003612	unknown	ShapiroWilk
Vanadium (mg/L)	GWA-14 (bg)	n/a	n/a	NP	NaN	21	0.00192	0.0003644	unknown	ShapiroWilk
Vanadium (mg/L)	GWA-15 (bg)	n/a	n/a	NP	NaN	21	0.001986	0.0006142	unknown	ShapiroWilk
Vanadium (mg/L)	GWA-16 (bg)	n/a	n/a	NP	NaN	21	0.001879	0.0004113	unknown	ShapiroWilk
Vanadium (mg/L)	GWA-2 (bg)	n/a	n/a	NP	NaN	42	0.001982	0.0005793	unknown	ShapiroWilk
Vanadium (mg/L)	GWA-3 (bg)	n/a	n/a	NP	NaN	42	0.003406	0.008346	unknown	ShapiroWilk

Tukey's Outlier Test - All Results

Plant McIntosh Data: McIntosh LF4 CCR Printed 3/6/2024, 11:33 AM

Constituent	Well	Outlier	Value(s)	Method	Alpha	N	Mean	Std. Dev.	Distribution	Normality Test
Vanadium (mg/L)	GWA-4A (bg)	n/a	n/a	NP	NaN	42	0.001963	0.0003995	unknown	ShapiroWilk
Vanadium (mg/L)	GWA-5 (bg)	n/a	n/a	NP	NaN	42	0.001973	0.0003496	unknown	ShapiroWilk
Vanadium (mg/L)	GWC-1	n/a	n/a	NP	NaN	41	0.00194	0.0004499	unknown	ShapiroWilk
Vanadium (mg/L)	**GWC-10**	**Yes**	**0.0019,0.0087,0.0027,0.0027,0.0065,0.0022,0.002**	**NP**	**NaN**	**42**	**0.001491**	**0.001472**	**ln(x)**	**ShapiroWilk**
Vanadium (mg/L)	**GWC-11**	**Yes**	**0.01**	**NP**	**NaN**	**42**	**0.002453**	**0.001721**	**ln(x)**	**ShapiroWilk**
Vanadium (mg/L)	GWC-12	n/a	n/a	NP	NaN	42	0.002188	0.001271	unknown	ShapiroWilk
Vanadium (mg/L)	GWC-17 (bg)	n/a	n/a	NP	NaN	21	0.00198	0.0005858	unknown	ShapiroWilk
Vanadium (mg/L)	GWC-18 (bg)	No	n/a	NP	NaN	21	0.003143	0.001326	ln(x)	ShapiroWilk
Vanadium (mg/L)	GWC-19	No	n/a	NP	NaN	21	0.002037	0.001224	ln(x)	ShapiroWilk
Vanadium (mg/L)	GWC-20	n/a	n/a	NP	NaN	21	0.002283	0.001283	unknown	ShapiroWilk
Vanadium (mg/L)	GWC-21	n/a	n/a	NP	NaN	21	0.002213	0.001146	unknown	ShapiroWilk
Vanadium (mg/L)	GWC-23	No	n/a	NP	NaN	16	0.001999	0.001135	ln(x)	ShapiroWilk
Vanadium (mg/L)	GWC-9	n/a	n/a	NP	NaN	42	0.002257	0.001313	unknown	ShapiroWilk
Zinc (mg/L)	GWA-13 (bg)	No	n/a	NP	NaN	21	0.004338	0.001074	x^2	ShapiroWilk
Zinc (mg/L)	**GWA-14 (bg)**	**Yes**	**0.024**	**NP**	**NaN**	**21**	**0.005786**	**0.004724**	**ln(x)**	**ShapiroWilk**
Zinc (mg/L)	GWA-15 (bg)	No	n/a	NP	NaN	21	0.005114	0.002267	ln(x)	ShapiroWilk
Zinc (mg/L)	GWA-16 (bg)	No	n/a	NP	NaN	21	0.004519	0.001244	x^(1/3)	ShapiroWilk
Zinc (mg/L)	GWA-2 (bg)	No	n/a	NP	NaN	42	0.008981	0.006936	ln(x)	ShapiroWilk
Zinc (mg/L)	**GWA-3 (bg)**	**Yes**	**0.045,0.012,0.012,0.042,0.057,0.0085,0.0028,0.002**	**NP**	**NaN**	**42**	**0.008752**	**0.01213**	**ln(x)**	**ShapiroWilk**
Zinc (mg/L)	**GWA-4A (bg)**	**Yes**	**0.06**	**NP**	**NaN**	**42**	**0.007645**	**0.008932**	**ln(x)**	**ShapiroWilk**
Zinc (mg/L)	**GWA-5 (bg)**	**Yes**	**0.022**	**NP**	**NaN**	**42**	**0.00519**	**0.003708**	**ln(x)**	**ShapiroWilk**
Zinc (mg/L)	GWC-1	No	n/a	NP	NaN	41	0.004856	0.002435	ln(x)	ShapiroWilk
Zinc (mg/L)	**GWC-10**	**Yes**	**0.01,0.0034,0.019,0.0039,0.0026,0.0031,0.0012,0.0**	**NP**	**NaN**	**42**	**0.005067**	**0.002531**	**ln(x)**	**ShapiroWilk**
Zinc (mg/L)	**GWC-11**	**Yes**	**0.0025,0.0025,0.0025,0.0026,0.0089,0.041,0.0034,0**	**NP**	**NaN**	**42**	**0.005469**	**0.005751**	**ln(x)**	**ShapiroWilk**
Zinc (mg/L)	GWC-12	No	n/a	NP	NaN	42	0.004526	0.00157	ln(x)	ShapiroWilk
Zinc (mg/L)	GWC-17 (bg)	No	n/a	NP	NaN	21	0.009967	0.006082	ln(x)	ShapiroWilk
Zinc (mg/L)	**GWC-18 (bg)**	**Yes**	**0.5**	**NP**	**NaN**	**21**	**0.02928**	**0.108**	**ln(x)**	**ShapiroWilk**
Zinc (mg/L)	**GWC-19**	**Yes**	**0.017**	**NP**	**NaN**	**21**	**0.005386**	**0.003273**	**ln(x)**	**ShapiroWilk**
Zinc (mg/L)	**GWC-20**	**Yes**	**0.0035,0.0084,0.0069,0.0073,0.0034**	**NP**	**NaN**	**21**	**0.00511**	**0.001172**	**ln(x)**	**ShapiroWilk**
Zinc (mg/L)	**GWC-21**	**Yes**	**0.016**	**NP**	**NaN**	**21**	**0.005067**	**0.003082**	**ln(x)**	**ShapiroWilk**
Zinc (mg/L)	GWC-23	No	n/a	NP	NaN	16	0.01071	0.006827	ln(x)	ShapiroWilk
Zinc (mg/L)	GWC-9	n/a	n/a	NP	NaN	42	0.005936	0.007177	unknown	ShapiroWilk

Sanitas™ v.10.0.16 . UG

Tukey's Outlier Screening

GWA-13 (bg)

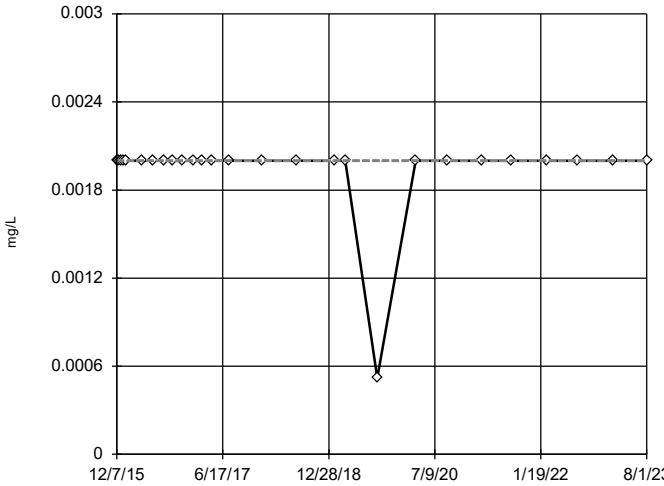

n = 27

No outliers found. Tukey's method selected by user.

Data were square transformed to achieve best W statistic (graph shown in original units).

The results were invalidated, because the lower and upper quartiles are equal.

Constituent: Antimony Analysis Run 3/6/2024 11:25 AM View: Outliers

Plant McIntosh Data: McIntosh LF4 CCR

Sanitas™ v.10.0.16 . UG

Tukey's Outlier Screening

GWA-14 (bg)

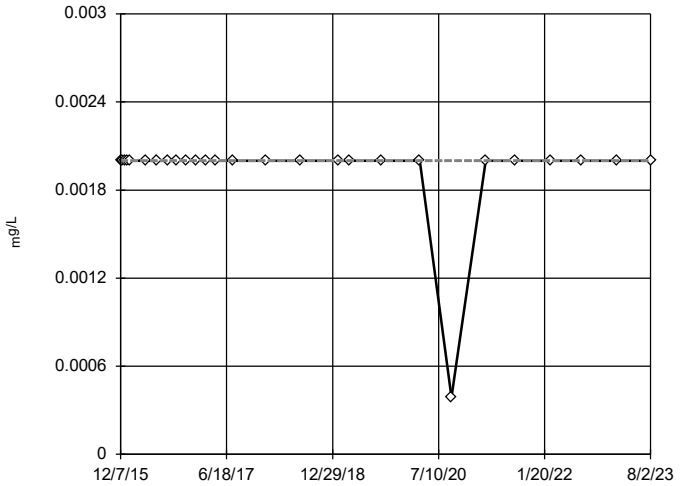

n = 27

No outliers found. Tukey's method selected by user.

Data were x^4 transformed to achieve best W statistic (graph shown in original units).

The results were invalidated, because the lower and upper quartiles are equal.

Constituent: Antimony Analysis Run 3/6/2024 11:25 AM View: Outliers

Plant McIntosh Data: McIntosh LF4 CCR

Sanitas™ v.10.0.16 . UG

Tukey's Outlier Screening

GWA-15 (bg)

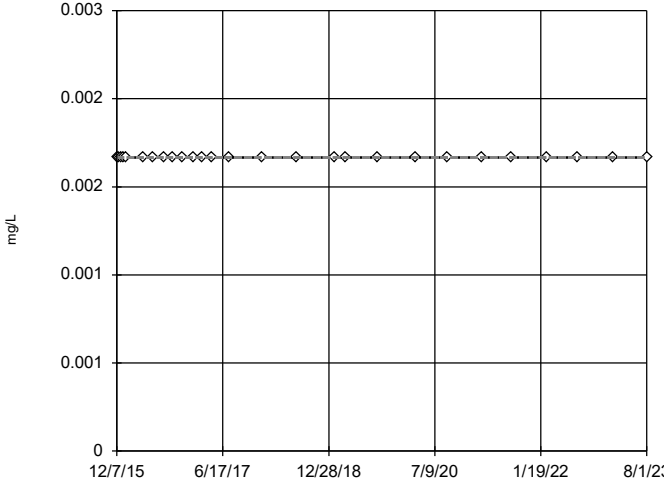

n = 27

No outliers found. Tukey's method selected by user.

Data were square root transformed to achieve best W statistic (graph shown in original units).

The results were invalidated, because the lower and upper quartiles are equal.

Constituent: Antimony Analysis Run 3/6/2024 11:25 AM View: Outliers

Plant McIntosh Data: McIntosh LF4 CCR

Sanitas™ v.10.0.16 . UG

Tukey's Outlier Screening

GWA-16 (bg)

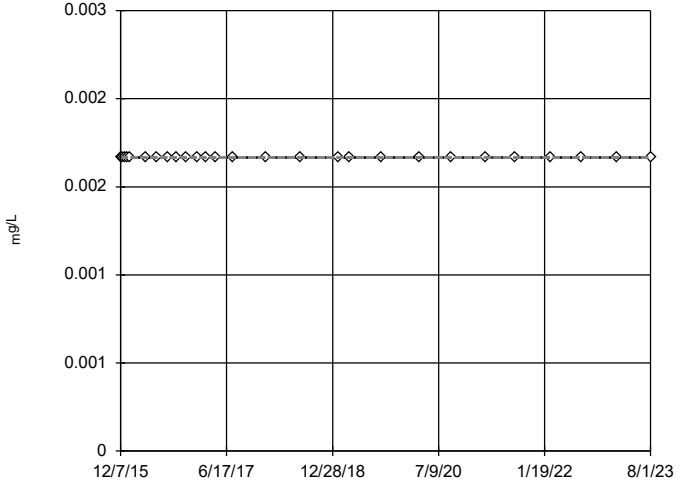

n = 27

No outliers found. Tukey's method selected by user.

Data were square root transformed to achieve best W statistic (graph shown in original units).

The results were invalidated, because the lower and upper quartiles are equal.

Constituent: Antimony Analysis Run 3/6/2024 11:25 AM View: Outliers

Plant McIntosh Data: McIntosh LF4 CCR

Sanitas™ v.10.0.16 . UG

Tukey's Outlier Screening

GWA-2 (bg)

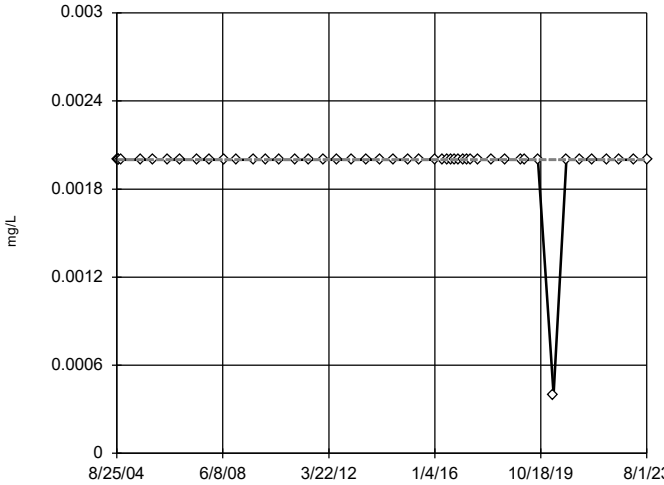

n = 48

No outliers found. Tukey's method selected by user.

Data were natural log transformed to achieve best W statistic (graph shown in original units).

The results were invalidated, because the lower and upper quartiles are equal.

Constituent: Antimony Analysis Run 3/6/2024 11:25 AM View: Outliers

Plant McIntosh Data: McIntosh LF4 CCR

Sanitas™ v.10.0.16 . UG

Tukey's Outlier Screening

GWA-3 (bg)

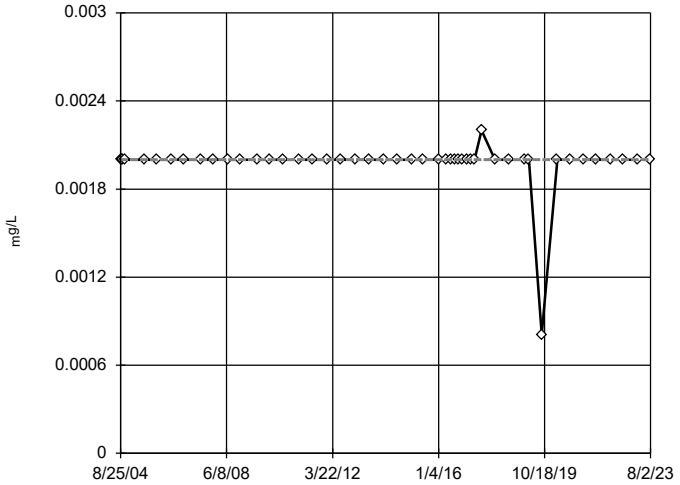

n = 48

No outliers found. Tukey's method selected by user.

Data were x^6 transformed to achieve best W statistic (graph shown in original units).

The results were invalidated, because the lower and upper quartiles are equal.

Constituent: Antimony Analysis Run 3/6/2024 11:25 AM View: Outliers

Plant McIntosh Data: McIntosh LF4 CCR

Sanitas™ v.10.0.16 . UG

Tukey's Outlier Screening

GWA-4A (bg)

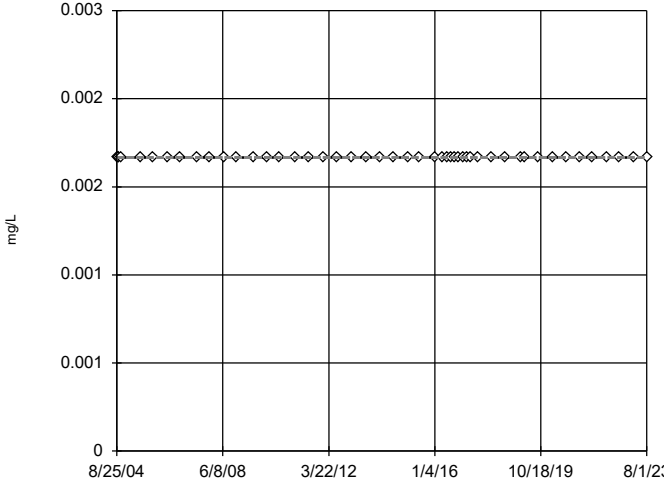

n = 48

No outliers found. Tukey's method selected by user.

Data were cube root transformed to achieve best W statistic (graph shown in original units).

The results were invalidated, because the lower and upper quartiles are equal.

Constituent: Antimony Analysis Run 3/6/2024 11:25 AM View: Outliers

Plant McIntosh Data: McIntosh LF4 CCR

Sanitas™ v.10.0.16 . UG

Tukey's Outlier Screening

GWA-5 (bg)

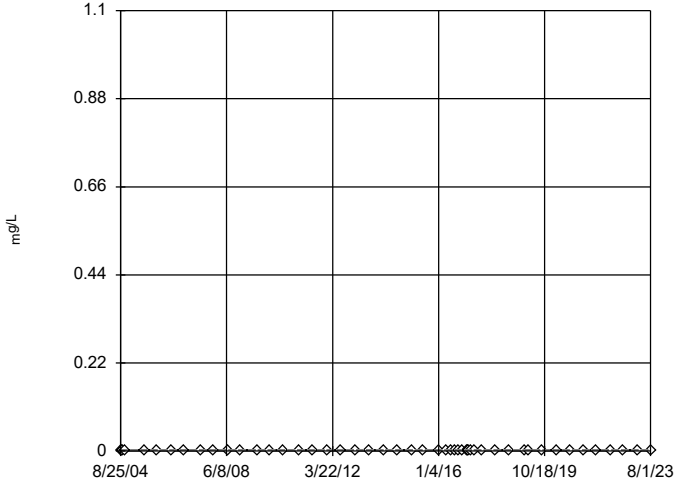

n = 50

No outliers found. Tukey's method selected by user.

Ladder of Powers transformations did not improve normality; analysis run on raw data.

The results were invalidated, because the lower and upper quartiles are equal.

Constituent: Antimony Analysis Run 3/6/2024 11:25 AM View: Outliers

Plant McIntosh Data: McIntosh LF4 CCR

Tukey's Outlier Screening

GWC-1

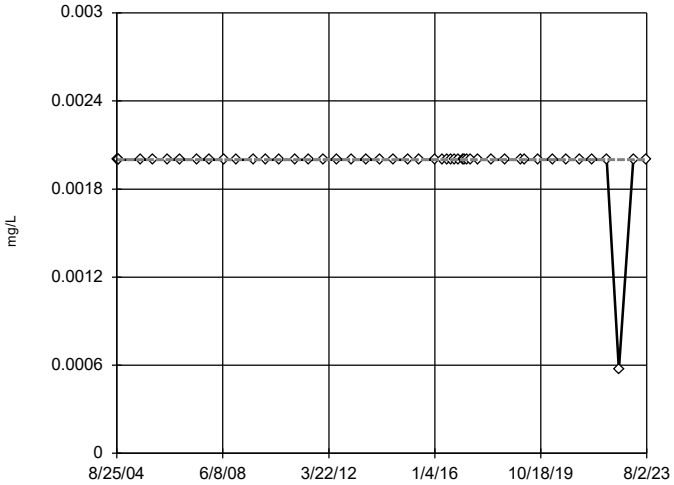

n = 48

No outliers found. Tukey's method selected by user.

Ladder of Powers transformations did not improve normality; analysis run on raw data.

The results were invalidated, because the lower and upper quartiles are equal.

Constituent: Antimony Analysis Run 3/6/2024 11:25 AM View: Outliers

Plant McIntosh Data: McIntosh LF4 CCR

Sanitas™ v.10.0.16 . UG

Tukey's Outlier Screening

GWC-10

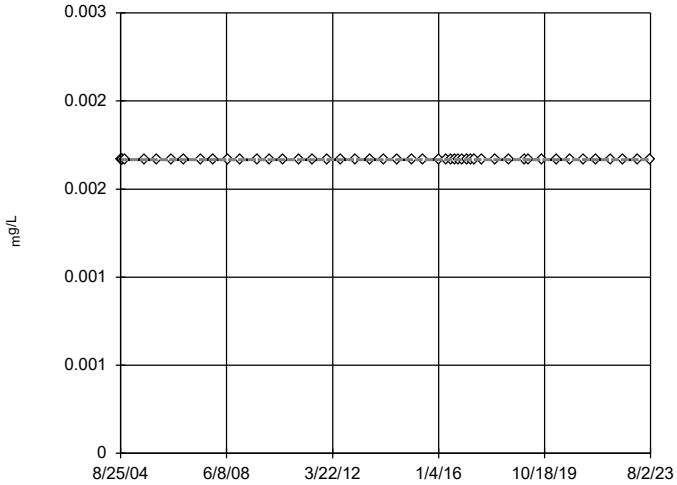

n = 48

No outliers found. Tukey's method selected by user.

Data were cube root transformed to achieve best W statistic (graph shown in original units).

The results were invalidated, because the lower and upper quartiles are equal.

Constituent: Antimony Analysis Run 3/6/2024 11:25 AM View: Outliers

Plant McIntosh Data: McIntosh LF4 CCR

Sanitas™ v.10.0.16 . UG

Tukey's Outlier Screening

GWC-11

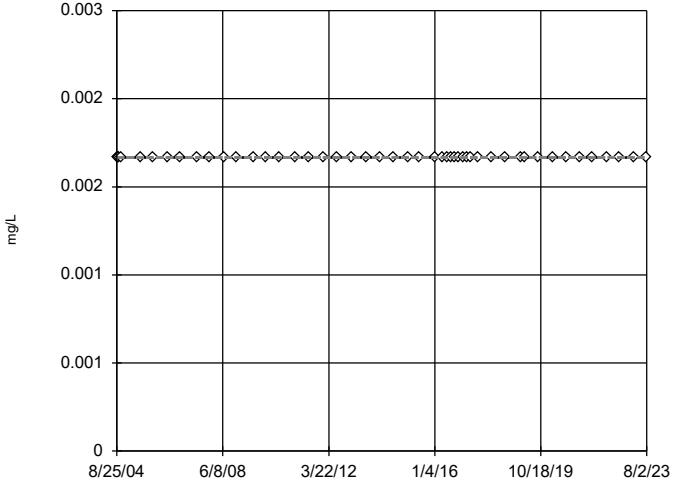

n = 48

No outliers found. Tukey's method selected by user.

Data were cube root transformed to achieve best W statistic (graph shown in original units).

The results were invalidated, because the lower and upper quartiles are equal.

Constituent: Antimony Analysis Run 3/6/2024 11:25 AM View: Outliers

Plant McIntosh Data: McIntosh LF4 CCR

Sanitas™ v.10.0.16 . UG

Tukey's Outlier Screening

GWC-12

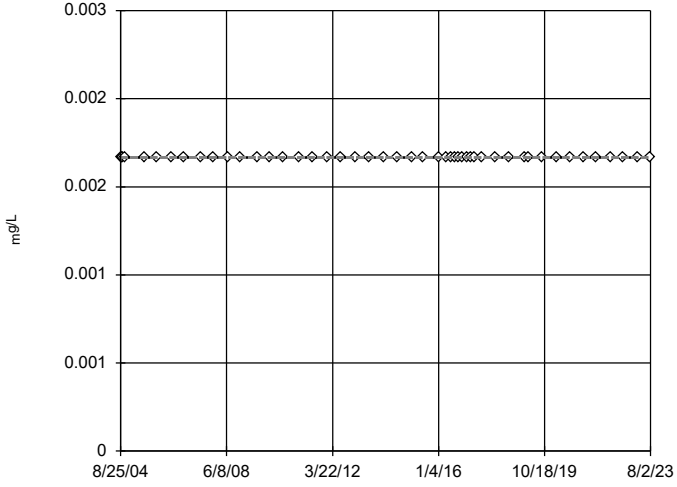

n = 48

No outliers found. Tukey's method selected by user.

Data were cube root transformed to achieve best W statistic (graph shown in original units).

The results were invalidated, because the lower and upper quartiles are equal.

Constituent: Antimony Analysis Run 3/6/2024 11:25 AM View: Outliers

Plant McIntosh Data: McIntosh LF4 CCR

Sanitas™ v.10.0.16 . UG

Tukey's Outlier Screening

GWC-17 (bg)

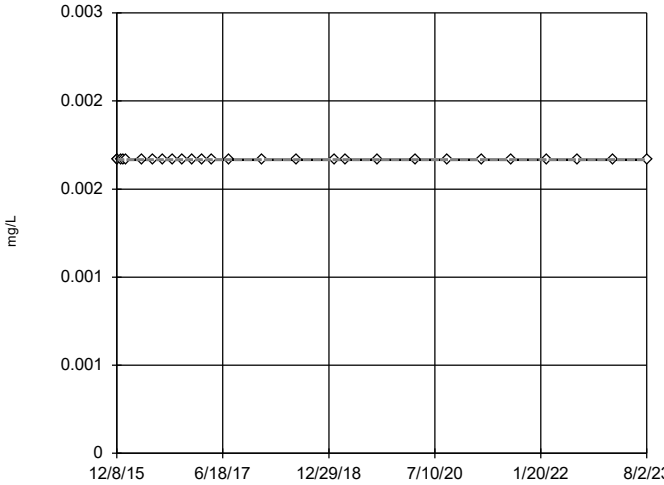

n = 27

No outliers found. Tukey's method selected by user.

Data were square root transformed to achieve best W statistic (graph shown in original units).

The results were invalidated, because the lower and upper quartiles are equal.

Constituent: Antimony Analysis Run 3/6/2024 11:25 AM View: Outliers

Plant McIntosh Data: McIntosh LF4 CCR

Sanitas™ v.10.0.16 . UG

Tukey's Outlier Screening

GWC-18 (bg)

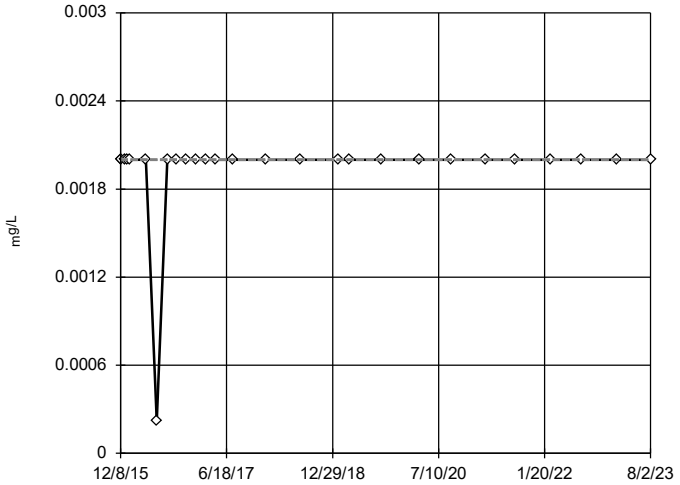

n = 27

No outliers found. Tukey's method selected by user.

Data were x^6 transformed to achieve best W statistic (graph shown in original units).

The results were invalidated, because the lower and upper quartiles are equal.

Constituent: Antimony Analysis Run 3/6/2024 11:25 AM View: Outliers

Plant McIntosh Data: McIntosh LF4 CCR

Sanitas™ v.10.0.16 . UG

Tukey's Outlier Screening

GWC-19

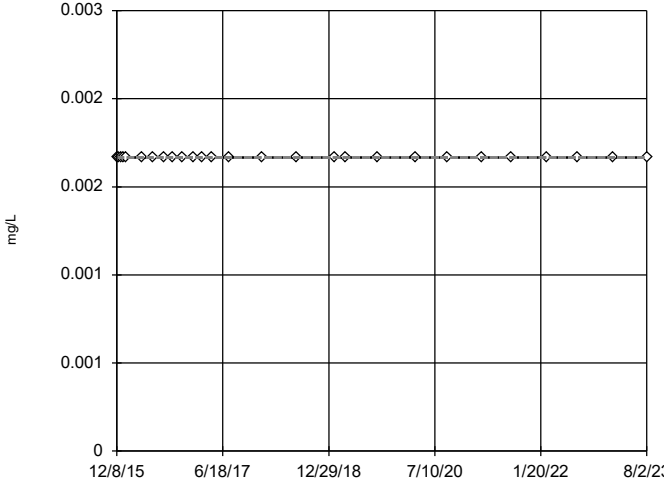

n = 27

No outliers found. Tukey's method selected by user.

Data were square root transformed to achieve best W statistic (graph shown in original units).

The results were invalidated, because the lower and upper quartiles are equal.

Constituent: Antimony Analysis Run 3/6/2024 11:25 AM View: Outliers

Plant McIntosh Data: McIntosh LF4 CCR

Sanitas™ v.10.0.16 . UG

Tukey's Outlier Screening

GWC-20

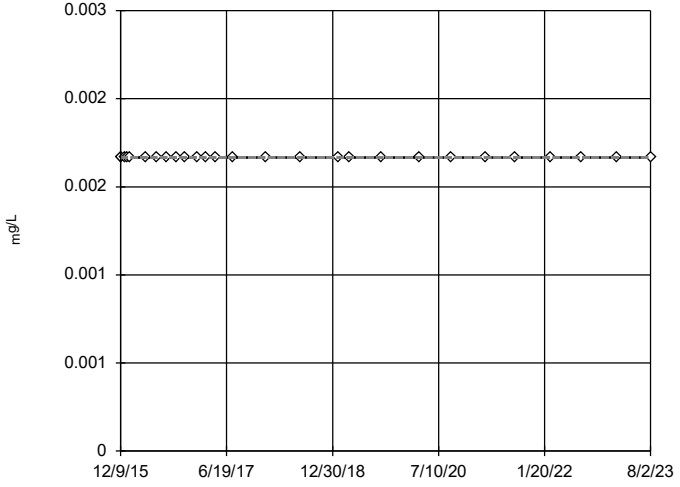

n = 27

No outliers found. Tukey's method selected by user.

Data were square root transformed to achieve best W statistic (graph shown in original units).

The results were invalidated, because the lower and upper quartiles are equal.

Constituent: Antimony Analysis Run 3/6/2024 11:25 AM View: Outliers

Plant McIntosh Data: McIntosh LF4 CCR

Sanitas™ v.10.0.16 . UG

Tukey's Outlier Screening

GWC-21

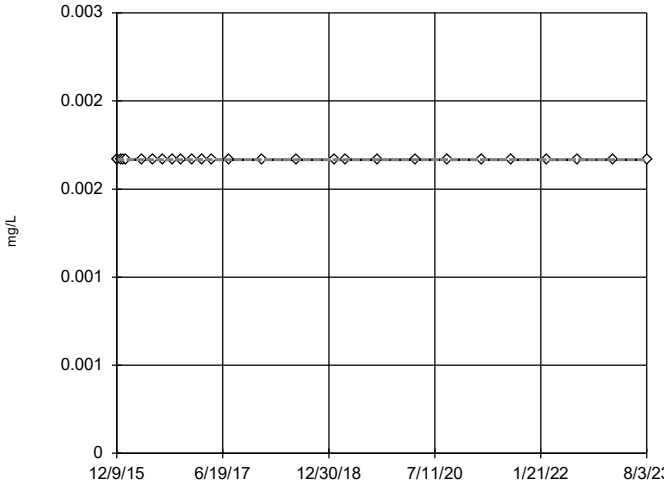

n = 27

No outliers found. Tukey's method selected by user.

Data were square root transformed to achieve best W statistic (graph shown in original units).

The results were invalidated, because the lower and upper quartiles are equal.

Constituent: Antimony Analysis Run 3/6/2024 11:25 AM View: Outliers

Plant McIntosh Data: McIntosh LF4 CCR

Sanitas™ v.10.0.16 . UG

Tukey's Outlier Screening

GWC-23

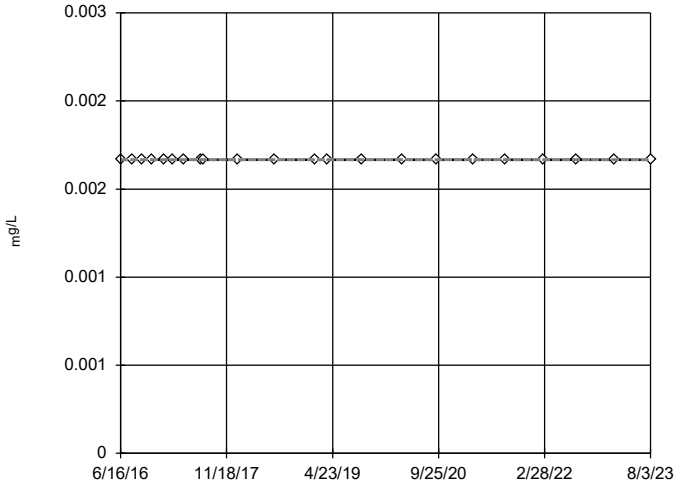

n = 22

No outliers found. Tukey's method selected by user.

Data were square root transformed to achieve best W statistic (graph shown in original units).

The results were invalidated, because the lower and upper quartiles are equal.

Constituent: Antimony Analysis Run 3/6/2024 11:25 AM View: Outliers

Plant McIntosh Data: McIntosh LF4 CCR

Sanitas™ v.10.0.16 . UG

Tukey's Outlier Screening

GWC-9

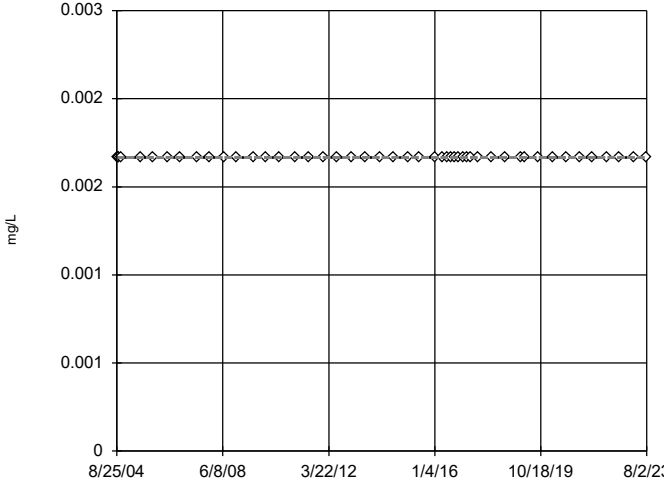

n = 48

No outliers found. Tukey's method selected by user.

Data were cube root transformed to achieve best W statistic (graph shown in original units).

The results were invalidated, because the lower and upper quartiles are equal.

Constituent: Antimony Analysis Run 3/6/2024 11:26 AM View: Outliers

Plant McIntosh Data: McIntosh LF4 CCR

Sanitas™ v.10.0.16 . UG

Tukey's Outlier Screening

GWA-13 (bg)

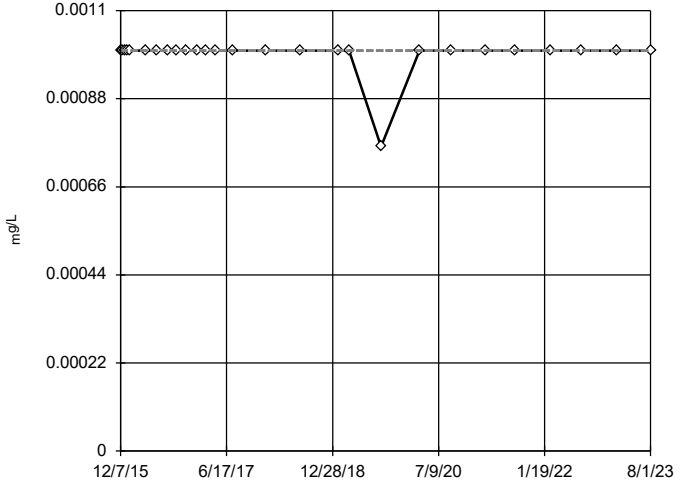

n = 27

No outliers found. Tukey's method selected by user.

Data were cube root transformed to achieve best W statistic (graph shown in original units).

The results were invalidated, because the lower and upper quartiles are equal.

Constituent: Arsenic Analysis Run 3/6/2024 11:26 AM View: Outliers

Plant McIntosh Data: McIntosh LF4 CCR

Sanitas™ v.10.0.16 . UG

Tukey's Outlier Screening

GWA-14 (bg)

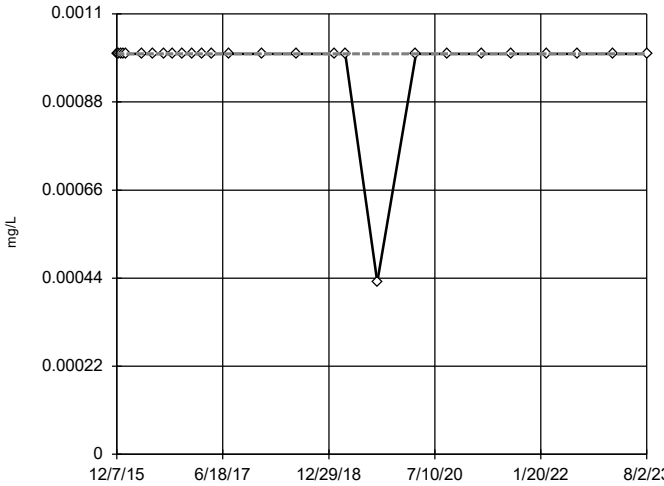

n = 27

No outliers found. Tukey's method selected by user.

Data were x^5 transformed to achieve best W statistic (graph shown in original units).

The results were invalidated, because the lower and upper quartiles are equal.

Constituent: Arsenic Analysis Run 3/6/2024 11:26 AM View: Outliers

Plant McIntosh Data: McIntosh LF4 CCR

Sanitas™ v.10.0.16 . UG

Tukey's Outlier Screening

GWA-15 (bg)

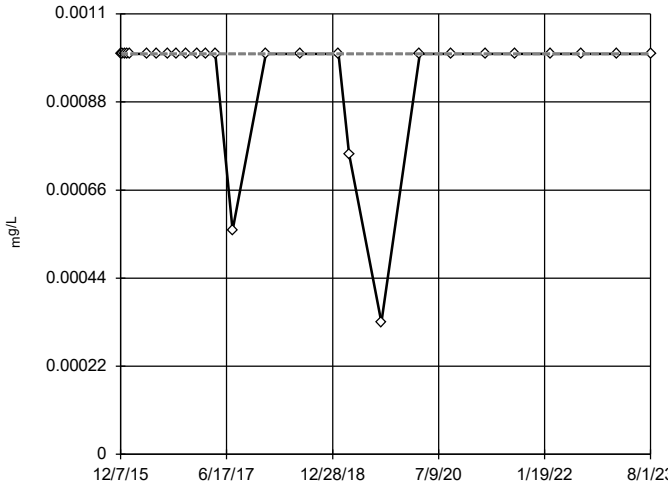

n = 27

No outliers found. Tukey's method selected by user.

Data were cube transformed to achieve best W statistic (graph shown in original units).

The results were invalidated, because the lower and upper quartiles are equal.

Constituent: Arsenic Analysis Run 3/6/2024 11:26 AM View: Outliers

Plant McIntosh Data: McIntosh LF4 CCR

Sanitas™ v.10.0.16 . UG

Tukey's Outlier Screening

GWA-16 (bg)

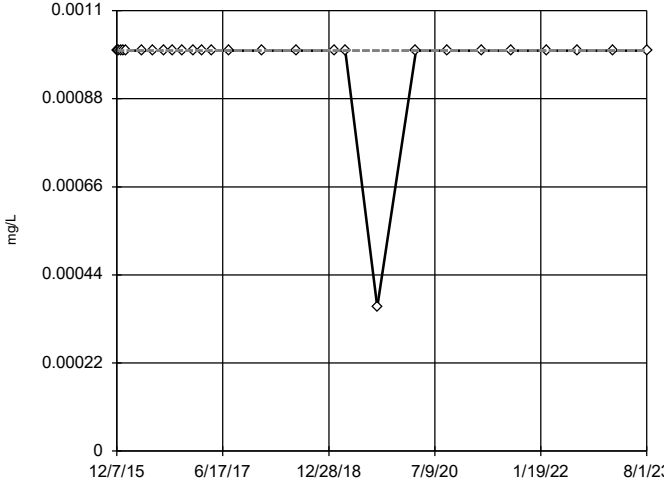

n = 27

No outliers found. Tukey's method selected by user.

Data were x^5 transformed to achieve best W statistic (graph shown in original units).

The results were invalidated, because the lower and upper quartiles are equal.

Constituent: Arsenic Analysis Run 3/6/2024 11:26 AM View: Outliers

Plant McIntosh Data: McIntosh LF4 CCR

Sanitas™ v.10.0.16 . UG

Tukey's Outlier Screening

GWA-2 (bg)

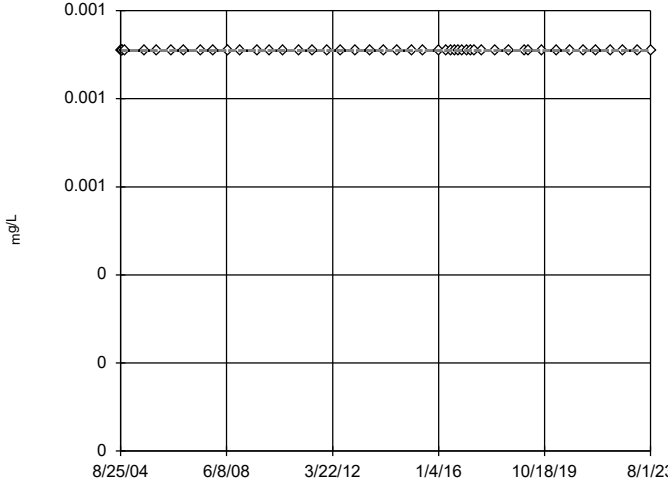

n = 48

No outliers found. Tukey's method selected by user.

Data were square root transformed to achieve best W statistic (graph shown in original units).

The results were invalidated, because the lower and upper quartiles are equal.

Constituent: Arsenic Analysis Run 3/6/2024 11:26 AM View: Outliers

Plant McIntosh Data: McIntosh LF4 CCR

Sanitas™ v.10.0.16 . UG

Tukey's Outlier Screening

GWA-3 (bg)

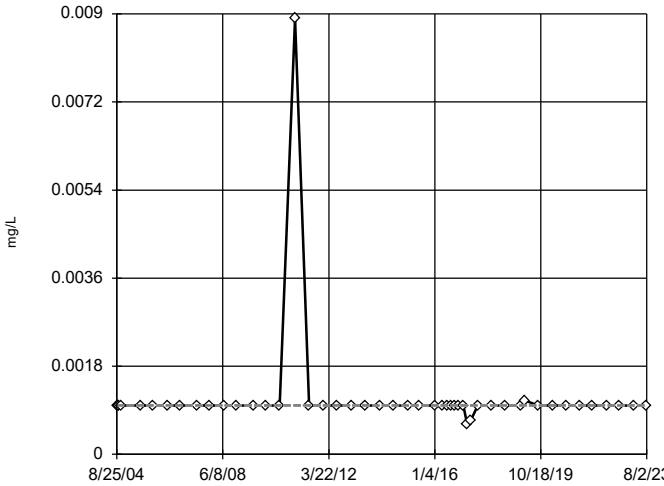

n = 48

No outliers found. Tukey's method selected by user.

Data were natural log transformed to achieve best W statistic (graph shown in original units).

The results were invalidated, because the lower and upper quartiles are equal.

Constituent: Arsenic Analysis Run 3/6/2024 11:26 AM View: Outliers

Plant McIntosh Data: McIntosh LF4 CCR

Sanitas™ v.10.0.16 . UG

Tukey's Outlier Screening

GWA-4A (bg)

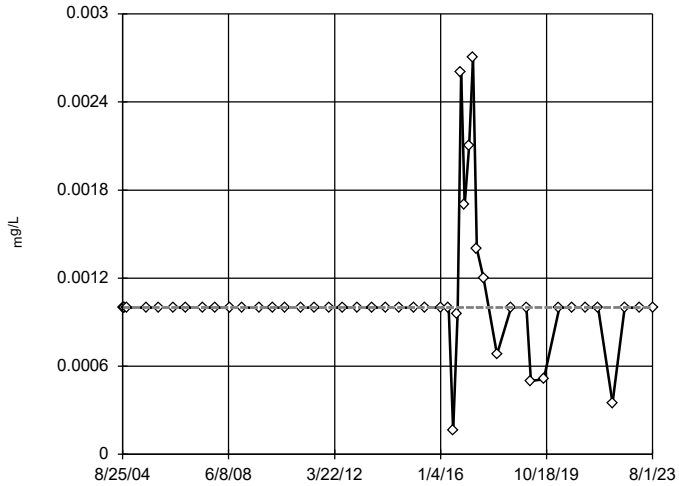

n = 48

No outliers found. Tukey's method selected by user.

Data were cube root transformed to achieve best W statistic (graph shown in original units).

The results were invalidated, because the lower and upper quartiles are equal.

Constituent: Arsenic Analysis Run 3/6/2024 11:26 AM View: Outliers

Plant McIntosh Data: McIntosh LF4 CCR

Sanitas™ v.10.0.16 . UG

Tukey's Outlier Screening

GWA-5 (bg)

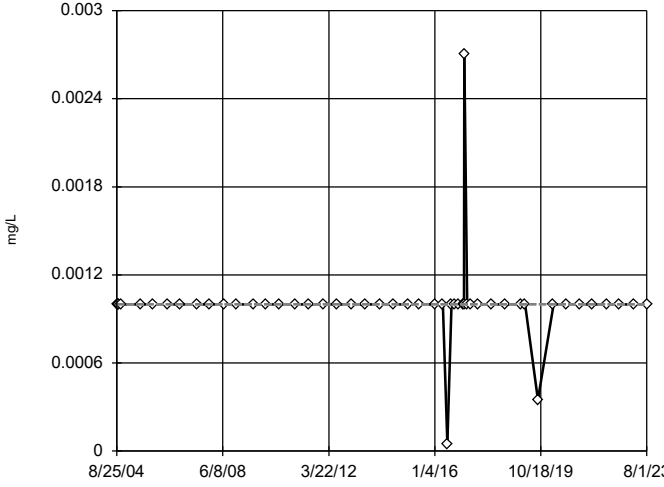

n = 50

No outliers found. Tukey's method selected by user.

Data were square root transformed to achieve best W statistic (graph shown in original units).

The results were invalidated, because the lower and upper quartiles are equal.

Constituent: Arsenic Analysis Run 3/6/2024 11:26 AM View: Outliers

Plant McIntosh Data: McIntosh LF4 CCR

Sanitas™ v.10.0.16 . UG

Tukey's Outlier Screening

GWC-1

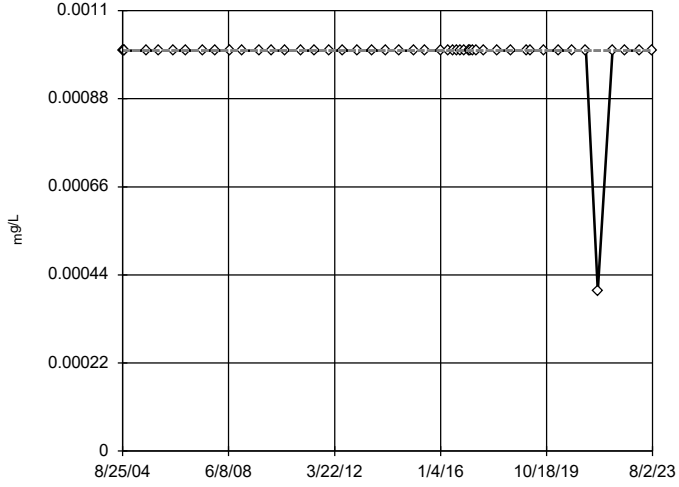

n = 48

No outliers found. Tukey's method selected by user.

Data were cube root transformed to achieve best W statistic (graph shown in original units).

The results were invalidated, because the lower and upper quartiles are equal.

Constituent: Arsenic Analysis Run 3/6/2024 11:26 AM View: Outliers

Plant McIntosh Data: McIntosh LF4 CCR

Sanitas™ v.10.0.16 . UG

Tukey's Outlier Screening

GWC-10

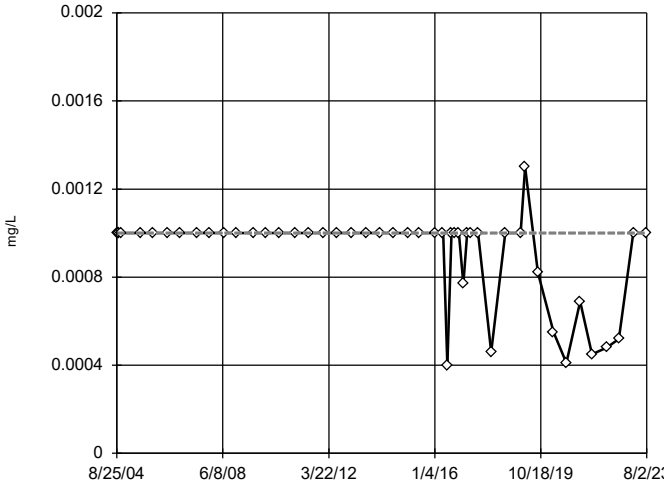

n = 48

No outliers found. Tukey's method selected by user.

Data were cube transformed to achieve best W statistic (graph shown in original units).

The results were invalidated, because the lower and upper quartiles are equal.

Constituent: Arsenic Analysis Run 3/6/2024 11:26 AM View: Outliers

Plant McIntosh Data: McIntosh LF4 CCR

Sanitas™ v.10.0.16 . UG

Tukey's Outlier Screening

GWC-11

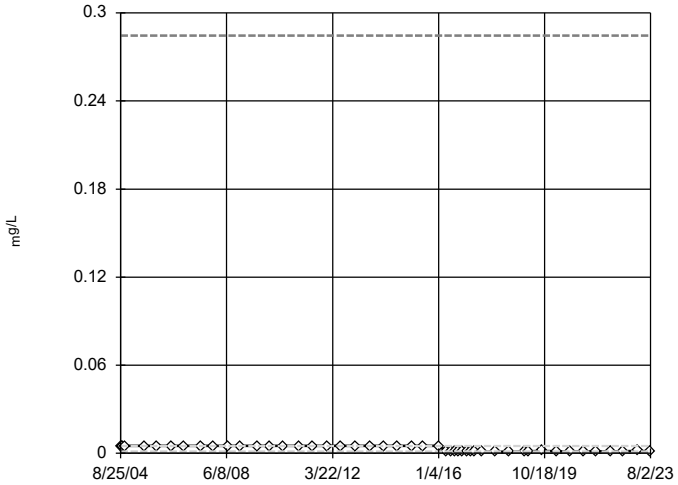

n = 48

No outliers found. Tukey's method selected by user.

Data were natural log transformed to achieve best W statistic (graph shown in original units).

High cutoff = 0.2845, low cutoff = 0.00002285, based on IQR multiplier of 3.

Constituent: Arsenic Analysis Run 3/6/2024 11:26 AM View: Outliers

Plant McIntosh Data: McIntosh LF4 CCR

Sanitas™ v.10.0.16 . UG

Tukey's Outlier Screening

GWC-12

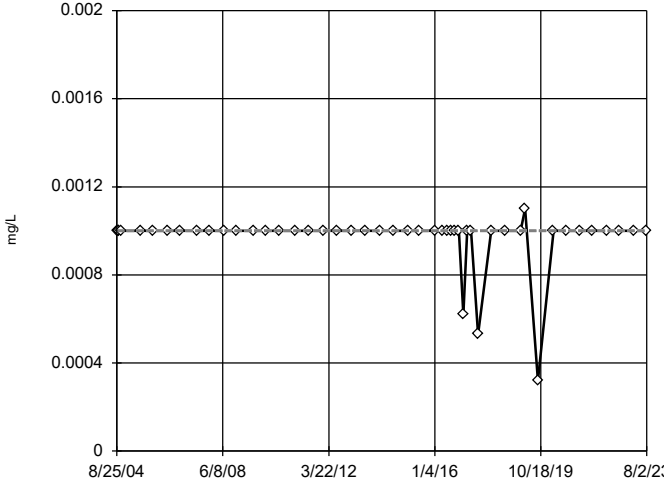

n = 48

No outliers found. Tukey's method selected by user.

Data were x^6 transformed to achieve best W statistic (graph shown in original units).

The results were invalidated, because the lower and upper quartiles are equal.

Constituent: Arsenic Analysis Run 3/6/2024 11:26 AM View: Outliers

Plant McIntosh Data: McIntosh LF4 CCR

Sanitas™ v.10.0.16 . UG

Tukey's Outlier Screening

GWC-17 (bg)

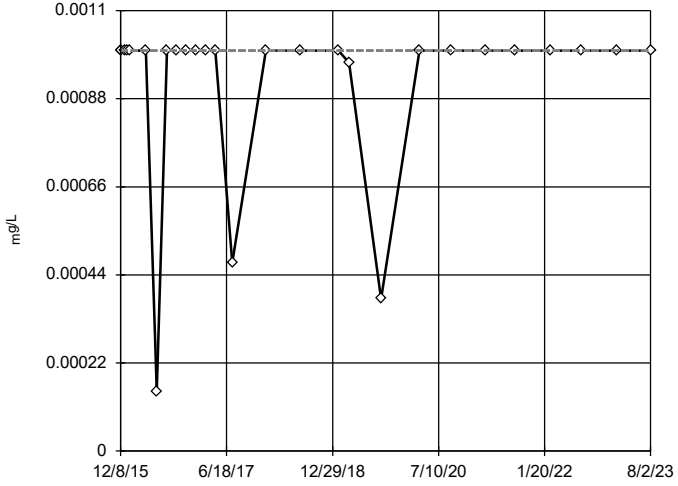

n = 27

No outliers found. Tukey's method selected by user.

Data were x^6 transformed to achieve best W statistic (graph shown in original units).

The results were invalidated, because the lower and upper quartiles are equal.

Constituent: Arsenic Analysis Run 3/6/2024 11:26 AM View: Outliers

Plant McIntosh Data: McIntosh LF4 CCR

Sanitas™ v.10.0.16 . UG

Tukey's Outlier Screening

GWC-18 (bg)

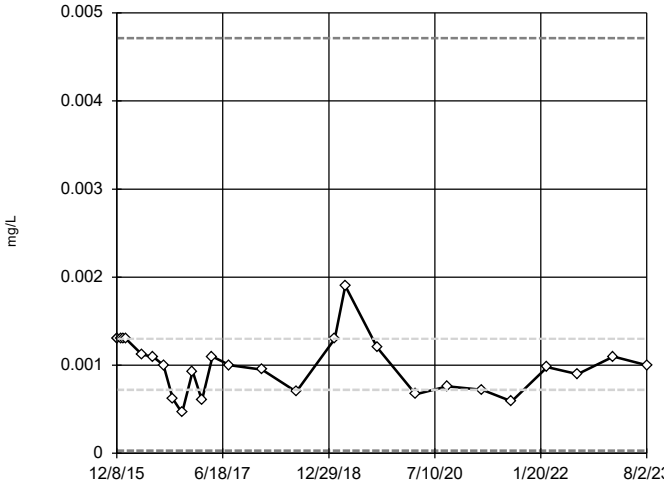

n = 27

No outliers found. Tukey's method selected by user.

Data were cube root transformed to achieve best W statistic (graph shown in original units).

High cutoff = 0.004714, low cutoff = 0.00003006, based on IQR multiplier of 3.

Constituent: Arsenic Analysis Run 3/6/2024 11:26 AM View: Outliers

Plant McIntosh Data: McIntosh LF4 CCR

Sanitas™ v.10.0.16 . UG

Tukey's Outlier Screening

GWC-19

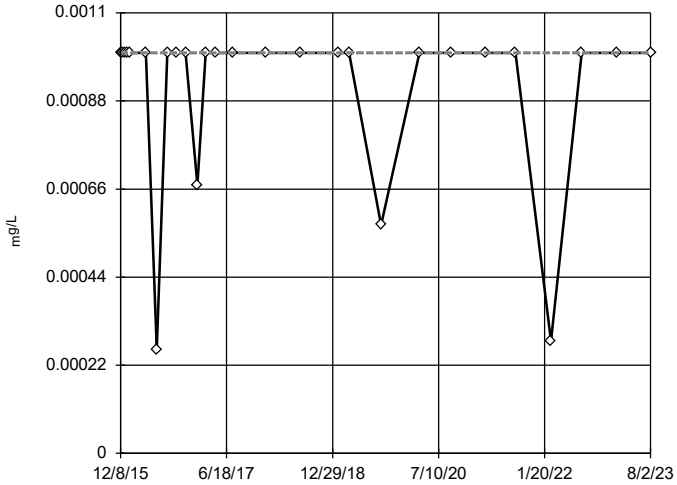

n = 27

No outliers found. Tukey's method selected by user.

Data were square transformed to achieve best W statistic (graph shown in original units).

The results were invalidated, because the lower and upper quartiles are equal.

Constituent: Arsenic Analysis Run 3/6/2024 11:26 AM View: Outliers

Plant McIntosh Data: McIntosh LF4 CCR

Sanitas™ v.10.0.16 . UG

Tukey's Outlier Screening

GWC-20

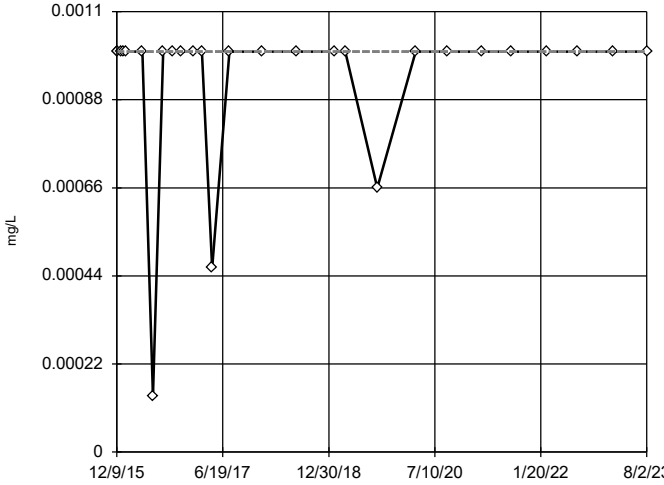

n = 27

No outliers found. Tukey's method selected by user.

Data were square transformed to achieve best W statistic (graph shown in original units).

The results were invalidated, because the lower and upper quartiles are equal.

Constituent: Arsenic Analysis Run 3/6/2024 11:26 AM View: Outliers

Plant McIntosh Data: McIntosh LF4 CCR

Sanitas™ v.10.0.16 . UG

Tukey's Outlier Screening

GWC-21

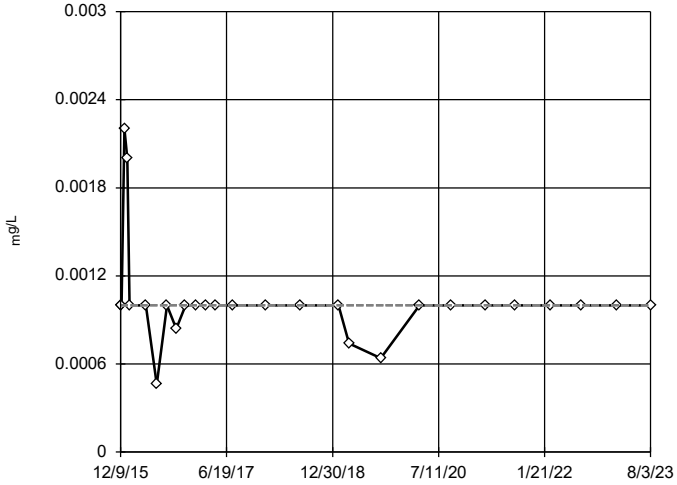

n = 27

No outliers found. Tukey's method selected by user.

Data were natural log transformed to achieve best W statistic (graph shown in original units).

The results were invalidated, because the lower and upper quartiles are equal.

Constituent: Arsenic Analysis Run 3/6/2024 11:26 AM View: Outliers

Plant McIntosh Data: McIntosh LF4 CCR

Sanitas™ v.10.0.16 . UG

Tukey's Outlier Screening

GWC-23

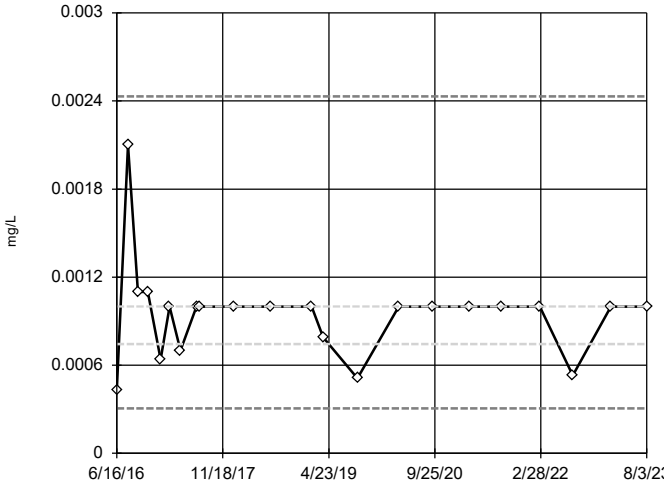

n = 22

No outliers found. Tukey's method selected by user.

Data were natural log transformed to achieve best W statistic (graph shown in original units).

High cutoff = 0.002432, low cutoff = 0.0003058, based on IQR multiplier of 3.

Constituent: Arsenic Analysis Run 3/6/2024 11:26 AM View: Outliers

Plant McIntosh Data: McIntosh LF4 CCR

Sanitas™ v.10.0.16 . UG

Tukey's Outlier Screening

GWC-9

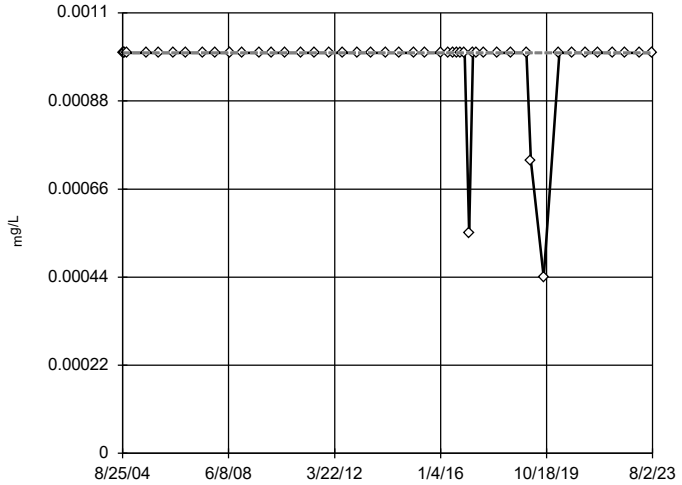

n = 48

No outliers found. Tukey's method selected by user.

Data were square transformed to achieve best W statistic (graph shown in original units).

The results were invalidated, because the lower and upper quartiles are equal.

Constituent: Arsenic Analysis Run 3/6/2024 11:26 AM View: Outliers

Plant McIntosh Data: McIntosh LF4 CCR

Sanitas™ v.10.0.16 . UG

Tukey's Outlier Screening

GWA-13 (bg)

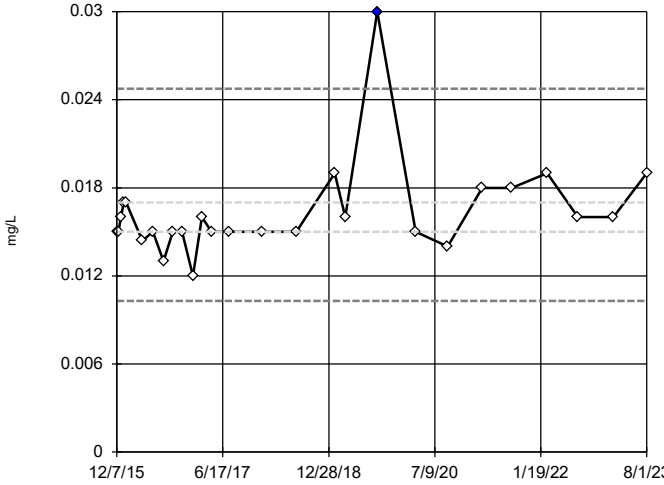

n = 27

Outlier is drawn as solid. Tukey's method selected by user.

Data were natural log transformed to achieve best W statistic (graph shown in original units).

High cutoff = 0.02475, low cutoff = 0.0103, based on IQR multiplier of 3.

Constituent: Barium Analysis Run 3/6/2024 11:26 AM View: Outliers

Plant McIntosh Data: McIntosh LF4 CCR

Sanitas™ v.10.0.16 . UG

Tukey's Outlier Screening

GWA-14 (bg)

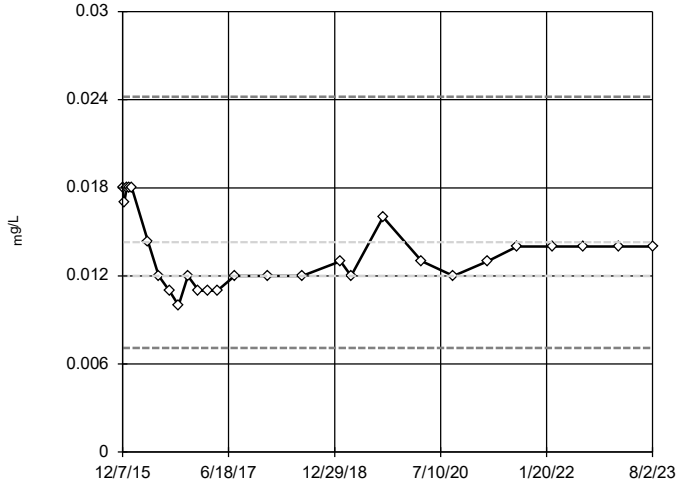

n = 27

No outliers found. Tukey's method selected by user.

Data were natural log transformed to achieve best W statistic (graph shown in original units).

High cutoff = 0.0242, low cutoff = 0.007091, based on IQR multiplier of 3.

Constituent: Barium Analysis Run 3/6/2024 11:26 AM View: Outliers

Plant McIntosh Data: McIntosh LF4 CCR

Tukey's Outlier Screening

GWA-15 (bg)

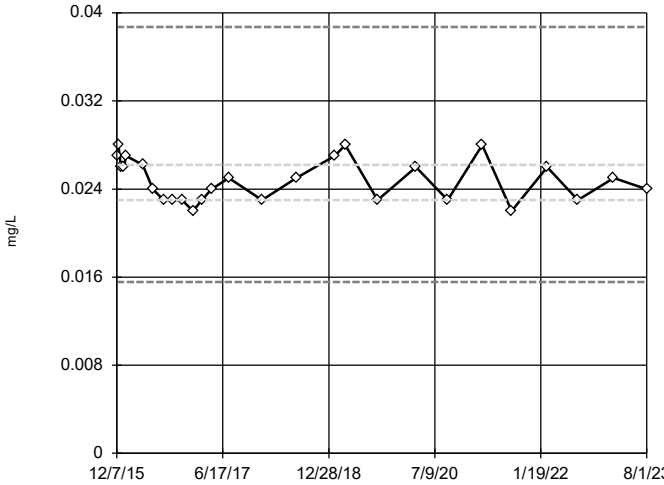

n = 27

No outliers found. Tukey's method selected by user.

Data were natural log transformed to achieve best W statistic (graph shown in original units).

High cutoff = 0.03873, low cutoff = 0.01556, based on IQR multiplier of 3.

Constituent: Barium Analysis Run 3/6/2024 11:26 AM View: Outliers

Plant McIntosh Data: McIntosh LF4 CCR

Sanitas™ v.10.0.16 . UG

Tukey's Outlier Screening

GWA-16 (bg)

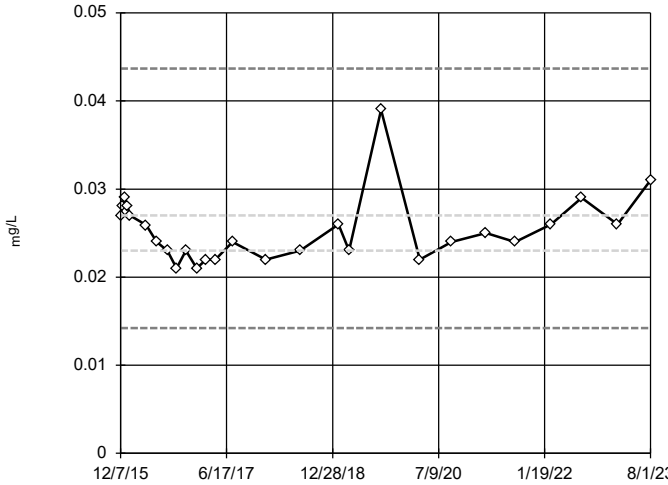

n = 27

No outliers found. Tukey's method selected by user.

Data were natural log transformed to achieve best W statistic (graph shown in original units).

High cutoff = 0.04368, low cutoff = 0.01422, based on IQR multiplier of 3.

Constituent: Barium Analysis Run 3/6/2024 11:26 AM View: Outliers

Plant McIntosh Data: McIntosh LF4 CCR

Sanitas™ v.10.0.16 . UG

Tukey's Outlier Screening

GWA-2 (bg)

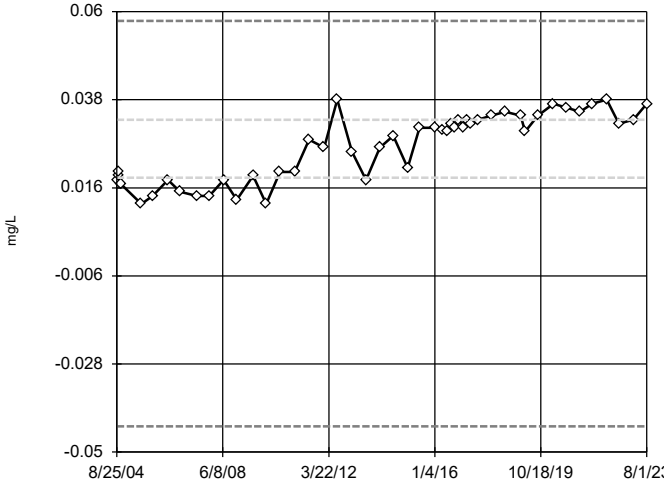

n = 48

No outliers found. Tukey's method selected by user.

Data were square transformed to achieve best W statistic (graph shown in original units).

High cutoff = 0.05769, low cutoff = -0.04355, based on IQR multiplier of 3.

Constituent: Barium Analysis Run 3/6/2024 11:26 AM View: Outliers

Plant McIntosh Data: McIntosh LF4 CCR

Sanitas™ v.10.0.16 . UG

Tukey's Outlier Screening

GWA-3 (bg)

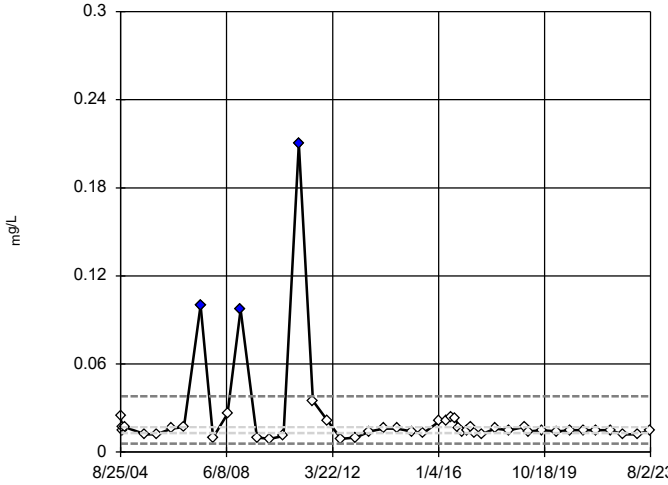

n = 48

Outliers are drawn as solid.
Tukey's method selected by user.

Data were natural log transformed to achieve best W statistic (graph shown in original units).

High cutoff = 0.03802, low cutoff = 0.005813, based on IQR multiplier of 3.

Constituent: Barium Analysis Run 3/6/2024 11:26 AM View: Outliers

Plant McIntosh Data: McIntosh LF4 CCR

Sanitas™ v.10.0.16 . UG

Tukey's Outlier Screening

GWA-4A (bg)

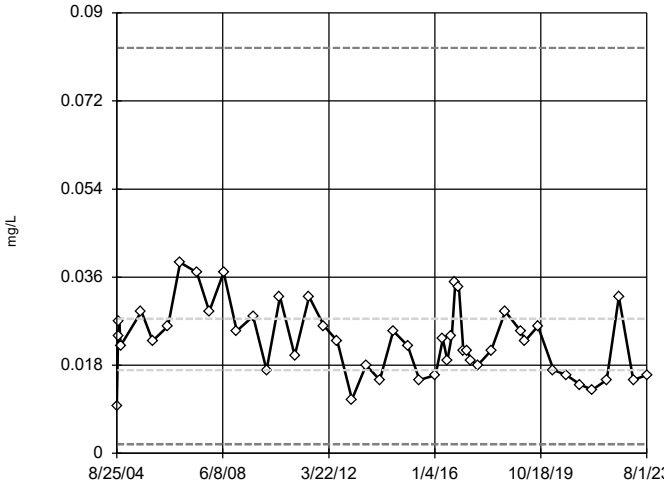

n = 48

No outliers found. Tukey's method selected by user.

Data were cube root transformed to achieve best W statistic (graph shown in original units).

High cutoff = 0.08284, low cutoff = 0.001862, based on IQR multiplier of 3.

Constituent: Barium Analysis Run 3/6/2024 11:26 AM View: Outliers

Plant McIntosh Data: McIntosh LF4 CCR

Sanitas™ v.10.0.16 . UG

Tukey's Outlier Screening

GWA-5 (bg)

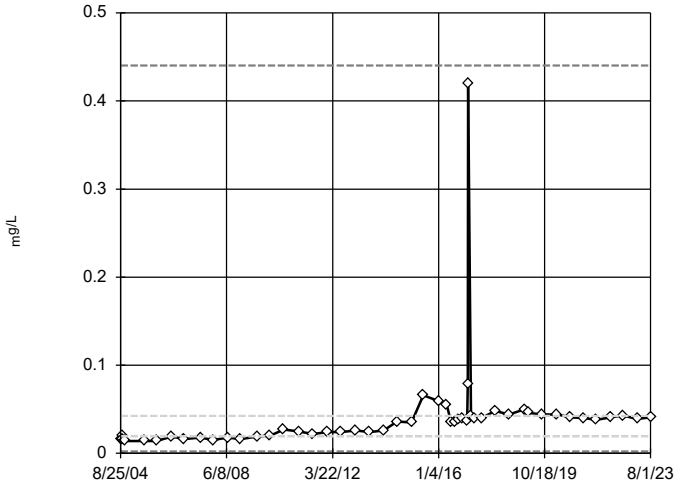

n = 50

No outliers found. Tukey's method selected by user.

Data were natural log transformed to achieve best W statistic (graph shown in original units).

High cutoff = 0.4403, low cutoff = 0.001881, based on IQR multiplier of 3.

Constituent: Barium Analysis Run 3/6/2024 11:26 AM View: Outliers

Plant McIntosh Data: McIntosh LF4 CCR

Sanitas™ v.10.0.16 . UG

Tukey's Outlier Screening

GWC-1

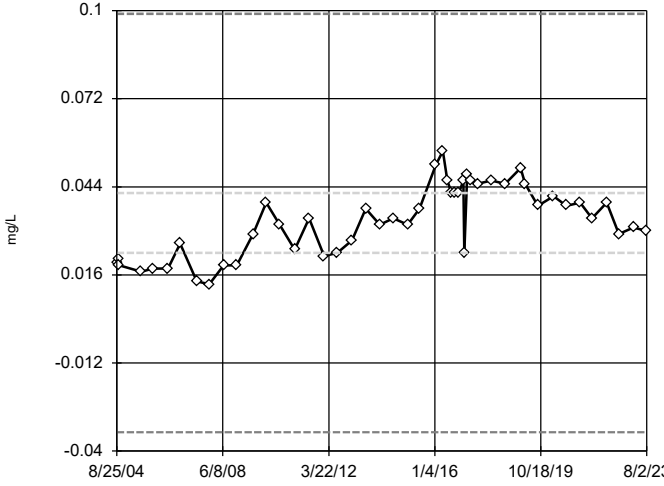

n = 48

No outliers found. Tukey's method selected by user.

Ladder of Powers transformations did not improve normality; analysis run on raw data.

High cutoff = 0.099, low cutoff = -0.034, based on IQR multiplier of 3.

Constituent: Barium Analysis Run 3/6/2024 11:26 AM View: Outliers

Plant McIntosh Data: McIntosh LF4 CCR

Sanitas™ v.10.0.16 . UG

Tukey's Outlier Screening

GWC-10

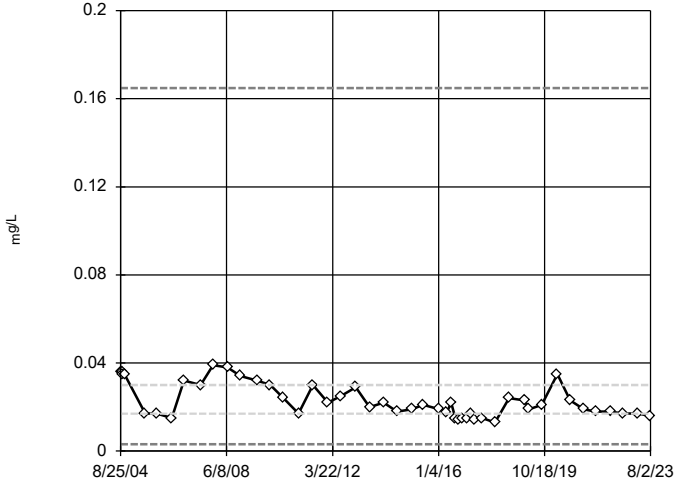

n = 48

No outliers found. Tukey's method selected by user.

Data were natural log transformed to achieve best W statistic (graph shown in original units).

High cutoff = 0.1649, low cutoff = 0.003093, based on IQR multiplier of 3.

Constituent: Barium Analysis Run 3/6/2024 11:26 AM View: Outliers

Plant McIntosh Data: McIntosh LF4 CCR

Tukey's Outlier Screening

GWC-11

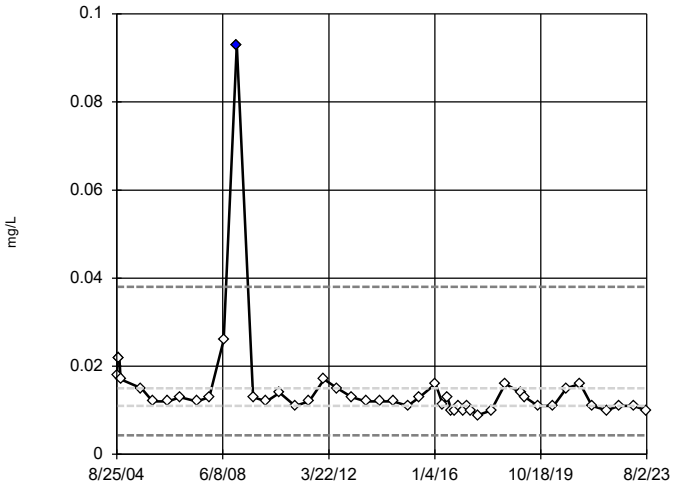

n = 48

Outlier is drawn as solid. Tukey's method selected by user.

Data were natural log transformed to achieve best W statistic (graph shown in original units).

High cutoff = 0.03804, low cutoff = 0.004338, based on IQR multiplier of 3.

Constituent: Barium Analysis Run 3/6/2024 11:26 AM View: Outliers

Plant McIntosh Data: McIntosh LF4 CCR

Sanitas™ v.10.0.16 . UG

Tukey's Outlier Screening

GWC-12

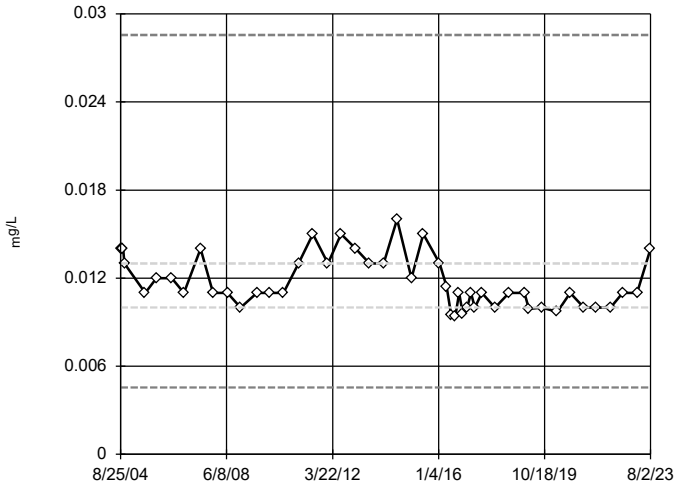

n = 48

No outliers found. Tukey's method selected by user.

Data were natural log transformed to achieve best W statistic (graph shown in original units).

High cutoff = 0.02856, low cutoff = 0.004552, based on IQR multiplier of 3.

Constituent: Barium Analysis Run 3/6/2024 11:26 AM View: Outliers

Plant McIntosh Data: McIntosh LF4 CCR

Sanitas™ v.10.0.16 . UG

Tukey's Outlier Screening

GWC-17 (bg)

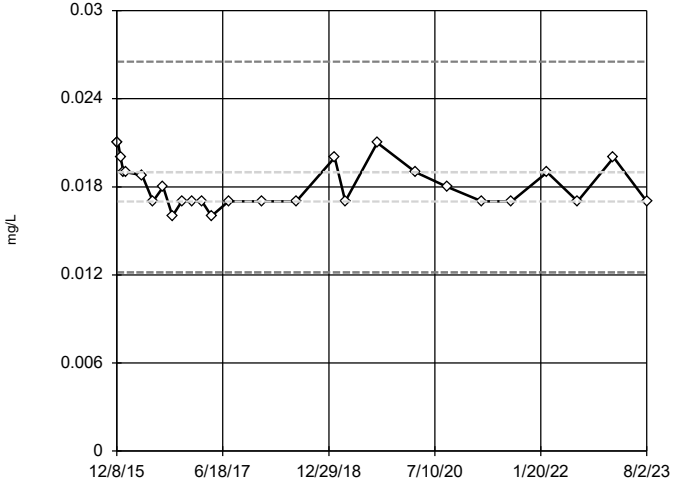

n = 27

No outliers found. Tukey's method selected by user.

Data were natural log transformed to achieve best W statistic (graph shown in original units).

High cutoff = 0.02653, low cutoff = 0.01218, based on IQR multiplier of 3.

Constituent: Barium Analysis Run 3/6/2024 11:26 AM View: Outliers

Plant McIntosh Data: McIntosh LF4 CCR

Sanitas™ v.10.0.16 . UG

Tukey's Outlier Screening

GWC-18 (bg)

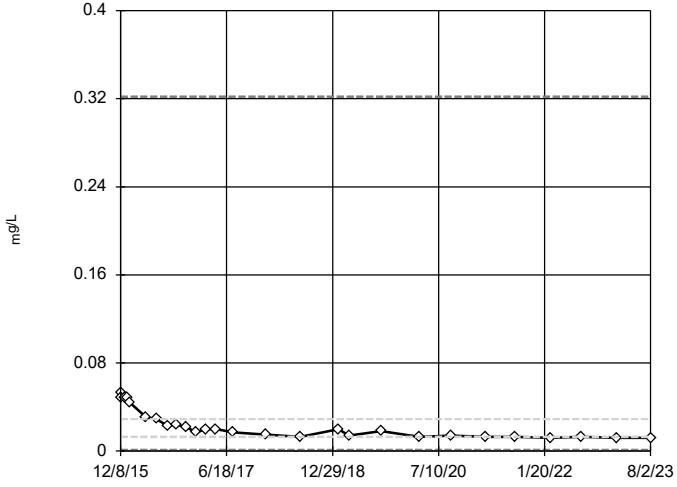

n = 27

No outliers found. Tukey's method selected by user.

Data were natural log transformed to achieve best W statistic (graph shown in original units).

High cutoff = 0.3219, low cutoff = 0.001171, based on IQR multiplier of 3.

Constituent: Barium Analysis Run 3/6/2024 11:26 AM View: Outliers

Plant McIntosh Data: McIntosh LF4 CCR

Tukey's Outlier Screening

GWC-19

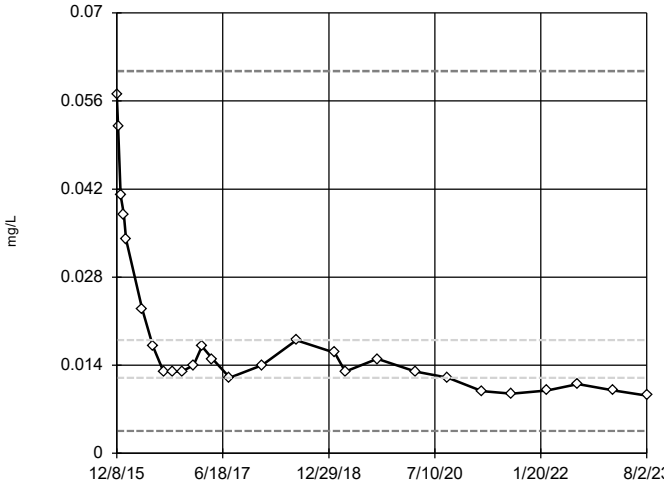

n = 27

No outliers found. Tukey's method selected by user.

Data were natural log transformed to achieve best W statistic (graph shown in original units).

High cutoff = 0.06075, low cutoff = 0.003556, based on IQR multiplier of 3.

Constituent: Barium Analysis Run 3/6/2024 11:26 AM View: Outliers

Plant McIntosh Data: McIntosh LF4 CCR

Sanitas™ v.10.0.16 . UG

Tukey's Outlier Screening

GWC-20

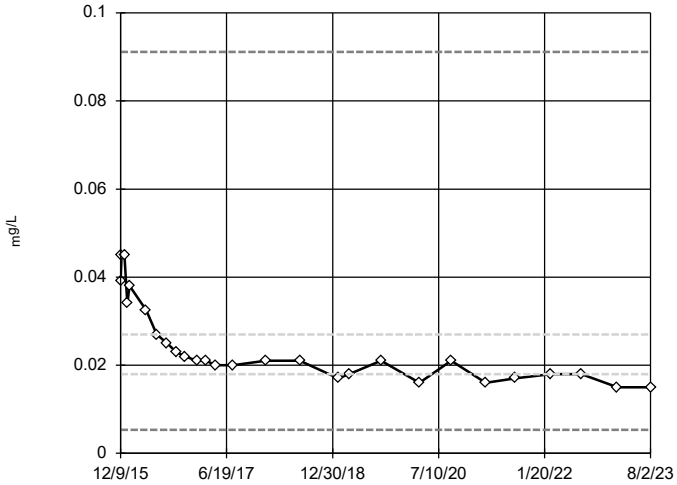

n = 27

No outliers found. Tukey's method selected by user.

Data were natural log transformed to achieve best W statistic (graph shown in original units).

High cutoff = 0.09112, low cutoff = 0.005333, based on IQR multiplier of 3.

Constituent: Barium Analysis Run 3/6/2024 11:26 AM View: Outliers

Plant McIntosh Data: McIntosh LF4 CCR

Sanitas™ v.10.0.16 . UG

Tukey's Outlier Screening

GWC-21

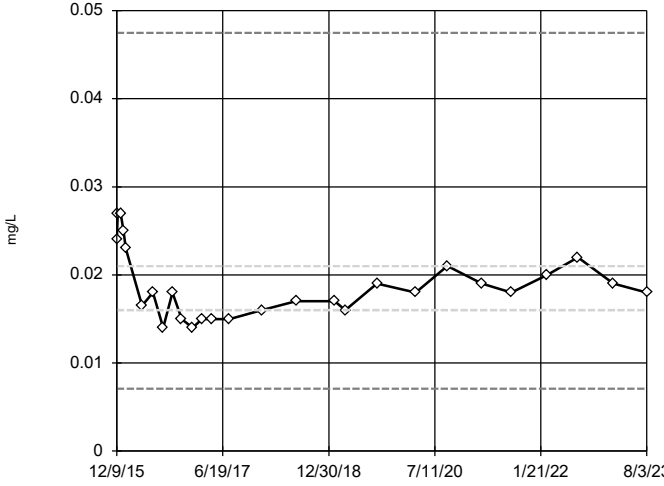

n = 27

No outliers found. Tukey's method selected by user.

Data were natural log transformed to achieve best W statistic (graph shown in original units).

High cutoff = 0.04748, low cutoff = 0.007077, based on IQR multiplier of 3.

Constituent: Barium Analysis Run 3/6/2024 11:26 AM View: Outliers

Plant McIntosh Data: McIntosh LF4 CCR

Sanitas™ v.10.0.16 . UG

Tukey's Outlier Screening

GWC-23

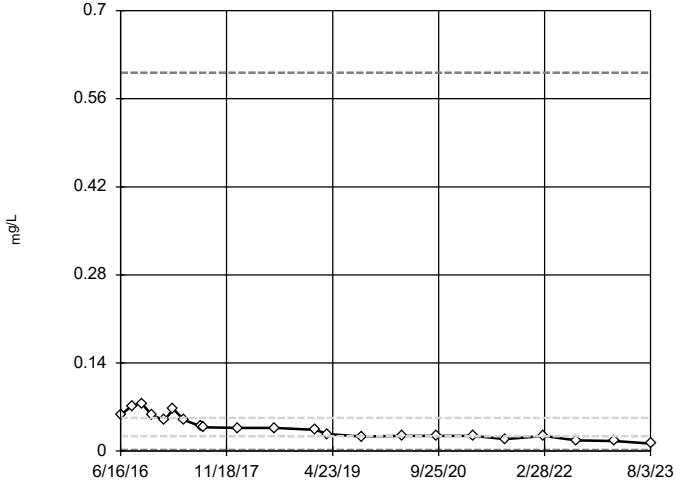

n = 22

No outliers found. Tukey's method selected by user.

Data were natural log transformed to achieve best W statistic (graph shown in original units).

High cutoff = 0.6015, low cutoff = 0.002064, based on IQR multiplier of 3.

Constituent: Barium Analysis Run 3/6/2024 11:26 AM View: Outliers

Plant McIntosh Data: McIntosh LF4 CCR

Tukey's Outlier Screening

GWC-9

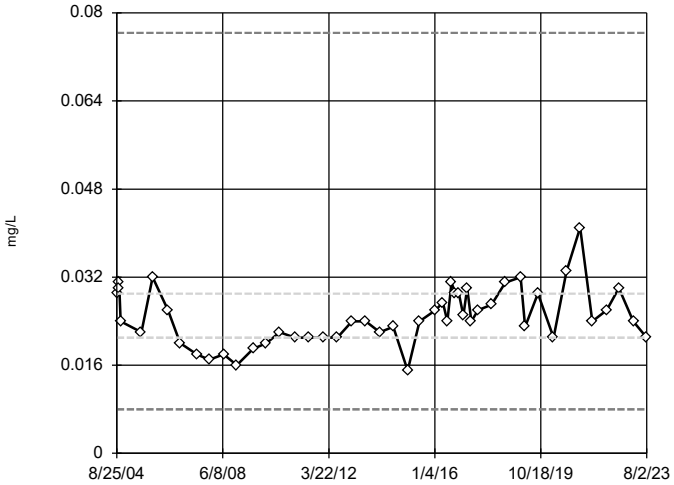

n = 48

No outliers found. Tukey's method selected by user.

Data were natural log transformed to achieve best W statistic (graph shown in original units).

High cutoff = 0.07637, low cutoff = 0.007974, based on IQR multiplier of 3.

Constituent: Barium Analysis Run 3/6/2024 11:26 AM View: Outliers
Plant McIntosh Data: McIntosh LF4 CCR

Sanitas™ v.10.0.16 . UG

Tukey's Outlier Screening

GWA-13 (bg)

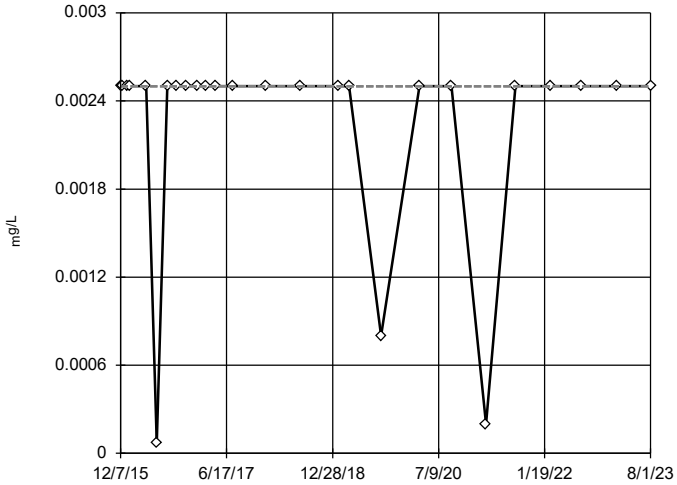

n = 26

No outliers found. Tukey's method selected by user.

Data were square root transformed to achieve best W statistic (graph shown in original units).

The results were invalidated, because the lower and upper quartiles are equal.

Constituent: Beryllium Analysis Run 3/6/2024 11:26 AM View: Outliers
Plant McIntosh Data: McIntosh LF4 CCR

Sanitas™ v.10.0.16 . UG

Tukey's Outlier Screening

GWA-14 (bg)

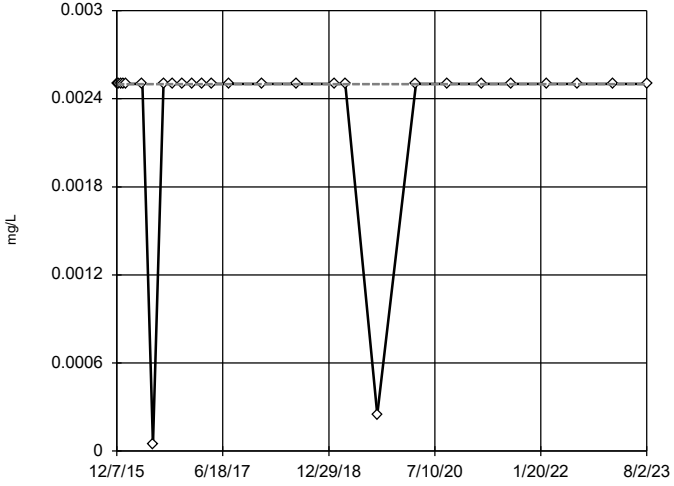

n = 27

No outliers found. Tukey's method selected by user.

Data were cube root transformed to achieve best W statistic (graph shown in original units).

The results were invalidated, because the lower and upper quartiles are equal.

Constituent: Beryllium Analysis Run 3/6/2024 11:26 AM View: Outliers
Plant McIntosh Data: McIntosh LF4 CCR

Sanitas™ v.10.0.16 . UG

Tukey's Outlier Screening

GWA-15 (bg)

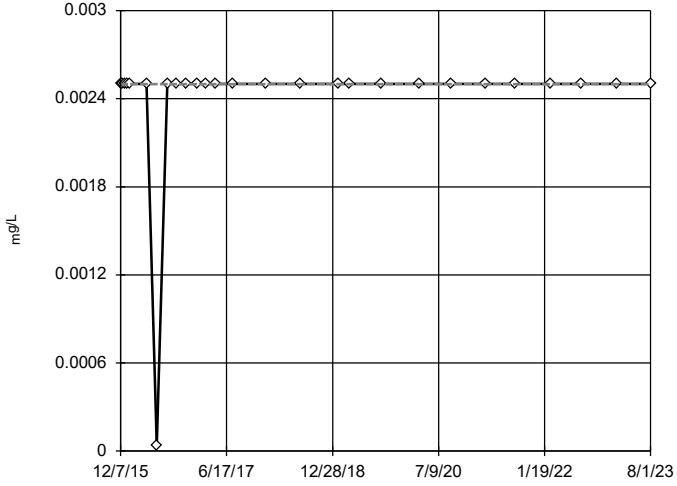

n = 27

No outliers found. Tukey's method selected by user.

Data were cube root transformed to achieve best W statistic (graph shown in original units).

The results were invalidated, because the lower and upper quartiles are equal.

Constituent: Beryllium Analysis Run 3/6/2024 11:26 AM View: Outliers
Plant McIntosh Data: McIntosh LF4 CCR

Tukey's Outlier Screening

GWA-16 (bg)

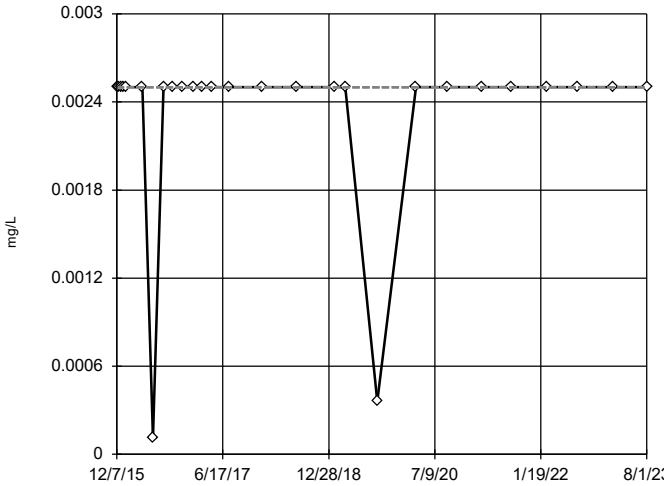

n = 27

No outliers found. Tukey's method selected by user.

Data were cube root transformed to achieve best W statistic (graph shown in original units).

The results were invalidated, because the lower and upper quartiles are equal.

Constituent: Beryllium Analysis Run 3/6/2024 11:26 AM View: Outliers
Plant McIntosh Data: McIntosh LF4 CCR

Sanitas™ v.10.0.16 . UG

Tukey's Outlier Screening

GWA-2 (bg)

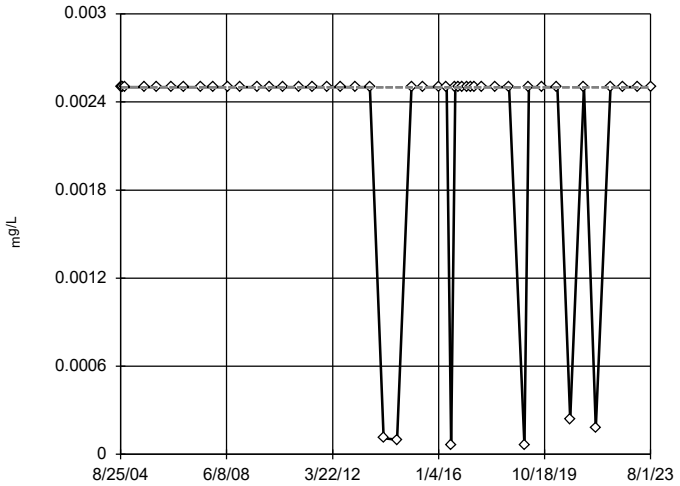

n = 48

No outliers found. Tukey's method selected by user.

Data were natural log transformed to achieve best W statistic (graph shown in original units).

The results were invalidated, because the lower and upper quartiles are equal.

Constituent: Beryllium Analysis Run 3/6/2024 11:26 AM View: Outliers
Plant McIntosh Data: McIntosh LF4 CCR

Sanitas™ v.10.0.16 . UG

Tukey's Outlier Screening

GWA-3 (bg)

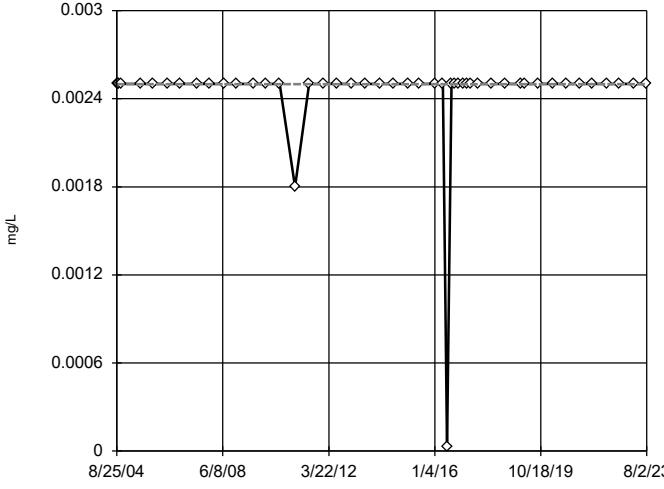

n = 48

No outliers found. Tukey's method selected by user.

Data were x^4 transformed to achieve best W statistic (graph shown in original units).

The results were invalidated, because the lower and upper quartiles are equal.

Constituent: Beryllium Analysis Run 3/6/2024 11:26 AM View: Outliers
Plant McIntosh Data: McIntosh LF4 CCR

Sanitas™ v.10.0.16 . UG

Tukey's Outlier Screening

GWA-4A (bg)

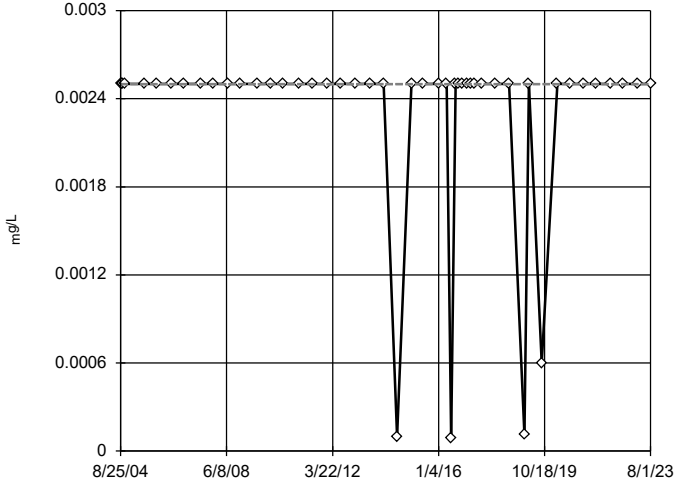

n = 48

No outliers found. Tukey's method selected by user.

Data were square root transformed to achieve best W statistic (graph shown in original units).

The results were invalidated, because the lower and upper quartiles are equal.

Constituent: Beryllium Analysis Run 3/6/2024 11:26 AM View: Outliers
Plant McIntosh Data: McIntosh LF4 CCR

Tukey's Outlier Screening

GWA-5 (bg)

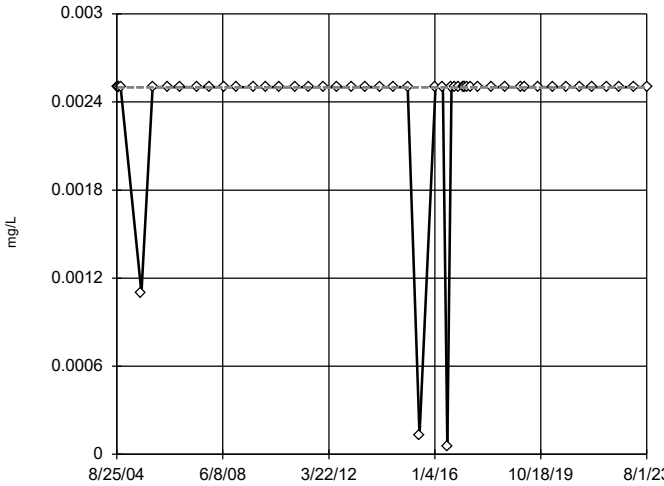

n = 50

No outliers found. Tukey's method selected by user.

Data were square transformed to achieve best W statistic (graph shown in original units).

The results were invalidated, because the lower and upper quartiles are equal.

Constituent: Beryllium Analysis Run 3/6/2024 11:27 AM View: Outliers
Plant McIntosh Data: McIntosh LF4 CCR

Sanitas™ v.10.0.16 . UG

Tukey's Outlier Screening

GWC-1

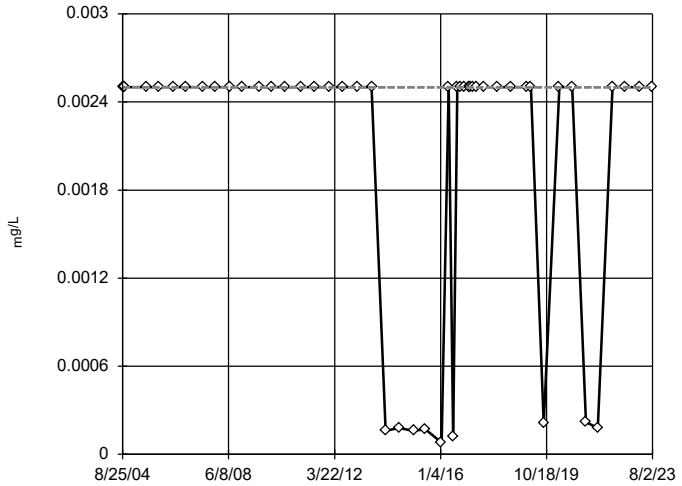

n = 48

No outliers found. Tukey's method selected by user.

Data were natural log transformed to achieve best W statistic (graph shown in original units).

The results were invalidated, because the lower and upper quartiles are equal.

Constituent: Beryllium Analysis Run 3/6/2024 11:27 AM View: Outliers
Plant McIntosh Data: McIntosh LF4 CCR

Sanitas™ v.10.0.16 . UG

Tukey's Outlier Screening

GWC-10

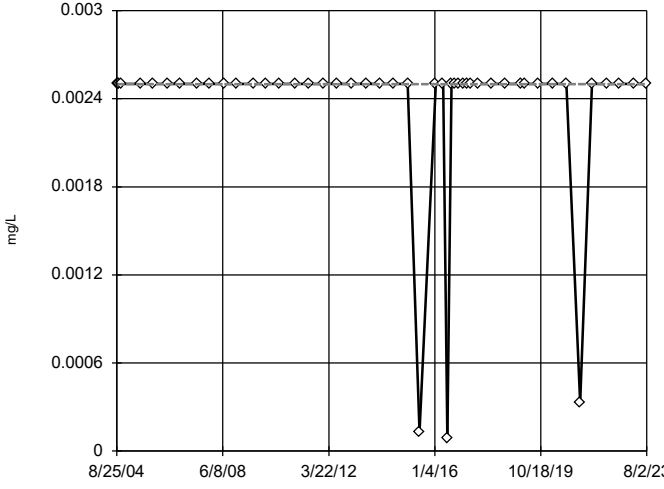

n = 48

No outliers found. Tukey's method selected by user.

Data were natural log transformed to achieve best W statistic (graph shown in original units).

The results were invalidated, because the lower and upper quartiles are equal.

Constituent: Beryllium Analysis Run 3/6/2024 11:27 AM View: Outliers
Plant McIntosh Data: McIntosh LF4 CCR

Sanitas™ v.10.0.16 . UG

Tukey's Outlier Screening

GWC-11

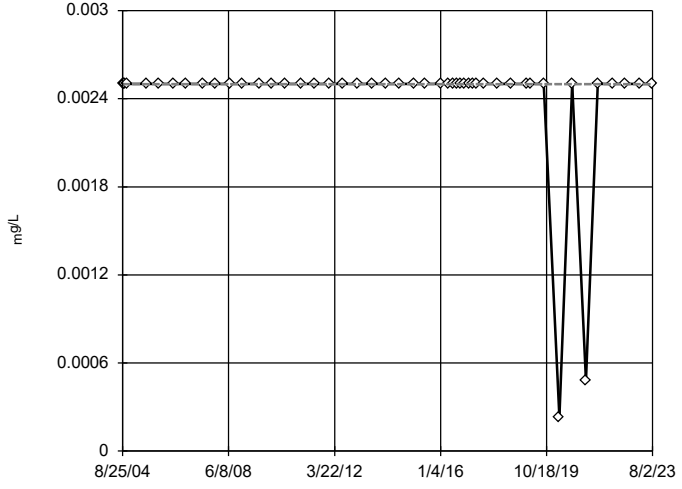

n = 48

No outliers found. Tukey's method selected by user.

Data were natural log transformed to achieve best W statistic (graph shown in original units).

The results were invalidated, because the lower and upper quartiles are equal.

Constituent: Beryllium Analysis Run 3/6/2024 11:27 AM View: Outliers
Plant McIntosh Data: McIntosh LF4 CCR

Tukey's Outlier Screening

GWC-12

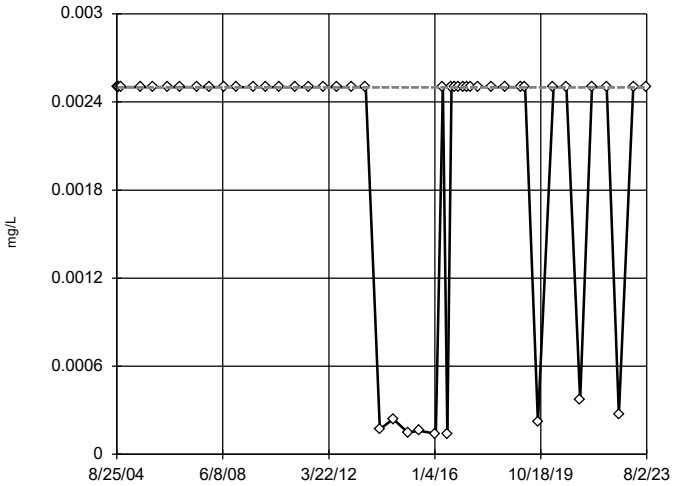

n = 48

No outliers found. Tukey's method selected by user.

Data were natural log transformed to achieve best W statistic (graph shown in original units).

The results were invalidated, because the lower and upper quartiles are equal.

Constituent: Beryllium Analysis Run 3/6/2024 11:27 AM View: Outliers
Plant McIntosh Data: McIntosh LF4 CCR

Sanitas™ v.10.0.16 . UG

Tukey's Outlier Screening

GWC-17 (bg)

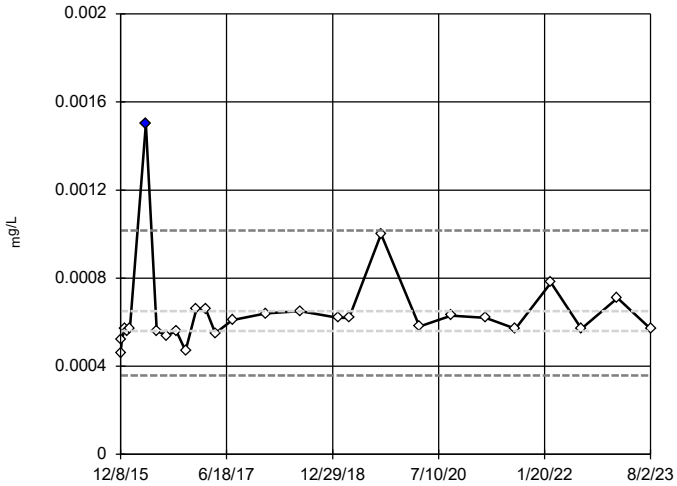

n = 27

Outlier is drawn as solid. Tukey's method selected by user.

Data were natural log transformed to achieve best W statistic (graph shown in original units).

High cutoff = 0.001016, low cutoff = 0.0003581, based on IQR multiplier of 3.

Constituent: Beryllium Analysis Run 3/6/2024 11:27 AM View: Outliers
Plant McIntosh Data: McIntosh LF4 CCR

Sanitas™ v.10.0.16 . UG

Tukey's Outlier Screening

GWC-18 (bg)

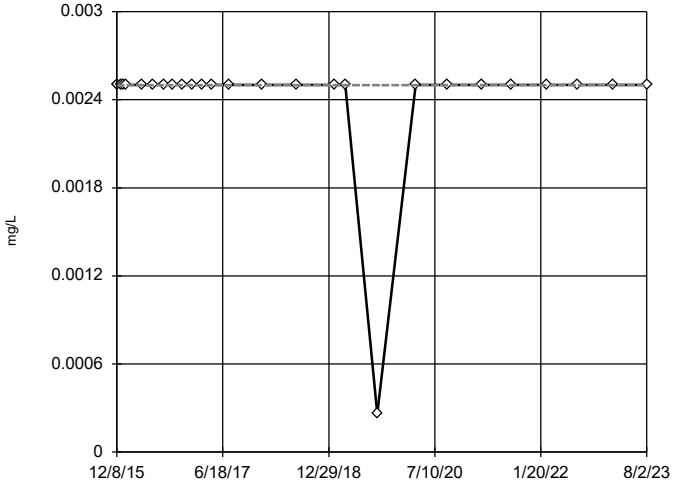

n = 27

No outliers found. Tukey's method selected by user.

Data were cube root transformed to achieve best W statistic (graph shown in original units).

The results were invalidated, because the lower and upper quartiles are equal.

Constituent: Beryllium Analysis Run 3/6/2024 11:27 AM View: Outliers
Plant McIntosh Data: McIntosh LF4 CCR

Sanitas™ v.10.0.16 . UG

Tukey's Outlier Screening

GWC-19

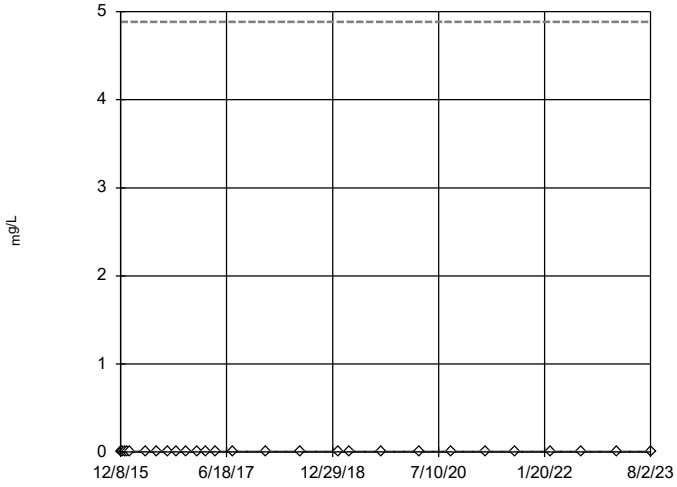

n = 27

No outliers found. Tukey's method selected by user.

Data were natural log transformed to achieve best W statistic (graph shown in original units).

High cutoff = 4.883, low cutoff = 1.0e-7, based on IQR multiplier of 3.

Constituent: Beryllium Analysis Run 3/6/2024 11:27 AM View: Outliers
Plant McIntosh Data: McIntosh LF4 CCR

Sanitas™ v.10.0.16 . UG

Tukey's Outlier Screening

GWC-20

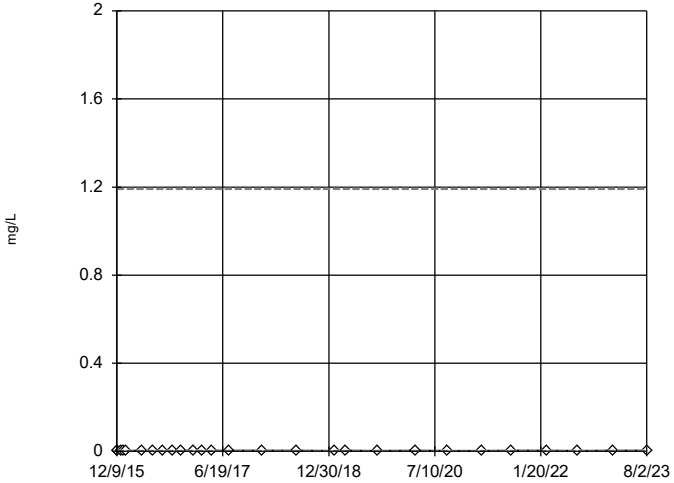

n = 27

No outliers found. Tukey's method selected by user.

Data were natural log transformed to achieve best W statistic (graph shown in original units).

High cutoff = 1.192, low cutoff = 6.7e-7, based on IQR multiplier of 3.

Constituent: Beryllium Analysis Run 3/6/2024 11:27 AM View: Outliers

Plant McIntosh Data: McIntosh LF4 CCR

Sanitas™ v.10.0.16 . UG

Tukey's Outlier Screening

GWC-21

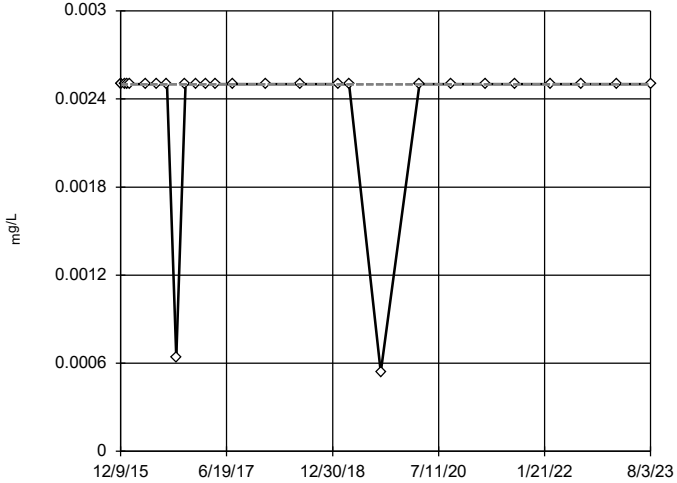

n = 27

No outliers found. Tukey's method selected by user.

Data were natural log transformed to achieve best W statistic (graph shown in original units).

The results were invalidated, because the lower and upper quartiles are equal.

Constituent: Beryllium Analysis Run 3/6/2024 11:27 AM View: Outliers

Plant McIntosh Data: McIntosh LF4 CCR

Sanitas™ v.10.0.16 . UG

Tukey's Outlier Screening

GWC-23

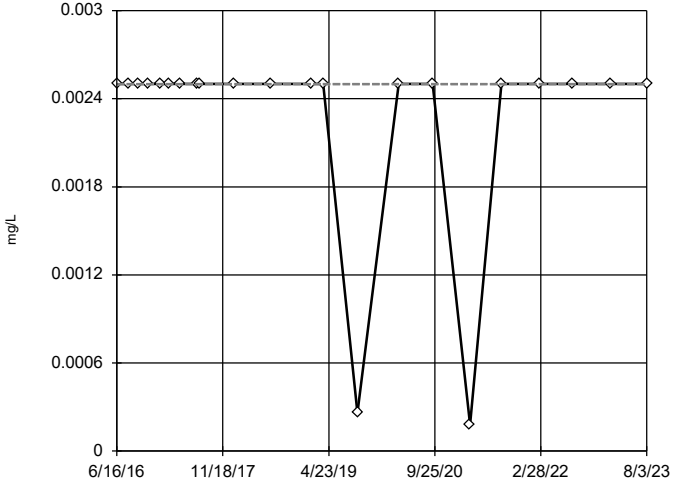

n = 22

No outliers found. Tukey's method selected by user.

Data were natural log transformed to achieve best W statistic (graph shown in original units).

The results were invalidated, because the lower and upper quartiles are equal.

Constituent: Beryllium Analysis Run 3/6/2024 11:27 AM View: Outliers

Plant McIntosh Data: McIntosh LF4 CCR

Sanitas™ v.10.0.16 . UG

Tukey's Outlier Screening

GWC-9

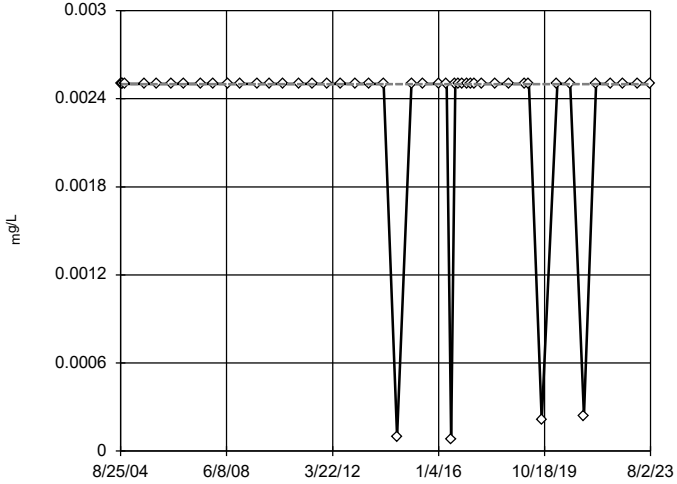

n = 48

No outliers found. Tukey's method selected by user.

Data were natural log transformed to achieve best W statistic (graph shown in original units).

The results were invalidated, because the lower and upper quartiles are equal.

Constituent: Beryllium Analysis Run 3/6/2024 11:27 AM View: Outliers

Plant McIntosh Data: McIntosh LF4 CCR

Sanitas™ v.10.0.16 . UG

Tukey's Outlier Screening

GWA-13 (bg)

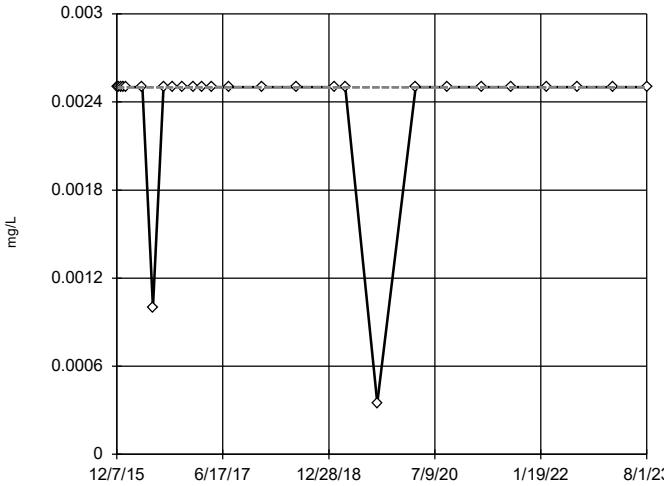

n = 27

No outliers found. Tukey's method selected by user.

Ladder of Powers transformations did not improve normality; analysis run on raw data.

The results were invalidated, because the lower and upper quartiles are equal.

Constituent: Cadmium Analysis Run 3/6/2024 11:27 AM View: Outliers

Plant McIntosh Data: McIntosh LF4 CCR

Sanitas™ v.10.0.16 . UG

Tukey's Outlier Screening

GWA-14 (bg)

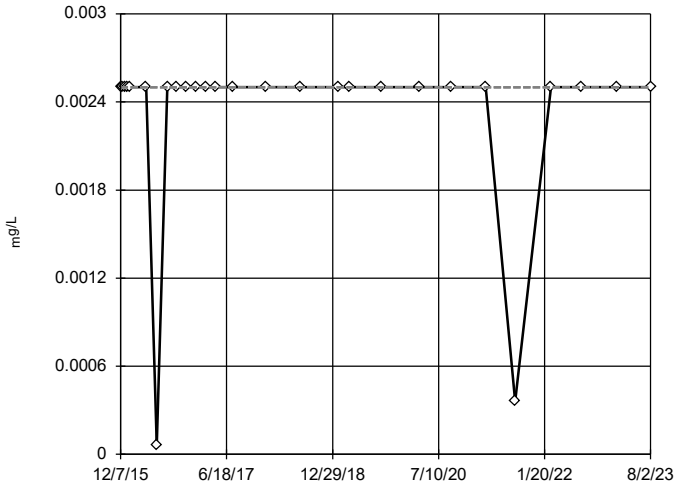

n = 27

No outliers found. Tukey's method selected by user.

Data were square root transformed to achieve best W statistic (graph shown in original units).

The results were invalidated, because the lower and upper quartiles are equal.

Constituent: Cadmium Analysis Run 3/6/2024 11:27 AM View: Outliers

Plant McIntosh Data: McIntosh LF4 CCR

Sanitas™ v.10.0.16 . UG

Tukey's Outlier Screening

GWA-15 (bg)

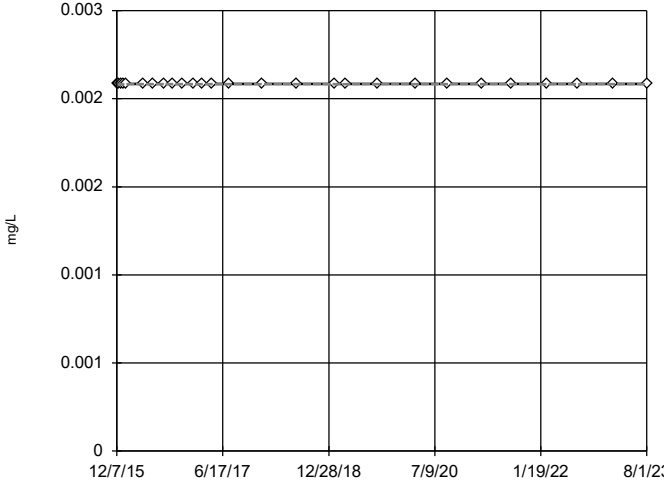

n = 27

No outliers found. Tukey's method selected by user.

Data were square root transformed to achieve best W statistic (graph shown in original units).

The results were invalidated, because the lower and upper quartiles are equal.

Constituent: Cadmium Analysis Run 3/6/2024 11:27 AM View: Outliers

Plant McIntosh Data: McIntosh LF4 CCR

Sanitas™ v.10.0.16 . UG

Tukey's Outlier Screening

GWA-16 (bg)

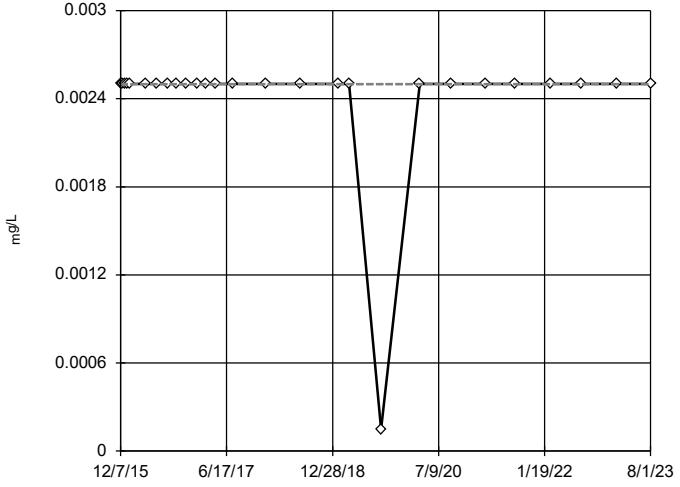

n = 27

No outliers found. Tukey's method selected by user.

Data were cube transformed to achieve best W statistic (graph shown in original units).

The results were invalidated, because the lower and upper quartiles are equal.

Constituent: Cadmium Analysis Run 3/6/2024 11:27 AM View: Outliers

Plant McIntosh Data: McIntosh LF4 CCR

Sanitas™ v.10.0.16 . UG

Tukey's Outlier Screening

GWA-2 (bg)

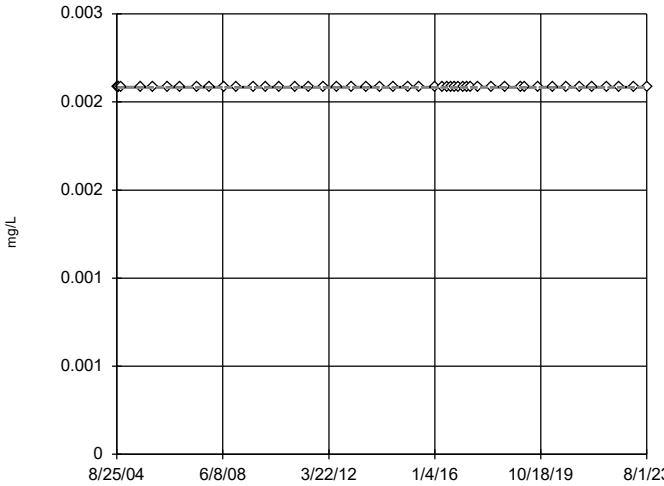

n = 48

No outliers found. Tukey's method selected by user.

Data were square root transformed to achieve best W statistic (graph shown in original units).

The results were invalidated, because the lower and upper quartiles are equal.

Constituent: Cadmium Analysis Run 3/6/2024 11:27 AM View: Outliers

Plant McIntosh Data: McIntosh LF4 CCR

Sanitas™ v.10.0.16 . UG

Tukey's Outlier Screening

GWA-3 (bg)

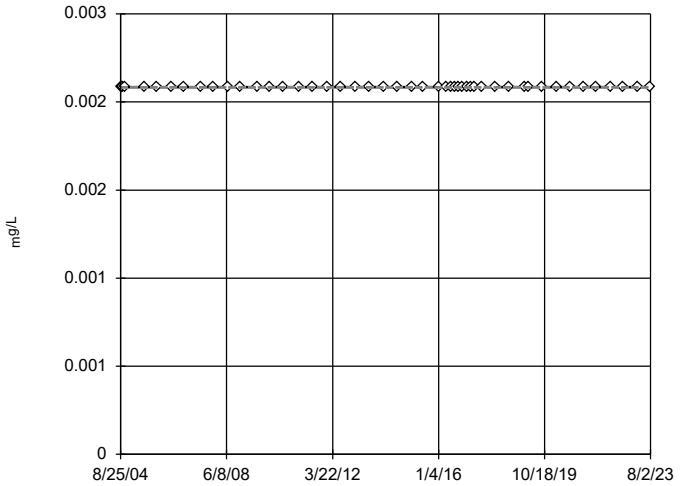

n = 48

No outliers found. Tukey's method selected by user.

Data were square root transformed to achieve best W statistic (graph shown in original units).

The results were invalidated, because the lower and upper quartiles are equal.

Constituent: Cadmium Analysis Run 3/6/2024 11:27 AM View: Outliers

Plant McIntosh Data: McIntosh LF4 CCR

Sanitas™ v.10.0.16 . UG

Tukey's Outlier Screening

GWA-4A (bg)

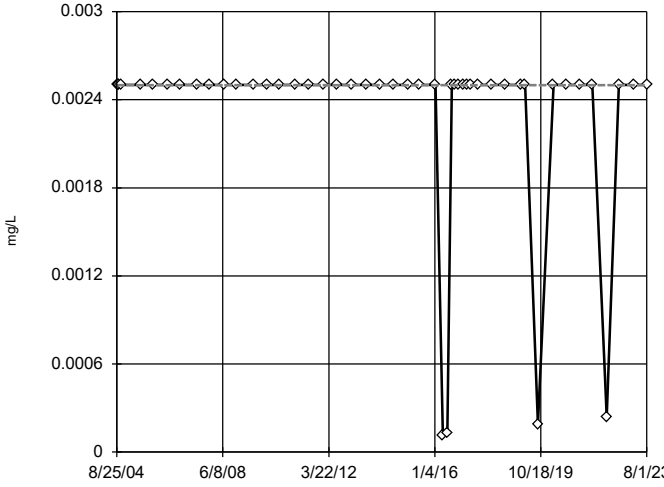

n = 48

No outliers found. Tukey's method selected by user.

Data were natural log transformed to achieve best W statistic (graph shown in original units).

The results were invalidated, because the lower and upper quartiles are equal.

Constituent: Cadmium Analysis Run 3/6/2024 11:27 AM View: Outliers

Plant McIntosh Data: McIntosh LF4 CCR

Sanitas™ v.10.0.16 . UG

Tukey's Outlier Screening

GWA-5 (bg)

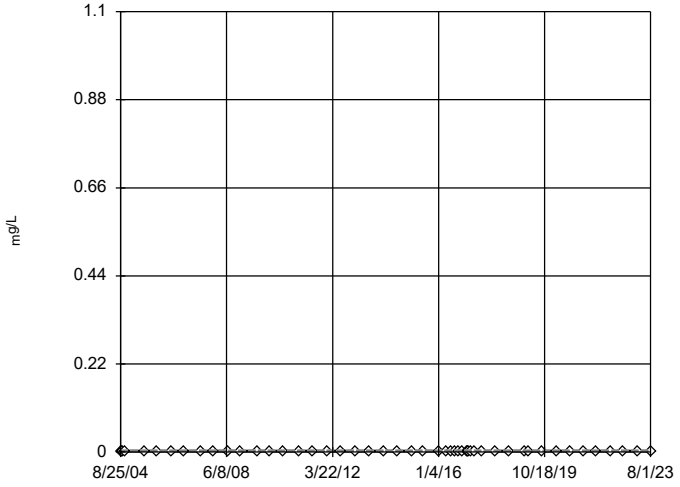

n = 50

No outliers found. Tukey's method selected by user.

Ladder of Powers transformations did not improve normality; analysis run on raw data.

The results were invalidated, because the lower and upper quartiles are equal.

Constituent: Cadmium Analysis Run 3/6/2024 11:27 AM View: Outliers

Plant McIntosh Data: McIntosh LF4 CCR

Sanitas™ v.10.0.16 . UG

Tukey's Outlier Screening

GWC-1

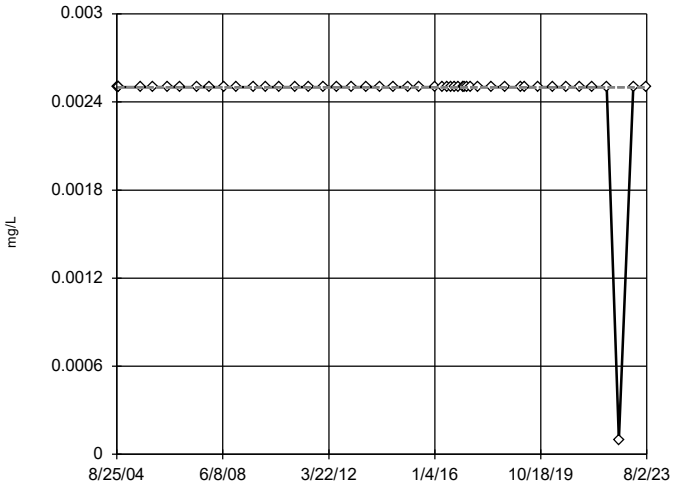

n = 48

No outliers found. Tukey's method selected by user.

Data were cube transformed to achieve best W statistic (graph shown in original units).

The results were invalidated, because the lower and upper quartiles are equal.

Constituent: Cadmium Analysis Run 3/6/2024 11:27 AM View: Outliers

Plant McIntosh Data: McIntosh LF4 CCR

Sanitas™ v.10.0.16 . UG

Tukey's Outlier Screening

GWC-10

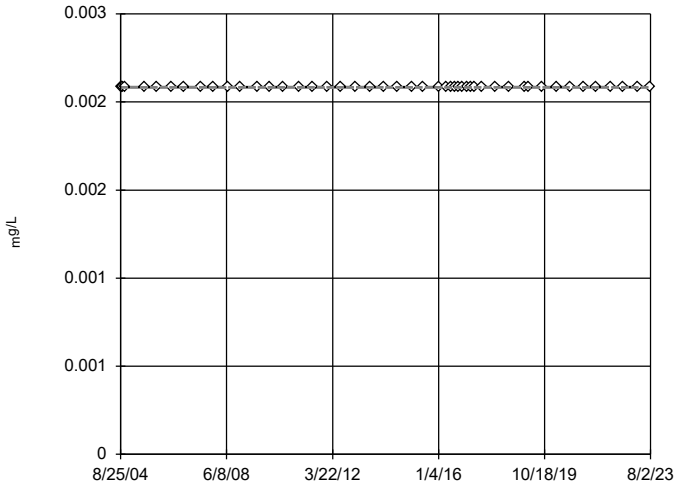

n = 48

No outliers found. Tukey's method selected by user.

Data were square root transformed to achieve best W statistic (graph shown in original units).

The results were invalidated, because the lower and upper quartiles are equal.

Constituent: Cadmium Analysis Run 3/6/2024 11:27 AM View: Outliers

Plant McIntosh Data: McIntosh LF4 CCR

Sanitas™ v.10.0.16 . UG

Tukey's Outlier Screening

GWC-11

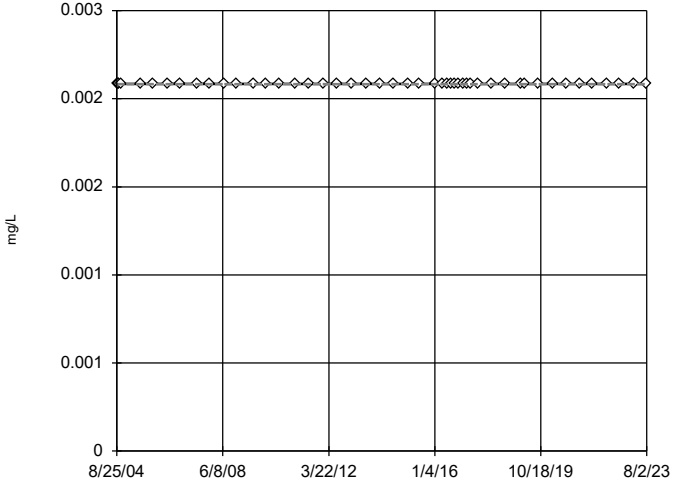

n = 48

No outliers found. Tukey's method selected by user.

Data were square root transformed to achieve best W statistic (graph shown in original units).

The results were invalidated, because the lower and upper quartiles are equal.

Constituent: Cadmium Analysis Run 3/6/2024 11:27 AM View: Outliers

Plant McIntosh Data: McIntosh LF4 CCR

Sanitas™ v.10.0.16 . UG

Tukey's Outlier Screening

GWC-12

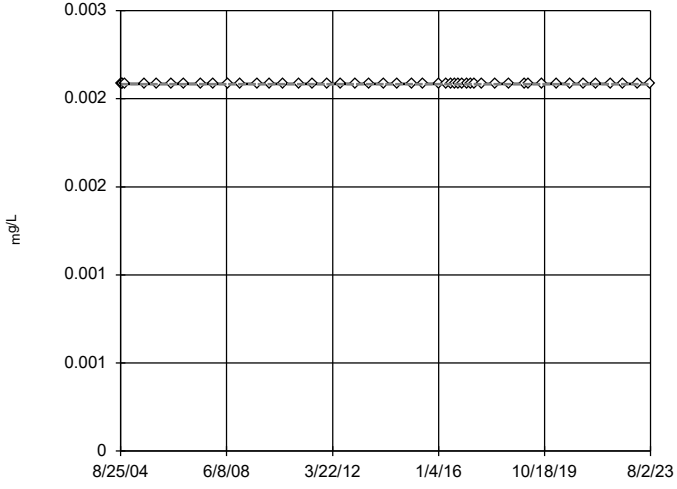

n = 48

No outliers found. Tukey's method selected by user.

Data were square root transformed to achieve best W statistic (graph shown in original units).

The results were invalidated, because the lower and upper quartiles are equal.

Constituent: Cadmium Analysis Run 3/6/2024 11:27 AM View: Outliers

Plant McIntosh Data: McIntosh LF4 CCR

Tukey's Outlier Screening

GWC-17 (bg)

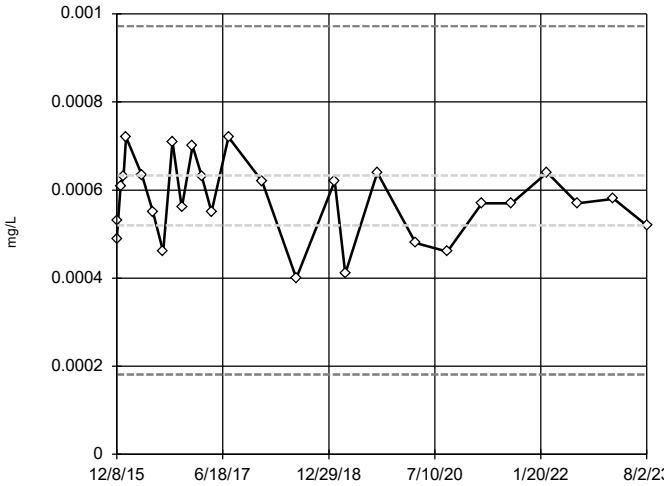

n = 27

No outliers found. Tukey's method selected by user.

Ladder of Powers transformations did not improve normality; analysis run on raw data.

High cutoff = 0.000972, low cutoff = 0.000181, based on IQR multiplier of 3.

Constituent: Cadmium Analysis Run 3/6/2024 11:27 AM View: Outliers

Plant McIntosh Data: McIntosh LF4 CCR

Sanitas™ v.10.0.16 . UG

Tukey's Outlier Screening

GWC-18 (bg)

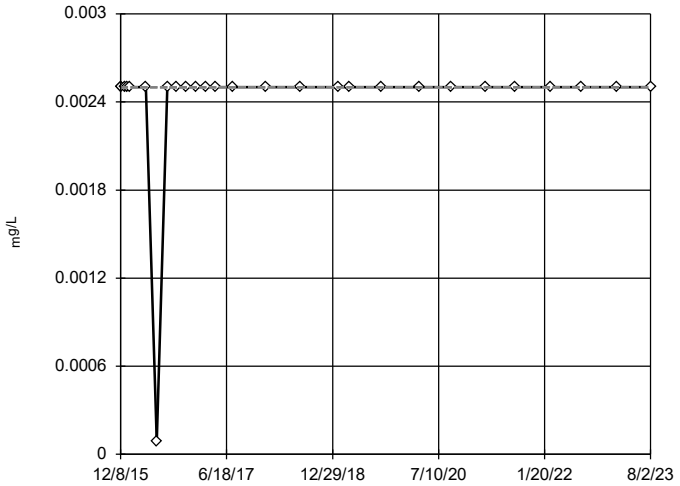

n = 27

No outliers found. Tukey's method selected by user.

Data were x^6 transformed to achieve best W statistic (graph shown in original units).

The results were invalidated, because the lower and upper quartiles are equal.

Constituent: Cadmium Analysis Run 3/6/2024 11:27 AM View: Outliers

Plant McIntosh Data: McIntosh LF4 CCR

Sanitas™ v.10.0.16 . UG

Tukey's Outlier Screening

GWC-19

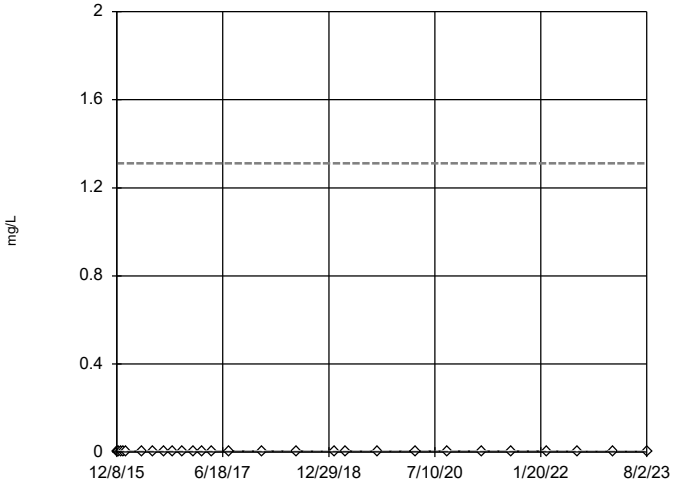

n = 27

No outliers found. Tukey's method selected by user.

Data were natural log transformed to achieve best W statistic (graph shown in original units).

High cutoff = 1.311, low cutoff = 5.9e-7, based on IQR multiplier of 3.

Constituent: Cadmium Analysis Run 3/6/2024 11:27 AM View: Outliers

Plant McIntosh Data: McIntosh LF4 CCR

Sanitas™ v.10.0.16 . UG

Tukey's Outlier Screening

GWC-20

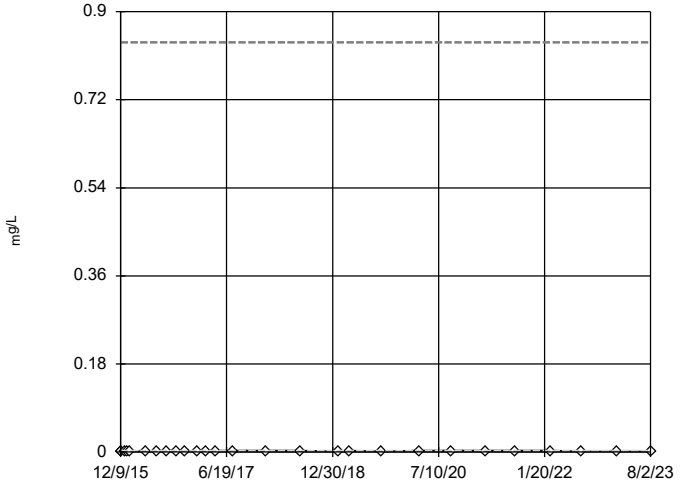

n = 27

No outliers found. Tukey's method selected by user.

Data were natural log transformed to achieve best W statistic (graph shown in original units).

High cutoff = 0.8372, low cutoff = 0.000001075, based on IQR multiplier of 3.

Constituent: Cadmium Analysis Run 3/6/2024 11:27 AM View: Outliers

Plant McIntosh Data: McIntosh LF4 CCR

Sanitas™ v.10.0.16 . UG

Tukey's Outlier Screening

GWC-21

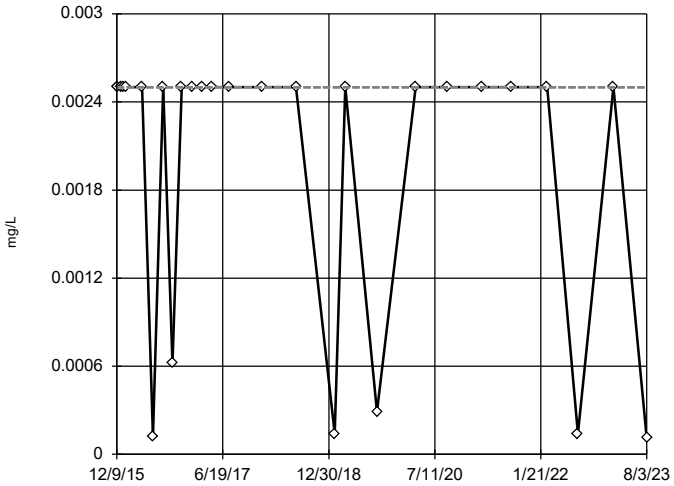

n = 27

No outliers found. Tukey's method selected by user.

Data were natural log transformed to achieve best W statistic (graph shown in original units).

The results were invalidated, because the lower and upper quartiles are equal.

Constituent: Cadmium Analysis Run 3/6/2024 11:27 AM View: Outliers

Plant McIntosh Data: McIntosh LF4 CCR

Sanitas™ v.10.0.16 . UG

Tukey's Outlier Screening

GWC-23

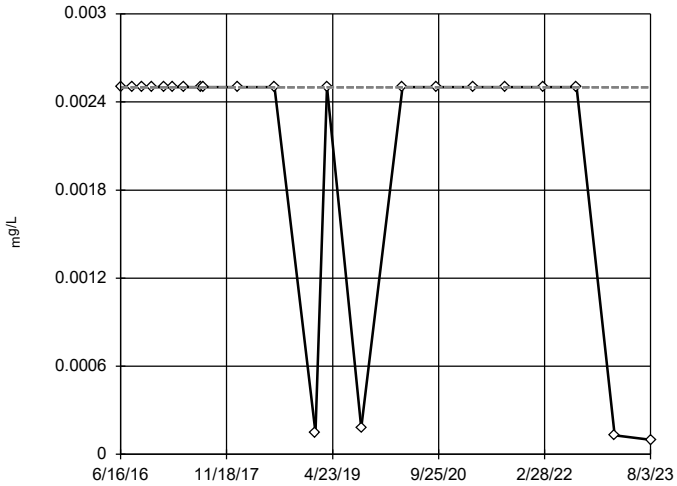

n = 22

No outliers found. Tukey's method selected by user.

Data were natural log transformed to achieve best W statistic (graph shown in original units).

The results were invalidated, because the lower and upper quartiles are equal.

Constituent: Cadmium Analysis Run 3/6/2024 11:27 AM View: Outliers

Plant McIntosh Data: McIntosh LF4 CCR

Sanitas™ v.10.0.16 . UG

Tukey's Outlier Screening

GWC-9

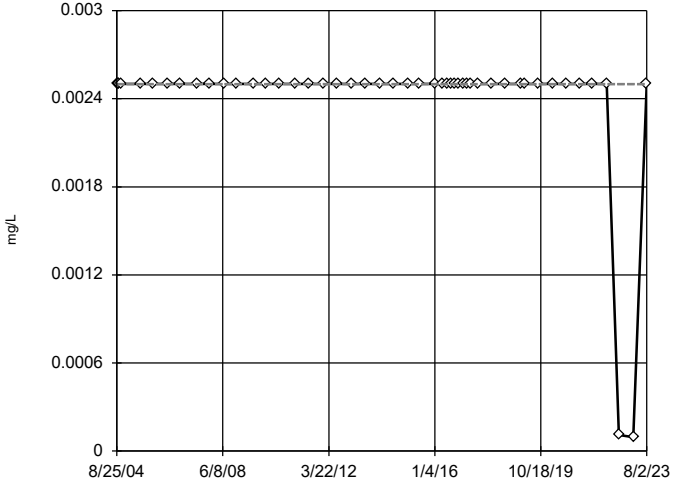

n = 48

No outliers found. Tukey's method selected by user.

Data were natural log transformed to achieve best W statistic (graph shown in original units).

The results were invalidated, because the lower and upper quartiles are equal.

Constituent: Cadmium Analysis Run 3/6/2024 11:27 AM View: Outliers

Plant McIntosh Data: McIntosh LF4 CCR

Sanitas™ v.10.0.16 . UG

Tukey's Outlier Screening

GWA-13 (bg)

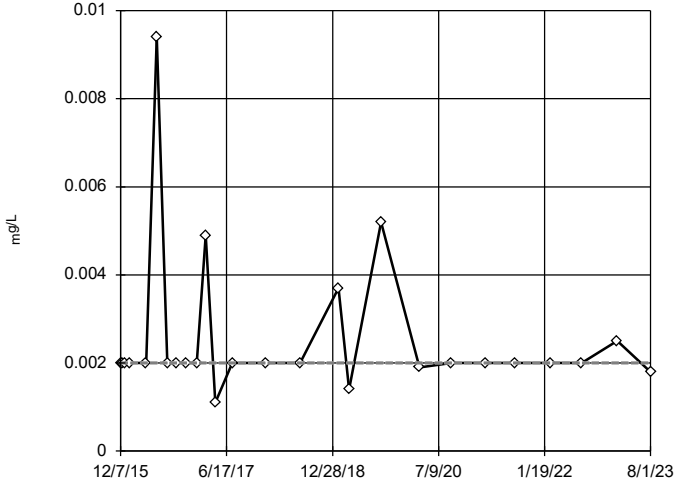

n = 26

No outliers found. Tukey's method selected by user.

Data were natural log transformed to achieve best W statistic (graph shown in original units).

The results were invalidated, because the lower and upper quartiles are equal.

Constituent: Chromium Analysis Run 3/6/2024 11:27 AM View: Outliers

Plant McIntosh Data: McIntosh LF4 CCR

Tukey's Outlier Screening

GWA-14 (bg)

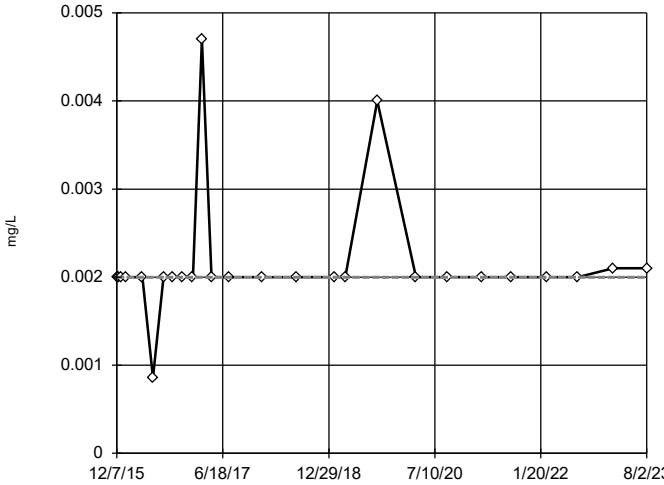

n = 26

No outliers found.
Tukey's method selected by user.

Data were natural log transformed to achieve best W statistic (graph shown in original units).

The results were invalidated, because the lower and upper quartiles are equal.

Constituent: Chromium Analysis Run 3/6/2024 11:27 AM View: Outliers
Plant McIntosh Data: McIntosh LF4 CCR

Sanitas™ v.10.0.16 . UG

Tukey's Outlier Screening

GWA-15 (bg)

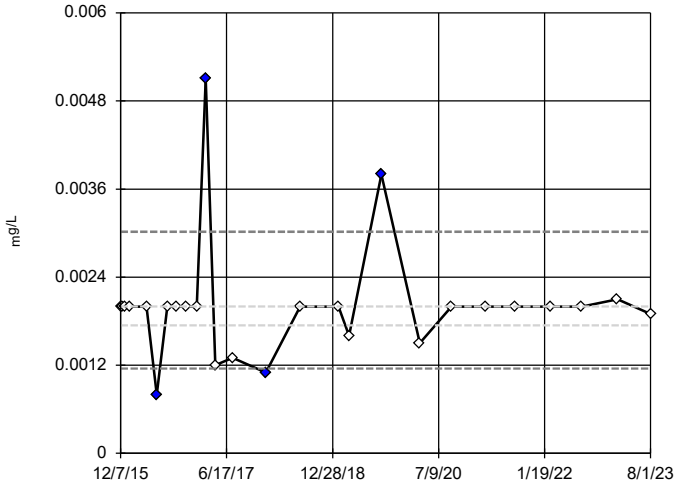

n = 26

Outliers are drawn as solid.
Tukey's method selected by user.

Data were natural log transformed to achieve best W statistic (graph shown in original units).

High cutoff = 0.003019, low cutoff = 0.001155, based on IQR multiplier of 3.

Constituent: Chromium Analysis Run 3/6/2024 11:27 AM View: Outliers
Plant McIntosh Data: McIntosh LF4 CCR

Sanitas™ v.10.0.16 . UG

Tukey's Outlier Screening

GWA-16 (bg)

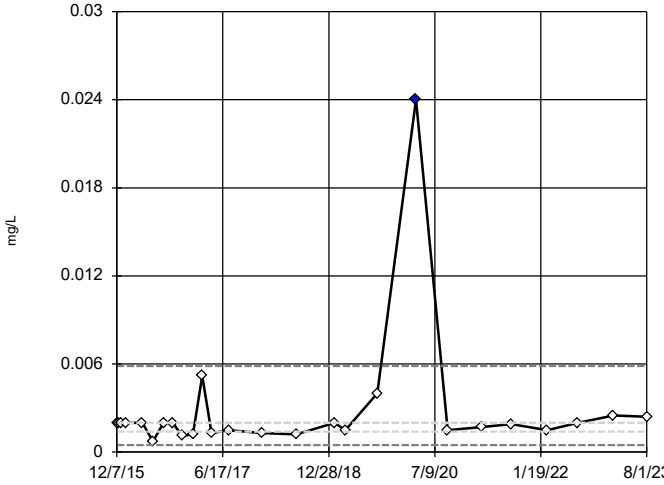

n = 26

Outlier is drawn as solid.
Tukey's method selected by user.

Data were natural log transformed to achieve best W statistic (graph shown in original units).

High cutoff = 0.005876, low cutoff = 0.0004753, based on IQR multiplier of 3.

Constituent: Chromium Analysis Run 3/6/2024 11:27 AM View: Outliers
Plant McIntosh Data: McIntosh LF4 CCR

Sanitas™ v.10.0.16 . UG

Tukey's Outlier Screening

GWA-2 (bg)

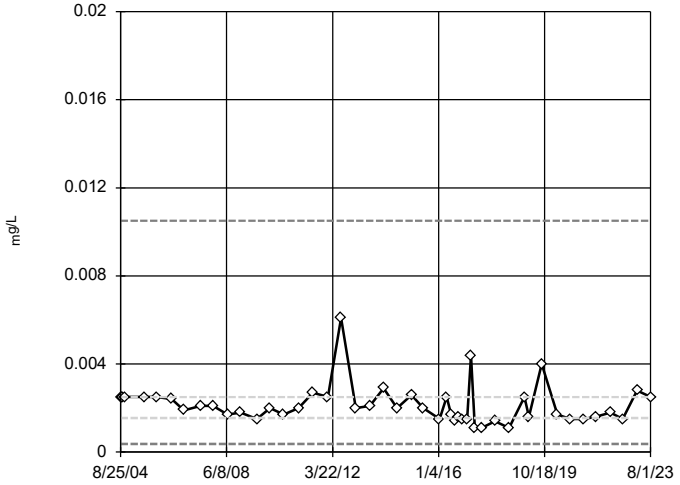

n = 48

No outliers found.
Tukey's method selected by user.

Data were natural log transformed to achieve best W statistic (graph shown in original units).

High cutoff = 0.01051, low cutoff = 0.0003686, based on IQR multiplier of 3.

Constituent: Chromium Analysis Run 3/6/2024 11:27 AM View: Outliers
Plant McIntosh Data: McIntosh LF4 CCR

Sanitas™ v.10.0.16 . UG

Tukey's Outlier Screening

GWA-3 (bg)

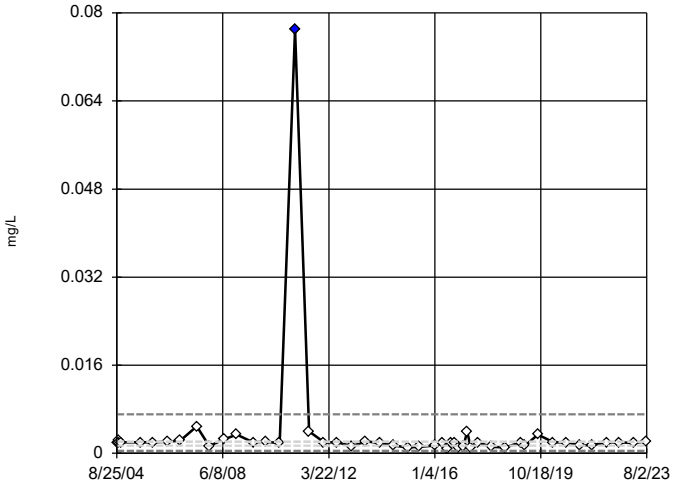

n = 48

Outlier is drawn as solid.
Tukey's method selected by user.

Data were natural log transformed to achieve best W statistic (graph shown in original units).

High cutoff = 0.007087, low cutoff = 0.0004148, based on IQR multiplier of 3.

Constituent: Chromium Analysis Run 3/6/2024 11:27 AM View: Outliers

Plant McIntosh Data: McIntosh LF4 CCR

Sanitas™ v.10.0.16 . UG

Tukey's Outlier Screening

GWA-4A (bg)

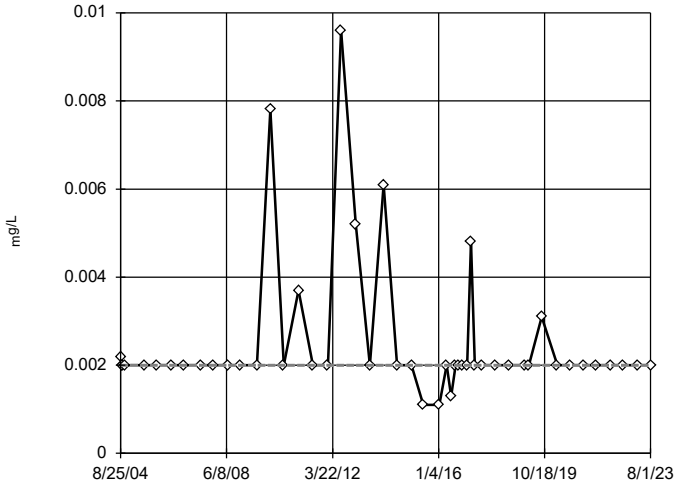

n = 48

No outliers found.
Tukey's method selected by user.

Data were natural log transformed to achieve best W statistic (graph shown in original units).

The results were invalidated, because the lower and upper quartiles are equal.

Constituent: Chromium Analysis Run 3/6/2024 11:27 AM View: Outliers

Plant McIntosh Data: McIntosh LF4 CCR

Sanitas™ v.10.0.16 . UG

Tukey's Outlier Screening

GWA-5 (bg)

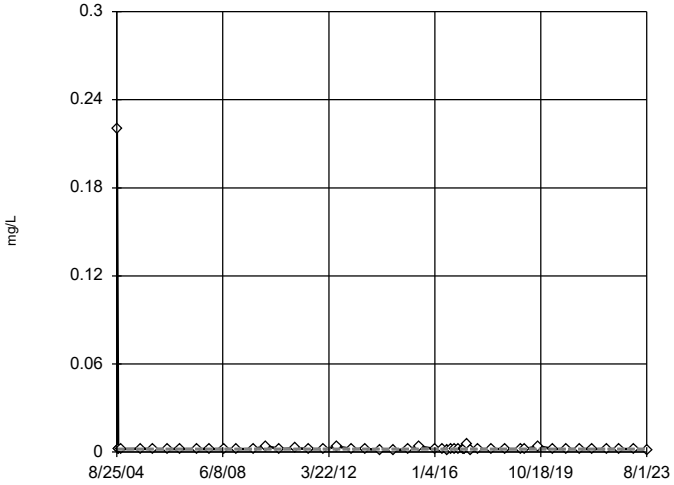

n = 50

No outliers found.
Tukey's method selected by user.

Data were natural log transformed to achieve best W statistic (graph shown in original units).

The results were invalidated, because the lower and upper quartiles are equal.

Constituent: Chromium Analysis Run 3/6/2024 11:27 AM View: Outliers

Plant McIntosh Data: McIntosh LF4 CCR

Sanitas™ v.10.0.16 . UG

Tukey's Outlier Screening

GWC-1

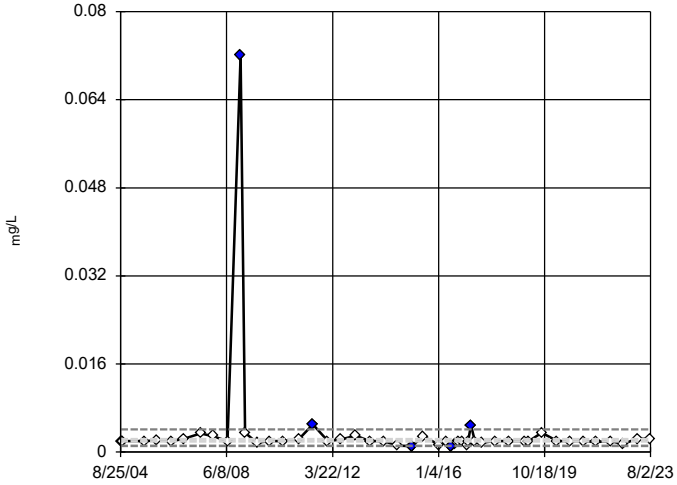

n = 49

Outliers are drawn as solid.
Tukey's method selected by user.

Data were natural log transformed to achieve best W statistic (graph shown in original units).

High cutoff = 0.004113, low cutoff = 0.001113, based on IQR multiplier of 3.

Constituent: Chromium Analysis Run 3/6/2024 11:27 AM View: Outliers

Plant McIntosh Data: McIntosh LF4 CCR

Sanitas™ v.10.0.16 . UG

Tukey's Outlier Screening

GWC-10

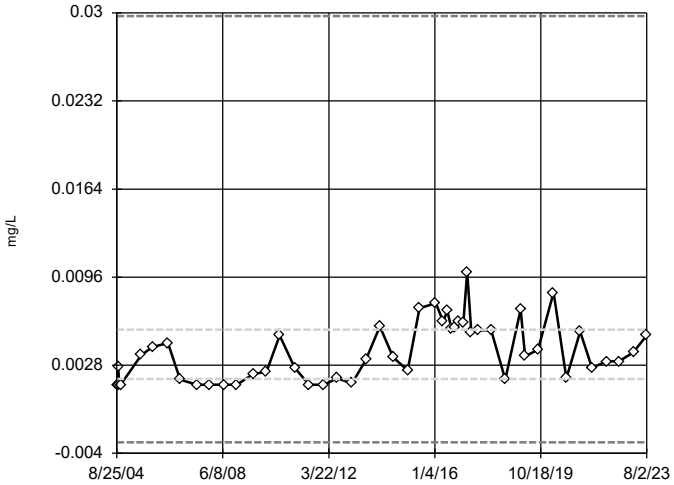

n = 48

No outliers found. Tukey's method selected by user.

Data were square root transformed to achieve best W statistic (graph shown in original units).

High cutoff = 0.02976, low cutoff = -0.003156, based on IQR multiplier of 3.

Constituent: Chromium Analysis Run 3/6/2024 11:27 AM View: Outliers

Plant McIntosh Data: McIntosh LF4 CCR

Sanitas™ v.10.0.16 . UG

Tukey's Outlier Screening

GWC-11

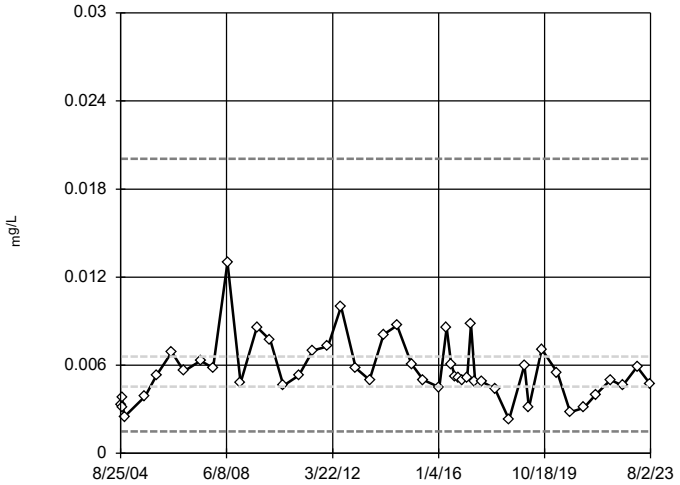

n = 48

No outliers found. Tukey's method selected by user.

Data were natural log transformed to achieve best W statistic (graph shown in original units).

High cutoff = 0.02006, low cutoff = 0.001495, based on IQR multiplier of 3.

Constituent: Chromium Analysis Run 3/6/2024 11:27 AM View: Outliers

Plant McIntosh Data: McIntosh LF4 CCR

Sanitas™ v.10.0.16 . UG

Tukey's Outlier Screening

GWC-12

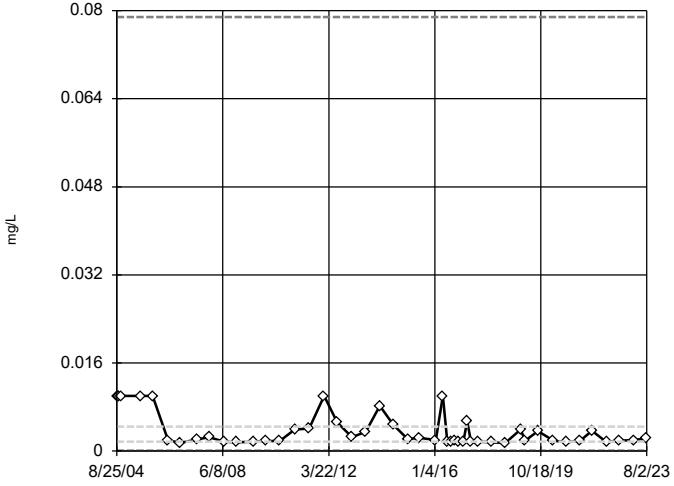

n = 48

No outliers found. Tukey's method selected by user.

Data were natural log transformed to achieve best W statistic (graph shown in original units).

High cutoff = 0.07883, low cutoff = 0.00009567, based on IQR multiplier of 3.

Constituent: Chromium Analysis Run 3/6/2024 11:27 AM View: Outliers

Plant McIntosh Data: McIntosh LF4 CCR

Sanitas™ v.10.0.16 . UG

Tukey's Outlier Screening

GWC-17 (bg)

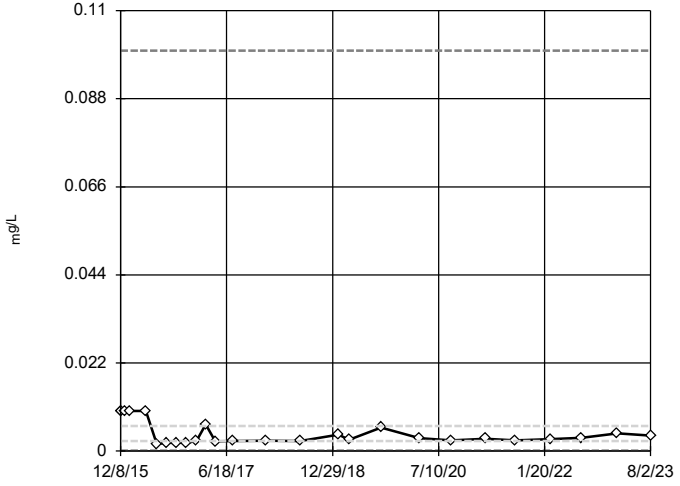

n = 26

No outliers found. Tukey's method selected by user.

Data were natural log transformed to achieve best W statistic (graph shown in original units).

High cutoff = 0.1, low cutoff = 0.0001572, based on IQR multiplier of 3.

Constituent: Chromium Analysis Run 3/6/2024 11:27 AM View: Outliers

Plant McIntosh Data: McIntosh LF4 CCR

Tukey's Outlier Screening

GWC-18 (bg)

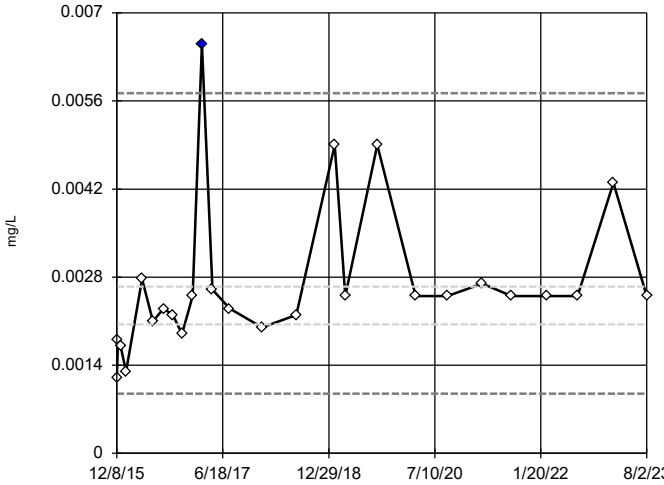

n = 26

Outlier is drawn as solid. Tukey's method selected by user.

Data were natural log transformed to achieve best W statistic (graph shown in original units).

High cutoff = 0.005725, low cutoff = 0.0009484, based on IQR multiplier of 3.

Constituent: Chromium Analysis Run 3/6/2024 11:27 AM View: Outliers

Plant McIntosh Data: McIntosh LF4 CCR

Sanitas™ v.10.0.16 . UG

Tukey's Outlier Screening

GWC-19

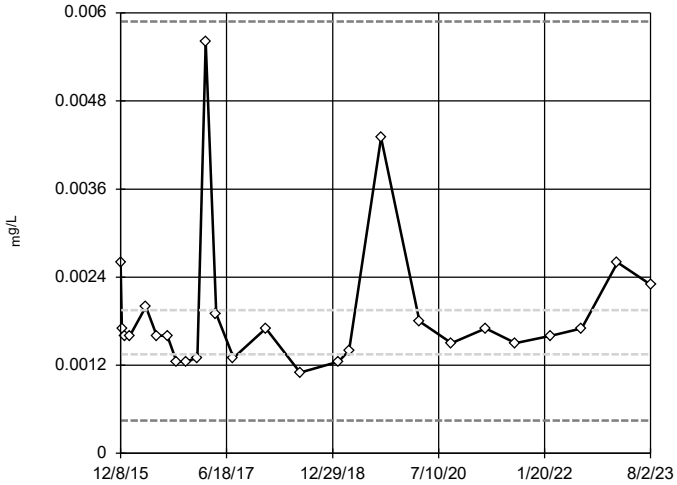

n = 26

No outliers found. Tukey's method selected by user.

Data were natural log transformed to achieve best W statistic (graph shown in original units).

High cutoff = 0.005881, low cutoff = 0.0004472, based on IQR multiplier of 3.

Constituent: Chromium Analysis Run 3/6/2024 11:27 AM View: Outliers

Plant McIntosh Data: McIntosh LF4 CCR

Sanitas™ v.10.0.16 . UG

Tukey's Outlier Screening

GWC-20

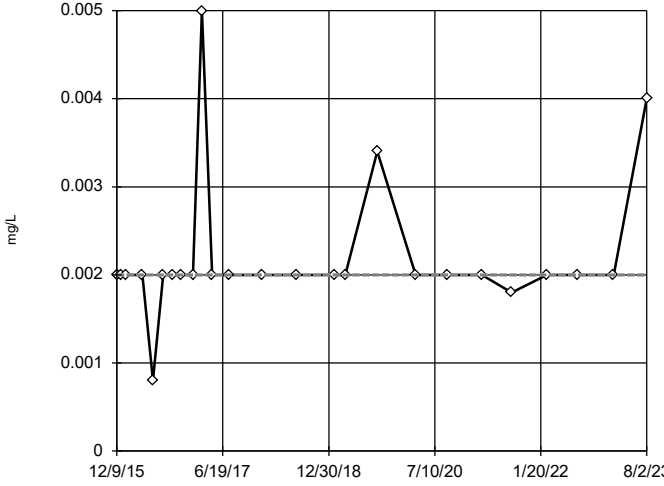

n = 26

No outliers found. Tukey's method selected by user.

Data were natural log transformed to achieve best W statistic (graph shown in original units).

The results were invalidated, because the lower and upper quartiles are equal.

Constituent: Chromium Analysis Run 3/6/2024 11:27 AM View: Outliers

Plant McIntosh Data: McIntosh LF4 CCR

Sanitas™ v.10.0.16 . UG

Tukey's Outlier Screening

GWC-21

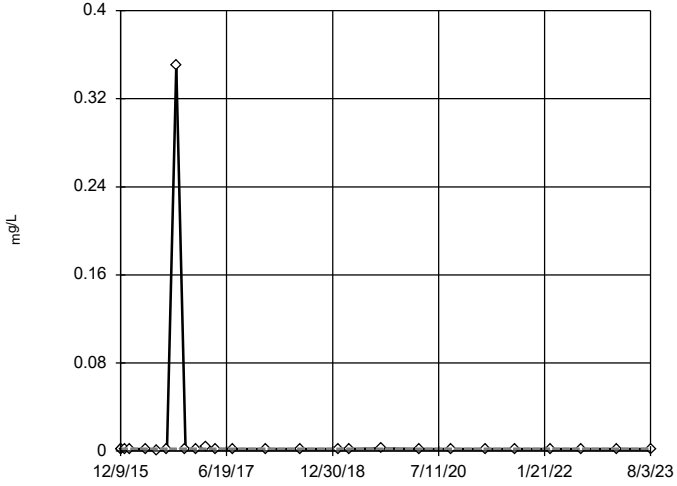

n = 26

No outliers found. Tukey's method selected by user.

Data were natural log transformed to achieve best W statistic (graph shown in original units).

The results were invalidated, because the lower and upper quartiles are equal.

Constituent: Chromium Analysis Run 3/6/2024 11:28 AM View: Outliers

Plant McIntosh Data: McIntosh LF4 CCR

Sanitas™ v.10.0.16 . UG

Tukey's Outlier Screening

GWC-23

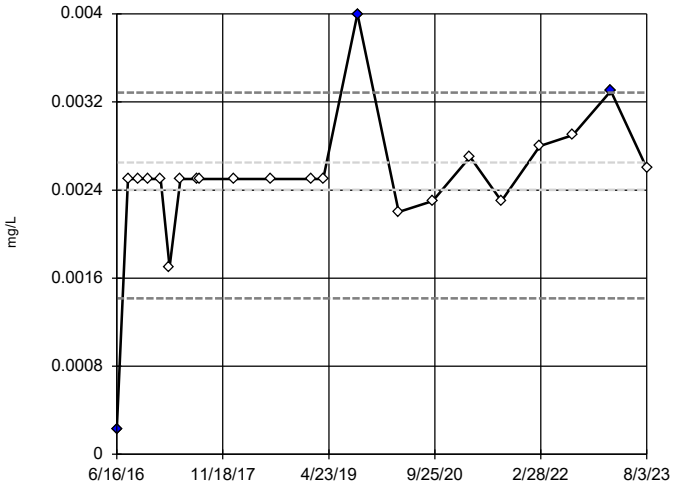

n = 22

Outliers are drawn as solid.
Tukey's method selected by user.

Data were square transformed to achieve best W statistic (graph shown in original units).

High cutoff = 0.003285, low cutoff = 0.001416, based on IQR multiplier of 3.

Constituent: Chromium Analysis Run 3/6/2024 11:28 AM View: Outliers
Plant McIntosh Data: McIntosh LF4 CCR

Sanitas™ v.10.0.16 . UG

Tukey's Outlier Screening

GWC-9

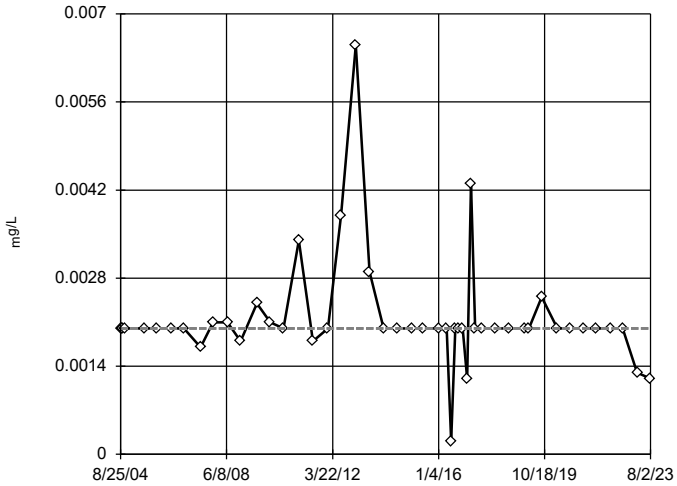

n = 48

No outliers found.
Tukey's method selected by user.

Data were square root transformed to achieve best W statistic (graph shown in original units).

The results were invalidated, because the lower and upper quartiles are equal.

Constituent: Chromium Analysis Run 3/6/2024 11:28 AM View: Outliers
Plant McIntosh Data: McIntosh LF4 CCR

Sanitas™ v.10.0.16 . UG

Tukey's Outlier Screening

GWA-13 (bg)

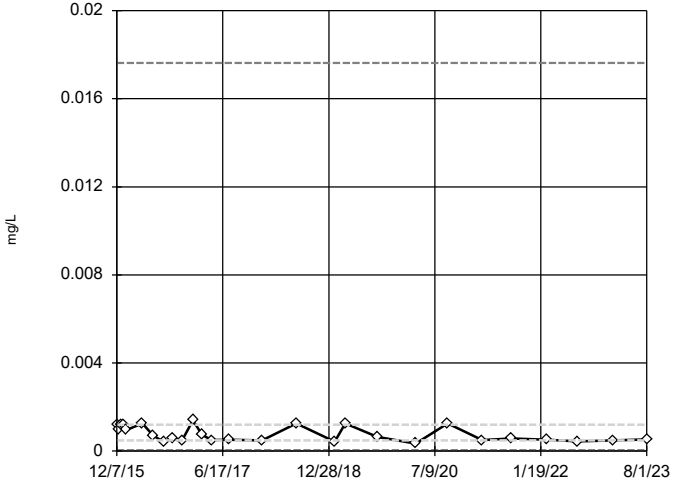

n = 27

No outliers found.
Tukey's method selected by user.

Data were natural log transformed to achieve best W statistic (graph shown in original units).

High cutoff = 0.01763, low cutoff = 0.00003336, based on IQR multiplier of 3.

Constituent: Cobalt Analysis Run 3/6/2024 11:28 AM View: Outliers
Plant McIntosh Data: McIntosh LF4 CCR

Sanitas™ v.10.0.16 . UG

Tukey's Outlier Screening

GWA-14 (bg)

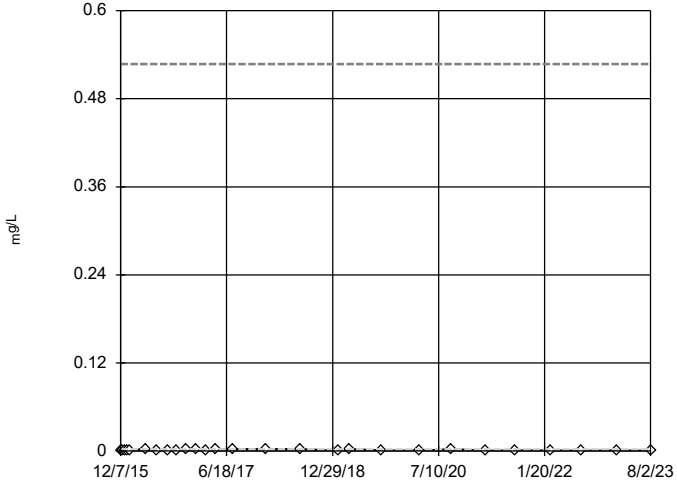

n = 27

No outliers found.
Tukey's method selected by user.

Data were natural log transformed to achieve best W statistic (graph shown in original units).

High cutoff = 0.5272, low cutoff = 0.000001991, based on IQR multiplier of 3.

Constituent: Cobalt Analysis Run 3/6/2024 11:28 AM View: Outliers
Plant McIntosh Data: McIntosh LF4 CCR

Sanitas™ v.10.0.16 . UG

Tukey's Outlier Screening

GWA-15 (bg)

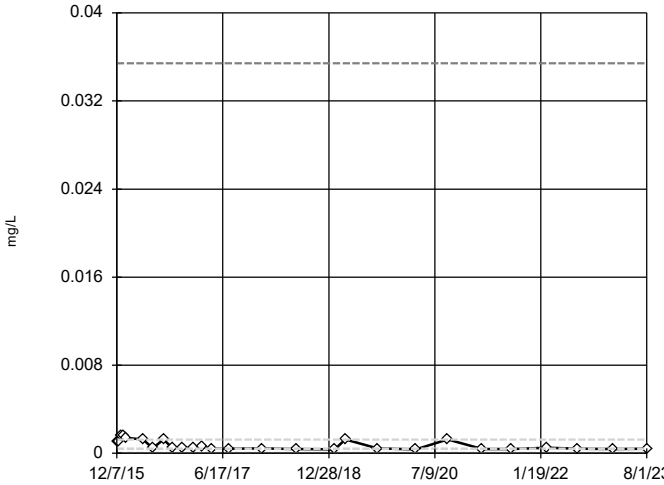

n = 27

No outliers found. Tukey's method select-ed by user.

Data were natural log transformed to achieve best W statistic (graph shown in original units).

High cutoff = 0.03542, low cutoff = 0.00001447, based on IQR multiplier of 3.

Constituent: Cobalt Analysis Run 3/6/2024 11:28 AM View: Outliers

Plant McIntosh Data: McIntosh LF4 CCR

Sanitas™ v.10.0.16 . UG

Tukey's Outlier Screening

GWA-16 (bg)

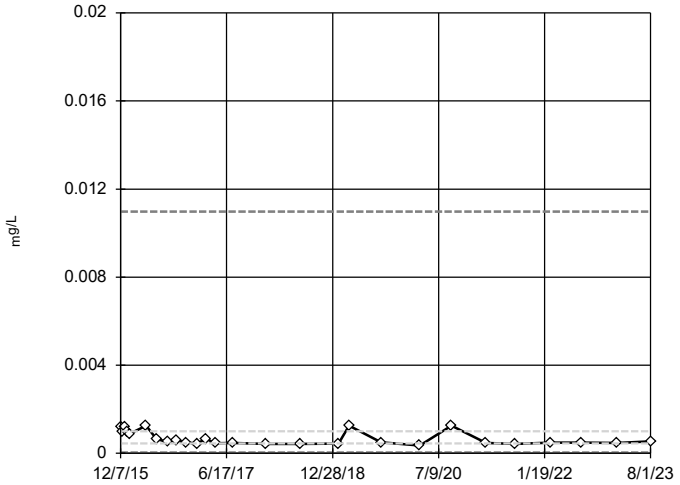

n = 27

No outliers found. Tukey's method select-ed by user.

Data were natural log transformed to achieve best W statistic (graph shown in original units).

High cutoff = 0.01097, low cutoff = 0.00004101, based on IQR multiplier of 3.

Constituent: Cobalt Analysis Run 3/6/2024 11:28 AM View: Outliers

Plant McIntosh Data: McIntosh LF4 CCR

Sanitas™ v.10.0.16 . UG

Tukey's Outlier Screening

GWA-2 (bg)

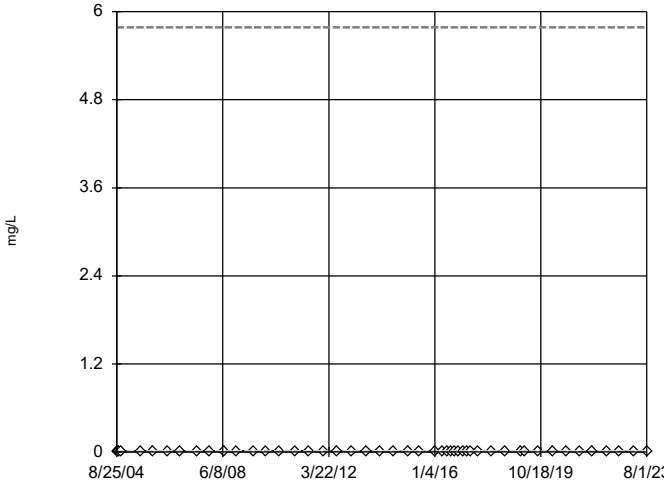

n = 48

No outliers found. Tukey's method select-ed by user.

Data were natural log transformed to achieve best W statistic (graph shown in original units).

High cutoff = 5.787, low cutoff = 0.000002074, based on IQR multiplier of 3.

Constituent: Cobalt Analysis Run 3/6/2024 11:28 AM View: Outliers

Plant McIntosh Data: McIntosh LF4 CCR

Sanitas™ v.10.0.16 . UG

Tukey's Outlier Screening

GWA-3 (bg)

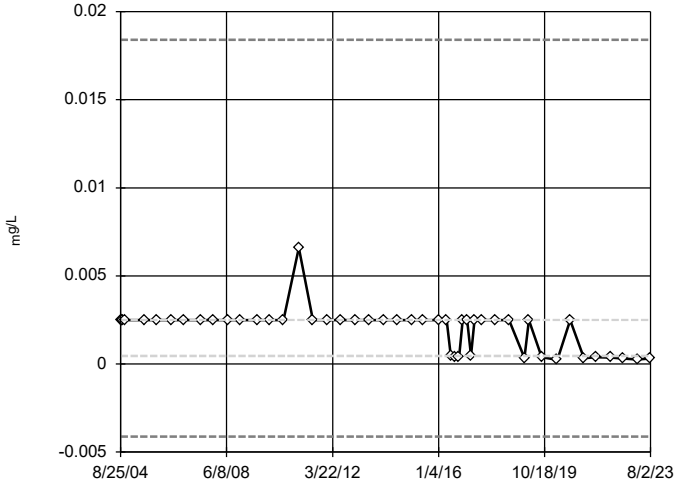

n = 48

No outliers found. Tukey's method select-ed by user.

Data were square root transformed to achieve best W statistic (graph shown in original units).

High cutoff = 0.01841, low cutoff = -0.004125, based on IQR multiplier of 3.

Constituent: Cobalt Analysis Run 3/6/2024 11:28 AM View: Outliers

Plant McIntosh Data: McIntosh LF4 CCR

Sanitas™ v.10.0.16 . UG

Tukey's Outlier Screening

GWA-4A (bg)

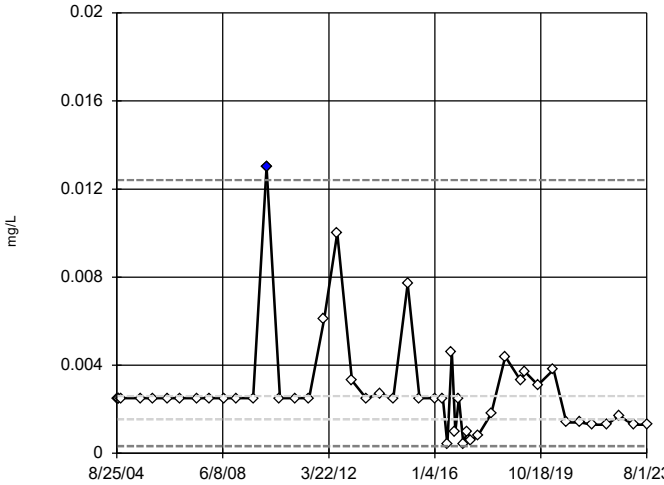

n = 48

Outlier is drawn as solid. Tukey's method selected by user.

Data were natural log transformed to achieve best W statistic (graph shown in original units).

High cutoff = 0.01241, low cutoff = 0.000323, based on IQR multiplier of 3.

Constituent: Cobalt Analysis Run 3/6/2024 11:28 AM View: Outliers

Plant McIntosh Data: McIntosh LF4 CCR

Sanitas™ v.10.0.16 . UG

Tukey's Outlier Screening

GWA-5 (bg)

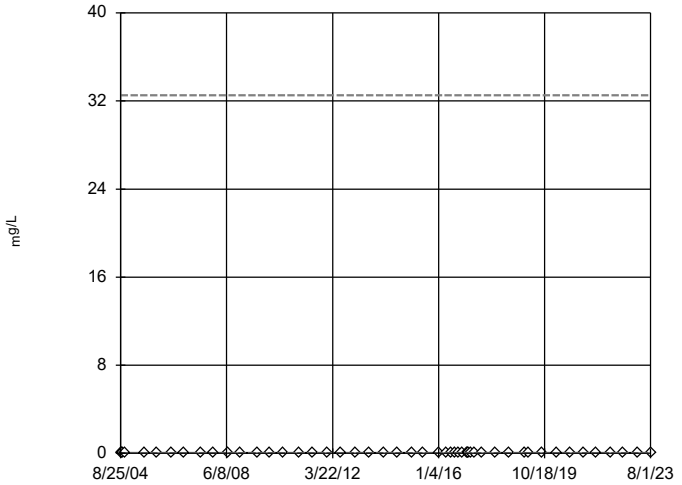

n = 50

No outliers found. Tukey's method selected by user.

Data were natural log transformed to achieve best W statistic (graph shown in original units).

High cutoff = 32.52, low cutoff = 2.1e-7, based on IQR multiplier of 3.

Constituent: Cobalt Analysis Run 3/6/2024 11:28 AM View: Outliers

Plant McIntosh Data: McIntosh LF4 CCR

Sanitas™ v.10.0.16 . UG

Tukey's Outlier Screening

GWC-1

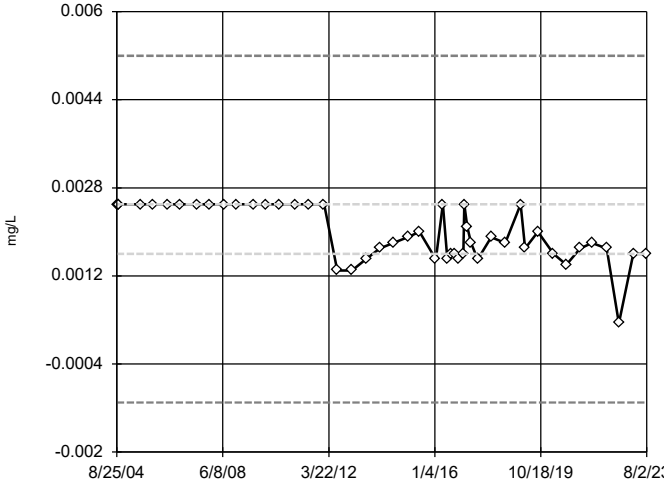

n = 48

No outliers found. Tukey's method selected by user.

Ladder of Powers transformations did not improve normality; analysis run on raw data.

High cutoff = 0.0052, low cutoff = -0.0011, based on IQR multiplier of 3.

Constituent: Cobalt Analysis Run 3/6/2024 11:28 AM View: Outliers

Plant McIntosh Data: McIntosh LF4 CCR

Sanitas™ v.10.0.16 . UG

Tukey's Outlier Screening

GWC-10

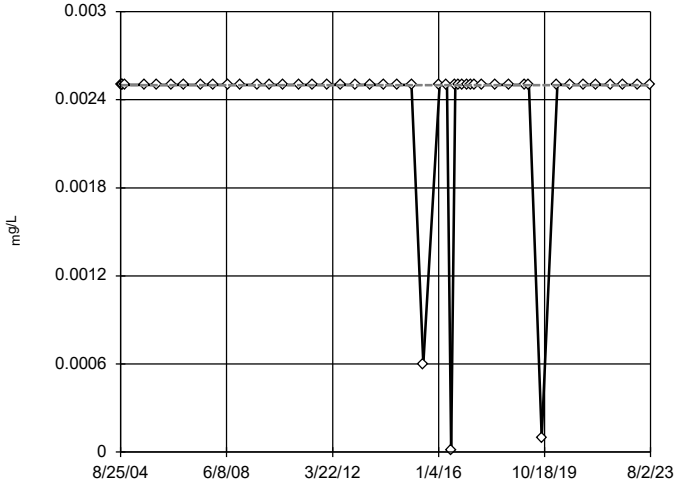

n = 48

No outliers found. Tukey's method selected by user.

Data were square root transformed to achieve best W statistic (graph shown in original units).

The results were invalidated, because the lower and upper quartiles are equal.

Constituent: Cobalt Analysis Run 3/6/2024 11:28 AM View: Outliers

Plant McIntosh Data: McIntosh LF4 CCR

Tukey's Outlier Screening

GWC-11

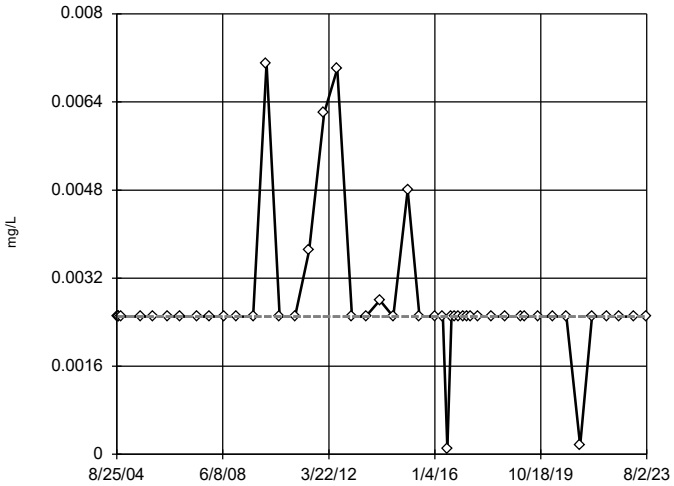

n = 48

No outliers found. Tukey's method selected by user.

Data were square root transformed to achieve best W statistic (graph shown in original units).

The results were invalidated, because the lower and upper quartiles are equal.

Constituent: Cobalt Analysis Run 3/6/2024 11:28 AM View: Outliers

Plant McIntosh Data: McIntosh LF4 CCR

Sanitas™ v.10.0.16 . UG

Tukey's Outlier Screening

GWC-12

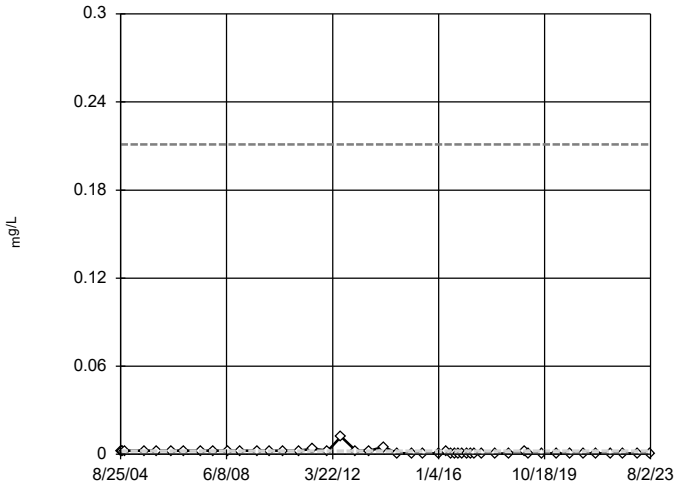

n = 48

No outliers found. Tukey's method selected by user.

Data were natural log transformed to achieve best W statistic (graph shown in original units).

High cutoff = 0.211, low cutoff = 0.000006752, based on IQR multiplier of 3.

Constituent: Cobalt Analysis Run 3/6/2024 11:28 AM View: Outliers

Plant McIntosh Data: McIntosh LF4 CCR

Sanitas™ v.10.0.16 . UG

Tukey's Outlier Screening

GWC-17 (bg)

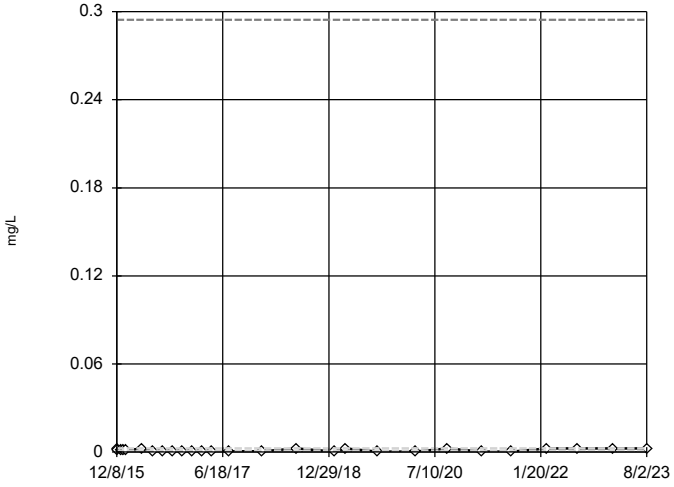

n = 27

No outliers found. Tukey's method selected by user.

Data were natural log transformed to achieve best W statistic (graph shown in original units).

High cutoff = 0.2945, low cutoff = 0.00000433, based on IQR multiplier of 3.

Constituent: Cobalt Analysis Run 3/6/2024 11:28 AM View: Outliers

Plant McIntosh Data: McIntosh LF4 CCR

Sanitas™ v.10.0.16 . UG

Tukey's Outlier Screening

GWC-18 (bg)

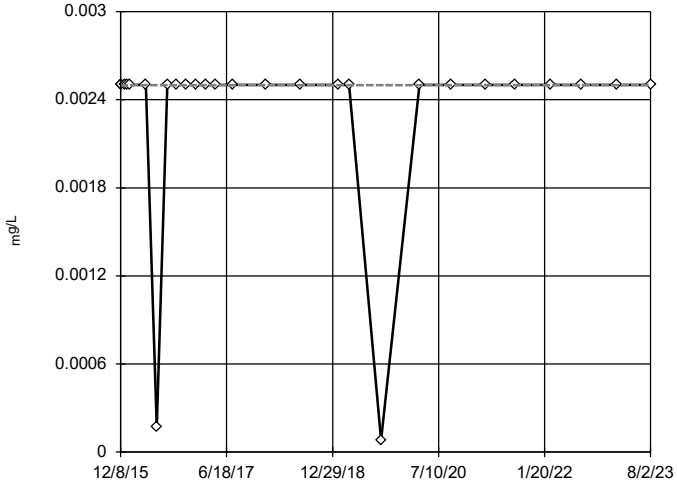

n = 27

No outliers found. Tukey's method selected by user.

Data were natural log transformed to achieve best W statistic (graph shown in original units).

The results were invalidated, because the lower and upper quartiles are equal.

Constituent: Cobalt Analysis Run 3/6/2024 11:28 AM View: Outliers

Plant McIntosh Data: McIntosh LF4 CCR

Tukey's Outlier Screening

GWC-19

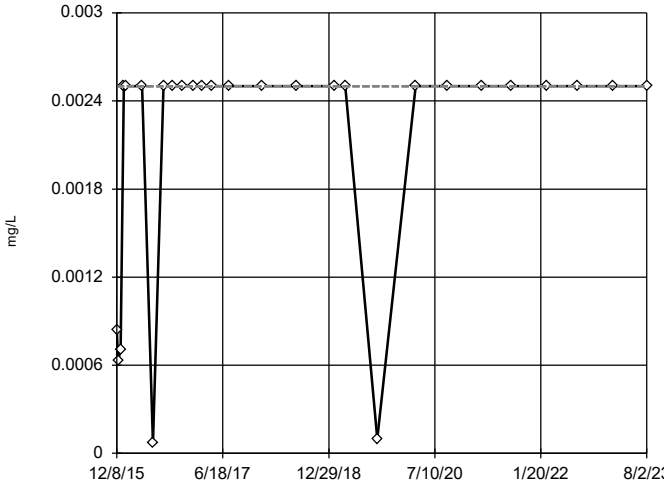

n = 27

No outliers found. Tukey's method selected by user.

Data were square root transformed to achieve best W statistic (graph shown in original units).

The results were invalidated, because the lower and upper quartiles are equal.

Constituent: Cobalt Analysis Run 3/6/2024 11:28 AM View: Outliers

Plant McIntosh Data: McIntosh LF4 CCR

Sanitas™ v.10.0.16 . UG

Tukey's Outlier Screening

GWC-20

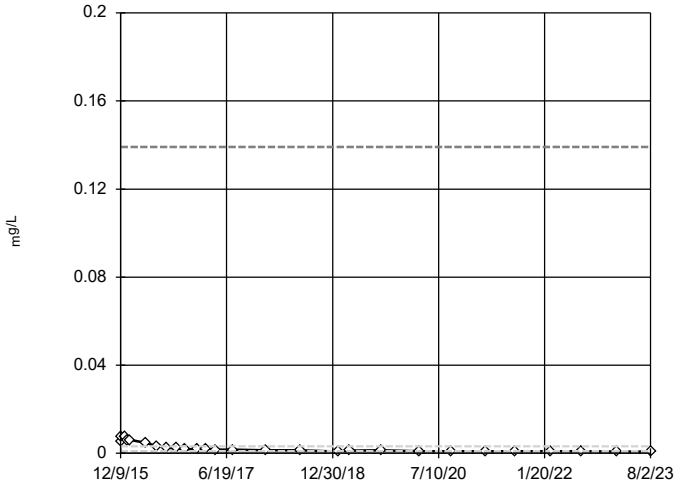

n = 27

No outliers found. Tukey's method selected by user.

Data were natural log transformed to achieve best W statistic (graph shown in original units).

High cutoff = 0.1391, low cutoff = 0.00002093, based on IQR multiplier of 3.

Constituent: Cobalt Analysis Run 3/6/2024 11:28 AM View: Outliers

Plant McIntosh Data: McIntosh LF4 CCR

Sanitas™ v.10.0.16 . UG

Tukey's Outlier Screening

GWC-21

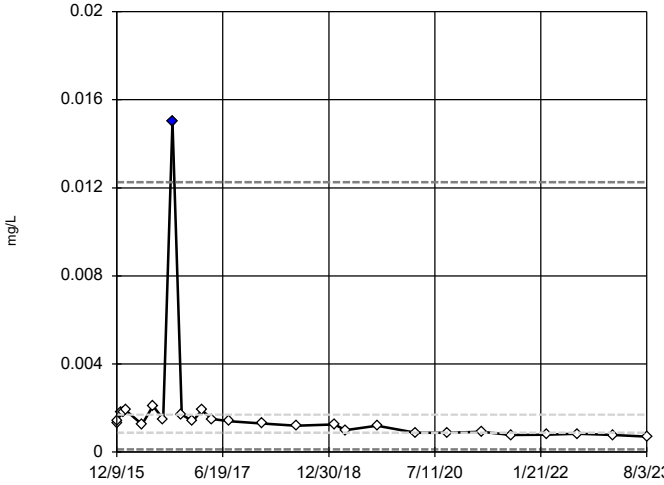

n = 27

Outlier is drawn as solid. Tukey's method selected by user.

Data were natural log transformed to achieve best W statistic (graph shown in original units).

High cutoff = 0.01226, low cutoff = 0.0001221, based on IQR multiplier of 3.

Constituent: Cobalt Analysis Run 3/6/2024 11:28 AM View: Outliers

Plant McIntosh Data: McIntosh LF4 CCR

Sanitas™ v.10.0.16 . UG

Tukey's Outlier Screening

GWC-23

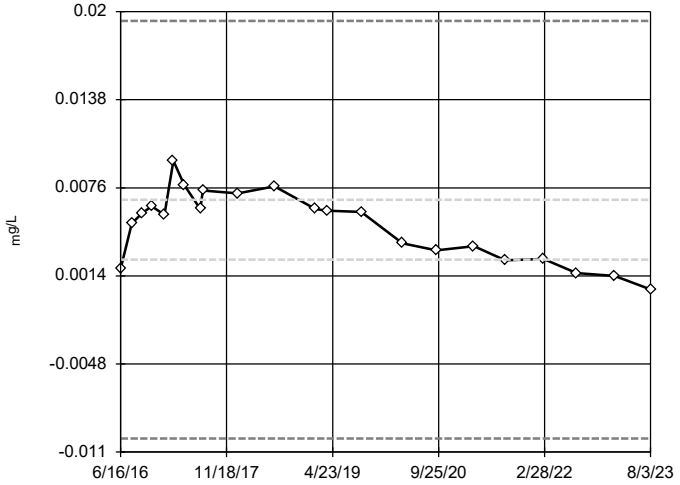

n = 22

No outliers found. Tukey's method selected by user.

Ladder of Powers transformations did not improve normality; analysis run on raw data.

High cutoff = 0.01935, low cutoff = -0.01005, based on IQR multiplier of 3.

Constituent: Cobalt Analysis Run 3/6/2024 11:28 AM View: Outliers

Plant McIntosh Data: McIntosh LF4 CCR

Tukey's Outlier Screening

GWC-9

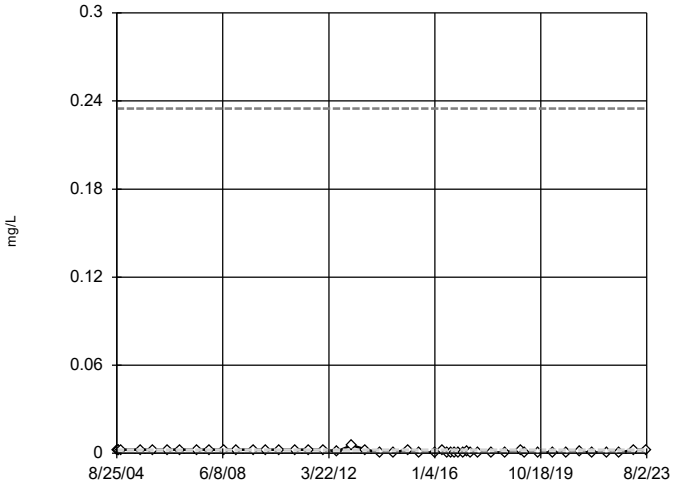

n = 48

No outliers found. Tukey's method selected by user.

Data were natural log transformed to achieve best W statistic (graph shown in original units).

High cutoff = 0.2348, low cutoff = 0.000005856, based on IQR multiplier of 3.

Constituent: Cobalt Analysis Run 3/6/2024 11:28 AM View: Outliers

Plant McIntosh Data: McIntosh LF4 CCR

Sanitas™ v.10.0.16 . UG

Tukey's Outlier Screening

GWA-13 (bg)

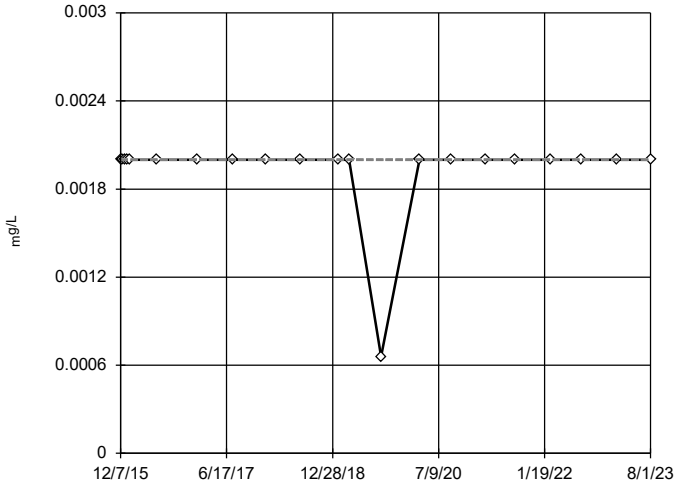

n = 21

No outliers found. Tukey's method selected by user.

Data were natural log transformed to achieve best W statistic (graph shown in original units).

The results were invalidated, because the lower and upper quartiles are equal.

Constituent: Copper Analysis Run 3/6/2024 11:28 AM View: Outliers

Plant McIntosh Data: McIntosh LF4 CCR

Sanitas™ v.10.0.16 . UG

Tukey's Outlier Screening

GWA-14 (bg)

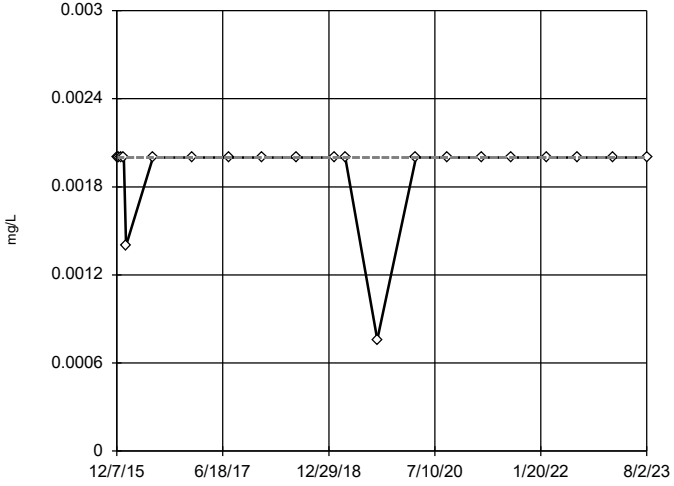

n = 21

No outliers found. Tukey's method selected by user.

Data were cube transformed to achieve best W statistic (graph shown in original units).

The results were invalidated, because the lower and upper quartiles are equal.

Constituent: Copper Analysis Run 3/6/2024 11:28 AM View: Outliers

Plant McIntosh Data: McIntosh LF4 CCR

Sanitas™ v.10.0.16 . UG

Tukey's Outlier Screening

GWA-15 (bg)

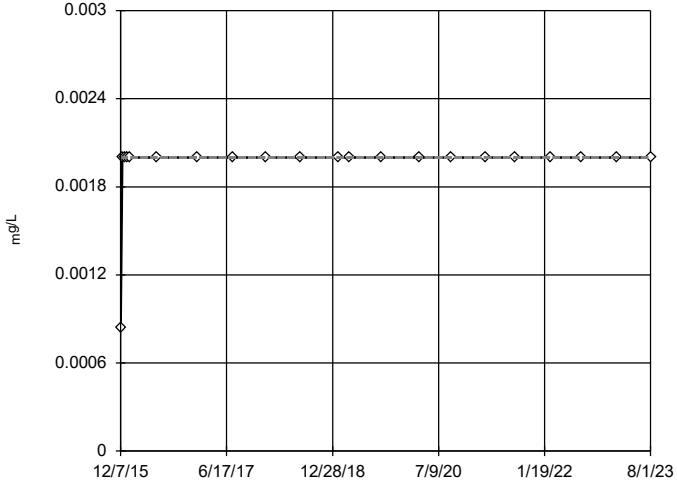

n = 21

No outliers found. Tukey's method selected by user.

Data were x^4 transformed to achieve best W statistic (graph shown in original units).

The results were invalidated, because the lower and upper quartiles are equal.

Constituent: Copper Analysis Run 3/6/2024 11:28 AM View: Outliers

Plant McIntosh Data: McIntosh LF4 CCR

Sanitas™ v.10.0.16 . UG

Tukey's Outlier Screening

GWA-16 (bg)

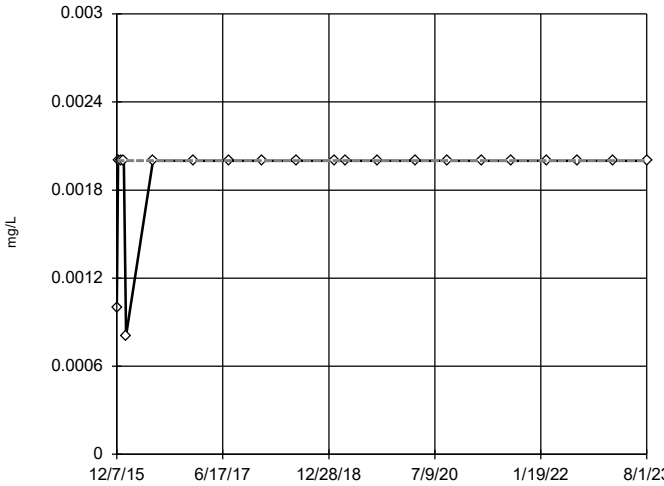

n = 21

No outliers found. Tukey's method selected by user.

Data were natural log transformed to achieve best W statistic (graph shown in original units).

The results were invalidated, because the lower and upper quartiles are equal.

Constituent: Copper Analysis Run 3/6/2024 11:28 AM View: Outliers

Plant McIntosh Data: McIntosh LF4 CCR

Sanitas™ v.10.0.16 . UG

Tukey's Outlier Screening

GWA-2 (bg)

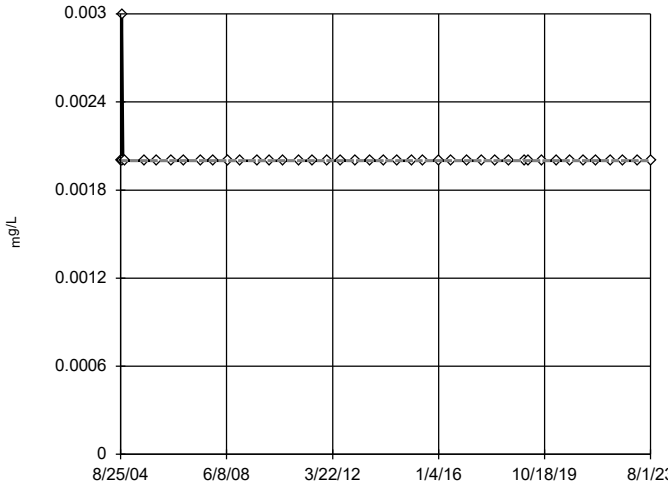

n = 42

No outliers found. Tukey's method selected by user.

Ladder of Powers transformations did not improve normality; analysis run on raw data.

The results were invalidated, because the lower and upper quartiles are equal.

Constituent: Copper Analysis Run 3/6/2024 11:28 AM View: Outliers

Plant McIntosh Data: McIntosh LF4 CCR

Sanitas™ v.10.0.16 . UG

Tukey's Outlier Screening

GWA-3 (bg)

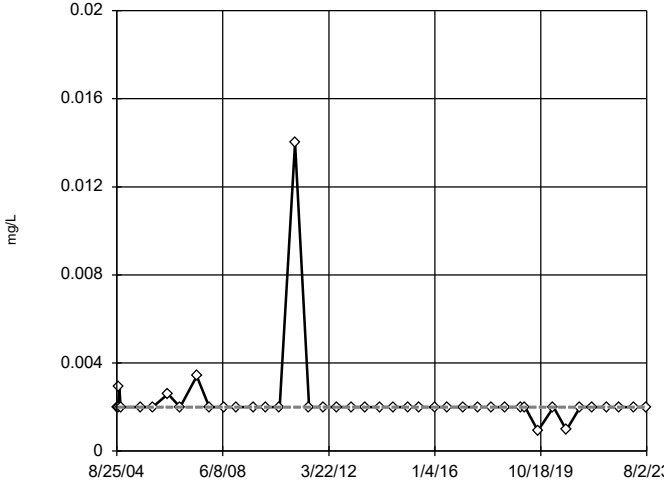

n = 42

No outliers found. Tukey's method selected by user.

Data were natural log transformed to achieve best W statistic (graph shown in original units).

The results were invalidated, because the lower and upper quartiles are equal.

Constituent: Copper Analysis Run 3/6/2024 11:28 AM View: Outliers

Plant McIntosh Data: McIntosh LF4 CCR

Sanitas™ v.10.0.16 . UG

Tukey's Outlier Screening

GWA-4A (bg)

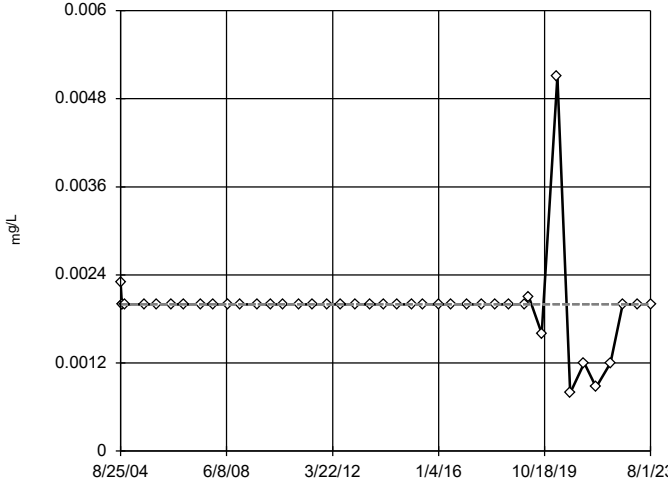

n = 42

No outliers found. Tukey's method selected by user.

Data were natural log transformed to achieve best W statistic (graph shown in original units).

The results were invalidated, because the lower and upper quartiles are equal.

Constituent: Copper Analysis Run 3/6/2024 11:28 AM View: Outliers

Plant McIntosh Data: McIntosh LF4 CCR

Sanitas™ v.10.0.16 . UG

Tukey's Outlier Screening

GWA-5 (bg)

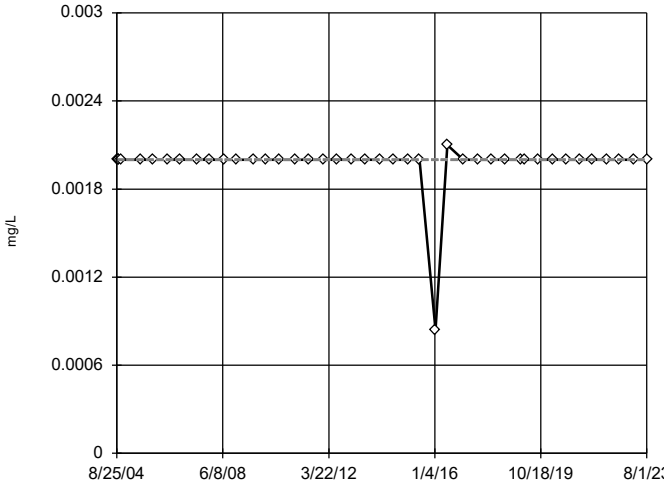

n = 42

No outliers found. Tukey's method selected by user.

Data were x^6 transformed to achieve best W statistic (graph shown in original units).

The results were invalidated, because the lower and upper quartiles are equal.

Constituent: Copper Analysis Run 3/6/2024 11:28 AM View: Outliers

Plant McIntosh Data: McIntosh LF4 CCR

Sanitas™ v.10.0.16 . UG

Tukey's Outlier Screening

GWC-1

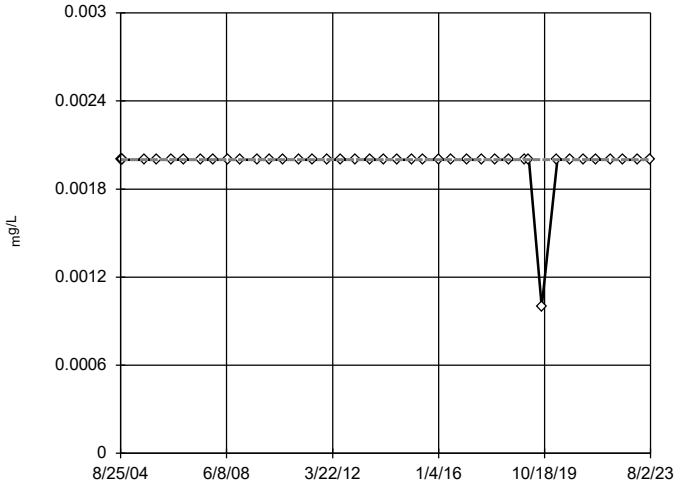

n = 41

No outliers found. Tukey's method selected by user.

Data were x^6 transformed to achieve best W statistic (graph shown in original units).

The results were invalidated, because the lower and upper quartiles are equal.

Constituent: Copper Analysis Run 3/6/2024 11:28 AM View: Outliers

Plant McIntosh Data: McIntosh LF4 CCR

Sanitas™ v.10.0.16 . UG

Tukey's Outlier Screening

GWC-10

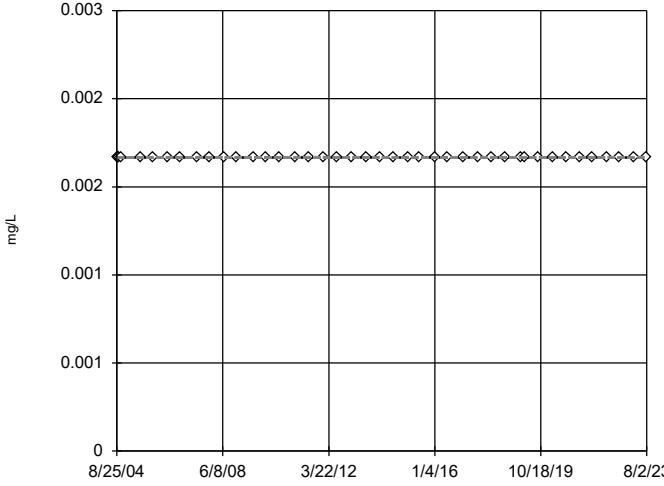

n = 42

No outliers found. Tukey's method selected by user.

Data were square root transformed to achieve best W statistic (graph shown in original units).

The results were invalidated, because the lower and upper quartiles are equal.

Constituent: Copper Analysis Run 3/6/2024 11:28 AM View: Outliers

Plant McIntosh Data: McIntosh LF4 CCR

Sanitas™ v.10.0.16 . UG

Tukey's Outlier Screening

GWC-11

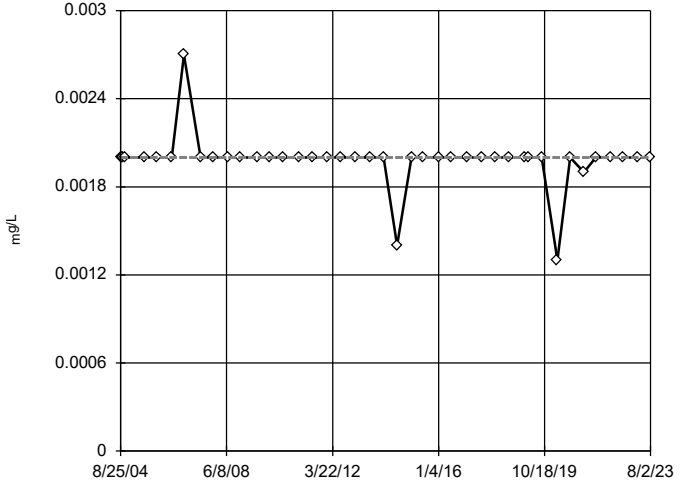

n = 42

No outliers found. Tukey's method selected by user.

Ladder of Powers transformations did not improve normality; analysis run on raw data.

The results were invalidated, because the lower and upper quartiles are equal.

Constituent: Copper Analysis Run 3/6/2024 11:28 AM View: Outliers

Plant McIntosh Data: McIntosh LF4 CCR

Sanitas™ v.10.0.16 . UG

Tukey's Outlier Screening

GWC-12

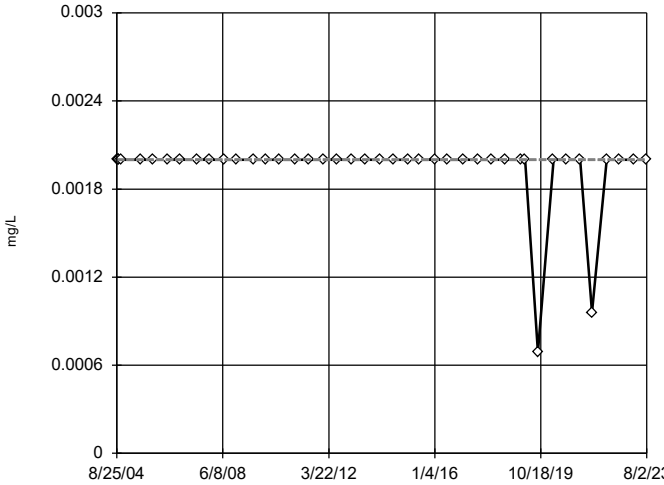

n = 42

No outliers found. Tukey's method selected by user.

Data were natural log transformed to achieve best W statistic (graph shown in original units).

The results were invalidated, because the lower and upper quartiles are equal.

Constituent: Copper Analysis Run 3/6/2024 11:28 AM View: Outliers

Plant McIntosh Data: McIntosh LF4 CCR

Sanitas™ v.10.0.16 . UG

Tukey's Outlier Screening

GWC-17 (bg)

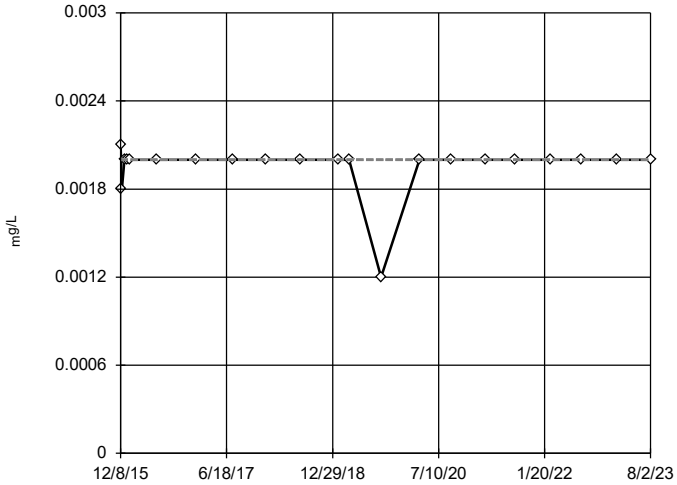

n = 21

No outliers found. Tukey's method selected by user.

Data were x^6 transformed to achieve best W statistic (graph shown in original units).

The results were invalidated, because the lower and upper quartiles are equal.

Constituent: Copper Analysis Run 3/6/2024 11:28 AM View: Outliers

Plant McIntosh Data: McIntosh LF4 CCR

Sanitas™ v.10.0.16 . UG

Tukey's Outlier Screening

GWC-18 (bg)

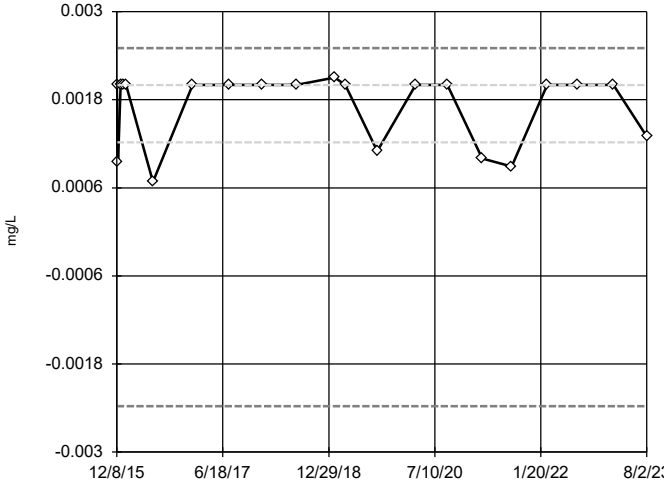

n = 21

No outliers found. Tukey's method selected by user.

Data were x^6 transformed to achieve best W statistic (graph shown in original units).

The results were invalidated, because both the lower and upper quartiles represent reporting limits.

Constituent: Copper Analysis Run 3/6/2024 11:28 AM View: Outliers

Plant McIntosh Data: McIntosh LF4 CCR

Sanitas™ v.10.0.16 . UG

Tukey's Outlier Screening

GWC-19

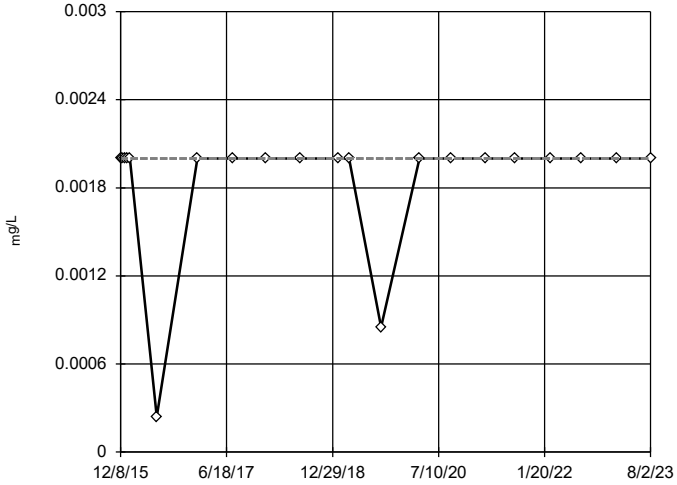

n = 21

No outliers found. Tukey's method selected by user.

Ladder of Powers transformations did not improve normality; analysis run on raw data.

The results were invalidated, because the lower and upper quartiles are equal.

Constituent: Copper Analysis Run 3/6/2024 11:28 AM View: Outliers

Plant McIntosh Data: McIntosh LF4 CCR

Sanitas™ v.10.0.16 . UG

Tukey's Outlier Screening

GWC-20

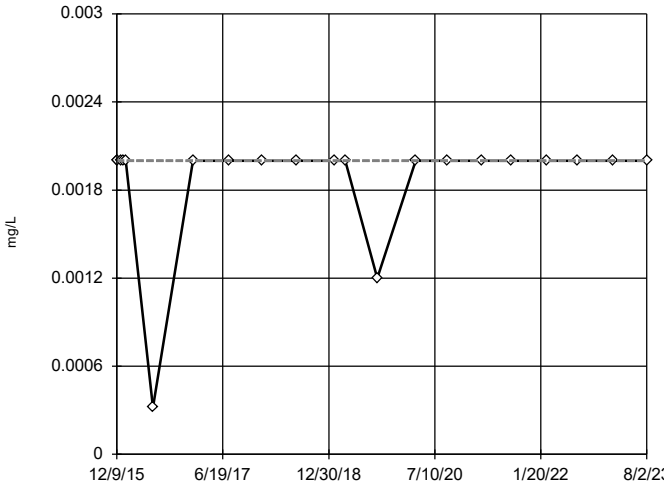

n = 21

No outliers found. Tukey's method selected by user.

Data were square transformed to achieve best W statistic (graph shown in original units).

The results were invalidated, because the lower and upper quartiles are equal.

Constituent: Copper Analysis Run 3/6/2024 11:28 AM View: Outliers

Plant McIntosh Data: McIntosh LF4 CCR

Sanitas™ v.10.0.16 . UG

Tukey's Outlier Screening

GWC-21

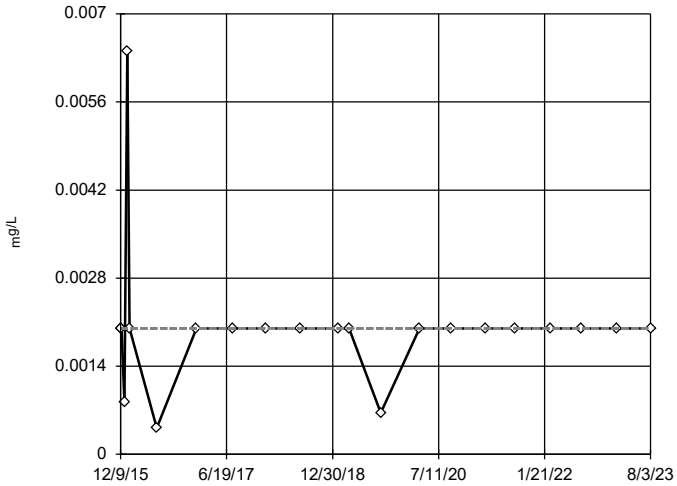

n = 21

No outliers found. Tukey's method selected by user.

Data were natural log transformed to achieve best W statistic (graph shown in original units).

The results were invalidated, because the lower and upper quartiles are equal.

Constituent: Copper Analysis Run 3/6/2024 11:28 AM View: Outliers

Plant McIntosh Data: McIntosh LF4 CCR

Sanitas™ v.10.0.16 . UG

Tukey's Outlier Screening

GWC-23

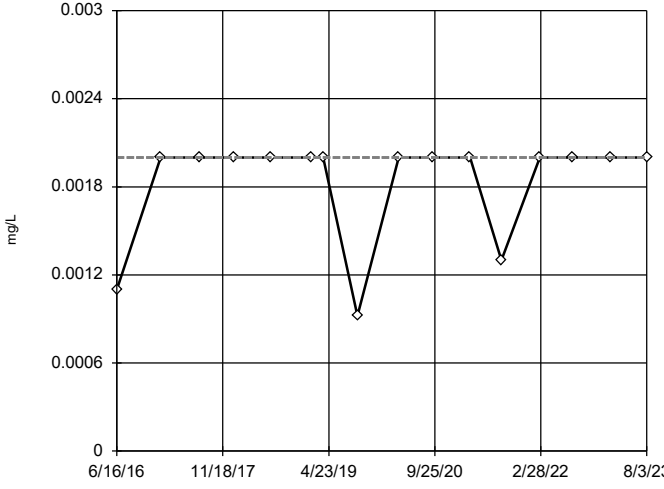

n = 16

No outliers found. Tukey's method selected by user.

Data were natural log transformed to achieve best W statistic (graph shown in original units).

The results were invalidated, because the lower and upper quartiles are equal.

Constituent: Copper Analysis Run 3/6/2024 11:28 AM View: Outliers

Plant McIntosh Data: McIntosh LF4 CCR

Sanitas™ v.10.0.16 . UG

Tukey's Outlier Screening

GWC-9

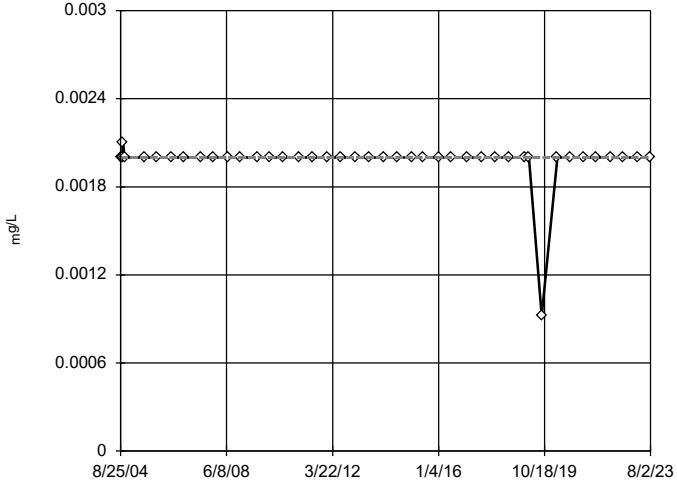

n = 42

No outliers found. Tukey's method selected by user.

Data were x^6 transformed to achieve best W statistic (graph shown in original units).

The results were invalidated, because the lower and upper quartiles are equal.

Constituent: Copper Analysis Run 3/6/2024 11:28 AM View: Outliers

Plant McIntosh Data: McIntosh LF4 CCR

Sanitas™ v.10.0.16 . UG

Tukey's Outlier Screening

GWA-13 (bg)

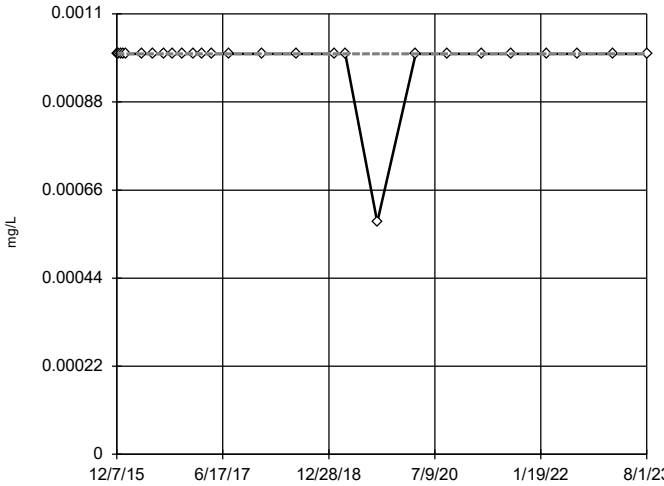

n = 27

No outliers found. Tukey's method selected by user.

Data were cube root transformed to achieve best W statistic (graph shown in original units).

The results were invalidated, because the lower and upper quartiles are equal.

Constituent: Lead Analysis Run 3/6/2024 11:28 AM View: Outliers

Plant McIntosh Data: McIntosh LF4 CCR

Sanitas™ v.10.0.16 . UG

Tukey's Outlier Screening

GWA-14 (bg)

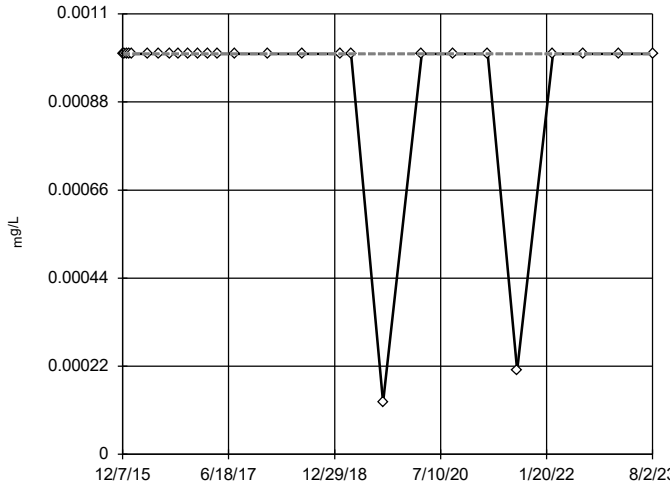

n = 27

No outliers found. Tukey's method selected by user.

Data were natural log transformed to achieve best W statistic (graph shown in original units).

The results were invalidated, because the lower and upper quartiles are equal.

Constituent: Lead Analysis Run 3/6/2024 11:28 AM View: Outliers

Plant McIntosh Data: McIntosh LF4 CCR

Sanitas™ v.10.0.16 . UG

Tukey's Outlier Screening

GWA-15 (bg)

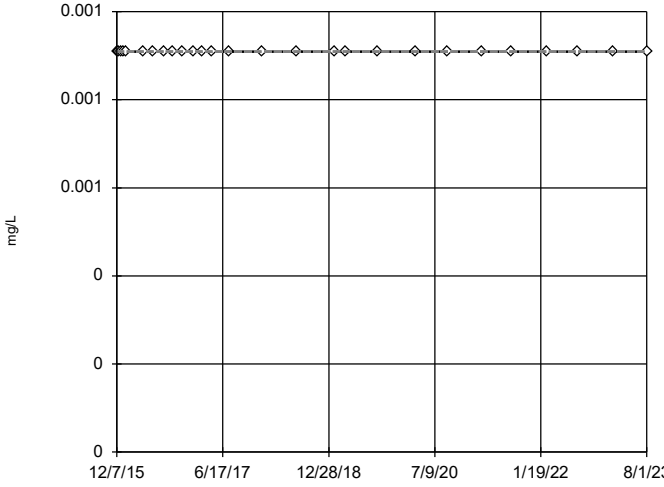

n = 27

No outliers found. Tukey's method selected by user.

Data were square root transformed to achieve best W statistic (graph shown in original units).

The results were invalidated, because the lower and upper quartiles are equal.

Constituent: Lead Analysis Run 3/6/2024 11:28 AM View: Outliers

Plant McIntosh Data: McIntosh LF4 CCR

Sanitas™ v.10.0.16 . UG

Tukey's Outlier Screening

GWA-16 (bg)

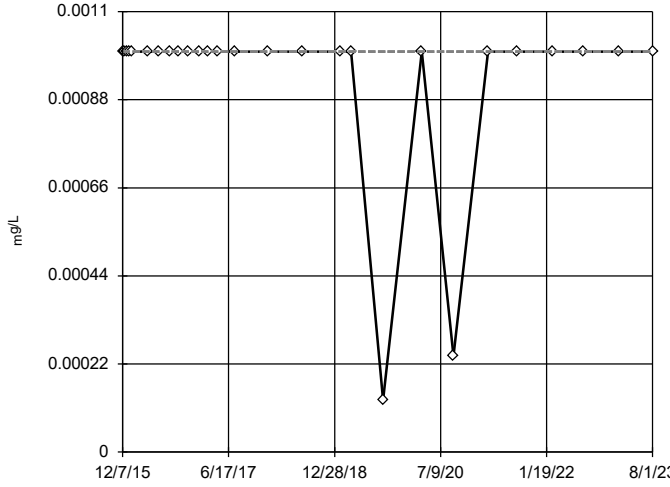

n = 27

No outliers found. Tukey's method selected by user.

Data were natural log transformed to achieve best W statistic (graph shown in original units).

The results were invalidated, because the lower and upper quartiles are equal.

Constituent: Lead Analysis Run 3/6/2024 11:28 AM View: Outliers

Plant McIntosh Data: McIntosh LF4 CCR

Sanitas™ v.10.0.16 . UG

Tukey's Outlier Screening

GWA-2 (bg)

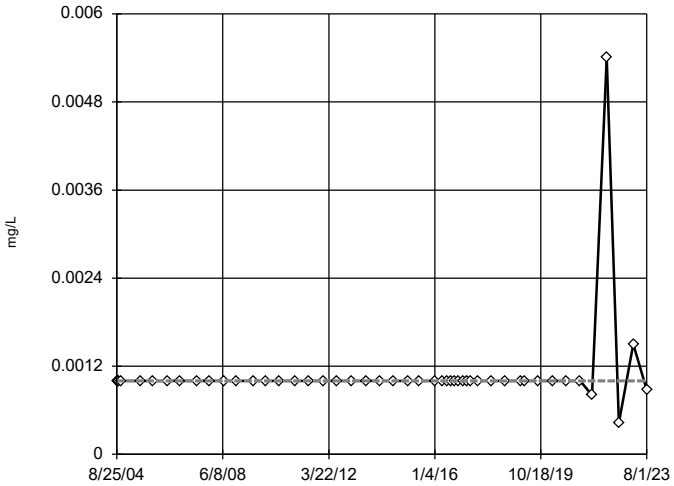

n = 48

No outliers found. Tukey's method selected by user.

Data were natural log transformed to achieve best W statistic (graph shown in original units).

The results were invalidated, because the lower and upper quartiles are equal.

Constituent: Lead Analysis Run 3/6/2024 11:28 AM View: Outliers

Plant McIntosh Data: McIntosh LF4 CCR

Sanitas™ v.10.0.16 . UG

Tukey's Outlier Screening

GWA-3 (bg)

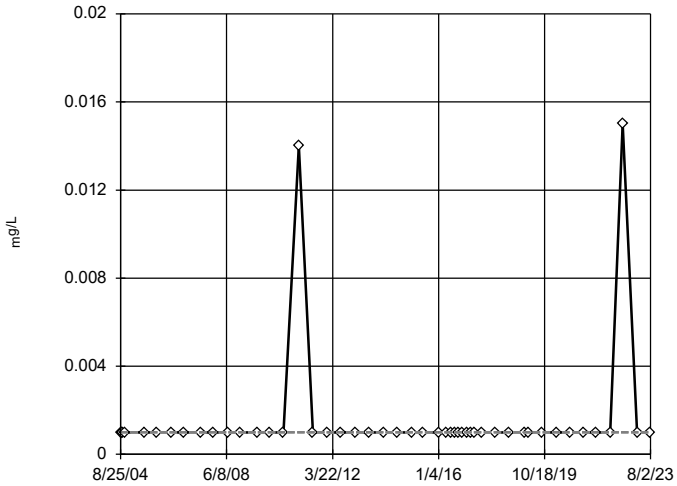

n = 48

No outliers found. Tukey's method selected by user.

Data were x^5 transformed to achieve best W statistic (graph shown in original units).

The results were invalidated, because the lower and upper quartiles are equal.

Constituent: Lead Analysis Run 3/6/2024 11:28 AM View: Outliers

Plant McIntosh Data: McIntosh LF4 CCR

Sanitas™ v.10.0.16 . UG

Tukey's Outlier Screening

GWA-4A (bg)

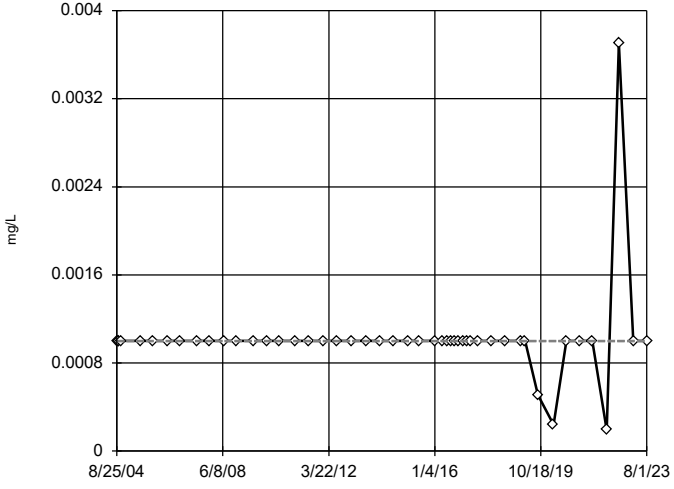

n = 48

No outliers found. Tukey's method selected by user.

Data were cube root transformed to achieve best W statistic (graph shown in original units).

The results were invalidated, because the lower and upper quartiles are equal.

Constituent: Lead Analysis Run 3/6/2024 11:28 AM View: Outliers

Plant McIntosh Data: McIntosh LF4 CCR

Sanitas™ v.10.0.16 . UG

Tukey's Outlier Screening

GWA-5 (bg)

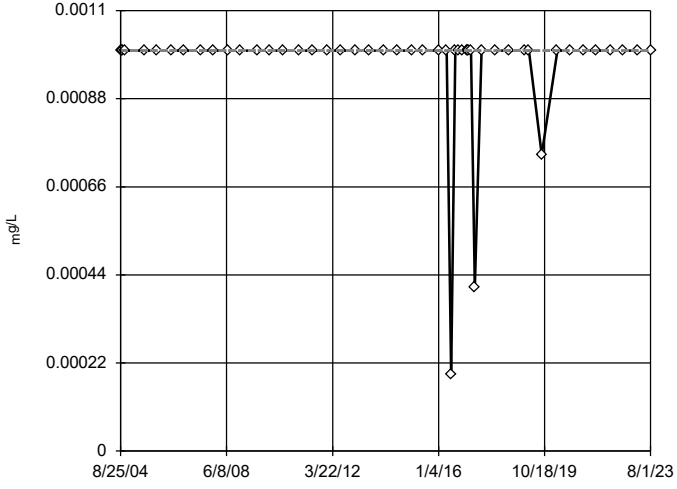

n = 50

No outliers found. Tukey's method selected by user.

Data were cube transformed to achieve best W statistic (graph shown in original units).

The results were invalidated, because the lower and upper quartiles are equal.

Constituent: Lead Analysis Run 3/6/2024 11:28 AM View: Outliers

Plant McIntosh Data: McIntosh LF4 CCR

Sanitas™ v.10.0.16 . UG

Tukey's Outlier Screening

GWC-1

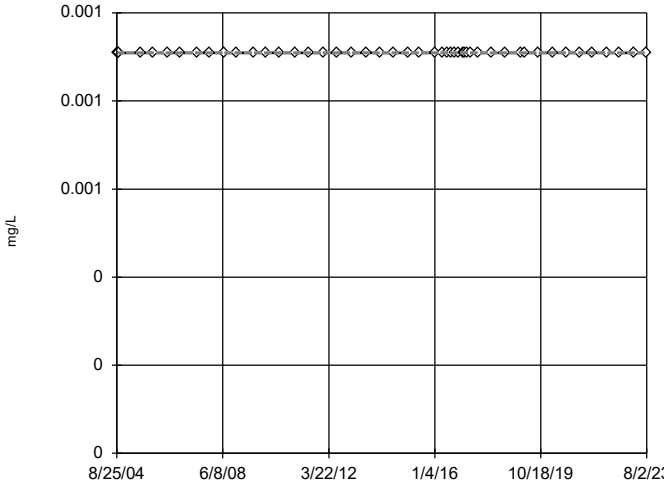

n = 48

No outliers found. Tukey's method selected by user.

Data were square root transformed to achieve best W statistic (graph shown in original units).

The results were invalidated, because the lower and upper quartiles are equal.

Constituent: Lead Analysis Run 3/6/2024 11:29 AM View: Outliers

Plant McIntosh Data: McIntosh LF4 CCR

Sanitas™ v.10.0.16 . UG

Tukey's Outlier Screening

GWC-10

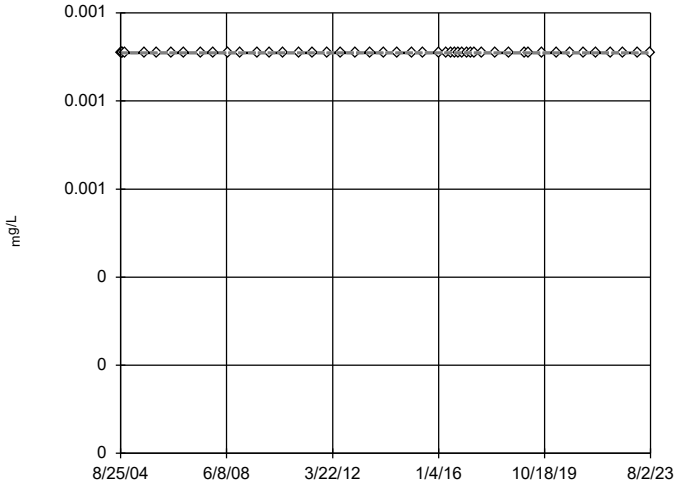

n = 48

No outliers found. Tukey's method selected by user.

Data were square root transformed to achieve best W statistic (graph shown in original units).

The results were invalidated, because the lower and upper quartiles are equal.

Constituent: Lead Analysis Run 3/6/2024 11:29 AM View: Outliers

Plant McIntosh Data: McIntosh LF4 CCR

Sanitas™ v.10.0.16 . UG

Tukey's Outlier Screening

GWC-11

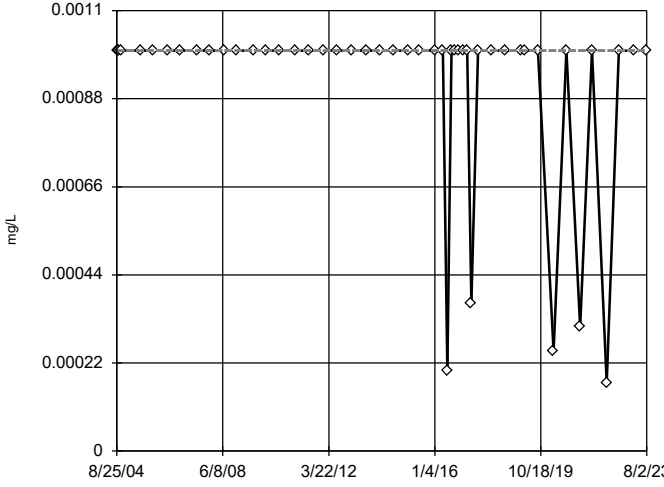

n = 48

No outliers found. Tukey's method selected by user.

Data were natural log transformed to achieve best W statistic (graph shown in original units).

The results were invalidated, because the lower and upper quartiles are equal.

Constituent: Lead Analysis Run 3/6/2024 11:29 AM View: Outliers

Plant McIntosh Data: McIntosh LF4 CCR

Sanitas™ v.10.0.16 . UG

Tukey's Outlier Screening

GWC-12

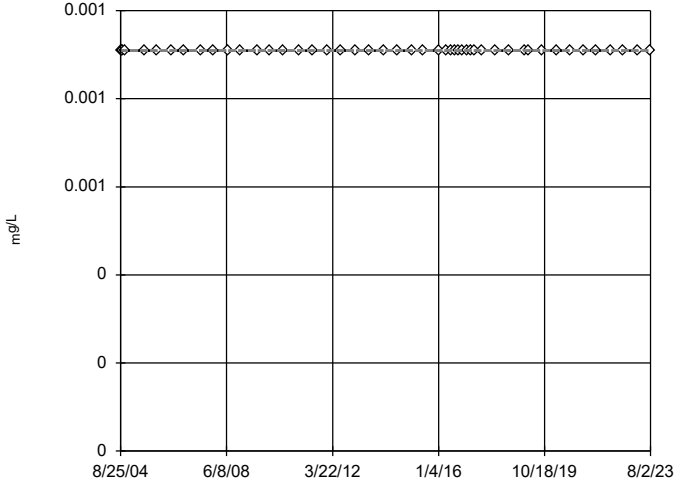

n = 48

No outliers found. Tukey's method selected by user.

Data were square root transformed to achieve best W statistic (graph shown in original units).

The results were invalidated, because the lower and upper quartiles are equal.

Constituent: Lead Analysis Run 3/6/2024 11:29 AM View: Outliers

Plant McIntosh Data: McIntosh LF4 CCR

Sanitas™ v.10.0.16 . UG

Tukey's Outlier Screening

GWC-17 (bg)

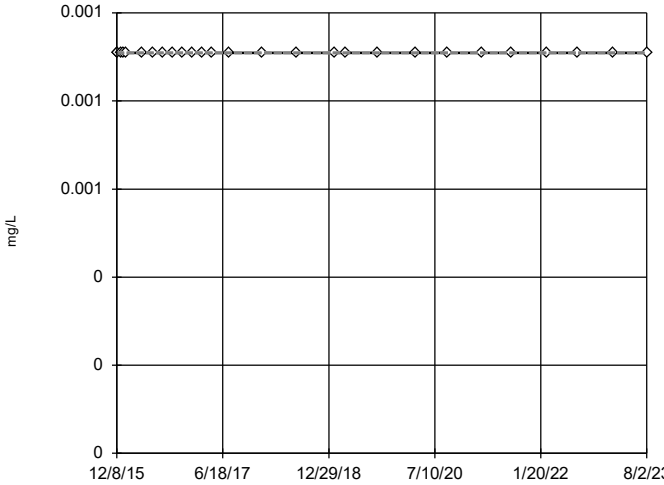

n = 27

No outliers found. Tukey's method selected by user.

Data were square root transformed to achieve best W statistic (graph shown in original units).

The results were invalidated, because the lower and upper quartiles are equal.

Constituent: Lead Analysis Run 3/6/2024 11:29 AM View: Outliers

Plant McIntosh Data: McIntosh LF4 CCR

Sanitas™ v.10.0.16 . UG

Tukey's Outlier Screening

GWC-18 (bg)

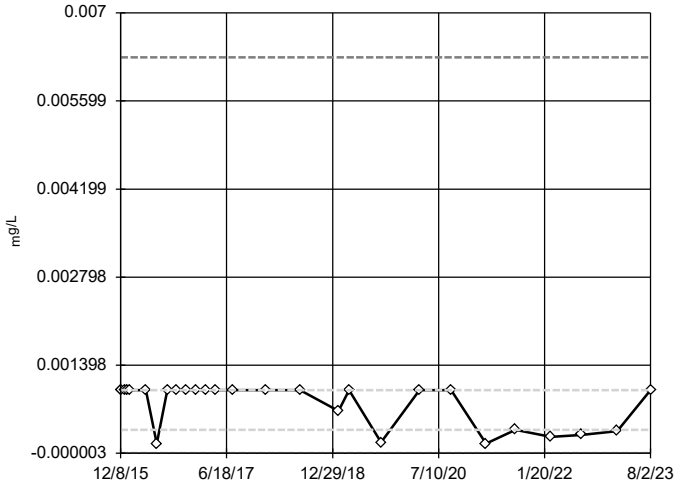

n = 27

No outliers found. Tukey's method selected by user.

Data were cube root transformed to achieve best W statistic (graph shown in original units).

High cutoff = 0.006294, low cutoff = -0.000002116, based on IQR multiplier of 3.

Constituent: Lead Analysis Run 3/6/2024 11:29 AM View: Outliers

Plant McIntosh Data: McIntosh LF4 CCR

Sanitas™ v.10.0.16 . UG

Tukey's Outlier Screening

GWC-19

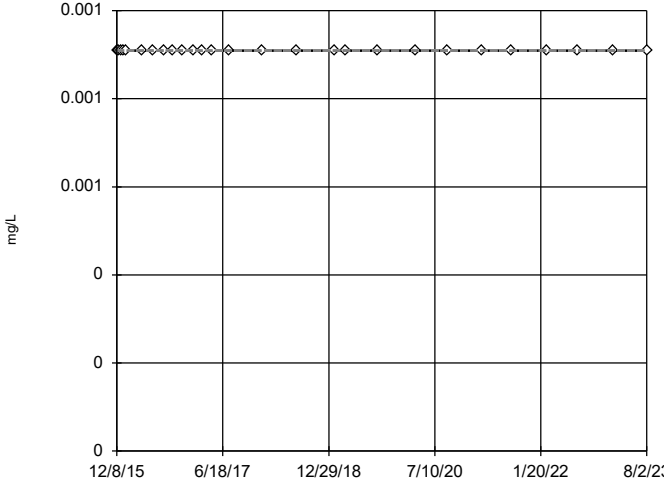

n = 27

No outliers found. Tukey's method selected by user.

Data were square root transformed to achieve best W statistic (graph shown in original units).

The results were invalidated, because the lower and upper quartiles are equal.

Constituent: Lead Analysis Run 3/6/2024 11:29 AM View: Outliers

Plant McIntosh Data: McIntosh LF4 CCR

Sanitas™ v.10.0.16 . UG

Tukey's Outlier Screening

GWC-20

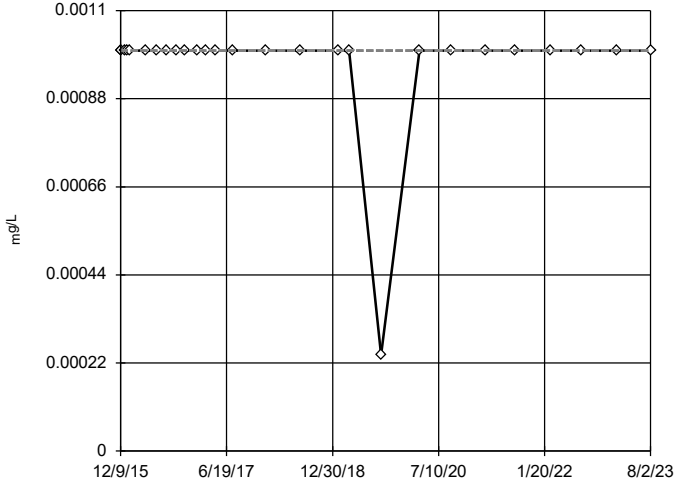

n = 27

No outliers found. Tukey's method selected by user.

Data were square transformed to achieve best W statistic (graph shown in original units).

The results were invalidated, because the lower and upper quartiles are equal.

Constituent: Lead Analysis Run 3/6/2024 11:29 AM View: Outliers

Plant McIntosh Data: McIntosh LF4 CCR

Sanitas™ v.10.0.16 . UG

Tukey's Outlier Screening

GWC-21

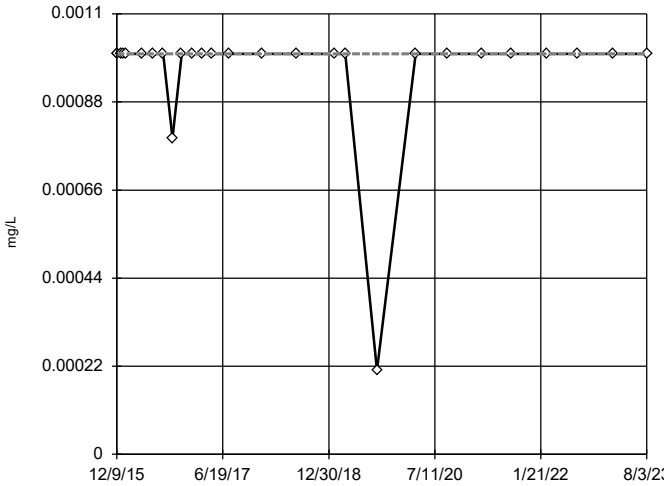

n = 27

No outliers found. Tukey's method selected by user.

Data were x^5 transformed to achieve best W statistic (graph shown in original units).

The results were invalidated, because the lower and upper quartiles are equal.

Constituent: Lead Analysis Run 3/6/2024 11:29 AM View: Outliers

Plant McIntosh Data: McIntosh LF4 CCR

Sanitas™ v.10.0.16 . UG

Tukey's Outlier Screening

GWC-23

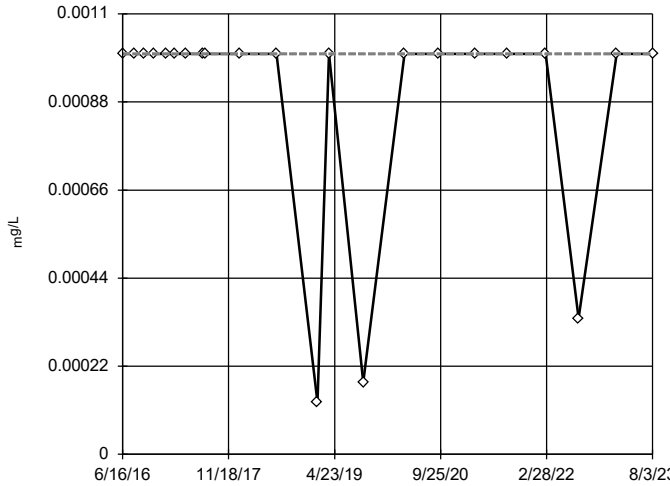

n = 22

No outliers found. Tukey's method selected by user.

Data were cube root transformed to achieve best W statistic (graph shown in original units).

The results were invalidated, because the lower and upper quartiles are equal.

Constituent: Lead Analysis Run 3/6/2024 11:29 AM View: Outliers

Plant McIntosh Data: McIntosh LF4 CCR

Sanitas™ v.10.0.16 . UG

Tukey's Outlier Screening

GWC-9

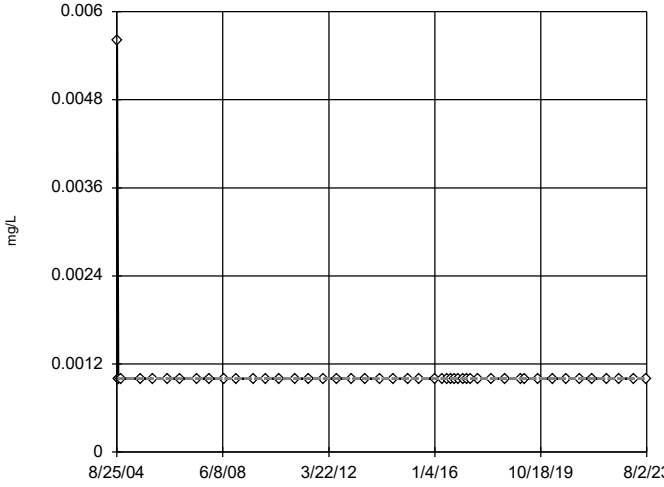

n = 48

No outliers found. Tukey's method selected by user.

Data were x^4 transformed to achieve best W statistic (graph shown in original units).

The results were invalidated, because the lower and upper quartiles are equal.

Constituent: Lead Analysis Run 3/6/2024 11:29 AM View: Outliers

Plant McIntosh Data: McIntosh LF4 CCR

Sanitas™ v.10.0.16 . UG

Tukey's Outlier Screening

GWA-13 (bg)

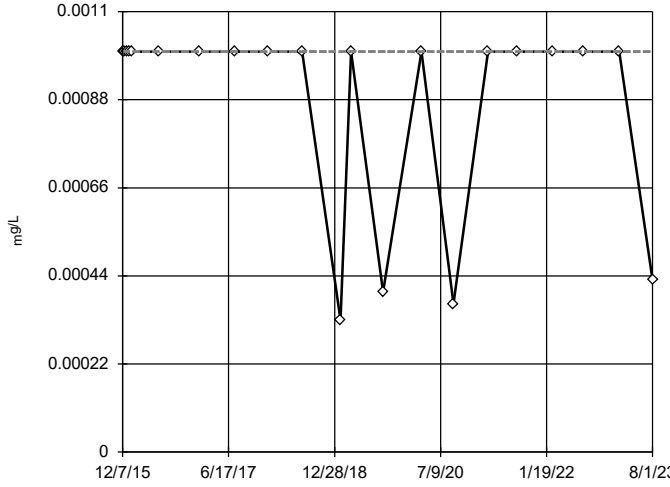

n = 21

No outliers found. Tukey's method selected by user.

Data were natural log transformed to achieve best W statistic (graph shown in original units).

The results were invalidated, because the lower and upper quartiles are equal.

Constituent: Nickel Analysis Run 3/6/2024 11:29 AM View: Outliers

Plant McIntosh Data: McIntosh LF4 CCR

Tukey's Outlier Screening

GWA-14 (bg)

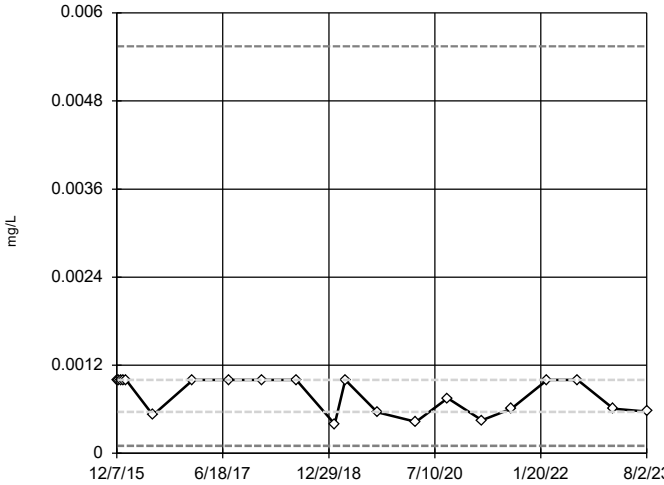

n = 21

No outliers found. Tukey's method selected by user.

Data were natural log transformed to achieve best W statistic (graph shown in original units).

High cutoff = 0.005545, low cutoff = 0.0001019, based on IQR multiplier of 3.

Constituent: Nickel Analysis Run 3/6/2024 11:29 AM View: Outliers

Plant McIntosh Data: McIntosh LF4 CCR

Sanitas™ v.10.0.16 . UG

Tukey's Outlier Screening

GWA-15 (bg)

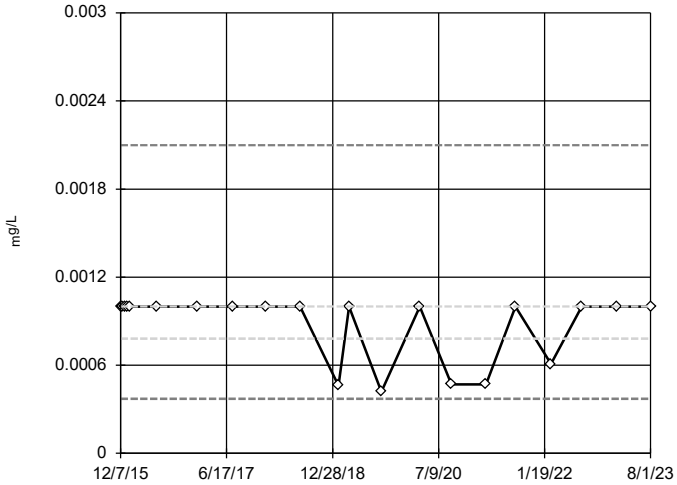

n = 21

No outliers found. Tukey's method selected by user.

Data were natural log transformed to achieve best W statistic (graph shown in original units).

High cutoff = 0.002099, low cutoff = 0.0003721, based on IQR multiplier of 3.

Constituent: Nickel Analysis Run 3/6/2024 11:29 AM View: Outliers

Plant McIntosh Data: McIntosh LF4 CCR

Sanitas™ v.10.0.16 . UG

Tukey's Outlier Screening

GWA-16 (bg)

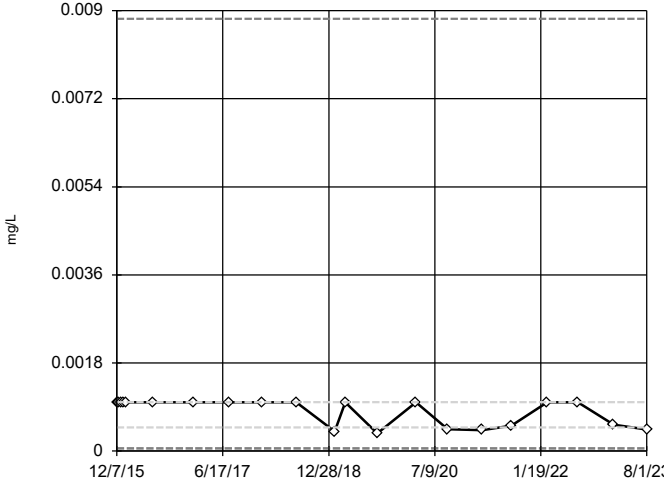

n = 21

No outliers found. Tukey's method selected by user.

Data were natural log transformed to achieve best W statistic (graph shown in original units).

High cutoff = 0.008834, low cutoff = 0.00005476, based on IQR multiplier of 3.

Constituent: Nickel Analysis Run 3/6/2024 11:29 AM View: Outliers

Plant McIntosh Data: McIntosh LF4 CCR

Sanitas™ v.10.0.16 . UG

Tukey's Outlier Screening

GWA-2 (bg)

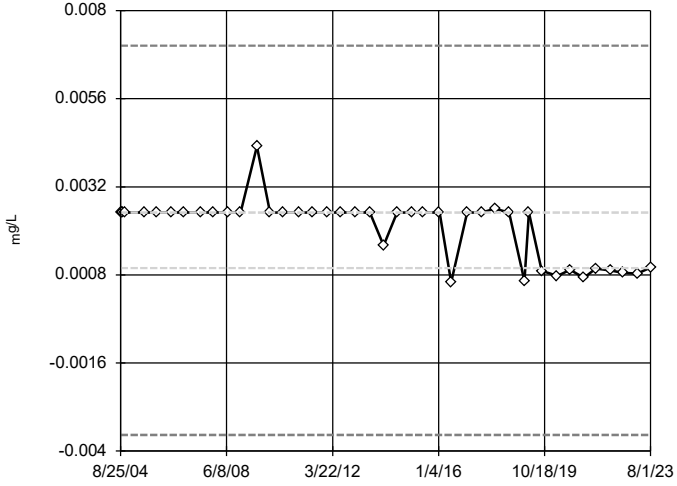

n = 42

No outliers found. Tukey's method selected by user.

Ladder of Powers transformations did not improve normality; analysis run on raw data.

High cutoff = 0.007045, low cutoff = -0.00356, based on IQR multiplier of 3.

Constituent: Nickel Analysis Run 3/6/2024 11:29 AM View: Outliers

Plant McIntosh Data: McIntosh LF4 CCR

Sanitas™ v.10.0.16 . UG

Tukey's Outlier Screening

GWA-3 (bg)

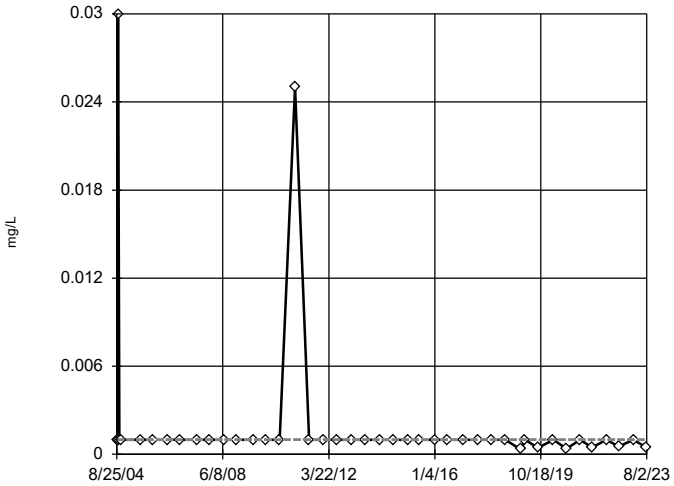

n = 42

No outliers found. Tukey's method selected by user.

Data were natural log transformed to achieve best W statistic (graph shown in original units).

The results were invalidated, because the lower and upper quartiles are equal.

Constituent: Nickel Analysis Run 3/6/2024 11:29 AM View: Outliers

Plant McIntosh Data: McIntosh LF4 CCR

Sanitas™ v.10.0.16 . UG

Tukey's Outlier Screening

GWA-4A (bg)

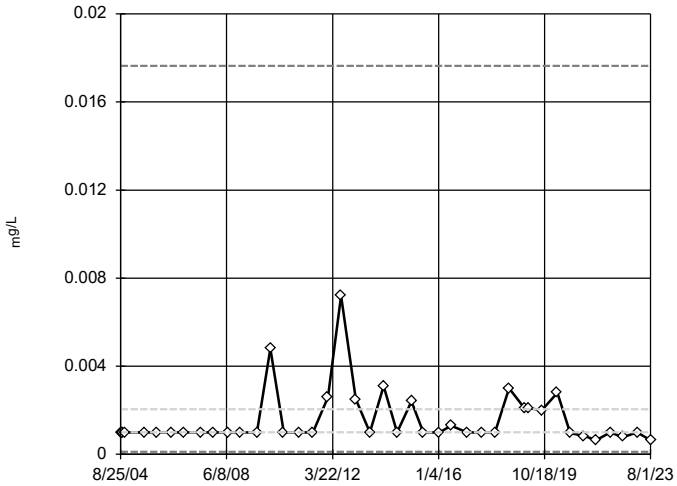

n = 42

No outliers found. Tukey's method selected by user.

Data were natural log transformed to achieve best W statistic (graph shown in original units).

High cutoff = 0.01764, low cutoff = 0.0001162, based on IQR multiplier of 3.

Constituent: Nickel Analysis Run 3/6/2024 11:29 AM View: Outliers

Plant McIntosh Data: McIntosh LF4 CCR

Sanitas™ v.10.0.16 . UG

Tukey's Outlier Screening

GWA-5 (bg)

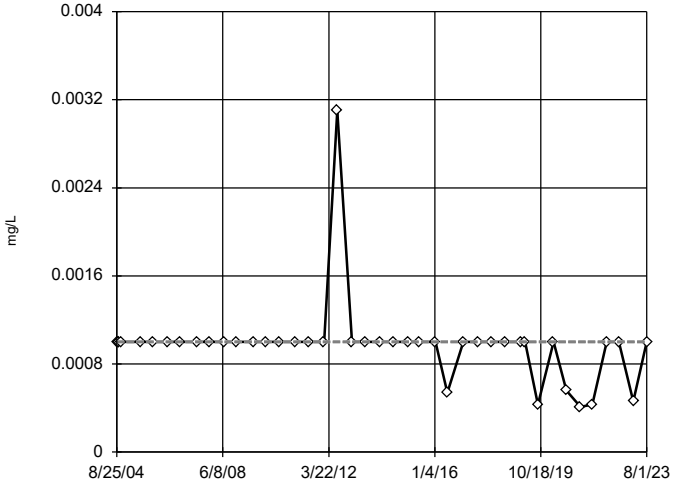

n = 42

No outliers found. Tukey's method selected by user.

Data were natural log transformed to achieve best W statistic (graph shown in original units).

The results were invalidated, because the lower and upper quartiles are equal.

Constituent: Nickel Analysis Run 3/6/2024 11:29 AM View: Outliers

Plant McIntosh Data: McIntosh LF4 CCR

Sanitas™ v.10.0.16 . UG

Tukey's Outlier Screening

GWC-1

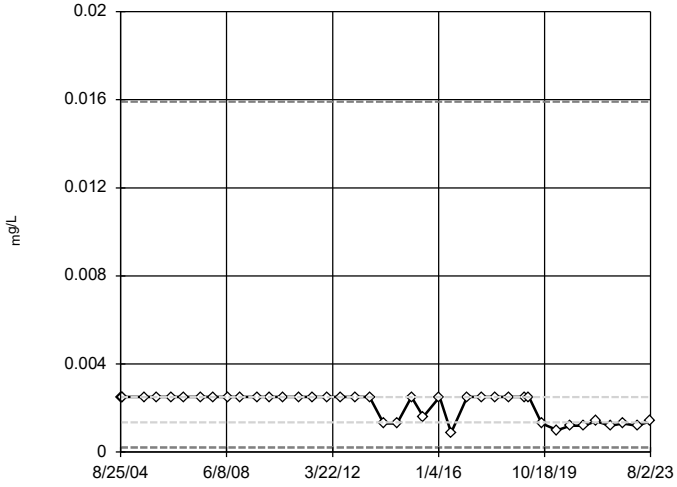

n = 41

No outliers found. Tukey's method selected by user.

Data were natural log transformed to achieve best W statistic (graph shown in original units).

High cutoff = 0.01591, low cutoff = 0.000212, based on IQR multiplier of 3.

Constituent: Nickel Analysis Run 3/6/2024 11:29 AM View: Outliers

Plant McIntosh Data: McIntosh LF4 CCR

Sanitas™ v.10.0.16 . UG

Tukey's Outlier Screening

GWC-10

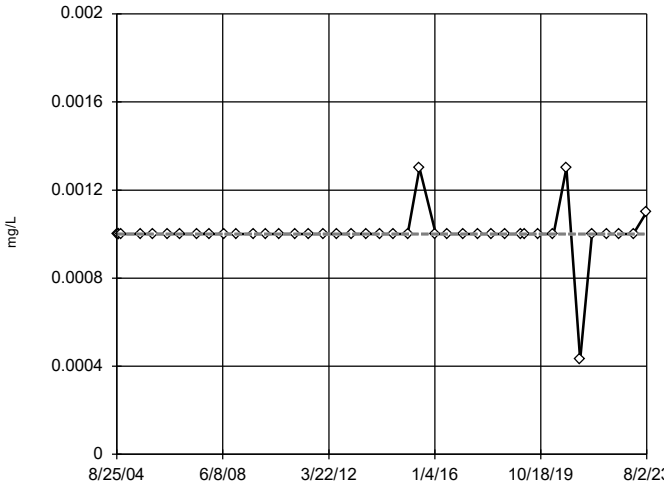

n = 42

No outliers found. Tukey's method selected by user.

Data were square transformed to achieve best W statistic (graph shown in original units).

The results were invalidated, because the lower and upper quartiles are equal.

Constituent: Nickel Analysis Run 3/6/2024 11:29 AM View: Outliers

Plant McIntosh Data: McIntosh LF4 CCR

Sanitas™ v.10.0.16 . UG

Tukey's Outlier Screening

GWC-11

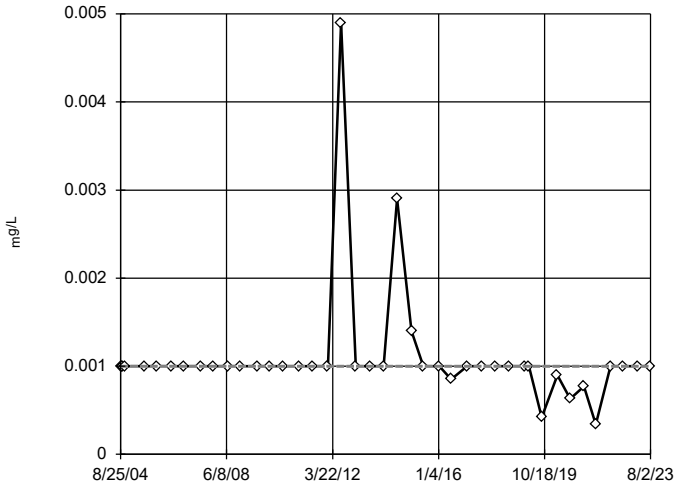

n = 42

No outliers found. Tukey's method selected by user.

Data were natural log transformed to achieve best W statistic (graph shown in original units).

The results were invalidated, because the lower and upper quartiles are equal.

Constituent: Nickel Analysis Run 3/6/2024 11:29 AM View: Outliers

Plant McIntosh Data: McIntosh LF4 CCR

Sanitas™ v.10.0.16 . UG

Tukey's Outlier Screening

GWC-12

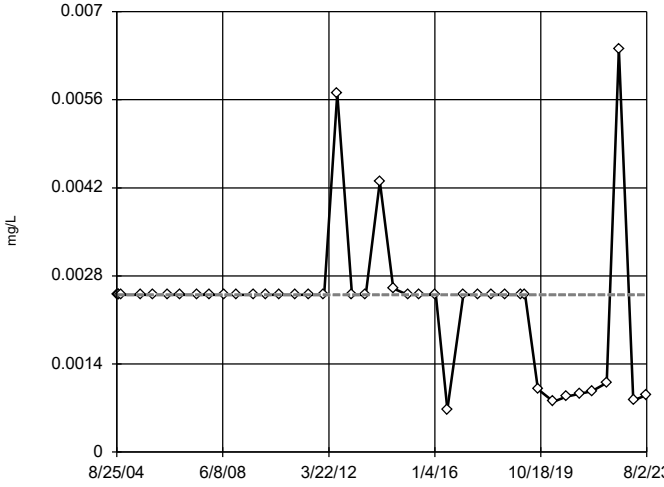

n = 42

No outliers found. Tukey's method selected by user.

Data were cube root transformed to achieve best W statistic (graph shown in original units).

The results were invalidated, because the lower and upper quartiles are equal.

Constituent: Nickel Analysis Run 3/6/2024 11:29 AM View: Outliers

Plant McIntosh Data: McIntosh LF4 CCR

Sanitas™ v.10.0.16 . UG

Tukey's Outlier Screening

GWC-17 (bg)

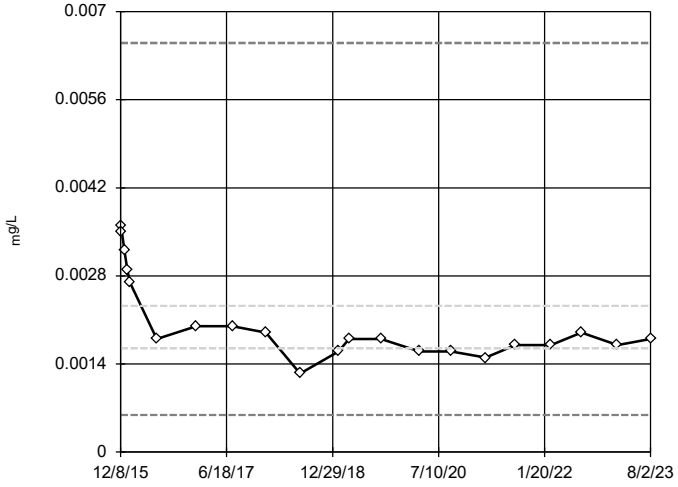

n = 21

No outliers found. Tukey's method selected by user.

Data were natural log transformed to achieve best W statistic (graph shown in original units).

High cutoff = 0.0065, low cutoff = 0.0005896, based on IQR multiplier of 3.

Constituent: Nickel Analysis Run 3/6/2024 11:29 AM View: Outliers

Plant McIntosh Data: McIntosh LF4 CCR

Sanitas™ v.10.0.16 . UG

Tukey's Outlier Screening

GWC-18 (bg)

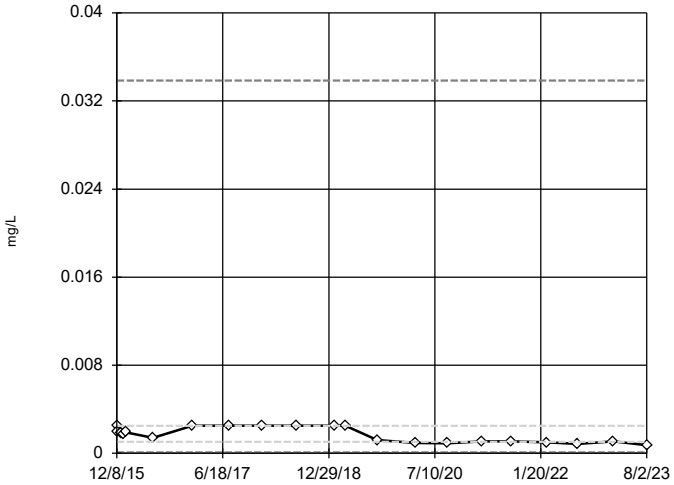

n = 21

No outliers found. Tukey's method selected by user.

Data were natural log transformed to achieve best W statistic (graph shown in original units).

High cutoff = 0.03386, low cutoff = 0.00007744, based on IQR multiplier of 3.

Constituent: Nickel Analysis Run 3/6/2024 11:29 AM View: Outliers

Plant McIntosh Data: McIntosh LF4 CCR

Sanitas™ v.10.0.16 . UG

Tukey's Outlier Screening

GWC-19

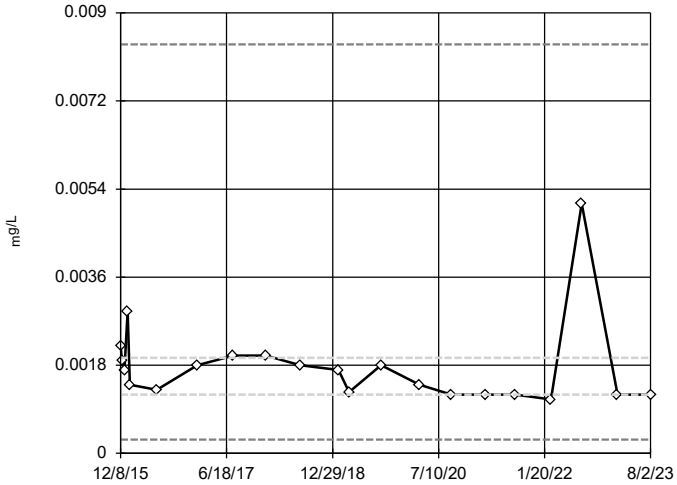

n = 21

No outliers found. Tukey's method selected by user.

Data were natural log transformed to achieve best W statistic (graph shown in original units).

High cutoff = 0.008356, low cutoff = 0.0002799, based on IQR multiplier of 3.

Constituent: Nickel Analysis Run 3/6/2024 11:29 AM View: Outliers

Plant McIntosh Data: McIntosh LF4 CCR

Sanitas™ v.10.0.16 . UG

Tukey's Outlier Screening

GWC-20

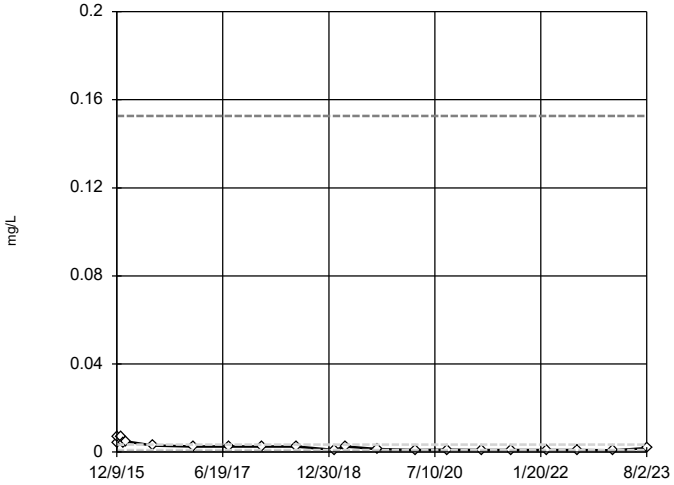

n = 21

No outliers found. Tukey's method selected by user.

Data were natural log transformed to achieve best W statistic (graph shown in original units).

High cutoff = 0.1526, low cutoff = 0.00002161, based on IQR multiplier of 3.

Constituent: Nickel Analysis Run 3/6/2024 11:29 AM View: Outliers

Plant McIntosh Data: McIntosh LF4 CCR

Sanitas™ v.10.0.16 . UG

Tukey's Outlier Screening

GWC-21

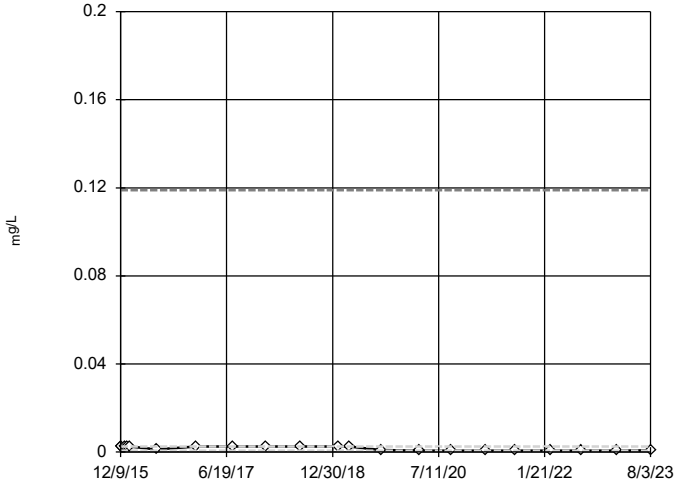

n = 21

No outliers found. Tukey's method selected by user.

Data were natural log transformed to achieve best W statistic (graph shown in original units).

High cutoff = 0.1189, low cutoff = 0.0000145, based on IQR multiplier of 3.

Constituent: Nickel Analysis Run 3/6/2024 11:29 AM View: Outliers

Plant McIntosh Data: McIntosh LF4 CCR

Sanitas™ v.10.0.16 . UG

Tukey's Outlier Screening

GWC-23

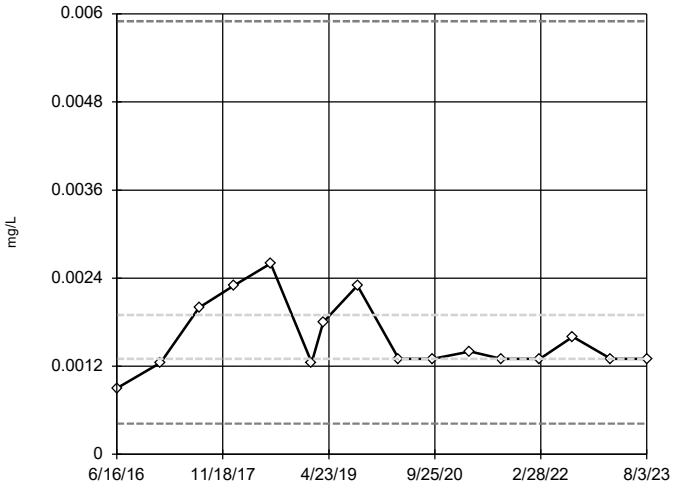

n = 16

No outliers found. Tukey's method selected by user.

Data were natural log transformed to achieve best W statistic (graph shown in original units).

High cutoff = 0.005899, low cutoff = 0.0004181, based on IQR multiplier of 3.

Constituent: Nickel Analysis Run 3/6/2024 11:29 AM View: Outliers

Plant McIntosh Data: McIntosh LF4 CCR

Sanitas™ v.10.0.16 . UG

Tukey's Outlier Screening

GWC-9

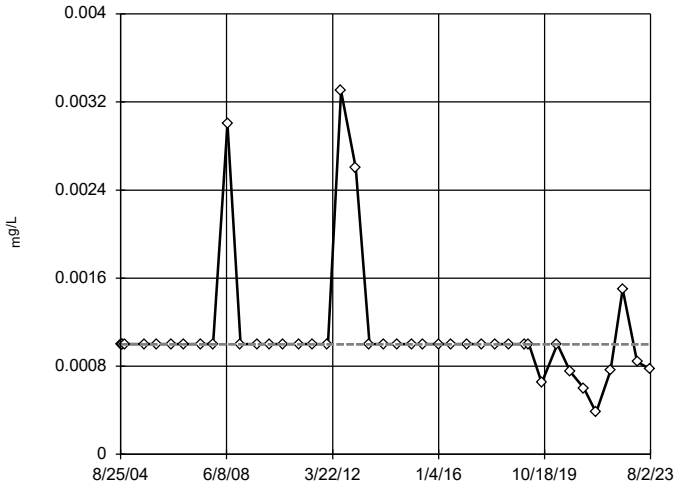

n = 42

No outliers found. Tukey's method selected by user.

Data were natural log transformed to achieve best W statistic (graph shown in original units).

The results were invalidated, because the lower and upper quartiles are equal.

Constituent: Nickel Analysis Run 3/6/2024 11:29 AM View: Outliers

Plant McIntosh Data: McIntosh LF4 CCR

Sanitas™ v.10.0.16 . UG

Tukey's Outlier Screening

GWA-13 (bg)

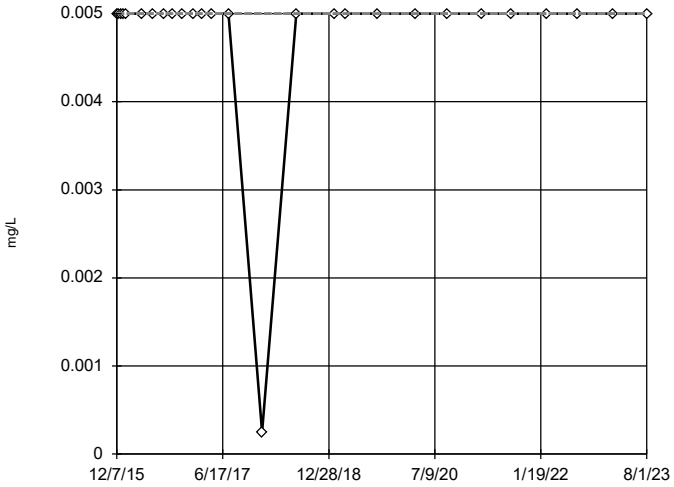

n = 27

No outliers found. Tukey's method selected by user.

Data were x^6 transformed to achieve best W statistic (graph shown in original units).

The results were invalidated, because the lower and upper quartiles are equal.

Constituent: Selenium Analysis Run 3/6/2024 11:29 AM View: Outliers

Plant McIntosh Data: McIntosh LF4 CCR

Sanitas™ v.10.0.16 . UG

Tukey's Outlier Screening

GWA-14 (bg)

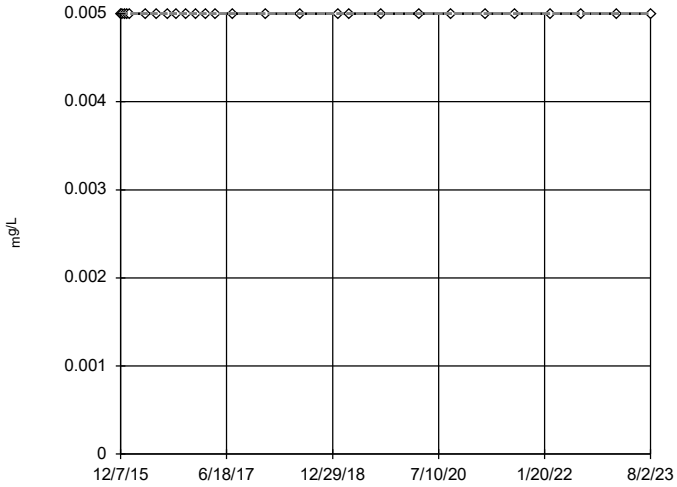

n = 27

No outliers found. Tukey's method selected by user.

Data were square root transformed to achieve best W statistic (graph shown in original units).

The results were invalidated, because the lower and upper quartiles are equal.

Constituent: Selenium Analysis Run 3/6/2024 11:29 AM View: Outliers

Plant McIntosh Data: McIntosh LF4 CCR

Sanitas™ v.10.0.16 . UG

Tukey's Outlier Screening

GWA-15 (bg)

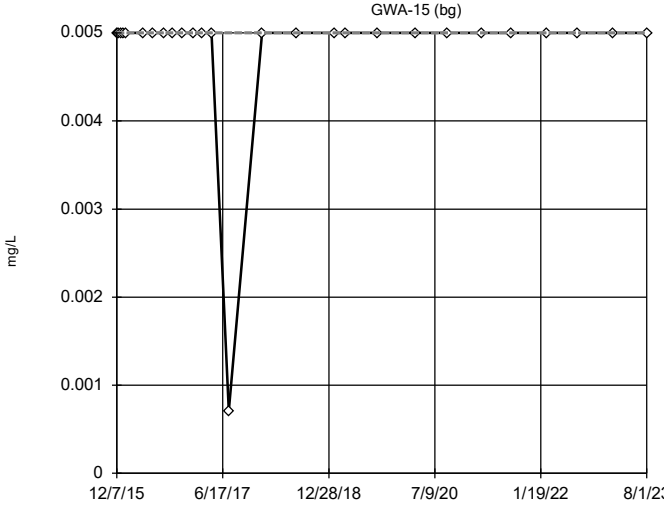

n = 27

No outliers found. Tukey's method selected by user.

Data were x^6 transformed to achieve best W statistic (graph shown in original units).

The results were invalidated, because the lower and upper quartiles are equal.

Constituent: Selenium Analysis Run 3/6/2024 11:29 AM View: Outliers

Plant McIntosh Data: McIntosh LF4 CCR

Sanitas™ v.10.0.16 . UG

Tukey's Outlier Screening

GWA-16 (bg)

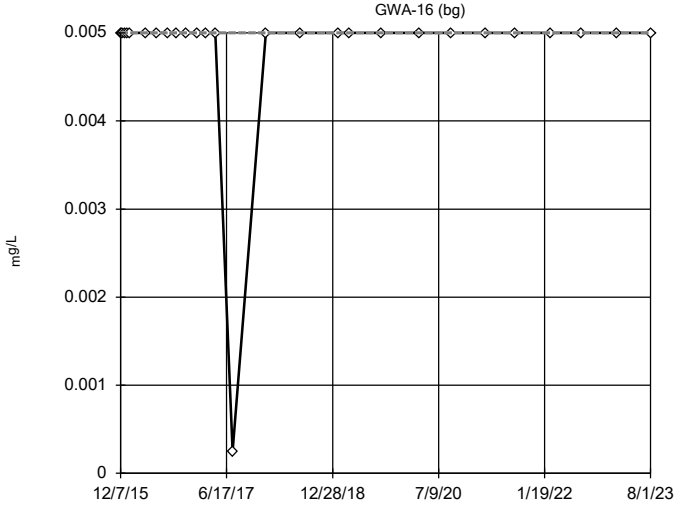

n = 27

No outliers found. Tukey's method selected by user.

Data were x^6 transformed to achieve best W statistic (graph shown in original units).

The results were invalidated, because the lower and upper quartiles are equal.

Constituent: Selenium Analysis Run 3/6/2024 11:29 AM View: Outliers

Plant McIntosh Data: McIntosh LF4 CCR

Sanitas™ v.10.0.16 . UG

Tukey's Outlier Screening

GWA-2 (bg)

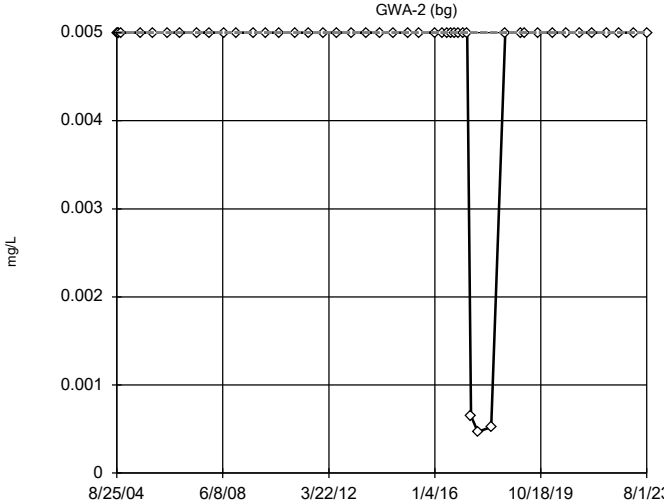

n = 48

No outliers found. Tukey's method selected by user.

Data were natural log transformed to achieve best W statistic (graph shown in original units).

The results were invalidated, because the lower and upper quartiles are equal.

Constituent: Selenium Analysis Run 3/6/2024 11:29 AM View: Outliers

Plant McIntosh Data: McIntosh LF4 CCR

Sanitas™ v.10.0.16 . UG

Tukey's Outlier Screening

GWA-3 (bg)

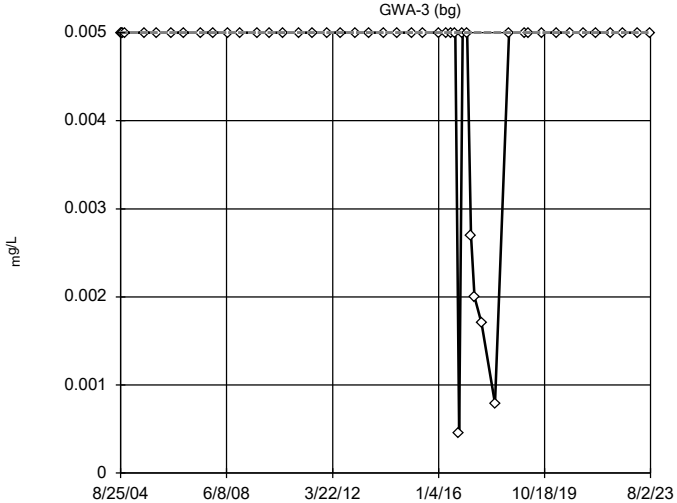

n = 48

No outliers found. Tukey's method selected by user.

Ladder of Powers transformations did not improve normality; analysis run on raw data.

The results were invalidated, because the lower and upper quartiles are equal.

Constituent: Selenium Analysis Run 3/6/2024 11:29 AM View: Outliers

Plant McIntosh Data: McIntosh LF4 CCR

Tukey's Outlier Screening

GWA-4A (bg)

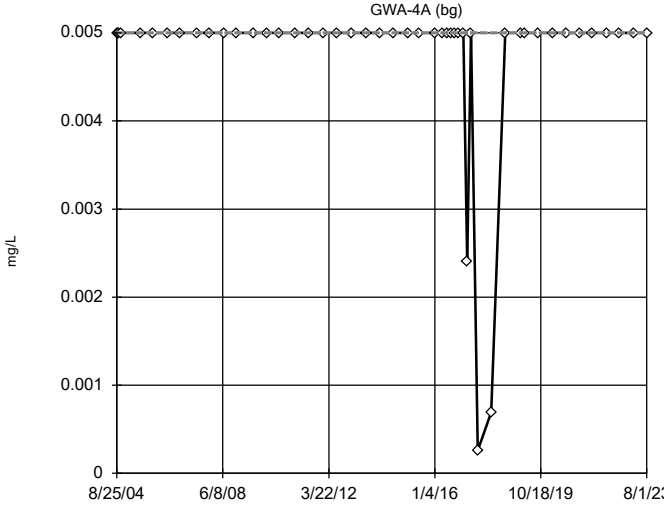

n = 48

No outliers found. Tukey's method selected by user.

Ladder of Powers transformations did not improve normality; analysis run on raw data.

The results were invalidated, because the lower and upper quartiles are equal.

Constituent: Selenium Analysis Run 3/6/2024 11:29 AM View: Outliers

Plant McIntosh Data: McIntosh LF4 CCR

Sanitas™ v.10.0.16 . UG

Tukey's Outlier Screening

GWA-5 (bg)

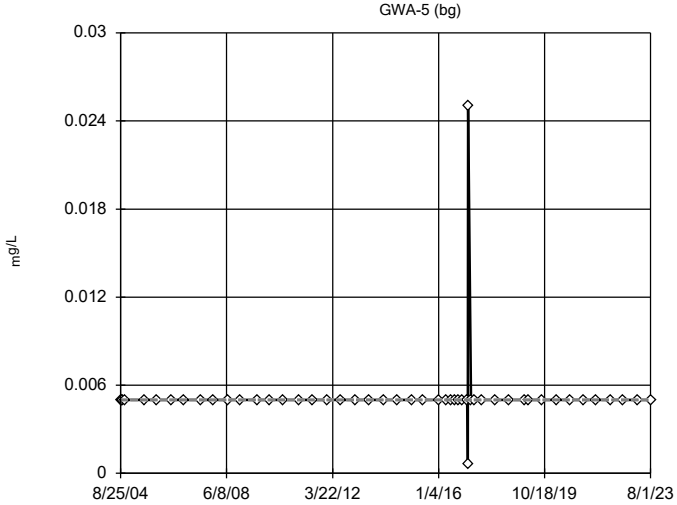

n = 50

No outliers found. Tukey's method selected by user.

Data were natural log transformed to achieve best W statistic (graph shown in original units).

The results were invalidated, because the lower and upper quartiles are equal.

Constituent: Selenium Analysis Run 3/6/2024 11:29 AM View: Outliers

Plant McIntosh Data: McIntosh LF4 CCR

Sanitas™ v.10.0.16 . UG

Tukey's Outlier Screening

GWC-1

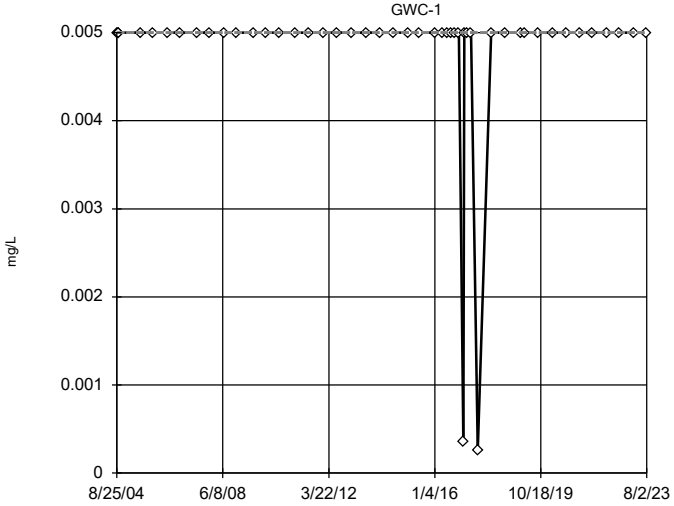

n = 48

No outliers found. Tukey's method selected by user.

Data were natural log transformed to achieve best W statistic (graph shown in original units).

The results were invalidated, because the lower and upper quartiles are equal.

Constituent: Selenium Analysis Run 3/6/2024 11:29 AM View: Outliers

Plant McIntosh Data: McIntosh LF4 CCR

Sanitas™ v.10.0.16 . UG

Tukey's Outlier Screening

GWC-10

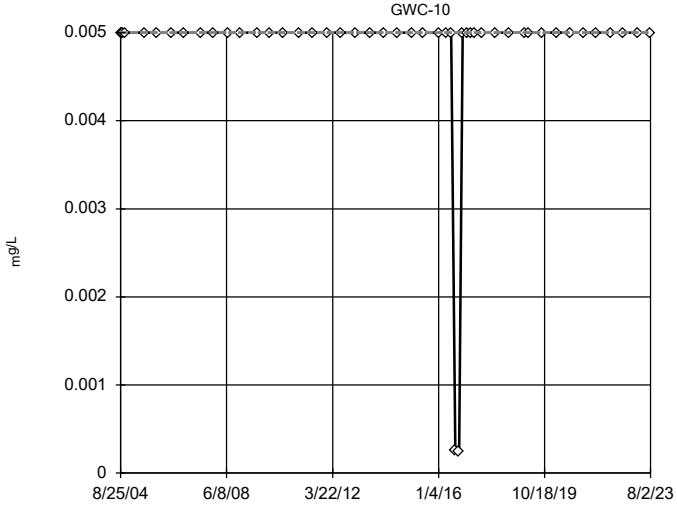

n = 48

No outliers found. Tukey's method selected by user.

Data were natural log transformed to achieve best W statistic (graph shown in original units).

The results were invalidated, because the lower and upper quartiles are equal.

Constituent: Selenium Analysis Run 3/6/2024 11:29 AM View: Outliers

Plant McIntosh Data: McIntosh LF4 CCR

Tukey's Outlier Screening

GWC-11

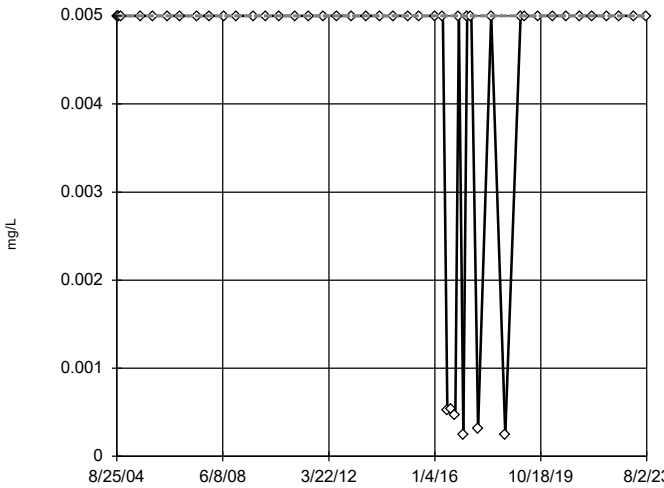

n = 48

No outliers found. Tukey's method selected by user.

Data were natural log transformed to achieve best W statistic (graph shown in original units).

The results were invalidated, because the lower and upper quartiles are equal.

Constituent: Selenium Analysis Run 3/6/2024 11:29 AM View: Outliers

Plant McIntosh Data: McIntosh LF4 CCR

Sanitas™ v.10.0.16 . UG

Tukey's Outlier Screening

GWC-12

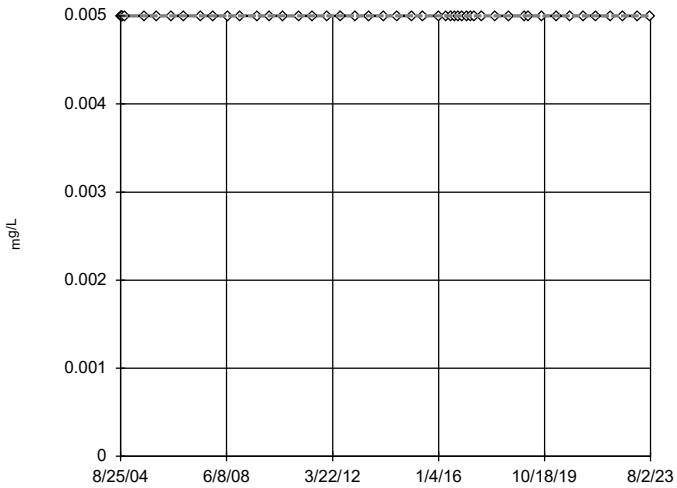

n = 48

No outliers found. Tukey's method selected by user.

Data were square root transformed to achieve best W statistic (graph shown in original units).

The results were invalidated, because the lower and upper quartiles are equal.

Constituent: Selenium Analysis Run 3/6/2024 11:29 AM View: Outliers

Plant McIntosh Data: McIntosh LF4 CCR

Sanitas™ v.10.0.16 . UG

Tukey's Outlier Screening

GWC-17 (bg)

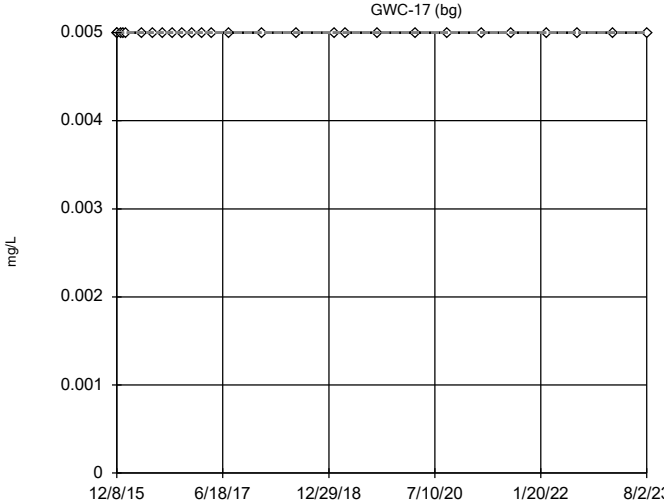

n = 27

No outliers found. Tukey's method selected by user.

Data were square root transformed to achieve best W statistic (graph shown in original units).

The results were invalidated, because the lower and upper quartiles are equal.

Constituent: Selenium Analysis Run 3/6/2024 11:29 AM View: Outliers

Plant McIntosh Data: McIntosh LF4 CCR

Sanitas™ v.10.0.16 . UG

Tukey's Outlier Screening

GWC-18 (bg)

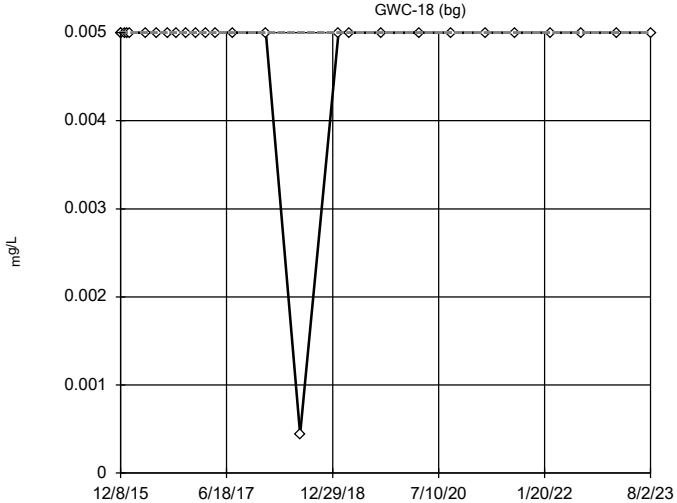

n = 27

No outliers found. Tukey's method selected by user.

Data were square transformed to achieve best W statistic (graph shown in original units).

The results were invalidated, because the lower and upper quartiles are equal.

Constituent: Selenium Analysis Run 3/6/2024 11:29 AM View: Outliers

Plant McIntosh Data: McIntosh LF4 CCR

Tukey's Outlier Screening

GWC-19

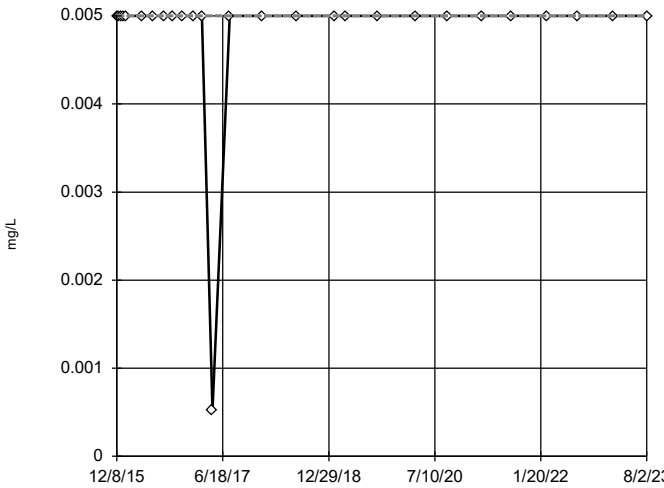

n = 27

No outliers found. Tukey's method selected by user.

Data were square root transformed to achieve best W statistic (graph shown in original units).

The results were invalidated, because the lower and upper quartiles are equal.

Constituent: Selenium Analysis Run 3/6/2024 11:29 AM View: Outliers

Plant McIntosh Data: McIntosh LF4 CCR

Sanitas™ v.10.0.16 . UG

Tukey's Outlier Screening

GWC-20

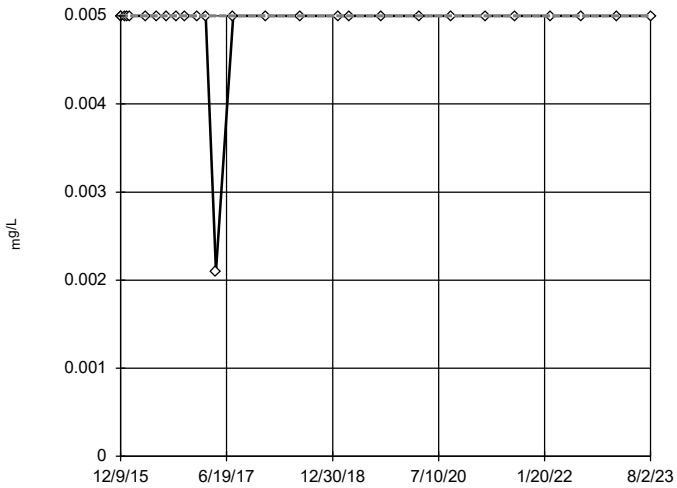

n = 27

No outliers found. Tukey's method selected by user.

Data were square root transformed to achieve best W statistic (graph shown in original units).

The results were invalidated, because the lower and upper quartiles are equal.

Constituent: Selenium Analysis Run 3/6/2024 11:29 AM View: Outliers

Plant McIntosh Data: McIntosh LF4 CCR

Sanitas™ v.10.0.16 . UG

Tukey's Outlier Screening

GWC-21

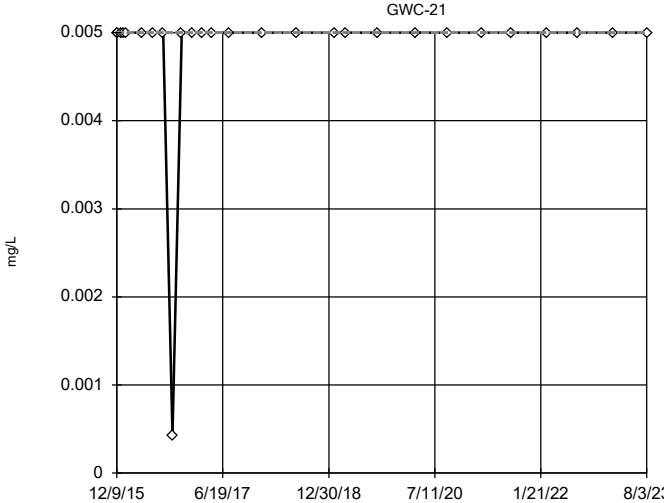

n = 27

No outliers found. Tukey's method selected by user.

Data were natural log transformed to achieve best W statistic (graph shown in original units).

The results were invalidated, because the lower and upper quartiles are equal.

Constituent: Selenium Analysis Run 3/6/2024 11:29 AM View: Outliers

Plant McIntosh Data: McIntosh LF4 CCR

Sanitas™ v.10.0.16 . UG

Tukey's Outlier Screening

GWC-23

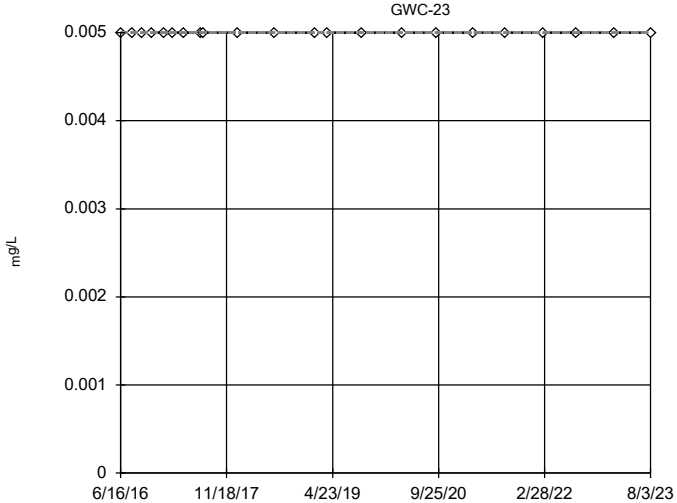

n = 22

No outliers found. Tukey's method selected by user.

Data were square root transformed to achieve best W statistic (graph shown in original units).

The results were invalidated, because the lower and upper quartiles are equal.

Constituent: Selenium Analysis Run 3/6/2024 11:29 AM View: Outliers

Plant McIntosh Data: McIntosh LF4 CCR

Tukey's Outlier Screening

GWC-9

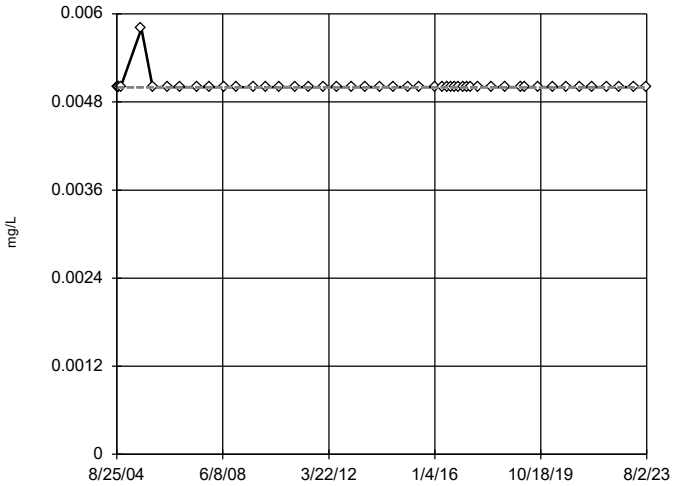

n = 48

No outliers found. Tukey's method selected by user.

Data were square root transformed to achieve best W statistic (graph shown in original units).

The results were invalidated, because the lower and upper quartiles are equal.

Constituent: Selenium Analysis Run 3/6/2024 11:30 AM View: Outliers

Plant McIntosh Data: McIntosh LF4 CCR

Sanitas™ v.10.0.16 . UG

Tukey's Outlier Screening

GWA-13 (bg)

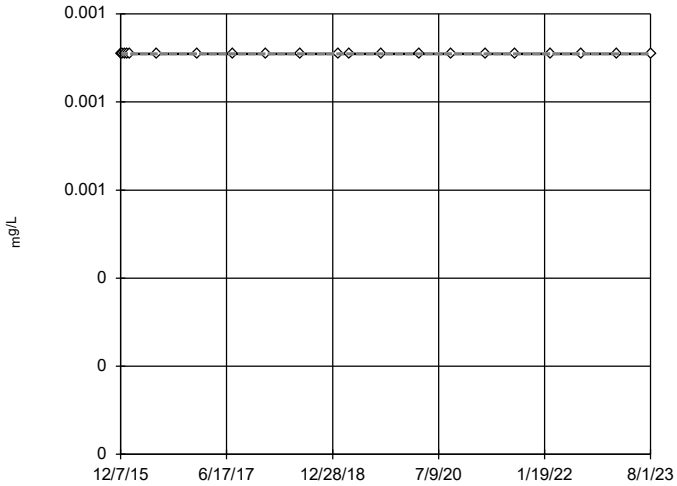

n = 21

No outliers found. Tukey's method selected by user.

Data were square root transformed to achieve best W statistic (graph shown in original units).

The results were invalidated, because the lower and upper quartiles are equal.

Constituent: Silver Analysis Run 3/6/2024 11:30 AM View: Outliers

Plant McIntosh Data: McIntosh LF4 CCR

Sanitas™ v.10.0.16 . UG

Tukey's Outlier Screening

GWA-14 (bg)

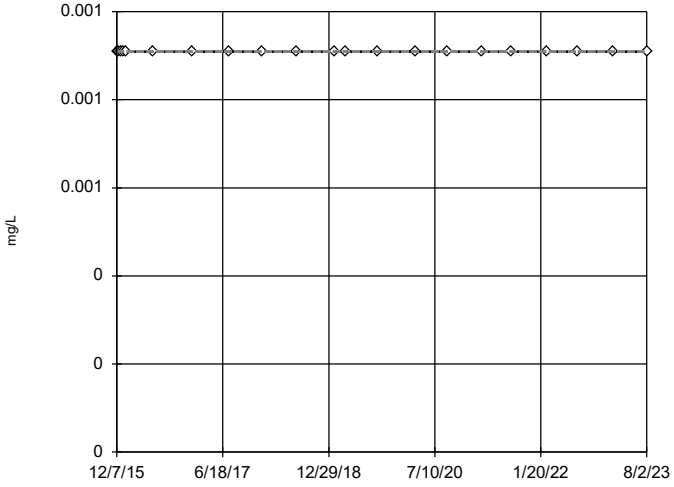

n = 21

No outliers found. Tukey's method selected by user.

Data were square root transformed to achieve best W statistic (graph shown in original units).

The results were invalidated, because the lower and upper quartiles are equal.

Constituent: Silver Analysis Run 3/6/2024 11:30 AM View: Outliers

Plant McIntosh Data: McIntosh LF4 CCR

Sanitas™ v.10.0.16 . UG

Tukey's Outlier Screening

GWA-15 (bg)

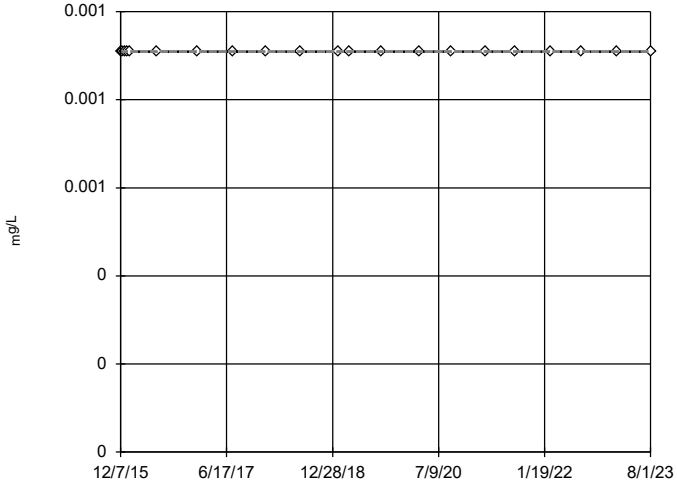

n = 21

No outliers found. Tukey's method selected by user.

Data were square root transformed to achieve best W statistic (graph shown in original units).

The results were invalidated, because the lower and upper quartiles are equal.

Constituent: Silver Analysis Run 3/6/2024 11:30 AM View: Outliers

Plant McIntosh Data: McIntosh LF4 CCR

Sanitas™ v.10.0.16 . UG

Tukey's Outlier Screening

GWA-16 (bg)

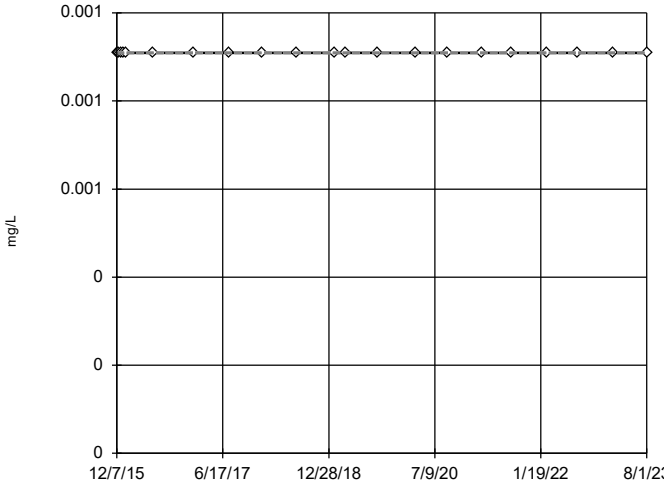

n = 21

No outliers found. Tukey's method selected by user.

Data were square root transformed to achieve best W statistic (graph shown in original units).

The results were invalidated, because the lower and upper quartiles are equal.

Constituent: Silver Analysis Run 3/6/2024 11:30 AM View: Outliers

Plant McIntosh Data: McIntosh LF4 CCR

Sanitas™ v.10.0.16 . UG

Tukey's Outlier Screening

GWA-2 (bg)

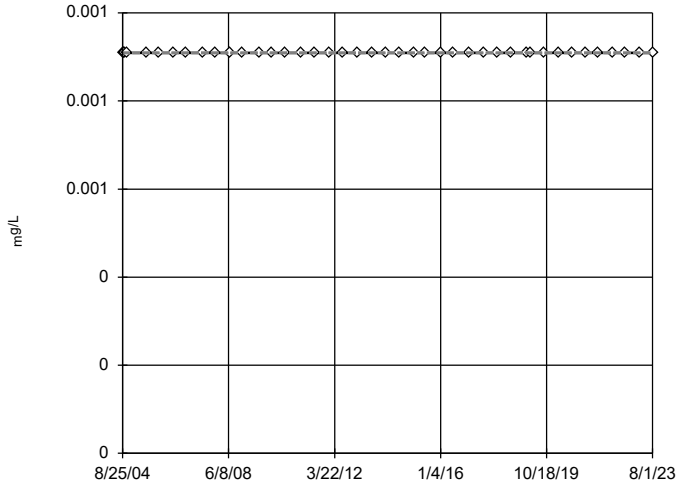

n = 42

No outliers found. Tukey's method selected by user.

Data were square root transformed to achieve best W statistic (graph shown in original units).

The results were invalidated, because the lower and upper quartiles are equal.

Constituent: Silver Analysis Run 3/6/2024 11:30 AM View: Outliers

Plant McIntosh Data: McIntosh LF4 CCR

Sanitas™ v.10.0.16 . UG

Tukey's Outlier Screening

GWA-3 (bg)

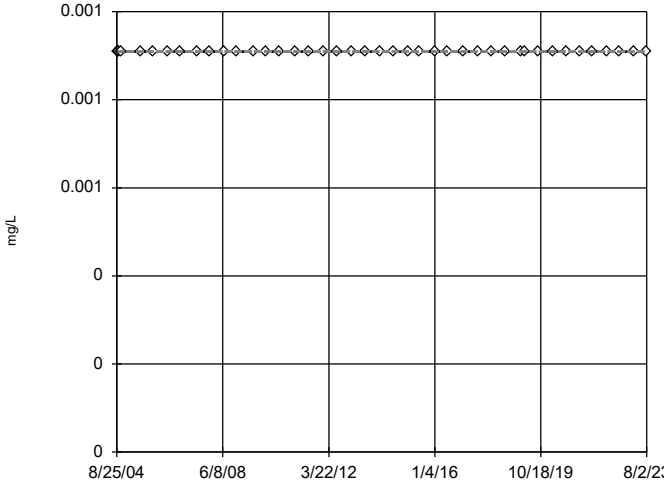

n = 42

No outliers found. Tukey's method selected by user.

Data were square root transformed to achieve best W statistic (graph shown in original units).

The results were invalidated, because the lower and upper quartiles are equal.

Constituent: Silver Analysis Run 3/6/2024 11:30 AM View: Outliers

Plant McIntosh Data: McIntosh LF4 CCR

Sanitas™ v.10.0.16 . UG

Tukey's Outlier Screening

GWA-4A (bg)

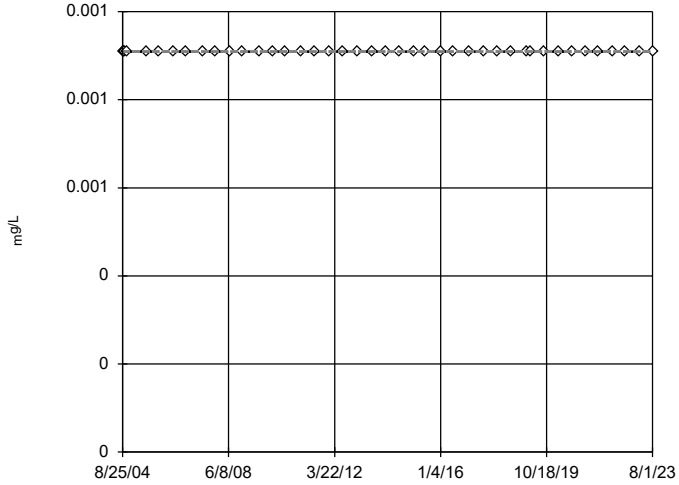

n = 42

No outliers found. Tukey's method selected by user.

Data were square root transformed to achieve best W statistic (graph shown in original units).

The results were invalidated, because the lower and upper quartiles are equal.

Constituent: Silver Analysis Run 3/6/2024 11:30 AM View: Outliers

Plant McIntosh Data: McIntosh LF4 CCR

Sanitas™ v.10.0.16 . UG

Tukey's Outlier Screening

GWA-5 (bg)

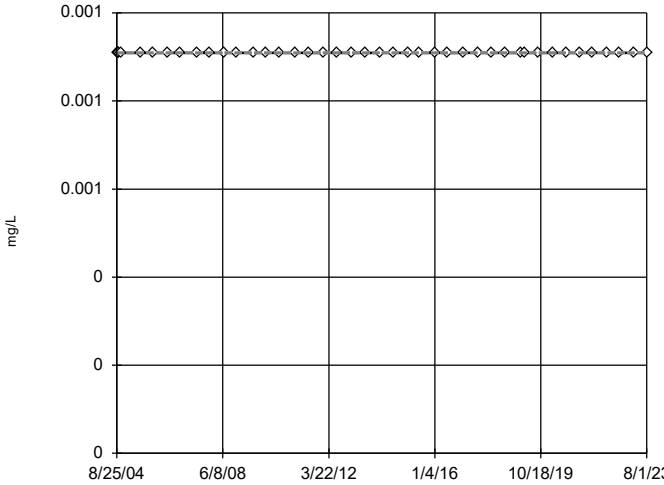

n = 42

No outliers found. Tukey's method selected by user.

Data were square root transformed to achieve best W statistic (graph shown in original units).

The results were invalidated, because the lower and upper quartiles are equal.

Constituent: Silver Analysis Run 3/6/2024 11:30 AM View: Outliers

Plant McIntosh Data: McIntosh LF4 CCR

Sanitas™ v.10.0.16 . UG

Tukey's Outlier Screening

GWC-1

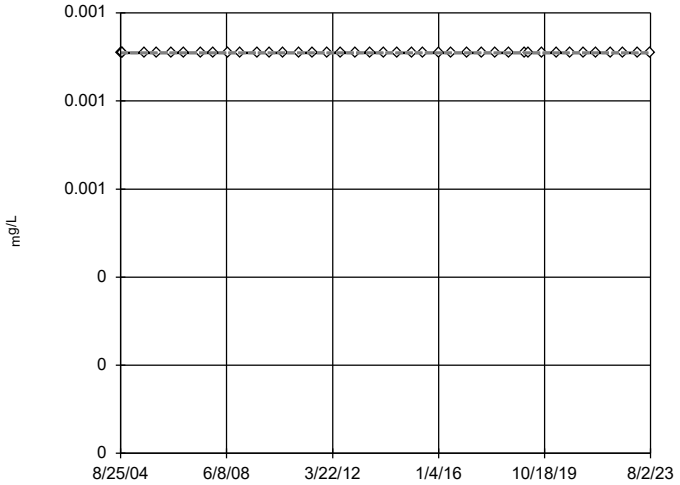

n = 41

No outliers found. Tukey's method selected by user.

Data were square root transformed to achieve best W statistic (graph shown in original units).

The results were invalidated, because the lower and upper quartiles are equal.

Constituent: Silver Analysis Run 3/6/2024 11:30 AM View: Outliers

Plant McIntosh Data: McIntosh LF4 CCR

Sanitas™ v.10.0.16 . UG

Tukey's Outlier Screening

GWC-10

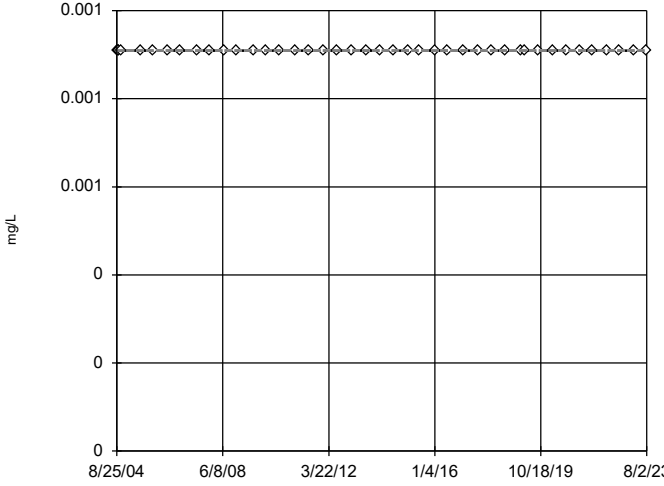

n = 42

No outliers found. Tukey's method selected by user.

Data were square root transformed to achieve best W statistic (graph shown in original units).

The results were invalidated, because the lower and upper quartiles are equal.

Constituent: Silver Analysis Run 3/6/2024 11:30 AM View: Outliers

Plant McIntosh Data: McIntosh LF4 CCR

Sanitas™ v.10.0.16 . UG

Tukey's Outlier Screening

GWC-11

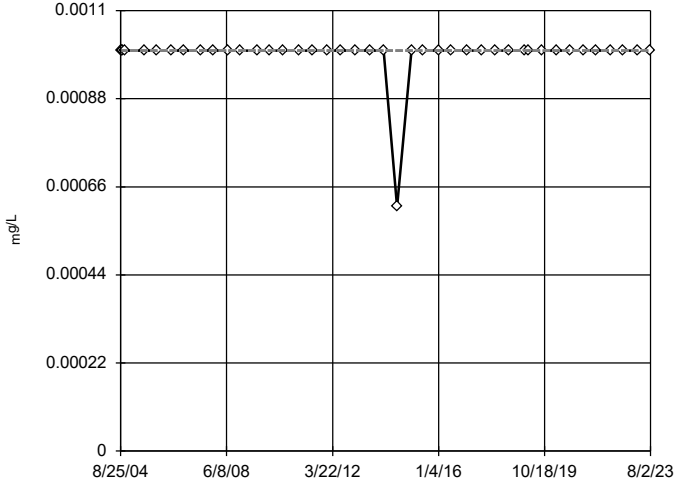

n = 42

No outliers found. Tukey's method selected by user.

Data were square transformed to achieve best W statistic (graph shown in original units).

The results were invalidated, because the lower and upper quartiles are equal.

Constituent: Silver Analysis Run 3/6/2024 11:30 AM View: Outliers

Plant McIntosh Data: McIntosh LF4 CCR

Sanitas™ v.10.0.16 . UG

Tukey's Outlier Screening

GWC-12

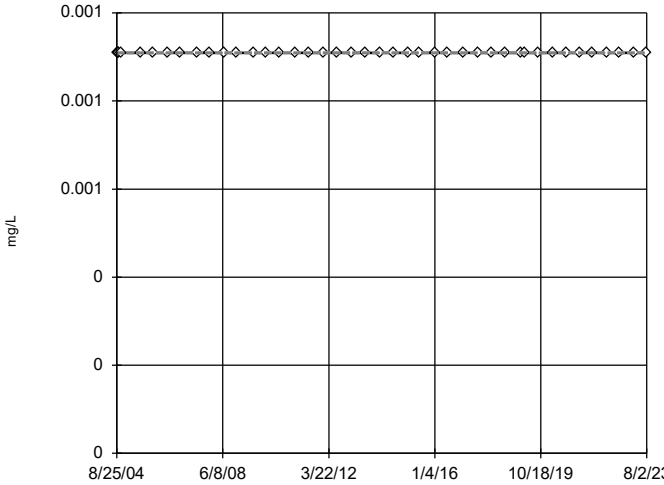

n = 42

No outliers found. Tukey's method selected by user.

Data were square root transformed to achieve best W statistic (graph shown in original units).

The results were invalidated, because the lower and upper quartiles are equal.

Constituent: Silver Analysis Run 3/6/2024 11:30 AM View: Outliers

Plant McIntosh Data: McIntosh LF4 CCR

Sanitas™ v.10.0.16 . UG

Tukey's Outlier Screening

GWC-17 (bg)

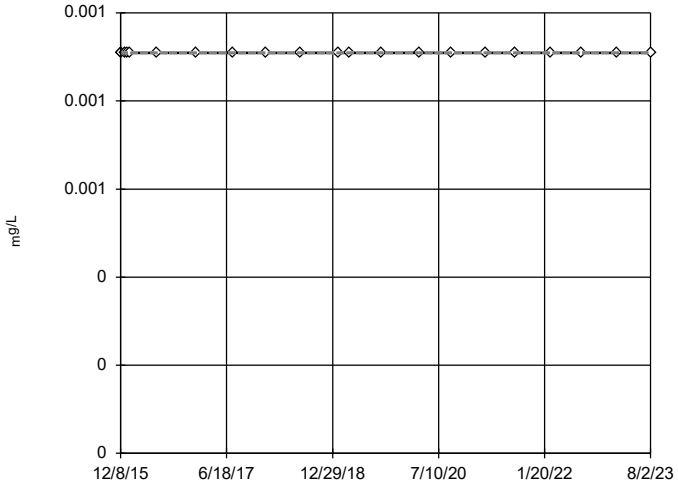

n = 21

No outliers found. Tukey's method selected by user.

Data were square root transformed to achieve best W statistic (graph shown in original units).

The results were invalidated, because the lower and upper quartiles are equal.

Constituent: Silver Analysis Run 3/6/2024 11:30 AM View: Outliers

Plant McIntosh Data: McIntosh LF4 CCR

Sanitas™ v.10.0.16 . UG

Tukey's Outlier Screening

GWC-18 (bg)

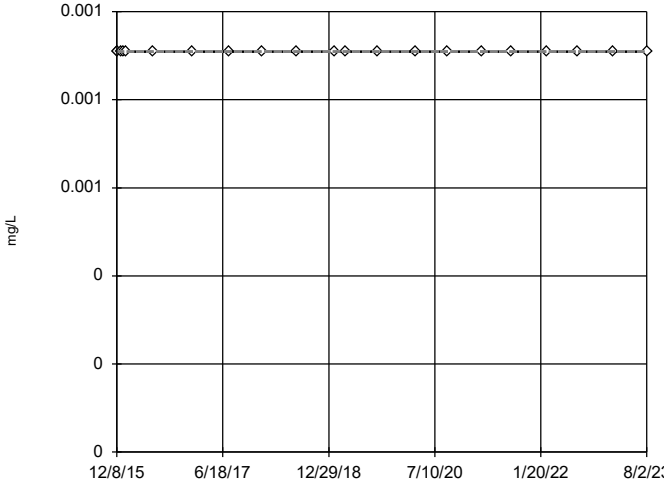

n = 21

No outliers found. Tukey's method selected by user.

Data were square root transformed to achieve best W statistic (graph shown in original units).

The results were invalidated, because the lower and upper quartiles are equal.

Constituent: Silver Analysis Run 3/6/2024 11:30 AM View: Outliers

Plant McIntosh Data: McIntosh LF4 CCR

Sanitas™ v.10.0.16 . UG

Tukey's Outlier Screening

GWC-19

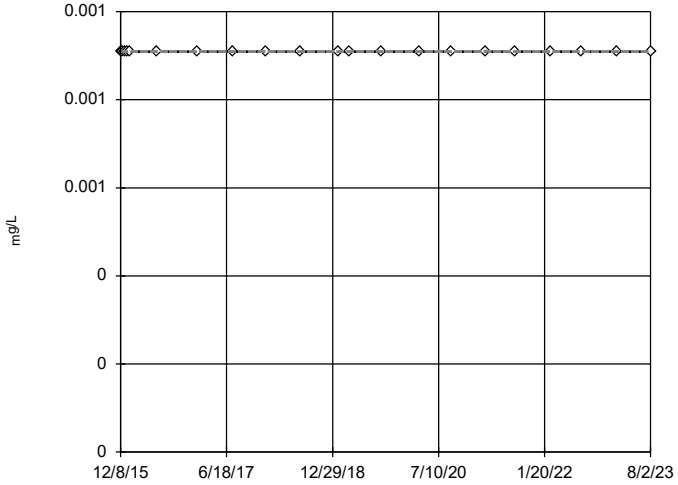

n = 21

No outliers found. Tukey's method selected by user.

Data were square root transformed to achieve best W statistic (graph shown in original units).

The results were invalidated, because the lower and upper quartiles are equal.

Constituent: Silver Analysis Run 3/6/2024 11:30 AM View: Outliers

Plant McIntosh Data: McIntosh LF4 CCR

Sanitas™ v.10.0.16 . UG

Tukey's Outlier Screening

GWC-20

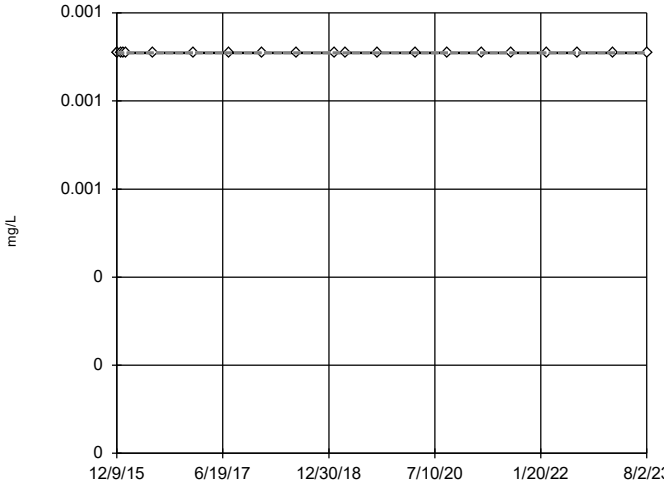

n = 21

No outliers found. Tukey's method selected by user.

Data were square root transformed to achieve best W statistic (graph shown in original units).

The results were invalidated, because the lower and upper quartiles are equal.

Constituent: Silver Analysis Run 3/6/2024 11:30 AM View: Outliers

Plant McIntosh Data: McIntosh LF4 CCR

Sanitas™ v.10.0.16 . UG

Tukey's Outlier Screening

GWC-21

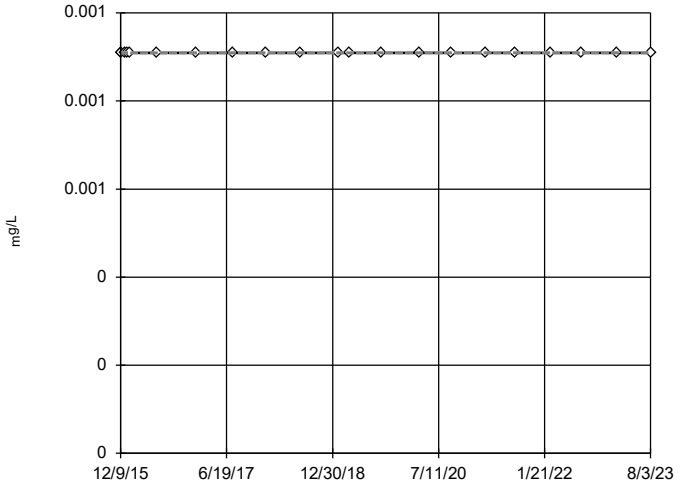

n = 21

No outliers found. Tukey's method selected by user.

Data were square root transformed to achieve best W statistic (graph shown in original units).

The results were invalidated, because the lower and upper quartiles are equal.

Constituent: Silver Analysis Run 3/6/2024 11:30 AM View: Outliers

Plant McIntosh Data: McIntosh LF4 CCR

Sanitas™ v.10.0.16 . UG

Tukey's Outlier Screening

GWC-23

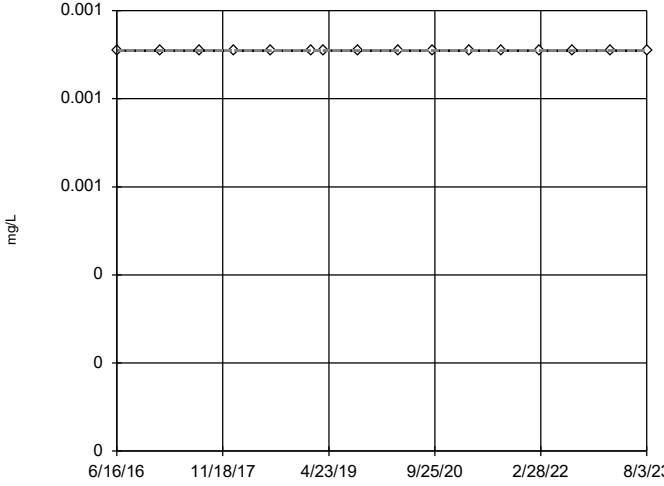

n = 16

No outliers found. Tukey's method selected by user.

Data were cube root transformed to achieve best W statistic (graph shown in original units).

The results were invalidated, because the lower and upper quartiles are equal.

Constituent: Silver Analysis Run 3/6/2024 11:30 AM View: Outliers

Plant McIntosh Data: McIntosh LF4 CCR

Sanitas™ v.10.0.16 . UG

Tukey's Outlier Screening

GWC-9

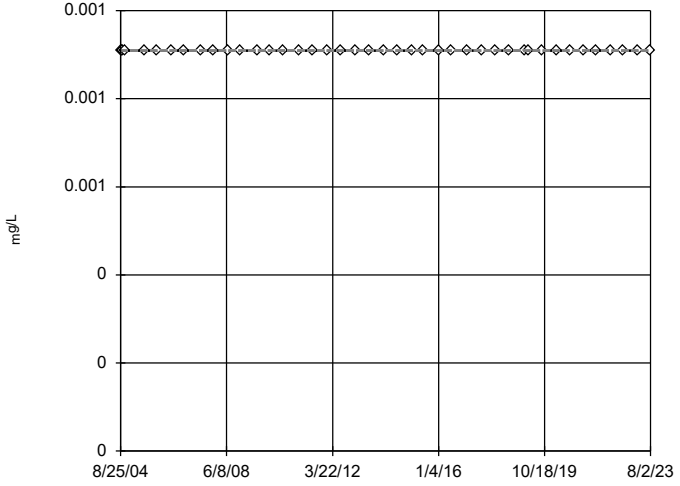

n = 42

No outliers found. Tukey's method selected by user.

Data were square root transformed to achieve best W statistic (graph shown in original units).

The results were invalidated, because the lower and upper quartiles are equal.

Constituent: Silver Analysis Run 3/6/2024 11:30 AM View: Outliers

Plant McIntosh Data: McIntosh LF4 CCR

Tukey's Outlier Screening

GWA-13 (bg)

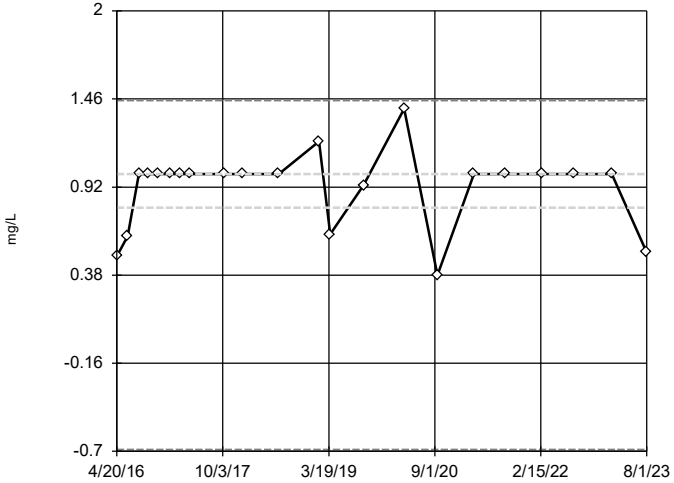

n = 22

No outliers found. Tukey's method selected by user.

Data were square transformed to achieve best W statistic (graph shown in original units).

High cutoff = 1.452, low cutoff = -0.6902, based on IQR multiplier of 3.

Constituent: Sulfate Analysis Run 3/6/2024 11:30 AM View: Outliers

Plant McIntosh Data: McIntosh LF4 CCR

Sanitas™ v.10.0.16 . UG

Tukey's Outlier Screening

GWA-14 (bg)

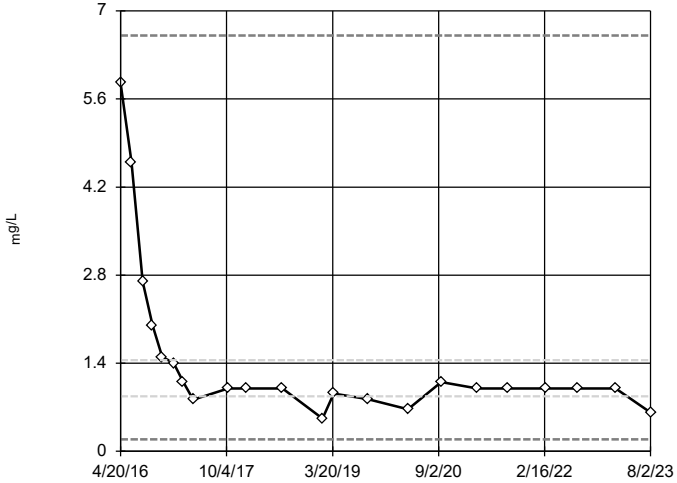

n = 22

No outliers found. Tukey's method selected by user.

Data were natural log transformed to achieve best W statistic (graph shown in original units).

High cutoff = 6.609, low cutoff = 0.1916, based on IQR multiplier of 3.

Constituent: Sulfate Analysis Run 3/6/2024 11:30 AM View: Outliers

Plant McIntosh Data: McIntosh LF4 CCR

Sanitas™ v.10.0.16 . UG

Tukey's Outlier Screening

GWA-15 (bg)

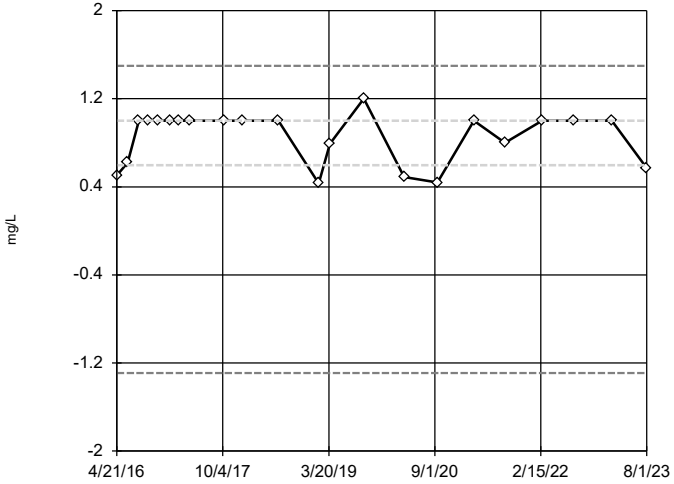

n = 22

No outliers found. Tukey's method selected by user.

Data were cube transformed to achieve best W statistic (graph shown in original units).

High cutoff = 1.498, low cutoff = -1.291, based on IQR multiplier of 3.

Constituent: Sulfate Analysis Run 3/6/2024 11:30 AM View: Outliers

Plant McIntosh Data: McIntosh LF4 CCR

Sanitas™ v.10.0.16 . UG

Tukey's Outlier Screening

GWA-16 (bg)

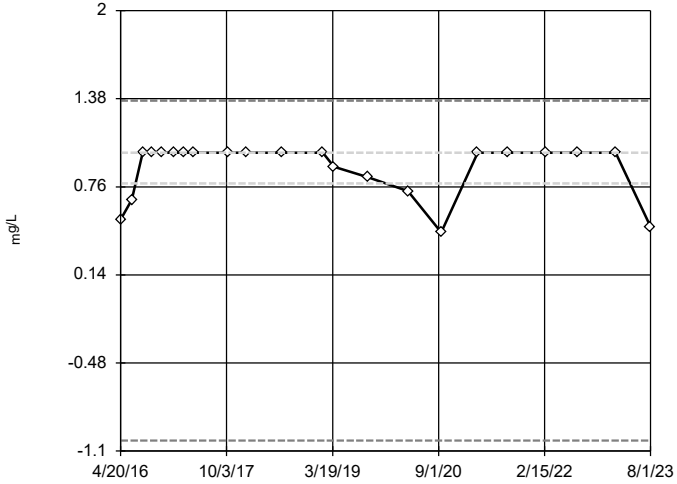

n = 22

No outliers found. Tukey's method selected by user.

Data were cube transformed to achieve best W statistic (graph shown in original units).

High cutoff = 1.368, low cutoff = -1.025, based on IQR multiplier of 3.

Constituent: Sulfate Analysis Run 3/6/2024 11:30 AM View: Outliers

Plant McIntosh Data: McIntosh LF4 CCR

Tukey's Outlier Screening

GWA-2 (bg)

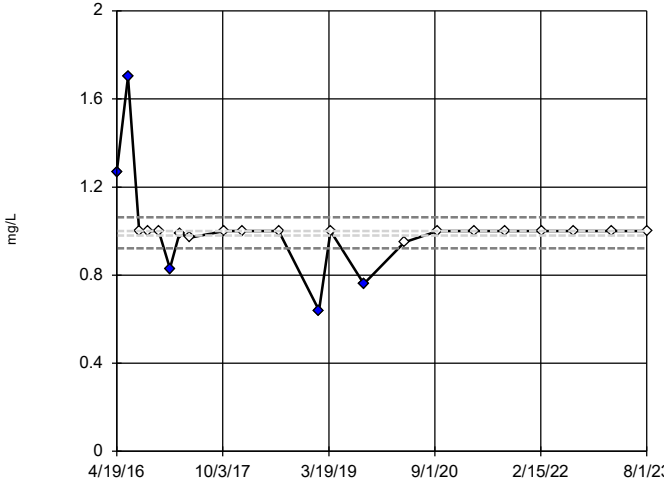

n = 22

Outliers are drawn as solid.
Tukey's method selected by user.

Data were natural log transformed to achieve best W statistic (graph shown in original units).

High cutoff = 1.063, low cutoff = 0.9222, based on IQR multiplier of 3.

Constituent: Sulfate Analysis Run 3/6/2024 11:30 AM View: Outliers
Plant McIntosh Data: McIntosh LF4 CCR

Sanitas™ v.10.0.16 . UG

Tukey's Outlier Screening

GWA-3 (bg)

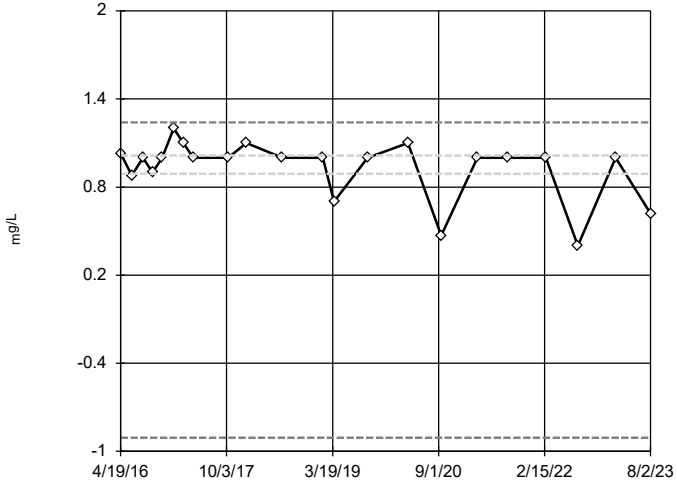

n = 22

No outliers found.
Tukey's method selected by user.

Data were x^4 transformed to achieve best W statistic (graph shown in original units).

High cutoff = 1.24, low cutoff = -0.907, based on IQR multiplier of 3.

Constituent: Sulfate Analysis Run 3/6/2024 11:30 AM View: Outliers
Plant McIntosh Data: McIntosh LF4 CCR

Sanitas™ v.10.0.16 . UG

Tukey's Outlier Screening

GWA-4A (bg)

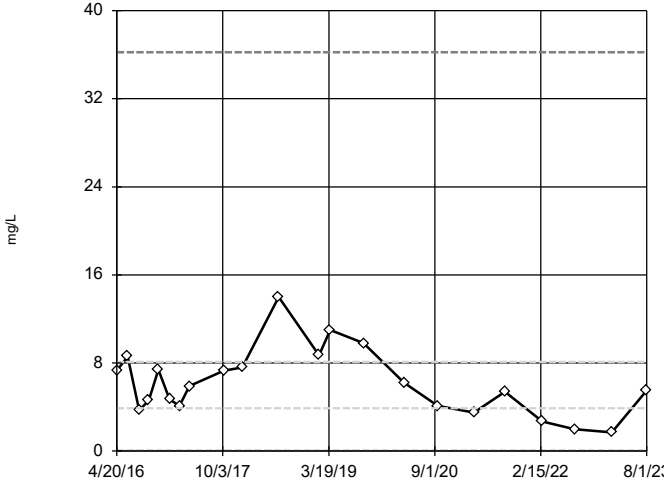

n = 22

No outliers found.
Tukey's method selected by user.

Data were cube root transformed to achieve best W statistic (graph shown in original units).

High cutoff = 36.23, low cutoff = 0.02014, based on IQR multiplier of 3.

Constituent: Sulfate Analysis Run 3/6/2024 11:30 AM View: Outliers
Plant McIntosh Data: McIntosh LF4 CCR

Sanitas™ v.10.0.16 . UG

Tukey's Outlier Screening

GWA-5 (bg)

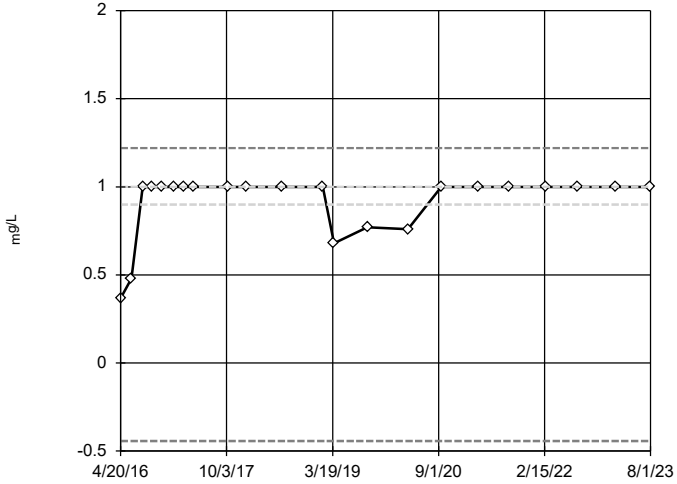

n = 22

No outliers found.
Tukey's method selected by user.

Data were cube transformed to achieve best W statistic (graph shown in original units).

High cutoff = 1.22, low cutoff = -0.443, based on IQR multiplier of 3.

Constituent: Sulfate Analysis Run 3/6/2024 11:30 AM View: Outliers
Plant McIntosh Data: McIntosh LF4 CCR

Tukey's Outlier Screening

GWC-1

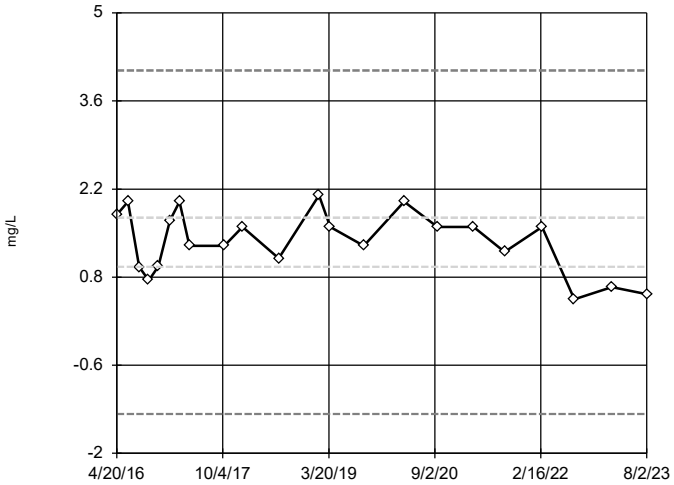

n = 22

No outliers found. Tukey's method selected by user.

Ladder of Powers transformations did not improve normality; analysis run on raw data.

High cutoff = 4.085, low cutoff = -1.375, based on IQR multiplier of 3.

Constituent: Sulfate Analysis Run 3/6/2024 11:30 AM View: Outliers

Plant McIntosh Data: McIntosh LF4 CCR

Sanitas™ v.10.0.16 . UG

Tukey's Outlier Screening

GWC-10

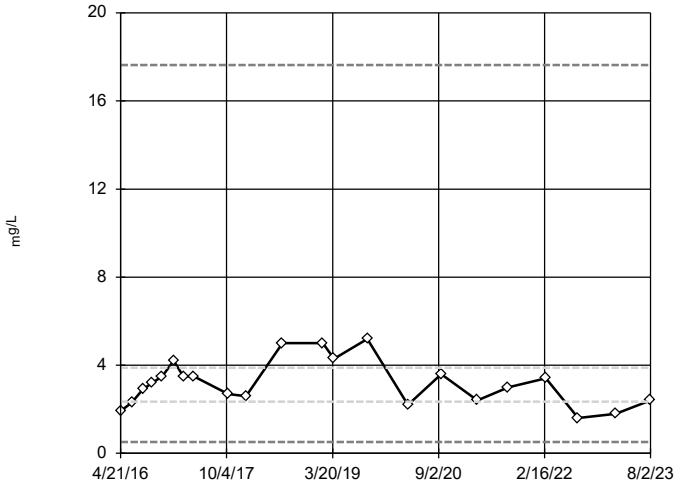

n = 22

No outliers found. Tukey's method selected by user.

Data were natural log transformed to achieve best W statistic (graph shown in original units).

High cutoff = 17.63, low cutoff = 0.5183, based on IQR multiplier of 3.

Constituent: Sulfate Analysis Run 3/6/2024 11:30 AM View: Outliers

Plant McIntosh Data: McIntosh LF4 CCR

Sanitas™ v.10.0.16 . UG

Tukey's Outlier Screening

GWC-11

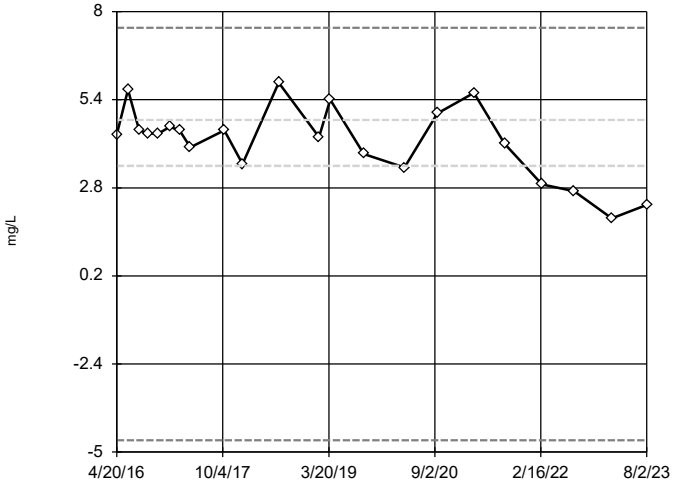

n = 22

No outliers found. Tukey's method selected by user.

Data were square transformed to achieve best W statistic (graph shown in original units).

High cutoff = 7.524, low cutoff = -4.65, based on IQR multiplier of 3.

Constituent: Sulfate Analysis Run 3/6/2024 11:30 AM View: Outliers

Plant McIntosh Data: McIntosh LF4 CCR

Sanitas™ v.10.0.16 . UG

Tukey's Outlier Screening

GWC-12

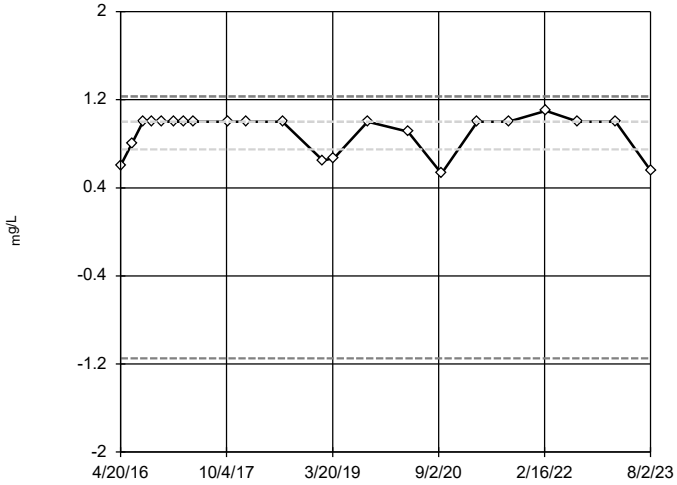

n = 22

No outliers found. Tukey's method selected by user.

Data were x^6 transformed to achieve best W statistic (graph shown in original units).

High cutoff = 1.23, low cutoff = -1.148, based on IQR multiplier of 3.

Constituent: Sulfate Analysis Run 3/6/2024 11:30 AM View: Outliers

Plant McIntosh Data: McIntosh LF4 CCR

Tukey's Outlier Screening

GWC-17 (bg)

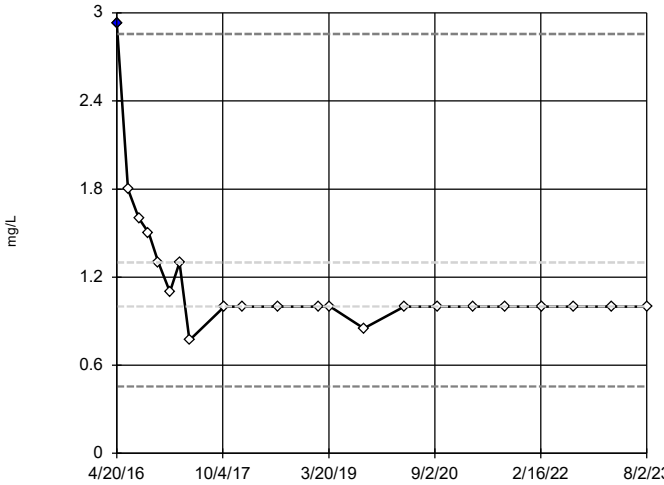

n = 22

Outlier is drawn as solid. Tukey's method selected by user.

Data were natural log transformed to achieve best W statistic (graph shown in original units).

High cutoff = 2.856, low cutoff = 0.4552, based on IQR multiplier of 3.

Constituent: Sulfate Analysis Run 3/6/2024 11:30 AM View: Outliers

Plant McIntosh Data: McIntosh LF4 CCR

Sanitas™ v.10.0.16 . UG

Tukey's Outlier Screening

GWC-18 (bg)

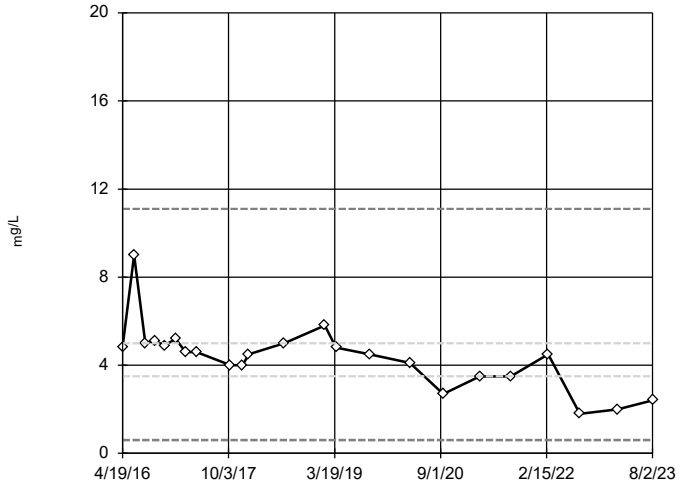

n = 23

No outliers found. Tukey's method selected by user.

Data were square root transformed to achieve best W statistic (graph shown in original units).

High cutoff = 11.1, low cutoff = 0.6008, based on IQR multiplier of 3.

Constituent: Sulfate Analysis Run 3/6/2024 11:30 AM View: Outliers

Plant McIntosh Data: McIntosh LF4 CCR

Sanitas™ v.10.0.16 . UG

Tukey's Outlier Screening

GWC-19

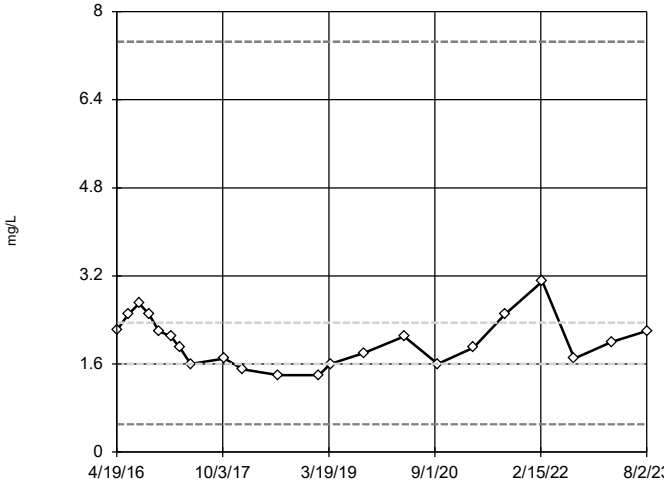

n = 22

No outliers found. Tukey's method selected by user.

Data were natural log transformed to achieve best W statistic (graph shown in original units).

High cutoff = 7.453, low cutoff = 0.5046, based on IQR multiplier of 3.

Constituent: Sulfate Analysis Run 3/6/2024 11:30 AM View: Outliers

Plant McIntosh Data: McIntosh LF4 CCR

Sanitas™ v.10.0.16 . UG

Tukey's Outlier Screening

GWC-20

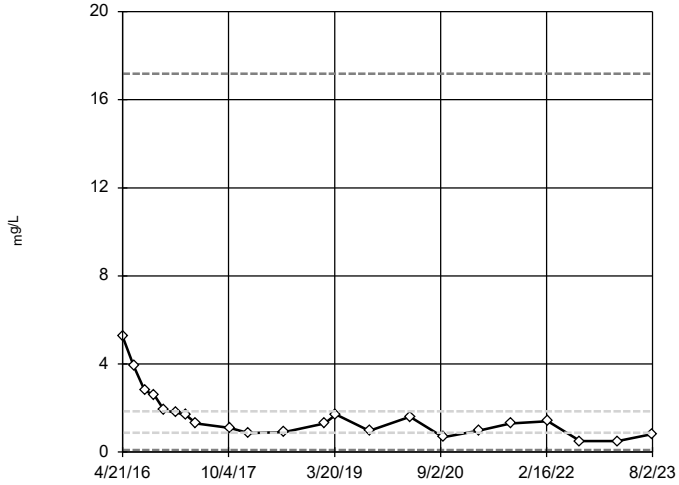

n = 22

No outliers found. Tukey's method selected by user.

Data were natural log transformed to achieve best W statistic (graph shown in original units).

High cutoff = 17.18, low cutoff = 0.09472, based on IQR multiplier of 3.

Constituent: Sulfate Analysis Run 3/6/2024 11:30 AM View: Outliers

Plant McIntosh Data: McIntosh LF4 CCR

Tukey's Outlier Screening

GWC-21

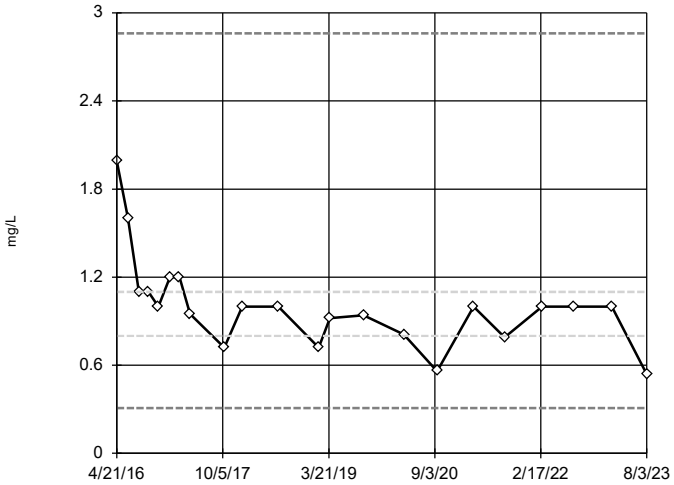

n = 22

No outliers found. Tukey's method selected by user.

Data were natural log transformed to achieve best W statistic (graph shown in original units).

High cutoff = 2.86, low cutoff = 0.3076, based on IQR multiplier of 3.

Constituent: Sulfate Analysis Run 3/6/2024 11:30 AM View: Outliers

Plant McIntosh Data: McIntosh LF4 CCR

Sanitas™ v.10.0.16 . UG

Tukey's Outlier Screening

GWC-23

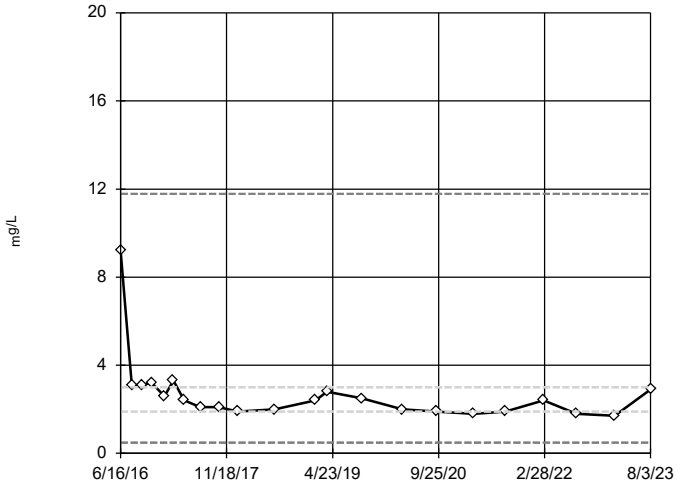

n = 22

No outliers found. Tukey's method selected by user.

Data were natural log transformed to achieve best W statistic (graph shown in original units).

High cutoff = 11.78, low cutoff = 0.4835, based on IQR multiplier of 3.

Constituent: Sulfate Analysis Run 3/6/2024 11:30 AM View: Outliers

Plant McIntosh Data: McIntosh LF4 CCR

Sanitas™ v.10.0.16 . UG

Tukey's Outlier Screening

GWC-9

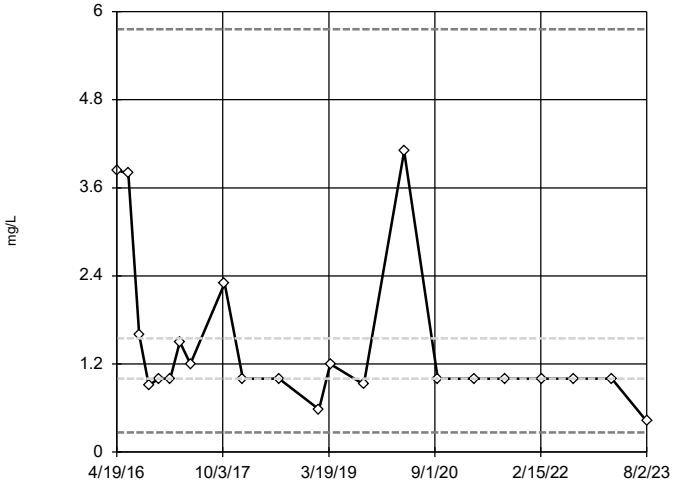

n = 22

No outliers found. Tukey's method selected by user.

Data were natural log transformed to achieve best W statistic (graph shown in original units).

High cutoff = 5.76, low cutoff = 0.269, based on IQR multiplier of 3.

Constituent: Sulfate Analysis Run 3/6/2024 11:30 AM View: Outliers

Plant McIntosh Data: McIntosh LF4 CCR

Sanitas™ v.10.0.16 . UG

Tukey's Outlier Screening

GWA-13 (bg)

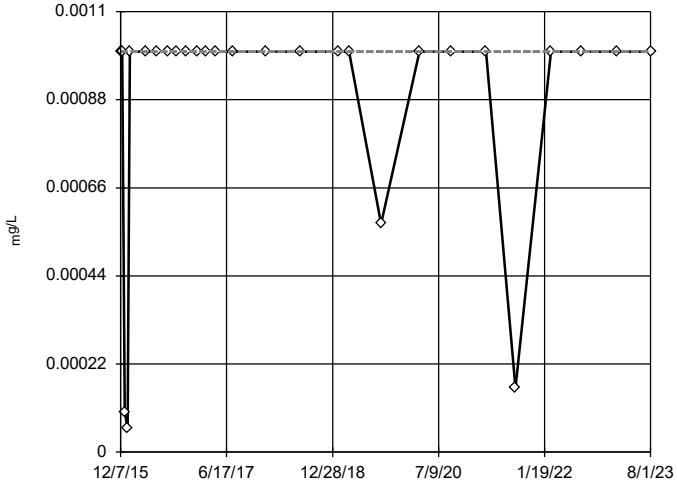

n = 27

No outliers found. Tukey's method selected by user.

Data were square transformed to achieve best W statistic (graph shown in original units).

The results were invalidated, because the lower and upper quartiles are equal.

Constituent: Thallium Analysis Run 3/6/2024 11:30 AM View: Outliers

Plant McIntosh Data: McIntosh LF4 CCR

Sanitas™ v.10.0.16 . UG

Tukey's Outlier Screening

GWA-14 (bg)

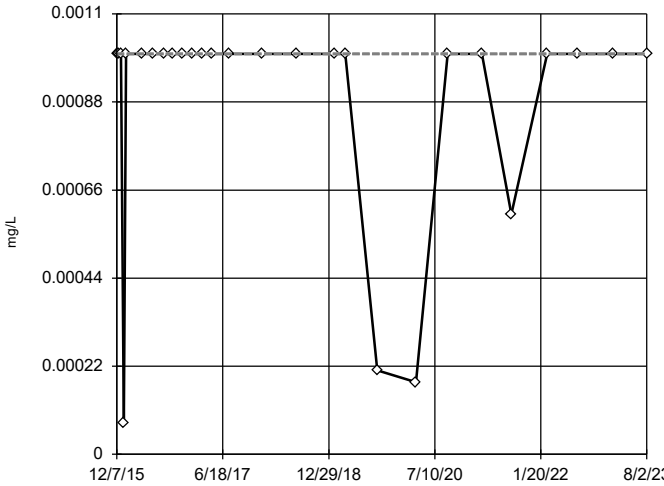

n = 27

No outliers found. Tukey's method selected by user.

Ladder of Powers transformations did not improve normality; analysis run on raw data.

The results were invalidated, because the lower and upper quartiles are equal.

Constituent: Thallium Analysis Run 3/6/2024 11:30 AM View: Outliers

Plant McIntosh Data: McIntosh LF4 CCR

Sanitas™ v.10.0.16 . UG

Tukey's Outlier Screening

GWA-15 (bg)

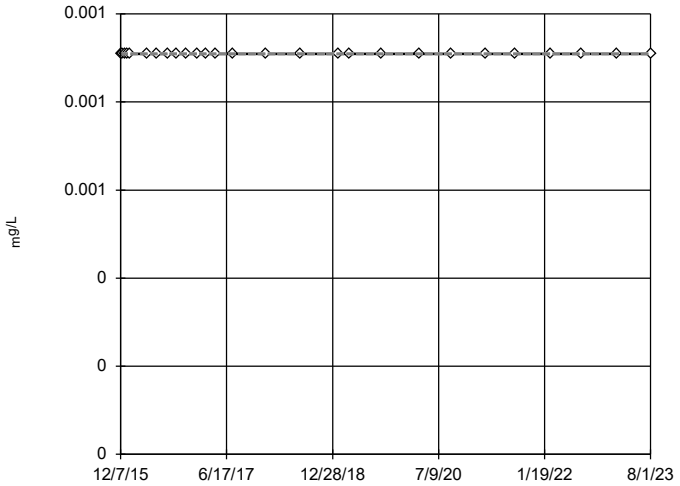

n = 27

No outliers found. Tukey's method selected by user.

Data were square root transformed to achieve best W statistic (graph shown in original units).

The results were invalidated, because the lower and upper quartiles are equal.

Constituent: Thallium Analysis Run 3/6/2024 11:30 AM View: Outliers

Plant McIntosh Data: McIntosh LF4 CCR

Sanitas™ v.10.0.16 . UG

Tukey's Outlier Screening

GWA-16 (bg)

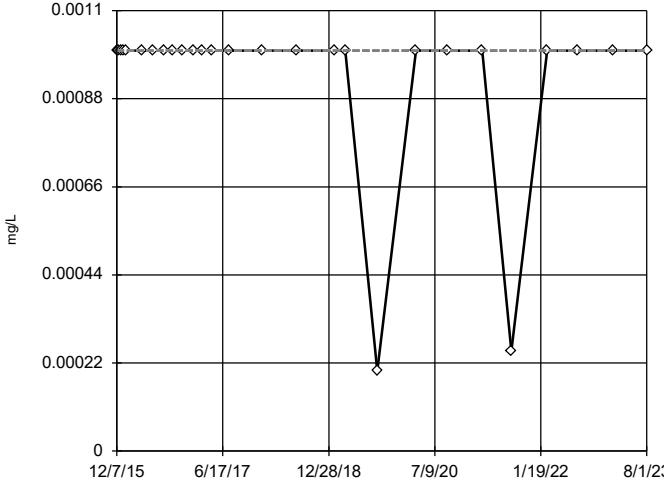

n = 27

No outliers found. Tukey's method selected by user.

Data were natural log transformed to achieve best W statistic (graph shown in original units).

The results were invalidated, because the lower and upper quartiles are equal.

Constituent: Thallium Analysis Run 3/6/2024 11:30 AM View: Outliers

Plant McIntosh Data: McIntosh LF4 CCR

Sanitas™ v.10.0.16 . UG

Tukey's Outlier Screening

GWA-2 (bg)

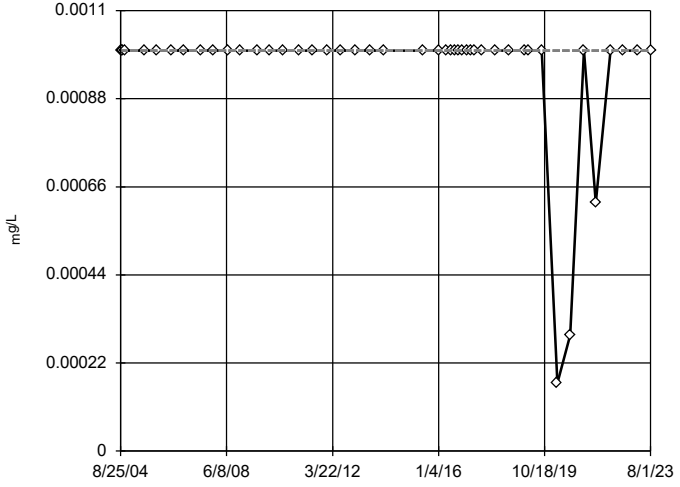

n = 46

No outliers found. Tukey's method selected by user.

Data were square transformed to achieve best W statistic (graph shown in original units).

The results were invalidated, because the lower and upper quartiles are equal.

Constituent: Thallium Analysis Run 3/6/2024 11:30 AM View: Outliers

Plant McIntosh Data: McIntosh LF4 CCR

Tukey's Outlier Screening

GWA-3 (bg)

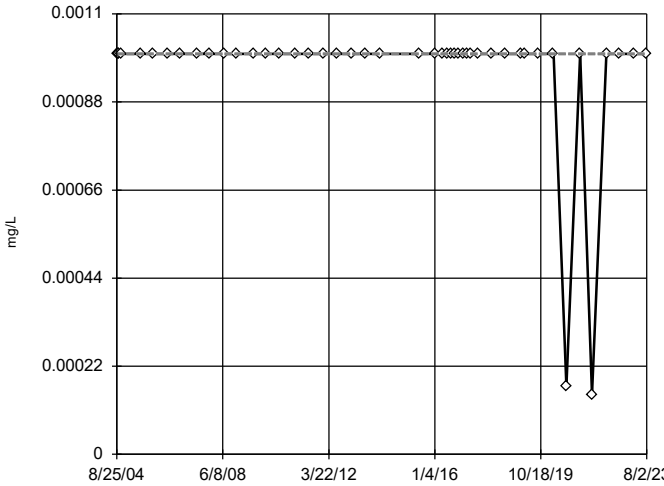

n = 46

No outliers found. Tukey's method selected by user.

Data were natural log transformed to achieve best W statistic (graph shown in original units).

The results were invalidated, because the lower and upper quartiles are equal.

Constituent: Thallium Analysis Run 3/6/2024 11:30 AM View: Outliers

Plant McIntosh Data: McIntosh LF4 CCR

Sanitas™ v.10.0.16 . UG

Tukey's Outlier Screening

GWA-4A (bg)

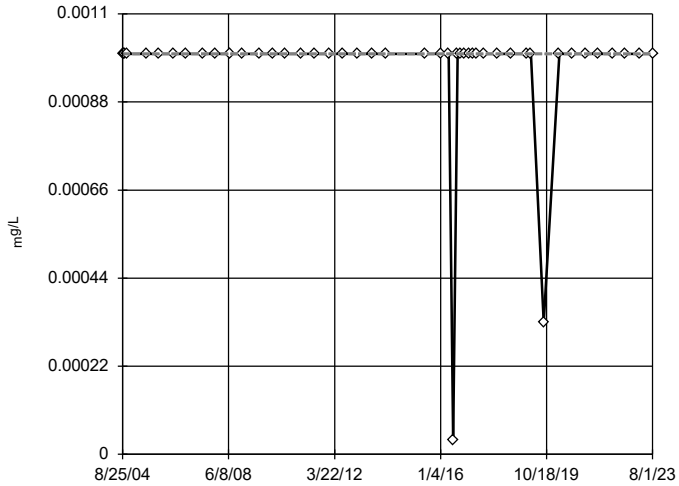

n = 46

No outliers found. Tukey's method selected by user.

Ladder of Powers transformations did not improve normality; analysis run on raw data.

The results were invalidated, because the lower and upper quartiles are equal.

Constituent: Thallium Analysis Run 3/6/2024 11:30 AM View: Outliers

Plant McIntosh Data: McIntosh LF4 CCR

Sanitas™ v.10.0.16 . UG

Tukey's Outlier Screening

GWA-5 (bg)

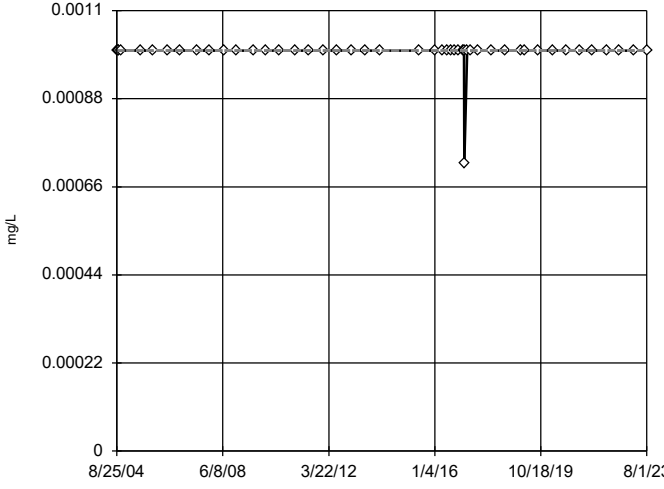

n = 48

No outliers found. Tukey's method selected by user.

Ladder of Powers transformations did not improve normality; analysis run on raw data.

The results were invalidated, because the lower and upper quartiles are equal.

Constituent: Thallium Analysis Run 3/6/2024 11:30 AM View: Outliers

Plant McIntosh Data: McIntosh LF4 CCR

Sanitas™ v.10.0.16 . UG

Tukey's Outlier Screening

GWC-1

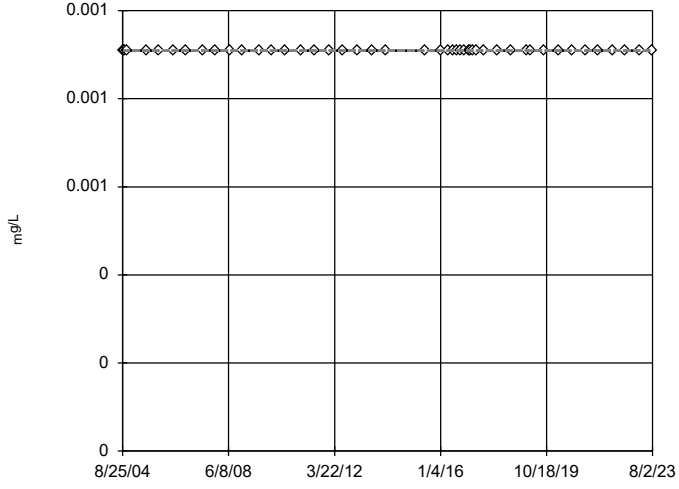

n = 47

No outliers found. Tukey's method selected by user.

Data were square root transformed to achieve best W statistic (graph shown in original units).

The results were invalidated, because the lower and upper quartiles are equal.

Constituent: Thallium Analysis Run 3/6/2024 11:30 AM View: Outliers

Plant McIntosh Data: McIntosh LF4 CCR

Sanitas™ v.10.0.16 . UG

Tukey's Outlier Screening

GWC-10

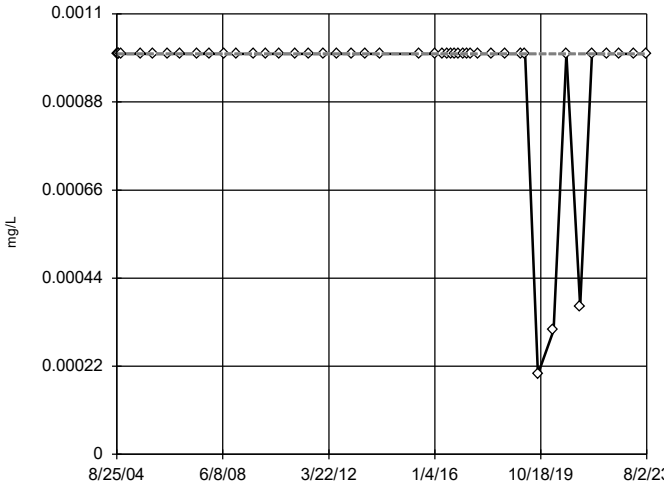

n = 46

No outliers found. Tukey's method selected by user.

Data were natural log transformed to achieve best W statistic (graph shown in original units).

The results were invalidated, because the lower and upper quartiles are equal.

Constituent: Thallium Analysis Run 3/6/2024 11:30 AM View: Outliers

Plant McIntosh Data: McIntosh LF4 CCR

Sanitas™ v.10.0.16 . UG

Tukey's Outlier Screening

GWC-11

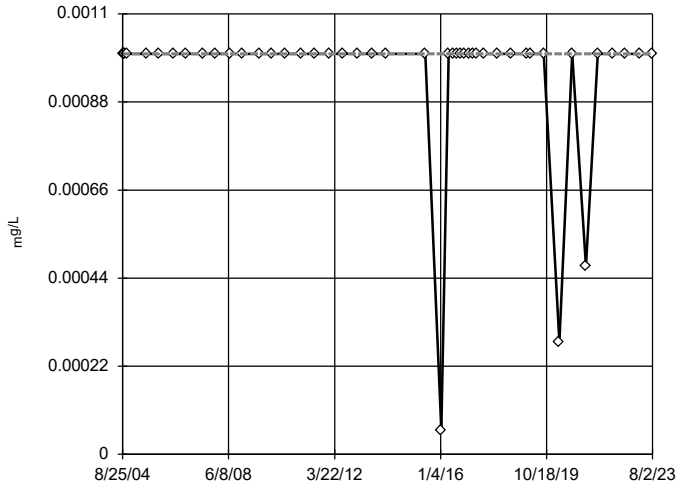

n = 46

No outliers found. Tukey's method selected by user.

Ladder of Powers transformations did not improve normality; analysis run on raw data.

The results were invalidated, because the lower and upper quartiles are equal.

Constituent: Thallium Analysis Run 3/6/2024 11:31 AM View: Outliers

Plant McIntosh Data: McIntosh LF4 CCR

Sanitas™ v.10.0.16 . UG

Tukey's Outlier Screening

GWC-12

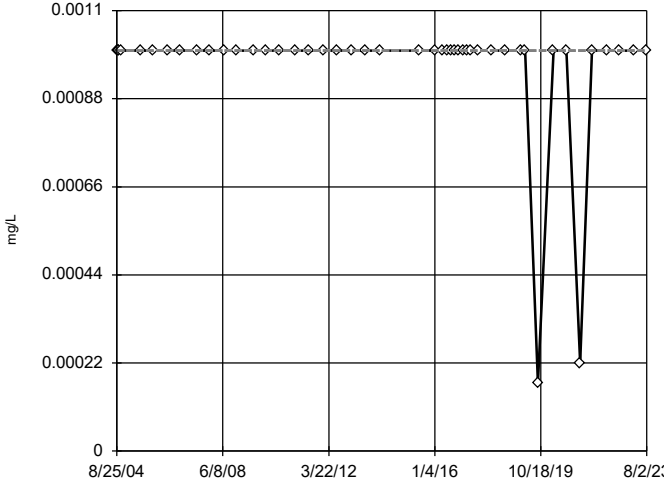

n = 46

No outliers found. Tukey's method selected by user.

Data were natural log transformed to achieve best W statistic (graph shown in original units).

The results were invalidated, because the lower and upper quartiles are equal.

Constituent: Thallium Analysis Run 3/6/2024 11:31 AM View: Outliers

Plant McIntosh Data: McIntosh LF4 CCR

Sanitas™ v.10.0.16 . UG

Tukey's Outlier Screening

GWC-17 (bg)

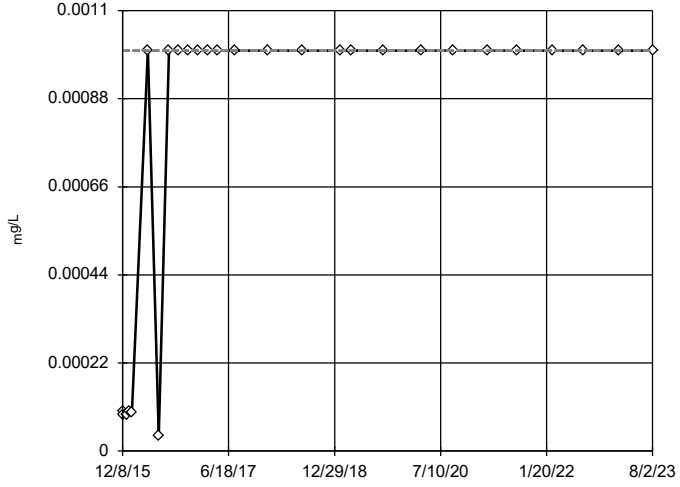

n = 27

No outliers found. Tukey's method selected by user.

Data were natural log transformed to achieve best W statistic (graph shown in original units).

The results were invalidated, because the lower and upper quartiles are equal.

Constituent: Thallium Analysis Run 3/6/2024 11:31 AM View: Outliers

Plant McIntosh Data: McIntosh LF4 CCR

Sanitas™ v.10.0.16 . UG

Tukey's Outlier Screening

GWC-18 (bg)

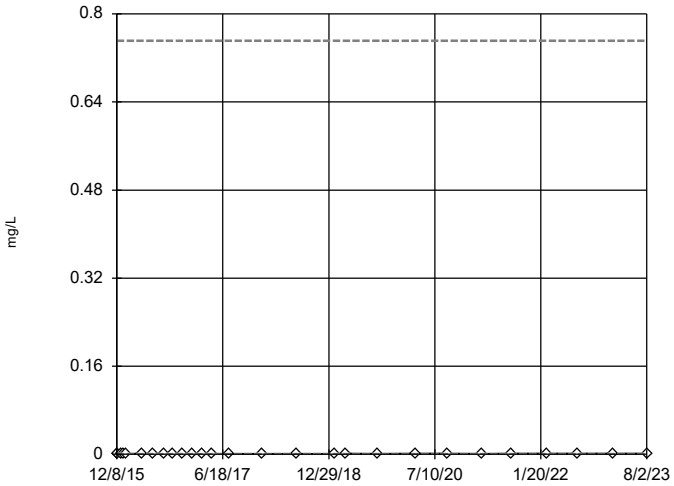

n = 27

No outliers found. Tukey's method selected by user.

Data were natural log transformed to achieve best W statistic (graph shown in original units).

High cutoff = 0.7513, low cutoff = 1.5e-7, based on IQR multiplier of 3.

Constituent: Thallium Analysis Run 3/6/2024 11:31 AM View: Outliers

Plant McIntosh Data: McIntosh LF4 CCR

Sanitas™ v.10.0.16 . UG

Tukey's Outlier Screening

GWC-19

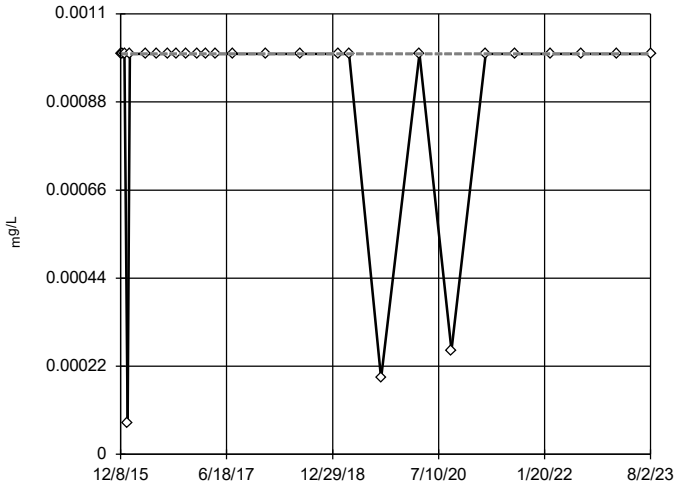

n = 27

No outliers found. Tukey's method selected by user.

Data were cube root transformed to achieve best W statistic (graph shown in original units).

The results were invalidated, because the lower and upper quartiles are equal.

Constituent: Thallium Analysis Run 3/6/2024 11:31 AM View: Outliers

Plant McIntosh Data: McIntosh LF4 CCR

Sanitas™ v.10.0.16 . UG

Tukey's Outlier Screening

GWC-20

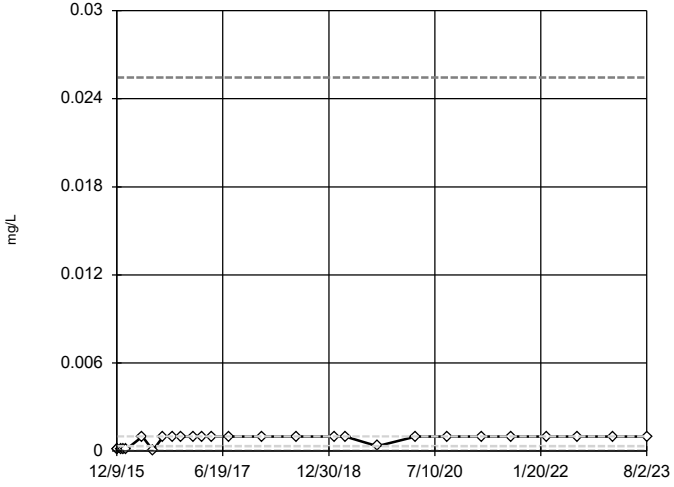

n = 27

No outliers found. Tukey's method selected by user.

Data were natural log transformed to achieve best W statistic (graph shown in original units).

High cutoff = 0.02544, low cutoff = 0.00001336, based on IQR multiplier of 3.

Constituent: Thallium Analysis Run 3/6/2024 11:31 AM View: Outliers

Plant McIntosh Data: McIntosh LF4 CCR

Sanitas™ v.10.0.16 . UG

Tukey's Outlier Screening

GWC-21

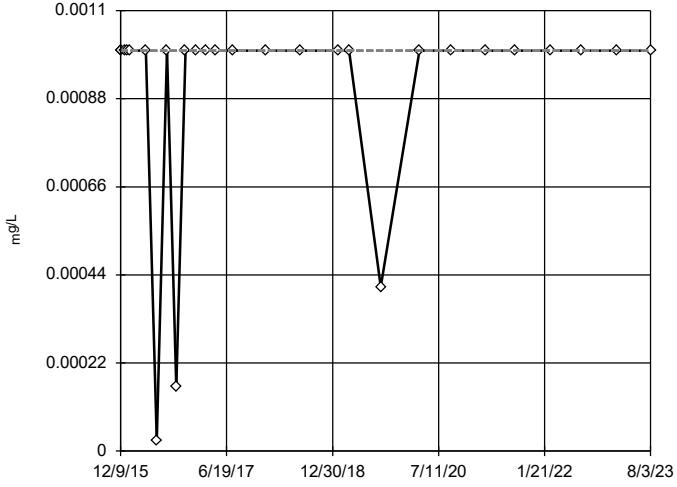

n = 27

No outliers found. Tukey's method selected by user.

Ladder of Powers transformations did not improve normality; analysis run on raw data.

The results were invalidated, because the lower and upper quartiles are equal.

Constituent: Thallium Analysis Run 3/6/2024 11:31 AM View: Outliers

Plant McIntosh Data: McIntosh LF4 CCR

Tukey's Outlier Screening

GWC-23

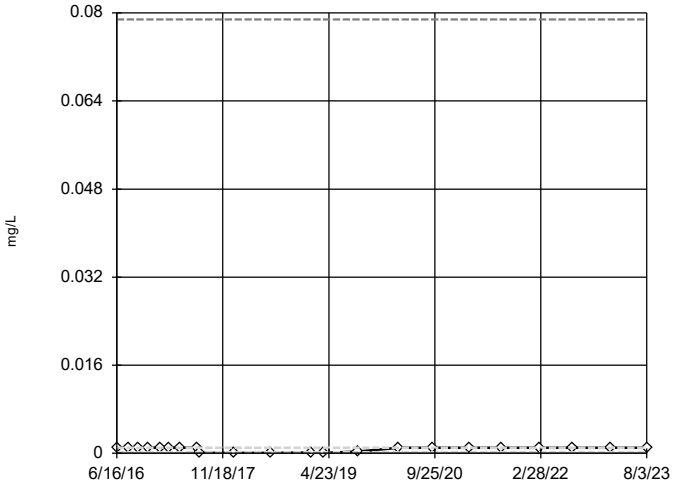

n = 22

No outliers found. Tukey's method selected by user.

Data were natural log transformed to achieve best W statistic (graph shown in original units).

High cutoff = 0.07881, low cutoff = 0.000002959, based on IQR multiplier of 3.

Constituent: Thallium Analysis Run 3/6/2024 11:31 AM View: Outliers

Plant McIntosh Data: McIntosh LF4 CCR

Sanitas™ v.10.0.16 . UG

Tukey's Outlier Screening

GWC-9

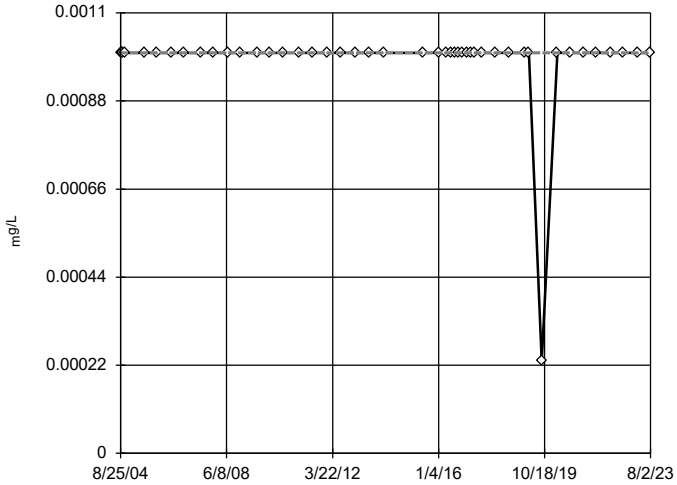

n = 46

No outliers found. Tukey's method selected by user.

Ladder of Powers transformations did not improve normality; analysis run on raw data.

The results were invalidated, because the lower and upper quartiles are equal.

Constituent: Thallium Analysis Run 3/6/2024 11:31 AM View: Outliers

Plant McIntosh Data: McIntosh LF4 CCR

Sanitas™ v.10.0.16 . UG

Tukey's Outlier Screening

GWA-13 (bg)

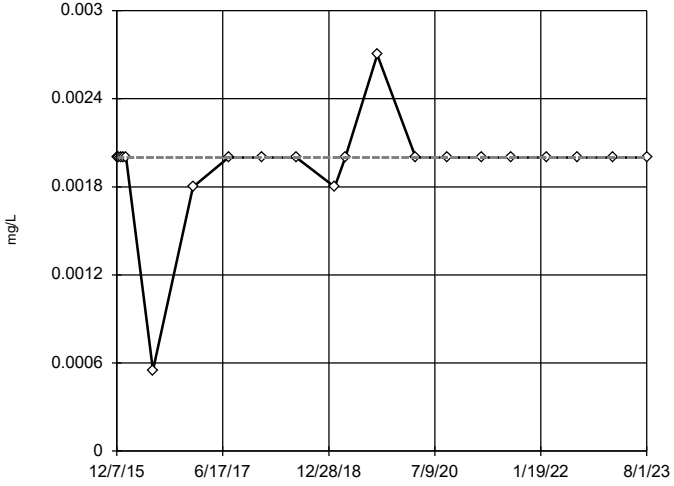

n = 21

No outliers found. Tukey's method selected by user.

Data were square transformed to achieve best W statistic (graph shown in original units).

The results were invalidated, because the lower and upper quartiles are equal.

Constituent: Vanadium Analysis Run 3/6/2024 11:31 AM View: Outliers

Plant McIntosh Data: McIntosh LF4 CCR

Sanitas™ v.10.0.16 . UG

Tukey's Outlier Screening

GWA-14 (bg)

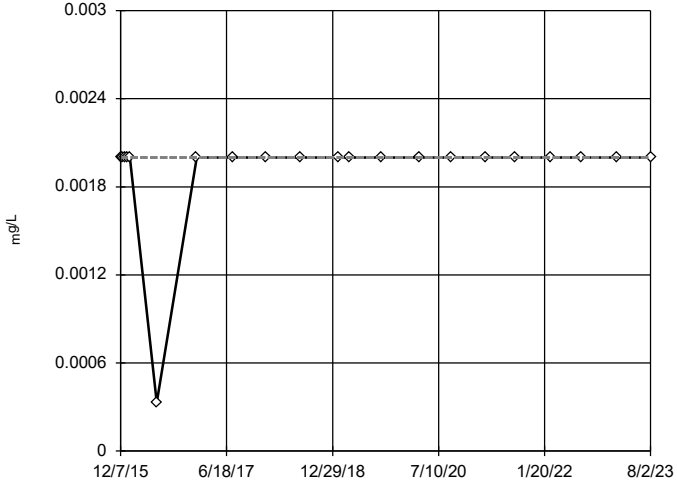

n = 21

No outliers found. Tukey's method selected by user.

Data were x^6 transformed to achieve best W statistic (graph shown in original units).

The results were invalidated, because the lower and upper quartiles are equal.

Constituent: Vanadium Analysis Run 3/6/2024 11:31 AM View: Outliers

Plant McIntosh Data: McIntosh LF4 CCR

Sanitas™ v.10.0.16 . UG

Tukey's Outlier Screening

GWA-15 (bg)

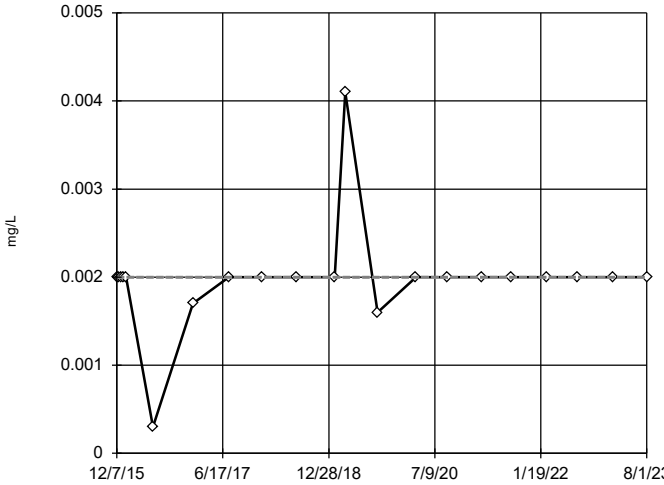

n = 21

No outliers found. Tukey's method selected by user.

Ladder of Powers transformations did not improve normality; analysis run on raw data.

The results were invalidated, because the lower and upper quartiles are equal.

Constituent: Vanadium Analysis Run 3/6/2024 11:31 AM View: Outliers

Plant McIntosh Data: McIntosh LF4 CCR

Sanitas™ v.10.0.16 . UG

Tukey's Outlier Screening

GWA-16 (bg)

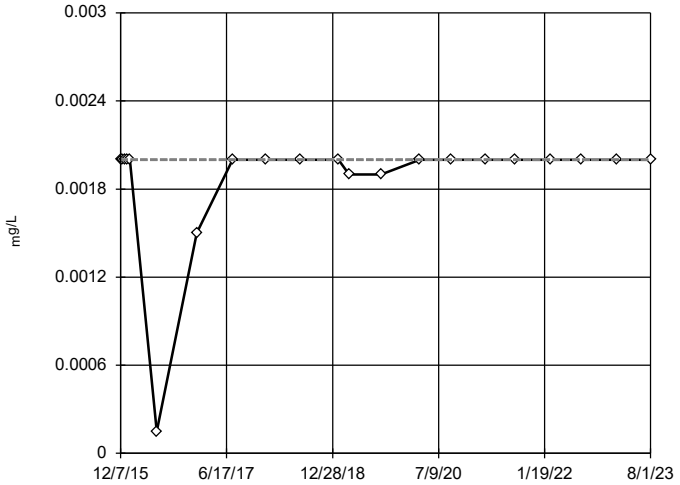

n = 21

No outliers found. Tukey's method selected by user.

Data were x^6 transformed to achieve best W statistic (graph shown in original units).

The results were invalidated, because the lower and upper quartiles are equal.

Constituent: Vanadium Analysis Run 3/6/2024 11:31 AM View: Outliers

Plant McIntosh Data: McIntosh LF4 CCR

Sanitas™ v.10.0.16 . UG

Tukey's Outlier Screening

GWA-2 (bg)

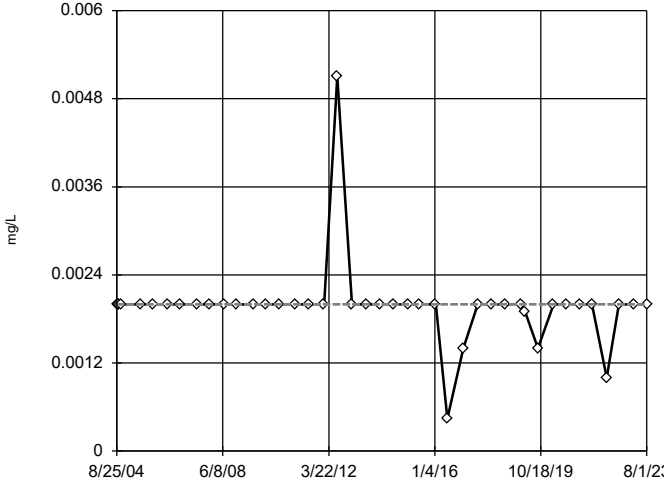

n = 42

No outliers found. Tukey's method selected by user.

Data were cube root transformed to achieve best W statistic (graph shown in original units).

The results were invalidated, because the lower and upper quartiles are equal.

Constituent: Vanadium Analysis Run 3/6/2024 11:31 AM View: Outliers

Plant McIntosh Data: McIntosh LF4 CCR

Sanitas™ v.10.0.16 . UG

Tukey's Outlier Screening

GWA-3 (bg)

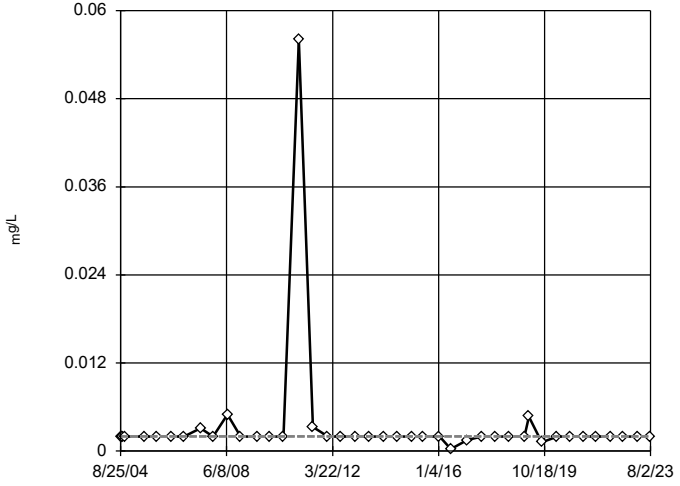

n = 42

No outliers found. Tukey's method selected by user.

Data were natural log transformed to achieve best W statistic (graph shown in original units).

The results were invalidated, because the lower and upper quartiles are equal.

Constituent: Vanadium Analysis Run 3/6/2024 11:31 AM View: Outliers

Plant McIntosh Data: McIntosh LF4 CCR

Sanitas™ v.10.0.16 . UG

Tukey's Outlier Screening

GWA-4A (bg)

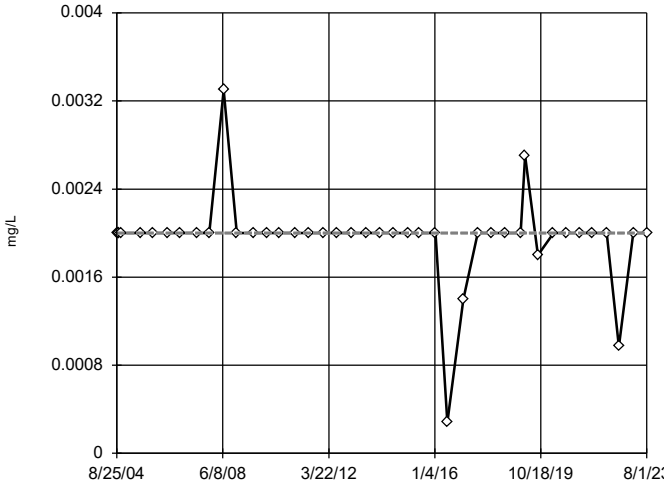

n = 42

No outliers found. Tukey's method selected by user.

Ladder of Powers transformations did not improve normality; analysis run on raw data.

The results were invalidated, because the lower and upper quartiles are equal.

Constituent: Vanadium Analysis Run 3/6/2024 11:31 AM View: Outliers

Plant McIntosh Data: McIntosh LF4 CCR

Sanitas™ v.10.0.16 . UG

Tukey's Outlier Screening

GWA-5 (bg)

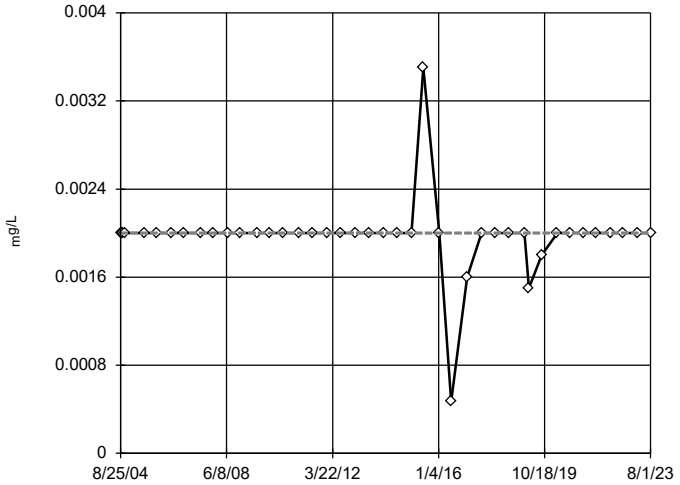

n = 42

No outliers found. Tukey's method selected by user.

Ladder of Powers transformations did not improve normality; analysis run on raw data.

The results were invalidated, because the lower and upper quartiles are equal.

Constituent: Vanadium Analysis Run 3/6/2024 11:31 AM View: Outliers

Plant McIntosh Data: McIntosh LF4 CCR

Sanitas™ v.10.0.16 . UG

Tukey's Outlier Screening

GWC-1

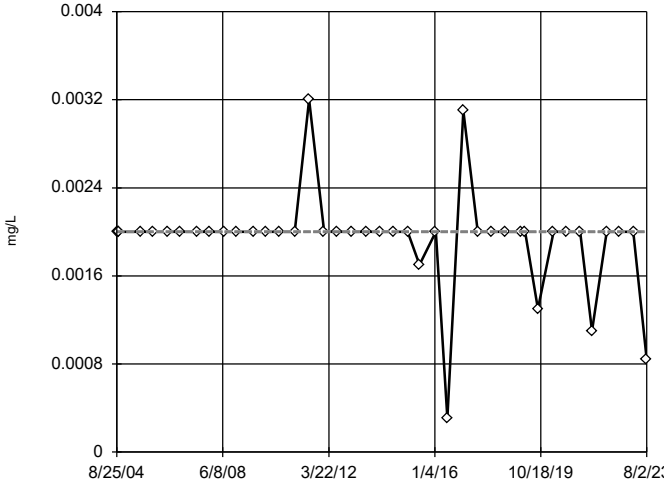

n = 41

No outliers found. Tukey's method selected by user.

Ladder of Powers transformations did not improve normality; analysis run on raw data.

The results were invalidated, because the lower and upper quartiles are equal.

Constituent: Vanadium Analysis Run 3/6/2024 11:31 AM View: Outliers

Plant McIntosh Data: McIntosh LF4 CCR

Sanitas™ v.10.0.16 . UG

Tukey's Outlier Screening

GWC-10

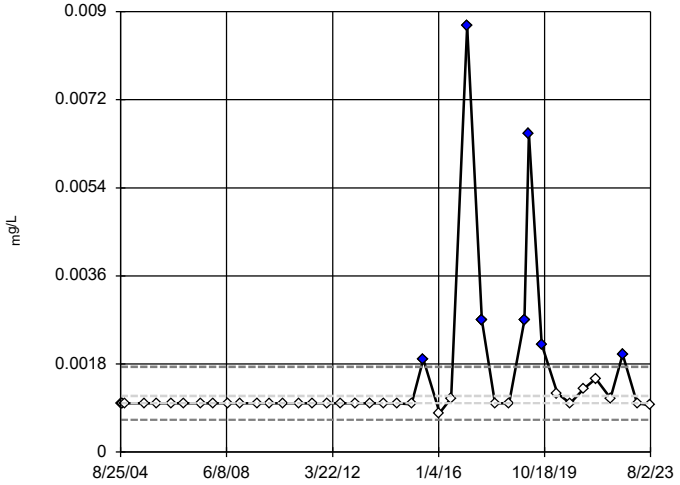

n = 42

Outliers are drawn as solid.
Tukey's method selected by user.

Data were natural log transformed to achieve best W statistic (graph shown in original units).

High cutoff = 0.001742, low cutoff = 0.0006594, based on IQR multiplier of 3.

Constituent: Vanadium Analysis Run 3/6/2024 11:31 AM View: Outliers

Plant McIntosh Data: McIntosh LF4 CCR

Tukey's Outlier Screening

GWC-11

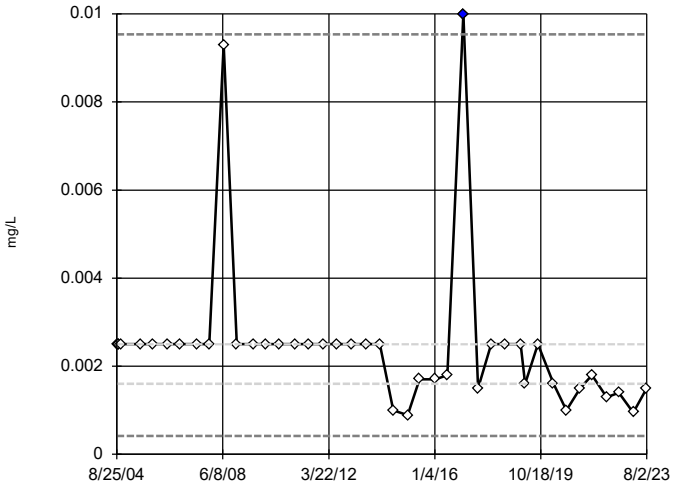

n = 42

Outlier is drawn as solid. Tukey's method selected by user.

Data were natural log transformed to achieve best W statistic (graph shown in original units).

High cutoff = 0.009537, low cutoff = 0.0004194, based on IQR multiplier of 3.

Constituent: Vanadium Analysis Run 3/6/2024 11:31 AM View: Outliers

Plant McIntosh Data: McIntosh LF4 CCR

Sanitas™ v.10.0.16 . UG

Tukey's Outlier Screening

GWC-12

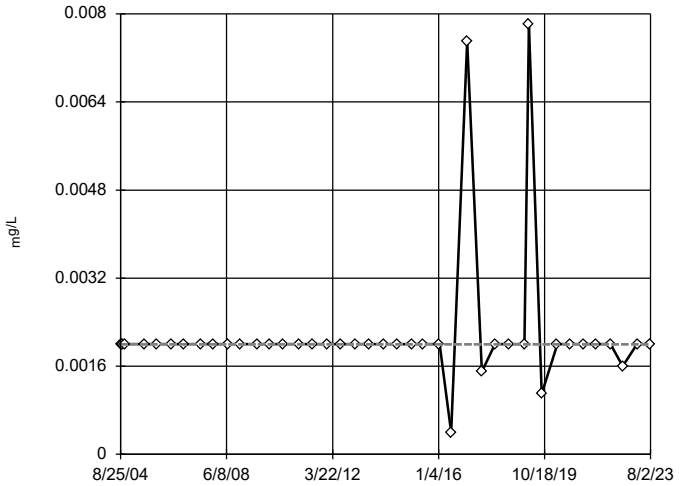

n = 42

No outliers found. Tukey's method selected by user.

Data were natural log transformed to achieve best W statistic (graph shown in original units).

The results were invalidated, because the lower and upper quartiles are equal.

Constituent: Vanadium Analysis Run 3/6/2024 11:31 AM View: Outliers

Plant McIntosh Data: McIntosh LF4 CCR

Sanitas™ v.10.0.16 . UG

Tukey's Outlier Screening

GWC-17 (bg)

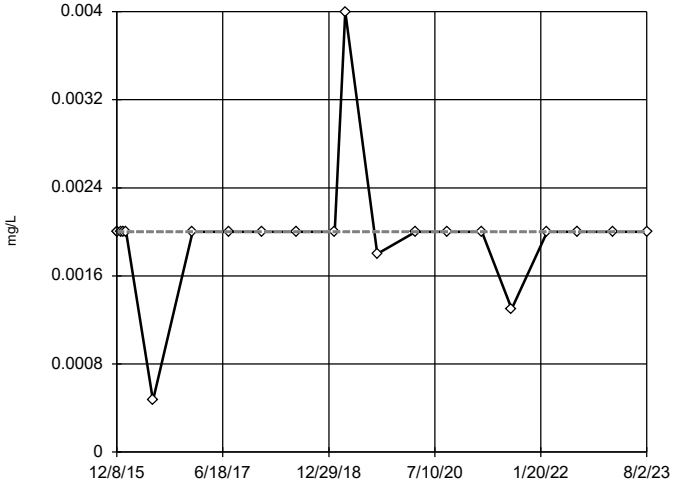

n = 21

No outliers found. Tukey's method selected by user.

Data were square root transformed to achieve best W statistic (graph shown in original units).

The results were invalidated, because the lower and upper quartiles are equal.

Constituent: Vanadium Analysis Run 3/6/2024 11:31 AM View: Outliers

Plant McIntosh Data: McIntosh LF4 CCR

Sanitas™ v.10.0.16 . UG

Tukey's Outlier Screening

GWC-18 (bg)

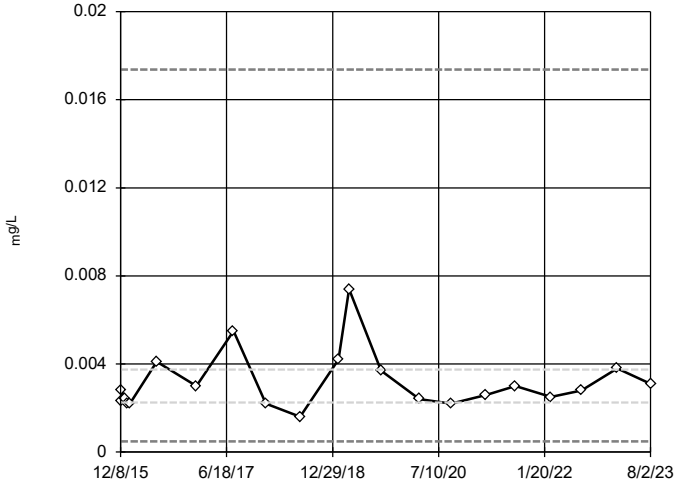

n = 21

No outliers found. Tukey's method selected by user.

Data were natural log transformed to achieve best W statistic (graph shown in original units).

High cutoff = 0.01737, low cutoff = 0.0004856, based on IQR multiplier of 3.

Constituent: Vanadium Analysis Run 3/6/2024 11:31 AM View: Outliers

Plant McIntosh Data: McIntosh LF4 CCR

Sanitas™ v.10.0.16 . UG

Tukey's Outlier Screening

GWC-19

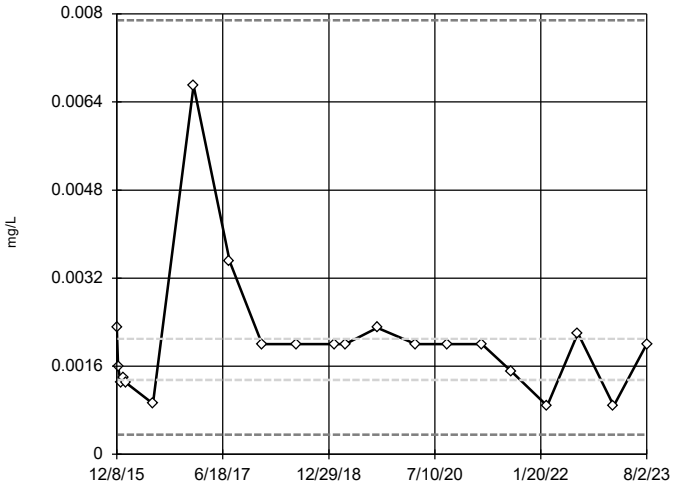

n = 21

No outliers found. Tukey's method selected by user.

Data were natural log transformed to achieve best W statistic (graph shown in original units).

High cutoff = 0.007885, low cutoff = 0.0003589, based on IQR multiplier of 3.

Constituent: Vanadium Analysis Run 3/6/2024 11:31 AM View: Outliers

Plant McIntosh Data: McIntosh LF4 CCR

Sanitas™ v.10.0.16 . UG

Tukey's Outlier Screening

GWC-20

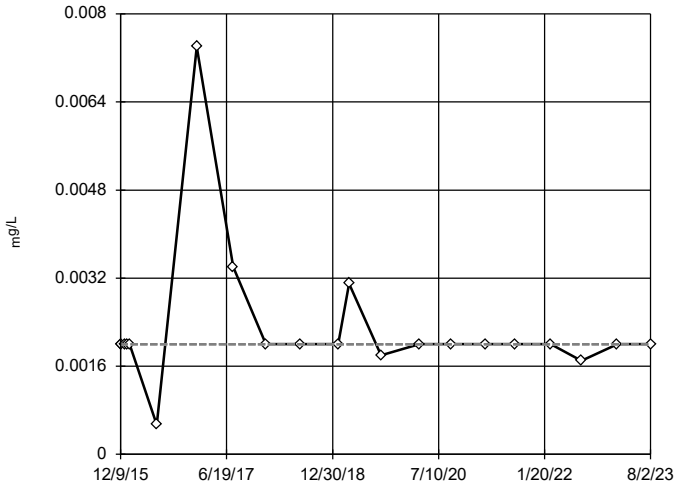

n = 21

No outliers found. Tukey's method selected by user.

Data were natural log transformed to achieve best W statistic (graph shown in original units).

The results were invalidated, because the lower and upper quartiles are equal.

Constituent: Vanadium Analysis Run 3/6/2024 11:31 AM View: Outliers

Plant McIntosh Data: McIntosh LF4 CCR

Sanitas™ v.10.0.16 . UG

Tukey's Outlier Screening

GWC-21

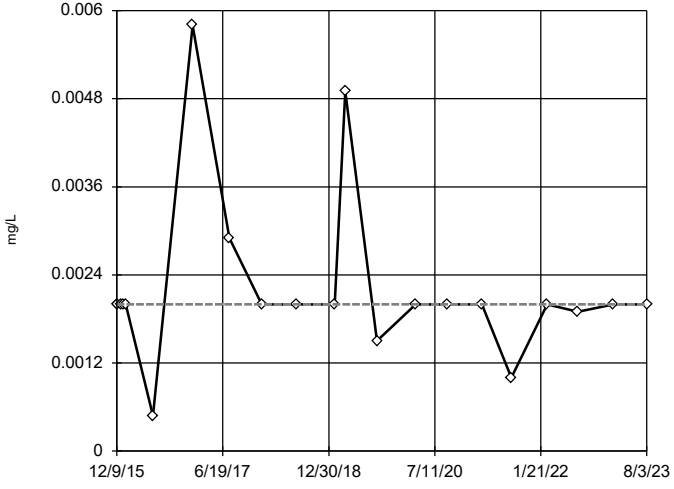

n = 21

No outliers found. Tukey's method selected by user.

Data were cube root transformed to achieve best W statistic (graph shown in original units).

The results were invalidated, because the lower and upper quartiles are equal.

Constituent: Vanadium Analysis Run 3/6/2024 11:31 AM View: Outliers

Plant McIntosh Data: McIntosh LF4 CCR

Sanitas™ v.10.0.16 . UG

Tukey's Outlier Screening

GWC-23

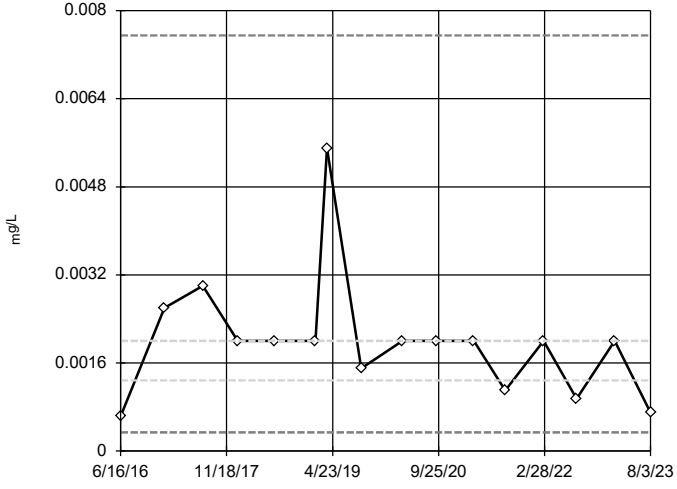

n = 16

No outliers found. Tukey's method selected by user.

Data were natural log transformed to achieve best W statistic (graph shown in original units).

High cutoff = 0.007549, low cutoff = 0.0003403, based on IQR multiplier of 3.

Constituent: Vanadium Analysis Run 3/6/2024 11:31 AM View: Outliers

Plant McIntosh Data: McIntosh LF4 CCR

Sanitas™ v.10.0.16 . UG

Tukey's Outlier Screening

GWC-9

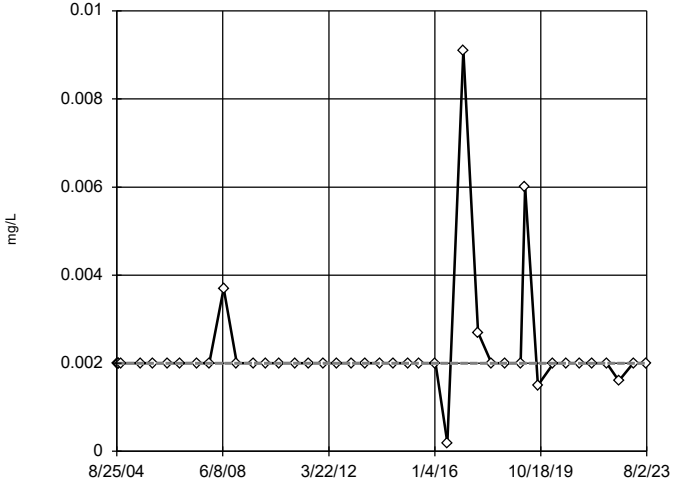

n = 42

No outliers found. Tukey's method selected by user.

Data were cube root transformed to achieve best W statistic (graph shown in original units).

The results were invalidated, because the lower and upper quartiles are equal.

Constituent: Vanadium Analysis Run 3/6/2024 11:31 AM View: Outliers

Plant McIntosh Data: McIntosh LF4 CCR

Sanitas™ v.10.0.16 . UG

Tukey's Outlier Screening

GWA-13 (bg)

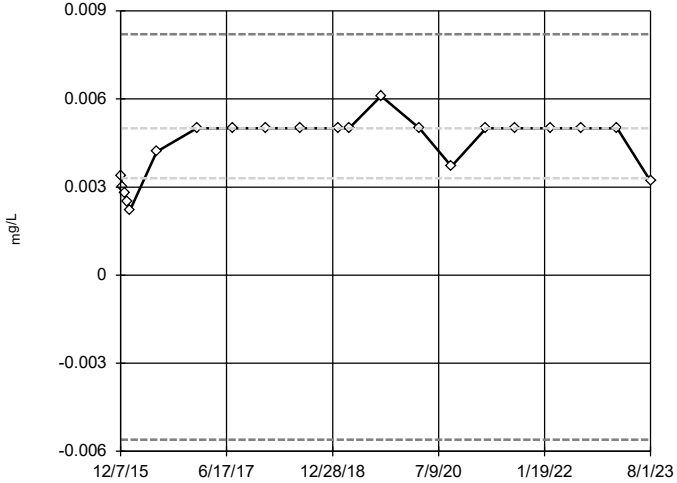

n = 21

No outliers found. Tukey's method selected by user.

Data were square transformed to achieve best W statistic (graph shown in original units).

High cutoff = 0.008204, low cutoff = -0.005604, based on IQR multiplier of 3.

Constituent: Zinc Analysis Run 3/6/2024 11:31 AM View: Outliers

Plant McIntosh Data: McIntosh LF4 CCR

Sanitas™ v.10.0.16 . UG

Tukey's Outlier Screening

GWA-14 (bg)

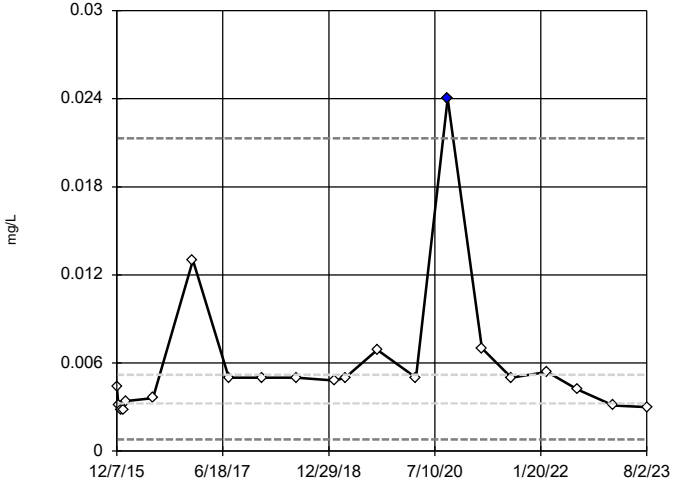

n = 21

Outlier is drawn as solid. Tukey's method selected by user.

Data were natural log transformed to achieve best W statistic (graph shown in original units).

High cutoff = 0.0213, low cutoff = 0.0007918, based on IQR multiplier of 3.

Constituent: Zinc Analysis Run 3/6/2024 11:31 AM View: Outliers

Plant McIntosh Data: McIntosh LF4 CCR

Sanitas™ v.10.0.16 . UG

Tukey's Outlier Screening

GWA-15 (bg)

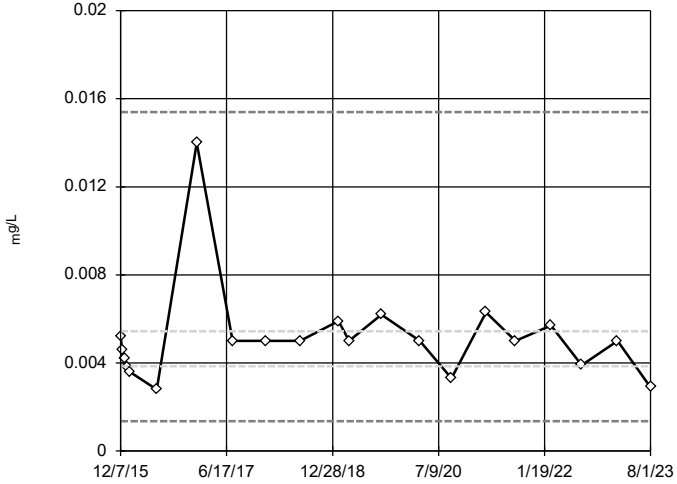

n = 21

No outliers found. Tukey's method selected by user.

Data were natural log transformed to achieve best W statistic (graph shown in original units).

High cutoff = 0.0154, low cutoff = 0.001361, based on IQR multiplier of 3.

Constituent: Zinc Analysis Run 3/6/2024 11:31 AM View: Outliers

Plant McIntosh Data: McIntosh LF4 CCR

Sanitas™ v.10.0.16 . UG

Tukey's Outlier Screening

GWA-16 (bg)

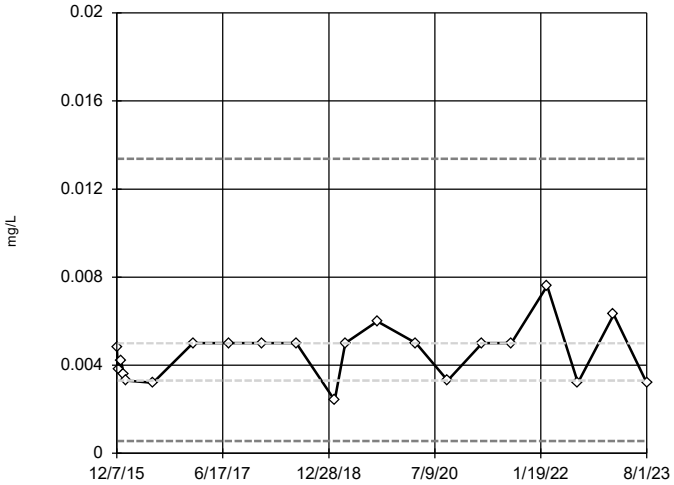

n = 21

No outliers found.
Tukey's method selected by user.

Data were cube root transformed to achieve best W statistic (graph shown in original units).

High cutoff = 0.01337, low cutoff = 0.0005621, based on IQR multiplier of 3.

Constituent: Zinc Analysis Run 3/6/2024 11:31 AM View: Outliers
Plant McIntosh Data: McIntosh LF4 CCR

Sanitas™ v.10.0.16 . UG

Tukey's Outlier Screening

GWA-2 (bg)

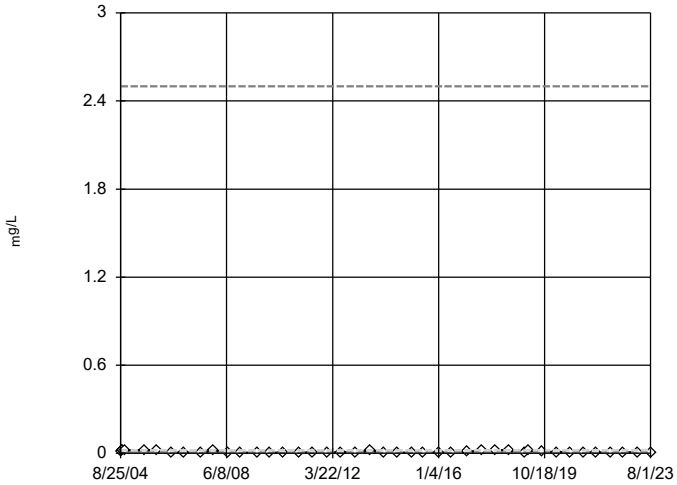

n = 42

No outliers found.
Tukey's method selected by user.

Data were natural log transformed to achieve best W statistic (graph shown in original units).

High cutoff = 2.5, low cutoff = 0.000032, based on IQR multiplier of 3.

Constituent: Zinc Analysis Run 3/6/2024 11:31 AM View: Outliers
Plant McIntosh Data: McIntosh LF4 CCR

Sanitas™ v.10.0.16 . UG

Tukey's Outlier Screening

GWA-3 (bg)

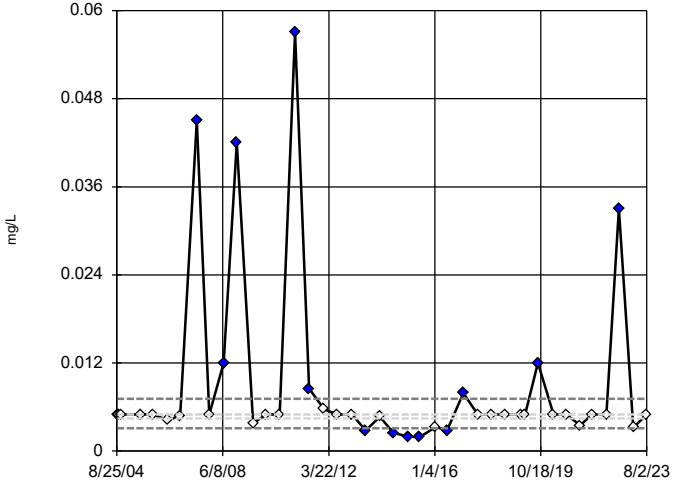

n = 42

Outliers are drawn as solid.
Tukey's method selected by user.

Data were natural log transformed to achieve best W statistic (graph shown in original units).

High cutoff = 0.007126, low cutoff = 0.003117, based on IQR multiplier of 3.

Constituent: Zinc Analysis Run 3/6/2024 11:31 AM View: Outliers
Plant McIntosh Data: McIntosh LF4 CCR

Sanitas™ v.10.0.16 . UG

Tukey's Outlier Screening

GWA-4A (bg)

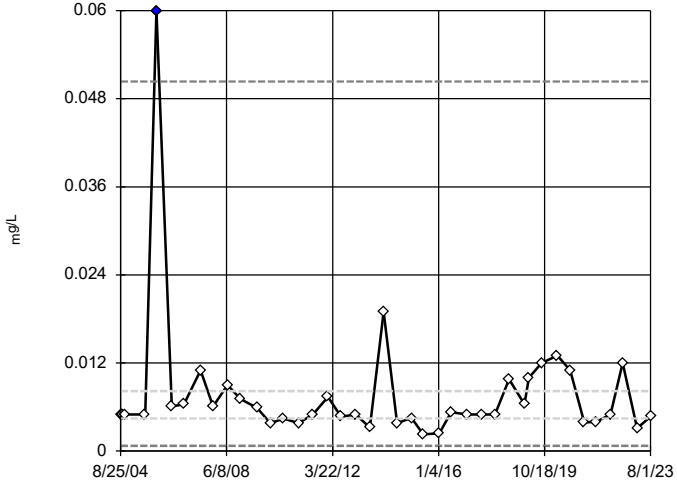

n = 42

Outlier is drawn as solid.
Tukey's method selected by user.

Data were natural log transformed to achieve best W statistic (graph shown in original units).

High cutoff = 0.05034, low cutoff = 0.0007213, based on IQR multiplier of 3.

Constituent: Zinc Analysis Run 3/6/2024 11:31 AM View: Outliers
Plant McIntosh Data: McIntosh LF4 CCR

Sanitas™ v.10.0.16 . UG

Tukey's Outlier Screening

GWA-5 (bg)

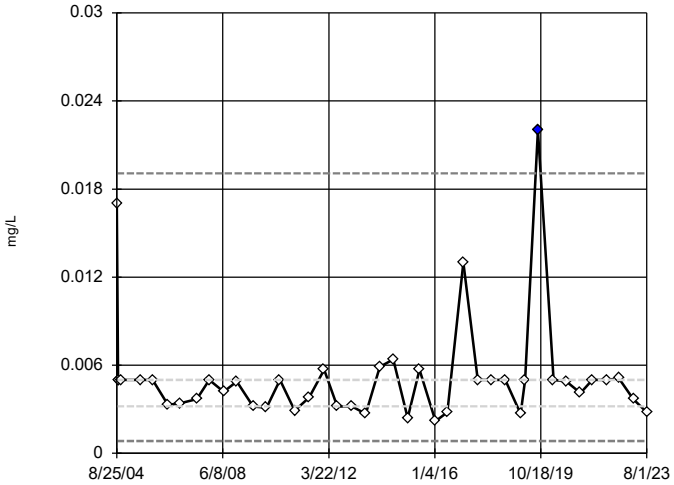

n = 42

Outlier is drawn as solid.
Tukey's method selected by user.

Data were natural log transformed to achieve best W statistic (graph shown in original units).

High cutoff = 0.01907, low cutoff = 0.0008389, based on IQR multiplier of 3.

Constituent: Zinc Analysis Run 3/6/2024 11:31 AM View: Outliers
Plant McIntosh Data: McIntosh LF4 CCR

Sanitas™ v.10.0.16 . UG

Tukey's Outlier Screening

GWC-1

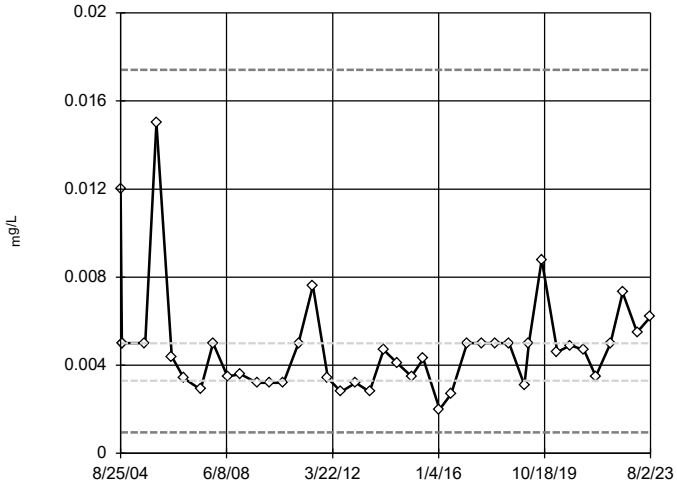

n = 41

No outliers found.
Tukey's method selected by user.

Data were natural log transformed to achieve best W statistic (graph shown in original units).

High cutoff = 0.01742, low cutoff = 0.000947, based on IQR multiplier of 3.

Constituent: Zinc Analysis Run 3/6/2024 11:31 AM View: Outliers
Plant McIntosh Data: McIntosh LF4 CCR

Sanitas™ v.10.0.16 . UG

Tukey's Outlier Screening

GWC-10

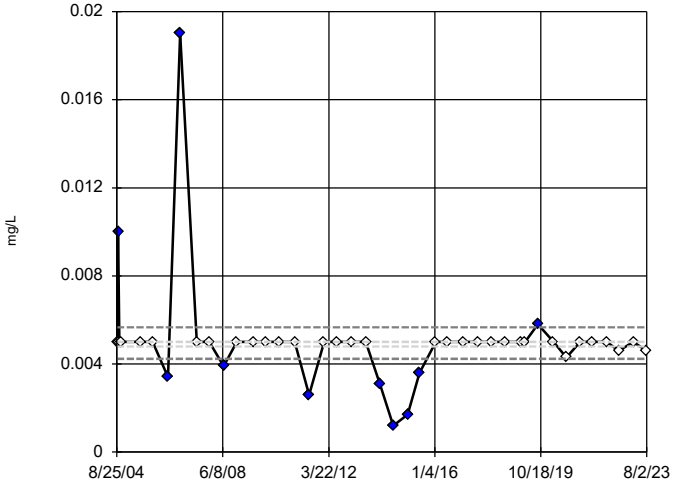

n = 42

Outliers are drawn as solid.
Tukey's method selected by user.

Data were natural log transformed to achieve best W statistic (graph shown in original units).

High cutoff = 0.005666, low cutoff = 0.004232, based on IQR multiplier of 3.

Constituent: Zinc Analysis Run 3/6/2024 11:31 AM View: Outliers
Plant McIntosh Data: McIntosh LF4 CCR

Sanitas™ v.10.0.16 . UG

Tukey's Outlier Screening

GWC-11

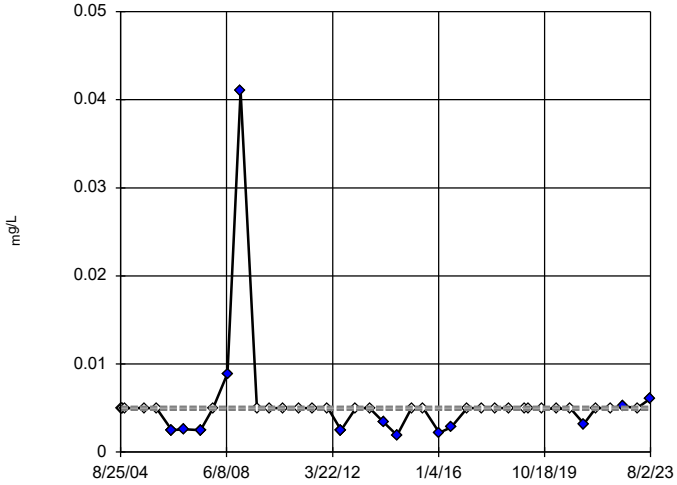

n = 42

Outliers are drawn as solid.
Tukey's method selected by user.

Data were natural log transformed to achieve best W statistic (graph shown in original units).

High cutoff = 0.005154, low cutoff = 0.004802, based on IQR multiplier of 3.

Constituent: Zinc Analysis Run 3/6/2024 11:31 AM View: Outliers
Plant McIntosh Data: McIntosh LF4 CCR

Sanitas™ v.10.0.16 . UG

Tukey's Outlier Screening

GWC-12

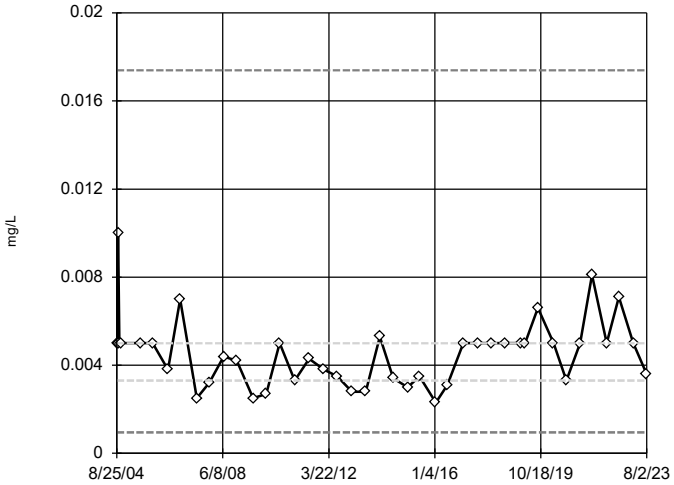

n = 42

No outliers found. Tukey's method selected by user.

Data were natural log transformed to achieve best W statistic (graph shown in original units).

High cutoff = 0.01739, low cutoff = 0.0009487, based on IQR multiplier of 3.

Constituent: Zinc Analysis Run 3/6/2024 11:31 AM View: Outliers

Plant McIntosh Data: McIntosh LF4 CCR

Sanitas™ v.10.0.16 . UG

Tukey's Outlier Screening

GWC-17 (bg)

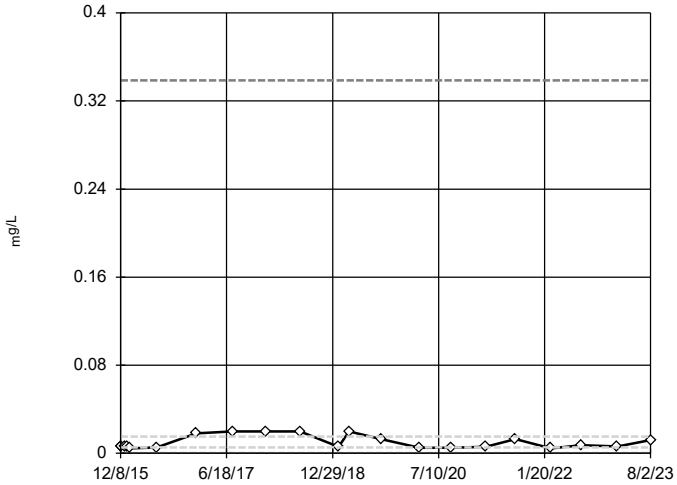

n = 21

No outliers found. Tukey's method selected by user.

Data were natural log transformed to achieve best W statistic (graph shown in original units).

High cutoff = 0.3386, low cutoff = 0.0002461, based on IQR multiplier of 3.

Constituent: Zinc Analysis Run 3/6/2024 11:31 AM View: Outliers

Plant McIntosh Data: McIntosh LF4 CCR

Sanitas™ v.10.0.16 . UG

Tukey's Outlier Screening

GWC-18 (bg)

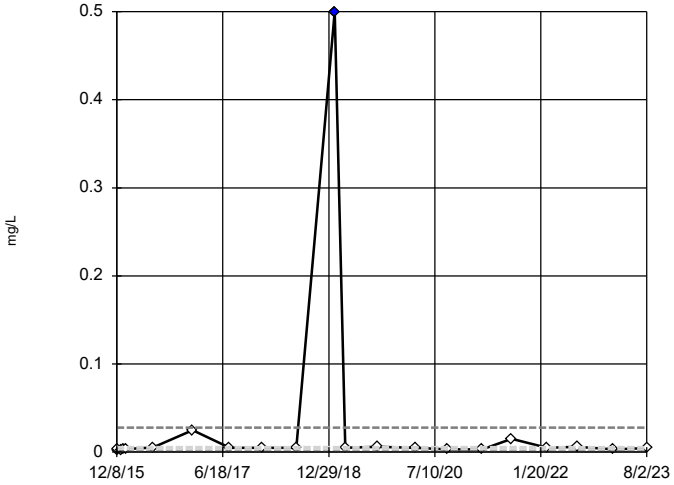

n = 21

Outlier is drawn as solid. Tukey's method selected by user.

Data were natural log transformed to achieve best W statistic (graph shown in original units).

High cutoff = 0.02776, low cutoff = 0.0006331, based on IQR multiplier of 3.

Constituent: Zinc Analysis Run 3/6/2024 11:31 AM View: Outliers

Plant McIntosh Data: McIntosh LF4 CCR

Sanitas™ v.10.0.16 . UG

Tukey's Outlier Screening

GWC-19

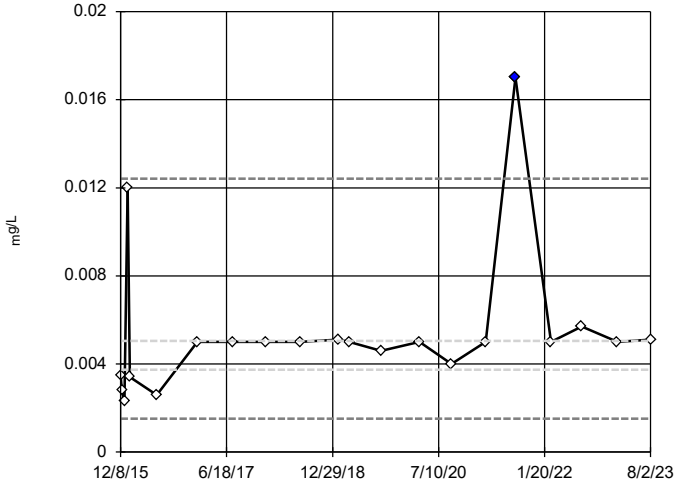

n = 21

Outlier is drawn as solid. Tukey's method selected by user.

Data were natural log transformed to achieve best W statistic (graph shown in original units).

High cutoff = 0.01241, low cutoff = 0.001522, based on IQR multiplier of 3.

Constituent: Zinc Analysis Run 3/6/2024 11:31 AM View: Outliers

Plant McIntosh Data: McIntosh LF4 CCR

Sanitas™ v.10.0.16 . UG

Tukey's Outlier Screening

GWC-20

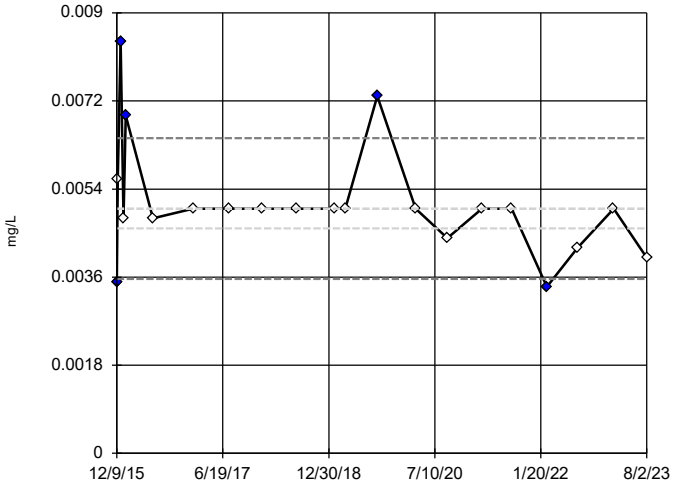

n = 21

Outliers are drawn as solid.
Tukey's method selected by user.

Data were natural log transformed to achieve best W statistic (graph shown in original units).

High cutoff = 0.006439, low cutoff = 0.003568, based on IQR multiplier of 3.

Constituent: Zinc Analysis Run 3/6/2024 11:31 AM View: Outliers
Plant McIntosh Data: McIntosh LF4 CCR

Sanitas™ v.10.0.16 . UG

Tukey's Outlier Screening

GWC-21

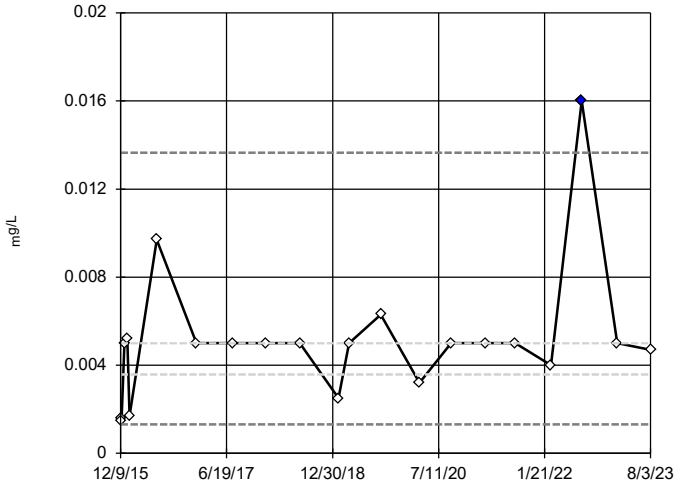

n = 21

Outlier is drawn as solid.
Tukey's method selected by user.

Data were natural log transformed to achieve best W statistic (graph shown in original units).

High cutoff = 0.01365, low cutoff = 0.001311, based on IQR multiplier of 3.

Constituent: Zinc Analysis Run 3/6/2024 11:31 AM View: Outliers
Plant McIntosh Data: McIntosh LF4 CCR

Sanitas™ v.10.0.16 . UG

Tukey's Outlier Screening

GWC-23

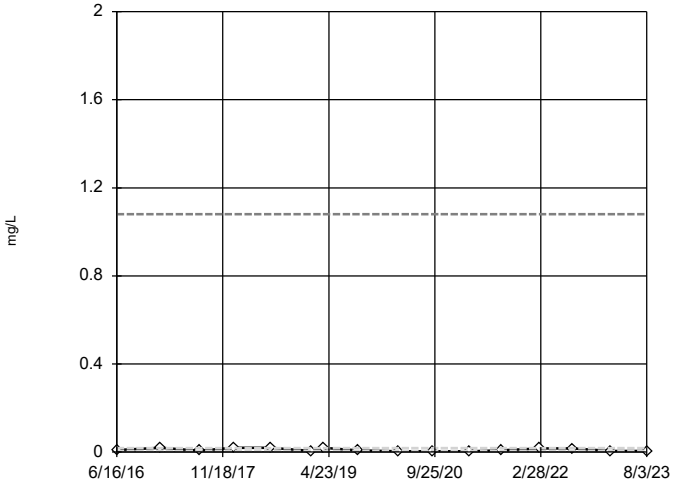

n = 16

No outliers found.
Tukey's method selected by user.

Data were natural log transformed to achieve best W statistic (graph shown in original units).

High cutoff = 1.08, low cutoff = 0.00008104, based on IQR multiplier of 3.

Constituent: Zinc Analysis Run 3/6/2024 11:31 AM View: Outliers
Plant McIntosh Data: McIntosh LF4 CCR

Sanitas™ v.10.0.16 . UG

Tukey's Outlier Screening

GWC-9

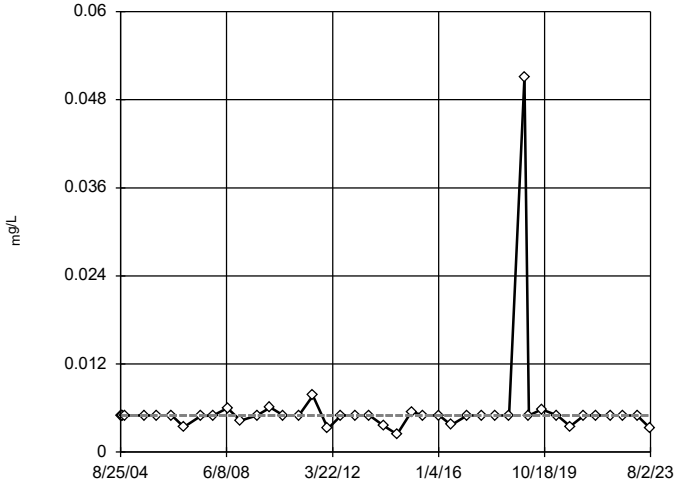

n = 42

No outliers found.
Tukey's method selected by user.

Data were natural log transformed to achieve best W statistic (graph shown in original units).

The results were invalidated, because the lower and upper quartiles are equal.

Constituent: Zinc Analysis Run 3/6/2024 11:31 AM View: Outliers
Plant McIntosh Data: McIntosh LF4 CCR

Tukey's Outlier Test - Upgradient Wells - Significant Results

Plant McIntosh Client: Southern Company Data: McIntosh LF4 CCR Printed 3/11/2024, 4:52 PM

Constituent	Well	Outlier	Value(s)	Method	Alpha	N	Mean	Std. Dev.	Distribution	Normality Test
Calcium (mg/L)	**GWA-13,GWA-14,GWA...**	**Yes**	**5.5,3.4,3.1,4.39,2.9,2.9,2.7,2.8,2.8,3.3,3.3,3.3,**	**NP**	**NaN**	**231**	**2.456**	**4.611**	**x^6**	**ChiSquared**
Chloride (mg/L)	**GWA-13,GWA-14,GWA...**	**Yes**	**9.4,8.3,8.6,6.3,6.1,6.1,6.2,18**	**NP**	**NaN**	**230**	**4.183**	**1.224**	**x^6**	**ChiSquared**
pH (S.U.)	**GWA-13,GWA-14,GWA...**	**Yes**	**7.1,6.87,6.84,6.42,6.57,6.51,6.43,6.48,6.58,6.37,**	**NP**	**NaN**	**250**	**5.204**	**0.4928**	**x^6**	**ChiSquared**
Total Dissolved Solids (mg/L)	**GWA-13,GWA-14,GWA...**	**Yes**	**47,47,65,58,56,67,55,48,48,48,48,46,62,85,106,150**	**NP**	**NaN**	**230**	**28.03**	**23.28**	**x^6**	**ChiSquared**

Tukey's Outlier Test - Upgradient Wells - All Results

Plant McIntosh Client: Southern Company Data: McIntosh LF4 CCR Printed 3/11/2024, 4:52 PM

Constituent	Well	Outlier	Value(s)	Method	Alpha	N	Mean	Std. Dev.	Distribution	Normality Test
Boron (mg/L)	GWA-13,GWA-14,GWA...	n/a	n/a	NP	NaN	230	0.07395	0.01824	unknown	ChiSquared
Calcium (mg/L)	**GWA-13,GWA-14,GWA...**	**Yes**	**5.5,3.4,3.1,4.39,2.9,2.9,2.7,2.8,2.8,3.3,3.3,3.3,**	**NP**	**NaN**	**231**	**2.456**	**4.611**	**x^6**	**ChiSquared**
Chloride (mg/L)	**GWA-13,GWA-14,GWA...**	**Yes**	**9.4,8.3,8.6,6.3,6.1,6.1,6.2,18**	**NP**	**NaN**	**230**	**4.183**	**1.224**	**x^6**	**ChiSquared**
Fluoride (mg/L)	GWA-13,GWA-14,GWA...	n/a	n/a	NP	NaN	231	0.1434	0.1571	unknown	ChiSquared
pH (S.U.)	**GWA-13,GWA-14,GWA...**	**Yes**	**7.1,6.87,6.84,6.42,6.57,6.51,6.43,6.48,6.58,6.37,**	**NP**	**NaN**	**250**	**5.204**	**0.4928**	**x^6**	**ChiSquared**
Total Dissolved Solids (mg/L)	**GWA-13,GWA-14,GWA...**	**Yes**	**47,47,65,58,56,67,55,48,48,48,48,46,62,85,106,150**	**NP**	**NaN**	**230**	**28.03**	**23.28**	**x^6**	**ChiSquared**

Tukey's Outlier Screening, Pooled Background

GWA-13,GWA-14,GWA-15,GWA-16,GWA-2,GWA...

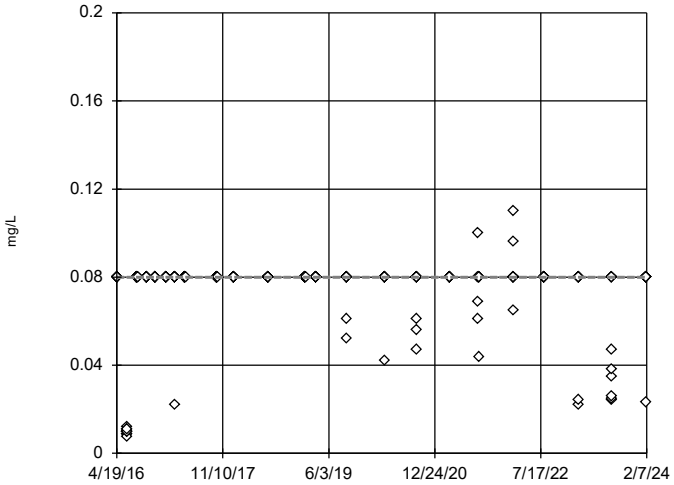

n = 230

No outliers found.
Tukey's method selected by user.

Data were x^4 transformed to achieve best W statistic (graph shown in original units).

The results were invalidated, because the lower and upper quartiles are equal.

Constituent: Boron Analysis Run 3/11/2024 4:51 PM View: Outliers - Upgradient
Plant McIntosh Client: Southern Company Data: McIntosh LF4 CCR

Sanitas™ v.10.0.16 . UG

Tukey's Outlier Screening, Pooled Background

GWA-13,GWA-14,GWA-15,GWA-16,GWA-2,GWA...

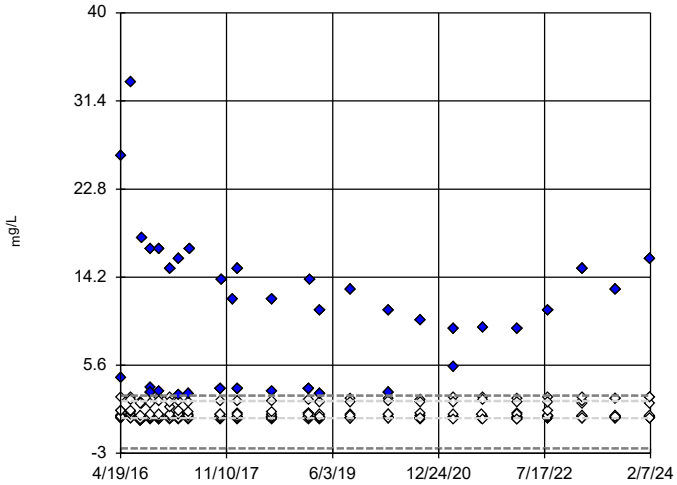

n = 231

Outliers are drawn as solid.
Tukey's method selected by user.

Data were x^6 transformed to achieve best W statistic (graph shown in original units).

High cutoff = 2.646, low cutoff = -2.522, based on IQR multiplier of 3.

Constituent: Calcium Analysis Run 3/11/2024 4:51 PM View: Outliers - Upgradient
Plant McIntosh Client: Southern Company Data: McIntosh LF4 CCR

Sanitas™ v.10.0.16 . UG

Tukey's Outlier Screening, Pooled Background

GWA-13,GWA-14,GWA-15,GWA-16,GWA-2,GWA...

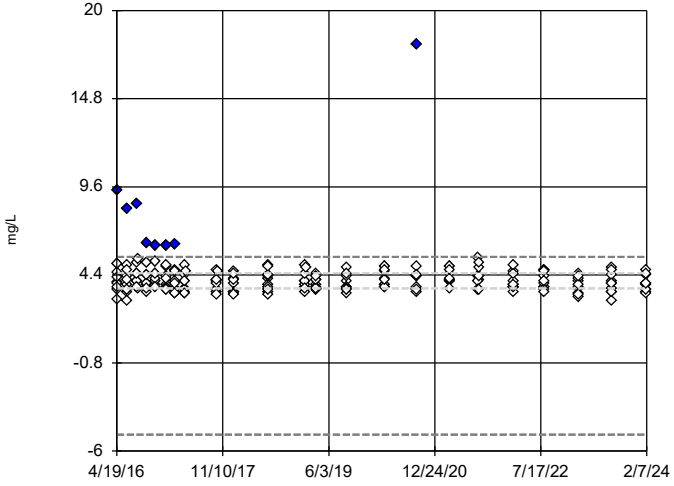

n = 230

Outliers are drawn as solid.
Tukey's method selected by user.

Data were x^6 transformed to achieve best W statistic (graph shown in original units).

High cutoff = 5.467, low cutoff = -5.03, based on IQR multiplier of 3.

Constituent: Chloride Analysis Run 3/11/2024 4:51 PM View: Outliers - Upgradient
Plant McIntosh Client: Southern Company Data: McIntosh LF4 CCR

Sanitas™ v.10.0.16 . UG

Tukey's Outlier Screening, Pooled Background

GWA-13,GWA-14,GWA-15,GWA-16,GWA-2,GWA...

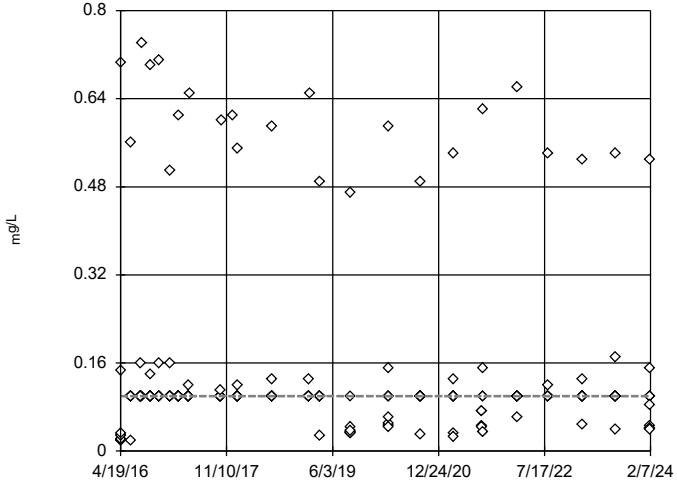

n = 231

No outliers found.
Tukey's method selected by user.

Data were cube transformed to achieve best W statistic (graph shown in original units).

The results were invalidated, because the lower and upper quartiles are equal.

Constituent: Fluoride Analysis Run 3/11/2024 4:51 PM View: Outliers - Upgradient
Plant McIntosh Client: Southern Company Data: McIntosh LF4 CCR

Tukey's Outlier Screening, Pooled Background

GWA-13,GWA-14,GWA-15,GWA-16,GWA-2,GWA...

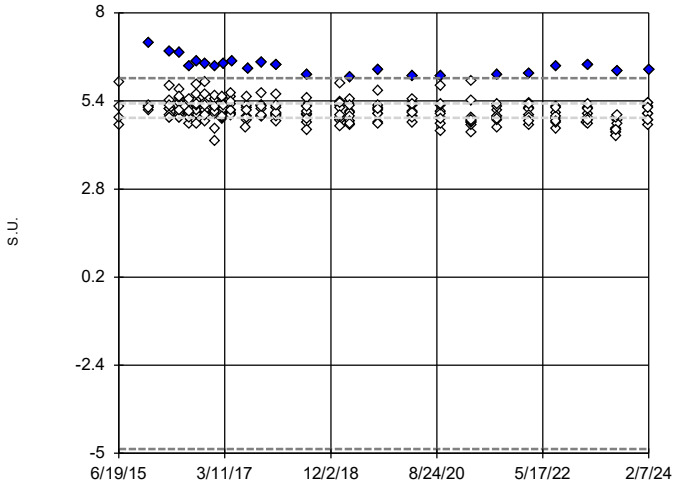

n = 250

Outliers are drawn as solid.
Tukey's method selected by user.

Data were x^6 transformed to achieve best W statistic (graph shown in original units).

High cutoff = 6.073, low cutoff = -4.875, based on IQR multiplier of 3.

Constituent: pH Analysis Run 3/11/2024 4:51 PM View: Outliers - Upgradient
Plant McIntosh Client: Southern Company Data: McIntosh LF4 CCR

Sanitas™ v.10.0.16 . UG

Tukey's Outlier Screening, Pooled Background

GWA-13,GWA-14,GWA-15,GWA-16,GWA-2,GWA...

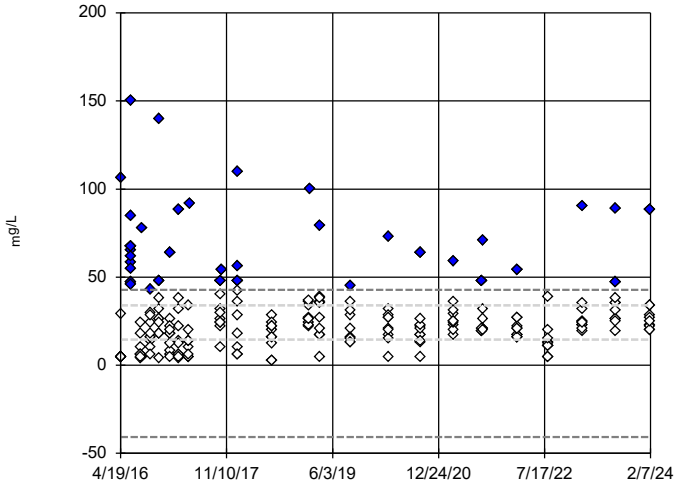

n = 230

Outliers are drawn as solid.
Tukey's method selected by user.

Data were x^6 transformed to achieve best W statistic (graph shown in original units).

High cutoff = 42.8, low cutoff = -40.78, based on IQR multiplier of 3.

Constituent: Total Dissolved Solids Analysis Run 3/11/2024 4:51 PM View: Outliers - Upgradient
Plant McIntosh Client: Southern Company Data: McIntosh LF4 CCR

FIGURE D.

Appendix I - Welch's t-test/Mann-Whitney - Significant Results

Plant McIntosh Data: McIntosh LF4 CCR Printed 3/6/2024, 12:02 PM

Constituent	Well	Calc.	0.01	Alpha	Method
Antimony (mg/L)	**GWC-1**	**-3.392**	**Yes**	**0.01**	**Mann-W**
Barium (mg/L)	**GWC-18 (bg)**	**-2.915**	**Yes**	**0.01**	**Mann-W**
Barium (mg/L)	**GWC-19**	**-2.615**	**Yes**	**0.01**	**Mann-W**
Cadmium (mg/L)	**GWC-1**	**-3.392**	**Yes**	**0.01**	**Mann-W**
Cadmium (mg/L)	**GWC-9**	**-4.794**	**Yes**	**0.01**	**Mann-W**
Chromium (mg/L)	**GWC-23**	**2.775**	**Yes**	**0.01**	**Mann-W**
Cobalt (mg/L)	**GWA-3 (bg)**	**-3.893**	**Yes**	**0.01**	**Mann-W**
Cobalt (mg/L)	**GWC-17 (bg)**	**2.594**	**Yes**	**0.01**	**Mann-W**
Cobalt (mg/L)	**GWC-20**	**-2.6**	**Yes**	**0.01**	**Mann-W**
Cobalt (mg/L)	**GWC-21**	**-2.991**	**Yes**	**0.01**	**Mann-W**
Cobalt (mg/L)	**GWC-23**	**-2.938**	**Yes**	**0.01**	**Mann-W**
Lead (mg/L)	**GWA-3 (bg)**	**3.202**	**Yes**	**0.01**	**Mann-W**
Nickel (mg/L)	**GWA-2 (bg)**	**-2.886**	**Yes**	**0.01**	**Mann-W**
Nickel (mg/L)	**GWC-1**	**-2.957**	**Yes**	**0.01**	**Mann-W**
Nickel (mg/L)	**GWC-18 (bg)**	**-2.696**	**Yes**	**0.01**	**Mann-W**
Vanadium (mg/L)	**GWC-11**	**-3.082**	**Yes**	**0.01**	**Mann-W**

Appendix I - Welch's t-test/Mann-Whitney - All Results

Plant McIntosh Data: McIntosh LF4 CCR Printed 3/6/2024, 12:02 PM

Constituent	Well	Calc.	0.01	Alpha	Method
Antimony (mg/L)	GWA-13 (bg)	0.3128	No	0.01	Mann-W
Antimony (mg/L)	GWA-14 (bg)	0.3128	No	0.01	Mann-W
Antimony (mg/L)	GWA-2 (bg)	0.2261	No	0.01	Mann-W
Antimony (mg/L)	GWA-3 (bg)	-0.05386	No	0.01	Mann-W
Antimony (mg/L)	**GWC-1**	**-3.392**	**Yes**	**0.01**	**Mann-W**
Antimony (mg/L)	GWC-18 (bg)	0.3128	No	0.01	Mann-W
Arsenic (mg/L)	GWA-13 (bg)	0.3128	No	0.01	Mann-W
Arsenic (mg/L)	GWA-14 (bg)	0.3128	No	0.01	Mann-W
Arsenic (mg/L)	GWA-15 (bg)	0.6877	No	0.01	Mann-W
Arsenic (mg/L)	GWA-16 (bg)	0.3128	No	0.01	Mann-W
Arsenic (mg/L)	GWA-3 (bg)	0.1349	No	0.01	Mann-W
Arsenic (mg/L)	GWA-4A (bg)	-1.128	No	0.01	Mann-W
Arsenic (mg/L)	GWA-5 (bg)	0.1303	No	0.01	Mann-W
Arsenic (mg/L)	GWC-1	0.2261	No	0.01	Mann-W
Arsenic (mg/L)	GWC-10	-1.495	No	0.01	Mann-W
Arsenic (mg/L)	GWC-11	-1.426	No	0.01	Mann-W
Arsenic (mg/L)	GWC-12	0.2723	No	0.01	Mann-W
Arsenic (mg/L)	GWC-17 (bg)	0.828	No	0.01	Mann-W
Arsenic (mg/L)	GWC-18 (bg)	-0.3092	No	0.01	Mann-W
Arsenic (mg/L)	GWC-19	-0.7176	No	0.01	Mann-W
Arsenic (mg/L)	GWC-20	0.6877	No	0.01	Mann-W
Arsenic (mg/L)	GWC-21	0.3282	No	0.01	Mann-W
Arsenic (mg/L)	GWC-23	-0.4299	No	0.01	Mann-W
Arsenic (mg/L)	GWC-9	0.4889	No	0.01	Mann-W
Barium (mg/L)	GWA-13 (bg)	1.934	No	0.01	Mann-W
Barium (mg/L)	GWA-14 (bg)	1.074	No	0.01	Mann-W
Barium (mg/L)	GWA-15 (bg)	-0.3125	No	0.01	Mann-W
Barium (mg/L)	GWA-16 (bg)	2.06	No	0.01	Mann-W
Barium (mg/L)	GWA-2 (bg)	1.418	No	0.01	Mann-W
Barium (mg/L)	GWA-3 (bg)	-1.144	No	0.01	Mann-W
Barium (mg/L)	GWA-4A (bg)	-1.251	No	0.01	Mann-W
Barium (mg/L)	GWA-5 (bg)	0.1834	No	0.01	Mann-W
Barium (mg/L)	GWC-1	-2.202	No	0.01	Mann-W
Barium (mg/L)	GWC-10	-1.739	No	0.01	Mann-W
Barium (mg/L)	GWC-11	-2.329	No	0.01	Mann-W
Barium (mg/L)	GWC-12	-0.2093	No	0.01	Mann-W
Barium (mg/L)	GWC-17 (bg)	0.215	No	0.01	Mann-W
Barium (mg/L)	**GWC-18 (bg)**	**-2.915**	**Yes**	**0.01**	**Mann-W**
Barium (mg/L)	**GWC-19**	**-2.615**	**Yes**	**0.01**	**Mann-W**
Barium (mg/L)	GWC-20	-2.316	No	0.01	Mann-W
Barium (mg/L)	GWC-21	1.201	No	0.01	Mann-W
Barium (mg/L)	GWC-23	-2.505	No	0.01	Mann-W
Barium (mg/L)	GWC-9	0.2622	No	0.01	Mann-W
Beryllium (mg/L)	GWA-13 (bg)	0.7043	No	0.01	Mann-W
Beryllium (mg/L)	GWA-14 (bg)	0.5259	No	0.01	Mann-W
Beryllium (mg/L)	GWA-15 (bg)	0.3128	No	0.01	Mann-W
Beryllium (mg/L)	GWA-16 (bg)	0.5259	No	0.01	Mann-W
Beryllium (mg/L)	GWA-2 (bg)	0.7466	No	0.01	Mann-W
Beryllium (mg/L)	GWA-3 (bg)	0.377	No	0.01	Mann-W
Beryllium (mg/L)	GWA-4A (bg)	0.5836	No	0.01	Mann-W
Beryllium (mg/L)	GWA-5 (bg)	0.4778	No	0.01	Mann-W
Beryllium (mg/L)	GWC-1	0.9587	No	0.01	Mann-W
Beryllium (mg/L)	GWC-10	0.4889	No	0.01	Mann-W
Beryllium (mg/L)	GWC-11	0.377	No	0.01	Mann-W
Beryllium (mg/L)	GWC-12	-0.1917	No	0.01	Mann-W
Beryllium (mg/L)	GWC-17 (bg)	1.178	No	0.01	Mann-W
Beryllium (mg/L)	GWC-18 (bg)	0.3128	No	0.01	Mann-W
Beryllium (mg/L)	GWC-19	-0.6254	No	0.01	Mann-W
Beryllium (mg/L)	GWC-20	0.5371	No	0.01	Mann-W
Beryllium (mg/L)	GWC-21	0.5259	No	0.01	Mann-W
Beryllium (mg/L)	GWC-23	0.5971	No	0.01	Mann-W
Beryllium (mg/L)	GWC-9	0.5836	No	0.01	Mann-W
Cadmium (mg/L)	GWA-13 (bg)	0.5259	No	0.01	Mann-W
Cadmium (mg/L)	GWA-14 (bg)	0.5259	No	0.01	Mann-W
Cadmium (mg/L)	GWA-16 (bg)	0.3128	No	0.01	Mann-W
Cadmium (mg/L)	GWA-4A (bg)	-1.167	No	0.01	Mann-W
Cadmium (mg/L)	**GWC-1**	**-3.392**	**Yes**	**0.01**	**Mann-W**
Cadmium (mg/L)	GWC-17 (bg)	0.06836	No	0.01	Mann-W

Appendix I - Welch's t-test/Mann-Whitney - All Results

Plant McIntosh Data: McIntosh LF4 CCR Printed 3/6/2024, 12:02 PM

Constituent	Well	Calc.	0.01	Alpha	Method
Cadmium (mg/L)	GWC-18 (bg)	0.3128	No	0.01	Mann-W
Cadmium (mg/L)	GWC-19	-2.524	No	0.01	Mann-W
Cadmium (mg/L)	GWC-20	-2.249	No	0.01	Mann-W
Cadmium (mg/L)	GWC-21	-1.688	No	0.01	Mann-W
Cadmium (mg/L)	GWC-23	-2.087	No	0.01	Mann-W
Cadmium (mg/L)	**GWC-9**	**-4.794**	**Yes**	**0.01**	**Mann-W**
Chromium (mg/L)	GWA-13 (bg)	-0.3019	No	0.01	Mann-W
Chromium (mg/L)	GWA-14 (bg)	1.705	No	0.01	Mann-W
Chromium (mg/L)	GWA-15 (bg)	0.6084	No	0.01	Mann-W
Chromium (mg/L)	GWA-16 (bg)	1.164	No	0.01	Mann-W
Chromium (mg/L)	GWA-2 (bg)	0.6907	No	0.01	Mann-W
Chromium (mg/L)	GWA-3 (bg)	0.5277	No	0.01	Mann-W
Chromium (mg/L)	GWA-4A (bg)	-0.3098	No	0.01	Mann-W
Chromium (mg/L)	GWA-5 (bg)	-1.687	No	0.01	Mann-W
Chromium (mg/L)	GWC-1	0.4238	No	0.01	Mann-W
Chromium (mg/L)	GWC-10	0.1123	No	0.01	Mann-W
Chromium (mg/L)	GWC-11	-0.6531	No	0.01	Mann-W
Chromium (mg/L)	GWC-12	-0.8811	No	0.01	Mann-W
Chromium (mg/L)	GWC-17 (bg)	0.7495	No	0.01	Mann-W
Chromium (mg/L)	GWC-18 (bg)	1.082	No	0.01	Mann-W
Chromium (mg/L)	GWC-19	1.395	No	0.01	Mann-W
Chromium (mg/L)	GWC-20	0.04812	No	0.01	Mann-W
Chromium (mg/L)	GWC-21	-0.3282	No	0.01	Mann-W
Chromium (mg/L)	**GWC-23**	**2.775**	**Yes**	**0.01**	**Mann-W**
Chromium (mg/L)	GWC-9	-1.987	No	0.01	Mann-W
Cobalt (mg/L)	GWA-13 (bg)	-1.574	No	0.01	Mann-W
Cobalt (mg/L)	GWA-14 (bg)	-2.296	No	0.01	Mann-W
Cobalt (mg/L)	GWA-15 (bg)	-1.13	No	0.01	Mann-W
Cobalt (mg/L)	GWA-16 (bg)	-0.6159	No	0.01	Mann-W
Cobalt (mg/L)	GWA-2 (bg)	-0.8411	No	0.01	Mann-W
Cobalt (mg/L)	**GWA-3 (bg)**	**-3.893**	**Yes**	**0.01**	**Mann-W**
Cobalt (mg/L)	GWA-4A (bg)	-2.355	No	0.01	Mann-W
Cobalt (mg/L)	GWA-5 (bg)	-0.2773	No	0.01	Mann-W
Cobalt (mg/L)	GWC-1	-2.135	No	0.01	Mann-W
Cobalt (mg/L)	GWC-10	0.4889	No	0.01	Mann-W
Cobalt (mg/L)	GWC-11	-0.4884	No	0.01	Mann-W
Cobalt (mg/L)	GWC-12	-2.098	No	0.01	Mann-W
Cobalt (mg/L)	**GWC-17 (bg)**	**2.594**	**Yes**	**0.01**	**Mann-W**
Cobalt (mg/L)	GWC-18 (bg)	0.5259	No	0.01	Mann-W
Cobalt (mg/L)	GWC-19	0.9566	No	0.01	Mann-W
Cobalt (mg/L)	**GWC-20**	**-2.6**	**Yes**	**0.01**	**Mann-W**
Cobalt (mg/L)	**GWC-21**	**-2.991**	**Yes**	**0.01**	**Mann-W**
Cobalt (mg/L)	**GWC-23**	**-2.938**	**Yes**	**0.01**	**Mann-W**
Cobalt (mg/L)	GWC-9	-0.3391	No	0.01	Mann-W
Copper (mg/L)	GWA-13 (bg)	0.3638	No	0.01	Mann-W
Copper (mg/L)	GWA-14 (bg)	0.6151	No	0.01	Mann-W
Copper (mg/L)	GWA-15 (bg)	0.3638	No	0.01	Mann-W
Copper (mg/L)	GWA-16 (bg)	0.6151	No	0.01	Mann-W
Copper (mg/L)	GWA-2 (bg)	-0.4056	No	0.01	Mann-W
Copper (mg/L)	GWA-3 (bg)	-0.1932	No	0.01	Mann-W
Copper (mg/L)	GWA-4A (bg)	-0.9692	No	0.01	Mann-W
Copper (mg/L)	GWA-5 (bg)	-0.05805	No	0.01	Mann-W
Copper (mg/L)	GWC-1	0.2466	No	0.01	Mann-W
Copper (mg/L)	GWC-11	0.2944	No	0.01	Mann-W
Copper (mg/L)	GWC-12	0.4063	No	0.01	Mann-W
Copper (mg/L)	GWC-17 (bg)	0.2206	No	0.01	Mann-W
Copper (mg/L)	GWC-18 (bg)	0.2134	No	0.01	Mann-W
Copper (mg/L)	GWC-19	0.6151	No	0.01	Mann-W
Copper (mg/L)	GWC-20	0.6151	No	0.01	Mann-W
Copper (mg/L)	GWC-21	0.836	No	0.01	Mann-W
Copper (mg/L)	GWC-23	0.9784	No	0.01	Mann-W
Copper (mg/L)	GWC-9	0.1439	No	0.01	Mann-W
Lead (mg/L)	GWA-13 (bg)	0.3128	No	0.01	Mann-W
Lead (mg/L)	GWA-14 (bg)	0.5259	No	0.01	Mann-W
Lead (mg/L)	GWA-16 (bg)	0.5259	No	0.01	Mann-W
Lead (mg/L)	GWA-2 (bg)	0.03517	No	0.01	Mann-W
Lead (mg/L)	**GWA-3 (bg)**	**3.202**	**Yes**	**0.01**	**Mann-W**
Lead (mg/L)	GWA-4A (bg)	0.1167	No	0.01	Mann-W

Appendix I - Welch's t-test/Mann-Whitney - All Results

Plant McIntosh Data: McIntosh LF4 CCR Printed 3/6/2024, 12:02 PM

Constituent	Well	Calc.	0.01	Alpha	Method
Lead (mg/L)	GWA-5 (bg)	0.57	No	0.01	Mann-W
Lead (mg/L)	GWC-11	-1.161	No	0.01	Mann-W
Lead (mg/L)	GWC-18 (bg)	-1.987	No	0.01	Mann-W
Lead (mg/L)	GWC-20	0.3128	No	0.01	Mann-W
Lead (mg/L)	GWC-21	0.5259	No	0.01	Mann-W
Lead (mg/L)	GWC-23	-0.6418	No	0.01	Mann-W
Nickel (mg/L)	GWA-13 (bg)	-0.1959	No	0.01	Mann-W
Nickel (mg/L)	GWA-14 (bg)	0	No	0.01	Mann-W
Nickel (mg/L)	GWA-15 (bg)	0.1199	No	0.01	Mann-W
Nickel (mg/L)	GWA-16 (bg)	-0.4802	No	0.01	Mann-W
Nickel (mg/L)	**GWA-2 (bg)**	**-2.886**	**Yes**	**0.01**	**Mann-W**
Nickel (mg/L)	GWA-3 (bg)	-1.85	No	0.01	Mann-W
Nickel (mg/L)	GWA-4A (bg)	-2.219	No	0.01	Mann-W
Nickel (mg/L)	GWA-5 (bg)	-0.6931	No	0.01	Mann-W
Nickel (mg/L)	**GWC-1**	**-2.957**	**Yes**	**0.01**	**Mann-W**
Nickel (mg/L)	GWC-10	1.262	No	0.01	Mann-W
Nickel (mg/L)	GWC-11	0.3284	No	0.01	Mann-W
Nickel (mg/L)	GWC-12	-1.438	No	0.01	Mann-W
Nickel (mg/L)	GWC-17 (bg)	-0.586	No	0.01	Mann-W
Nickel (mg/L)	**GWC-18 (bg)**	**-2.696**	**Yes**	**0.01**	**Mann-W**
Nickel (mg/L)	GWC-19	-1.31	No	0.01	Mann-W
Nickel (mg/L)	GWC-20	-2.212	No	0.01	Mann-W
Nickel (mg/L)	GWC-21	-2.565	No	0.01	Mann-W
Nickel (mg/L)	GWC-23	-0.4988	No	0.01	Mann-W
Nickel (mg/L)	GWC-9	-1.634	No	0.01	Mann-W
Selenium (mg/L)	GWA-13 (bg)	0.3128	No	0.01	Mann-W
Selenium (mg/L)	GWA-15 (bg)	0.3128	No	0.01	Mann-W
Selenium (mg/L)	GWA-16 (bg)	0.3128	No	0.01	Mann-W
Selenium (mg/L)	GWA-2 (bg)	0.4889	No	0.01	Mann-W
Selenium (mg/L)	GWA-3 (bg)	0.6683	No	0.01	Mann-W
Selenium (mg/L)	GWA-4A (bg)	0.4889	No	0.01	Mann-W
Selenium (mg/L)	GWA-5 (bg)	0.2236	No	0.01	Mann-W
Selenium (mg/L)	GWC-1	0.377	No	0.01	Mann-W
Selenium (mg/L)	GWC-10	0.377	No	0.01	Mann-W
Selenium (mg/L)	GWC-11	0.7466	No	0.01	Mann-W
Selenium (mg/L)	GWC-18 (bg)	0.3128	No	0.01	Mann-W
Selenium (mg/L)	GWC-19	0.3128	No	0.01	Mann-W
Selenium (mg/L)	GWC-20	0.3128	No	0.01	Mann-W
Selenium (mg/L)	GWC-21	0.3128	No	0.01	Mann-W
Selenium (mg/L)	GWC-9	-0.3769	No	0.01	Mann-W
Silver (mg/L)	GWC-11	0.2433	No	0.01	Mann-W
Thallium (mg/L)	GWA-13 (bg)	0.828	No	0.01	Mann-W
Thallium (mg/L)	GWA-14 (bg)	0.828	No	0.01	Mann-W
Thallium (mg/L)	GWA-16 (bg)	0.5259	No	0.01	Mann-W
Thallium (mg/L)	GWA-2 (bg)	0.5009	No	0.01	Mann-W
Thallium (mg/L)	GWA-3 (bg)	0.3861	No	0.01	Mann-W
Thallium (mg/L)	GWA-4A (bg)	0.3861	No	0.01	Mann-W
Thallium (mg/L)	GWA-5 (bg)	0.2261	No	0.01	Mann-W
Thallium (mg/L)	GWC-10	0.5009	No	0.01	Mann-W
Thallium (mg/L)	GWC-11	0.5009	No	0.01	Mann-W
Thallium (mg/L)	GWC-12	0.3861	No	0.01	Mann-W
Thallium (mg/L)	GWC-17 (bg)	1.079	No	0.01	Mann-W
Thallium (mg/L)	GWC-18 (bg)	2.354	No	0.01	Mann-W
Thallium (mg/L)	GWC-19	0.6877	No	0.01	Mann-W
Thallium (mg/L)	GWC-20	1.196	No	0.01	Mann-W
Thallium (mg/L)	GWC-21	0.6877	No	0.01	Mann-W
Thallium (mg/L)	GWC-23	1.248	No	0.01	Mann-W
Thallium (mg/L)	GWC-9	0.2315	No	0.01	Mann-W
Vanadium (mg/L)	GWA-13 (bg)	0.4575	No	0.01	Mann-W
Vanadium (mg/L)	GWA-14 (bg)	0.6151	No	0.01	Mann-W
Vanadium (mg/L)	GWA-15 (bg)	0.4572	No	0.01	Mann-W
Vanadium (mg/L)	GWA-16 (bg)	0.9803	No	0.01	Mann-W
Vanadium (mg/L)	GWA-2 (bg)	-0.9858	No	0.01	Mann-W
Vanadium (mg/L)	GWA-3 (bg)	-0.1675	No	0.01	Mann-W
Vanadium (mg/L)	GWA-4A (bg)	-1.197	No	0.01	Mann-W
Vanadium (mg/L)	GWA-5 (bg)	0.4189	No	0.01	Mann-W
Vanadium (mg/L)	GWC-1	-1.005	No	0.01	Mann-W
Vanadium (mg/L)	GWC-10	-0.4235	No	0.01	Mann-W

Appendix I - Welch's t-test/Mann-Whitney - All Results

Plant McIntosh Data: McIntosh LF4 CCR Printed 3/6/2024, 12:02 PM

Constituent	Well	Calc.	0.01	Alpha	Method
Vanadium (mg/L)	**GWC-11**	**-3.082**	**Yes**	**0.01**	**Mann-W**
Vanadium (mg/L)	GWC-12	-0.9524	No	0.01	Mann-W
Vanadium (mg/L)	GWC-17 (bg)	0.4572	No	0.01	Mann-W
Vanadium (mg/L)	GWC-18 (bg)	0.7195	No	0.01	Mann-W
Vanadium (mg/L)	GWC-19	-1.106	No	0.01	Mann-W
Vanadium (mg/L)	GWC-20	-1.067	No	0.01	Mann-W
Vanadium (mg/L)	GWC-21	-0.6402	No	0.01	Mann-W
Vanadium (mg/L)	GWC-23	-1.36	No	0.01	Mann-W
Vanadium (mg/L)	GWC-9	-1.322	No	0.01	Mann-W
Zinc (mg/L)	GWA-13 (bg)	0.397	No	0.01	Mann-W
Zinc (mg/L)	GWA-14 (bg)	-1.088	No	0.01	Mann-W
Zinc (mg/L)	GWA-15 (bg)	-0.6843	No	0.01	Mann-W
Zinc (mg/L)	GWA-16 (bg)	0.2285	No	0.01	Mann-W
Zinc (mg/L)	GWA-2 (bg)	0.3893	No	0.01	Mann-W
Zinc (mg/L)	GWA-3 (bg)	0.257	No	0.01	Mann-W
Zinc (mg/L)	GWA-4A (bg)	-0.5313	No	0.01	Mann-W
Zinc (mg/L)	GWA-5 (bg)	-0.1747	No	0.01	Mann-W
Zinc (mg/L)	GWC-1	2.331	No	0.01	Mann-W
Zinc (mg/L)	GWC-10	-0.9154	No	0.01	Mann-W
Zinc (mg/L)	GWC-11	2.113	No	0.01	Mann-W
Zinc (mg/L)	GWC-12	1.124	No	0.01	Mann-W
Zinc (mg/L)	GWC-17 (bg)	-0.3599	No	0.01	Mann-W
Zinc (mg/L)	GWC-18 (bg)	0.144	No	0.01	Mann-W
Zinc (mg/L)	GWC-19	1.493	No	0.01	Mann-W
Zinc (mg/L)	GWC-20	-2.276	No	0.01	Mann-W
Zinc (mg/L)	GWC-21	0.1896	No	0.01	Mann-W
Zinc (mg/L)	GWC-23	-0.2447	No	0.01	Mann-W
Zinc (mg/L)	GWC-9	-0.1472	No	0.01	Mann-W

Sanitas™ v.10.0.16 . UG
Hollow symbols indicate censored values.

Mann-Whitney (Wilcoxon Rank Sum)

GWA-13 (bg)

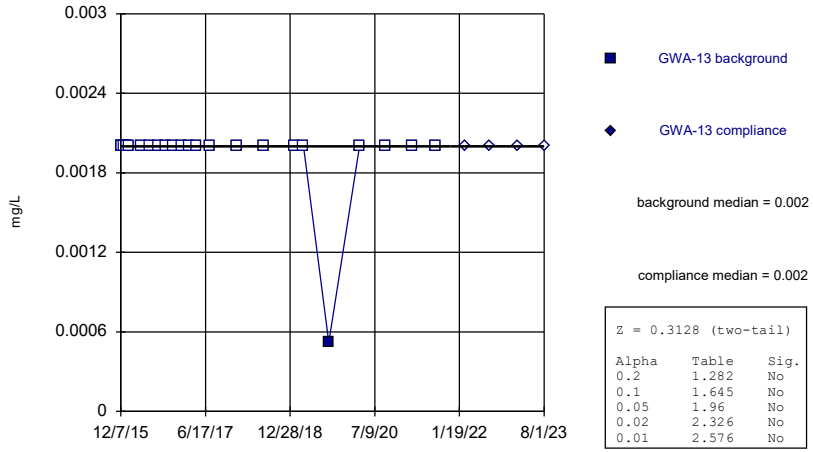

Z = 0.3128 (two-tail)

Alpha	Table	Sig.
0.2	1.282	No
0.1	1.645	No
0.05	1.96	No
0.02	2.326	No
0.01	2.576	No

Constituent: Antimony Analysis Run 3/6/2024 11:50 AM View: Appendix I Mann-Whitney
Plant McIntosh Data: McIntosh LF4 CCR

Sanitas™ v.10.0.16 . UG
Hollow symbols indicate censored values.

Mann-Whitney (Wilcoxon Rank Sum)

GWA-14 (bg)

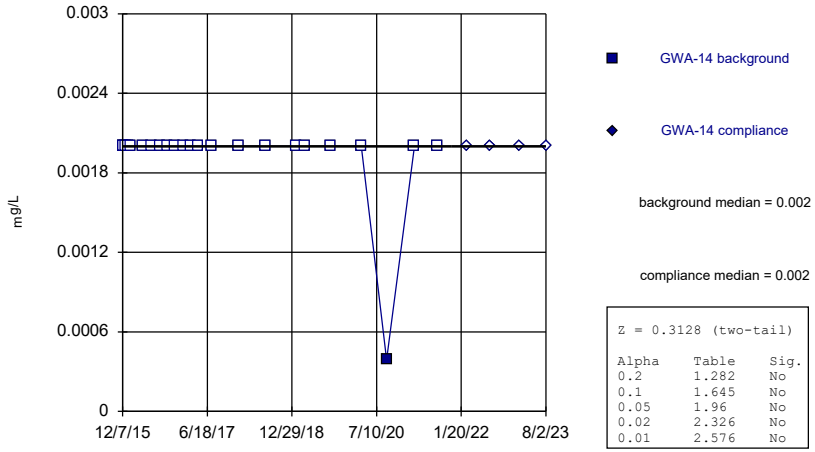

Z = 0.3128 (two-tail)

Alpha	Table	Sig.
0.2	1.282	No
0.1	1.645	No
0.05	1.96	No
0.02	2.326	No
0.01	2.576	No

Constituent: Antimony Analysis Run 3/6/2024 11:50 AM View: Appendix I Mann-Whitney
Plant McIntosh Data: McIntosh LF4 CCR

Sanitas™ v.10.0.16 . UG
Hollow symbols indicate censored values.

Mann-Whitney (Wilcoxon Rank Sum)

GWA-2 (bg)

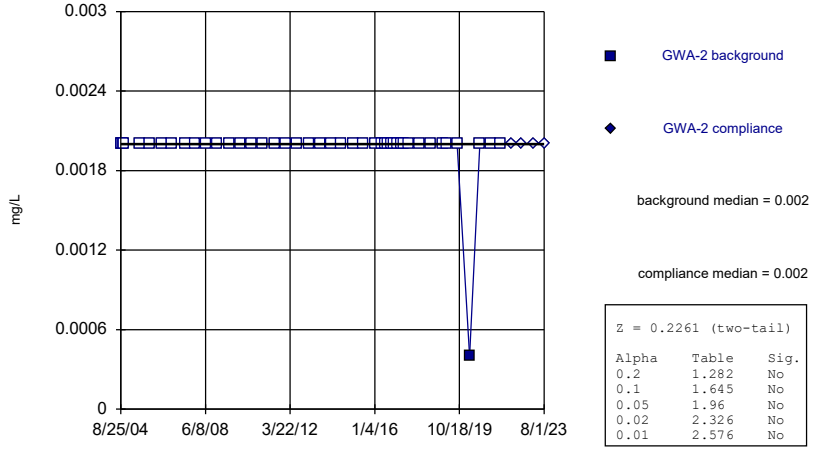

Z = 0.2261 (two-tail)

Alpha	Table	Sig.
0.2	1.282	No
0.1	1.645	No
0.05	1.96	No
0.02	2.326	No
0.01	2.576	No

Constituent: Antimony Analysis Run 3/6/2024 11:50 AM View: Appendix I Mann-Whitney
Plant McIntosh Data: McIntosh LF4 CCR

Sanitas™ v.10.0.16 . UG
Hollow symbols indicate censored values.

Mann-Whitney (Wilcoxon Rank Sum)

GWA-3 (bg)

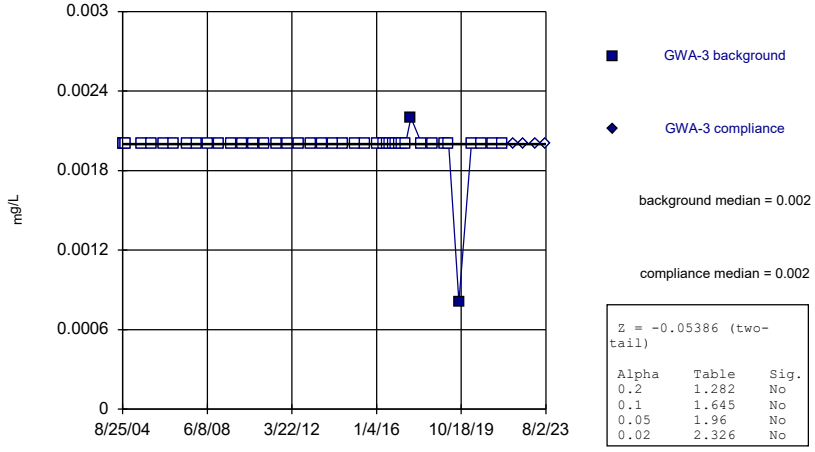

Z = -0.05386 (two-tail)

Alpha	Table	Sig.
0.2	1.282	No
0.1	1.645	No
0.05	1.96	No
0.02	2.326	No

Constituent: Antimony Analysis Run 3/6/2024 11:50 AM View: Appendix I Mann-Whitney
Plant McIntosh Data: McIntosh LF4 CCR

Sanitas™ v.10.0.16 . UG
Hollow symbols indicate censored values.

Mann-Whitney (Wilcoxon Rank Sum)

GWC-1

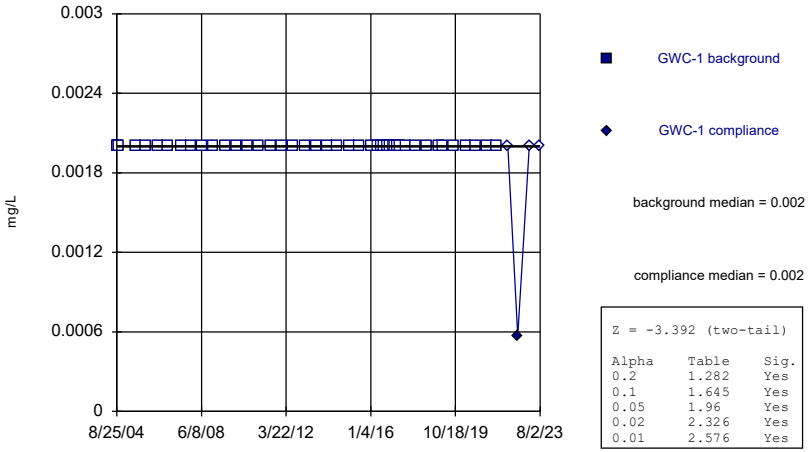

Z = -3.392 (two-tail)

Alpha	Table	Sig.
0.2	1.282	Yes
0.1	1.645	Yes
0.05	1.96	Yes
0.02	2.326	Yes
0.01	2.576	Yes

Constituent: Antimony Analysis Run 3/6/2024 11:50 AM View: Appendix I Mann-Whitney
Plant McIntosh Data: McIntosh LF4 CCR

Sanitas™ v.10.0.16 . UG
Hollow symbols indicate censored values.

Mann-Whitney (Wilcoxon Rank Sum)

GWC-18 (bg)

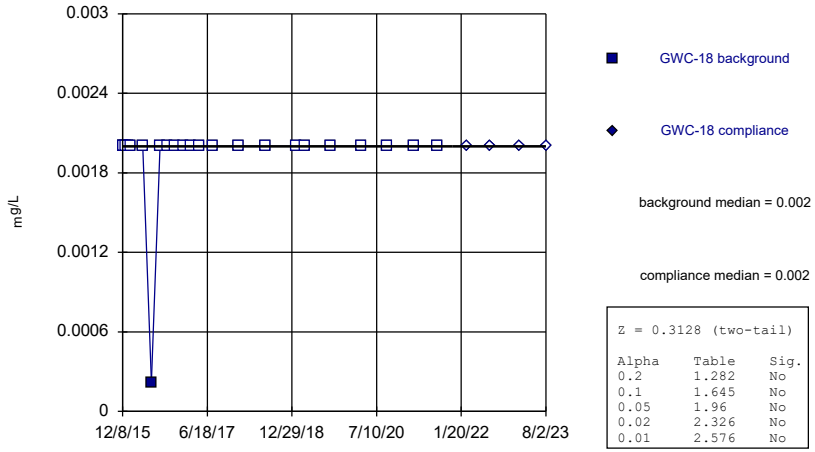

Z = 0.3128 (two-tail)

Alpha	Table	Sig.
0.2	1.282	No
0.1	1.645	No
0.05	1.96	No
0.02	2.326	No
0.01	2.576	No

Constituent: Antimony Analysis Run 3/6/2024 11:50 AM View: Appendix I Mann-Whitney
Plant McIntosh Data: McIntosh LF4 CCR

Sanitas™ v.10.0.16 . UG
Hollow symbols indicate censored values.

Mann-Whitney (Wilcoxon Rank Sum)

GWA-13 (bg)

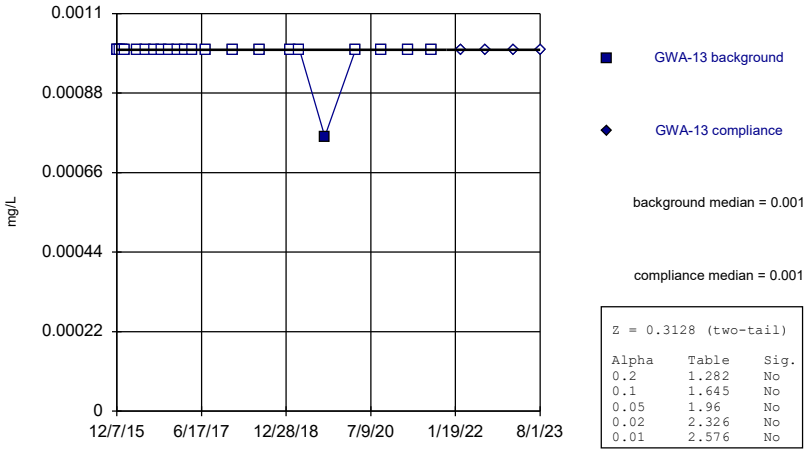

Z = 0.3128 (two-tail)

Alpha	Table	Sig.
0.2	1.282	No
0.1	1.645	No
0.05	1.96	No
0.02	2.326	No
0.01	2.576	No

Constituent: Arsenic Analysis Run 3/6/2024 11:50 AM View: Appendix I Mann-Whitney
Plant McIntosh Data: McIntosh LF4 CCR

Sanitas™ v.10.0.16 . UG
Hollow symbols indicate censored values.

Mann-Whitney (Wilcoxon Rank Sum)

GWA-14 (bg)

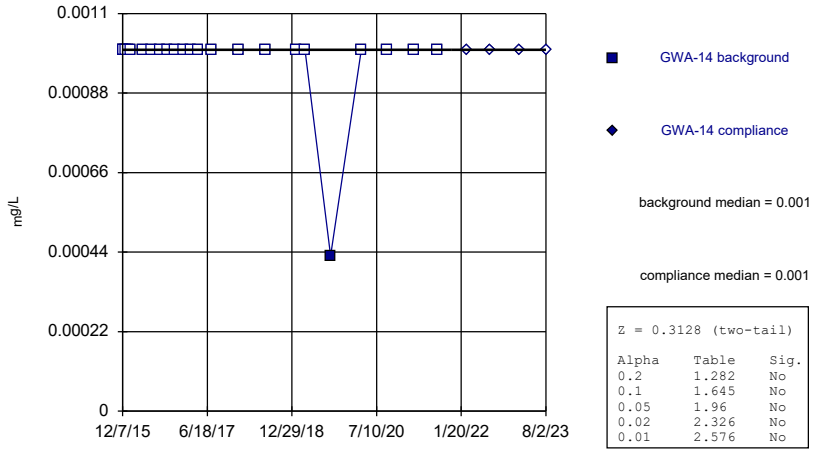

Z = 0.3128 (two-tail)

Alpha	Table	Sig.
0.2	1.282	No
0.1	1.645	No
0.05	1.96	No
0.02	2.326	No
0.01	2.576	No

Constituent: Arsenic Analysis Run 3/6/2024 11:50 AM View: Appendix I Mann-Whitney
Plant McIntosh Data: McIntosh LF4 CCR

Sanitas™ v.10.0.16 . UG
Hollow symbols indicate censored values.

Mann-Whitney (Wilcoxon Rank Sum)

GWA-15 (bg)

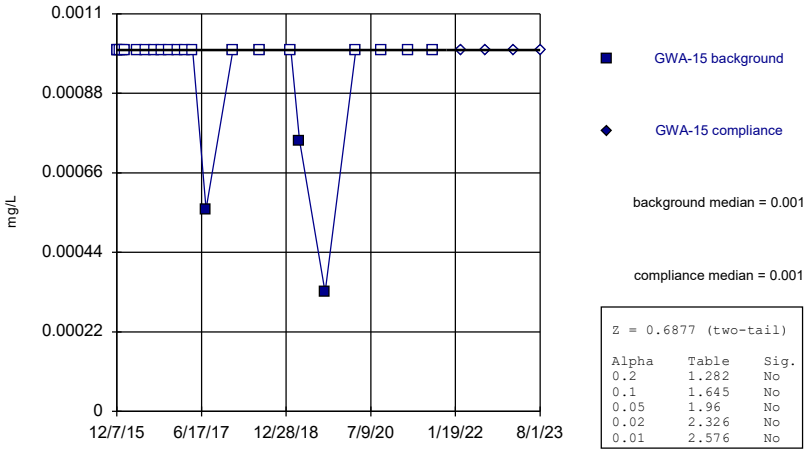

Z = 0.6877 (two-tail)

Alpha	Table	Sig.
0.2	1.282	No
0.1	1.645	No
0.05	1.96	No
0.02	2.326	No
0.01	2.576	No

Constituent: Arsenic Analysis Run 3/6/2024 11:50 AM View: Appendix I Mann-Whitney
Plant McIntosh Data: McIntosh LF4 CCR

Sanitas™ v.10.0.16 . UG
Hollow symbols indicate censored values.

Mann-Whitney (Wilcoxon Rank Sum)

GWA-16 (bg)

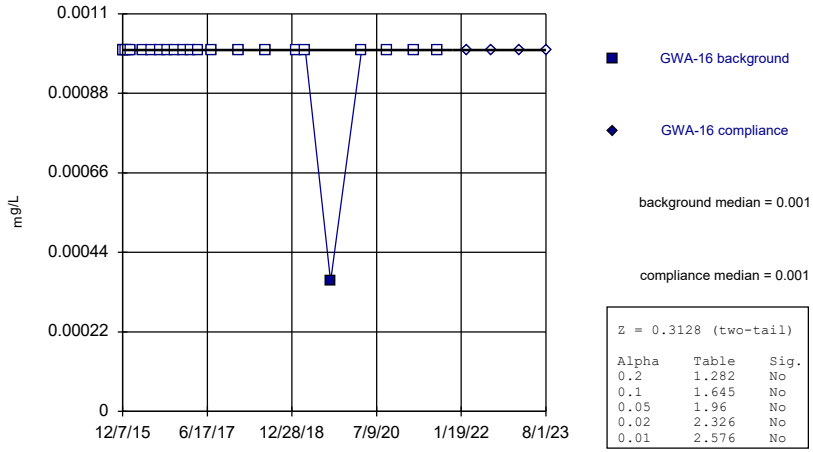

Z = 0.3128 (two-tail)

Alpha	Table	Sig.
0.2	1.282	No
0.1	1.645	No
0.05	1.96	No
0.02	2.326	No
0.01	2.576	No

Constituent: Arsenic Analysis Run 3/6/2024 11:50 AM View: Appendix I Mann-Whitney
Plant McIntosh Data: McIntosh LF4 CCR

Sanitas™ v.10.0.16 . UG
Hollow symbols indicate censored values.

Mann-Whitney (Wilcoxon Rank Sum)

GWA-3 (bg)

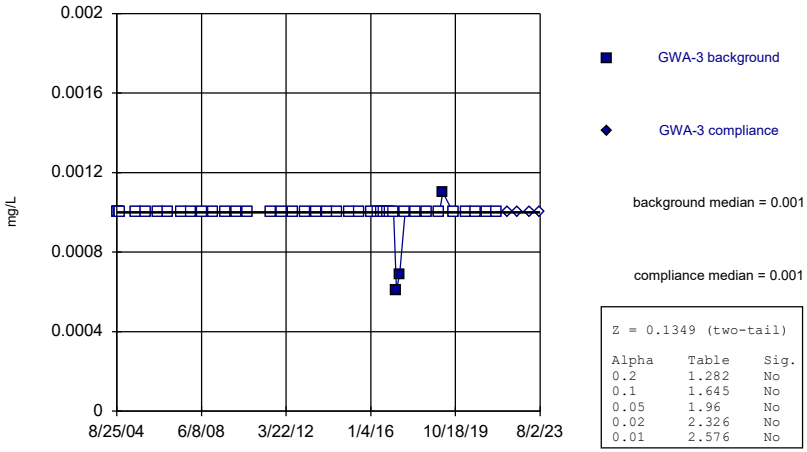

Z = 0.1349 (two-tail)

Alpha	Table	Sig.
0.2	1.282	No
0.1	1.645	No
0.05	1.96	No
0.02	2.326	No
0.01	2.576	No

Constituent: Arsenic Analysis Run 3/6/2024 11:50 AM View: Appendix I Mann-Whitney
Plant McIntosh Data: McIntosh LF4 CCR

Sanitas™ v.10.0.16 . UG
Hollow symbols indicate censored values.

Mann-Whitney (Wilcoxon Rank Sum)

GWA-4A (bg)

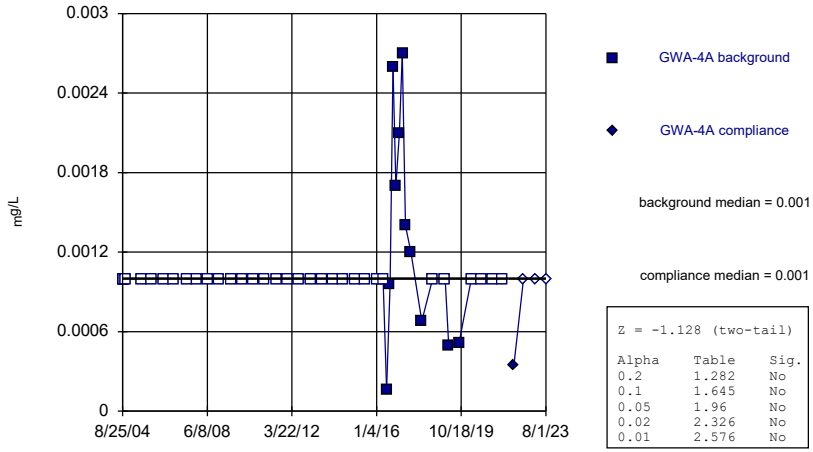

Z = -1.128 (two-tail)

Alpha	Table	Sig.
0.2	1.282	No
0.1	1.645	No
0.05	1.96	No
0.02	2.326	No
0.01	2.576	No

Constituent: Arsenic Analysis Run 3/6/2024 11:50 AM View: Appendix I Mann-Whitney
Plant McIntosh Data: McIntosh LF4 CCR

Sanitas™ v.10.0.16 . UG
Hollow symbols indicate censored values.

Mann-Whitney (Wilcoxon Rank Sum)

GWA-5 (bg)

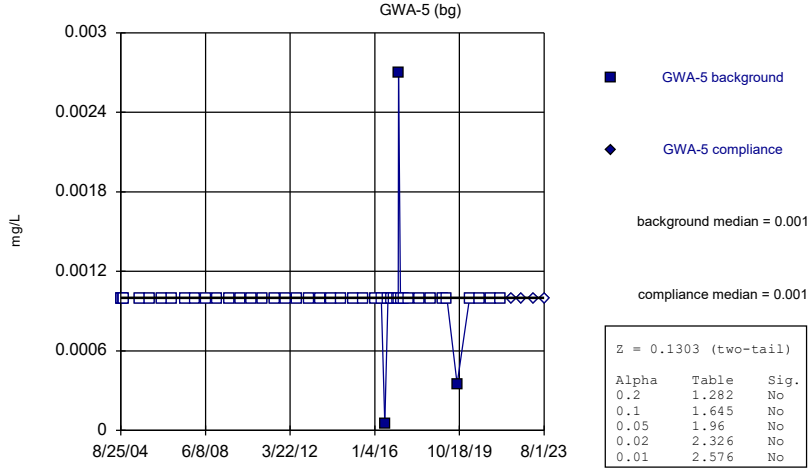

Z = 0.1303 (two-tail)

Alpha	Table	Sig.
0.2	1.282	No
0.1	1.645	No
0.05	1.96	No
0.02	2.326	No
0.01	2.576	No

Constituent: Arsenic Analysis Run 3/6/2024 11:50 AM View: Appendix I Mann-Whitney
Plant McIntosh Data: McIntosh LF4 CCR

Sanitas™ v.10.0.16 . UG
Hollow symbols indicate censored values.

Mann-Whitney (Wilcoxon Rank Sum)

GWC-1

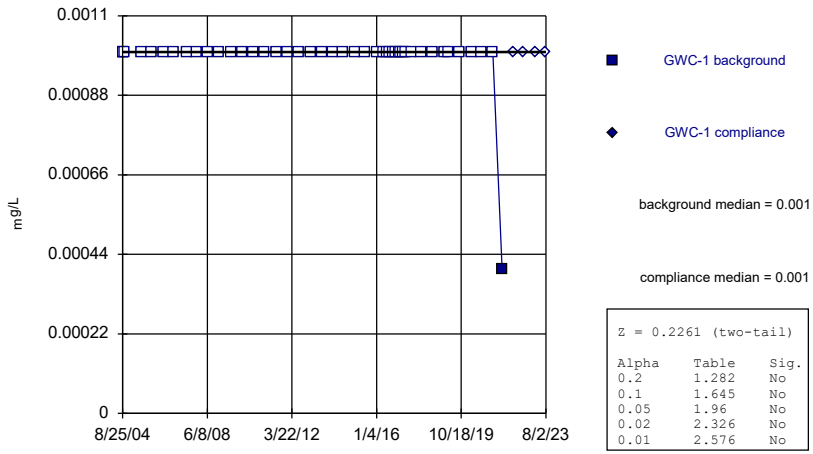

Z = 0.2261 (two-tail)

Alpha	Table	Sig.
0.2	1.282	No
0.1	1.645	No
0.05	1.96	No
0.02	2.326	No
0.01	2.576	No

Constituent: Arsenic Analysis Run 3/6/2024 11:50 AM View: Appendix I Mann-Whitney
Plant McIntosh Data: McIntosh LF4 CCR

Sanitas™ v.10.0.16 . UG
Hollow symbols indicate censored values.

Mann-Whitney (Wilcoxon Rank Sum)

GWC-10

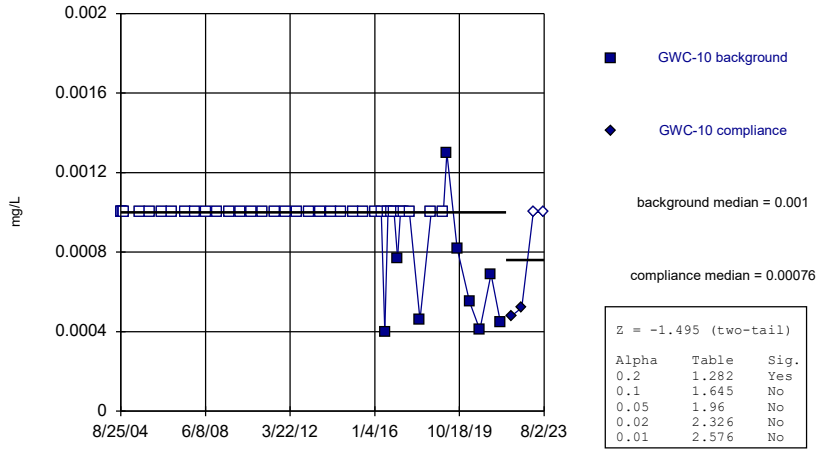

Z = -1.495 (two-tail)

Alpha	Table	Sig.
0.2	1.282	Yes
0.1	1.645	No
0.05	1.96	No
0.02	2.326	No
0.01	2.576	No

Constituent: Arsenic Analysis Run 3/6/2024 11:50 AM View: Appendix I Mann-Whitney
Plant McIntosh Data: McIntosh LF4 CCR

Sanitas™ v.10.0.16 . UG
Hollow symbols indicate censored values.

Mann-Whitney (Wilcoxon Rank Sum)

GWC-11

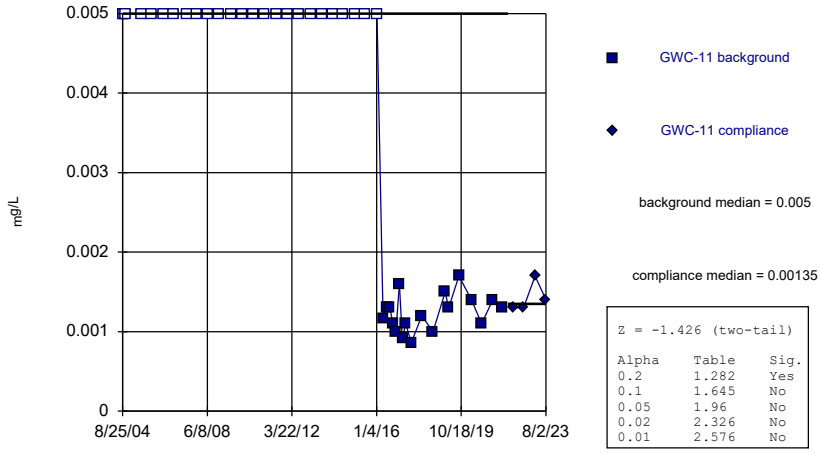

Z = -1.426 (two-tail)

Alpha	Table	Sig.
0.2	1.282	Yes
0.1	1.645	No
0.05	1.96	No
0.02	2.326	No
0.01	2.576	No

Constituent: Arsenic Analysis Run 3/6/2024 11:50 AM View: Appendix I Mann-Whitney
Plant McIntosh Data: McIntosh LF4 CCR

Sanitas™ v.10.0.16 . UG
Hollow symbols indicate censored values.

Mann-Whitney (Wilcoxon Rank Sum)

GWC-12

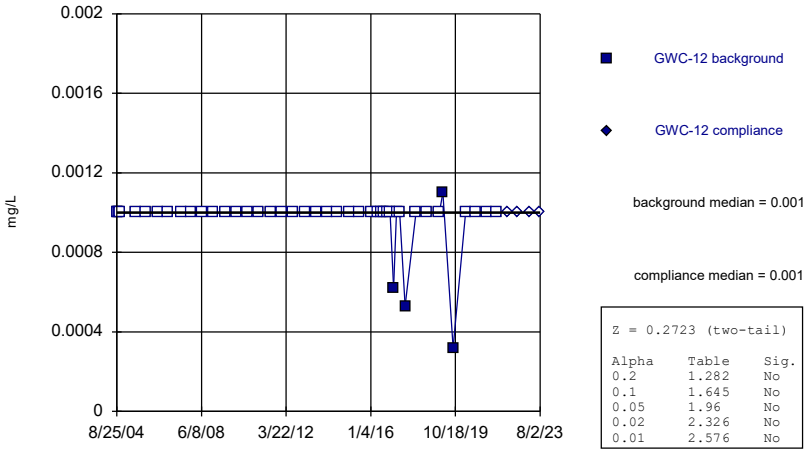

Z = 0.2723 (two-tail)

Alpha	Table	Sig.
0.2	1.282	No
0.1	1.645	No
0.05	1.96	No
0.02	2.326	No
0.01	2.576	No

Constituent: Arsenic Analysis Run 3/6/2024 11:50 AM View: Appendix I Mann-Whitney
Plant McIntosh Data: McIntosh LF4 CCR

Sanitas™ v.10.0.16 . UG
Hollow symbols indicate censored values.

Mann-Whitney (Wilcoxon Rank Sum)

GWC-17 (bg)

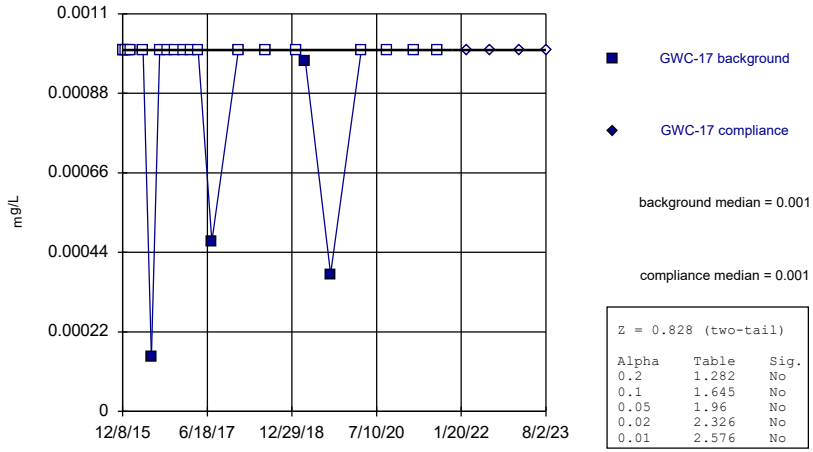

Z = 0.828 (two-tail)

Alpha	Table	Sig.
0.2	1.282	No
0.1	1.645	No
0.05	1.96	No
0.02	2.326	No
0.01	2.576	No

Constituent: Arsenic Analysis Run 3/6/2024 11:50 AM View: Appendix I Mann-Whitney
Plant McIntosh Data: McIntosh LF4 CCR

Sanitas™ v.10.0.16 . UG
Hollow symbols indicate censored values.

Mann-Whitney (Wilcoxon Rank Sum)

GWC-18 (bg)

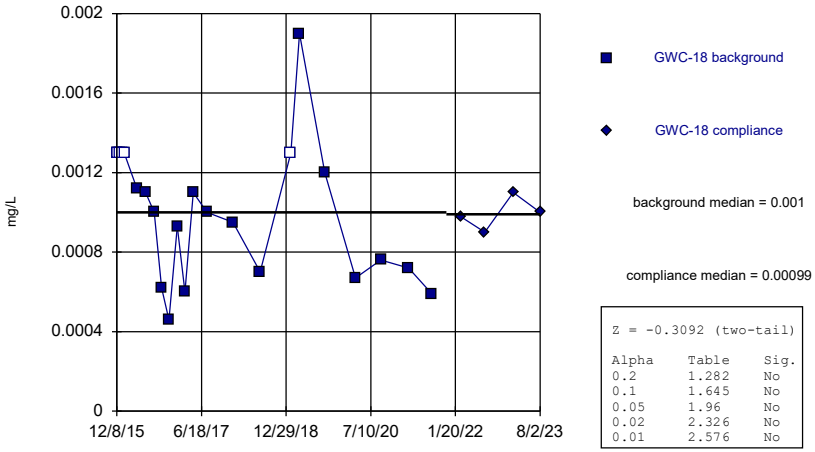

Z = -0.3092 (two-tail)

Alpha	Table	Sig.
0.2	1.282	No
0.1	1.645	No
0.05	1.96	No
0.02	2.326	No
0.01	2.576	No

Constituent: Arsenic Analysis Run 3/6/2024 11:50 AM View: Appendix I Mann-Whitney
Plant McIntosh Data: McIntosh LF4 CCR

Sanitas™ v.10.0.16 . UG
Hollow symbols indicate censored values.

Mann-Whitney (Wilcoxon Rank Sum)

GWC-19

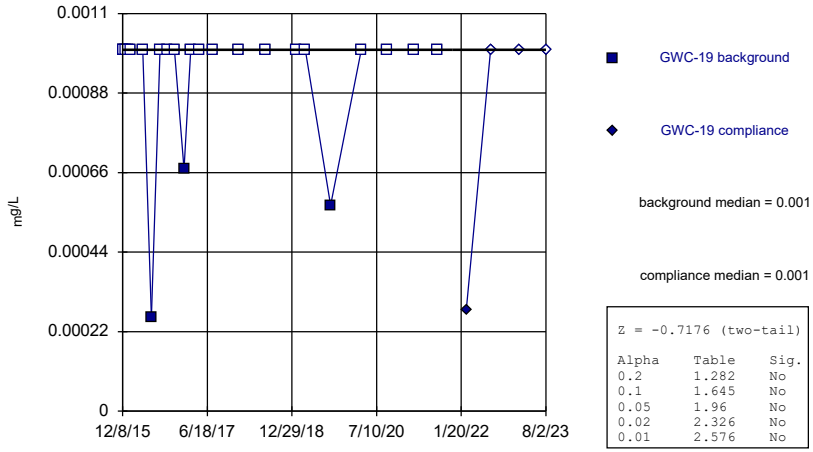

Z = -0.7176 (two-tail)

Alpha	Table	Sig.
0.2	1.282	No
0.1	1.645	No
0.05	1.96	No
0.02	2.326	No
0.01	2.576	No

Constituent: Arsenic Analysis Run 3/6/2024 11:50 AM View: Appendix I Mann-Whitney
Plant McIntosh Data: McIntosh LF4 CCR

Sanitas™ v.10.0.16 . UG
Hollow symbols indicate censored values.

Mann-Whitney (Wilcoxon Rank Sum)

GWC-20

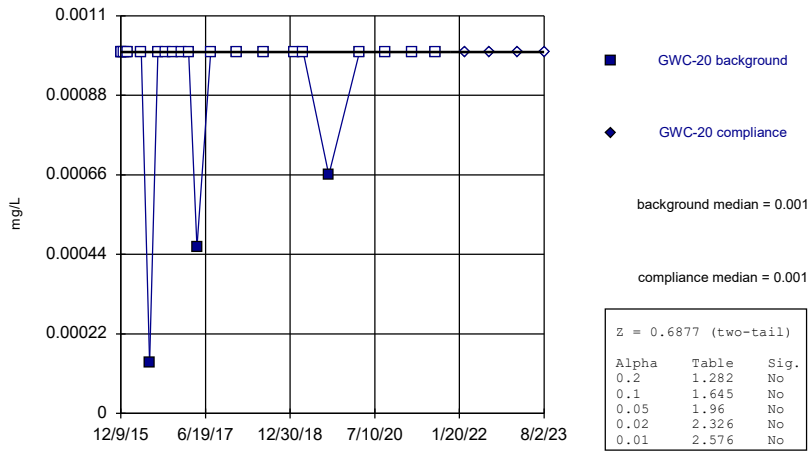

Z = 0.6877 (two-tail)

Alpha	Table	Sig.
0.2	1.282	No
0.1	1.645	No
0.05	1.96	No
0.02	2.326	No
0.01	2.576	No

Constituent: Arsenic Analysis Run 3/6/2024 11:50 AM View: Appendix I Mann-Whitney
Plant McIntosh Data: McIntosh LF4 CCR

Sanitas™ v.10.0.16 . UG
Hollow symbols indicate censored values.

Mann-Whitney (Wilcoxon Rank Sum)

GWC-21

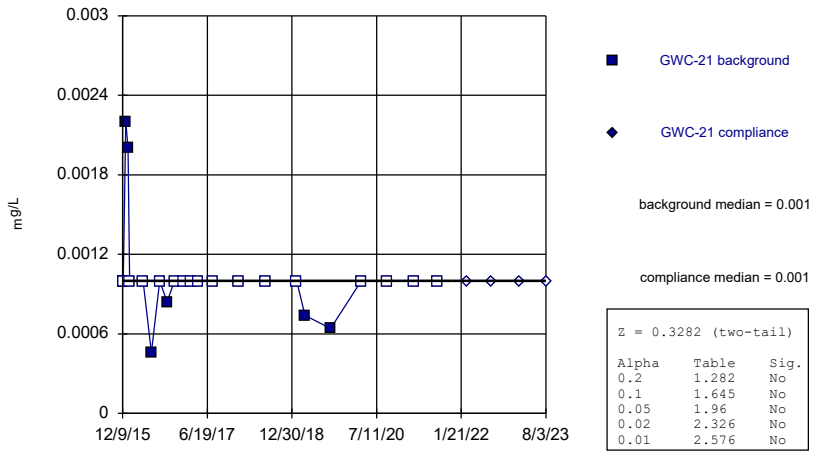

Z = 0.3282 (two-tail)

Alpha	Table	Sig.
0.2	1.282	No
0.1	1.645	No
0.05	1.96	No
0.02	2.326	No
0.01	2.576	No

Constituent: Arsenic Analysis Run 3/6/2024 11:50 AM View: Appendix I Mann-Whitney
Plant McIntosh Data: McIntosh LF4 CCR

Sanitas™ v.10.0.16 . UG
Hollow symbols indicate censored values.

Mann-Whitney (Wilcoxon Rank Sum)

GWC-23

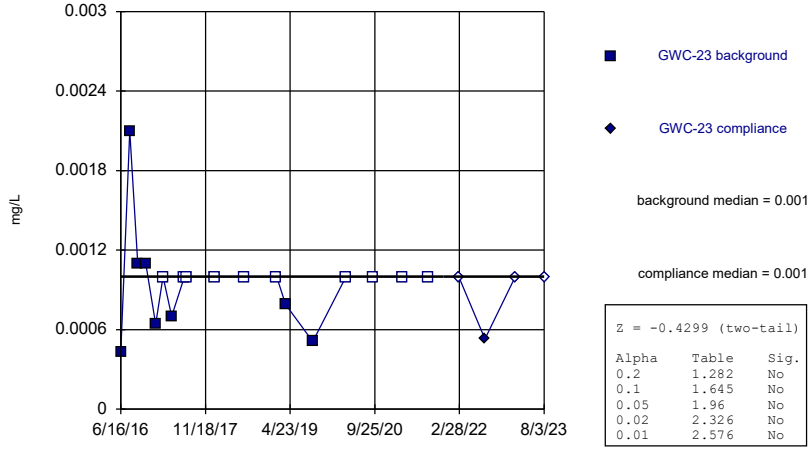

Z = -0.4299 (two-tail)

Alpha	Table	Sig.
0.2	1.282	No
0.1	1.645	No
0.05	1.96	No
0.02	2.326	No
0.01	2.576	No

Constituent: Arsenic Analysis Run 3/6/2024 11:50 AM View: Appendix I Mann-Whitney
Plant McIntosh Data: McIntosh LF4 CCR

Sanitas™ v.10.0.16 . UG
Hollow symbols indicate censored values.

Mann-Whitney (Wilcoxon Rank Sum)

GWC-9

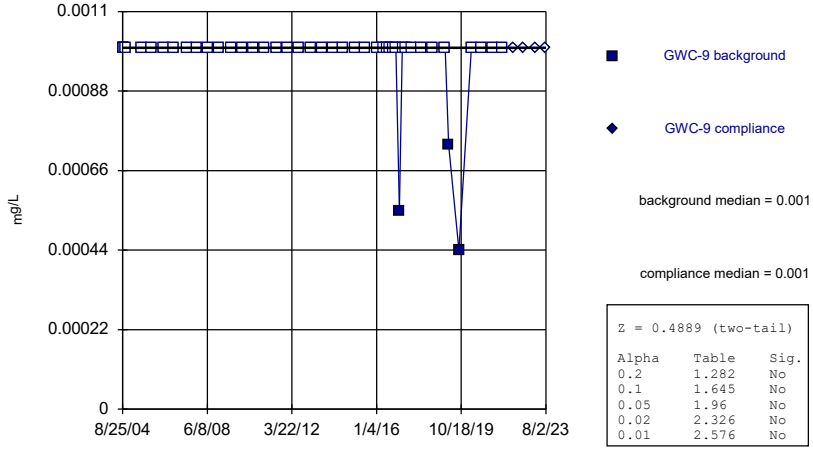

Z = 0.4889 (two-tail)

Alpha	Table	Sig.
0.2	1.282	No
0.1	1.645	No
0.05	1.96	No
0.02	2.326	No
0.01	2.576	No

Constituent: Arsenic Analysis Run 3/6/2024 11:50 AM View: Appendix I Mann-Whitney
Plant McIntosh Data: McIntosh LF4 CCR

Sanitas™ v.10.0.16 . UG

Mann-Whitney (Wilcoxon Rank Sum)

GWA-13 (bg)

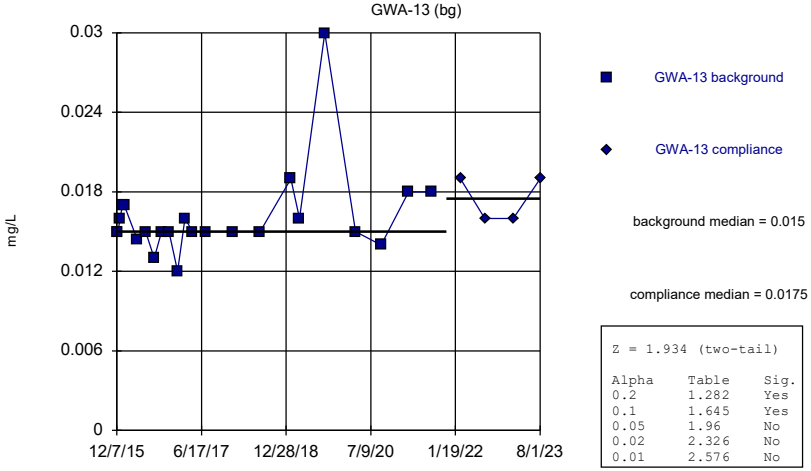

Z = 1.934 (two-tail)

Alpha	Table	Sig.
0.2	1.282	Yes
0.1	1.645	Yes
0.05	1.96	No
0.02	2.326	No
0.01	2.576	No

Constituent: Barium Analysis Run 3/6/2024 11:50 AM View: Appendix I Mann-Whitney
Plant McIntosh Data: McIntosh LF4 CCR

Sanitas™ v.10.0.16 . UG

Mann-Whitney (Wilcoxon Rank Sum)

GWA-14 (bg)

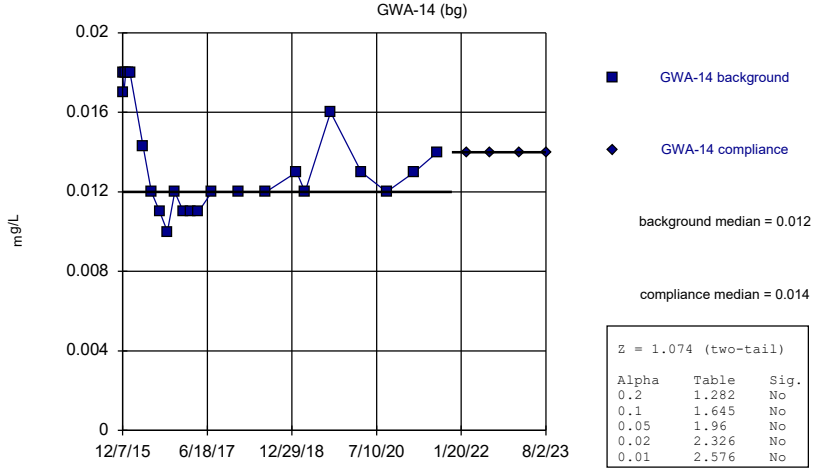

Z = 1.074 (two-tail)

Alpha	Table	Sig.
0.2	1.282	No
0.1	1.645	No
0.05	1.96	No
0.02	2.326	No
0.01	2.576	No

Constituent: Barium Analysis Run 3/6/2024 11:50 AM View: Appendix I Mann-Whitney
Plant McIntosh Data: McIntosh LF4 CCR

Sanitas™ v.10.0.16 . UG

Mann-Whitney (Wilcoxon Rank Sum)

GWA-15 (bg)

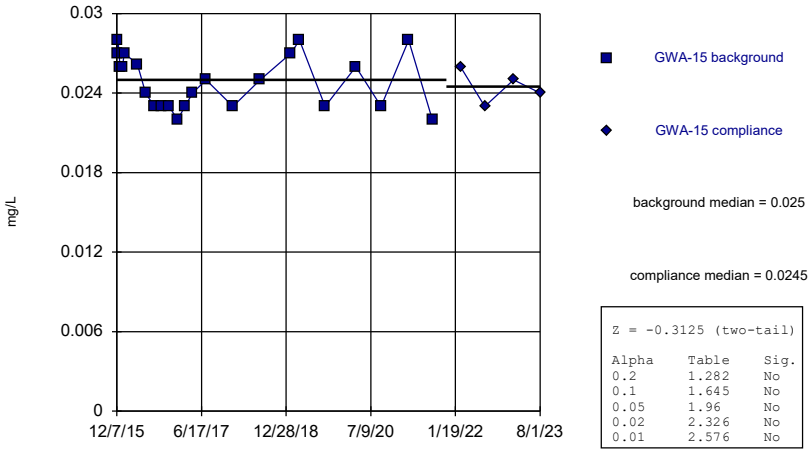

Z = -0.3125 (two-tail)

Alpha	Table	Sig.
0.2	1.282	No
0.1	1.645	No
0.05	1.96	No
0.02	2.326	No
0.01	2.576	No

Constituent: Barium Analysis Run 3/6/2024 11:50 AM View: Appendix I Mann-Whitney
Plant McIntosh Data: McIntosh LF4 CCR

Sanitas™ v.10.0.16 . UG

Mann-Whitney (Wilcoxon Rank Sum)

GWA-16 (bg)

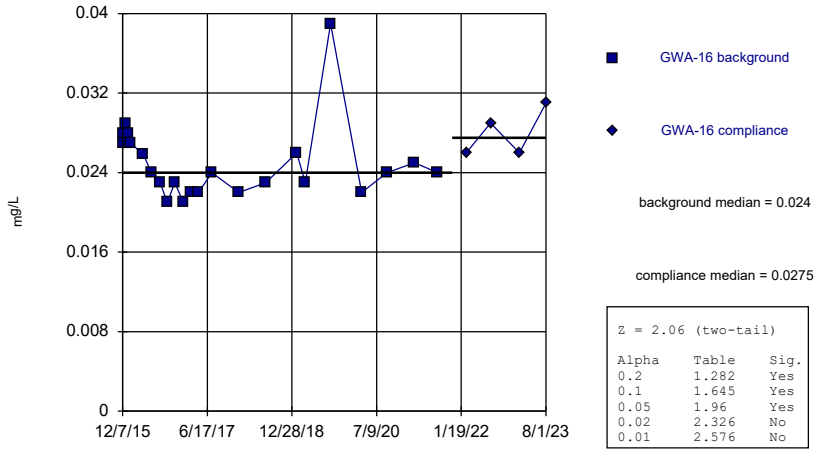

Z = 2.06 (two-tail)

Alpha	Table	Sig.
0.2	1.282	Yes
0.1	1.645	Yes
0.05	1.96	Yes
0.02	2.326	No
0.01	2.576	No

Constituent: Barium Analysis Run 3/6/2024 11:50 AM View: Appendix I Mann-Whitney
Plant McIntosh Data: McIntosh LF4 CCR

Sanitas™ v.10.0.16 . UG

Mann-Whitney (Wilcoxon Rank Sum)

GWA-2 (bg)

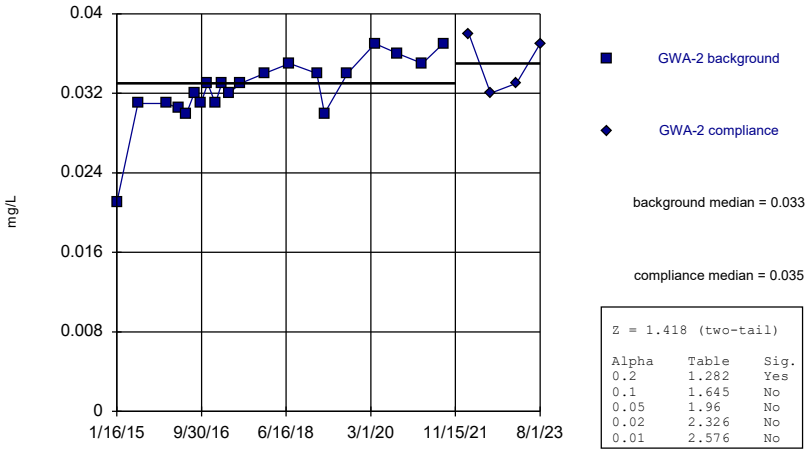

Z = 1.418 (two-tail)

Alpha	Table	Sig.
0.2	1.282	Yes
0.1	1.645	No
0.05	1.96	No
0.02	2.326	No
0.01	2.576	No

Constituent: Barium Analysis Run 3/6/2024 11:50 AM View: Appendix I Mann-Whitney
Plant McIntosh Data: McIntosh LF4 CCR

Sanitas™ v.10.0.16 . UG

Mann-Whitney (Wilcoxon Rank Sum)

GWA-3 (bg)

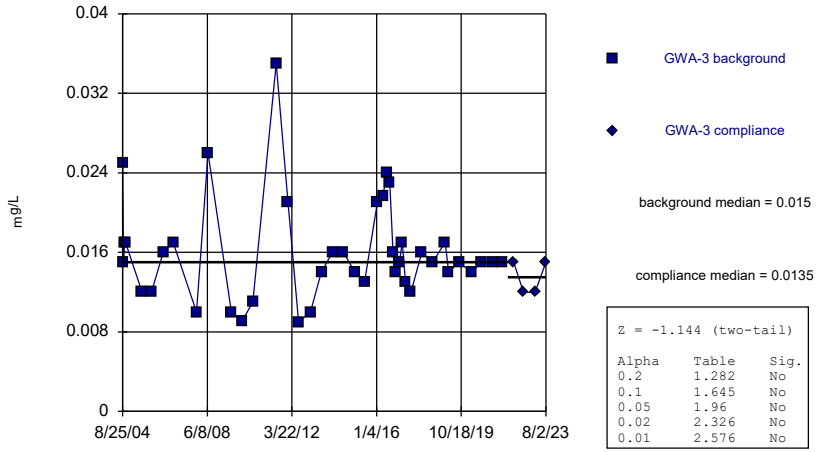

Z = -1.144 (two-tail)

Alpha	Table	Sig.
0.2	1.282	No
0.1	1.645	No
0.05	1.96	No
0.02	2.326	No
0.01	2.576	No

Constituent: Barium Analysis Run 3/6/2024 11:51 AM View: Appendix I Mann-Whitney
Plant McIntosh Data: McIntosh LF4 CCR

Sanitas™ v.10.0.16 . UG

Mann-Whitney (Wilcoxon Rank Sum)

GWA-4A (bg)

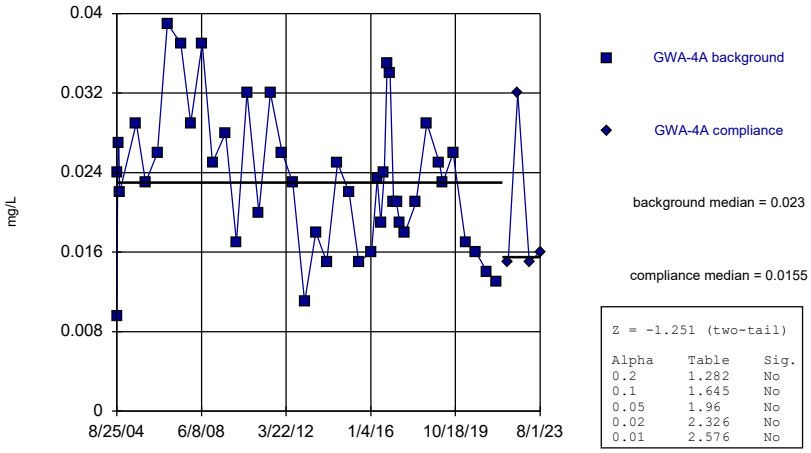

Z = -1.251 (two-tail)

Alpha	Table	Sig.
0.2	1.282	No
0.1	1.645	No
0.05	1.96	No
0.02	2.326	No
0.01	2.576	No

Constituent: Barium Analysis Run 3/6/2024 11:51 AM View: Appendix I Mann-Whitney
Plant McIntosh Data: McIntosh LF4 CCR

Sanitas™ v.10.0.16 . UG

Mann-Whitney (Wilcoxon Rank Sum)

GWA-5 (bg)

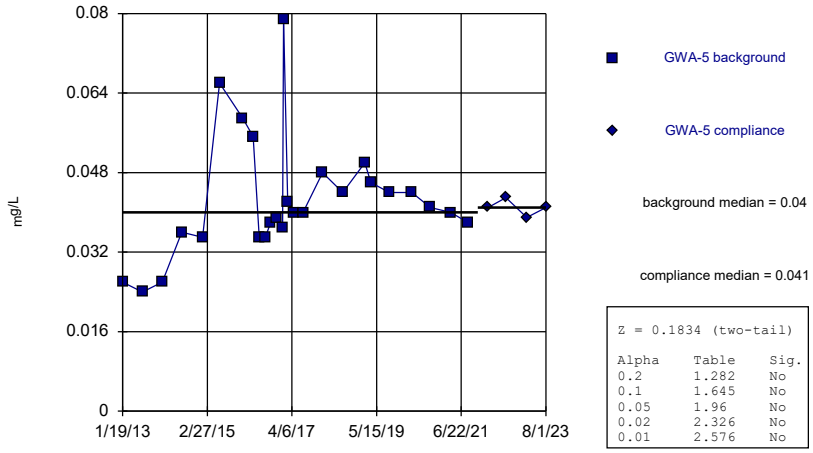

Z = 0.1834 (two-tail)

Alpha	Table	Sig.
0.2	1.282	No
0.1	1.645	No
0.05	1.96	No
0.02	2.326	No
0.01	2.576	No

Constituent: Barium Analysis Run 3/6/2024 11:51 AM View: Appendix I Mann-Whitney
Plant McIntosh Data: McIntosh LF4 CCR

Sanitas™ v.10.0.16 . UG

Mann-Whitney (Wilcoxon Rank Sum)

GWC-1

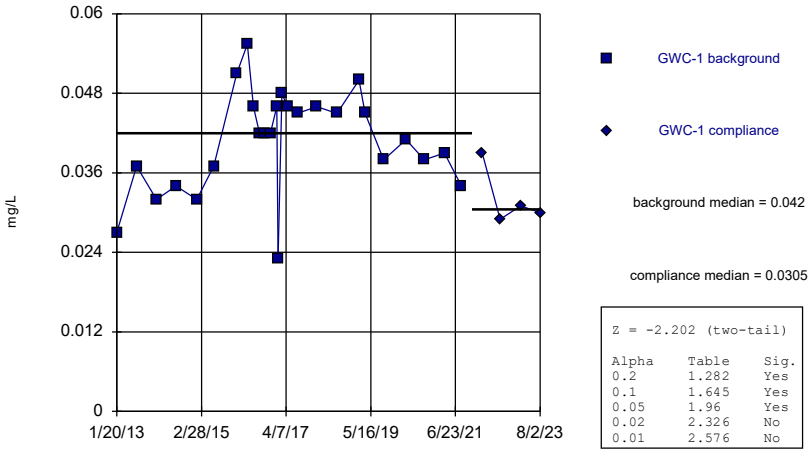

Z = -2.202 (two-tail)

Alpha	Table	Sig.
0.2	1.282	Yes
0.1	1.645	Yes
0.05	1.96	Yes
0.02	2.326	No
0.01	2.576	No

Constituent: Barium Analysis Run 3/6/2024 11:51 AM View: Appendix I Mann-Whitney
Plant McIntosh Data: McIntosh LF4 CCR

Sanitas™ v.10.0.16 . UG

Mann-Whitney (Wilcoxon Rank Sum)

GWC-10

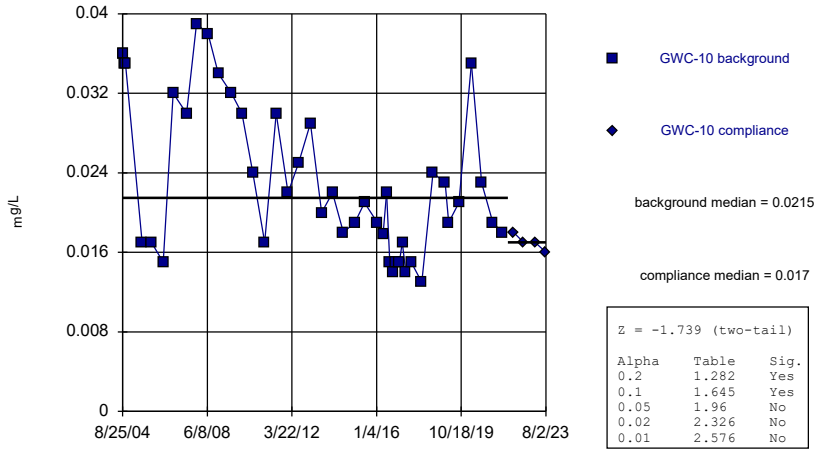

Z = -1.739 (two-tail)

Alpha	Table	Sig.
0.2	1.282	Yes
0.1	1.645	Yes
0.05	1.96	No
0.02	2.326	No
0.01	2.576	No

Constituent: Barium Analysis Run 3/6/2024 11:51 AM View: Appendix I Mann-Whitney
Plant McIntosh Data: McIntosh LF4 CCR

Sanitas™ v.10.0.16 . UG

Mann-Whitney (Wilcoxon Rank Sum)

GWC-11

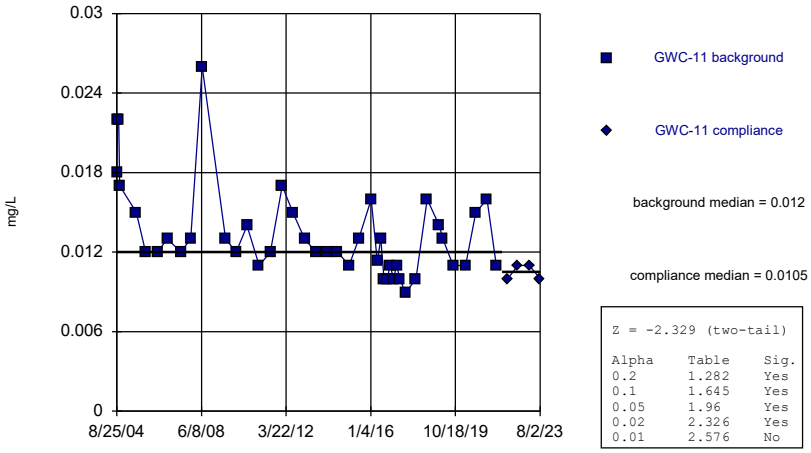

Z = -2.329 (two-tail)

Alpha	Table	Sig.
0.2	1.282	Yes
0.1	1.645	Yes
0.05	1.96	Yes
0.02	2.326	Yes
0.01	2.576	No

Constituent: Barium Analysis Run 3/6/2024 11:51 AM View: Appendix I Mann-Whitney
Plant McIntosh Data: McIntosh LF4 CCR

Sanitas™ v.10.0.16 . UG

Mann-Whitney (Wilcoxon Rank Sum)

GWC-12

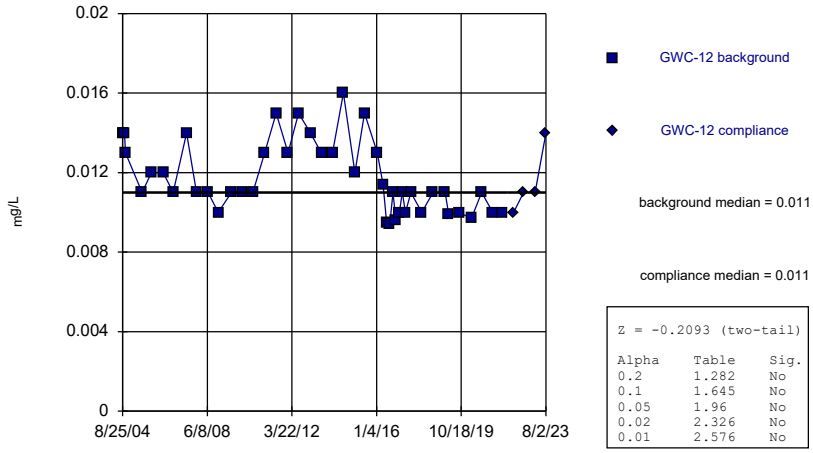

Z = -0.2093 (two-tail)

Alpha	Table	Sig.
0.2	1.282	No
0.1	1.645	No
0.05	1.96	No
0.02	2.326	No
0.01	2.576	No

Constituent: Barium Analysis Run 3/6/2024 11:51 AM View: Appendix I Mann-Whitney
Plant McIntosh Data: McIntosh LF4 CCR

Sanitas™ v.10.0.16 . UG

Mann-Whitney (Wilcoxon Rank Sum)

GWC-17 (bg)

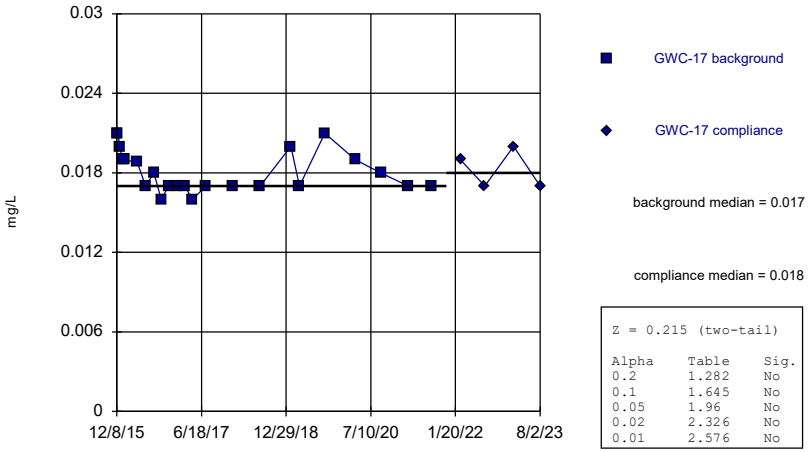

Z = 0.215 (two-tail)

Alpha	Table	Sig.
0.2	1.282	No
0.1	1.645	No
0.05	1.96	No
0.02	2.326	No
0.01	2.576	No

Constituent: Barium Analysis Run 3/6/2024 11:51 AM View: Appendix I Mann-Whitney
Plant McIntosh Data: McIntosh LF4 CCR

Sanitas™ v.10.0.16 . UG

Mann-Whitney (Wilcoxon Rank Sum)

GWC-18 (bg)

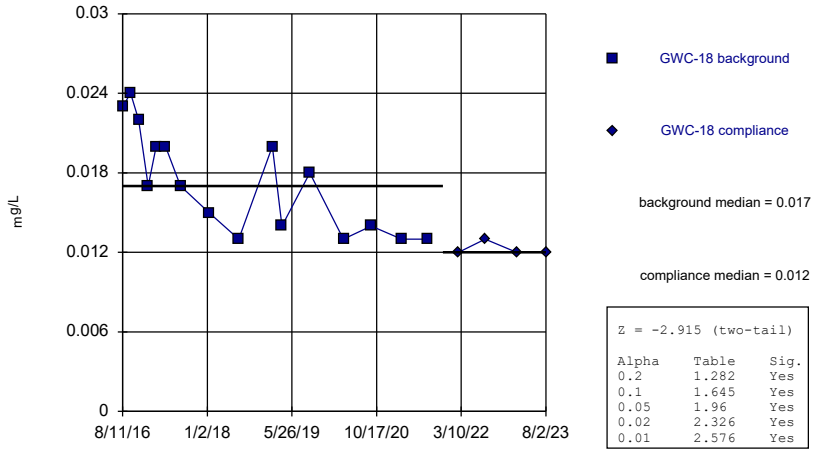

Z = -2.915 (two-tail)

Alpha	Table	Sig.
0.2	1.282	Yes
0.1	1.645	Yes
0.05	1.96	Yes
0.02	2.326	Yes
0.01	2.576	Yes

Constituent: Barium Analysis Run 3/6/2024 11:51 AM View: Appendix I Mann-Whitney
Plant McIntosh Data: McIntosh LF4 CCR

Sanitas™ v.10.0.16 . UG

Mann-Whitney (Wilcoxon Rank Sum)

GWC-19

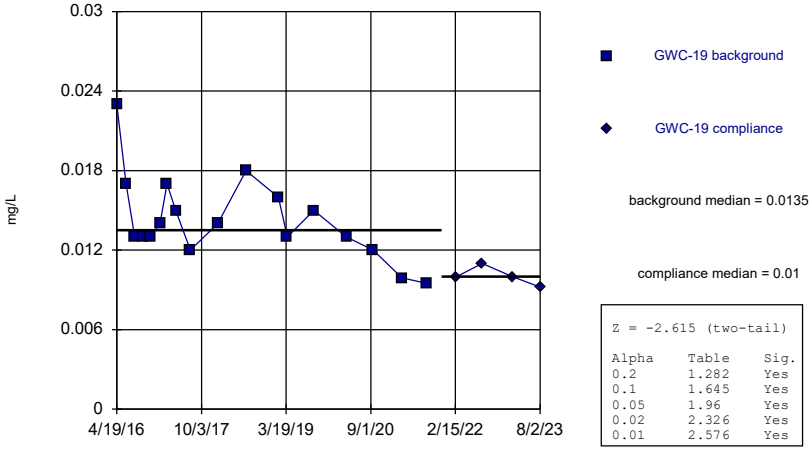

Z = -2.615 (two-tail)

Alpha	Table	Sig.
0.2	1.282	Yes
0.1	1.645	Yes
0.05	1.96	Yes
0.02	2.326	Yes
0.01	2.576	Yes

Constituent: Barium Analysis Run 3/6/2024 11:51 AM View: Appendix I Mann-Whitney
Plant McIntosh Data: McIntosh LF4 CCR

Sanitas™ v.10.0.16 . UG

Mann-Whitney (Wilcoxon Rank Sum)

GWC-20

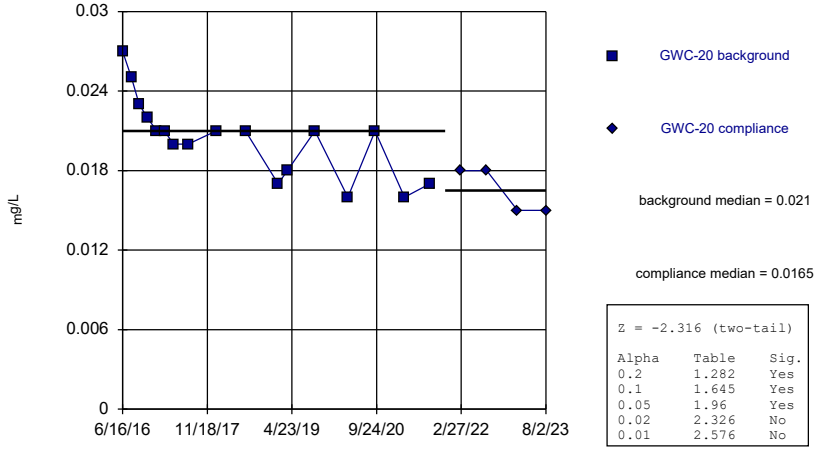

Z = -2.316 (two-tail)

Alpha	Table	Sig.
0.2	1.282	Yes
0.1	1.645	Yes
0.05	1.96	Yes
0.02	2.326	No
0.01	2.576	No

Constituent: Barium Analysis Run 3/6/2024 11:51 AM View: Appendix I Mann-Whitney
Plant McIntosh Data: McIntosh LF4 CCR

Sanitas™ v.10.0.16 . UG

Mann-Whitney (Wilcoxon Rank Sum)

GWC-21

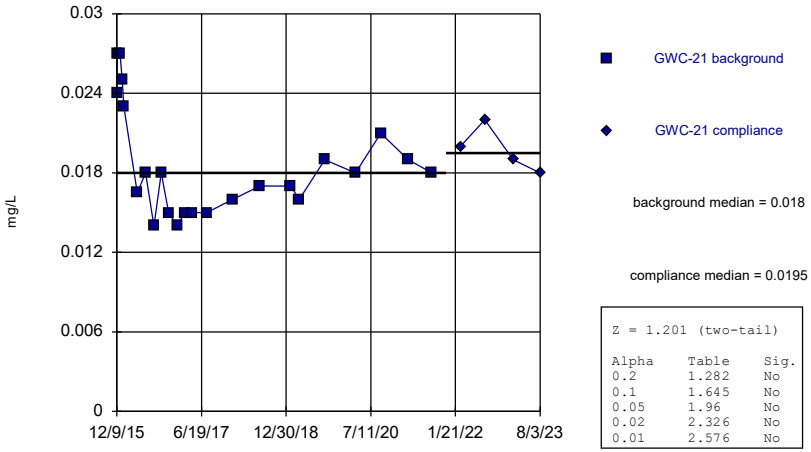

Z = 1.201 (two-tail)

Alpha	Table	Sig.
0.2	1.282	No
0.1	1.645	No
0.05	1.96	No
0.02	2.326	No
0.01	2.576	No

Constituent: Barium Analysis Run 3/6/2024 11:51 AM View: Appendix I Mann-Whitney
Plant McIntosh Data: McIntosh LF4 CCR

Sanitas™ v.10.0.16 . UG

Mann-Whitney (Wilcoxon Rank Sum)

GWC-23

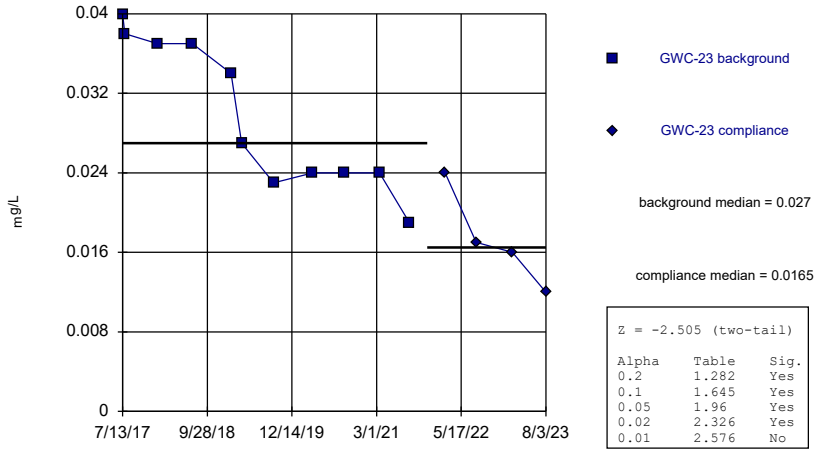

Z = -2.505 (two-tail)

Alpha	Table	Sig.
0.2	1.282	Yes
0.1	1.645	Yes
0.05	1.96	Yes
0.02	2.326	Yes
0.01	2.576	No

Constituent: Barium Analysis Run 3/6/2024 11:51 AM View: Appendix I Mann-Whitney
Plant McIntosh Data: McIntosh LF4 CCR

Sanitas™ v.10.0.16 . UG

Mann-Whitney (Wilcoxon Rank Sum)

GWC-9

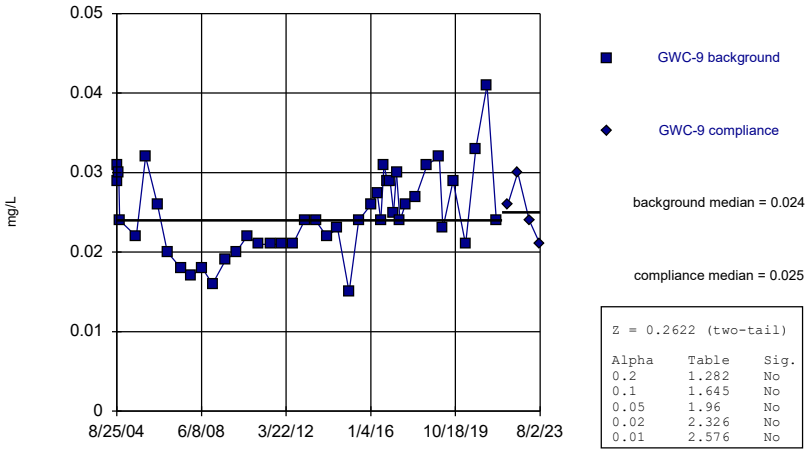

Z = 0.2622 (two-tail)

Alpha	Table	Sig.
0.2	1.282	No
0.1	1.645	No
0.05	1.96	No
0.02	2.326	No
0.01	2.576	No

Constituent: Barium Analysis Run 3/6/2024 11:51 AM View: Appendix I Mann-Whitney
Plant McIntosh Data: McIntosh LF4 CCR

Sanitas™ v.10.0.16 . UG
Hollow symbols indicate censored values.

Mann-Whitney (Wilcoxon Rank Sum)

GWA-13 (bg)

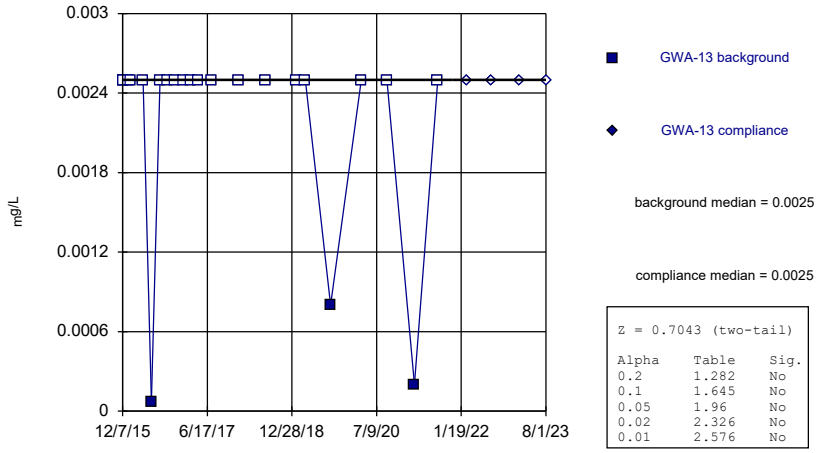

Z = 0.7043 (two-tail)

Alpha	Table	Sig.
0.2	1.282	No
0.1	1.645	No
0.05	1.96	No
0.02	2.326	No
0.01	2.576	No

Constituent: Beryllium Analysis Run 3/6/2024 11:51 AM View: Appendix I Mann-Whitney
Plant McIntosh Data: McIntosh LF4 CCR

Sanitas™ v.10.0.16 . UG
Hollow symbols indicate censored values.

Mann-Whitney (Wilcoxon Rank Sum)

GWA-14 (bg)

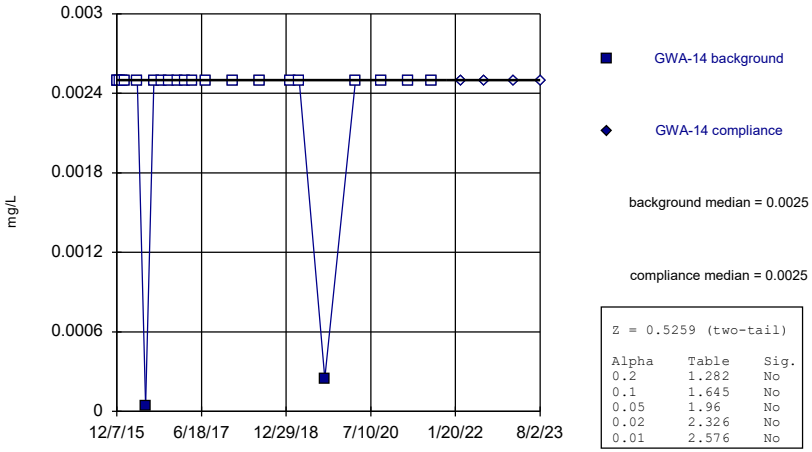

Z = 0.5259 (two-tail)

Alpha	Table	Sig.
0.2	1.282	No
0.1	1.645	No
0.05	1.96	No
0.02	2.326	No
0.01	2.576	No

Constituent: Beryllium Analysis Run 3/6/2024 11:51 AM View: Appendix I Mann-Whitney
Plant McIntosh Data: McIntosh LF4 CCR

Sanitas™ v.10.0.16 . UG
Hollow symbols indicate censored values.

Mann-Whitney (Wilcoxon Rank Sum)

GWA-15 (bg)

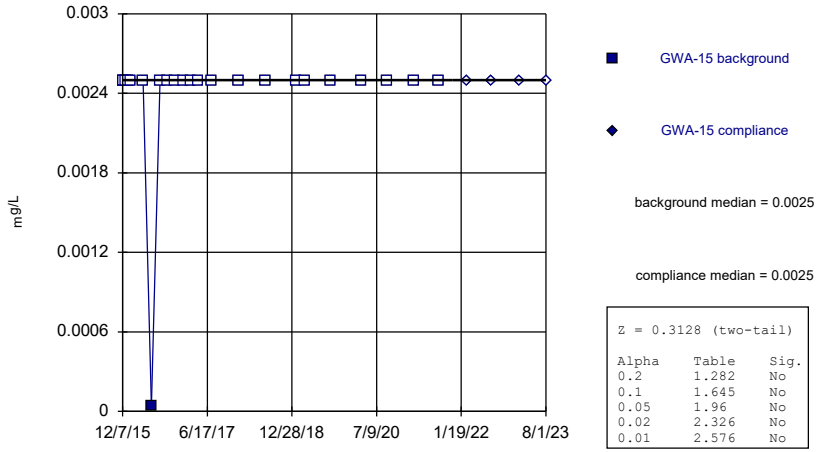

Z = 0.3128 (two-tail)

Alpha	Table	Sig.
0.2	1.282	No
0.1	1.645	No
0.05	1.96	No
0.02	2.326	No
0.01	2.576	No

Constituent: Beryllium Analysis Run 3/6/2024 11:51 AM View: Appendix I Mann-Whitney
Plant McIntosh Data: McIntosh LF4 CCR

Sanitas™ v.10.0.16 . UG
Hollow symbols indicate censored values.

Mann-Whitney (Wilcoxon Rank Sum)

GWA-16 (bg)

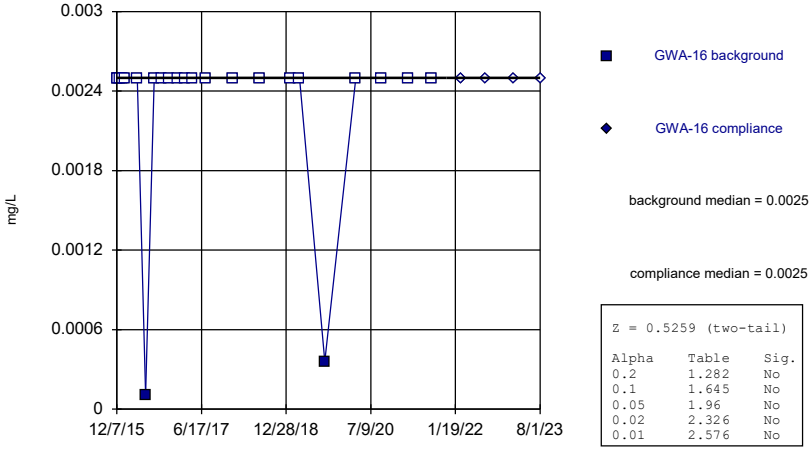

Z = 0.5259 (two-tail)

Alpha	Table	Sig.
0.2	1.282	No
0.1	1.645	No
0.05	1.96	No
0.02	2.326	No
0.01	2.576	No

Constituent: Beryllium Analysis Run 3/6/2024 11:51 AM View: Appendix I Mann-Whitney
Plant McIntosh Data: McIntosh LF4 CCR

Sanitas™ v.10.0.16 . UG
Hollow symbols indicate censored values.

Mann-Whitney (Wilcoxon Rank Sum)

GWA-2 (bg)

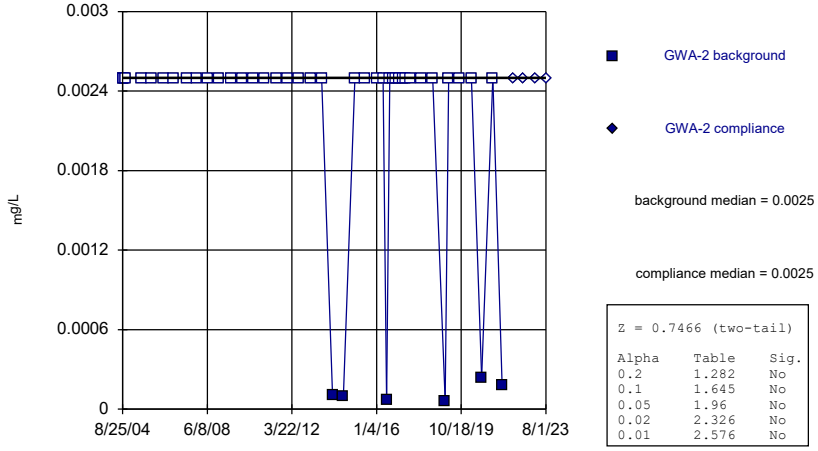

Z = 0.7466 (two-tail)

Alpha	Table	Sig.
0.2	1.282	No
0.1	1.645	No
0.05	1.96	No
0.02	2.326	No
0.01	2.576	No

Constituent: Beryllium Analysis Run 3/6/2024 11:51 AM View: Appendix I Mann-Whitney
Plant McIntosh Data: McIntosh LF4 CCR

Sanitas™ v.10.0.16 . UG
Hollow symbols indicate censored values.

Mann-Whitney (Wilcoxon Rank Sum)

GWA-3 (bg)

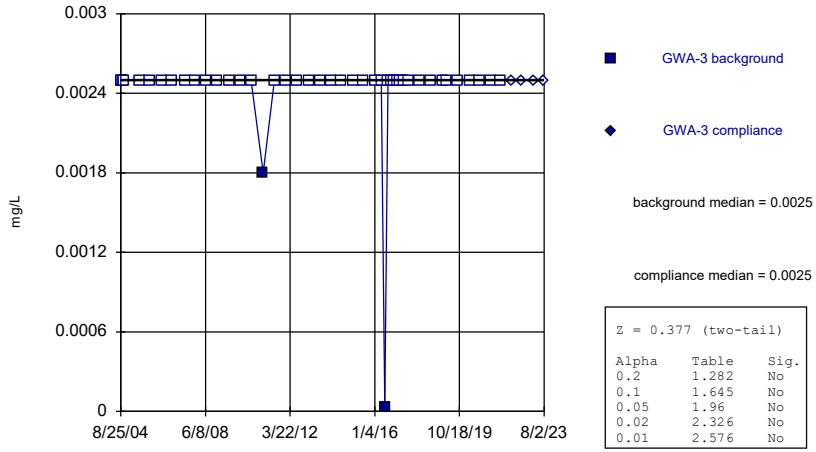

Constituent: Beryllium Analysis Run 3/6/2024 11:51 AM View: Appendix I Mann-Whitney
Plant McIntosh Data: McIntosh LF4 CCR

Sanitas™ v.10.0.16 . UG
Hollow symbols indicate censored values.

Mann-Whitney (Wilcoxon Rank Sum)

GWA-4A (bg)

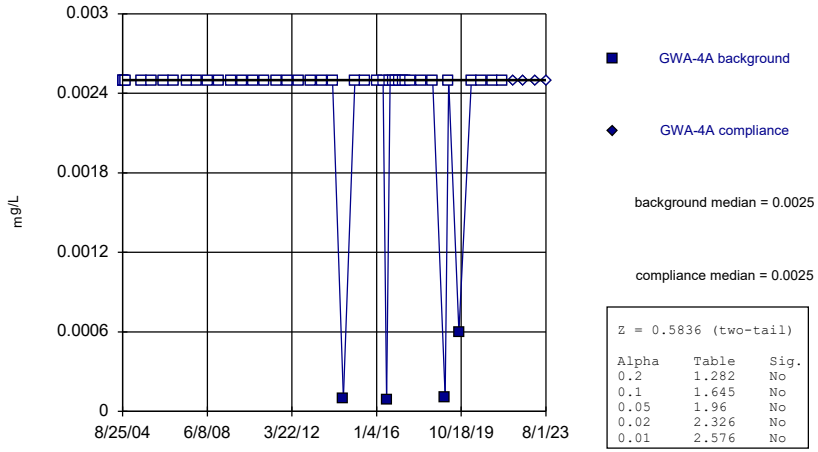

Constituent: Beryllium Analysis Run 3/6/2024 11:51 AM View: Appendix I Mann-Whitney
Plant McIntosh Data: McIntosh LF4 CCR

Sanitas™ v.10.0.16 . UG
Hollow symbols indicate censored values.

Mann-Whitney (Wilcoxon Rank Sum)

GWA-5 (bg)

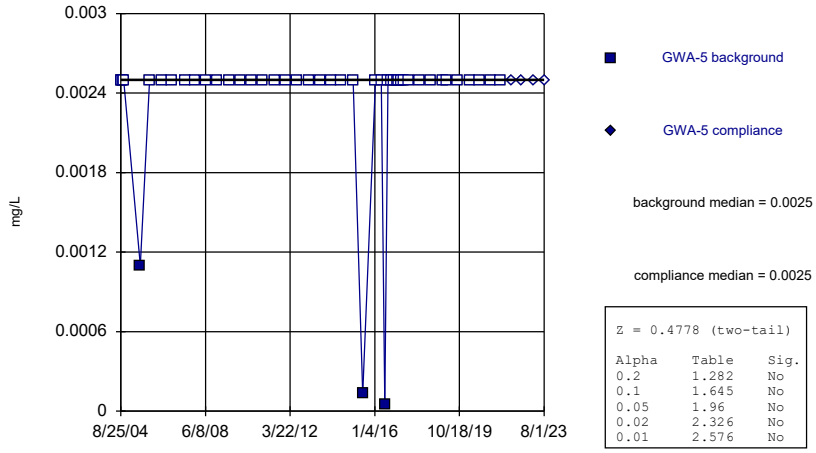

Constituent: Beryllium Analysis Run 3/6/2024 11:51 AM View: Appendix I Mann-Whitney
Plant McIntosh Data: McIntosh LF4 CCR

Sanitas™ v.10.0.16 . UG
Hollow symbols indicate censored values.

Mann-Whitney (Wilcoxon Rank Sum)

GWC-1

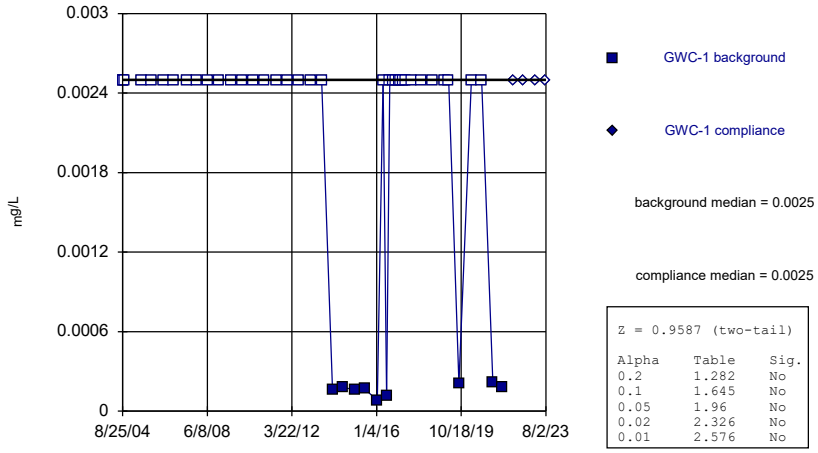

Constituent: Beryllium Analysis Run 3/6/2024 11:51 AM View: Appendix I Mann-Whitney
Plant McIntosh Data: McIntosh LF4 CCR

Sanitas™ v.10.0.16 . UG
Hollow symbols indicate censored values.

Mann-Whitney (Wilcoxon Rank Sum)

GWC-10

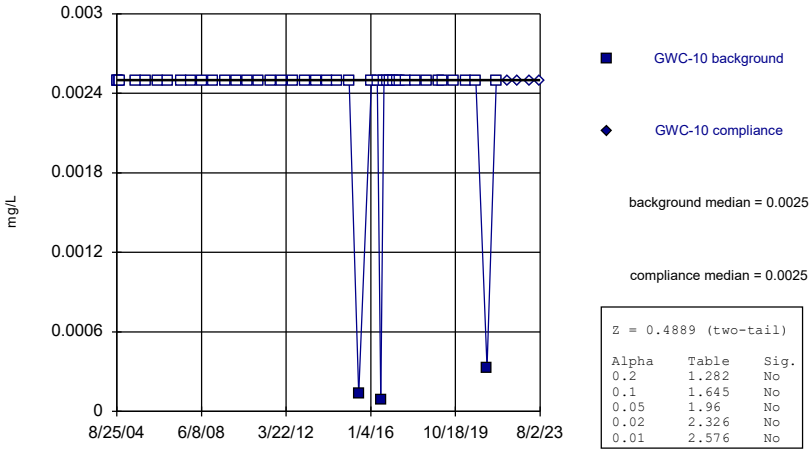

Z = 0.4889 (two-tail)

Alpha	Table	Sig.
0.2	1.282	No
0.1	1.645	No
0.05	1.96	No
0.02	2.326	No
0.01	2.576	No

Constituent: Beryllium Analysis Run 3/6/2024 11:51 AM View: Appendix I Mann-Whitney
Plant McIntosh Data: McIntosh LF4 CCR

Sanitas™ v.10.0.16 . UG
Hollow symbols indicate censored values.

Mann-Whitney (Wilcoxon Rank Sum)

GWC-11

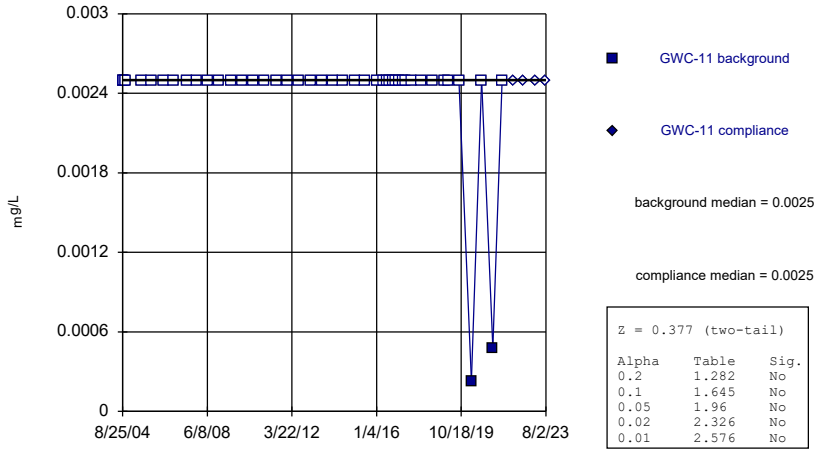

Z = 0.377 (two-tail)

Alpha	Table	Sig.
0.2	1.282	No
0.1	1.645	No
0.05	1.96	No
0.02	2.326	No
0.01	2.576	No

Constituent: Beryllium Analysis Run 3/6/2024 11:51 AM View: Appendix I Mann-Whitney
Plant McIntosh Data: McIntosh LF4 CCR

Sanitas™ v.10.0.16 . UG
Hollow symbols indicate censored values.

Mann-Whitney (Wilcoxon Rank Sum)

GWC-12

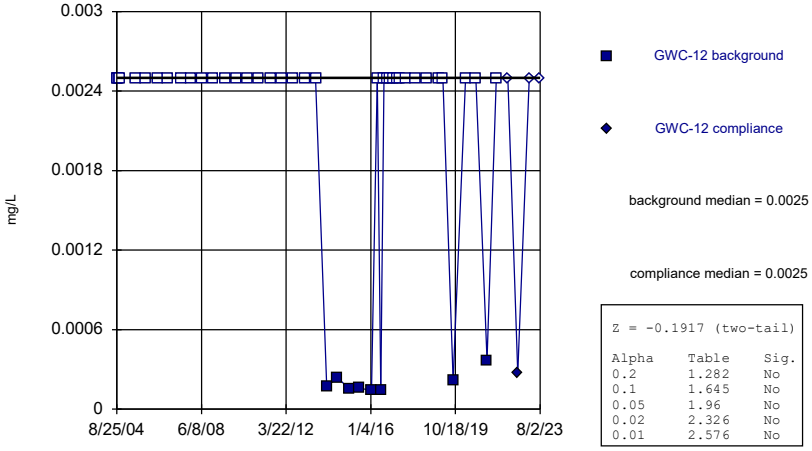

Z = -0.1917 (two-tail)

Alpha	Table	Sig.
0.2	1.282	No
0.1	1.645	No
0.05	1.96	No
0.02	2.326	No
0.01	2.576	No

Constituent: Beryllium Analysis Run 3/6/2024 11:51 AM View: Appendix I Mann-Whitney
Plant McIntosh Data: McIntosh LF4 CCR

Sanitas™ v.10.0.16 . UG

Mann-Whitney (Wilcoxon Rank Sum)

GWC-17 (bg)

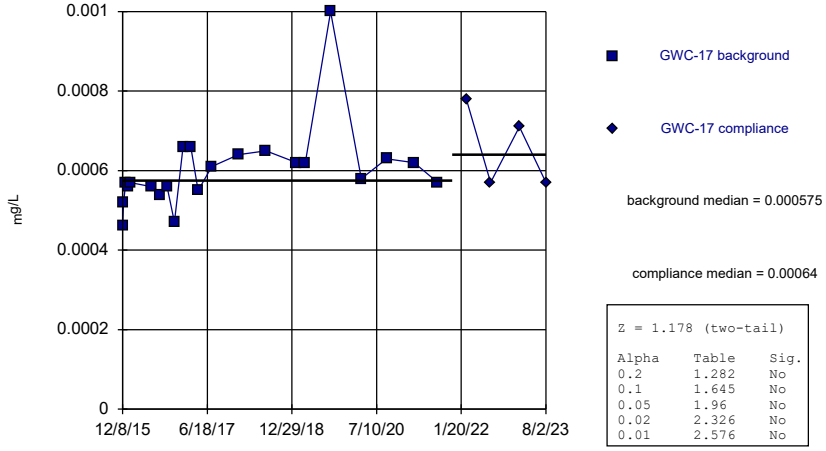

Z = 1.178 (two-tail)

Alpha	Table	Sig.
0.2	1.282	No
0.1	1.645	No
0.05	1.96	No
0.02	2.326	No
0.01	2.576	No

Constituent: Beryllium Analysis Run 3/6/2024 11:51 AM View: Appendix I Mann-Whitney
Plant McIntosh Data: McIntosh LF4 CCR

Sanitas™ v.10.0.16 . UG
Hollow symbols indicate censored values.

Mann-Whitney (Wilcoxon Rank Sum)

GWC-18 (bg)

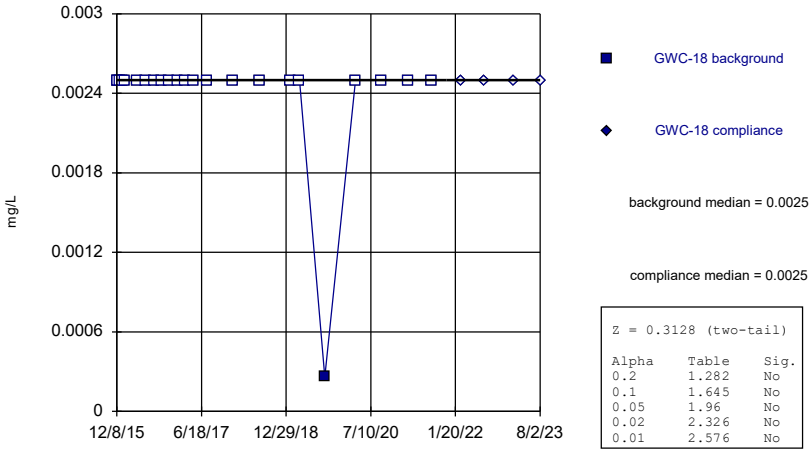

Z = 0.3128 (two-tail)

Alpha	Table	Sig.
0.2	1.282	No
0.1	1.645	No
0.05	1.96	No
0.02	2.326	No
0.01	2.576	No

Constituent: Beryllium Analysis Run 3/6/2024 11:51 AM View: Appendix I Mann-Whitney
Plant McIntosh Data: McIntosh LF4 CCR

Sanitas™ v.10.0.16 . UG
Hollow symbols indicate censored values.

Mann-Whitney (Wilcoxon Rank Sum)

GWC-19

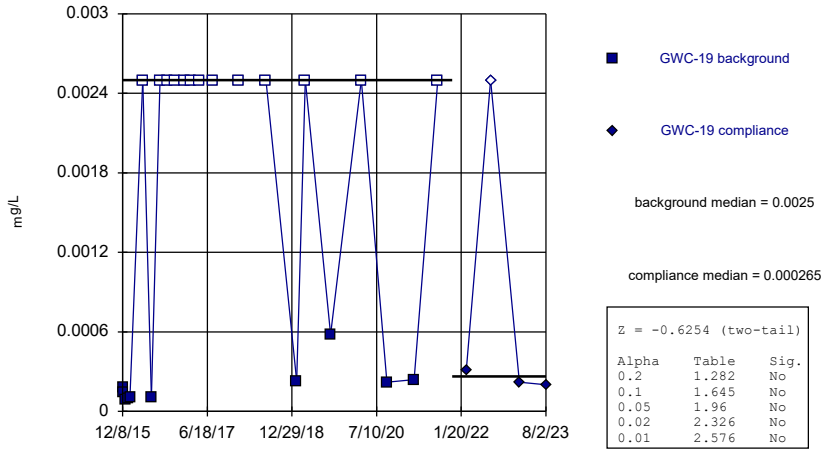

Z = -0.6254 (two-tail)

Alpha	Table	Sig.
0.2	1.282	No
0.1	1.645	No
0.05	1.96	No
0.02	2.326	No
0.01	2.576	No

Constituent: Beryllium Analysis Run 3/6/2024 11:51 AM View: Appendix I Mann-Whitney
Plant McIntosh Data: McIntosh LF4 CCR

Sanitas™ v.10.0.16 . UG
Hollow symbols indicate censored values.

Mann-Whitney (Wilcoxon Rank Sum)

GWC-20

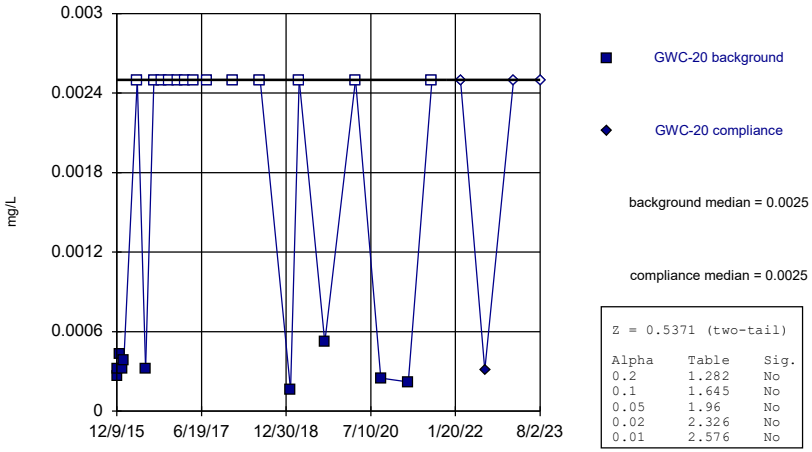

Z = 0.5371 (two-tail)

Alpha	Table	Sig.
0.2	1.282	No
0.1	1.645	No
0.05	1.96	No
0.02	2.326	No
0.01	2.576	No

Constituent: Beryllium Analysis Run 3/6/2024 11:51 AM View: Appendix I Mann-Whitney
Plant McIntosh Data: McIntosh LF4 CCR

Sanitas™ v.10.0.16 . UG
Hollow symbols indicate censored values.

Mann-Whitney (Wilcoxon Rank Sum)

GWC-21

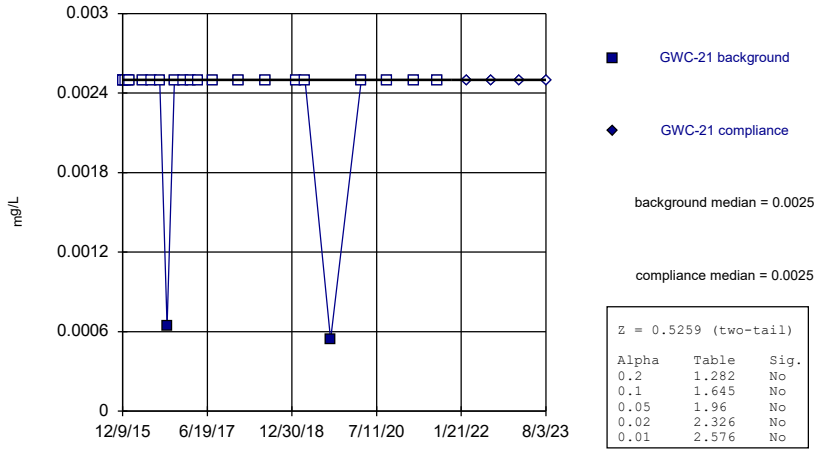

Z = 0.5259 (two-tail)

Alpha	Table	Sig.
0.2	1.282	No
0.1	1.645	No
0.05	1.96	No
0.02	2.326	No
0.01	2.576	No

Constituent: Beryllium Analysis Run 3/6/2024 11:51 AM View: Appendix I Mann-Whitney
Plant McIntosh Data: McIntosh LF4 CCR

Sanitas™ v.10.0.16 . UG
Hollow symbols indicate censored values.

Mann-Whitney (Wilcoxon Rank Sum)

GWC-23

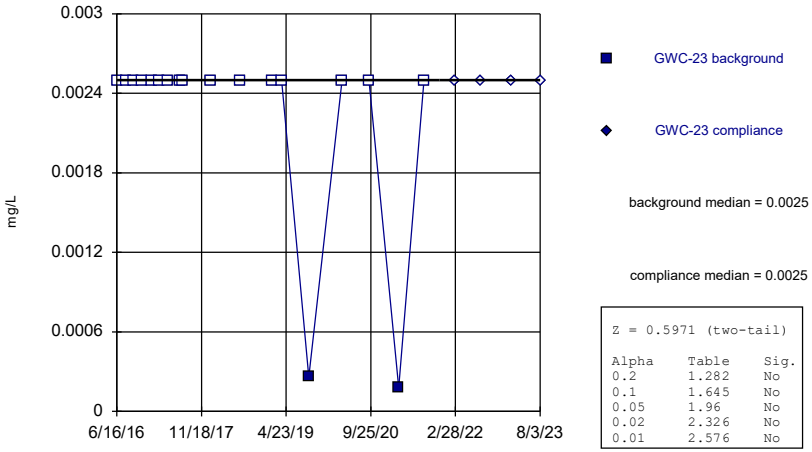

Z = 0.5971 (two-tail)

Alpha	Table	Sig.
0.2	1.282	No
0.1	1.645	No
0.05	1.96	No
0.02	2.326	No
0.01	2.576	No

Constituent: Beryllium Analysis Run 3/6/2024 11:51 AM View: Appendix I Mann-Whitney
Plant McIntosh Data: McIntosh LF4 CCR

Sanitas™ v.10.0.16 . UG
Hollow symbols indicate censored values.

Mann-Whitney (Wilcoxon Rank Sum)

GWC-9

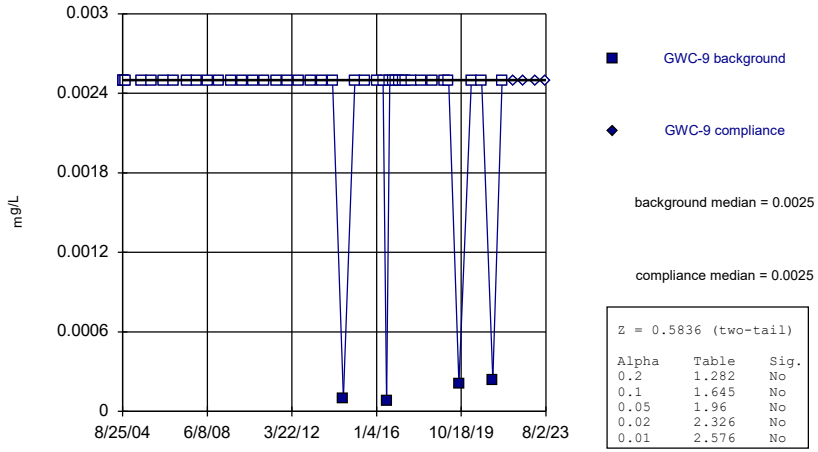

Z = 0.5836 (two-tail)

Alpha	Table	Sig.
0.2	1.282	No
0.1	1.645	No
0.05	1.96	No
0.02	2.326	No
0.01	2.576	No

Constituent: Beryllium Analysis Run 3/6/2024 11:51 AM View: Appendix I Mann-Whitney
Plant McIntosh Data: McIntosh LF4 CCR

Sanitas™ v.10.0.16 . UG
Hollow symbols indicate censored values.

Mann-Whitney (Wilcoxon Rank Sum)

GWA-13 (bg)

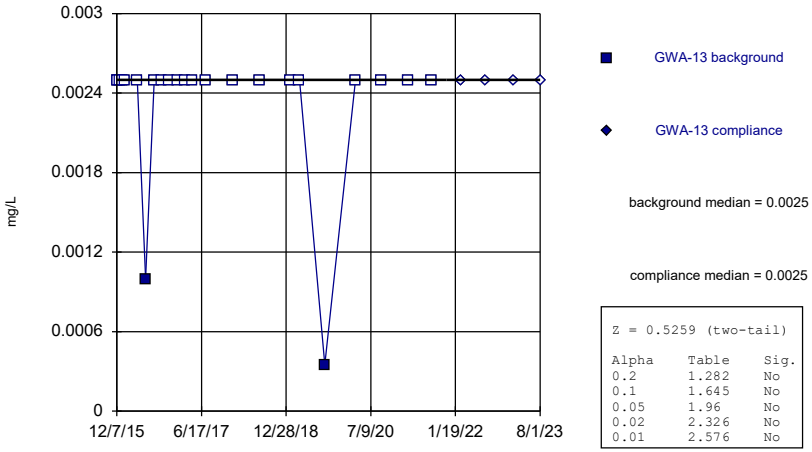

Z = 0.5259 (two-tail)

Alpha	Table	Sig.
0.2	1.282	No
0.1	1.645	No
0.05	1.96	No
0.02	2.326	No
0.01	2.576	No

Constituent: Cadmium Analysis Run 3/6/2024 11:51 AM View: Appendix I Mann-Whitney
Plant McIntosh Data: McIntosh LF4 CCR

Sanitas™ v.10.0.16 . UG
Hollow symbols indicate censored values.

Mann-Whitney (Wilcoxon Rank Sum)

GWA-14 (bg)

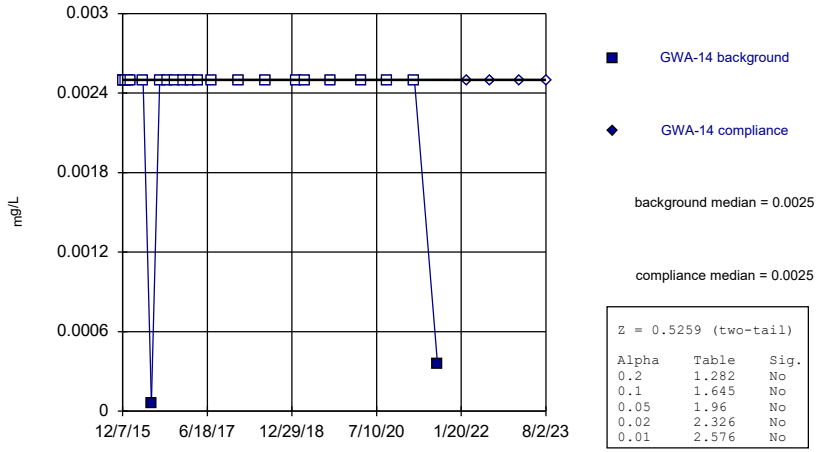

Z = 0.5259 (two-tail)

Alpha	Table	Sig.
0.2	1.282	No
0.1	1.645	No
0.05	1.96	No
0.02	2.326	No
0.01	2.576	No

Constituent: Cadmium Analysis Run 3/6/2024 11:51 AM View: Appendix I Mann-Whitney
Plant McIntosh Data: McIntosh LF4 CCR

Sanitas™ v.10.0.16 . UG
Hollow symbols indicate censored values.

Mann-Whitney (Wilcoxon Rank Sum)

GWA-16 (bg)

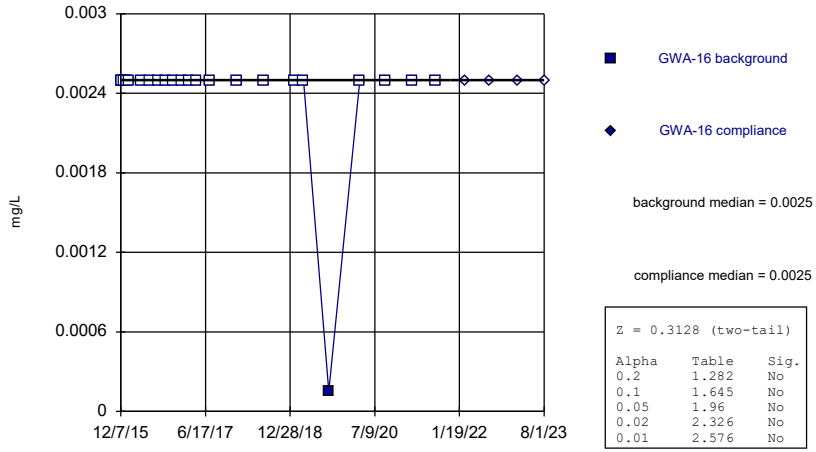

Z = 0.3128 (two-tail)

Alpha	Table	Sig.
0.2	1.282	No
0.1	1.645	No
0.05	1.96	No
0.02	2.326	No
0.01	2.576	No

Constituent: Cadmium Analysis Run 3/6/2024 11:51 AM View: Appendix I Mann-Whitney
Plant McIntosh Data: McIntosh LF4 CCR

Sanitas™ v.10.0.16 . UG
Hollow symbols indicate censored values.

Mann-Whitney (Wilcoxon Rank Sum)

GWA-4A (bg)

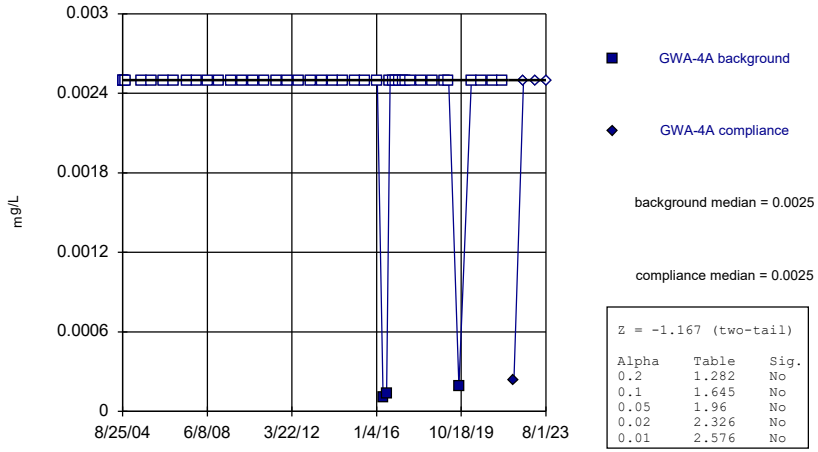

Z = -1.167 (two-tail)

Alpha	Table	Sig.
0.2	1.282	No
0.1	1.645	No
0.05	1.96	No
0.02	2.326	No
0.01	2.576	No

Constituent: Cadmium Analysis Run 3/6/2024 11:51 AM View: Appendix I Mann-Whitney
Plant McIntosh Data: McIntosh LF4 CCR

Sanitas™ v.10.0.16 . UG
Hollow symbols indicate censored values.

Mann-Whitney (Wilcoxon Rank Sum)

GWC-1

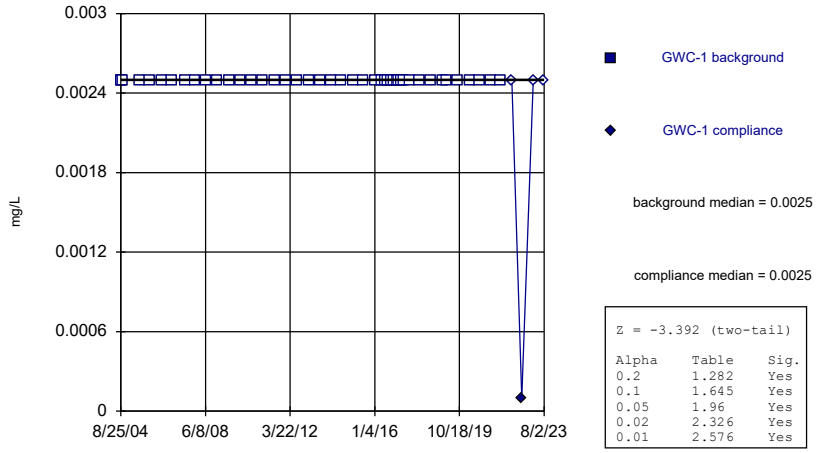

Z = -3.392 (two-tail)

Alpha	Table	Sig.
0.2	1.282	Yes
0.1	1.645	Yes
0.05	1.96	Yes
0.02	2.326	Yes
0.01	2.576	Yes

Constituent: Cadmium Analysis Run 3/6/2024 11:51 AM View: Appendix I Mann-Whitney
Plant McIntosh Data: McIntosh LF4 CCR

Sanitas™ v.10.0.16 . UG

Mann-Whitney (Wilcoxon Rank Sum)

GWC-17 (bg)

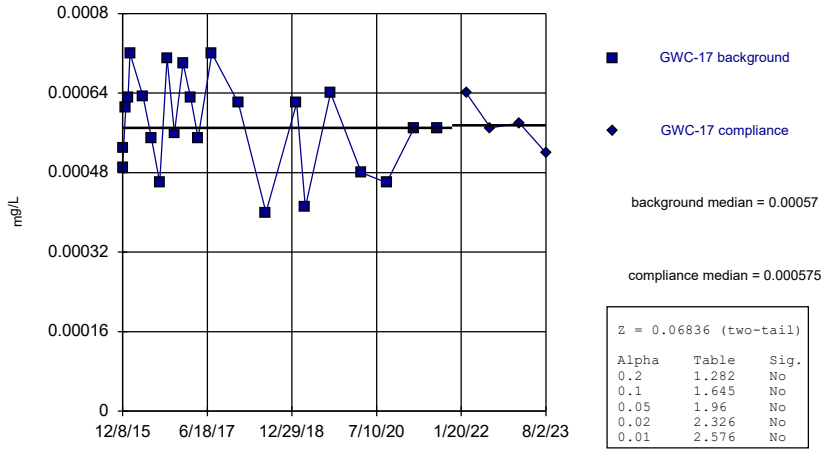

Z = 0.06836 (two-tail)

Alpha	Table	Sig.
0.2	1.282	No
0.1	1.645	No
0.05	1.96	No
0.02	2.326	No
0.01	2.576	No

Constituent: Cadmium Analysis Run 3/6/2024 11:51 AM View: Appendix I Mann-Whitney
Plant McIntosh Data: McIntosh LF4 CCR

Sanitas™ v.10.0.16 . UG
Hollow symbols indicate censored values.

Mann-Whitney (Wilcoxon Rank Sum)

GWC-18 (bg)

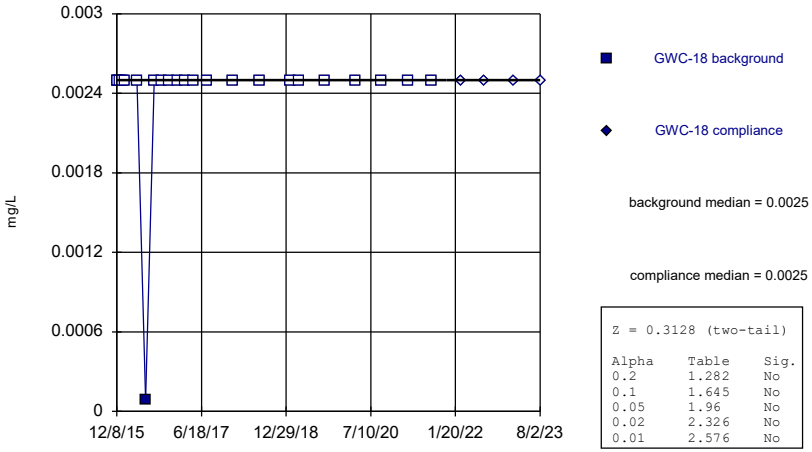

Z = 0.3128 (two-tail)

Alpha	Table	Sig.
0.2	1.282	No
0.1	1.645	No
0.05	1.96	No
0.02	2.326	No
0.01	2.576	No

Constituent: Cadmium Analysis Run 3/6/2024 11:51 AM View: Appendix I Mann-Whitney
Plant McIntosh Data: McIntosh LF4 CCR

Sanitas™ v.10.0.16 . UG
Hollow symbols indicate censored values.

Mann-Whitney (Wilcoxon Rank Sum)

GWC-19

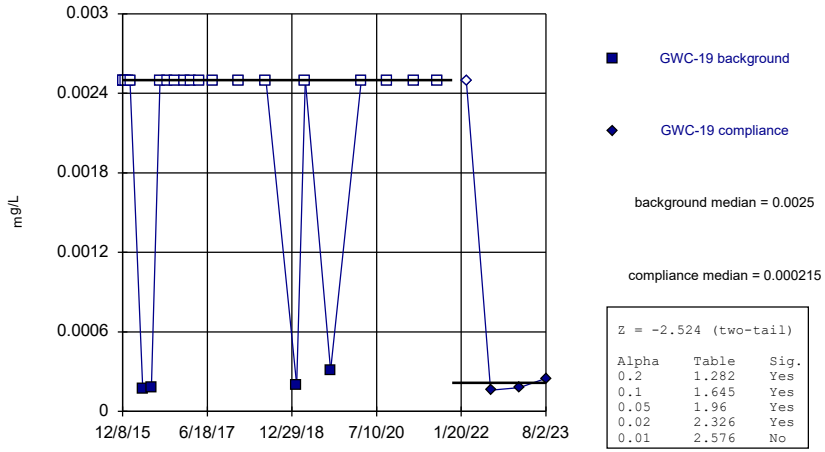

Z = -2.524 (two-tail)

Alpha	Table	Sig.
0.2	1.282	Yes
0.1	1.645	Yes
0.05	1.96	Yes
0.02	2.326	Yes
0.01	2.576	No

Constituent: Cadmium Analysis Run 3/6/2024 11:51 AM View: Appendix I Mann-Whitney
Plant McIntosh Data: McIntosh LF4 CCR

Sanitas™ v.10.0.16 . UG
Hollow symbols indicate censored values.

Mann-Whitney (Wilcoxon Rank Sum)

GWC-20

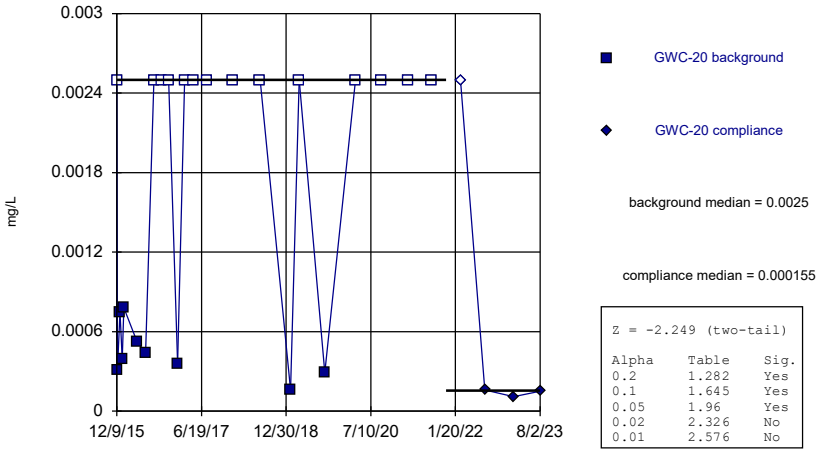

Z = -2.249 (two-tail)

Alpha	Table	Sig.
0.2	1.282	Yes
0.1	1.645	Yes
0.05	1.96	Yes
0.02	2.326	No
0.01	2.576	No

Constituent: Cadmium Analysis Run 3/6/2024 11:51 AM View: Appendix I Mann-Whitney
Plant McIntosh Data: McIntosh LF4 CCR

Sanitas™ v.10.0.16 . UG
Hollow symbols indicate censored values.

Mann-Whitney (Wilcoxon Rank Sum)

GWC-21

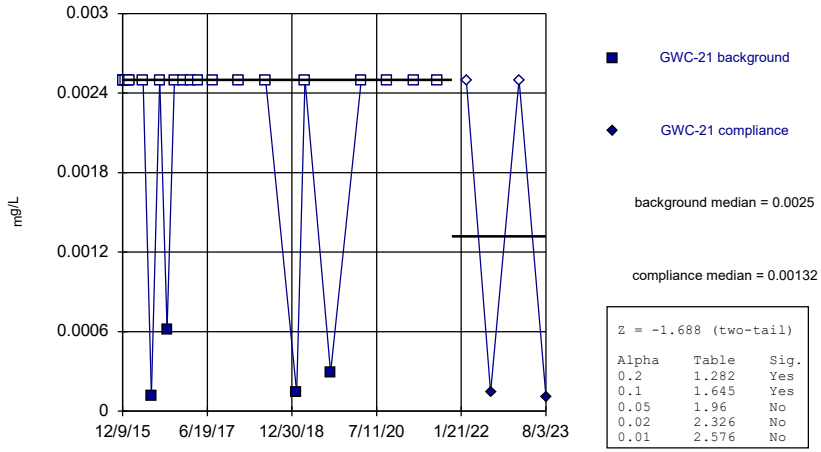

Z = -1.688 (two-tail)

Alpha	Table	Sig.
0.2	1.282	Yes
0.1	1.645	Yes
0.05	1.96	No
0.02	2.326	No
0.01	2.576	No

Constituent: Cadmium Analysis Run 3/6/2024 11:52 AM View: Appendix I Mann-Whitney
Plant McIntosh Data: McIntosh LF4 CCR

Sanitas™ v.10.0.16 . UG
Hollow symbols indicate censored values.

Mann-Whitney (Wilcoxon Rank Sum)

GWC-23

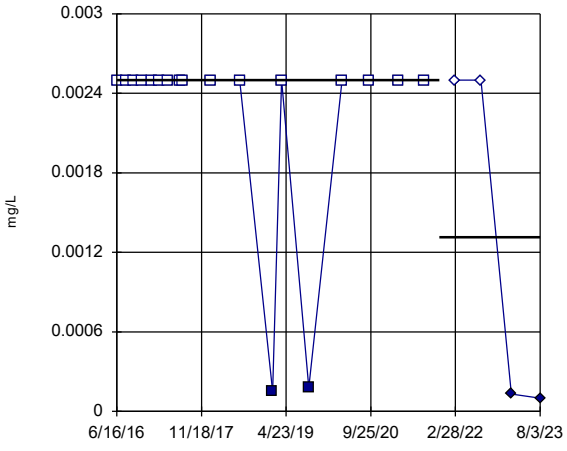

GWC-23 background

GWC-23 compliance

background median = 0.0025

compliance median = 0.001315

Z = -2.087 (two-tail)

Alpha	Table	Sig.
0.2	1.282	Yes
0.1	1.645	Yes
0.05	1.96	Yes
0.02	2.326	No
0.01	2.576	No

Constituent: Cadmium Analysis Run 3/6/2024 11:52 AM View: Appendix I Mann-Whitney
Plant McIntosh Data: McIntosh LF4 CCR

Sanitas™ v.10.0.16 . UG
Hollow symbols indicate censored values.

Mann-Whitney (Wilcoxon Rank Sum)

GWC-9

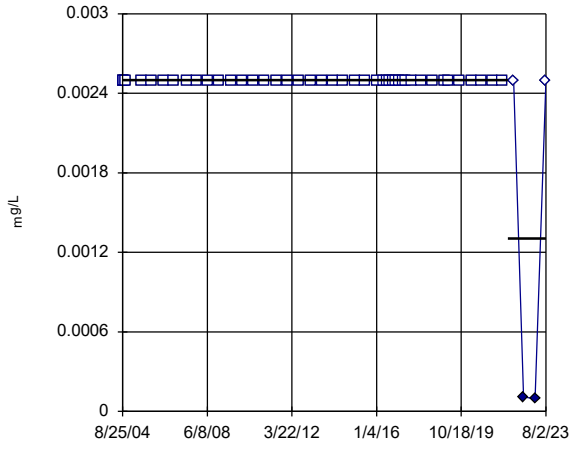

GWC-9 background

GWC-9 compliance

background median = 0.0025

compliance median = 0.001305

Z = -4.794 (two-tail)

Alpha	Table	Sig.
0.2	1.282	Yes
0.1	1.645	Yes
0.05	1.96	Yes
0.02	2.326	Yes
0.01	2.576	Yes

Constituent: Cadmium Analysis Run 3/6/2024 11:52 AM View: Appendix I Mann-Whitney
Plant McIntosh Data: McIntosh LF4 CCR

Sanitas™ v.10.0.16 . UG
Hollow symbols indicate censored values.

Mann-Whitney (Wilcoxon Rank Sum)

GWA-13 (bg)

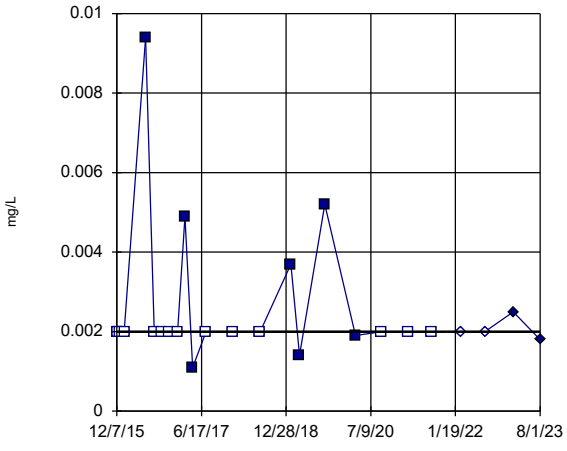

GWA-13 background

GWA-13 compliance

background median = 0.002

compliance median = 0.002

Z = -0.3019 (two-tail)

Alpha	Table	Sig.
0.2	1.282	No
0.1	1.645	No
0.05	1.96	No
0.02	2.326	No
0.01	2.576	No

Constituent: Chromium Analysis Run 3/6/2024 11:52 AM View: Appendix I Mann-Whitney
Plant McIntosh Data: McIntosh LF4 CCR

Sanitas™ v.10.0.16 . UG
Hollow symbols indicate censored values.

Mann-Whitney (Wilcoxon Rank Sum)

GWA-14 (bg)

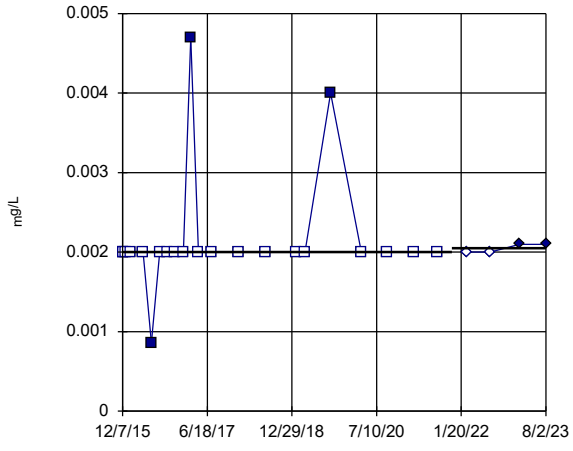

GWA-14 background

GWA-14 compliance

background median = 0.002

compliance median = 0.00205

Z = 1.705 (two-tail)

Alpha	Table	Sig.
0.2	1.282	Yes
0.1	1.645	Yes
0.05	1.96	No
0.02	2.326	No
0.01	2.576	No

Constituent: Chromium Analysis Run 3/6/2024 11:52 AM View: Appendix I Mann-Whitney
Plant McIntosh Data: McIntosh LF4 CCR

Sanitas™ v.10.0.16 . UG
Hollow symbols indicate censored values.

Mann-Whitney (Wilcoxon Rank Sum)

GWA-15 (bg)

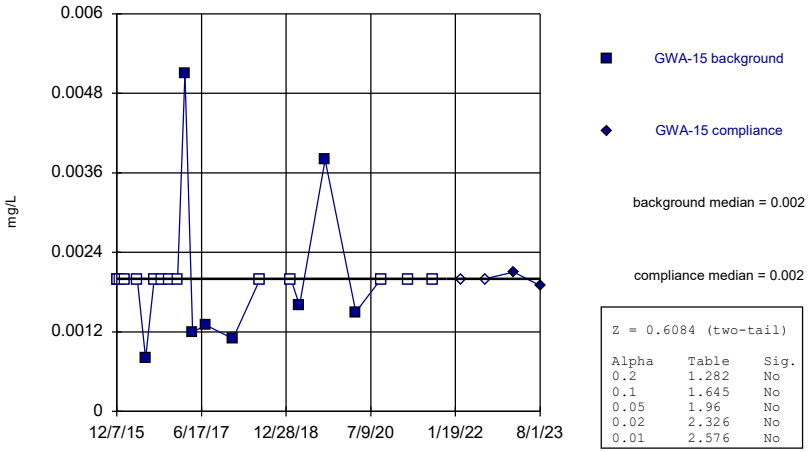

Z = 0.6084 (two-tail)

Alpha	Table	Sig.
0.2	1.282	No
0.1	1.645	No
0.05	1.96	No
0.02	2.326	No
0.01	2.576	No

Constituent: Chromium Analysis Run 3/6/2024 11:52 AM View: Appendix I Mann-Whitney
Plant McIntosh Data: McIntosh LF4 CCR

Sanitas™ v.10.0.16 . UG
Hollow symbols indicate censored values.

Mann-Whitney (Wilcoxon Rank Sum)

GWA-16 (bg)

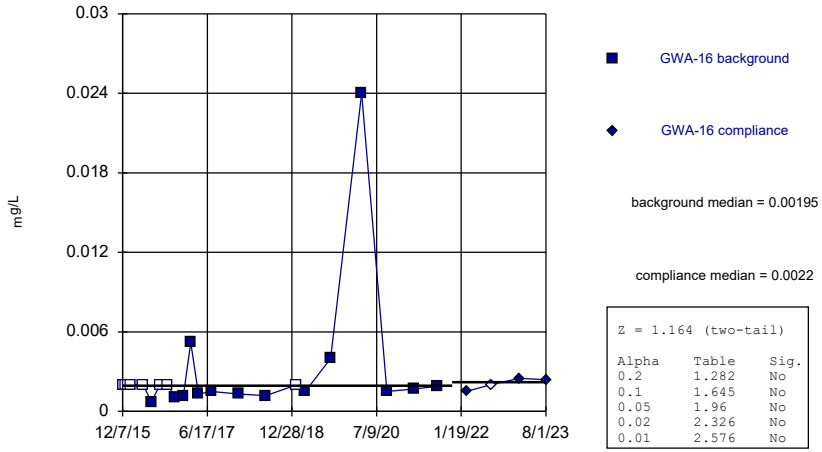

Z = 1.164 (two-tail)

Alpha	Table	Sig.
0.2	1.282	No
0.1	1.645	No
0.05	1.96	No
0.02	2.326	No
0.01	2.576	No

Constituent: Chromium Analysis Run 3/6/2024 11:52 AM View: Appendix I Mann-Whitney
Plant McIntosh Data: McIntosh LF4 CCR

Sanitas™ v.10.0.16 . UG
Hollow symbols indicate censored values.

Mann-Whitney (Wilcoxon Rank Sum)

GWA-2 (bg)

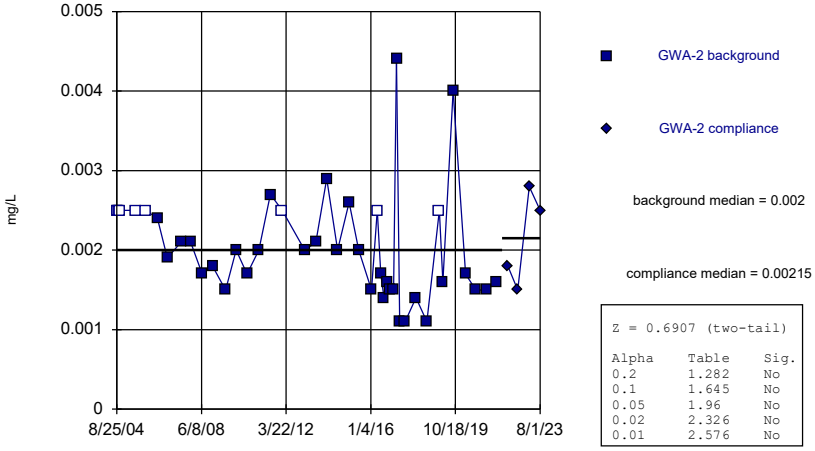

Z = 0.6907 (two-tail)

Alpha	Table	Sig.
0.2	1.282	No
0.1	1.645	No
0.05	1.96	No
0.02	2.326	No
0.01	2.576	No

Constituent: Chromium Analysis Run 3/6/2024 11:52 AM View: Appendix I Mann-Whitney
Plant McIntosh Data: McIntosh LF4 CCR

Sanitas™ v.10.0.16 . UG
Hollow symbols indicate censored values.

Mann-Whitney (Wilcoxon Rank Sum)

GWA-3 (bg)

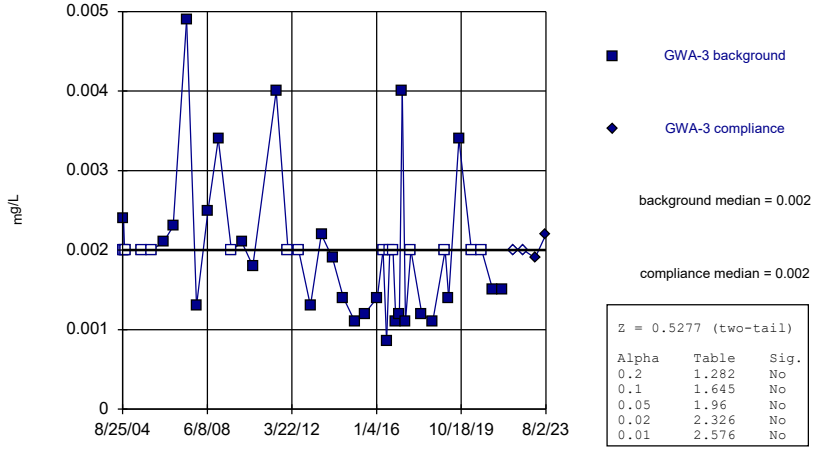

Z = 0.5277 (two-tail)

Alpha	Table	Sig.
0.2	1.282	No
0.1	1.645	No
0.05	1.96	No
0.02	2.326	No
0.01	2.576	No

Constituent: Chromium Analysis Run 3/6/2024 11:52 AM View: Appendix I Mann-Whitney
Plant McIntosh Data: McIntosh LF4 CCR

Sanitas™ v.10.0.16 . UG
Hollow symbols indicate censored values.

Mann-Whitney (Wilcoxon Rank Sum)

GWA-4A (bg)

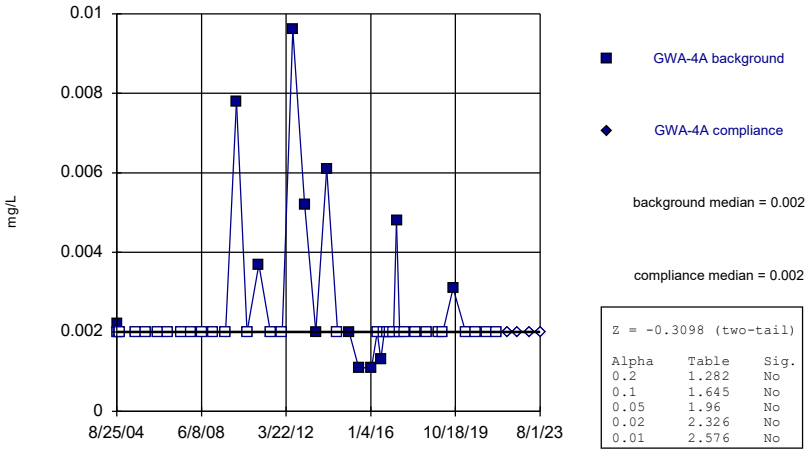

Z = -0.3098 (two-tail)

Alpha	Table	Sig.
0.2	1.282	No
0.1	1.645	No
0.05	1.96	No
0.02	2.326	No
0.01	2.576	No

Constituent: Chromium Analysis Run 3/6/2024 11:52 AM View: Appendix I Mann-Whitney
Plant McIntosh Data: McIntosh LF4 CCR

Sanitas™ v.10.0.16 . UG
Hollow symbols indicate censored values.

Mann-Whitney (Wilcoxon Rank Sum)

GWA-5 (bg)

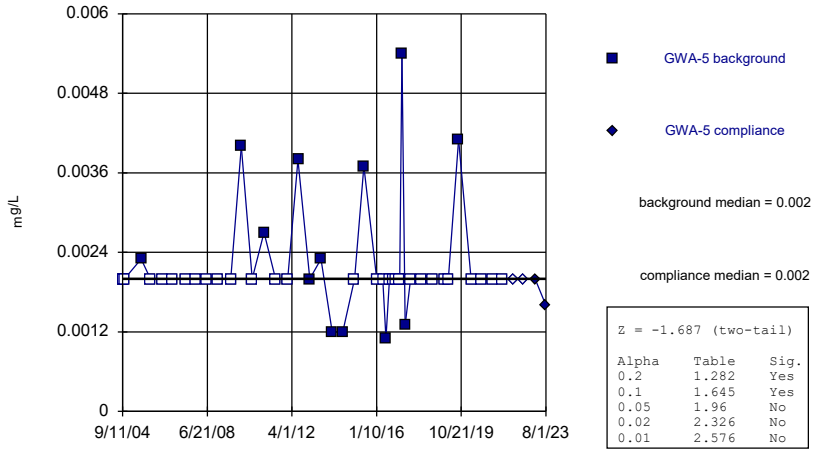

Z = -1.687 (two-tail)

Alpha	Table	Sig.
0.2	1.282	Yes
0.1	1.645	Yes
0.05	1.96	No
0.02	2.326	No
0.01	2.576	No

Constituent: Chromium Analysis Run 3/6/2024 11:52 AM View: Appendix I Mann-Whitney
Plant McIntosh Data: McIntosh LF4 CCR

Sanitas™ v.10.0.16 . UG
Hollow symbols indicate censored values.

Mann-Whitney (Wilcoxon Rank Sum)

GWC-1

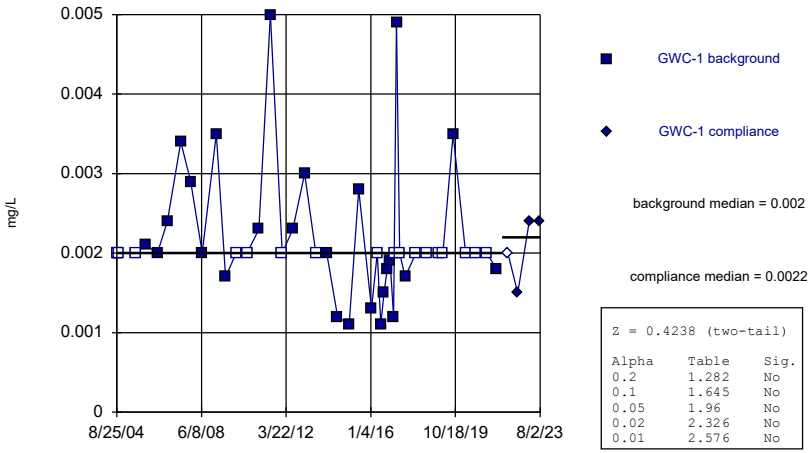

Z = 0.4238 (two-tail)

Alpha	Table	Sig.
0.2	1.282	No
0.1	1.645	No
0.05	1.96	No
0.02	2.326	No
0.01	2.576	No

Constituent: Chromium Analysis Run 3/6/2024 11:52 AM View: Appendix I Mann-Whitney
Plant McIntosh Data: McIntosh LF4 CCR

Sanitas™ v.10.0.16 . UG
Hollow symbols indicate censored values.

Mann-Whitney (Wilcoxon Rank Sum)

GWC-10

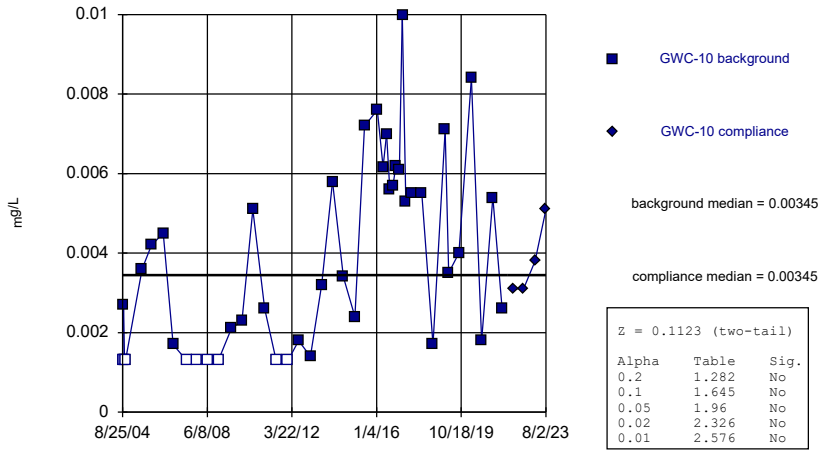

Z = 0.1123 (two-tail)

Alpha	Table	Sig.
0.2	1.282	No
0.1	1.645	No
0.05	1.96	No
0.02	2.326	No
0.01	2.576	No

Constituent: Chromium Analysis Run 3/6/2024 11:52 AM View: Appendix I Mann-Whitney
Plant McIntosh Data: McIntosh LF4 CCR

Sanitas™ v.10.0.16 . UG
Hollow symbols indicate censored values.

Mann-Whitney (Wilcoxon Rank Sum)

GWC-11

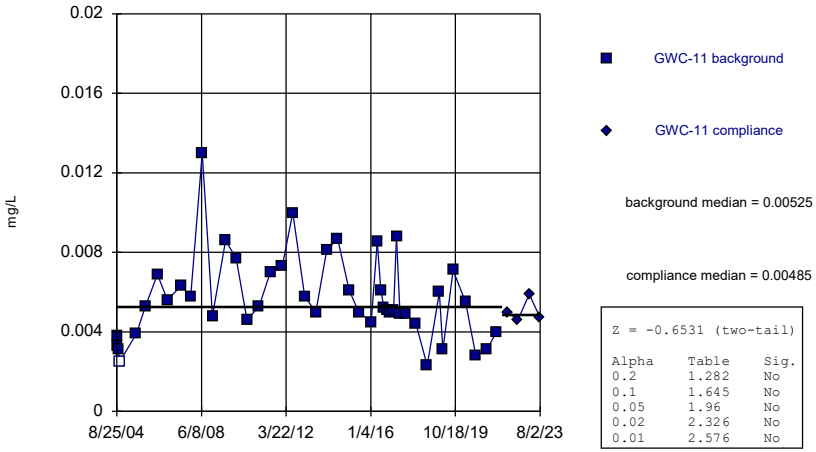

Z = -0.6531 (two-tail)

Alpha	Table	Sig.
0.2	1.282	No
0.1	1.645	No
0.05	1.96	No
0.02	2.326	No
0.01	2.576	No

Constituent: Chromium Analysis Run 3/6/2024 11:52 AM View: Appendix I Mann-Whitney
Plant McIntosh Data: McIntosh LF4 CCR

Sanitas™ v.10.0.16 . UG
Hollow symbols indicate censored values.

Mann-Whitney (Wilcoxon Rank Sum)

GWC-12

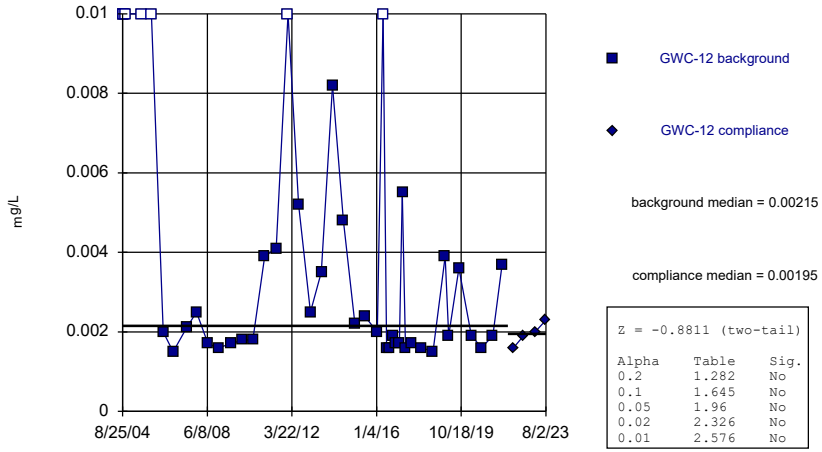

Z = -0.8811 (two-tail)

Alpha	Table	Sig.
0.2	1.282	No
0.1	1.645	No
0.05	1.96	No
0.02	2.326	No
0.01	2.576	No

Constituent: Chromium Analysis Run 3/6/2024 11:52 AM View: Appendix I Mann-Whitney
Plant McIntosh Data: McIntosh LF4 CCR

Sanitas™ v.10.0.16 . UG
Hollow symbols indicate censored values.

Mann-Whitney (Wilcoxon Rank Sum)

GWC-17 (bg)

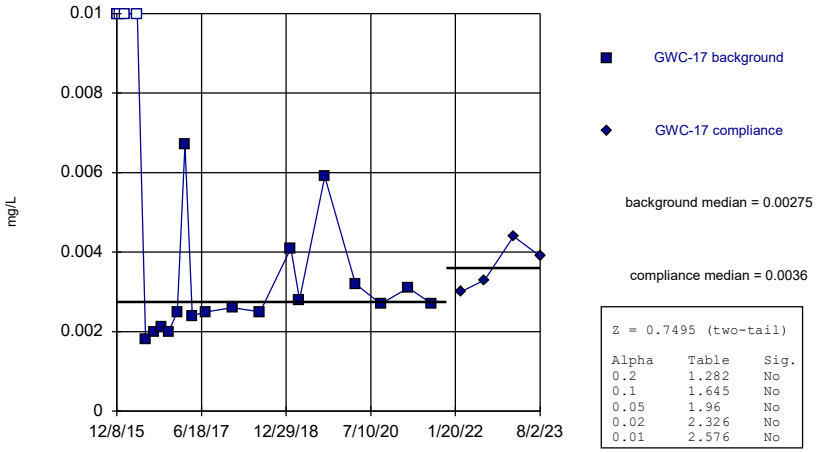

Z = 0.7495 (two-tail)

Alpha	Table	Sig.
0.2	1.282	No
0.1	1.645	No
0.05	1.96	No
0.02	2.326	No
0.01	2.576	No

Constituent: Chromium Analysis Run 3/6/2024 11:52 AM View: Appendix I Mann-Whitney
Plant McIntosh Data: McIntosh LF4 CCR

Sanitas™ v.10.0.16 . UG

Mann-Whitney (Wilcoxon Rank Sum)

GWC-18 (bg)

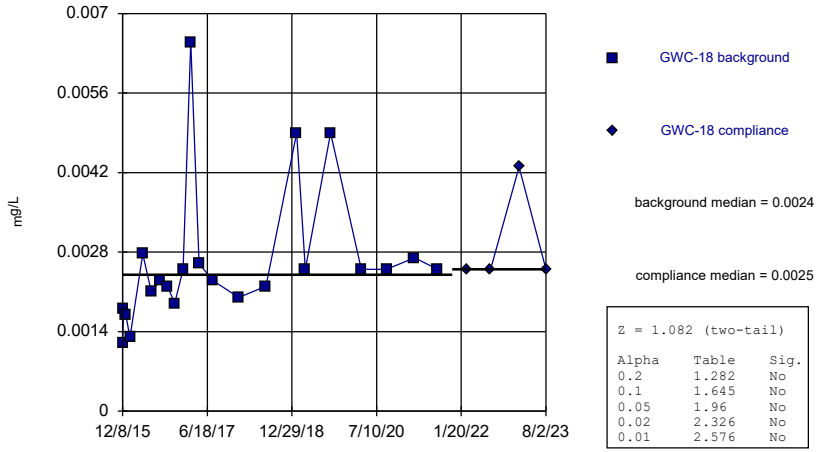

Z = 1.082 (two-tail)

Alpha	Table	Sig.
0.2	1.282	No
0.1	1.645	No
0.05	1.96	No
0.02	2.326	No
0.01	2.576	No

Constituent: Chromium Analysis Run 3/6/2024 11:52 AM View: Appendix I Mann-Whitney
Plant McIntosh Data: McIntosh LF4 CCR

Sanitas™ v.10.0.16 . UG
Hollow symbols indicate censored values.

Mann-Whitney (Wilcoxon Rank Sum)

GWC-19

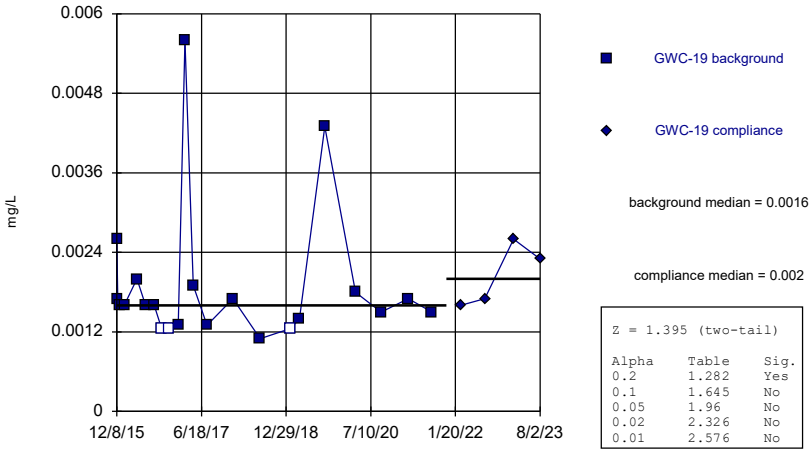

Z = 1.395 (two-tail)

Alpha	Table	Sig.
0.2	1.282	Yes
0.1	1.645	No
0.05	1.96	No
0.02	2.326	No
0.01	2.576	No

Constituent: Chromium Analysis Run 3/6/2024 11:52 AM View: Appendix I Mann-Whitney
Plant McIntosh Data: McIntosh LF4 CCR

Sanitas™ v.10.0.16 . UG
Hollow symbols indicate censored values.

Mann-Whitney (Wilcoxon Rank Sum)

GWC-20

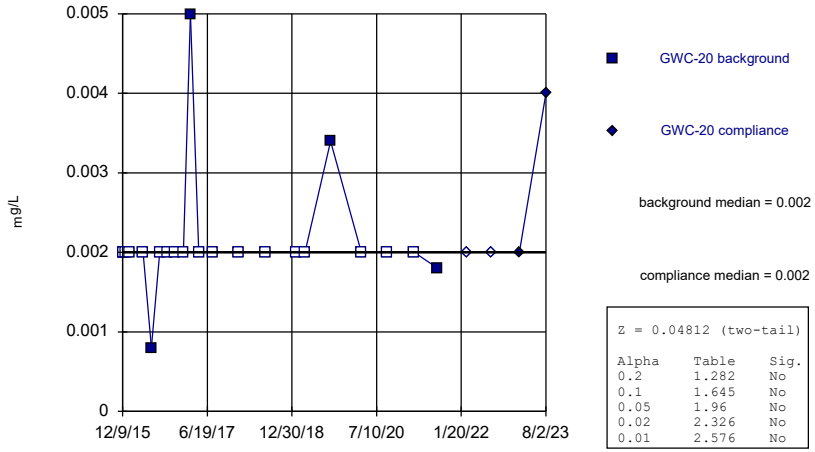

Z = 0.04812 (two-tail)

Alpha	Table	Sig.
0.2	1.282	No
0.1	1.645	No
0.05	1.96	No
0.02	2.326	No
0.01	2.576	No

Constituent: Chromium Analysis Run 3/6/2024 11:52 AM View: Appendix I Mann-Whitney
Plant McIntosh Data: McIntosh LF4 CCR

Sanitas™ v.10.0.16 . UG
Hollow symbols indicate censored values.

Mann-Whitney (Wilcoxon Rank Sum)

GWC-21

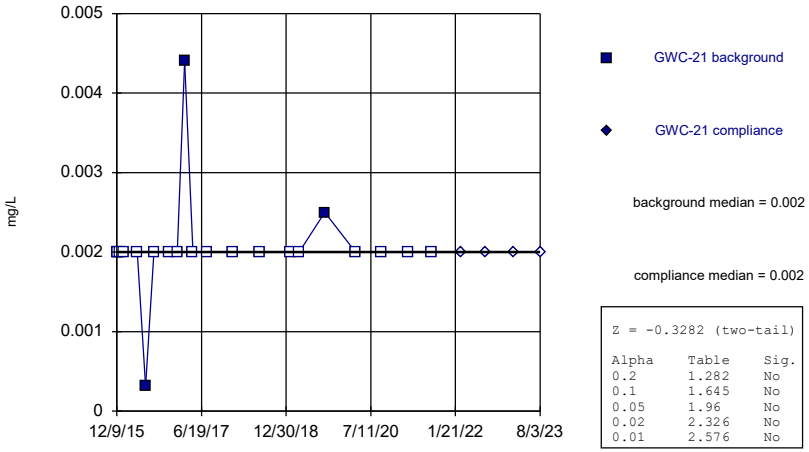

Z = -0.3282 (two-tail)

Alpha	Table	Sig.
0.2	1.282	No
0.1	1.645	No
0.05	1.96	No
0.02	2.326	No
0.01	2.576	No

Constituent: Chromium Analysis Run 3/6/2024 11:52 AM View: Appendix I Mann-Whitney
Plant McIntosh Data: McIntosh LF4 CCR

Sanitas™ v.10.0.16 . UG
Hollow symbols indicate censored values.

Mann-Whitney (Wilcoxon Rank Sum)

GWC-23

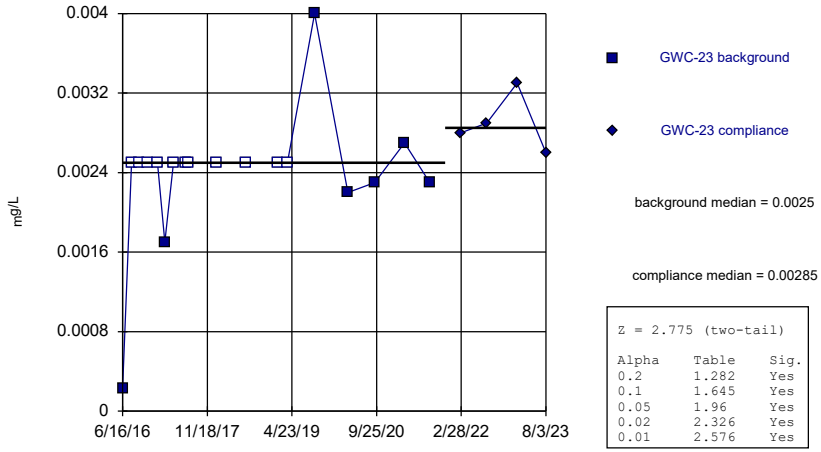

Z = 2.775 (two-tail)

Alpha	Table	Sig.
0.2	1.282	Yes
0.1	1.645	Yes
0.05	1.96	Yes
0.02	2.326	Yes
0.01	2.576	Yes

Constituent: Chromium Analysis Run 3/6/2024 11:52 AM View: Appendix I Mann-Whitney
Plant McIntosh Data: McIntosh LF4 CCR

Sanitas™ v.10.0.16 . UG
Hollow symbols indicate censored values.

Mann-Whitney (Wilcoxon Rank Sum)

GWC-9

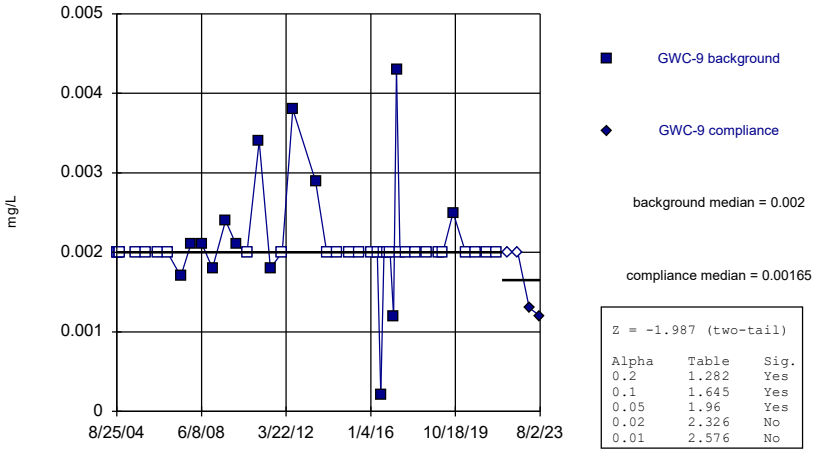

Z = -1.987 (two-tail)

Alpha	Table	Sig.
0.2	1.282	Yes
0.1	1.645	Yes
0.05	1.96	Yes
0.02	2.326	No
0.01	2.576	No

Constituent: Chromium Analysis Run 3/6/2024 11:52 AM View: Appendix I Mann-Whitney
Plant McIntosh Data: McIntosh LF4 CCR

Sanitas™ v.10.0.16 . UG
Hollow symbols indicate censored values.

Mann-Whitney (Wilcoxon Rank Sum)

GWA-13 (bg)

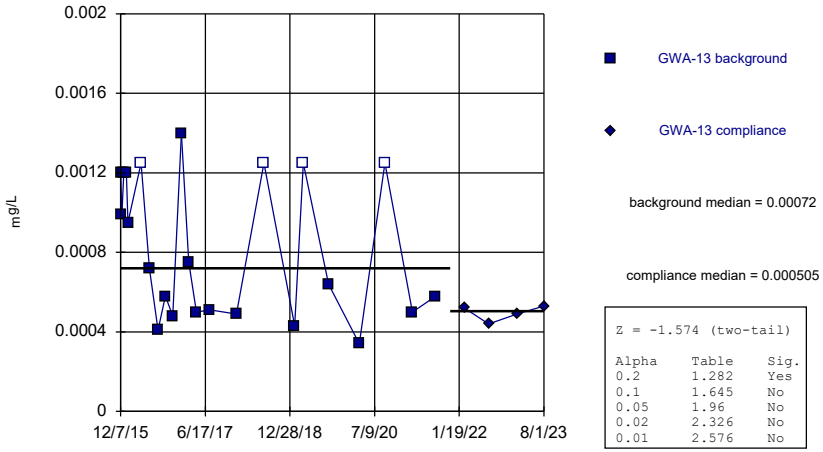

Z = -1.574 (two-tail)

Alpha	Table	Sig.
0.2	1.282	Yes
0.1	1.645	No
0.05	1.96	No
0.02	2.326	No
0.01	2.576	No

Constituent: Cobalt Analysis Run 3/6/2024 11:52 AM View: Appendix I Mann-Whitney
Plant McIntosh Data: McIntosh LF4 CCR

Sanitas™ v.10.0.16 . UG
Hollow symbols indicate censored values.

Mann-Whitney (Wilcoxon Rank Sum)

GWA-14 (bg)

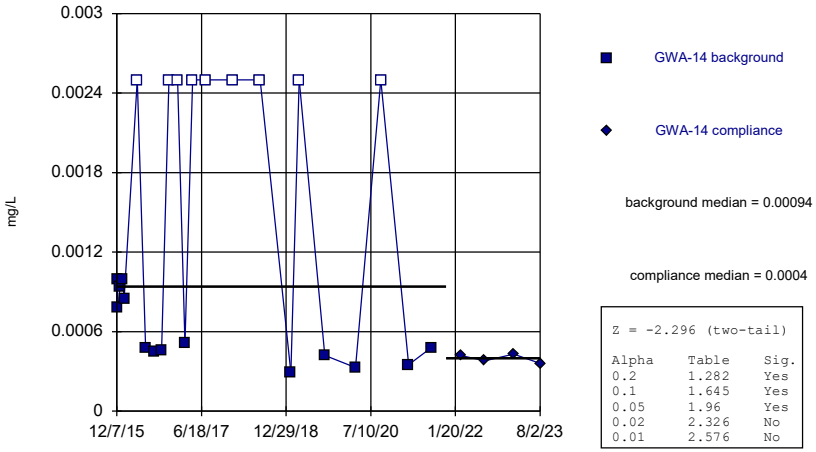

Z = -2.296 (two-tail)

Alpha	Table	Sig.
0.2	1.282	Yes
0.1	1.645	Yes
0.05	1.96	Yes
0.02	2.326	No
0.01	2.576	No

Constituent: Cobalt Analysis Run 3/6/2024 11:52 AM View: Appendix I Mann-Whitney
Plant McIntosh Data: McIntosh LF4 CCR

Sanitas™ v.10.0.16 . UG
Hollow symbols indicate censored values.

Mann-Whitney (Wilcoxon Rank Sum)

GWA-15 (bg)

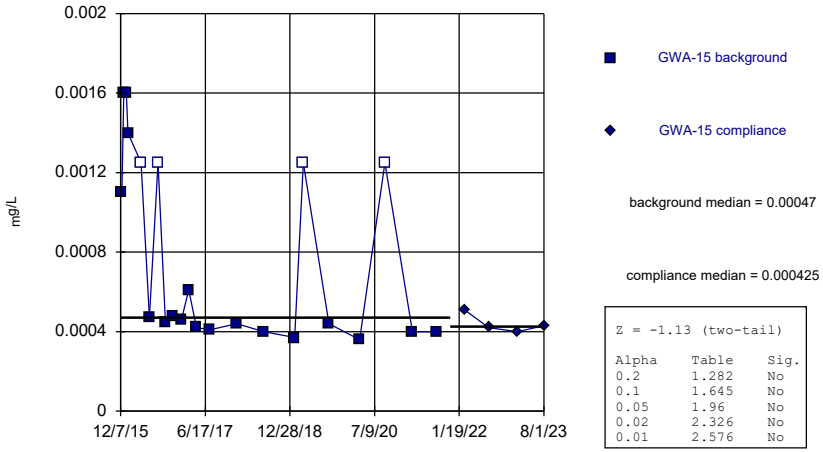

Z = -1.13 (two-tail)

Alpha	Table	Sig.
0.2	1.282	No
0.1	1.645	No
0.05	1.96	No
0.02	2.326	No
0.01	2.576	No

Constituent: Cobalt Analysis Run 3/6/2024 11:52 AM View: Appendix I Mann-Whitney
Plant McIntosh Data: McIntosh LF4 CCR

Sanitas™ v.10.0.16 . UG
Hollow symbols indicate censored values.

Mann-Whitney (Wilcoxon Rank Sum)

GWA-16 (bg)

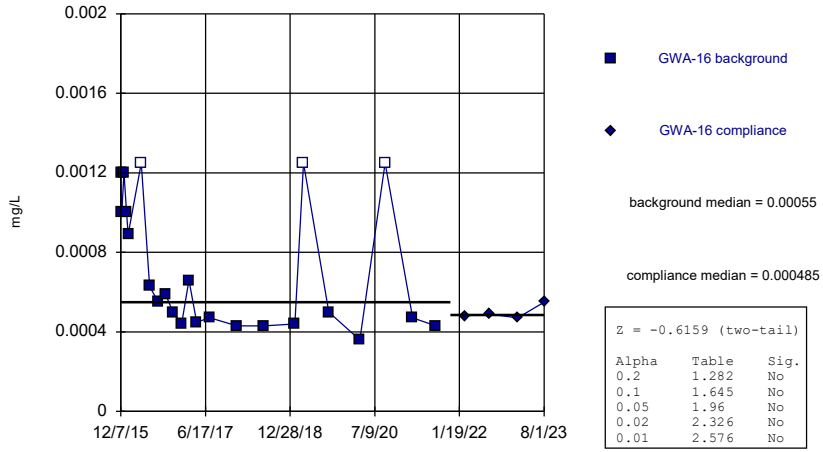

Z = -0.6159 (two-tail)

Alpha	Table	Sig.
0.2	1.282	No
0.1	1.645	No
0.05	1.96	No
0.02	2.326	No
0.01	2.576	No

Constituent: Cobalt Analysis Run 3/6/2024 11:52 AM View: Appendix I Mann-Whitney
Plant McIntosh Data: McIntosh LF4 CCR

Sanitas™ v.10.0.16 . UG
Hollow symbols indicate censored values.

Mann-Whitney (Wilcoxon Rank Sum)

GWA-2 (bg)

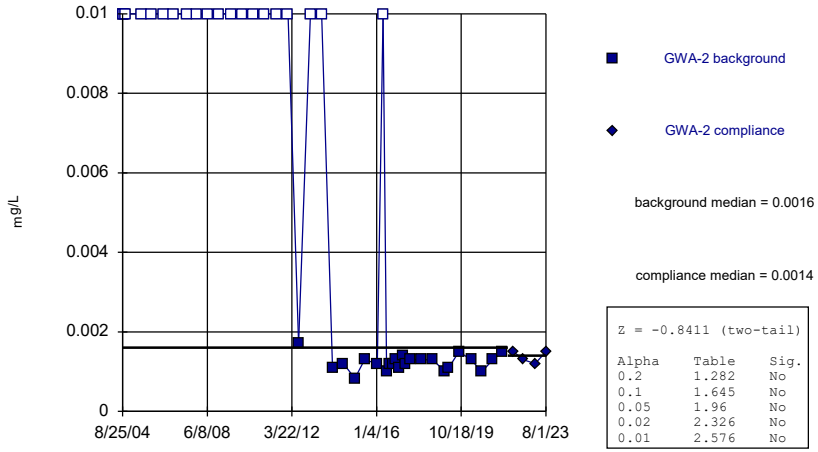

Z = -0.8411 (two-tail)

Alpha	Table	Sig.
0.2	1.282	No
0.1	1.645	No
0.05	1.96	No
0.02	2.326	No
0.01	2.576	No

Constituent: Cobalt Analysis Run 3/6/2024 11:52 AM View: Appendix I Mann-Whitney
Plant McIntosh Data: McIntosh LF4 CCR

Sanitas™ v.10.0.16 . UG
Hollow symbols indicate censored values.

Mann-Whitney (Wilcoxon Rank Sum)

GWA-3 (bg)

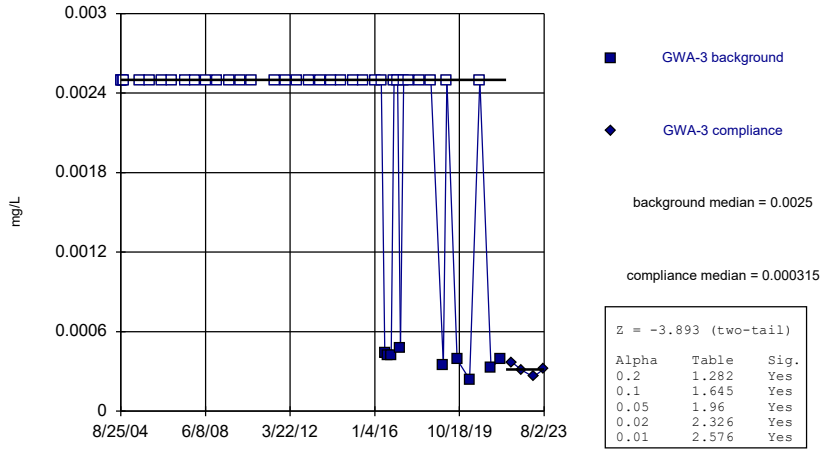

Z = -3.893 (two-tail)

Alpha	Table	Sig.
0.2	1.282	Yes
0.1	1.645	Yes
0.05	1.96	Yes
0.02	2.326	Yes
0.01	2.576	Yes

Constituent: Cobalt Analysis Run 3/6/2024 11:52 AM View: Appendix I Mann-Whitney
Plant McIntosh Data: McIntosh LF4 CCR

Sanitas™ v.10.0.16 . UG
Hollow symbols indicate censored values.

Mann-Whitney (Wilcoxon Rank Sum)

GWA-4A (bg)

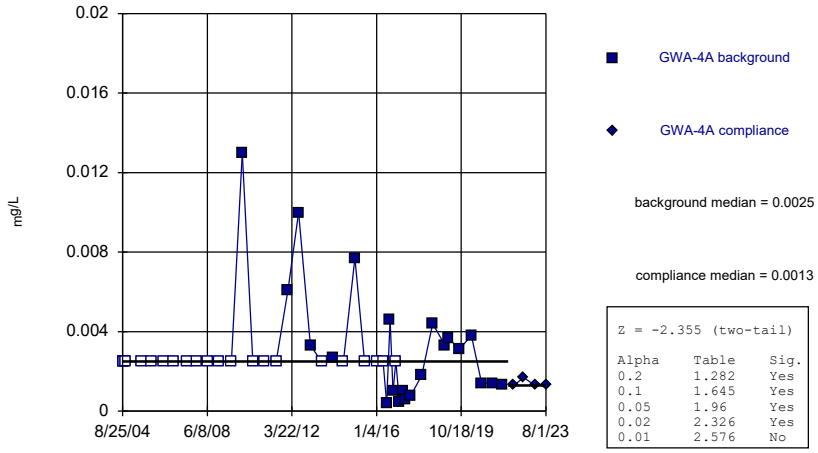

Z = -2.355 (two-tail)

Alpha	Table	Sig.
0.2	1.282	Yes
0.1	1.645	Yes
0.05	1.96	Yes
0.02	2.326	Yes
0.01	2.576	No

Constituent: Cobalt Analysis Run 3/6/2024 11:52 AM View: Appendix I Mann-Whitney
Plant McIntosh Data: McIntosh LF4 CCR

Sanitas™ v.10.0.16 . UG
Hollow symbols indicate censored values.

Mann-Whitney (Wilcoxon Rank Sum)

GWA-5 (bg)

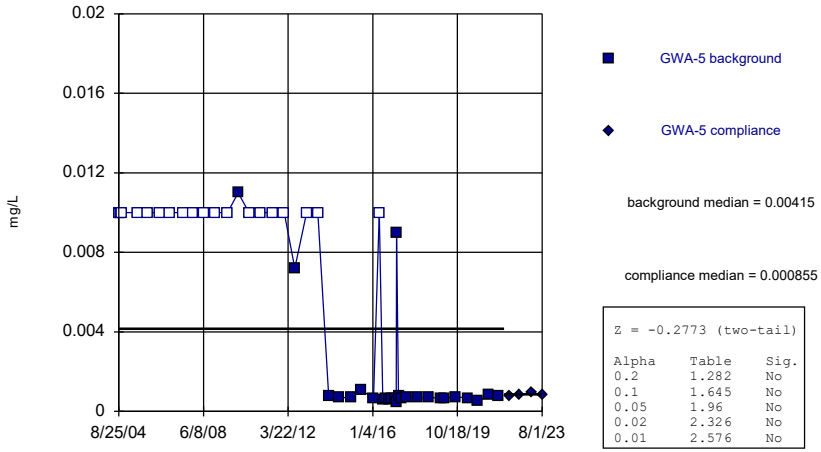

Z = -0.2773 (two-tail)

Alpha	Table	Sig.
0.2	1.282	No
0.1	1.645	No
0.05	1.96	No
0.02	2.326	No
0.01	2.576	No

Constituent: Cobalt Analysis Run 3/6/2024 11:52 AM View: Appendix I Mann-Whitney
Plant McIntosh Data: McIntosh LF4 CCR

Sanitas™ v.10.0.16 . UG
Hollow symbols indicate censored values.

Mann-Whitney (Wilcoxon Rank Sum)

GWC-1

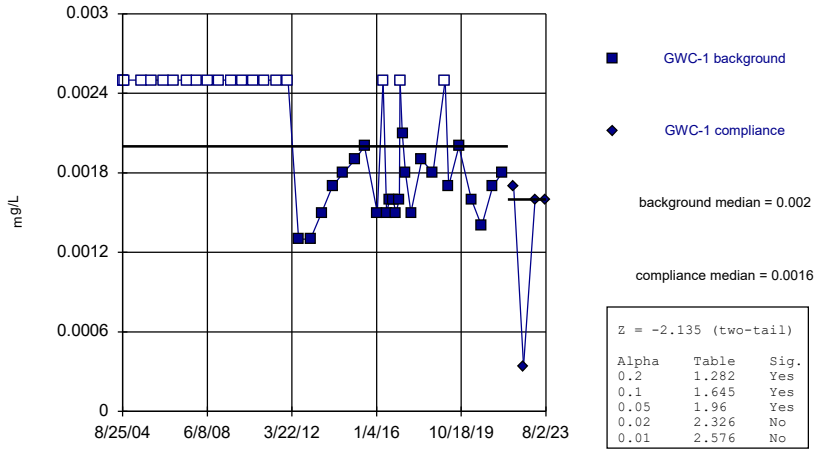

Z = -2.135 (two-tail)

Alpha	Table	Sig.
0.2	1.282	Yes
0.1	1.645	Yes
0.05	1.96	Yes
0.02	2.326	No
0.01	2.576	No

Constituent: Cobalt Analysis Run 3/6/2024 11:52 AM View: Appendix I Mann-Whitney
Plant McIntosh Data: McIntosh LF4 CCR

Sanitas™ v.10.0.16 . UG
Hollow symbols indicate censored values.

Mann-Whitney (Wilcoxon Rank Sum)

GWC-10

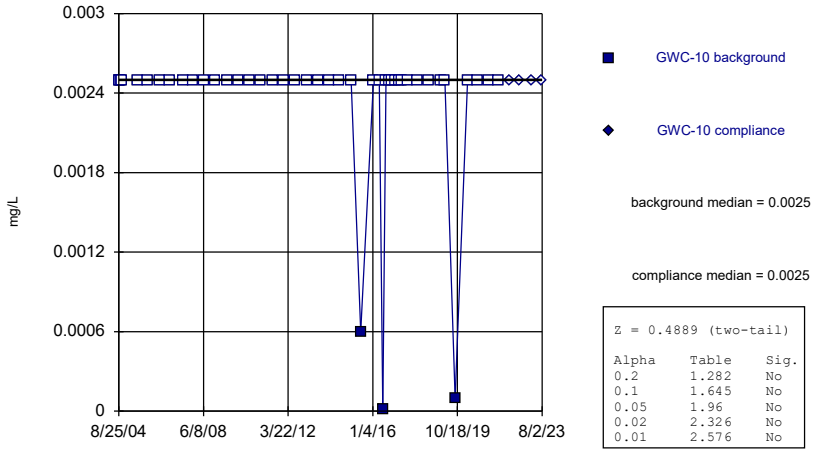

Z = 0.4889 (two-tail)

Alpha	Table	Sig.
0.2	1.282	No
0.1	1.645	No
0.05	1.96	No
0.02	2.326	No
0.01	2.576	No

Constituent: Cobalt Analysis Run 3/6/2024 11:52 AM View: Appendix I Mann-Whitney
Plant McIntosh Data: McIntosh LF4 CCR

Sanitas™ v.10.0.16 . UG
Hollow symbols indicate censored values.

Mann-Whitney (Wilcoxon Rank Sum)

GWC-11

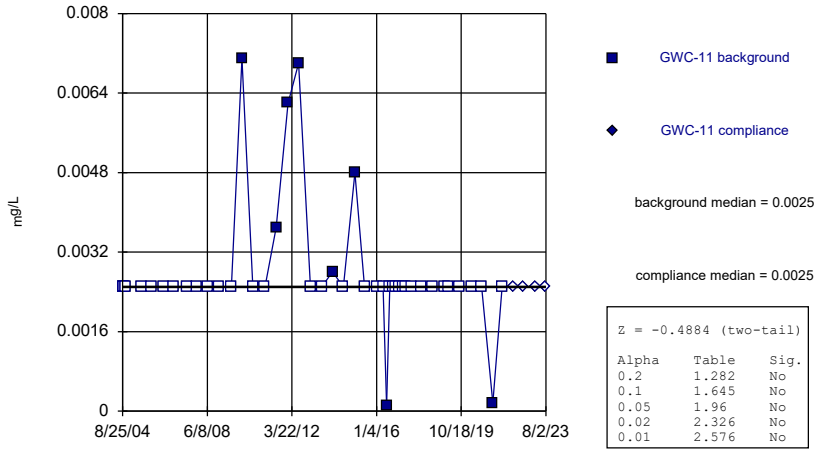

Z = -0.4884 (two-tail)

Alpha	Table	Sig.
0.2	1.282	No
0.1	1.645	No
0.05	1.96	No
0.02	2.326	No
0.01	2.576	No

Constituent: Cobalt Analysis Run 3/6/2024 11:52 AM View: Appendix I Mann-Whitney
Plant McIntosh Data: McIntosh LF4 CCR

Sanitas™ v.10.0.16 . UG
Hollow symbols indicate censored values.

Mann-Whitney (Wilcoxon Rank Sum)

GWC-12

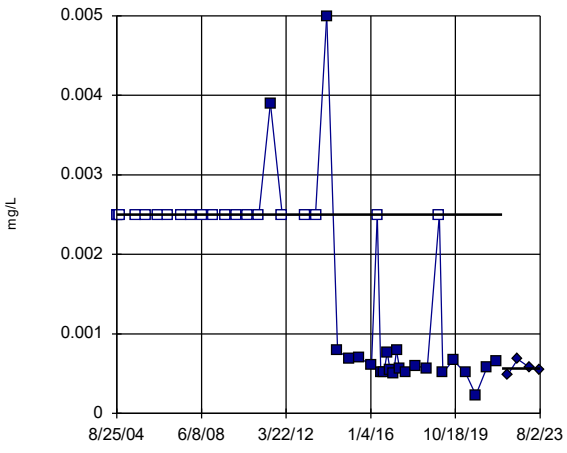

GWC-12 background

GWC-12 compliance

background median = 0.0025

compliance median = 0.000565

Z = -2.098 (two-tail)

Alpha	Table	Sig.
0.2	1.282	Yes
0.1	1.645	Yes
0.05	1.96	Yes
0.02	2.326	No
0.01	2.576	No

Constituent: Cobalt Analysis Run 3/6/2024 11:52 AM View: Appendix I Mann-Whitney
Plant McIntosh Data: McIntosh LF4 CCR

Sanitas™ v.10.0.16 . UG
Hollow symbols indicate censored values.

Mann-Whitney (Wilcoxon Rank Sum)

GWC-17 (bg)

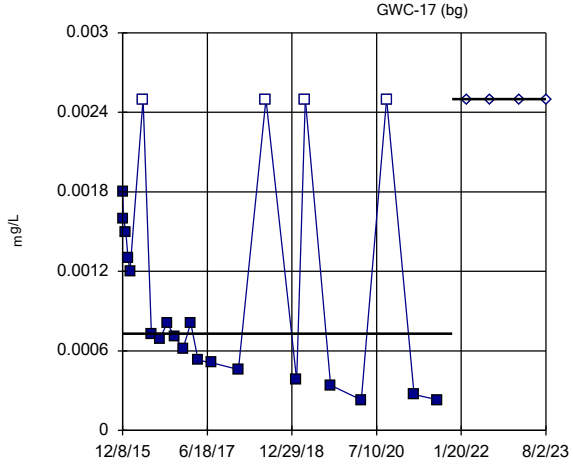

GWC-17 background

GWC-17 compliance

background median = 0.00073

compliance median = 0.0025

Z = 2.594 (two-tail)

Alpha	Table	Sig.
0.2	1.282	Yes
0.1	1.645	Yes
0.05	1.96	Yes
0.02	2.326	Yes
0.01	2.576	Yes

Constituent: Cobalt Analysis Run 3/6/2024 11:52 AM View: Appendix I Mann-Whitney
Plant McIntosh Data: McIntosh LF4 CCR

Sanitas™ v.10.0.16 . UG
Hollow symbols indicate censored values.

Mann-Whitney (Wilcoxon Rank Sum)

GWC-18 (bg)

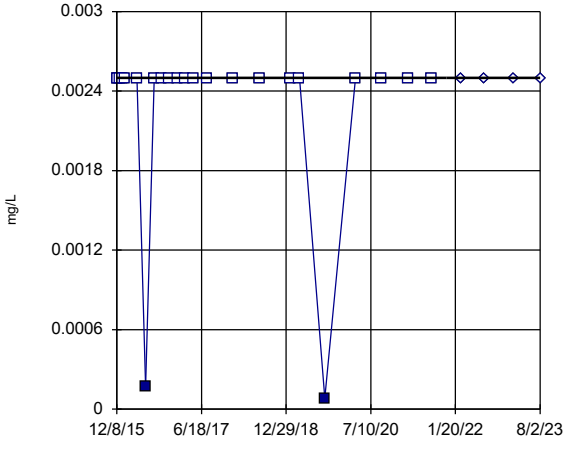

GWC-18 background

GWC-18 compliance

background median = 0.0025

compliance median = 0.0025

Z = 0.5259 (two-tail)

Alpha	Table	Sig.
0.2	1.282	No
0.1	1.645	No
0.05	1.96	No
0.02	2.326	No
0.01	2.576	No

Constituent: Cobalt Analysis Run 3/6/2024 11:52 AM View: Appendix I Mann-Whitney
Plant McIntosh Data: McIntosh LF4 CCR

Sanitas™ v.10.0.16 . UG
Hollow symbols indicate censored values.

Mann-Whitney (Wilcoxon Rank Sum)

GWC-19

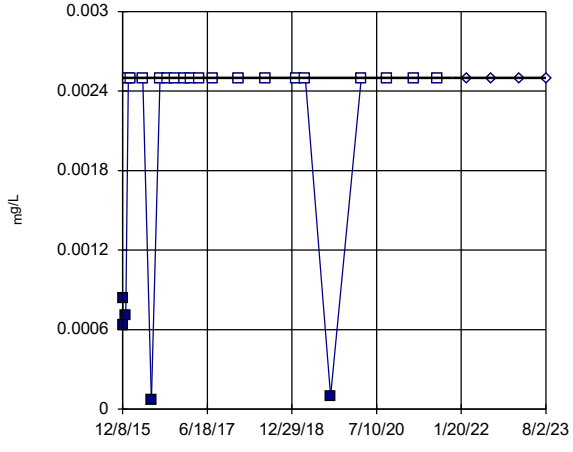

GWC-19 background

GWC-19 compliance

background median = 0.0025

compliance median = 0.0025

Z = 0.9566 (two-tail)

Alpha	Table	Sig.
0.2	1.282	No
0.1	1.645	No
0.05	1.96	No
0.02	2.326	No
0.01	2.576	No

Constituent: Cobalt Analysis Run 3/6/2024 11:52 AM View: Appendix I Mann-Whitney
Plant McIntosh Data: McIntosh LF4 CCR

Sanitas™ v.10.0.16 . UG

Mann-Whitney (Wilcoxon Rank Sum)

GWC-20

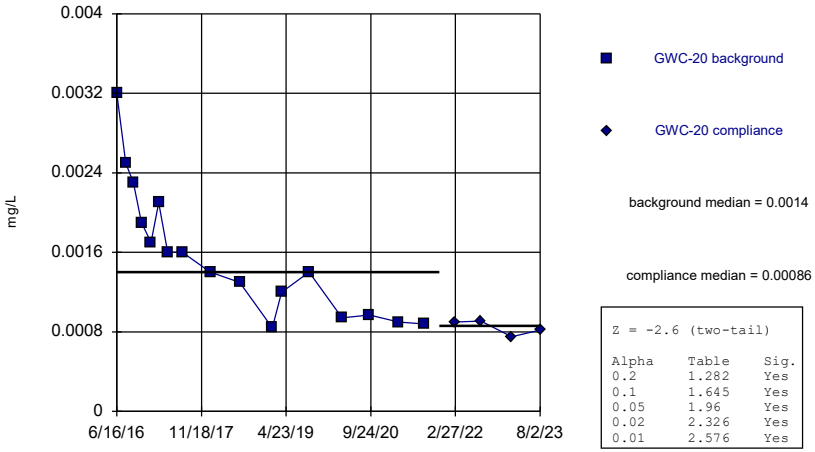

Constituent: Cobalt Analysis Run 3/6/2024 11:52 AM View: Appendix I Mann-Whitney
Plant McIntosh Data: McIntosh LF4 CCR

Sanitas™ v.10.0.16 . UG
Hollow symbols indicate censored values.

Mann-Whitney (Wilcoxon Rank Sum)

GWC-21

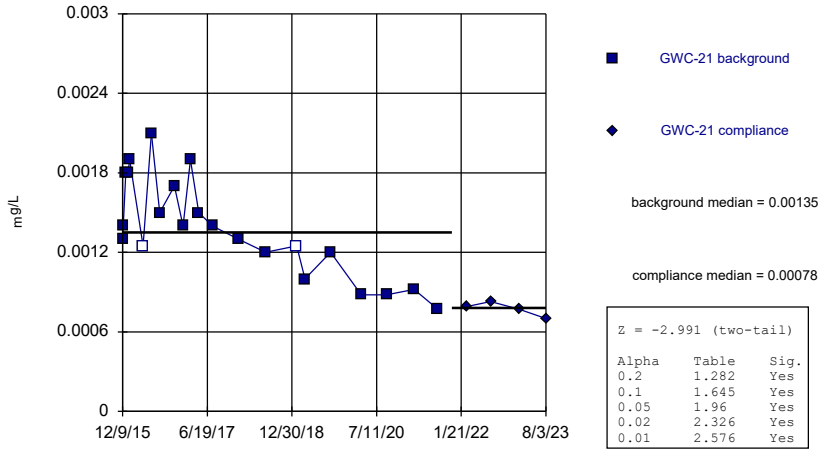

Constituent: Cobalt Analysis Run 3/6/2024 11:52 AM View: Appendix I Mann-Whitney
Plant McIntosh Data: McIntosh LF4 CCR

Sanitas™ v.10.0.16 . UG

Mann-Whitney (Wilcoxon Rank Sum)

GWC-23

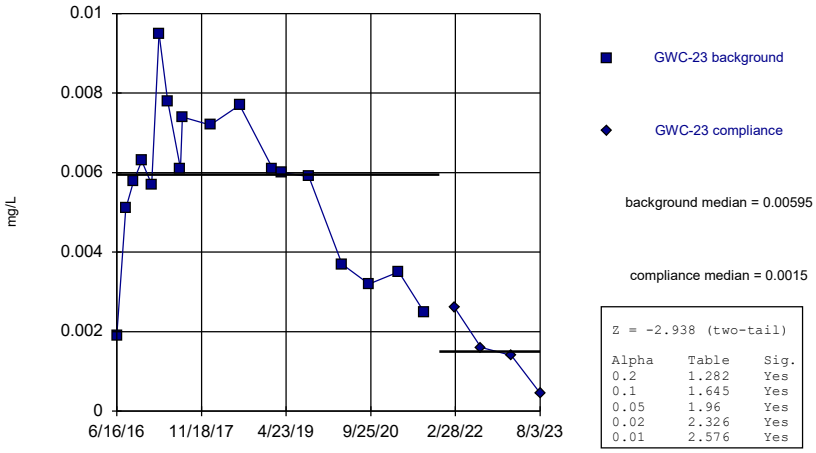

Constituent: Cobalt Analysis Run 3/6/2024 11:52 AM View: Appendix I Mann-Whitney
Plant McIntosh Data: McIntosh LF4 CCR

Sanitas™ v.10.0.16 . UG
Hollow symbols indicate censored values.

Mann-Whitney (Wilcoxon Rank Sum)

GWC-9

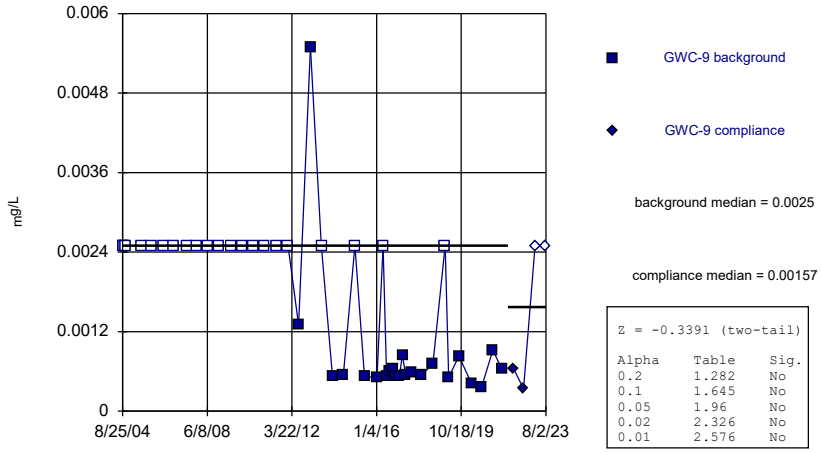

Constituent: Cobalt Analysis Run 3/6/2024 11:52 AM View: Appendix I Mann-Whitney
Plant McIntosh Data: McIntosh LF4 CCR

Sanitas™ v.10.0.16 . UG
Hollow symbols indicate censored values.

Mann-Whitney (Wilcoxon Rank Sum)

GWA-13 (bg)

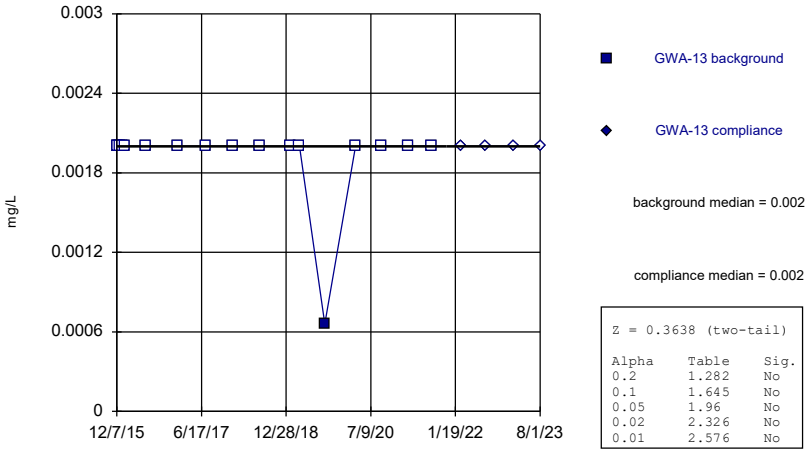

Z = 0.3638 (two-tail)

Alpha	Table	Sig.
0.2	1.282	No
0.1	1.645	No
0.05	1.96	No
0.02	2.326	No
0.01	2.576	No

Constituent: Copper Analysis Run 3/6/2024 11:52 AM View: Appendix I Mann-Whitney
Plant McIntosh Data: McIntosh LF4 CCR

Sanitas™ v.10.0.16 . UG
Hollow symbols indicate censored values.

Mann-Whitney (Wilcoxon Rank Sum)

GWA-14 (bg)

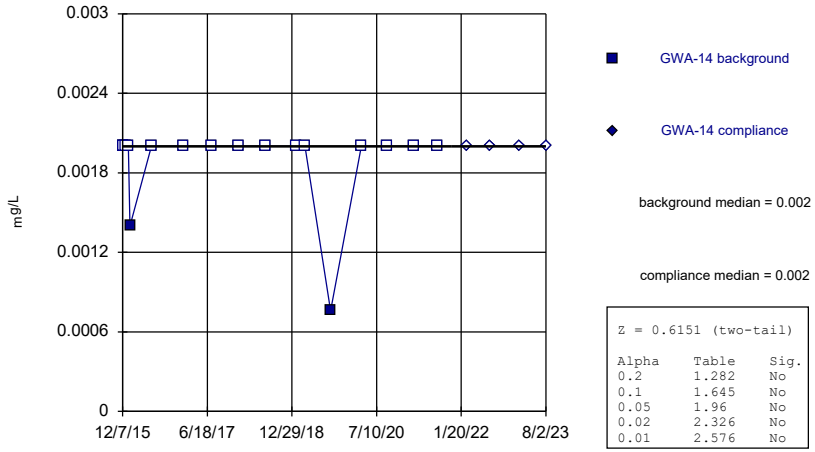

Z = 0.6151 (two-tail)

Alpha	Table	Sig.
0.2	1.282	No
0.1	1.645	No
0.05	1.96	No
0.02	2.326	No
0.01	2.576	No

Constituent: Copper Analysis Run 3/6/2024 11:52 AM View: Appendix I Mann-Whitney
Plant McIntosh Data: McIntosh LF4 CCR

Sanitas™ v.10.0.16 . UG
Hollow symbols indicate censored values.

Mann-Whitney (Wilcoxon Rank Sum)

GWA-15 (bg)

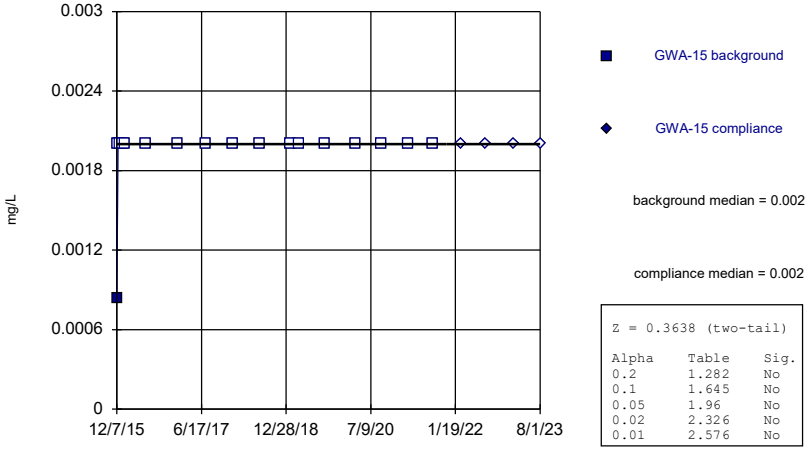

Z = 0.3638 (two-tail)

Alpha	Table	Sig.
0.2	1.282	No
0.1	1.645	No
0.05	1.96	No
0.02	2.326	No
0.01	2.576	No

Constituent: Copper Analysis Run 3/6/2024 11:52 AM View: Appendix I Mann-Whitney
Plant McIntosh Data: McIntosh LF4 CCR

Sanitas™ v.10.0.16 . UG
Hollow symbols indicate censored values.

Mann-Whitney (Wilcoxon Rank Sum)

GWA-16 (bg)

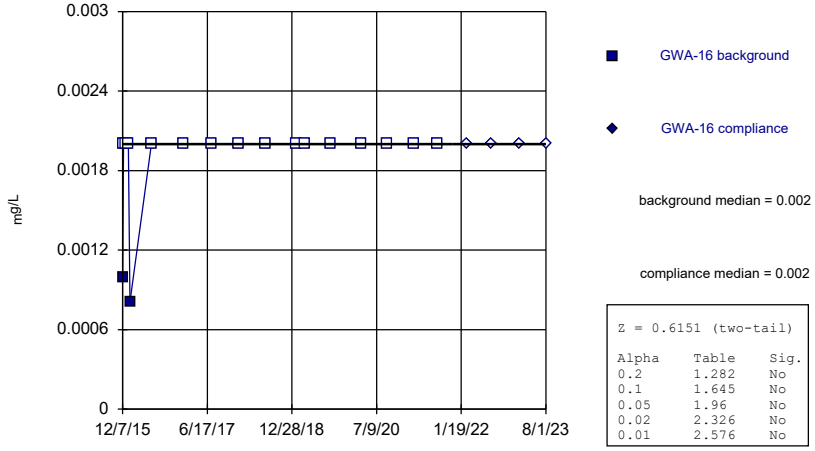

Z = 0.6151 (two-tail)

Alpha	Table	Sig.
0.2	1.282	No
0.1	1.645	No
0.05	1.96	No
0.02	2.326	No
0.01	2.576	No

Constituent: Copper Analysis Run 3/6/2024 11:52 AM View: Appendix I Mann-Whitney
Plant McIntosh Data: McIntosh LF4 CCR

Sanitas™ v.10.0.16 . UG
Hollow symbols indicate censored values.

Mann-Whitney (Wilcoxon Rank Sum)

GWA-2 (bg)

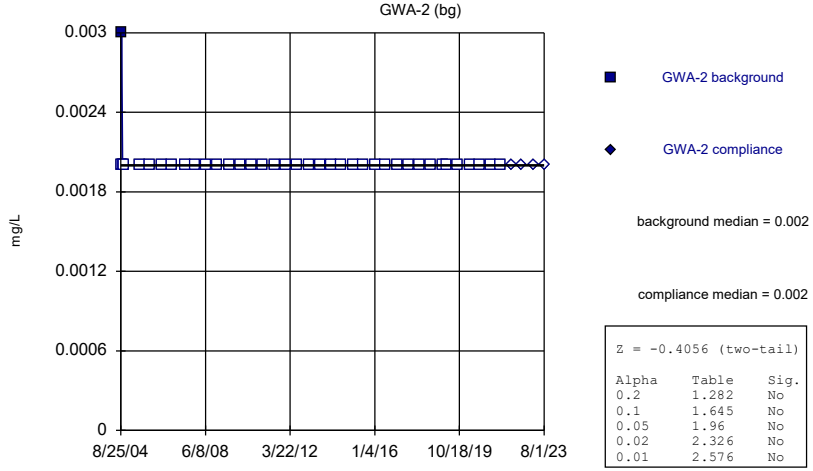

Z = -0.4056 (two-tail)

Alpha	Table	Sig.
0.2	1.282	No
0.1	1.645	No
0.05	1.96	No
0.02	2.326	No
0.01	2.576	No

Constituent: Copper Analysis Run 3/6/2024 11:52 AM View: Appendix I Mann-Whitney
Plant McIntosh Data: McIntosh LF4 CCR

Sanitas™ v.10.0.16 . UG
Hollow symbols indicate censored values.

Mann-Whitney (Wilcoxon Rank Sum)

GWA-3 (bg)

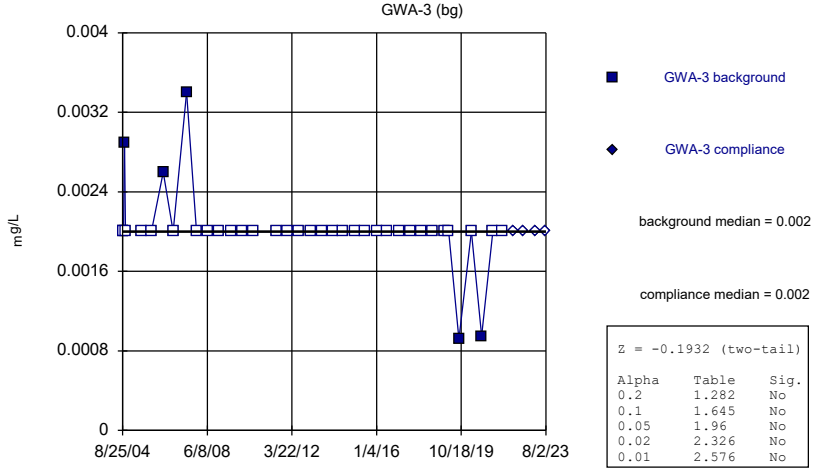

Z = -0.1932 (two-tail)

Alpha	Table	Sig.
0.2	1.282	No
0.1	1.645	No
0.05	1.96	No
0.02	2.326	No
0.01	2.576	No

Constituent: Copper Analysis Run 3/6/2024 11:52 AM View: Appendix I Mann-Whitney
Plant McIntosh Data: McIntosh LF4 CCR

Sanitas™ v.10.0.16 . UG
Hollow symbols indicate censored values.

Mann-Whitney (Wilcoxon Rank Sum)

GWA-4A (bg)

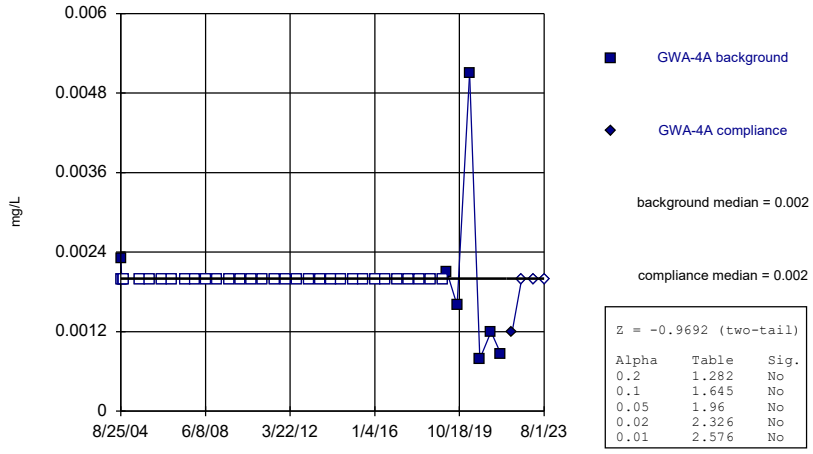

Z = -0.9692 (two-tail)

Alpha	Table	Sig.
0.2	1.282	No
0.1	1.645	No
0.05	1.96	No
0.02	2.326	No
0.01	2.576	No

Constituent: Copper Analysis Run 3/6/2024 11:52 AM View: Appendix I Mann-Whitney
Plant McIntosh Data: McIntosh LF4 CCR

Sanitas™ v.10.0.16 . UG
Hollow symbols indicate censored values.

Mann-Whitney (Wilcoxon Rank Sum)

GWA-5 (bg)

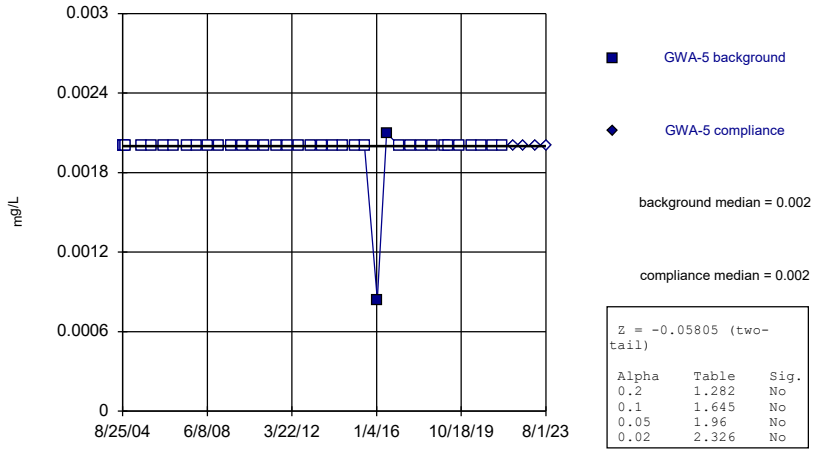

Z = -0.05805 (two-tail)

Alpha	Table	Sig.
0.2	1.282	No
0.1	1.645	No
0.05	1.96	No
0.02	2.326	No

Constituent: Copper Analysis Run 3/6/2024 11:52 AM View: Appendix I Mann-Whitney
Plant McIntosh Data: McIntosh LF4 CCR

Sanitas™ v.10.0.16 . UG
Hollow symbols indicate censored values.

Mann-Whitney (Wilcoxon Rank Sum)

GWC-1

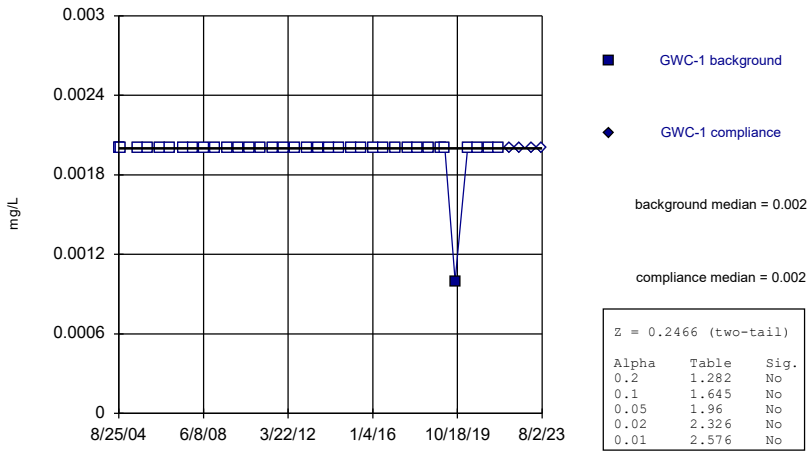

Z = 0.2466 (two-tail)

Alpha	Table	Sig.
0.2	1.282	No
0.1	1.645	No
0.05	1.96	No
0.02	2.326	No
0.01	2.576	No

Constituent: Copper Analysis Run 3/6/2024 11:53 AM View: Appendix I Mann-Whitney
Plant McIntosh Data: McIntosh LF4 CCR

Sanitas™ v.10.0.16 . UG
Hollow symbols indicate censored values.

Mann-Whitney (Wilcoxon Rank Sum)

GWC-11

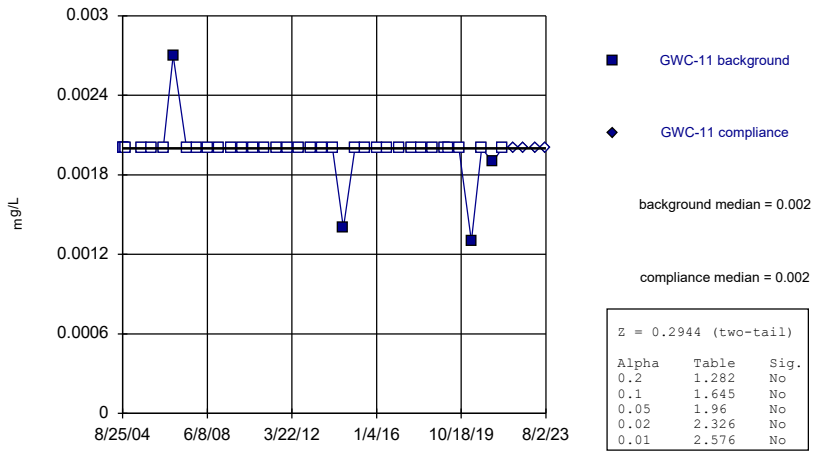

Z = 0.2944 (two-tail)

Alpha	Table	Sig.
0.2	1.282	No
0.1	1.645	No
0.05	1.96	No
0.02	2.326	No
0.01	2.576	No

Constituent: Copper Analysis Run 3/6/2024 11:53 AM View: Appendix I Mann-Whitney
Plant McIntosh Data: McIntosh LF4 CCR

Sanitas™ v.10.0.16 . UG
Hollow symbols indicate censored values.

Mann-Whitney (Wilcoxon Rank Sum)

GWC-12

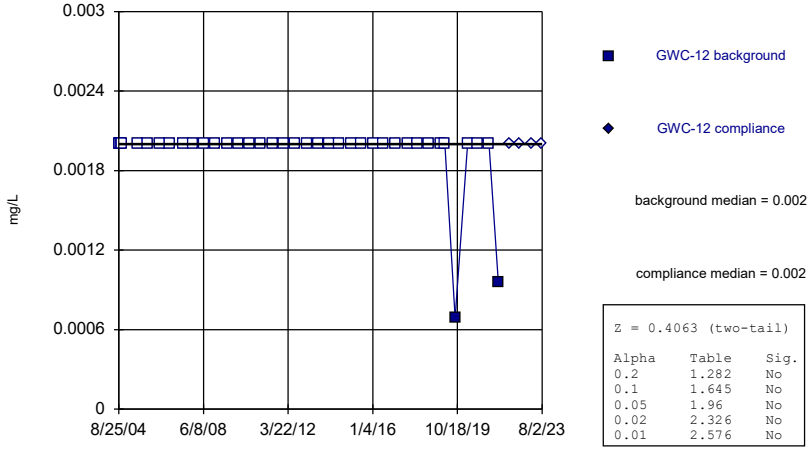

Z = 0.4063 (two-tail)

Alpha	Table	Sig.
0.2	1.282	No
0.1	1.645	No
0.05	1.96	No
0.02	2.326	No
0.01	2.576	No

Constituent: Copper Analysis Run 3/6/2024 11:53 AM View: Appendix I Mann-Whitney
Plant McIntosh Data: McIntosh LF4 CCR

Sanitas™ v.10.0.16 . UG
Hollow symbols indicate censored values.

Mann-Whitney (Wilcoxon Rank Sum)

GWC-17 (bg)

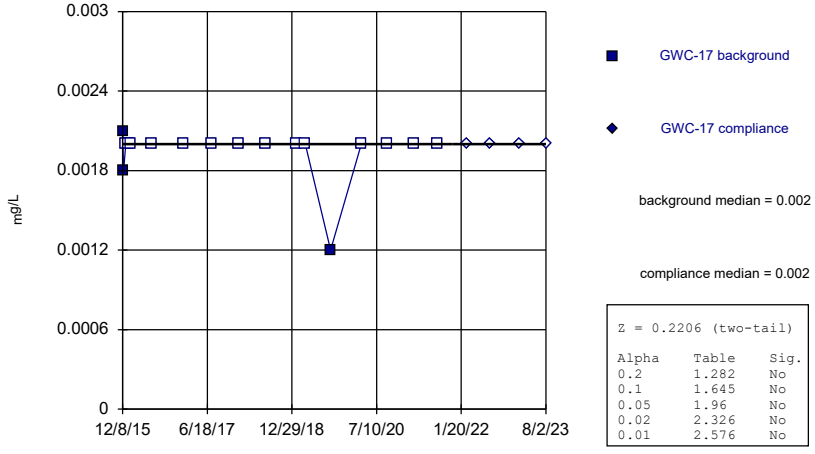

Z = 0.2206 (two-tail)

Alpha	Table	Sig.
0.2	1.282	No
0.1	1.645	No
0.05	1.96	No
0.02	2.326	No
0.01	2.576	No

Constituent: Copper Analysis Run 3/6/2024 11:53 AM View: Appendix I Mann-Whitney
Plant McIntosh Data: McIntosh LF4 CCR

Sanitas™ v.10.0.16 . UG
Hollow symbols indicate censored values.

Mann-Whitney (Wilcoxon Rank Sum)

GWC-18 (bg)

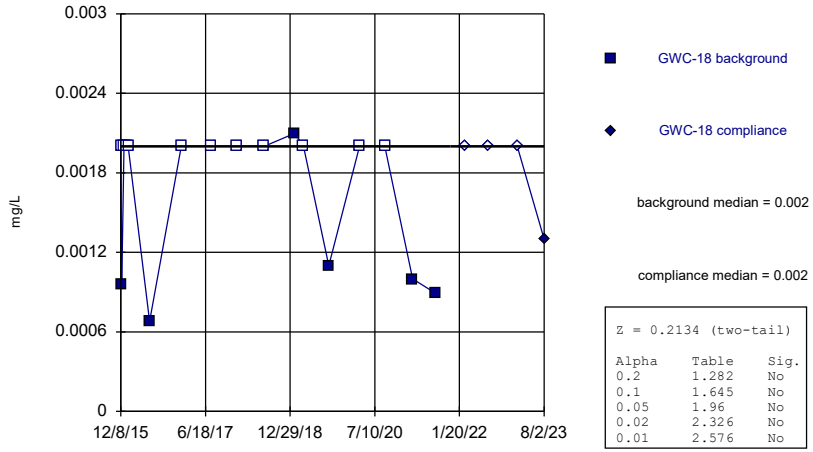

Z = 0.2134 (two-tail)

Alpha	Table	Sig.
0.2	1.282	No
0.1	1.645	No
0.05	1.96	No
0.02	2.326	No
0.01	2.576	No

Constituent: Copper Analysis Run 3/6/2024 11:53 AM View: Appendix I Mann-Whitney
Plant McIntosh Data: McIntosh LF4 CCR

Sanitas™ v.10.0.16 . UG
Hollow symbols indicate censored values.

Mann-Whitney (Wilcoxon Rank Sum)

GWC-19

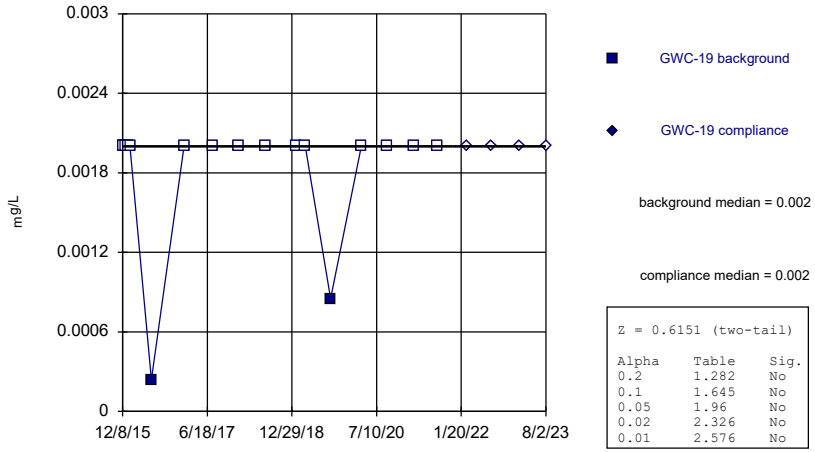

Z = 0.6151 (two-tail)

Alpha	Table	Sig.
0.2	1.282	No
0.1	1.645	No
0.05	1.96	No
0.02	2.326	No
0.01	2.576	No

Constituent: Copper Analysis Run 3/6/2024 11:53 AM View: Appendix I Mann-Whitney
Plant McIntosh Data: McIntosh LF4 CCR

Sanitas™ v.10.0.16 . UG
Hollow symbols indicate censored values.

Mann-Whitney (Wilcoxon Rank Sum)

GWC-20

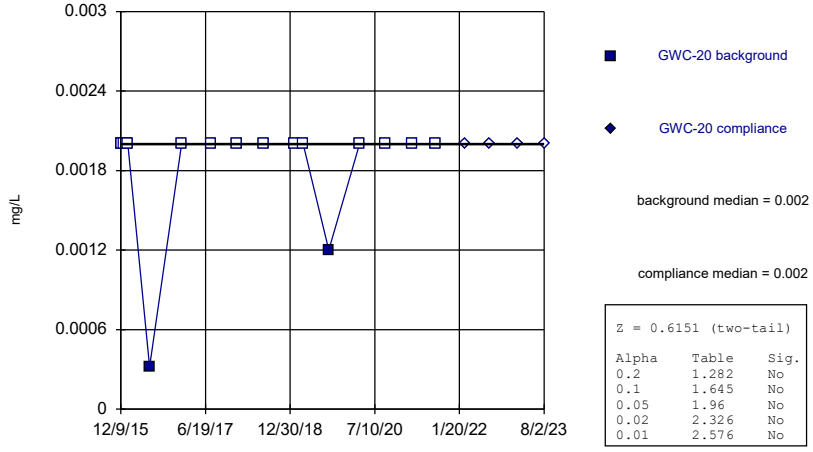

Z = 0.6151 (two-tail)

Alpha	Table	Sig.
0.2	1.282	No
0.1	1.645	No
0.05	1.96	No
0.02	2.326	No
0.01	2.576	No

Constituent: Copper Analysis Run 3/6/2024 11:53 AM View: Appendix I Mann-Whitney
Plant McIntosh Data: McIntosh LF4 CCR

Sanitas™ v.10.0.16 . UG
Hollow symbols indicate censored values.

Mann-Whitney (Wilcoxon Rank Sum)

GWC-21

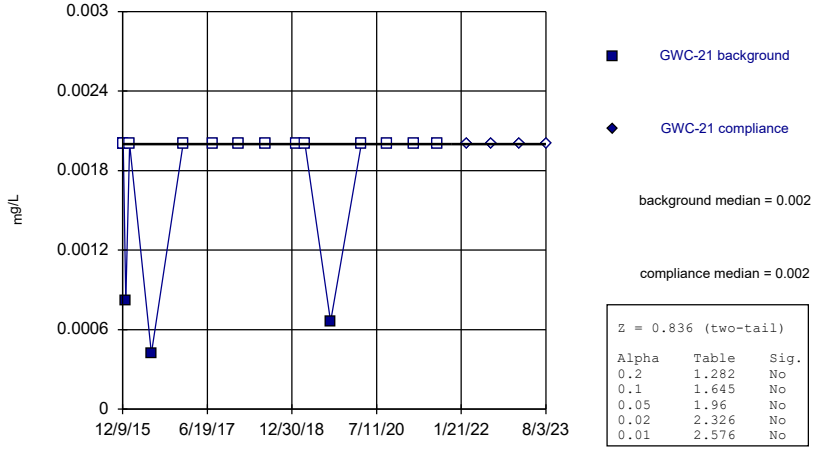

Z = 0.836 (two-tail)

Alpha	Table	Sig.
0.2	1.282	No
0.1	1.645	No
0.05	1.96	No
0.02	2.326	No
0.01	2.576	No

Constituent: Copper Analysis Run 3/6/2024 11:53 AM View: Appendix I Mann-Whitney
Plant McIntosh Data: McIntosh LF4 CCR

Sanitas™ v.10.0.16 . UG
Hollow symbols indicate censored values.

Mann-Whitney (Wilcoxon Rank Sum)

GWC-23

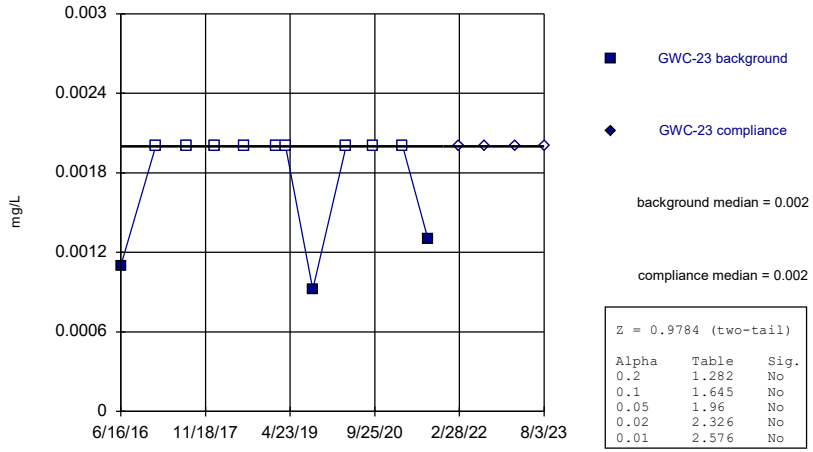

Z = 0.9784 (two-tail)

Alpha	Table	Sig.
0.2	1.282	No
0.1	1.645	No
0.05	1.96	No
0.02	2.326	No
0.01	2.576	No

Constituent: Copper Analysis Run 3/6/2024 11:53 AM View: Appendix I Mann-Whitney
Plant McIntosh Data: McIntosh LF4 CCR

Sanitas™ v.10.0.16 . UG
Hollow symbols indicate censored values.

Mann-Whitney (Wilcoxon Rank Sum)

GWC-9

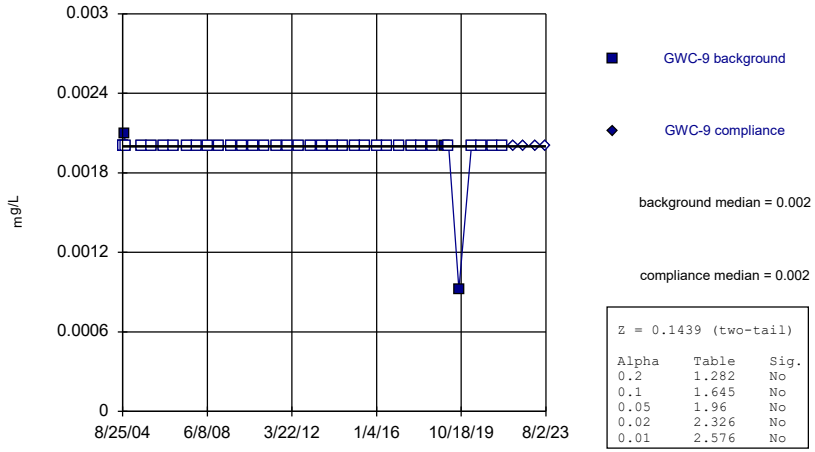

Z = 0.1439 (two-tail)

Alpha	Table	Sig.
0.2	1.282	No
0.1	1.645	No
0.05	1.96	No
0.02	2.326	No
0.01	2.576	No

Constituent: Copper Analysis Run 3/6/2024 11:53 AM View: Appendix I Mann-Whitney
Plant McIntosh Data: McIntosh LF4 CCR

Sanitas™ v.10.0.16 . UG
Hollow symbols indicate censored values.

Mann-Whitney (Wilcoxon Rank Sum)

GWA-13 (bg)

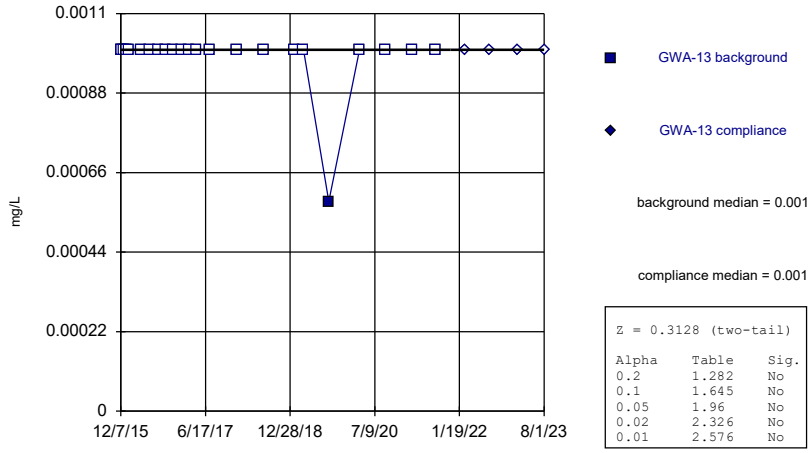

Z = 0.3128 (two-tail)

Alpha	Table	Sig.
0.2	1.282	No
0.1	1.645	No
0.05	1.96	No
0.02	2.326	No
0.01	2.576	No

Constituent: Lead Analysis Run 3/6/2024 11:53 AM View: Appendix I Mann-Whitney
Plant McIntosh Data: McIntosh LF4 CCR

Sanitas™ v.10.0.16 . UG
Hollow symbols indicate censored values.

Mann-Whitney (Wilcoxon Rank Sum)

GWA-14 (bg)

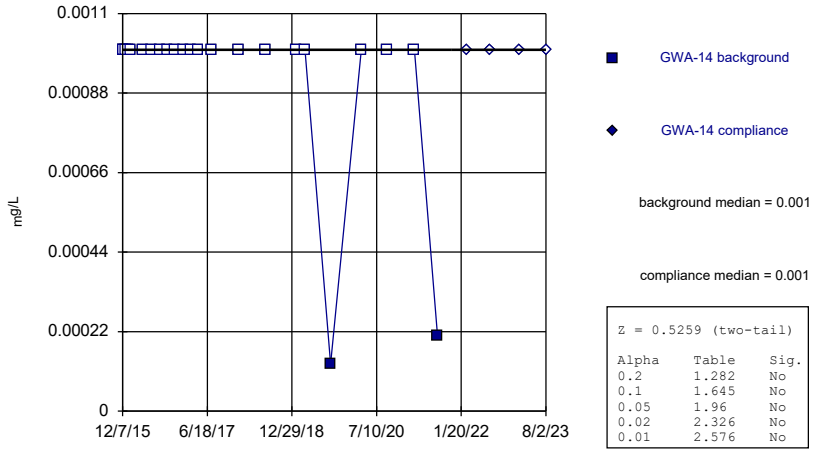

Z = 0.5259 (two-tail)

Alpha	Table	Sig.
0.2	1.282	No
0.1	1.645	No
0.05	1.96	No
0.02	2.326	No
0.01	2.576	No

Constituent: Lead Analysis Run 3/6/2024 11:53 AM View: Appendix I Mann-Whitney
Plant McIntosh Data: McIntosh LF4 CCR

Sanitas™ v.10.0.16 . UG
Hollow symbols indicate censored values.

Mann-Whitney (Wilcoxon Rank Sum)

GWA-16 (bg)

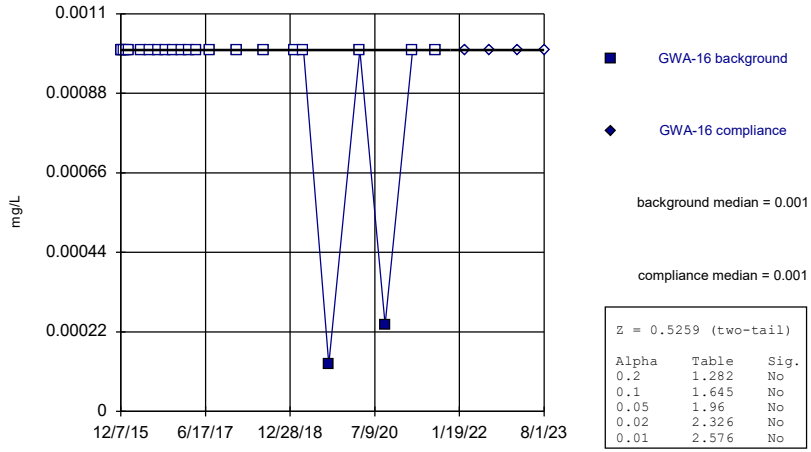

Z = 0.5259 (two-tail)

Alpha	Table	Sig.
0.2	1.282	No
0.1	1.645	No
0.05	1.96	No
0.02	2.326	No
0.01	2.576	No

Constituent: Lead Analysis Run 3/6/2024 11:53 AM View: Appendix I Mann-Whitney
Plant McIntosh Data: McIntosh LF4 CCR

Sanitas™ v.10.0.16 . UG
Hollow symbols indicate censored values.

Mann-Whitney (Wilcoxon Rank Sum)

GWA-2 (bg)

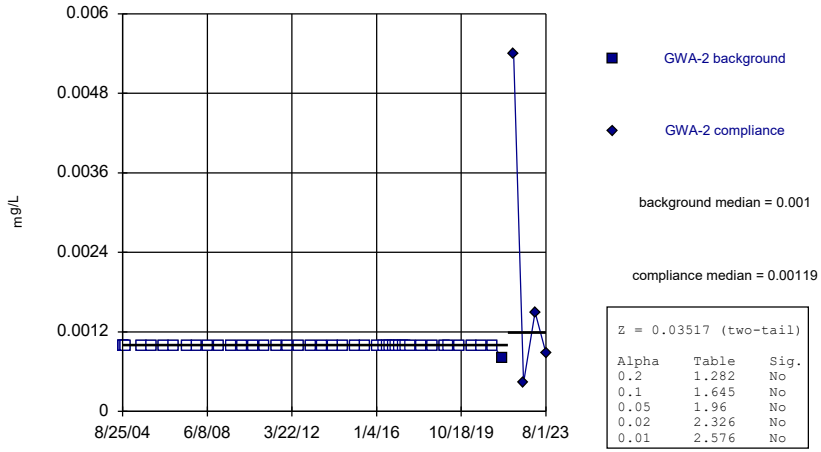

Z = 0.03517 (two-tail)

Alpha	Table	Sig.
0.2	1.282	No
0.1	1.645	No
0.05	1.96	No
0.02	2.326	No
0.01	2.576	No

Constituent: Lead Analysis Run 3/6/2024 11:53 AM View: Appendix I Mann-Whitney
Plant McIntosh Data: McIntosh LF4 CCR

Sanitas™ v.10.0.16 . UG
Hollow symbols indicate censored values.

Mann-Whitney (Wilcoxon Rank Sum)

GWA-3 (bg)

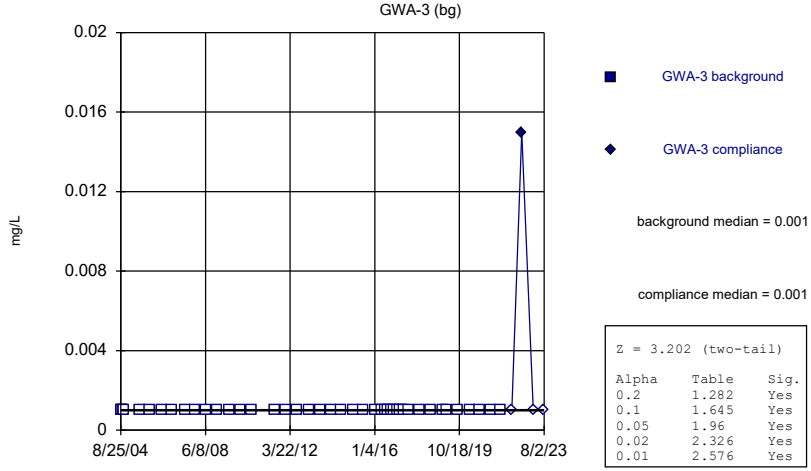

Z = 3.202 (two-tail)

Alpha	Table	Sig.
0.2	1.282	Yes
0.1	1.645	Yes
0.05	1.96	Yes
0.02	2.326	Yes
0.01	2.576	Yes

Constituent: Lead Analysis Run 3/6/2024 11:53 AM View: Appendix I Mann-Whitney
Plant McIntosh Data: McIntosh LF4 CCR

Sanitas™ v.10.0.16 . UG
Hollow symbols indicate censored values.

Mann-Whitney (Wilcoxon Rank Sum)

GWA-4A (bg)

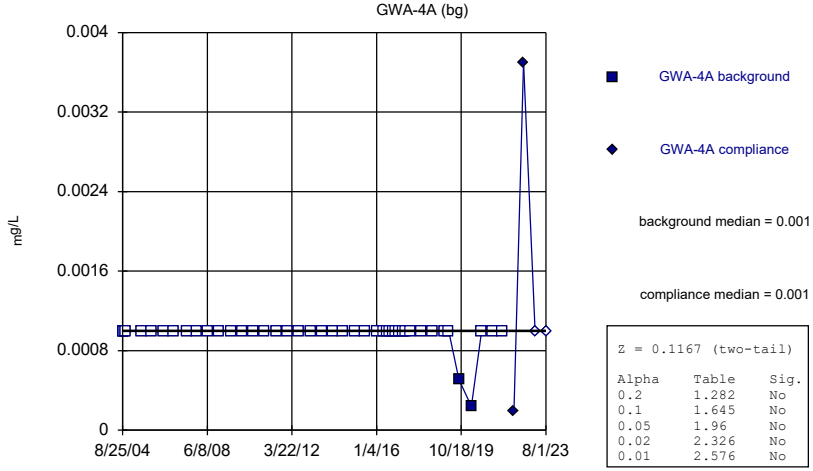

Z = 0.1167 (two-tail)

Alpha	Table	Sig.
0.2	1.282	No
0.1	1.645	No
0.05	1.96	No
0.02	2.326	No
0.01	2.576	No

Constituent: Lead Analysis Run 3/6/2024 11:53 AM View: Appendix I Mann-Whitney
Plant McIntosh Data: McIntosh LF4 CCR

Sanitas™ v.10.0.16 . UG
Hollow symbols indicate censored values.

Mann-Whitney (Wilcoxon Rank Sum)

GWA-5 (bg)

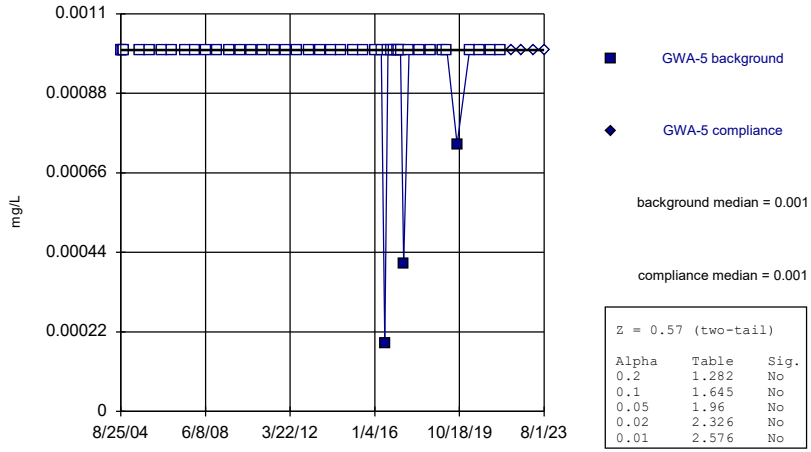

Z = 0.57 (two-tail)

Alpha	Table	Sig.
0.2	1.282	No
0.1	1.645	No
0.05	1.96	No
0.02	2.326	No
0.01	2.576	No

Constituent: Lead Analysis Run 3/6/2024 11:53 AM View: Appendix I Mann-Whitney
Plant McIntosh Data: McIntosh LF4 CCR

Sanitas™ v.10.0.16 . UG
Hollow symbols indicate censored values.

Mann-Whitney (Wilcoxon Rank Sum)

GWC-11

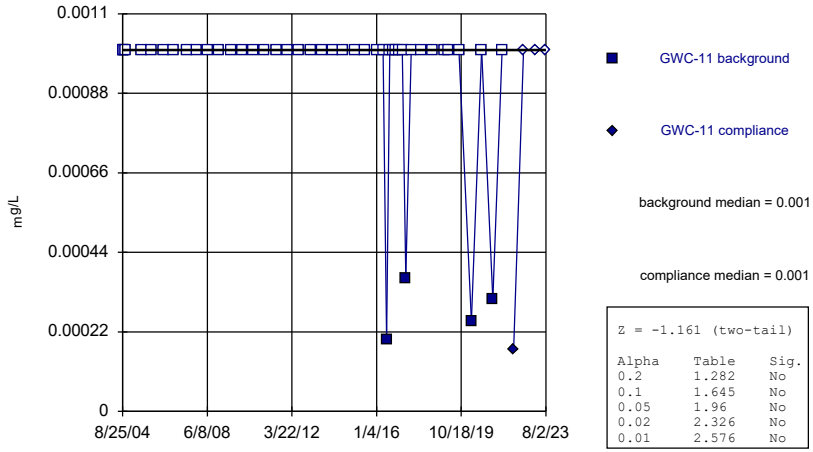

Z = -1.161 (two-tail)

Alpha	Table	Sig.
0.2	1.282	No
0.1	1.645	No
0.05	1.96	No
0.02	2.326	No
0.01	2.576	No

Constituent: Lead Analysis Run 3/6/2024 11:53 AM View: Appendix I Mann-Whitney
Plant McIntosh Data: McIntosh LF4 CCR

Sanitas™ v.10.0.16 . UG
Hollow symbols indicate censored values.

Mann-Whitney (Wilcoxon Rank Sum)

GWC-18 (bg)

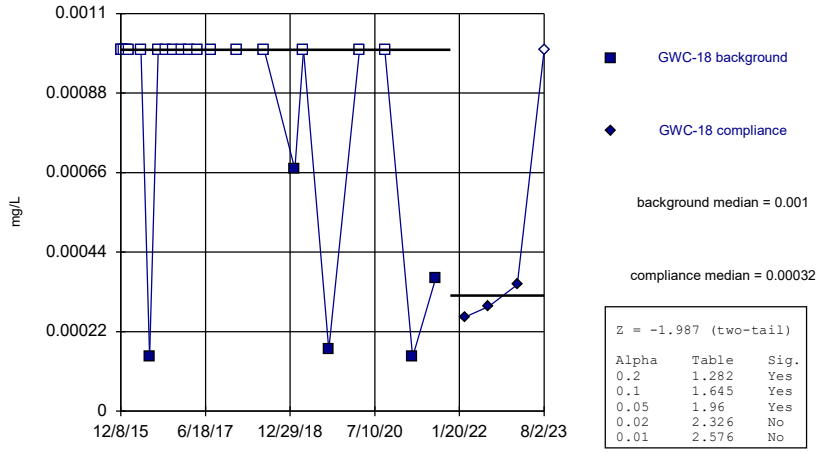

Z = -1.987 (two-tail)

Alpha	Table	Sig.
0.2	1.282	Yes
0.1	1.645	Yes
0.05	1.96	Yes
0.02	2.326	No
0.01	2.576	No

Constituent: Lead Analysis Run 3/6/2024 11:53 AM View: Appendix I Mann-Whitney
Plant McIntosh Data: McIntosh LF4 CCR

Sanitas™ v.10.0.16 . UG
Hollow symbols indicate censored values.

Mann-Whitney (Wilcoxon Rank Sum)

GWC-20

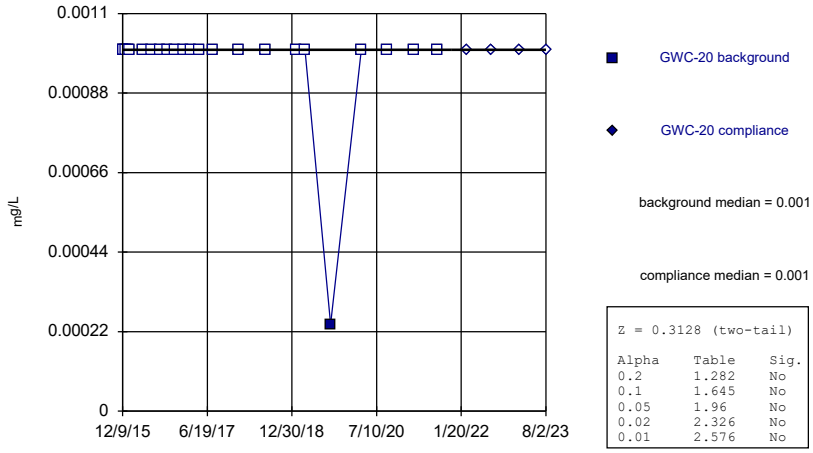

Z = 0.3128 (two-tail)

Alpha	Table	Sig.
0.2	1.282	No
0.1	1.645	No
0.05	1.96	No
0.02	2.326	No
0.01	2.576	No

Constituent: Lead Analysis Run 3/6/2024 11:53 AM View: Appendix I Mann-Whitney
Plant McIntosh Data: McIntosh LF4 CCR

Sanitas™ v.10.0.16 . UG
Hollow symbols indicate censored values.

Mann-Whitney (Wilcoxon Rank Sum)

GWC-21

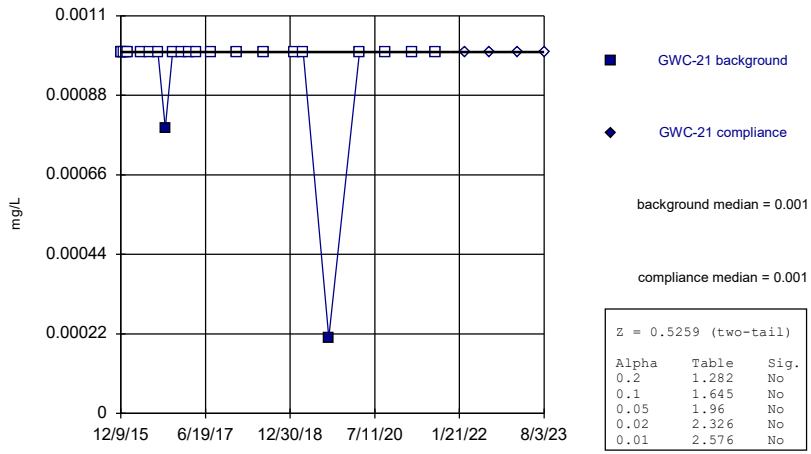

Z = 0.5259 (two-tail)

Alpha	Table	Sig.
0.2	1.282	No
0.1	1.645	No
0.05	1.96	No
0.02	2.326	No
0.01	2.576	No

Constituent: Lead Analysis Run 3/6/2024 11:53 AM View: Appendix I Mann-Whitney
Plant McIntosh Data: McIntosh LF4 CCR

Sanitas™ v.10.0.16 . UG
Hollow symbols indicate censored values.

Mann-Whitney (Wilcoxon Rank Sum)

GWC-23

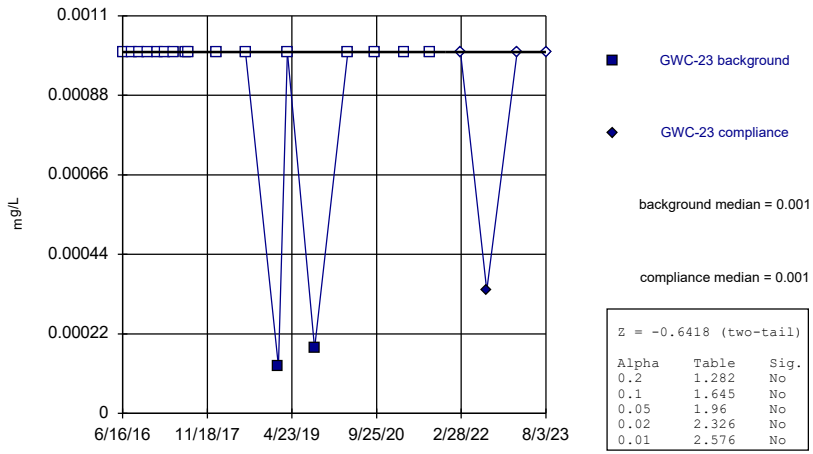

Z = -0.6418 (two-tail)

Alpha	Table	Sig.
0.2	1.282	No
0.1	1.645	No
0.05	1.96	No
0.02	2.326	No
0.01	2.576	No

Constituent: Lead Analysis Run 3/6/2024 11:53 AM View: Appendix I Mann-Whitney
Plant McIntosh Data: McIntosh LF4 CCR

Sanitas™ v.10.0.16 . UG
Hollow symbols indicate censored values.

Mann-Whitney (Wilcoxon Rank Sum)

GWA-13 (bg)

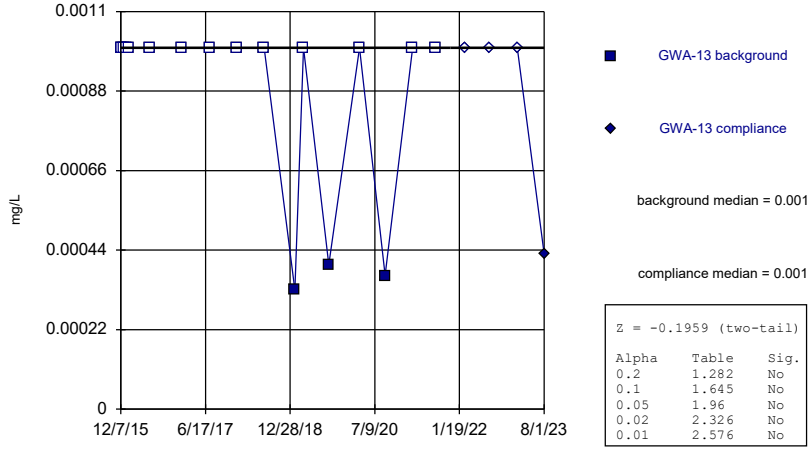

Z = -0.1959 (two-tail)

Alpha	Table	Sig.
0.2	1.282	No
0.1	1.645	No
0.05	1.96	No
0.02	2.326	No
0.01	2.576	No

Constituent: Nickel Analysis Run 3/6/2024 11:53 AM View: Appendix I Mann-Whitney
Plant McIntosh Data: McIntosh LF4 CCR

Sanitas™ v.10.0.16 . UG
Hollow symbols indicate censored values.

Mann-Whitney (Wilcoxon Rank Sum)

GWA-14 (bg)

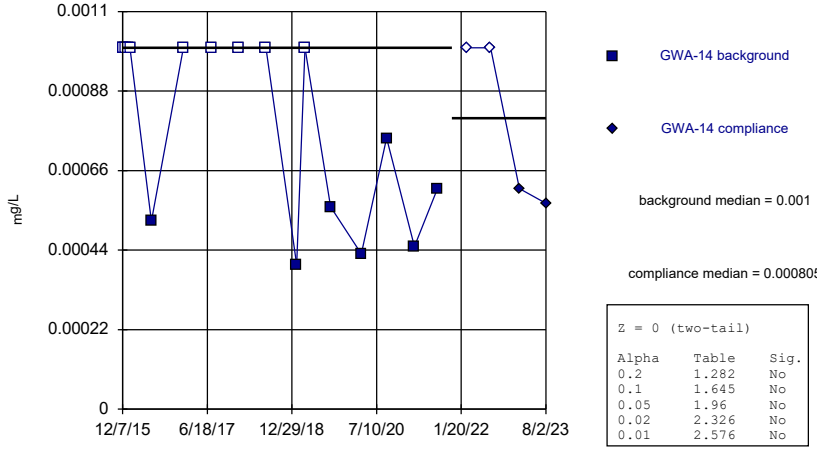

Z = 0 (two-tail)

Alpha	Table	Sig.
0.2	1.282	No
0.1	1.645	No
0.05	1.96	No
0.02	2.326	No
0.01	2.576	No

Constituent: Nickel Analysis Run 3/6/2024 11:53 AM View: Appendix I Mann-Whitney
Plant McIntosh Data: McIntosh LF4 CCR

Sanitas™ v.10.0.16 . UG
Hollow symbols indicate censored values.

Mann-Whitney (Wilcoxon Rank Sum)

GWA-15 (bg)

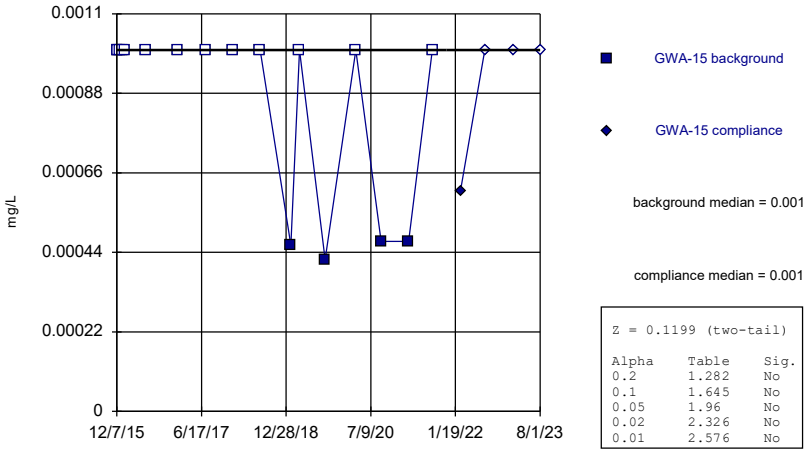

Z = 0.1199 (two-tail)

Alpha	Table	Sig.
0.2	1.282	No
0.1	1.645	No
0.05	1.96	No
0.02	2.326	No
0.01	2.576	No

Constituent: Nickel Analysis Run 3/6/2024 11:53 AM View: Appendix I Mann-Whitney
Plant McIntosh Data: McIntosh LF4 CCR

Sanitas™ v.10.0.16 . UG
Hollow symbols indicate censored values.

Mann-Whitney (Wilcoxon Rank Sum)

GWA-16 (bg)

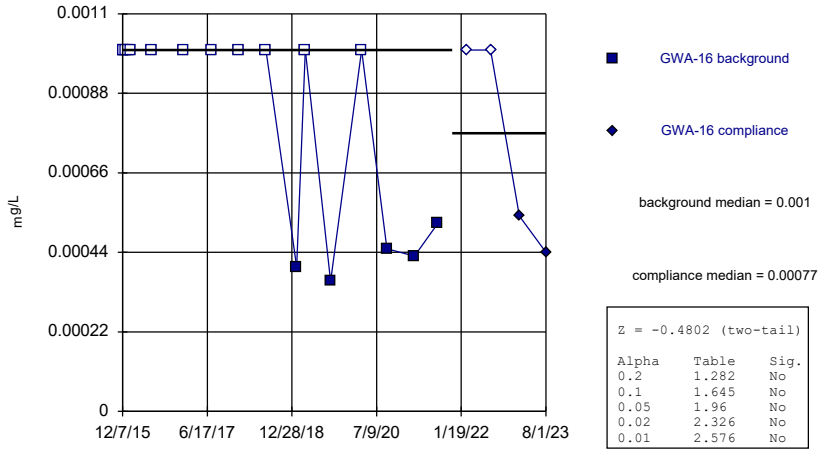

Z = -0.4802 (two-tail)

Alpha	Table	Sig.
0.2	1.282	No
0.1	1.645	No
0.05	1.96	No
0.02	2.326	No
0.01	2.576	No

Constituent: Nickel Analysis Run 3/6/2024 11:53 AM View: Appendix I Mann-Whitney
Plant McIntosh Data: McIntosh LF4 CCR

Sanitas™ v.10.0.16 . UG
Hollow symbols indicate censored values.

Mann-Whitney (Wilcoxon Rank Sum)

GWA-2 (bg)

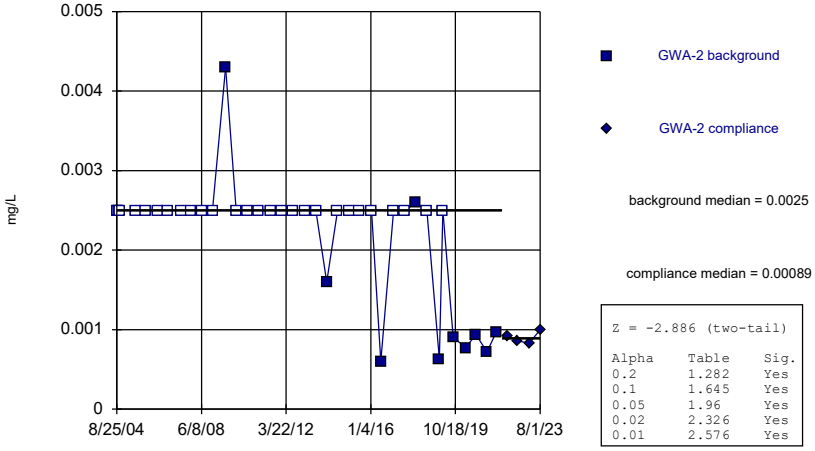

Z = -2.886 (two-tail)

Alpha	Table	Sig.
0.2	1.282	Yes
0.1	1.645	Yes
0.05	1.96	Yes
0.02	2.326	Yes
0.01	2.576	Yes

Constituent: Nickel Analysis Run 3/6/2024 11:53 AM View: Appendix I Mann-Whitney
Plant McIntosh Data: McIntosh LF4 CCR

Sanitas™ v.10.0.16 . UG
Hollow symbols indicate censored values.

Mann-Whitney (Wilcoxon Rank Sum)

GWA-3 (bg)

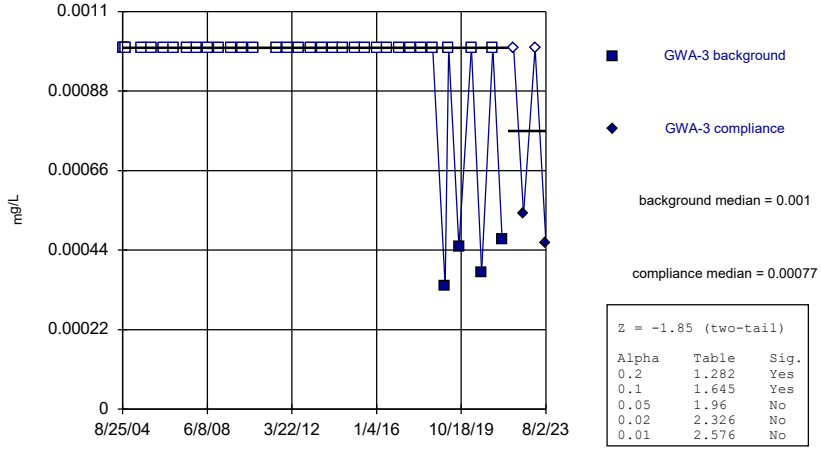

Z = -1.85 (two-tail)

Alpha	Table	Sig.
0.2	1.282	Yes
0.1	1.645	Yes
0.05	1.96	No
0.02	2.326	No
0.01	2.576	No

Constituent: Nickel Analysis Run 3/6/2024 11:53 AM View: Appendix I Mann-Whitney
Plant McIntosh Data: McIntosh LF4 CCR

Sanitas™ v.10.0.16 . UG
Hollow symbols indicate censored values.

Mann-Whitney (Wilcoxon Rank Sum)

GWA-4A (bg)

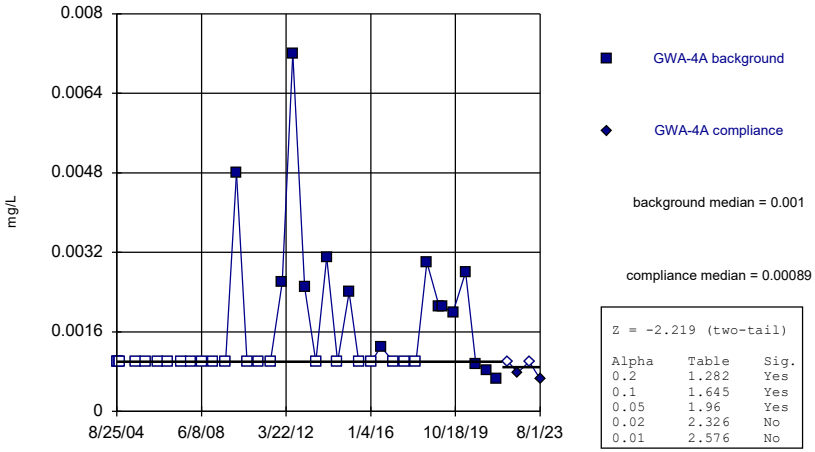

Z = -2.219 (two-tail)

Alpha	Table	Sig.
0.2	1.282	Yes
0.1	1.645	Yes
0.05	1.96	Yes
0.02	2.326	No
0.01	2.576	No

Constituent: Nickel Analysis Run 3/6/2024 11:53 AM View: Appendix I Mann-Whitney
Plant McIntosh Data: McIntosh LF4 CCR

Sanitas™ v.10.0.16 . UG
Hollow symbols indicate censored values.

Mann-Whitney (Wilcoxon Rank Sum)

GWA-5 (bg)

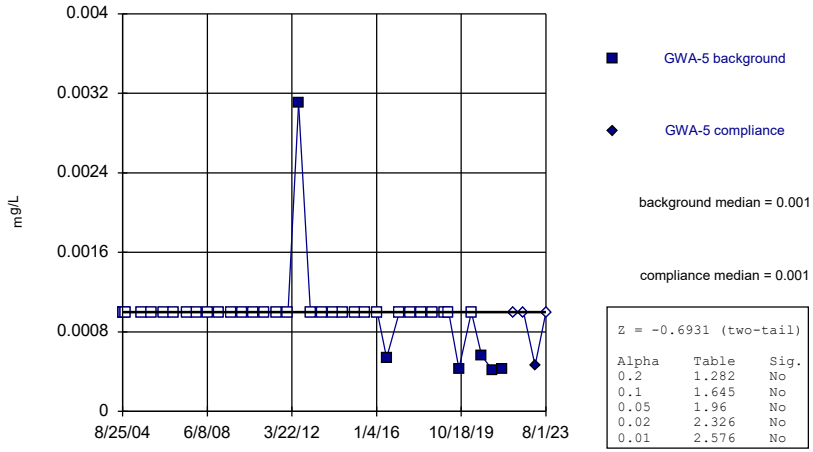

Z = -0.6931 (two-tail)

Alpha	Table	Sig.
0.2	1.282	No
0.1	1.645	No
0.05	1.96	No
0.02	2.326	No
0.01	2.576	No

Constituent: Nickel Analysis Run 3/6/2024 11:53 AM View: Appendix I Mann-Whitney
Plant McIntosh Data: McIntosh LF4 CCR

Sanitas™ v.10.0.16 . UG
Hollow symbols indicate censored values.

Mann-Whitney (Wilcoxon Rank Sum)

GWC-1

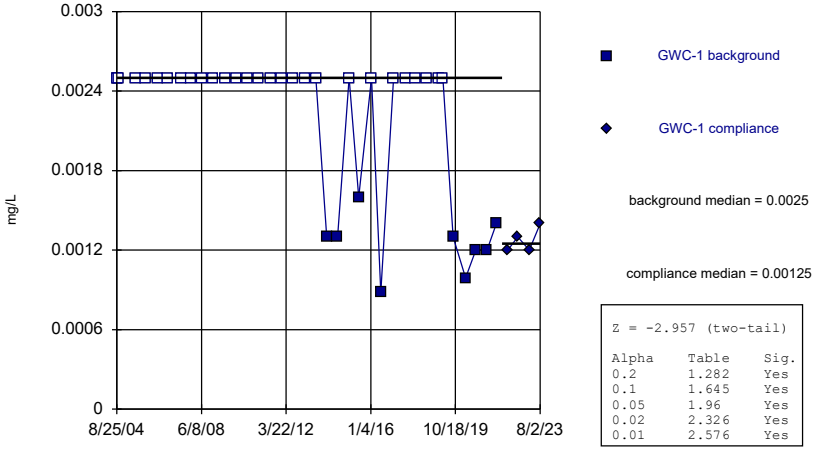

Z = -2.957 (two-tail)

Alpha	Table	Sig.
0.2	1.282	Yes
0.1	1.645	Yes
0.05	1.96	Yes
0.02	2.326	Yes
0.01	2.576	Yes

Constituent: Nickel Analysis Run 3/6/2024 11:53 AM View: Appendix I Mann-Whitney
Plant McIntosh Data: McIntosh LF4 CCR

Sanitas™ v.10.0.16 . UG
Hollow symbols indicate censored values.

Mann-Whitney (Wilcoxon Rank Sum)

GWC-10

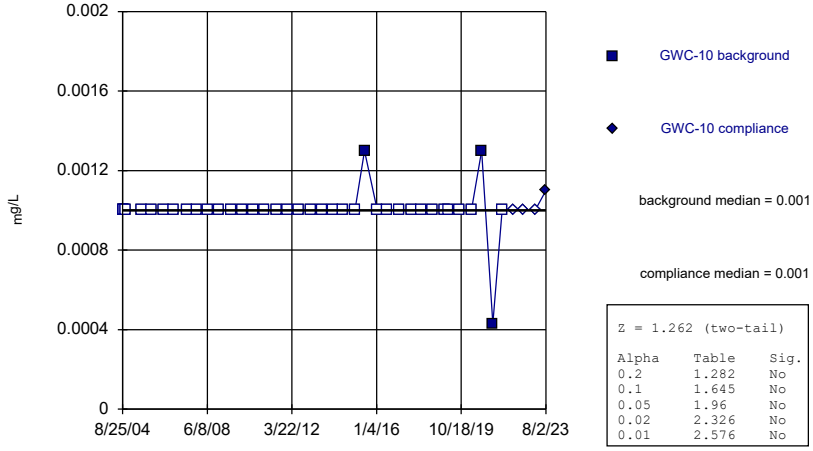

Z = 1.262 (two-tail)

Alpha	Table	Sig.
0.2	1.282	No
0.1	1.645	No
0.05	1.96	No
0.02	2.326	No
0.01	2.576	No

Constituent: Nickel Analysis Run 3/6/2024 11:53 AM View: Appendix I Mann-Whitney
Plant McIntosh Data: McIntosh LF4 CCR

Sanitas™ v.10.0.16 . UG
Hollow symbols indicate censored values.

Mann-Whitney (Wilcoxon Rank Sum)

GWC-11

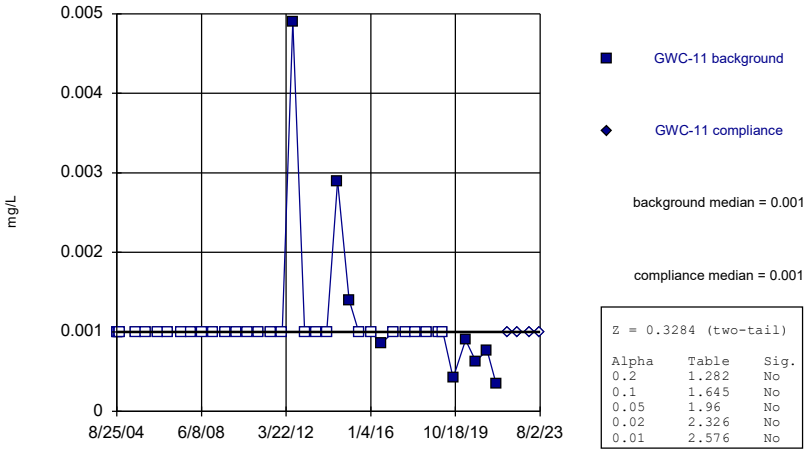

Z = 0.3284 (two-tail)

Alpha	Table	Sig.
0.2	1.282	No
0.1	1.645	No
0.05	1.96	No
0.02	2.326	No
0.01	2.576	No

Constituent: Nickel Analysis Run 3/6/2024 11:53 AM View: Appendix I Mann-Whitney
Plant McIntosh Data: McIntosh LF4 CCR

Sanitas™ v.10.0.16 . UG
Hollow symbols indicate censored values.

Mann-Whitney (Wilcoxon Rank Sum)

GWC-12

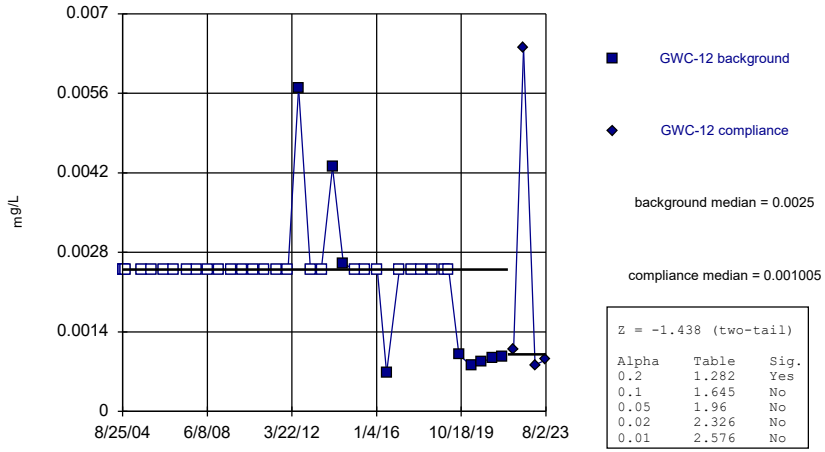

Z = -1.438 (two-tail)

Alpha	Table	Sig.
0.2	1.282	Yes
0.1	1.645	No
0.05	1.96	No
0.02	2.326	No
0.01	2.576	No

Constituent: Nickel Analysis Run 3/6/2024 11:53 AM View: Appendix I Mann-Whitney
Plant McIntosh Data: McIntosh LF4 CCR

Sanitas™ v.10.0.16 . UG
Hollow symbols indicate censored values.

Mann-Whitney (Wilcoxon Rank Sum)

GWC-17 (bg)

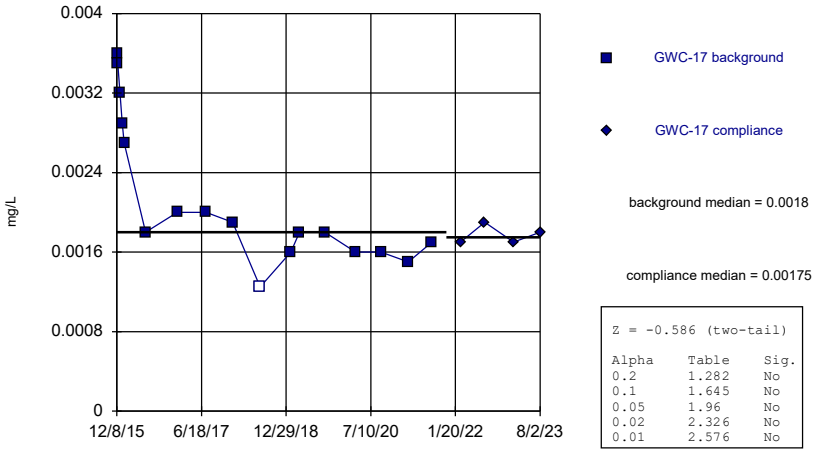

Z = -0.586 (two-tail)

Alpha	Table	Sig.
0.2	1.282	No
0.1	1.645	No
0.05	1.96	No
0.02	2.326	No
0.01	2.576	No

Constituent: Nickel Analysis Run 3/6/2024 11:53 AM View: Appendix I Mann-Whitney
Plant McIntosh Data: McIntosh LF4 CCR

Sanitas™ v.10.0.16 . UG
Hollow symbols indicate censored values.

Mann-Whitney (Wilcoxon Rank Sum)

GWC-18 (bg)

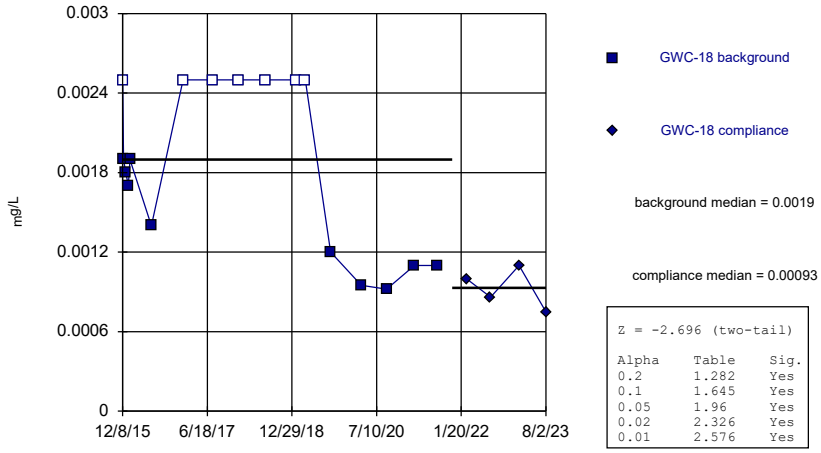

Z = -2.696 (two-tail)

Alpha	Table	Sig.
0.2	1.282	Yes
0.1	1.645	Yes
0.05	1.96	Yes
0.02	2.326	Yes
0.01	2.576	Yes

Constituent: Nickel Analysis Run 3/6/2024 11:53 AM View: Appendix I Mann-Whitney
Plant McIntosh Data: McIntosh LF4 CCR

Sanitas™ v.10.0.16 . UG
Hollow symbols indicate censored values.

Mann-Whitney (Wilcoxon Rank Sum)

GWC-19

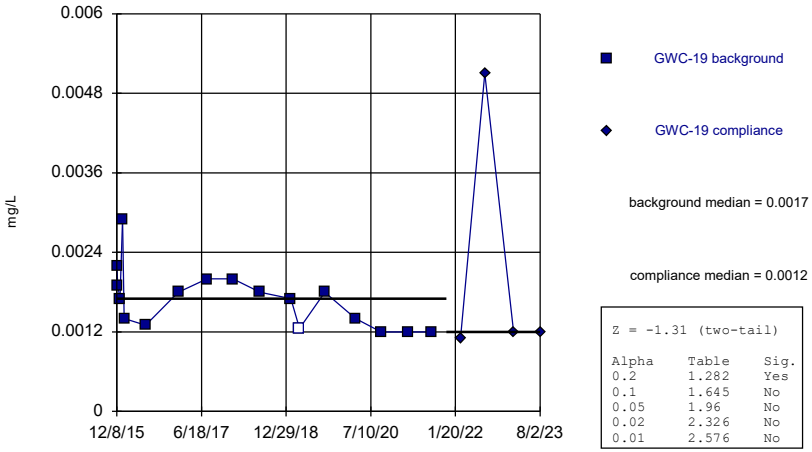

Z = -1.31 (two-tail)

Alpha	Table	Sig.
0.2	1.282	Yes
0.1	1.645	No
0.05	1.96	No
0.02	2.326	No
0.01	2.576	No

Constituent: Nickel Analysis Run 3/6/2024 11:53 AM View: Appendix I Mann-Whitney
Plant McIntosh Data: McIntosh LF4 CCR

Sanitas™ v.10.0.16 . UG
Hollow symbols indicate censored values.

Mann-Whitney (Wilcoxon Rank Sum)

GWC-20

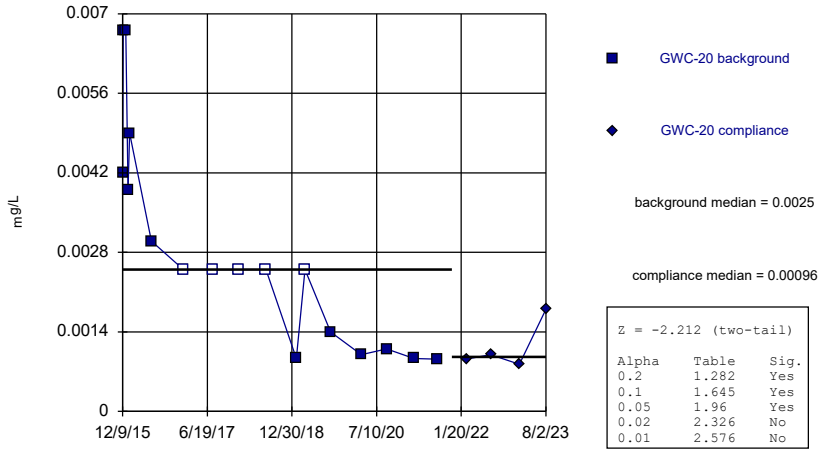

Z = -2.212 (two-tail)

Alpha	Table	Sig.
0.2	1.282	Yes
0.1	1.645	Yes
0.05	1.96	Yes
0.02	2.326	No
0.01	2.576	No

Constituent: Nickel Analysis Run 3/6/2024 11:53 AM View: Appendix I Mann-Whitney
Plant McIntosh Data: McIntosh LF4 CCR

Sanitas™ v.10.0.16 . UG
Hollow symbols indicate censored values.

Mann-Whitney (Wilcoxon Rank Sum)

GWC-21

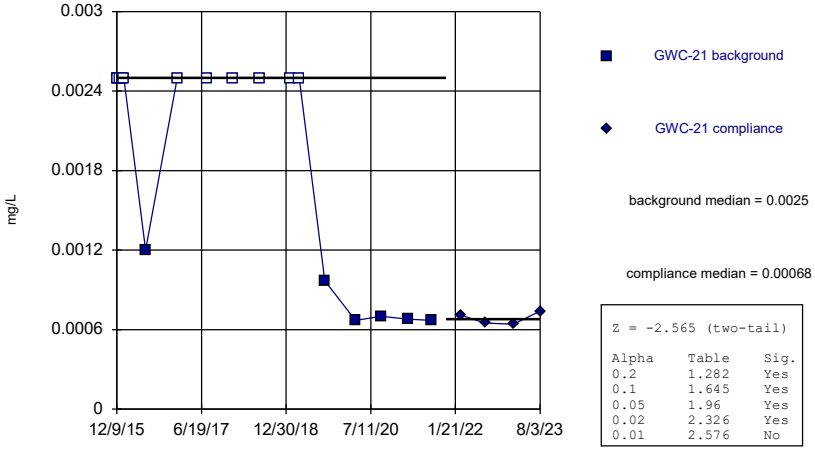

Z = -2.565 (two-tail)

Alpha	Table	Sig.
0.2	1.282	Yes
0.1	1.645	Yes
0.05	1.96	Yes
0.02	2.326	Yes
0.01	2.576	No

Constituent: Nickel Analysis Run 3/6/2024 11:53 AM View: Appendix I Mann-Whitney
Plant McIntosh Data: McIntosh LF4 CCR

Sanitas™ v.10.0.16 . UG
Hollow symbols indicate censored values.

Mann-Whitney (Wilcoxon Rank Sum)

GWC-23

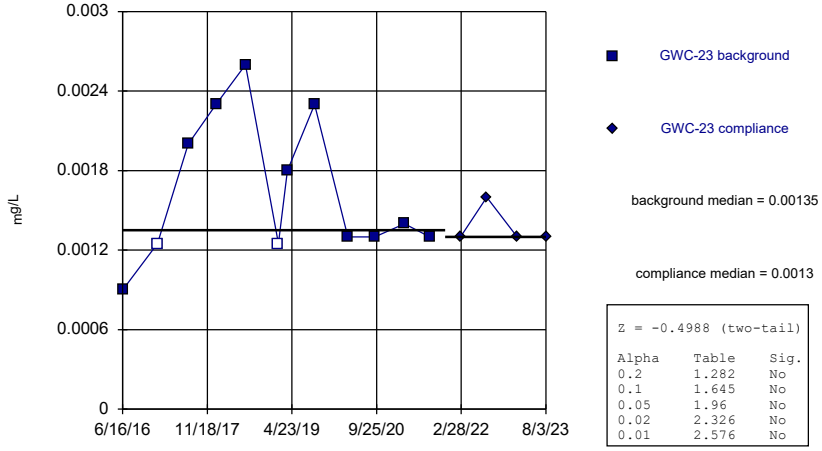

Z = -0.4988 (two-tail)

Alpha	Table	Sig.
0.2	1.282	No
0.1	1.645	No
0.05	1.96	No
0.02	2.326	No
0.01	2.576	No

Constituent: Nickel Analysis Run 3/6/2024 11:53 AM View: Appendix I Mann-Whitney
Plant McIntosh Data: McIntosh LF4 CCR

Sanitas™ v.10.0.16 . UG
Hollow symbols indicate censored values.

Mann-Whitney (Wilcoxon Rank Sum)

GWC-9

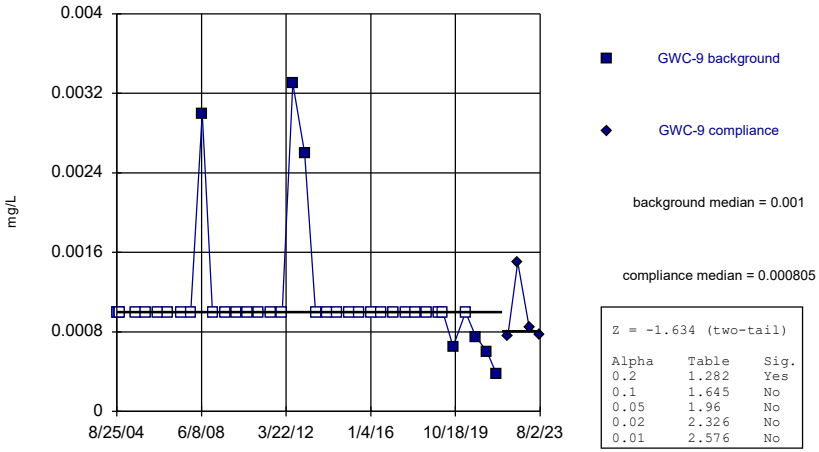

Z = -1.634 (two-tail)

Alpha	Table	Sig.
0.2	1.282	Yes
0.1	1.645	No
0.05	1.96	No
0.02	2.326	No
0.01	2.576	No

Constituent: Nickel Analysis Run 3/6/2024 11:53 AM View: Appendix I Mann-Whitney
Plant McIntosh Data: McIntosh LF4 CCR

Sanitas™ v.10.0.16 . UG
Hollow symbols indicate censored values.

Mann-Whitney (Wilcoxon Rank Sum)

GWA-13 (bg)

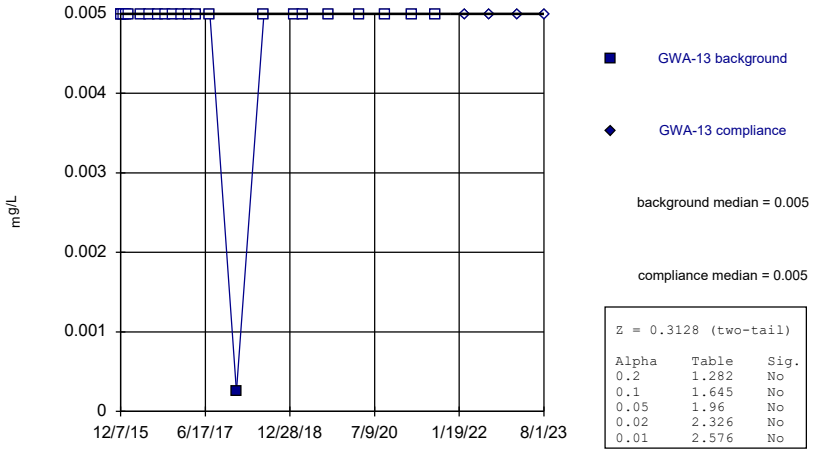

Z = 0.3128 (two-tail)

Alpha	Table	Sig.
0.2	1.282	No
0.1	1.645	No
0.05	1.96	No
0.02	2.326	No
0.01	2.576	No

Constituent: Selenium Analysis Run 3/6/2024 11:53 AM View: Appendix I Mann-Whitney
Plant McIntosh Data: McIntosh LF4 CCR

Sanitas™ v.10.0.16 . UG
Hollow symbols indicate censored values.

Mann-Whitney (Wilcoxon Rank Sum)

GWA-15 (bg)

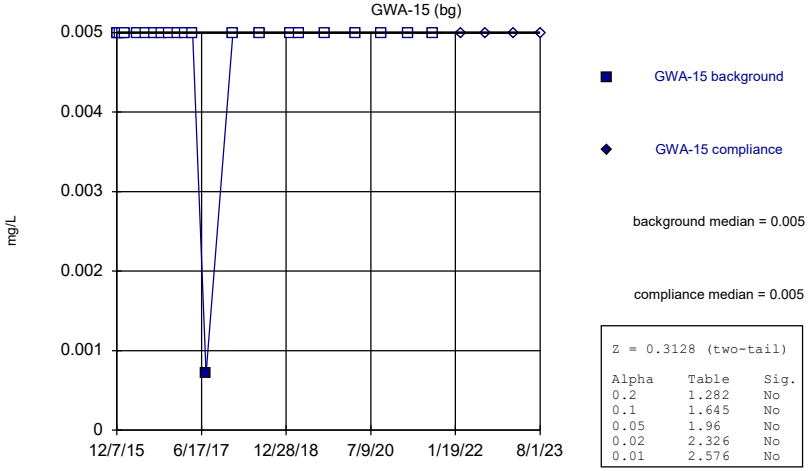

Z = 0.3128 (two-tail)

Alpha	Table	Sig.
0.2	1.282	No
0.1	1.645	No
0.05	1.96	No
0.02	2.326	No
0.01	2.576	No

Constituent: Selenium Analysis Run 3/6/2024 11:53 AM View: Appendix I Mann-Whitney
Plant McIntosh Data: McIntosh LF4 CCR

Sanitas™ v.10.0.16 . UG
Hollow symbols indicate censored values.

Mann-Whitney (Wilcoxon Rank Sum)

GWA-16 (bg)

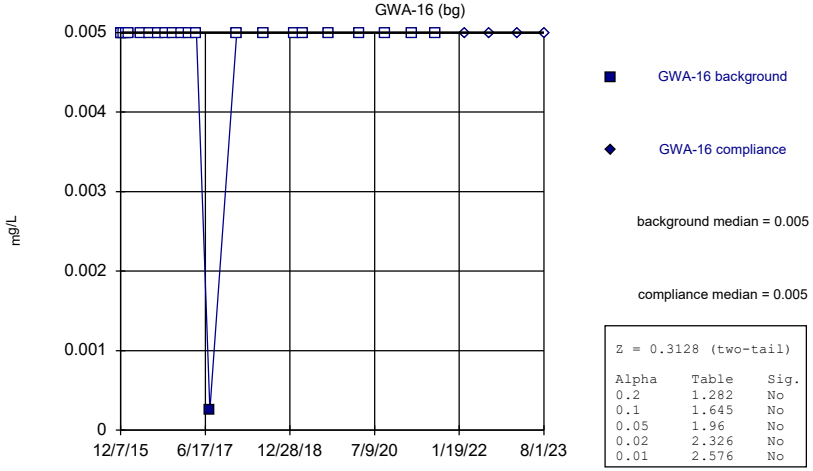

Z = 0.3128 (two-tail)

Alpha	Table	Sig.
0.2	1.282	No
0.1	1.645	No
0.05	1.96	No
0.02	2.326	No
0.01	2.576	No

Constituent: Selenium Analysis Run 3/6/2024 11:53 AM View: Appendix I Mann-Whitney
Plant McIntosh Data: McIntosh LF4 CCR

Sanitas™ v.10.0.16 . UG
Hollow symbols indicate censored values.

Mann-Whitney (Wilcoxon Rank Sum)

GWA-2 (bg)

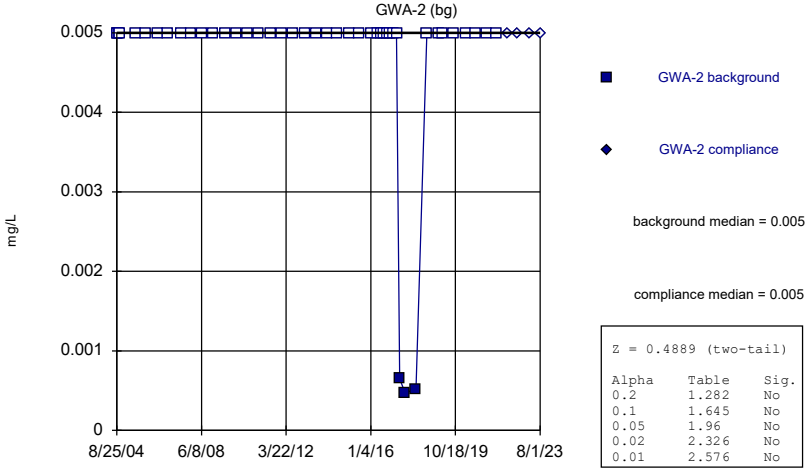

Z = 0.4889 (two-tail)

Alpha	Table	Sig.
0.2	1.282	No
0.1	1.645	No
0.05	1.96	No
0.02	2.326	No
0.01	2.576	No

Constituent: Selenium Analysis Run 3/6/2024 11:53 AM View: Appendix I Mann-Whitney
Plant McIntosh Data: McIntosh LF4 CCR

Sanitas™ v.10.0.16 . UG
Hollow symbols indicate censored values.

Mann-Whitney (Wilcoxon Rank Sum)

GWA-3 (bg)

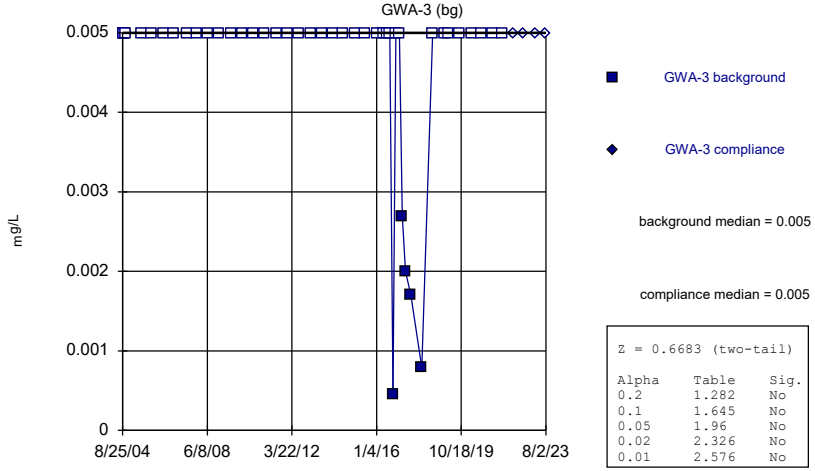

Z = 0.6683 (two-tail)

Alpha	Table	Sig.
0.2	1.282	No
0.1	1.645	No
0.05	1.96	No
0.02	2.326	No
0.01	2.576	No

Constituent: Selenium Analysis Run 3/6/2024 11:53 AM View: Appendix I Mann-Whitney
Plant McIntosh Data: McIntosh LF4 CCR

Sanitas™ v.10.0.16 . UG
Hollow symbols indicate censored values.

Mann-Whitney (Wilcoxon Rank Sum)

GWA-4A (bg)

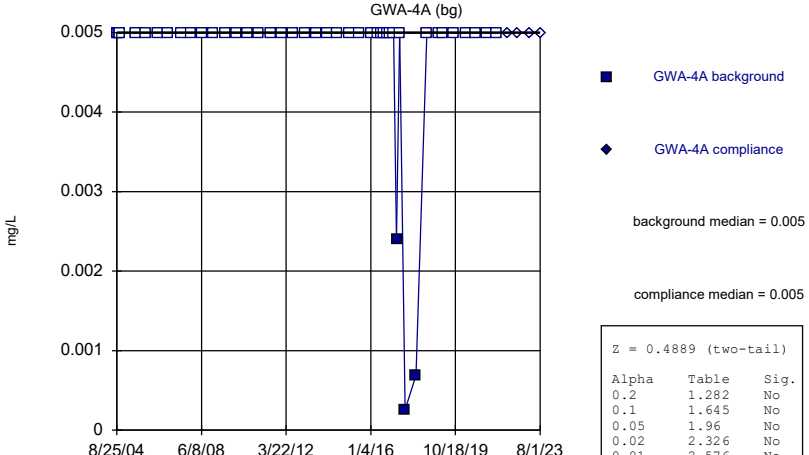

Z = 0.4889 (two-tail)

Alpha	Table	Sig.
0.2	1.282	No
0.1	1.645	No
0.05	1.96	No
0.02	2.326	No
0.01	2.576	No

Constituent: Selenium Analysis Run 3/6/2024 11:54 AM View: Appendix I Mann-Whitney
Plant McIntosh Data: McIntosh LF4 CCR

Sanitas™ v.10.0.16 . UG
Hollow symbols indicate censored values.

Mann-Whitney (Wilcoxon Rank Sum)

GWA-5 (bg)

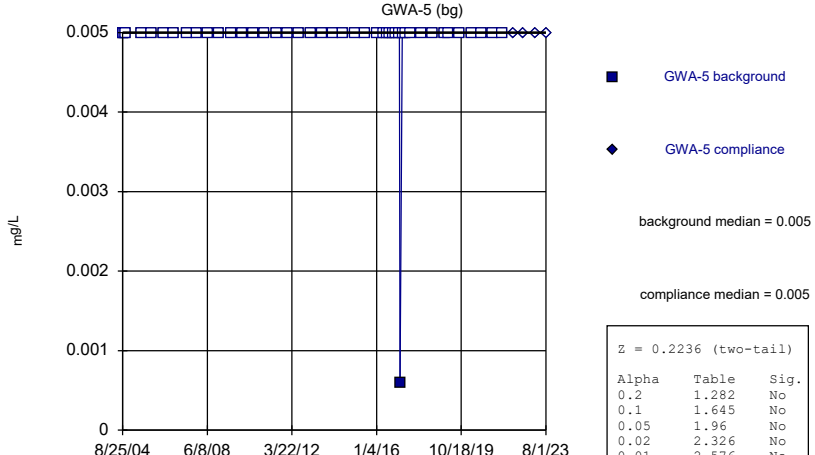

Z = 0.2236 (two-tail)

Alpha	Table	Sig.
0.2	1.282	No
0.1	1.645	No
0.05	1.96	No
0.02	2.326	No
0.01	2.576	No

Constituent: Selenium Analysis Run 3/6/2024 11:54 AM View: Appendix I Mann-Whitney
Plant McIntosh Data: McIntosh LF4 CCR

Sanitas™ v.10.0.16 . UG
Hollow symbols indicate censored values.

Mann-Whitney (Wilcoxon Rank Sum)

GWC-1

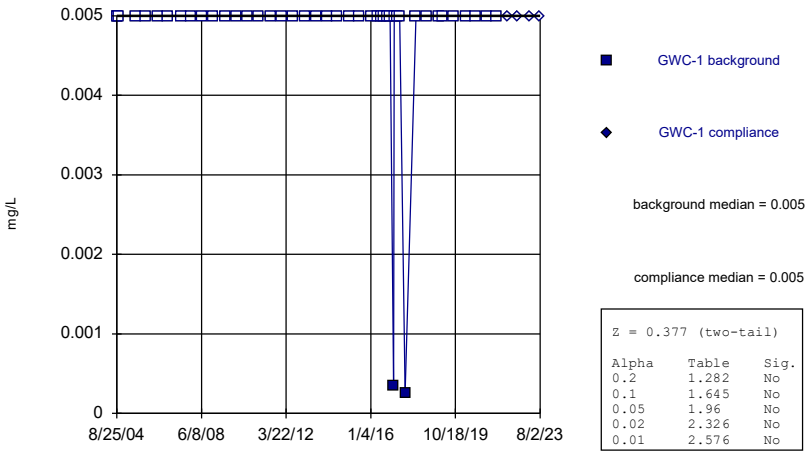

Z = 0.377 (two-tail)

Alpha	Table	Sig.
0.2	1.282	No
0.1	1.645	No
0.05	1.96	No
0.02	2.326	No
0.01	2.576	No

Constituent: Selenium Analysis Run 3/6/2024 11:54 AM View: Appendix I Mann-Whitney
Plant McIntosh Data: McIntosh LF4 CCR

Sanitas™ v.10.0.16 . UG
Hollow symbols indicate censored values.

Mann-Whitney (Wilcoxon Rank Sum)

GWC-10

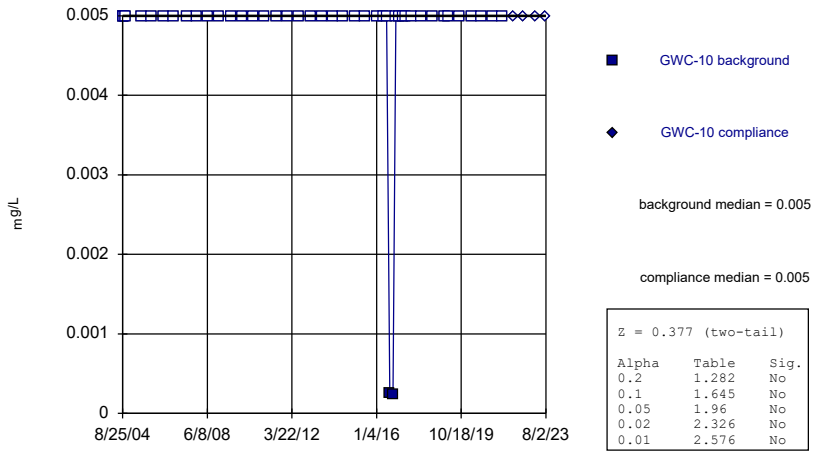

Z = 0.377 (two-tail)

Alpha	Table	Sig.
0.2	1.282	No
0.1	1.645	No
0.05	1.96	No
0.02	2.326	No
0.01	2.576	No

Constituent: Selenium Analysis Run 3/6/2024 11:54 AM View: Appendix I Mann-Whitney
Plant McIntosh Data: McIntosh LF4 CCR

Sanitas™ v.10.0.16 . UG
Hollow symbols indicate censored values.

Mann-Whitney (Wilcoxon Rank Sum)

GWC-11

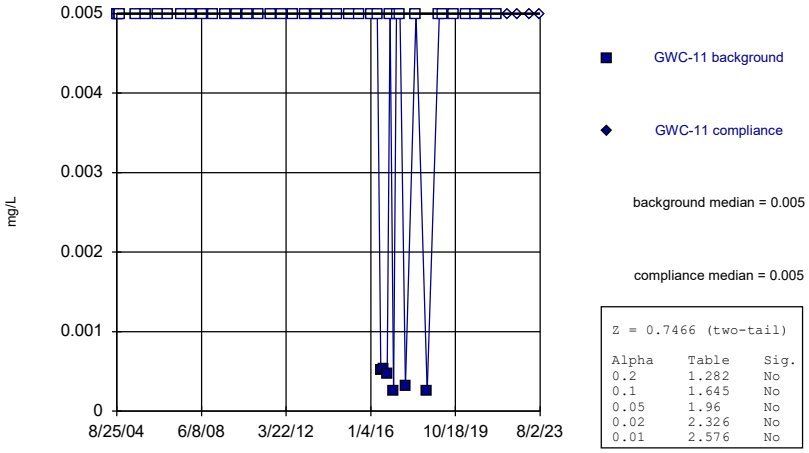

Z = 0.7466 (two-tail)

Alpha	Table	Sig.
0.2	1.282	No
0.1	1.645	No
0.05	1.96	No
0.02	2.326	No
0.01	2.576	No

Constituent: Selenium Analysis Run 3/6/2024 11:54 AM View: Appendix I Mann-Whitney
Plant McIntosh Data: McIntosh LF4 CCR

Sanitas™ v.10.0.16 . UG
Hollow symbols indicate censored values.

Mann-Whitney (Wilcoxon Rank Sum)

GWC-18 (bg)

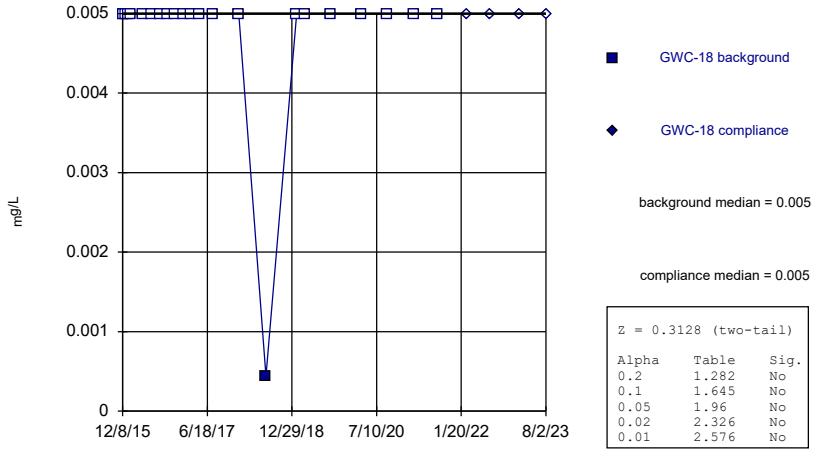

Z = 0.3128 (two-tail)

Alpha	Table	Sig.
0.2	1.282	No
0.1	1.645	No
0.05	1.96	No
0.02	2.326	No
0.01	2.576	No

Constituent: Selenium Analysis Run 3/6/2024 11:54 AM View: Appendix I Mann-Whitney
Plant McIntosh Data: McIntosh LF4 CCR

Sanitas™ v.10.0.16 . UG
Hollow symbols indicate censored values.

Mann-Whitney (Wilcoxon Rank Sum)

GWC-19

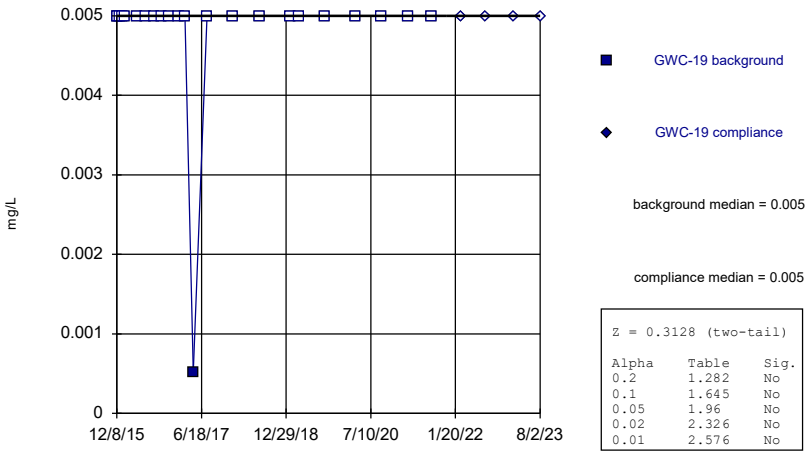

Z = 0.3128 (two-tail)

Alpha	Table	Sig.
0.2	1.282	No
0.1	1.645	No
0.05	1.96	No
0.02	2.326	No
0.01	2.576	No

Constituent: Selenium Analysis Run 3/6/2024 11:54 AM View: Appendix I Mann-Whitney
Plant McIntosh Data: McIntosh LF4 CCR

Sanitas™ v.10.0.16 . UG
Hollow symbols indicate censored values.

Mann-Whitney (Wilcoxon Rank Sum)

GWC-20

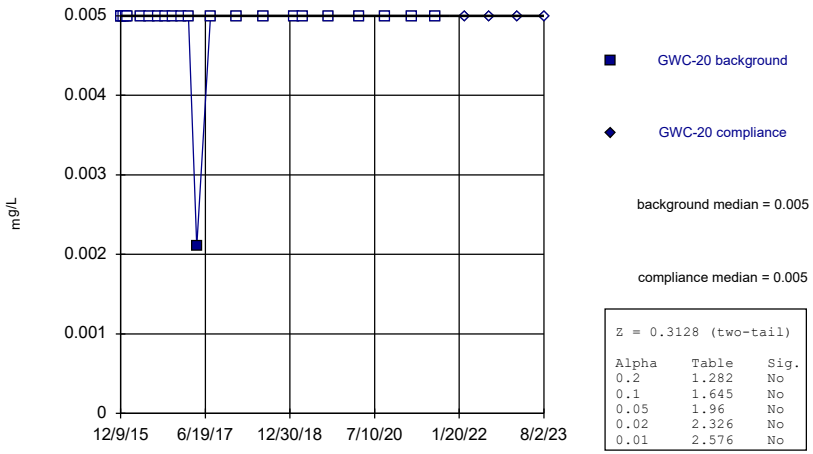

Z = 0.3128 (two-tail)

Alpha	Table	Sig.
0.2	1.282	No
0.1	1.645	No
0.05	1.96	No
0.02	2.326	No
0.01	2.576	No

Constituent: Selenium Analysis Run 3/6/2024 11:54 AM View: Appendix I Mann-Whitney
Plant McIntosh Data: McIntosh LF4 CCR

Sanitas™ v.10.0.16 . UG
Hollow symbols indicate censored values.

Mann-Whitney (Wilcoxon Rank Sum)

GWC-21

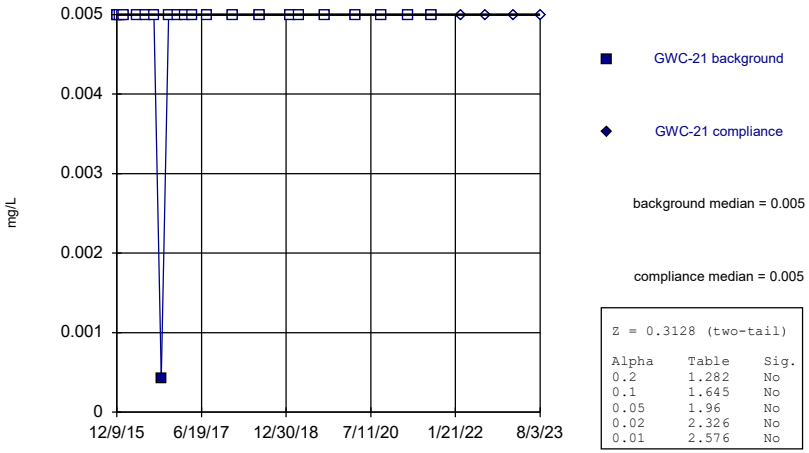

Z = 0.3128 (two-tail)

Alpha	Table	Sig.
0.2	1.282	No
0.1	1.645	No
0.05	1.96	No
0.02	2.326	No
0.01	2.576	No

Constituent: Selenium Analysis Run 3/6/2024 11:54 AM View: Appendix I Mann-Whitney
Plant McIntosh Data: McIntosh LF4 CCR

Sanitas™ v.10.0.16 . UG
Hollow symbols indicate censored values.

Mann-Whitney (Wilcoxon Rank Sum)

GWC-9

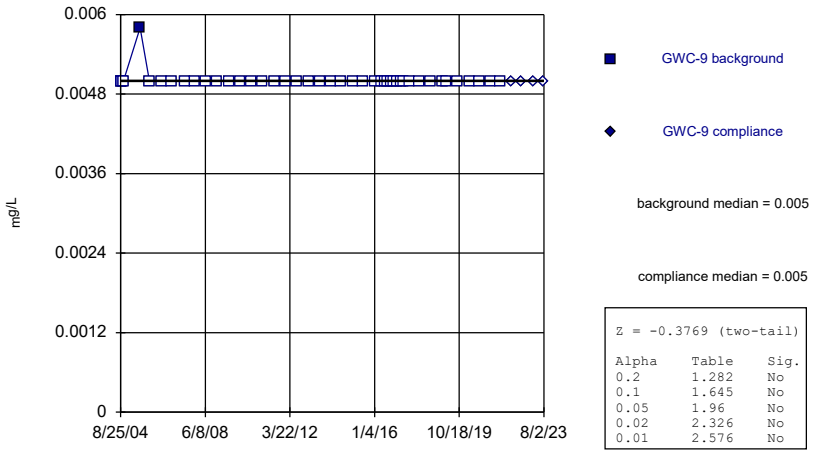

Z = -0.3769 (two-tail)

Alpha	Table	Sig.
0.2	1.282	No
0.1	1.645	No
0.05	1.96	No
0.02	2.326	No
0.01	2.576	No

Constituent: Selenium Analysis Run 3/6/2024 11:54 AM View: Appendix I Mann-Whitney
Plant McIntosh Data: McIntosh LF4 CCR

Sanitas™ v.10.0.16 . UG
Hollow symbols indicate censored values.

Mann-Whitney (Wilcoxon Rank Sum)

GWC-11

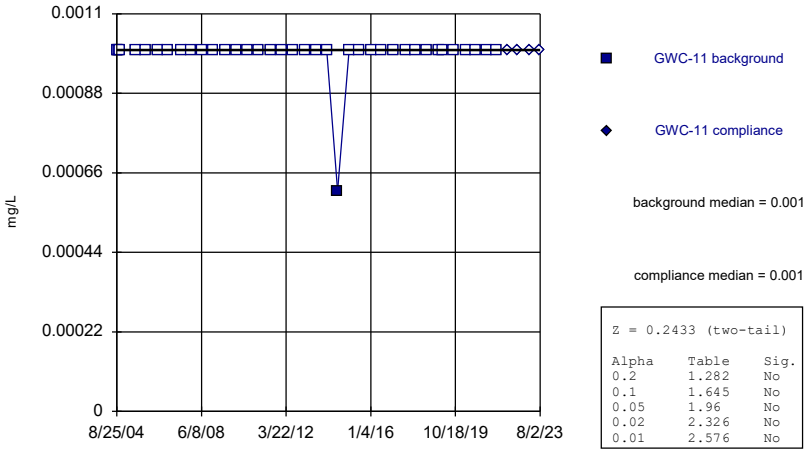

Z = 0.2433 (two-tail)

Alpha	Table	Sig.
0.2	1.282	No
0.1	1.645	No
0.05	1.96	No
0.02	2.326	No
0.01	2.576	No

Constituent: Silver Analysis Run 3/6/2024 11:54 AM View: Appendix I Mann-Whitney
Plant McIntosh Data: McIntosh LF4 CCR

Sanitas™ v.10.0.16 . UG
Hollow symbols indicate censored values.

Mann-Whitney (Wilcoxon Rank Sum)

GWA-13 (bg)

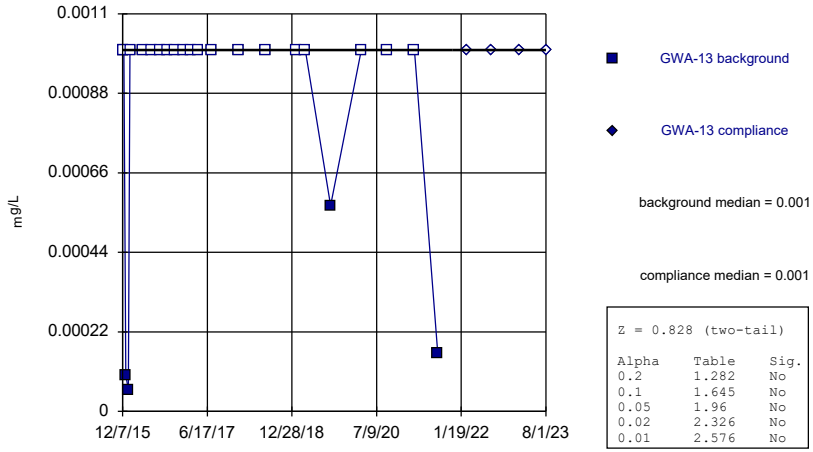

Z = 0.828 (two-tail)

Alpha	Table	Sig.
0.2	1.282	No
0.1	1.645	No
0.05	1.96	No
0.02	2.326	No
0.01	2.576	No

Constituent: Thallium Analysis Run 3/6/2024 11:54 AM View: Appendix I Mann-Whitney
Plant McIntosh Data: McIntosh LF4 CCR

Sanitas™ v.10.0.16 . UG
Hollow symbols indicate censored values.

Mann-Whitney (Wilcoxon Rank Sum)

GWA-14 (bg)

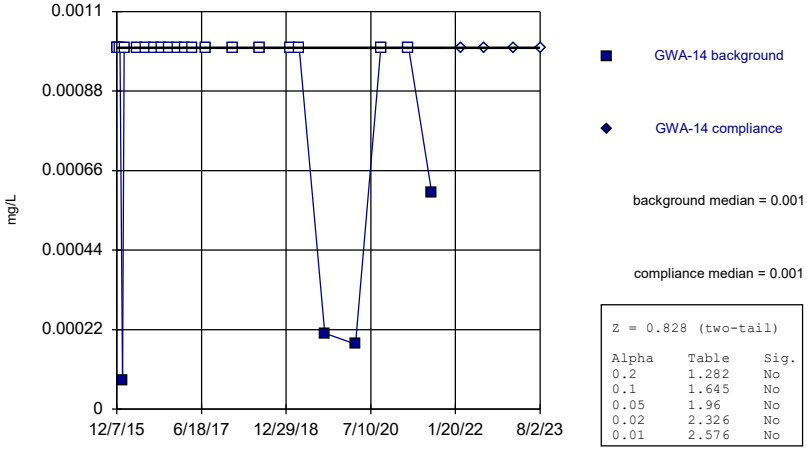

Z = 0.828 (two-tail)

Alpha	Table	Sig.
0.2	1.282	No
0.1	1.645	No
0.05	1.96	No
0.02	2.326	No
0.01	2.576	No

Constituent: Thallium Analysis Run 3/6/2024 11:54 AM View: Appendix I Mann-Whitney
Plant McIntosh Data: McIntosh LF4 CCR

Sanitas™ v.10.0.16 . UG
Hollow symbols indicate censored values.

Mann-Whitney (Wilcoxon Rank Sum)

GWA-16 (bg)

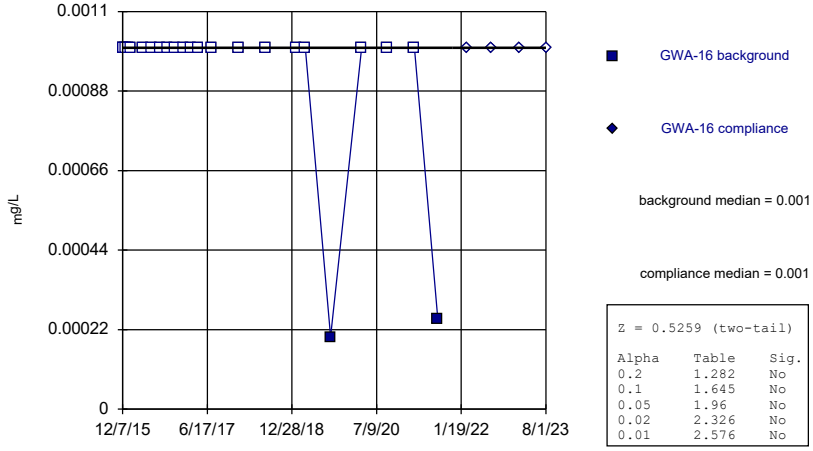

Z = 0.5259 (two-tail)

Alpha	Table	Sig.
0.2	1.282	No
0.1	1.645	No
0.05	1.96	No
0.02	2.326	No
0.01	2.576	No

Constituent: Thallium Analysis Run 3/6/2024 11:54 AM View: Appendix I Mann-Whitney
Plant McIntosh Data: McIntosh LF4 CCR

Sanitas™ v.10.0.16 . UG
Hollow symbols indicate censored values.

Mann-Whitney (Wilcoxon Rank Sum)

GWA-2 (bg)

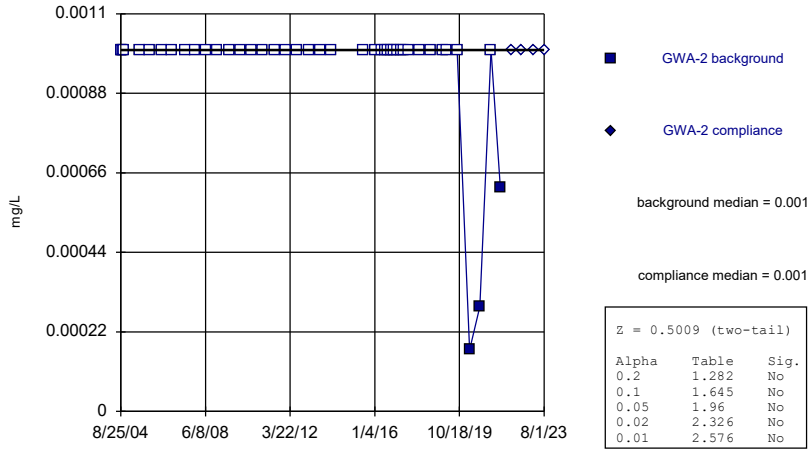

Z = 0.5009 (two-tail)

Alpha	Table	Sig.
0.2	1.282	No
0.1	1.645	No
0.05	1.96	No
0.02	2.326	No
0.01	2.576	No

Constituent: Thallium Analysis Run 3/6/2024 11:54 AM View: Appendix I Mann-Whitney
Plant McIntosh Data: McIntosh LF4 CCR

Sanitas™ v.10.0.16 . UG
Hollow symbols indicate censored values.

Mann-Whitney (Wilcoxon Rank Sum)

GWA-3 (bg)

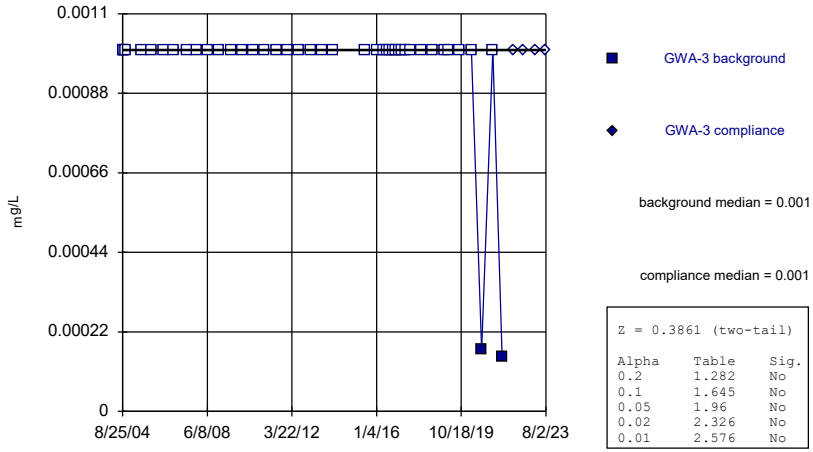

Z = 0.3861 (two-tail)

Alpha	Table	Sig.
0.2	1.282	No
0.1	1.645	No
0.05	1.96	No
0.02	2.326	No
0.01	2.576	No

Constituent: Thallium Analysis Run 3/6/2024 11:54 AM View: Appendix I Mann-Whitney
Plant McIntosh Data: McIntosh LF4 CCR

Sanitas™ v.10.0.16 . UG
Hollow symbols indicate censored values.

Mann-Whitney (Wilcoxon Rank Sum)

GWA-4A (bg)

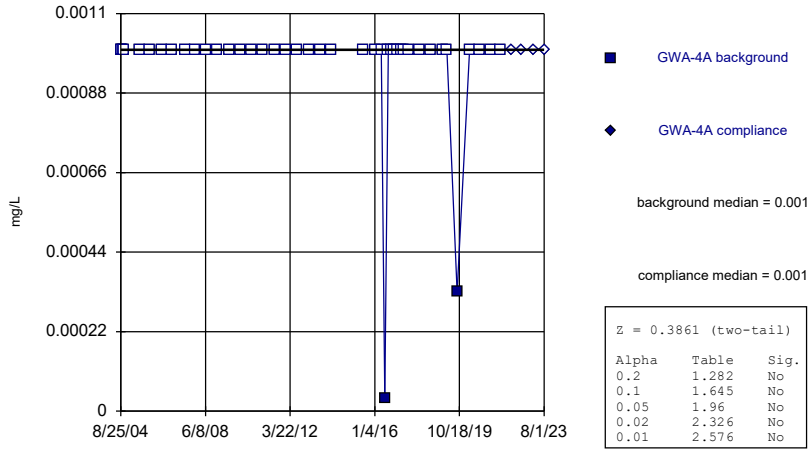

Z = 0.3861 (two-tail)

Alpha	Table	Sig.
0.2	1.282	No
0.1	1.645	No
0.05	1.96	No
0.02	2.326	No
0.01	2.576	No

Constituent: Thallium Analysis Run 3/6/2024 11:54 AM View: Appendix I Mann-Whitney
Plant McIntosh Data: McIntosh LF4 CCR

Sanitas™ v.10.0.16 . UG
Hollow symbols indicate censored values.

Mann-Whitney (Wilcoxon Rank Sum)

GWA-5 (bg)

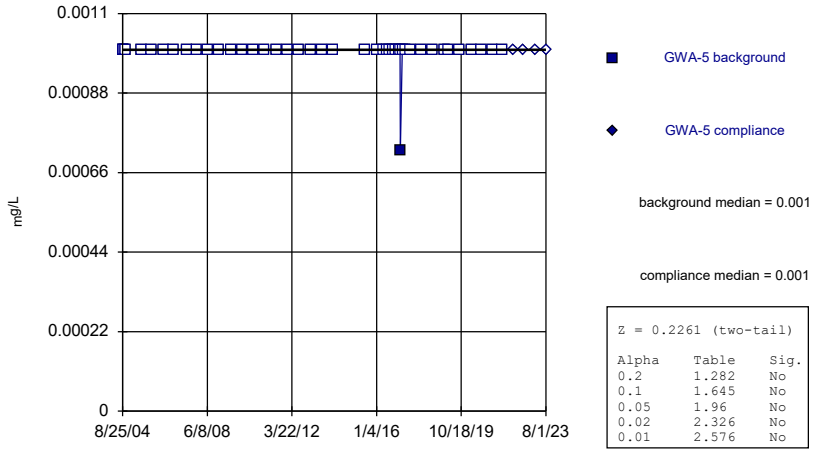

Z = 0.2261 (two-tail)

Alpha	Table	Sig.
0.2	1.282	No
0.1	1.645	No
0.05	1.96	No
0.02	2.326	No
0.01	2.576	No

Constituent: Thallium Analysis Run 3/6/2024 11:54 AM View: Appendix I Mann-Whitney
Plant McIntosh Data: McIntosh LF4 CCR

Sanitas™ v.10.0.16 . UG
Hollow symbols indicate censored values.

Mann-Whitney (Wilcoxon Rank Sum)

GWC-10

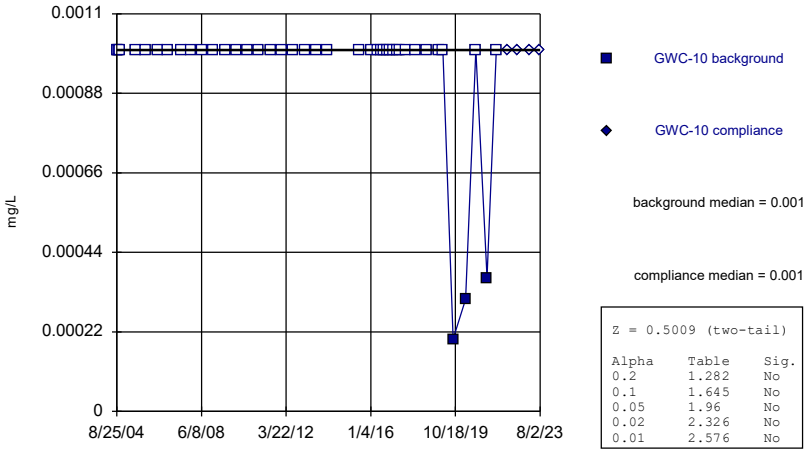

Z = 0.5009 (two-tail)

Alpha	Table	Sig.
0.2	1.282	No
0.1	1.645	No
0.05	1.96	No
0.02	2.326	No
0.01	2.576	No

Constituent: Thallium Analysis Run 3/6/2024 11:54 AM View: Appendix I Mann-Whitney
Plant McIntosh Data: McIntosh LF4 CCR

Sanitas™ v.10.0.16 . UG
Hollow symbols indicate censored values.

Mann-Whitney (Wilcoxon Rank Sum)

GWC-11

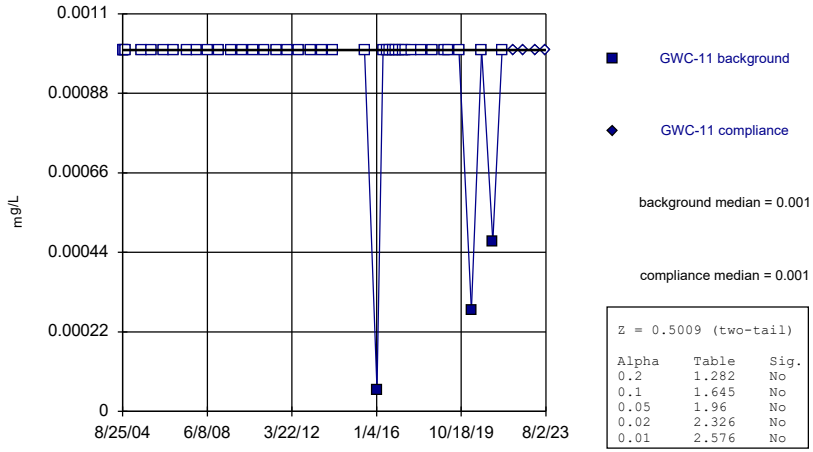

Z = 0.5009 (two-tail)

Alpha	Table	Sig.
0.2	1.282	No
0.1	1.645	No
0.05	1.96	No
0.02	2.326	No
0.01	2.576	No

Constituent: Thallium Analysis Run 3/6/2024 11:54 AM View: Appendix I Mann-Whitney
Plant McIntosh Data: McIntosh LF4 CCR

Sanitas™ v.10.0.16 . UG
Hollow symbols indicate censored values.

Mann-Whitney (Wilcoxon Rank Sum)

GWC-12

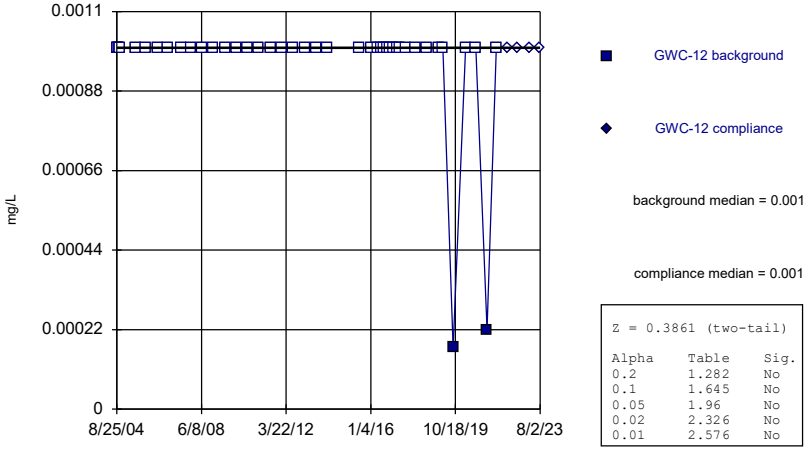

Z = 0.3861 (two-tail)

Alpha	Table	Sig.
0.2	1.282	No
0.1	1.645	No
0.05	1.96	No
0.02	2.326	No
0.01	2.576	No

Constituent: Thallium Analysis Run 3/6/2024 11:54 AM View: Appendix I Mann-Whitney
Plant McIntosh Data: McIntosh LF4 CCR

Sanitas™ v.10.0.16 . UG
Hollow symbols indicate censored values.

Mann-Whitney (Wilcoxon Rank Sum)

GWC-17 (bg)

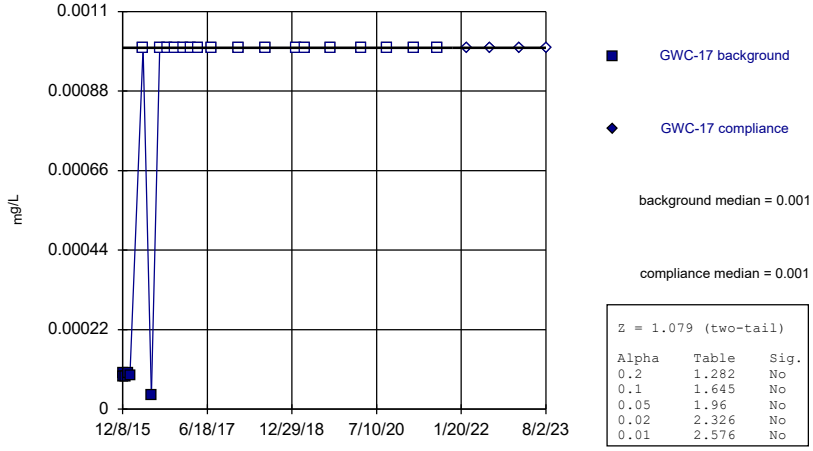

Z = 1.079 (two-tail)

Alpha	Table	Sig.
0.2	1.282	No
0.1	1.645	No
0.05	1.96	No
0.02	2.326	No
0.01	2.576	No

Constituent: Thallium Analysis Run 3/6/2024 11:54 AM View: Appendix I Mann-Whitney
Plant McIntosh Data: McIntosh LF4 CCR

Sanitas™ v.10.0.16 . UG
Hollow symbols indicate censored values.

Mann-Whitney (Wilcoxon Rank Sum)

GWC-18 (bg)

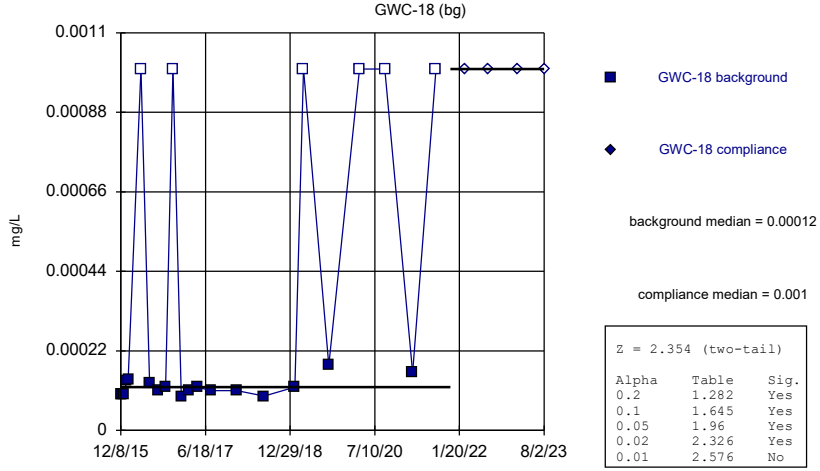

Z = 2.354 (two-tail)

Alpha	Table	Sig.
0.2	1.282	Yes
0.1	1.645	Yes
0.05	1.96	Yes
0.02	2.326	Yes
0.01	2.576	No

Constituent: Thallium Analysis Run 3/6/2024 11:54 AM View: Appendix I Mann-Whitney
Plant McIntosh Data: McIntosh LF4 CCR

Sanitas™ v.10.0.16 . UG
Hollow symbols indicate censored values.

Mann-Whitney (Wilcoxon Rank Sum)

GWC-19

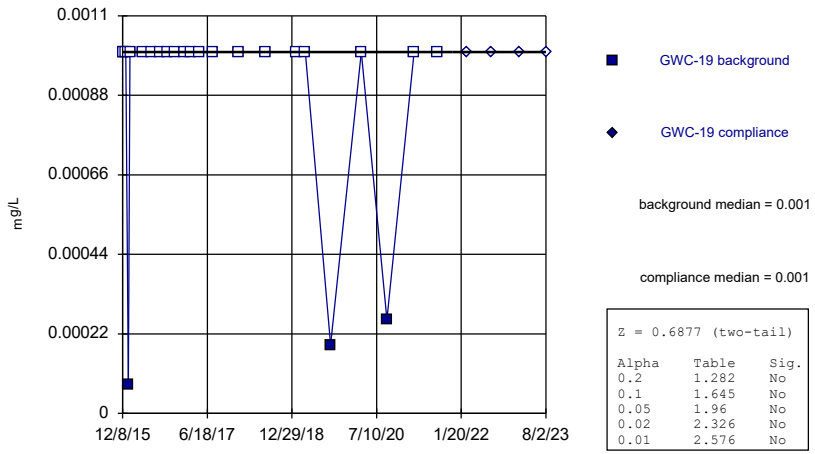

Z = 0.6877 (two-tail)

Alpha	Table	Sig.
0.2	1.282	No
0.1	1.645	No
0.05	1.96	No
0.02	2.326	No
0.01	2.576	No

Constituent: Thallium Analysis Run 3/6/2024 11:54 AM View: Appendix I Mann-Whitney
Plant McIntosh Data: McIntosh LF4 CCR

Sanitas™ v.10.0.16 . UG
Hollow symbols indicate censored values.

Mann-Whitney (Wilcoxon Rank Sum)

GWC-20

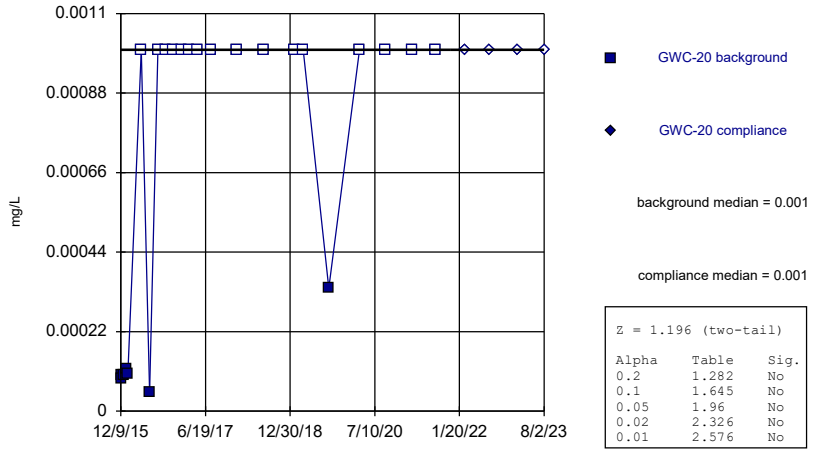

Z = 1.196 (two-tail)

Alpha	Table	Sig.
0.2	1.282	No
0.1	1.645	No
0.05	1.96	No
0.02	2.326	No
0.01	2.576	No

Constituent: Thallium Analysis Run 3/6/2024 11:54 AM View: Appendix I Mann-Whitney
Plant McIntosh Data: McIntosh LF4 CCR

Sanitas™ v.10.0.16 . UG
Hollow symbols indicate censored values.

Mann-Whitney (Wilcoxon Rank Sum)

GWC-21

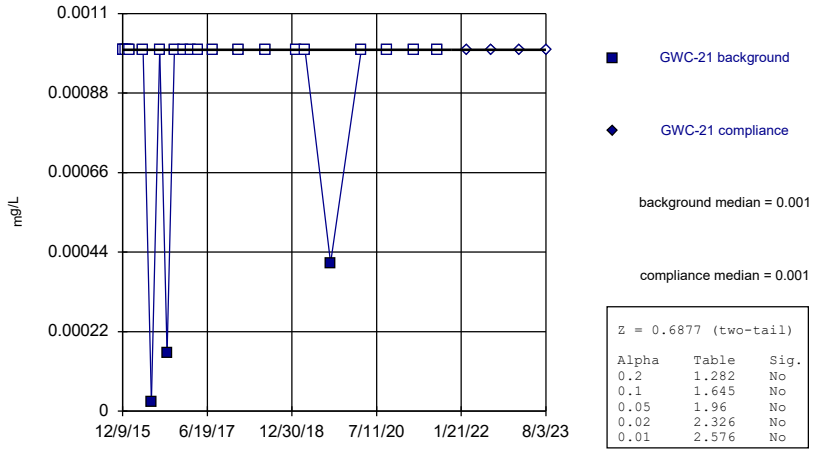

Z = 0.6877 (two-tail)

Alpha	Table	Sig.
0.2	1.282	No
0.1	1.645	No
0.05	1.96	No
0.02	2.326	No
0.01	2.576	No

Constituent: Thallium Analysis Run 3/6/2024 11:54 AM View: Appendix I Mann-Whitney
Plant McIntosh Data: McIntosh LF4 CCR

Sanitas™ v.10.0.16 . UG
Hollow symbols indicate censored values.

Mann-Whitney (Wilcoxon Rank Sum)

GWC-23

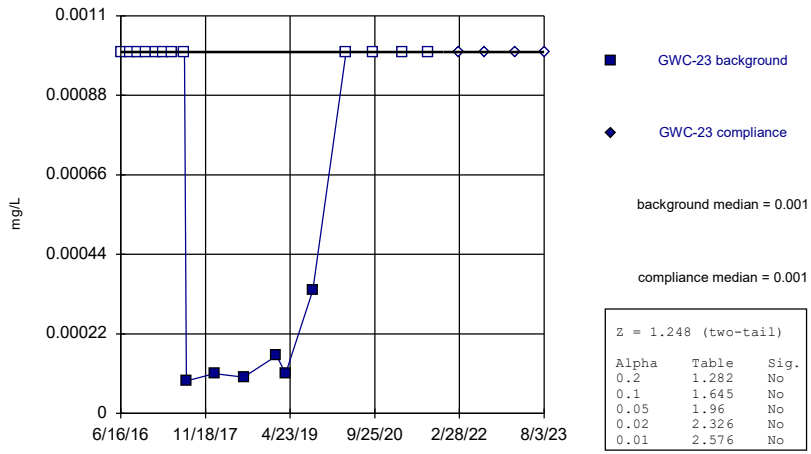

Constituent: Thallium Analysis Run 3/6/2024 11:54 AM View: Appendix I Mann-Whitney
Plant McIntosh Data: McIntosh LF4 CCR

Sanitas™ v.10.0.16 . UG
Hollow symbols indicate censored values.

Mann-Whitney (Wilcoxon Rank Sum)

GWC-9

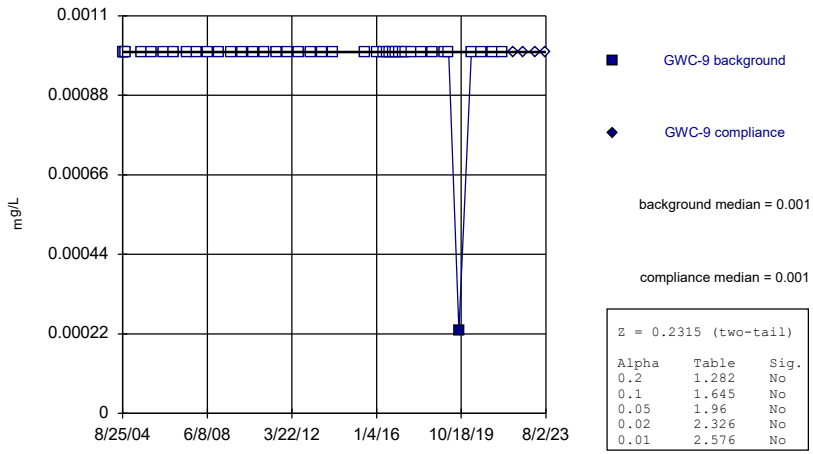

Constituent: Thallium Analysis Run 3/6/2024 11:54 AM View: Appendix I Mann-Whitney
Plant McIntosh Data: McIntosh LF4 CCR

Sanitas™ v.10.0.16 . UG
Hollow symbols indicate censored values.

Mann-Whitney (Wilcoxon Rank Sum)

GWA-13 (bg)

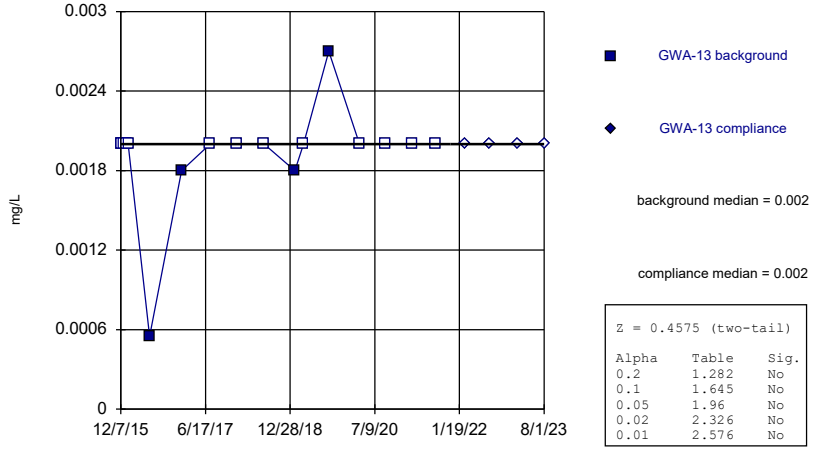

Constituent: Vanadium Analysis Run 3/6/2024 11:54 AM View: Appendix I Mann-Whitney
Plant McIntosh Data: McIntosh LF4 CCR

Sanitas™ v.10.0.16 . UG
Hollow symbols indicate censored values.

Mann-Whitney (Wilcoxon Rank Sum)

GWA-14 (bg)

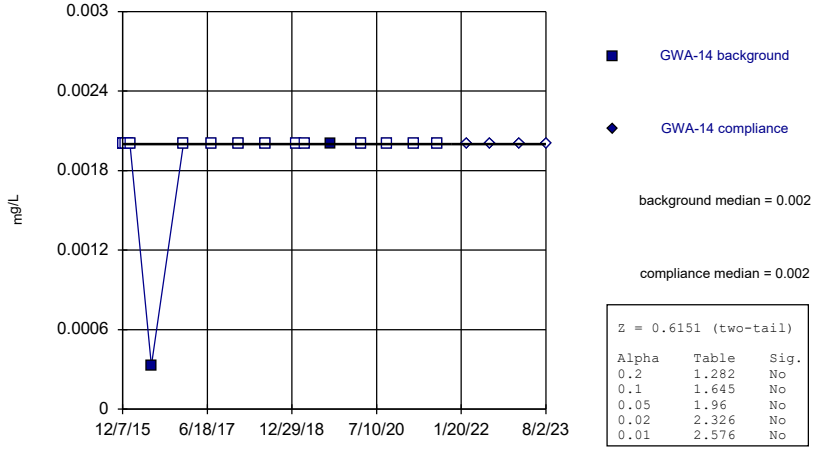

Constituent: Vanadium Analysis Run 3/6/2024 11:54 AM View: Appendix I Mann-Whitney
Plant McIntosh Data: McIntosh LF4 CCR

Sanitas™ v.10.0.16 . UG
Hollow symbols indicate censored values.

Mann-Whitney (Wilcoxon Rank Sum)

GWA-15 (bg)

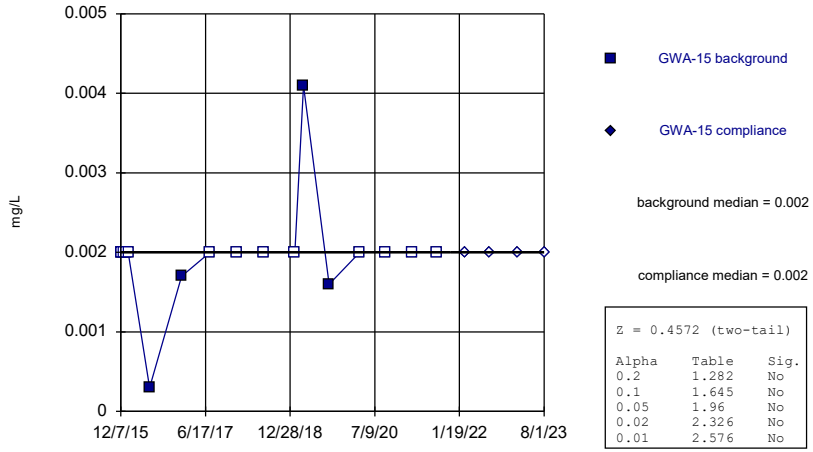

Z = 0.4572 (two-tail)

Alpha	Table	Sig.
0.2	1.282	No
0.1	1.645	No
0.05	1.96	No
0.02	2.326	No
0.01	2.576	No

Constituent: Vanadium Analysis Run 3/6/2024 11:54 AM View: Appendix I Mann-Whitney
Plant McIntosh Data: McIntosh LF4 CCR

Sanitas™ v.10.0.16 . UG
Hollow symbols indicate censored values.

Mann-Whitney (Wilcoxon Rank Sum)

GWA-16 (bg)

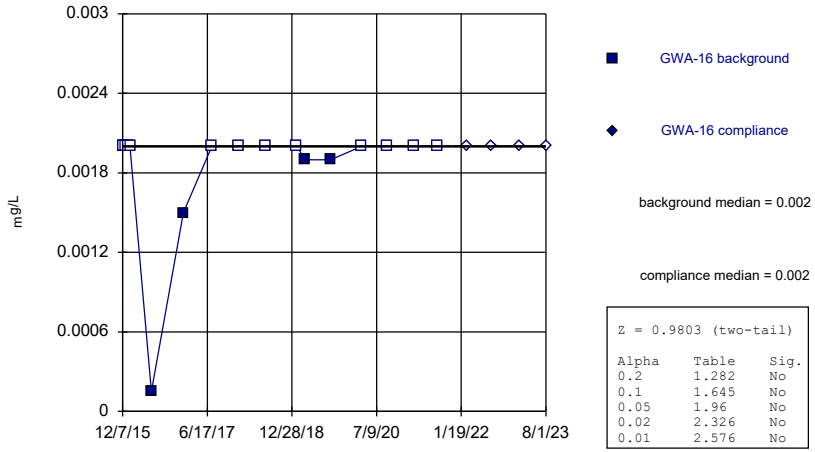

Z = 0.9803 (two-tail)

Alpha	Table	Sig.
0.2	1.282	No
0.1	1.645	No
0.05	1.96	No
0.02	2.326	No
0.01	2.576	No

Constituent: Vanadium Analysis Run 3/6/2024 11:54 AM View: Appendix I Mann-Whitney
Plant McIntosh Data: McIntosh LF4 CCR

Sanitas™ v.10.0.16 . UG
Hollow symbols indicate censored values.

Mann-Whitney (Wilcoxon Rank Sum)

GWA-2 (bg)

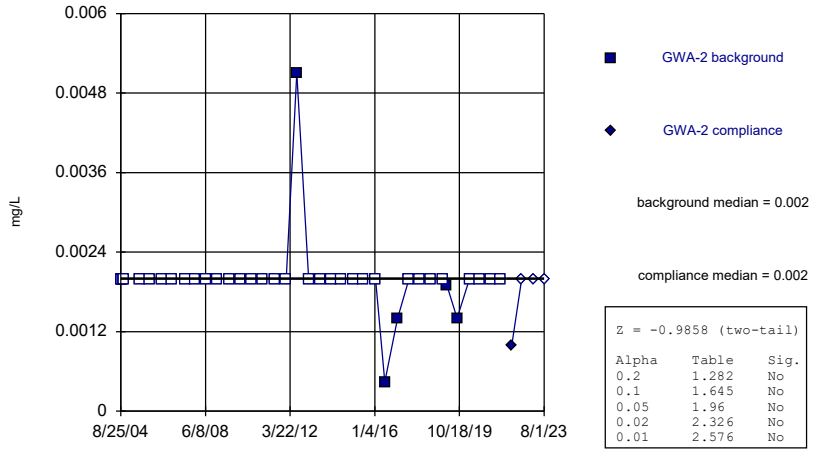

Z = -0.9858 (two-tail)

Alpha	Table	Sig.
0.2	1.282	No
0.1	1.645	No
0.05	1.96	No
0.02	2.326	No
0.01	2.576	No

Constituent: Vanadium Analysis Run 3/6/2024 11:54 AM View: Appendix I Mann-Whitney
Plant McIntosh Data: McIntosh LF4 CCR

Sanitas™ v.10.0.16 . UG
Hollow symbols indicate censored values.

Mann-Whitney (Wilcoxon Rank Sum)

GWA-3 (bg)

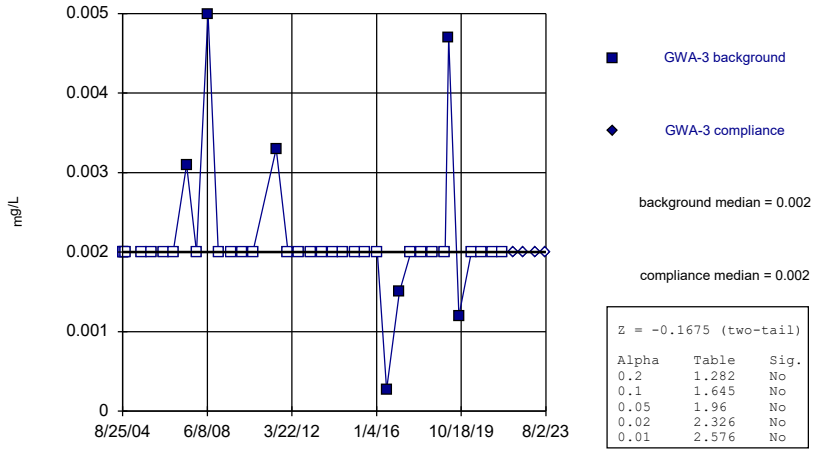

Z = -0.1675 (two-tail)

Alpha	Table	Sig.
0.2	1.282	No
0.1	1.645	No
0.05	1.96	No
0.02	2.326	No
0.01	2.576	No

Constituent: Vanadium Analysis Run 3/6/2024 11:54 AM View: Appendix I Mann-Whitney
Plant McIntosh Data: McIntosh LF4 CCR

Sanitas™ v.10.0.16 . UG
Hollow symbols indicate censored values.

Mann-Whitney (Wilcoxon Rank Sum)

GWA-4A (bg)

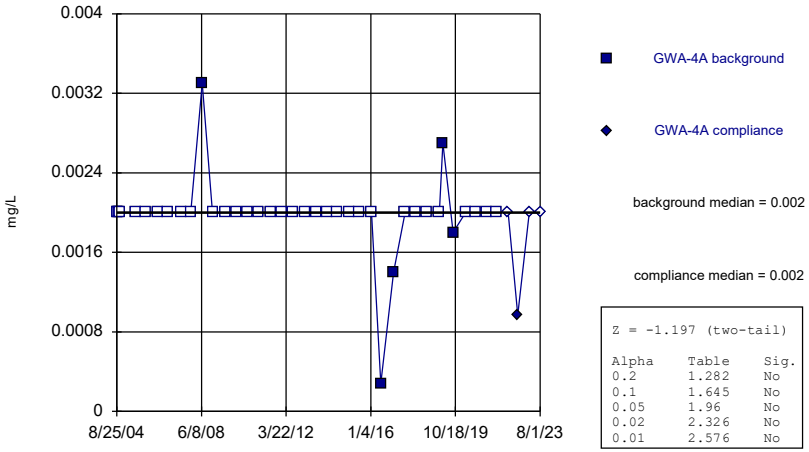

Z = -1.197 (two-tail)

Alpha	Table	Sig.
0.2	1.282	No
0.1	1.645	No
0.05	1.96	No
0.02	2.326	No
0.01	2.576	No

Constituent: Vanadium Analysis Run 3/6/2024 11:54 AM View: Appendix I Mann-Whitney
Plant McIntosh Data: McIntosh LF4 CCR

Sanitas™ v.10.0.16 . UG
Hollow symbols indicate censored values.

Mann-Whitney (Wilcoxon Rank Sum)

GWA-5 (bg)

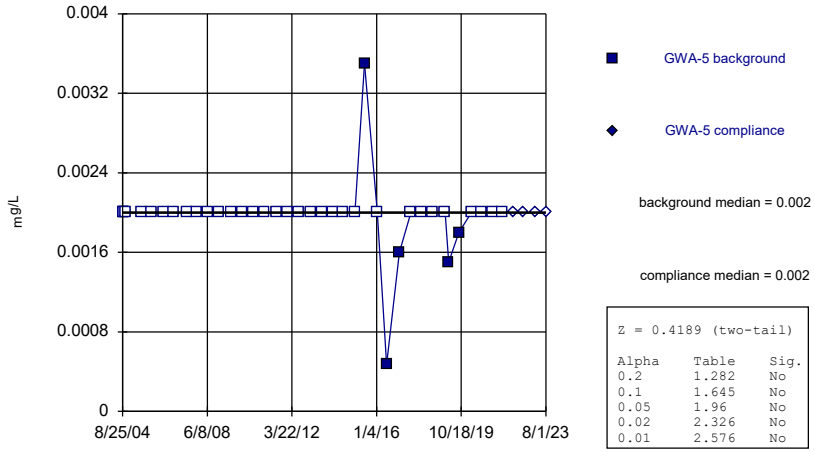

Z = 0.4189 (two-tail)

Alpha	Table	Sig.
0.2	1.282	No
0.1	1.645	No
0.05	1.96	No
0.02	2.326	No
0.01	2.576	No

Constituent: Vanadium Analysis Run 3/6/2024 11:54 AM View: Appendix I Mann-Whitney
Plant McIntosh Data: McIntosh LF4 CCR

Sanitas™ v.10.0.16 . UG
Hollow symbols indicate censored values.

Mann-Whitney (Wilcoxon Rank Sum)

GWC-1

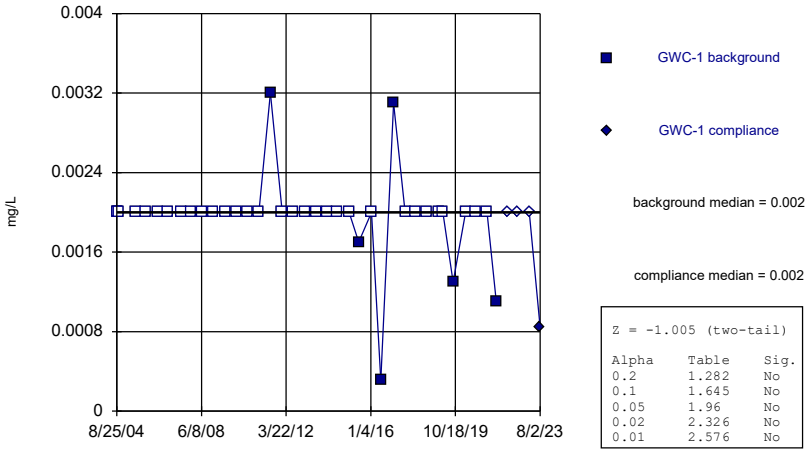

Z = -1.005 (two-tail)

Alpha	Table	Sig.
0.2	1.282	No
0.1	1.645	No
0.05	1.96	No
0.02	2.326	No
0.01	2.576	No

Constituent: Vanadium Analysis Run 3/6/2024 11:54 AM View: Appendix I Mann-Whitney
Plant McIntosh Data: McIntosh LF4 CCR

Sanitas™ v.10.0.16 . UG
Hollow symbols indicate censored values.

Mann-Whitney (Wilcoxon Rank Sum)

GWC-10

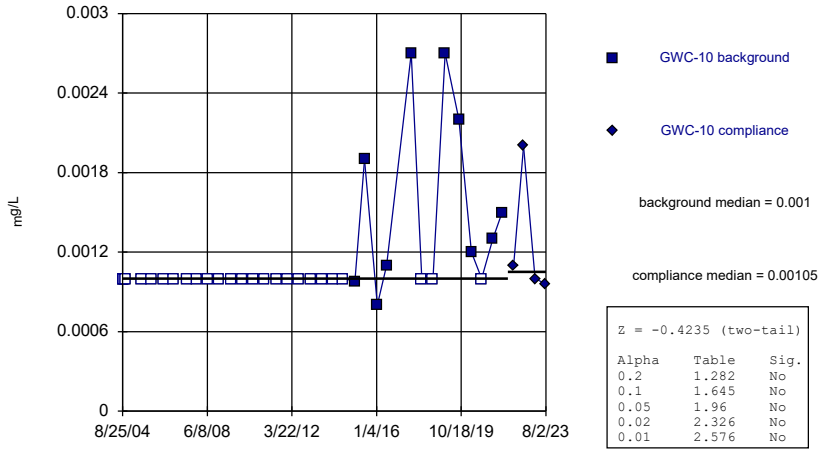

Z = -0.4235 (two-tail)

Alpha	Table	Sig.
0.2	1.282	No
0.1	1.645	No
0.05	1.96	No
0.02	2.326	No
0.01	2.576	No

Constituent: Vanadium Analysis Run 3/6/2024 11:54 AM View: Appendix I Mann-Whitney
Plant McIntosh Data: McIntosh LF4 CCR

Sanitas™ v.10.0.16 . UG
Hollow symbols indicate censored values.

Mann-Whitney (Wilcoxon Rank Sum)

GWC-11

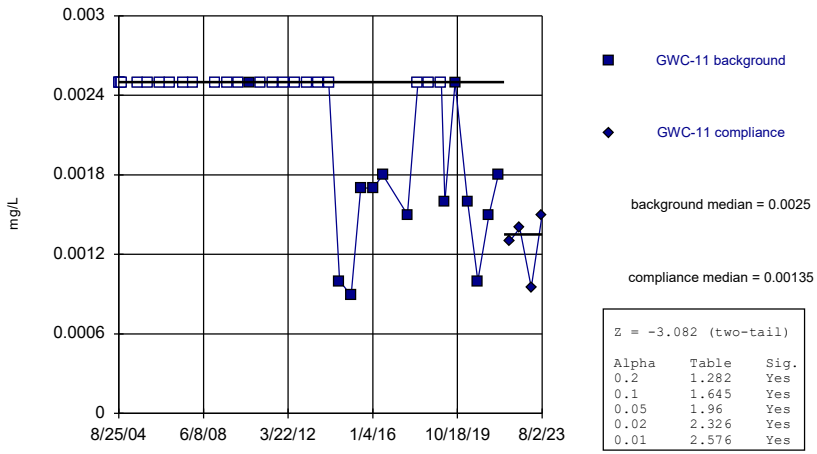

Z = -3.082 (two-tail)

Alpha	Table	Sig.
0.2	1.282	Yes
0.1	1.645	Yes
0.05	1.96	Yes
0.02	2.326	Yes
0.01	2.576	Yes

Constituent: Vanadium Analysis Run 3/6/2024 11:55 AM View: Appendix I Mann-Whitney
Plant McIntosh Data: McIntosh LF4 CCR

Sanitas™ v.10.0.16 . UG
Hollow symbols indicate censored values.

Mann-Whitney (Wilcoxon Rank Sum)

GWC-12

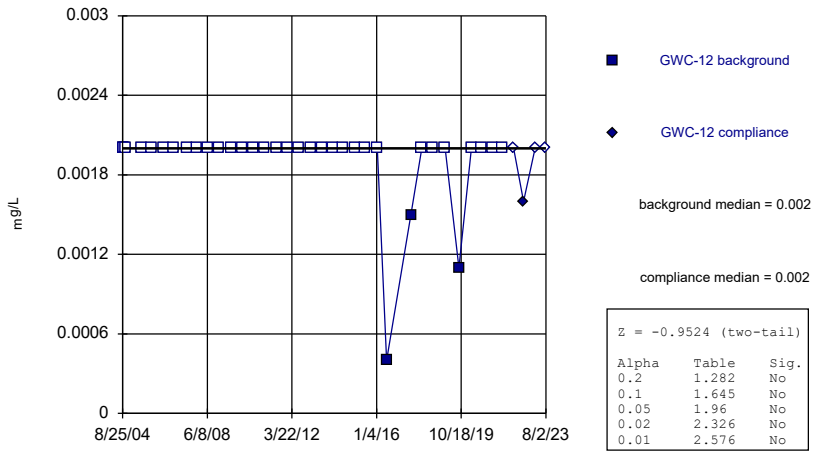

Z = -0.9524 (two-tail)

Alpha	Table	Sig.
0.2	1.282	No
0.1	1.645	No
0.05	1.96	No
0.02	2.326	No
0.01	2.576	No

Constituent: Vanadium Analysis Run 3/6/2024 11:55 AM View: Appendix I Mann-Whitney
Plant McIntosh Data: McIntosh LF4 CCR

Sanitas™ v.10.0.16 . UG
Hollow symbols indicate censored values.

Mann-Whitney (Wilcoxon Rank Sum)

GWC-17 (bg)

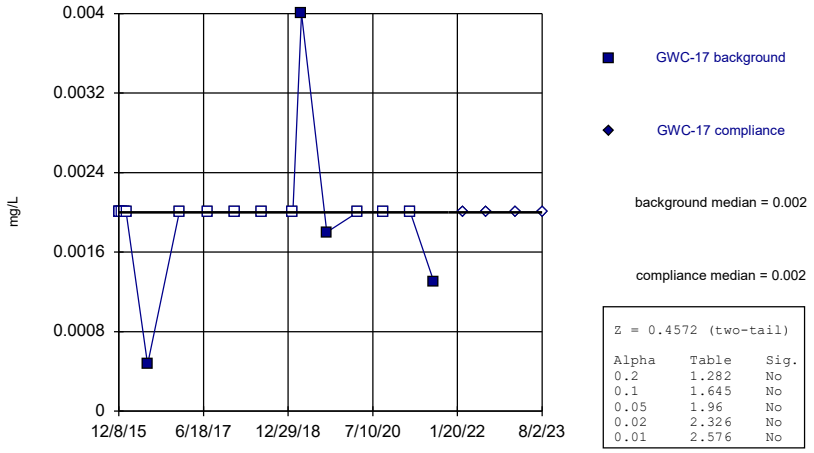

Z = 0.4572 (two-tail)

Alpha	Table	Sig.
0.2	1.282	No
0.1	1.645	No
0.05	1.96	No
0.02	2.326	No
0.01	2.576	No

Constituent: Vanadium Analysis Run 3/6/2024 11:55 AM View: Appendix I Mann-Whitney
Plant McIntosh Data: McIntosh LF4 CCR

Sanitas™ v.10.0.16 . UG

Mann-Whitney (Wilcoxon Rank Sum)

GWC-18 (bg)

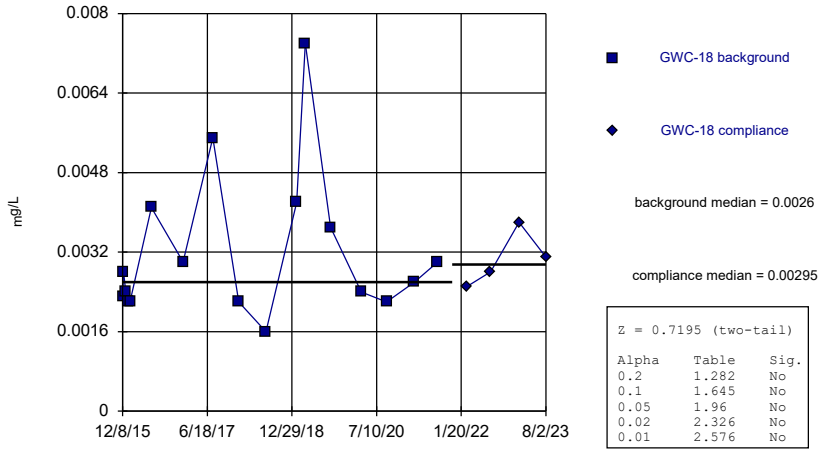

Z = 0.7195 (two-tail)

Alpha	Table	Sig.
0.2	1.282	No
0.1	1.645	No
0.05	1.96	No
0.02	2.326	No
0.01	2.576	No

Constituent: Vanadium Analysis Run 3/6/2024 11:55 AM View: Appendix I Mann-Whitney
Plant McIntosh Data: McIntosh LF4 CCR

Sanitas™ v.10.0.16 . UG
Hollow symbols indicate censored values.

Mann-Whitney (Wilcoxon Rank Sum)

GWC-19

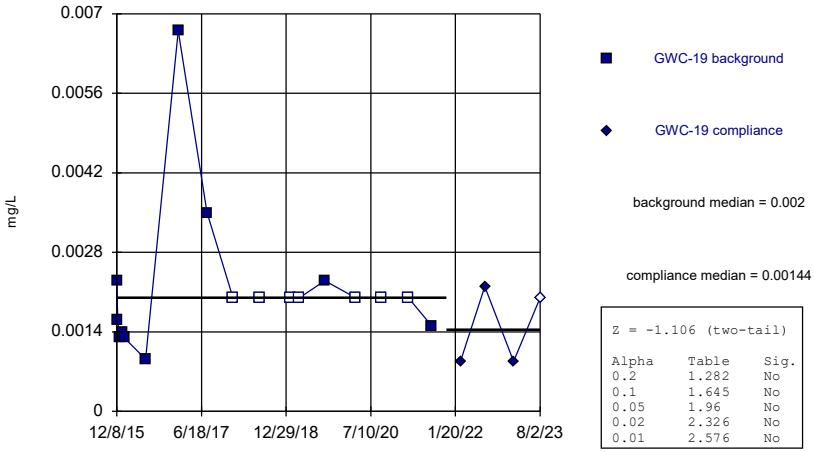

Z = -1.106 (two-tail)

Alpha	Table	Sig.
0.2	1.282	No
0.1	1.645	No
0.05	1.96	No
0.02	2.326	No
0.01	2.576	No

Constituent: Vanadium Analysis Run 3/6/2024 11:55 AM View: Appendix I Mann-Whitney
Plant McIntosh Data: McIntosh LF4 CCR

Sanitas™ v.10.0.16 . UG
Hollow symbols indicate censored values.

Mann-Whitney (Wilcoxon Rank Sum)

GWC-20

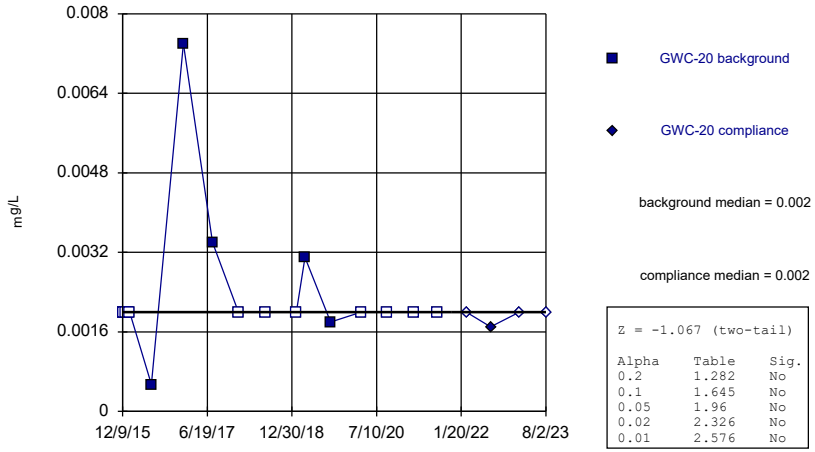

Z = -1.067 (two-tail)

Alpha	Table	Sig.
0.2	1.282	No
0.1	1.645	No
0.05	1.96	No
0.02	2.326	No
0.01	2.576	No

Constituent: Vanadium Analysis Run 3/6/2024 11:55 AM View: Appendix I Mann-Whitney
Plant McIntosh Data: McIntosh LF4 CCR

Sanitas™ v.10.0.16 . UG
Hollow symbols indicate censored values.

Mann-Whitney (Wilcoxon Rank Sum)

GWC-21

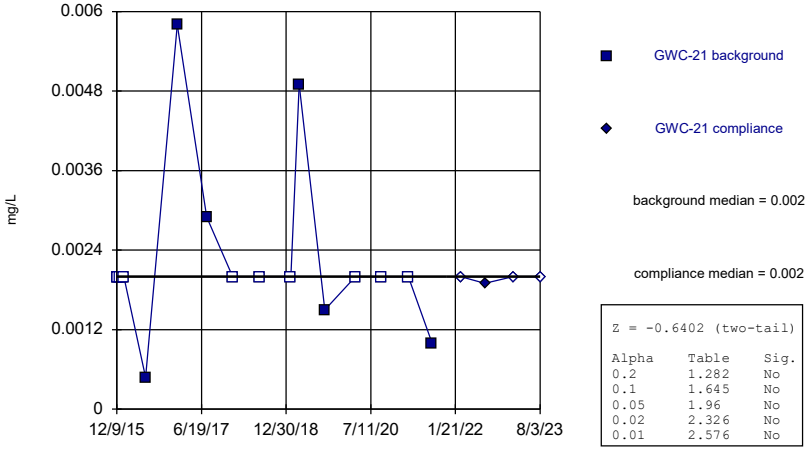

Z = -0.6402 (two-tail)

Alpha	Table	Sig.
0.2	1.282	No
0.1	1.645	No
0.05	1.96	No
0.02	2.326	No
0.01	2.576	No

Constituent: Vanadium Analysis Run 3/6/2024 11:55 AM View: Appendix I Mann-Whitney
Plant McIntosh Data: McIntosh LF4 CCR

Sanitas™ v.10.0.16 . UG
Hollow symbols indicate censored values.

Mann-Whitney (Wilcoxon Rank Sum)

GWC-23

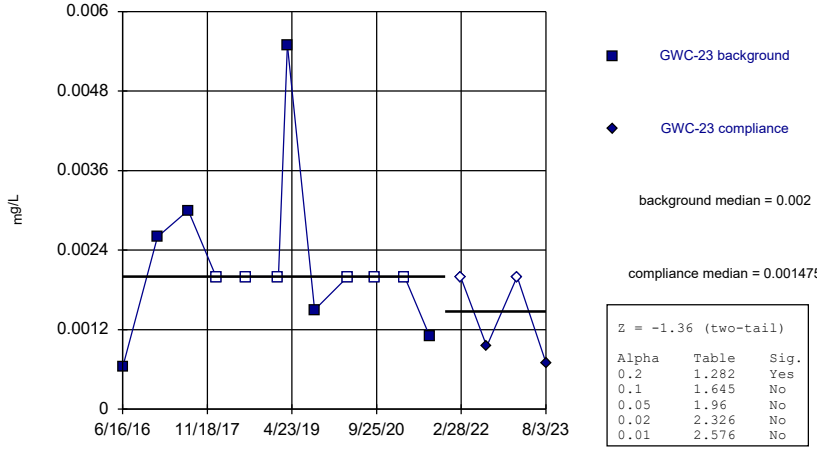

Z = -1.36 (two-tail)

Alpha	Table	Sig.
0.2	1.282	Yes
0.1	1.645	No
0.05	1.96	No
0.02	2.326	No
0.01	2.576	No

Constituent: Vanadium Analysis Run 3/6/2024 11:55 AM View: Appendix I Mann-Whitney
Plant McIntosh Data: McIntosh LF4 CCR

Sanitas™ v.10.0.16 . UG
Hollow symbols indicate censored values.

Mann-Whitney (Wilcoxon Rank Sum)

GWC-9

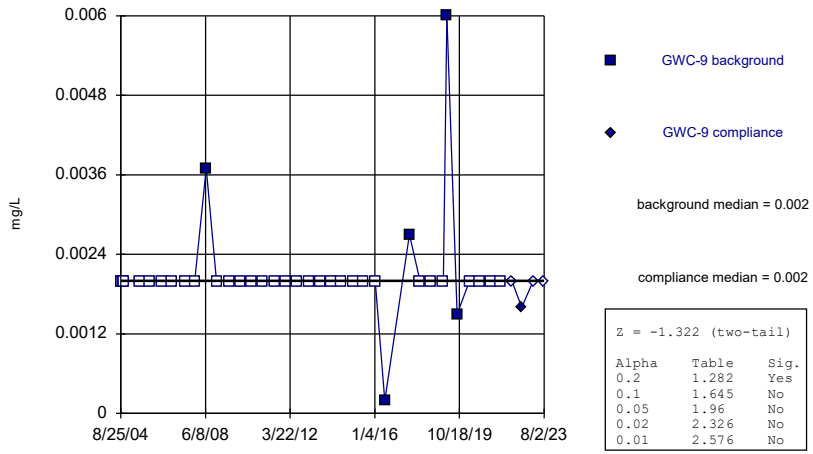

Z = -1.322 (two-tail)

Alpha	Table	Sig.
0.2	1.282	Yes
0.1	1.645	No
0.05	1.96	No
0.02	2.326	No
0.01	2.576	No

Constituent: Vanadium Analysis Run 3/6/2024 11:55 AM View: Appendix I Mann-Whitney
Plant McIntosh Data: McIntosh LF4 CCR

Sanitas™ v.10.0.16 . UG
Hollow symbols indicate censored values.

Mann-Whitney (Wilcoxon Rank Sum)

GWA-13 (bg)

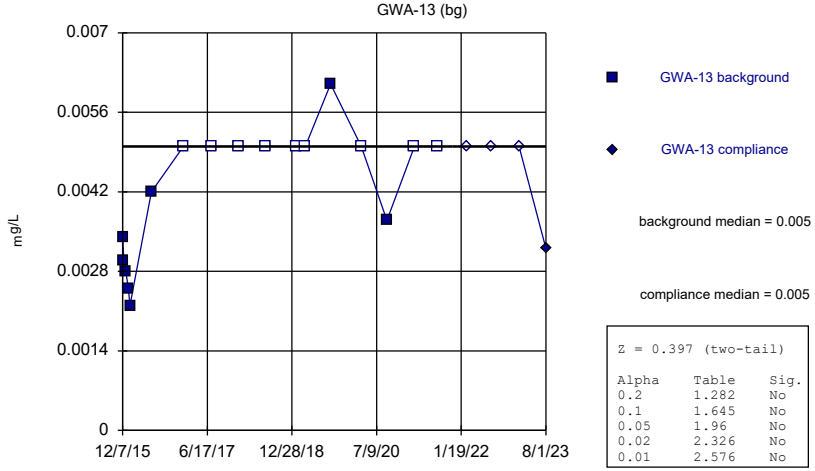

Z = 0.397 (two-tail)

Alpha	Table	Sig.
0.2	1.282	No
0.1	1.645	No
0.05	1.96	No
0.02	2.326	No
0.01	2.576	No

Constituent: Zinc Analysis Run 3/6/2024 11:55 AM View: Appendix I Mann-Whitney
Plant McIntosh Data: McIntosh LF4 CCR

Sanitas™ v.10.0.16 . UG
Hollow symbols indicate censored values.

Mann-Whitney (Wilcoxon Rank Sum)

GWA-14 (bg)

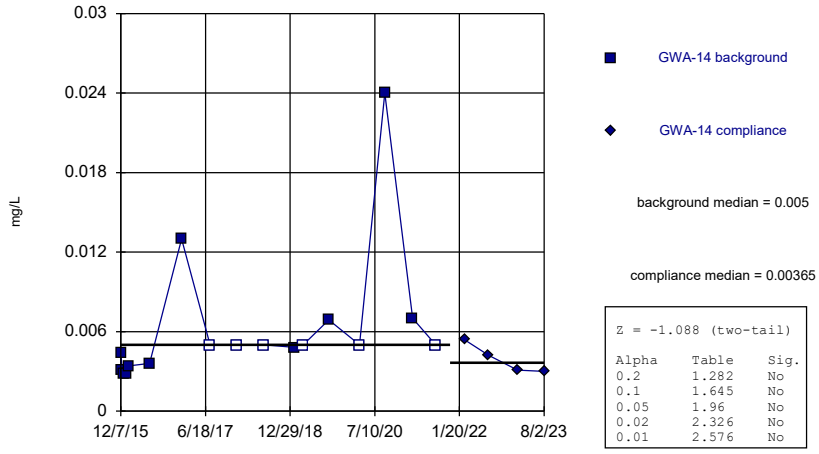

Z = -1.088 (two-tail)

Alpha	Table	Sig.
0.2	1.282	No
0.1	1.645	No
0.05	1.96	No
0.02	2.326	No
0.01	2.576	No

Constituent: Zinc Analysis Run 3/6/2024 11:55 AM View: Appendix I Mann-Whitney
Plant McIntosh Data: McIntosh LF4 CCR

Sanitas™ v.10.0.16 . UG
Hollow symbols indicate censored values.

Mann-Whitney (Wilcoxon Rank Sum)

GWA-15 (bg)

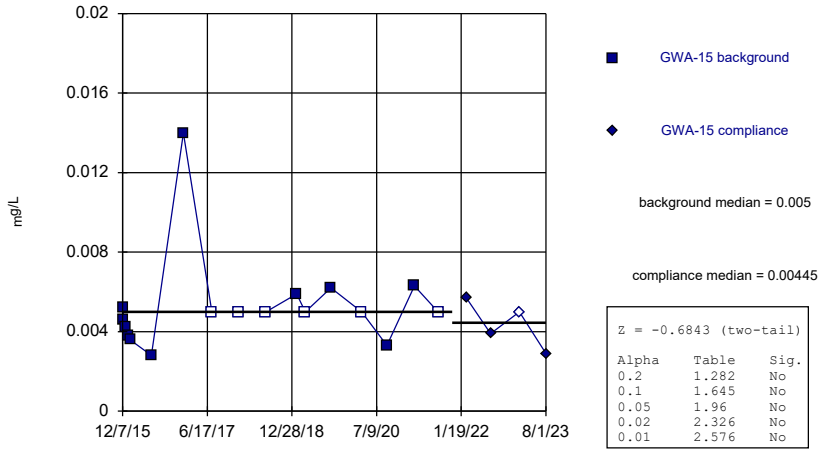

Z = -0.6843 (two-tail)

Alpha	Table	Sig.
0.2	1.282	No
0.1	1.645	No
0.05	1.96	No
0.02	2.326	No
0.01	2.576	No

Constituent: Zinc Analysis Run 3/6/2024 11:55 AM View: Appendix I Mann-Whitney
Plant McIntosh Data: McIntosh LF4 CCR

Sanitas™ v.10.0.16 . UG
Hollow symbols indicate censored values.

Mann-Whitney (Wilcoxon Rank Sum)

GWA-16 (bg)

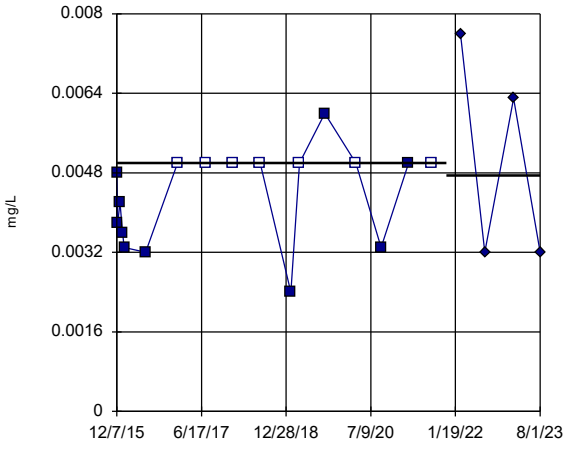

GWA-16 background

GWA-16 compliance

background median = 0.005

compliance median = 0.00475

Z = 0.2285 (two-tail)

Alpha	Table	Sig.
0.2	1.282	No
0.1	1.645	No
0.05	1.96	No
0.02	2.326	No
0.01	2.576	No

Constituent: Zinc Analysis Run 3/6/2024 11:55 AM View: Appendix I Mann-Whitney
Plant McIntosh Data: McIntosh LF4 CCR

Sanitas™ v.10.0.16 . UG
Hollow symbols indicate censored values.

Mann-Whitney (Wilcoxon Rank Sum)

GWA-2 (bg)

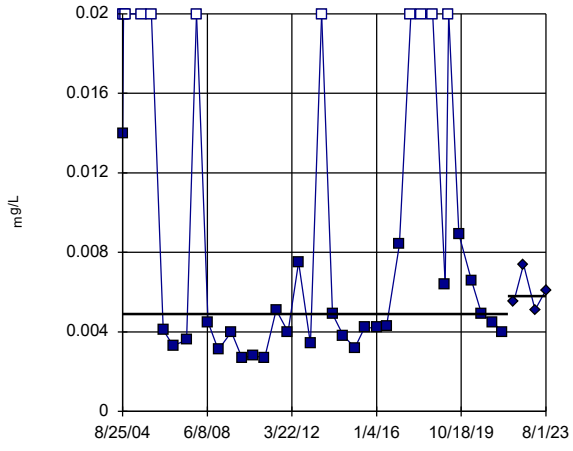

GWA-2 background

GWA-2 compliance

background median = 0.0049

compliance median = 0.0058

Z = 0.3893 (two-tail)

Alpha	Table	Sig.
0.2	1.282	No
0.1	1.645	No
0.05	1.96	No
0.02	2.326	No
0.01	2.576	No

Constituent: Zinc Analysis Run 3/6/2024 11:55 AM View: Appendix I Mann-Whitney
Plant McIntosh Data: McIntosh LF4 CCR

Sanitas™ v.10.0.16 . UG
Hollow symbols indicate censored values.

Mann-Whitney (Wilcoxon Rank Sum)

GWA-3 (bg)

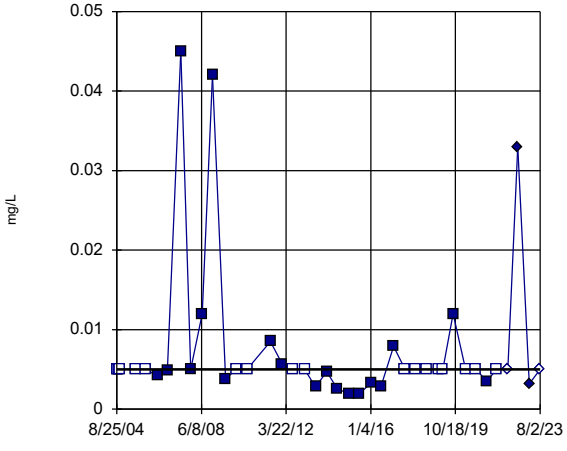

GWA-3 background

GWA-3 compliance

background median = 0.005

compliance median = 0.005

Z = 0.257 (two-tail)

Alpha	Table	Sig.
0.2	1.282	No
0.1	1.645	No
0.05	1.96	No
0.02	2.326	No
0.01	2.576	No

Constituent: Zinc Analysis Run 3/6/2024 11:55 AM View: Appendix I Mann-Whitney
Plant McIntosh Data: McIntosh LF4 CCR

Sanitas™ v.10.0.16 . UG
Hollow symbols indicate censored values.

Mann-Whitney (Wilcoxon Rank Sum)

GWA-4A (bg)

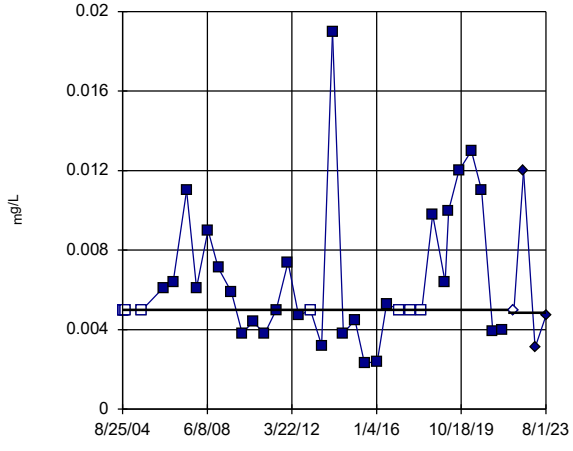

GWA-4A background

GWA-4A compliance

background median = 0.005

compliance median = 0.00485

Z = -0.5313 (two-tail)

Alpha	Table	Sig.
0.2	1.282	No
0.1	1.645	No
0.05	1.96	No
0.02	2.326	No
0.01	2.576	No

Constituent: Zinc Analysis Run 3/6/2024 11:55 AM View: Appendix I Mann-Whitney
Plant McIntosh Data: McIntosh LF4 CCR

Sanitas™ v.10.0.16 . UG
Hollow symbols indicate censored values.

Mann-Whitney (Wilcoxon Rank Sum)

GWA-5 (bg)

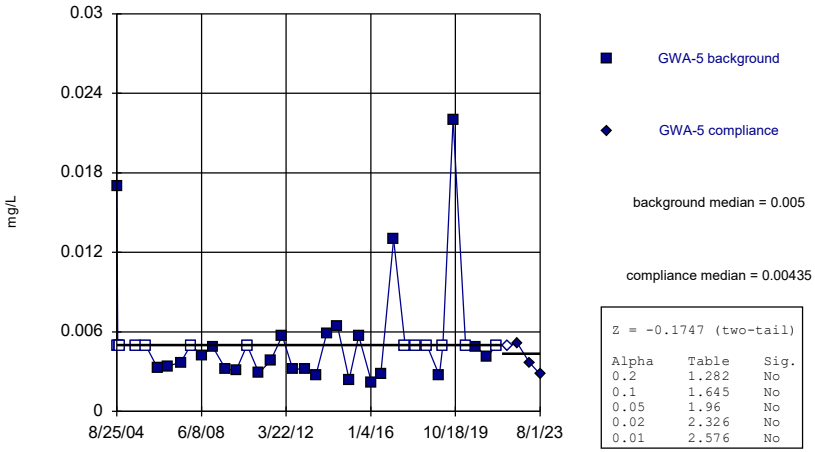

background median = 0.005

compliance median = 0.00435

Z = -0.1747 (two-tail)

Alpha	Table	Sig.
0.2	1.282	No
0.1	1.645	No
0.05	1.96	No
0.02	2.326	No
0.01	2.576	No

Constituent: Zinc Analysis Run 3/6/2024 11:55 AM View: Appendix I Mann-Whitney
Plant McIntosh Data: McIntosh LF4 CCR

Sanitas™ v.10.0.16 . UG
Hollow symbols indicate censored values.

Mann-Whitney (Wilcoxon Rank Sum)

GWC-1

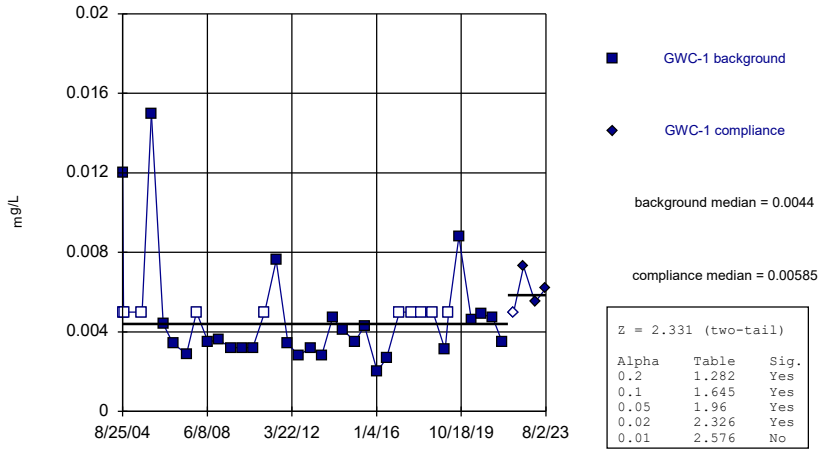

background median = 0.0044

compliance median = 0.00585

Z = 2.331 (two-tail)

Alpha	Table	Sig.
0.2	1.282	Yes
0.1	1.645	Yes
0.05	1.96	Yes
0.02	2.326	Yes
0.01	2.576	No

Constituent: Zinc Analysis Run 3/6/2024 11:55 AM View: Appendix I Mann-Whitney
Plant McIntosh Data: McIntosh LF4 CCR

Sanitas™ v.10.0.16 . UG
Hollow symbols indicate censored values.

Mann-Whitney (Wilcoxon Rank Sum)

GWC-10

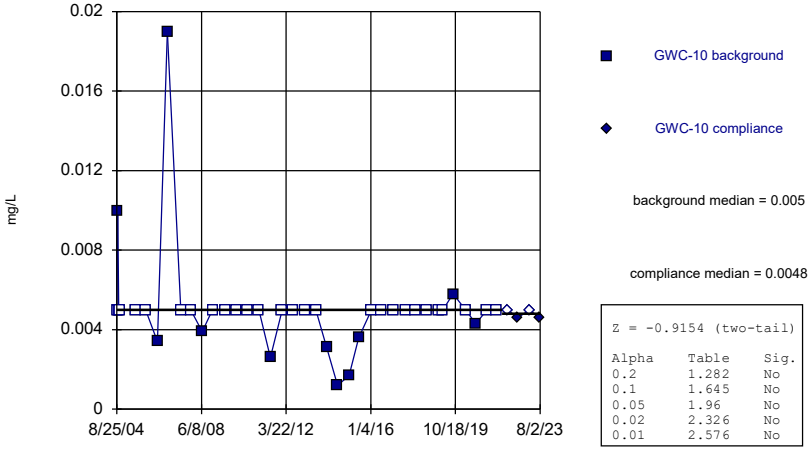

background median = 0.005

compliance median = 0.0048

Z = -0.9154 (two-tail)

Alpha	Table	Sig.
0.2	1.282	No
0.1	1.645	No
0.05	1.96	No
0.02	2.326	No
0.01	2.576	No

Constituent: Zinc Analysis Run 3/6/2024 11:55 AM View: Appendix I Mann-Whitney
Plant McIntosh Data: McIntosh LF4 CCR

Sanitas™ v.10.0.16 . UG
Hollow symbols indicate censored values.

Mann-Whitney (Wilcoxon Rank Sum)

GWC-11

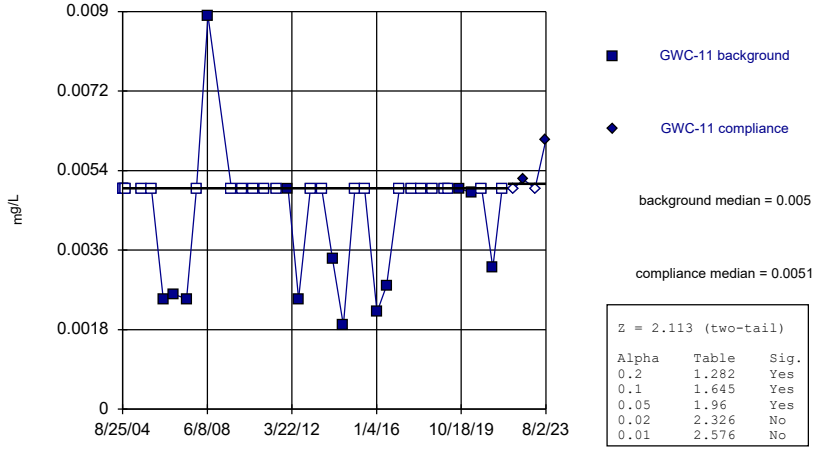

background median = 0.005

compliance median = 0.0051

Z = 2.113 (two-tail)

Alpha	Table	Sig.
0.2	1.282	Yes
0.1	1.645	Yes
0.05	1.96	Yes
0.02	2.326	No
0.01	2.576	No

Constituent: Zinc Analysis Run 3/6/2024 11:55 AM View: Appendix I Mann-Whitney
Plant McIntosh Data: McIntosh LF4 CCR

Sanitas™ v.10.0.16 . UG
Hollow symbols indicate censored values.

Mann-Whitney (Wilcoxon Rank Sum)

GWC-12

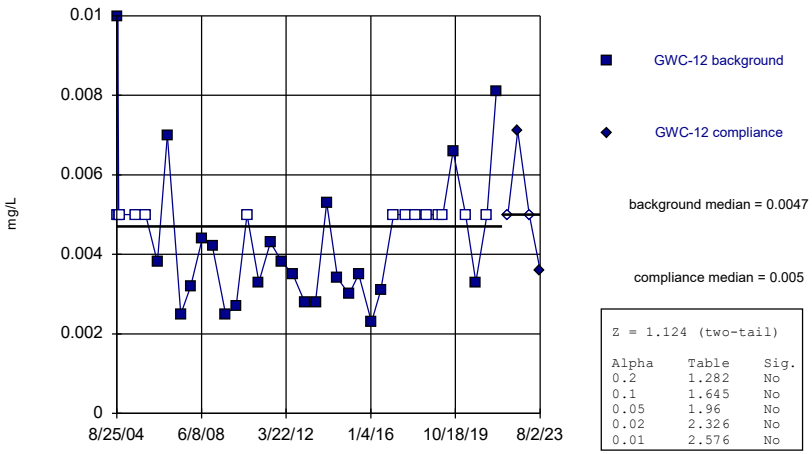

Z = 1.124 (two-tail)

Alpha	Table	Sig.
0.2	1.282	No
0.1	1.645	No
0.05	1.96	No
0.02	2.326	No
0.01	2.576	No

Constituent: Zinc Analysis Run 3/6/2024 11:55 AM View: Appendix I Mann-Whitney
Plant McIntosh Data: McIntosh LF4 CCR

Sanitas™ v.10.0.16 . UG
Hollow symbols indicate censored values.

Mann-Whitney (Wilcoxon Rank Sum)

GWC-17 (bg)

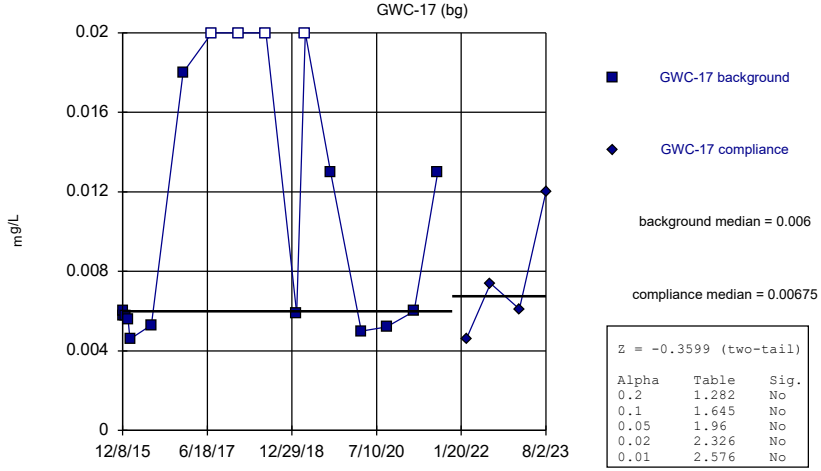

Z = -0.3599 (two-tail)

Alpha	Table	Sig.
0.2	1.282	No
0.1	1.645	No
0.05	1.96	No
0.02	2.326	No
0.01	2.576	No

Constituent: Zinc Analysis Run 3/6/2024 11:55 AM View: Appendix I Mann-Whitney
Plant McIntosh Data: McIntosh LF4 CCR

Sanitas™ v.10.0.16 . UG
Hollow symbols indicate censored values.

Mann-Whitney (Wilcoxon Rank Sum)

GWC-18 (bg)

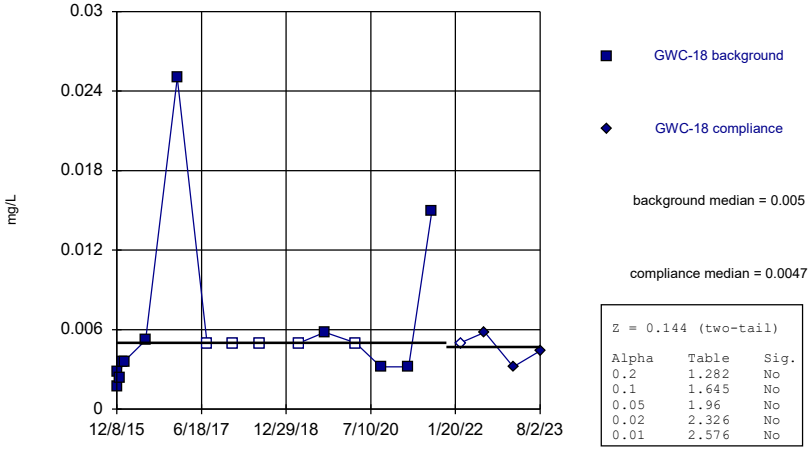

Z = 0.144 (two-tail)

Alpha	Table	Sig.
0.2	1.282	No
0.1	1.645	No
0.05	1.96	No
0.02	2.326	No
0.01	2.576	No

Constituent: Zinc Analysis Run 3/6/2024 11:55 AM View: Appendix I Mann-Whitney
Plant McIntosh Data: McIntosh LF4 CCR

Sanitas™ v.10.0.16 . UG
Hollow symbols indicate censored values.

Mann-Whitney (Wilcoxon Rank Sum)

GWC-19

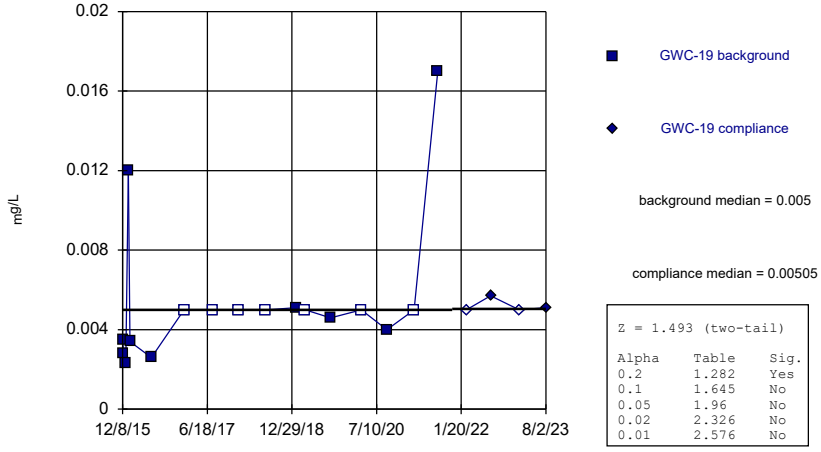

Z = 1.493 (two-tail)

Alpha	Table	Sig.
0.2	1.282	Yes
0.1	1.645	No
0.05	1.96	No
0.02	2.326	No
0.01	2.576	No

Constituent: Zinc Analysis Run 3/6/2024 11:55 AM View: Appendix I Mann-Whitney
Plant McIntosh Data: McIntosh LF4 CCR

Sanitas™ v.10.0.16 . UG
Hollow symbols indicate censored values.

Mann-Whitney (Wilcoxon Rank Sum)

GWC-20

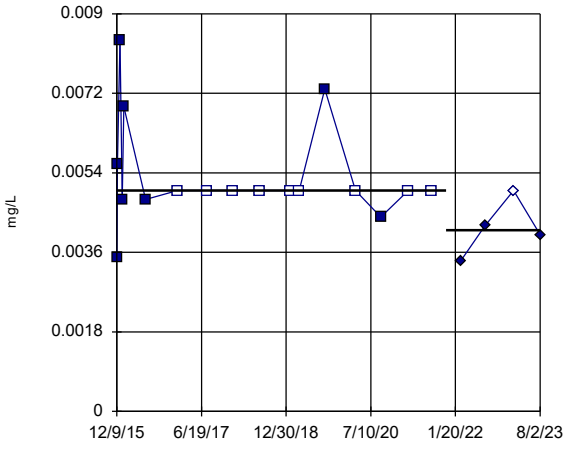

GWC-20 background

GWC-20 compliance

background median = 0.005

compliance median = 0.0041

Z = -2.276 (two-tail)

Alpha	Table	Sig.
0.2	1.282	Yes
0.1	1.645	Yes
0.05	1.96	Yes
0.02	2.326	No
0.01	2.576	No

Constituent: Zinc Analysis Run 3/6/2024 11:55 AM View: Appendix I Mann-Whitney
Plant McIntosh Data: McIntosh LF4 CCR

Sanitas™ v.10.0.16 . UG
Hollow symbols indicate censored values.

Mann-Whitney (Wilcoxon Rank Sum)

GWC-21

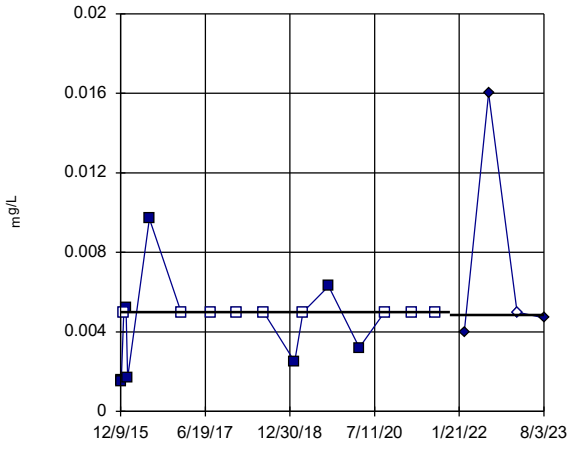

GWC-21 background

GWC-21 compliance

background median = 0.005

compliance median = 0.00485

Z = 0.1896 (two-tail)

Alpha	Table	Sig.
0.2	1.282	No
0.1	1.645	No
0.05	1.96	No
0.02	2.326	No
0.01	2.576	No

Constituent: Zinc Analysis Run 3/6/2024 11:55 AM View: Appendix I Mann-Whitney
Plant McIntosh Data: McIntosh LF4 CCR

Sanitas™ v.10.0.16 . UG
Hollow symbols indicate censored values.

Mann-Whitney (Wilcoxon Rank Sum)

GWC-23

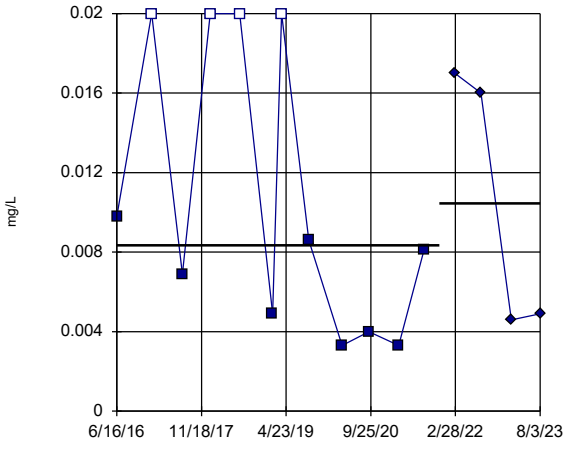

GWC-23 background

GWC-23 compliance

background median = 0.00835

compliance median = 0.01045

Z = -0.2447 (two-tail)

Alpha	Table	Sig.
0.2	1.282	No
0.1	1.645	No
0.05	1.96	No
0.02	2.326	No
0.01	2.576	No

Constituent: Zinc Analysis Run 3/6/2024 11:55 AM View: Appendix I Mann-Whitney
Plant McIntosh Data: McIntosh LF4 CCR

Sanitas™ v.10.0.16 . UG
Hollow symbols indicate censored values.

Mann-Whitney (Wilcoxon Rank Sum)

GWC-9

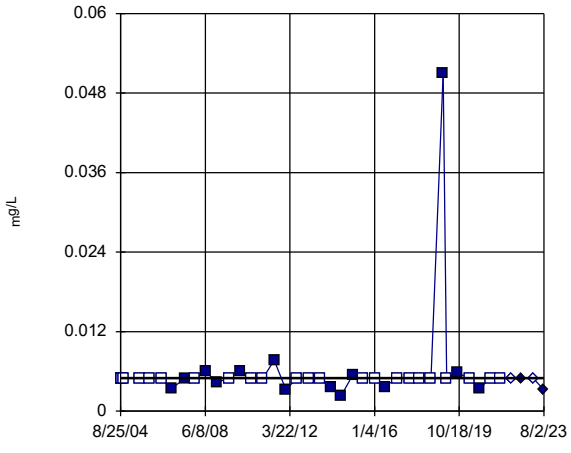

GWC-9 background

GWC-9 compliance

background median = 0.005

compliance median = 0.005

Z = -0.1472 (two-tail)

Alpha	Table	Sig.
0.2	1.282	No
0.1	1.645	No
0.05	1.96	No
0.02	2.326	No
0.01	2.576	No

Constituent: Zinc Analysis Run 3/6/2024 11:55 AM View: Appendix I Mann-Whitney
Plant McIntosh Data: McIntosh LF4 CCR

Mann-Whitney (Wilcoxon Rank Sum)

Constituent: Antimony (mg/L) Analysis Run 3/6/2024 12:02 PM View: Appendix I Mann-Whitney

Plant McIntosh Data: McIntosh LF4 CCR

	GWA-13	GWA-13
12/7/2015	<0.002	
12/15/2015	<0.002	
12/29/2015	<0.002	
1/13/2016	<0.002	
1/25/2016	<0.002	
4/20/2016	<0.002	
6/14/2016	<0.002	
8/9/2016	<0.002	
9/27/2016	<0.002	
11/15/2016	<0.002	
1/12/2017	<0.002	
2/28/2017	<0.002	
4/20/2017	<0.002	
7/18/2017	<0.002	
1/10/2018	<0.002	
7/11/2018	<0.002	
1/29/2019	<0.002	
3/26/2019	<0.002	
9/10/2019	0.00052 (J)	
3/31/2020	<0.002	
9/15/2020	<0.002	
3/16/2021	<0.002	
8/18/2021	<0.002	
2/22/2022		<0.002
8/2/2022		<0.002
2/6/2023		<0.002
8/1/2023		<0.002

ND substitution: RL or RL/2 if <15% NDs.

Mann-Whitney (Wilcoxon Rank Sum)

Constituent: Antimony (mg/L) Analysis Run 3/6/2024 12:02 PM View: Appendix I Mann-Whitney

Plant McIntosh Data: McIntosh LF4 CCR

	GWA-14	GWA-14
12/7/2015	<0.002	
12/15/2015	<0.002	
12/29/2015	<0.002	
1/13/2016	<0.002	
1/25/2016	<0.002	
4/20/2016	<0.002	
6/14/2016	<0.002	
8/9/2016	<0.002	
9/27/2016	<0.002	
11/15/2016	<0.002	
1/11/2017	<0.002	
2/28/2017	<0.002	
4/20/2017	<0.002	
7/19/2017	<0.002	
1/11/2018	<0.002	
7/11/2018	<0.002	
1/29/2019	<0.002	
3/26/2019	<0.002	
9/10/2019	<0.002	
4/1/2020	<0.002	
9/15/2020	0.00039 (J)	
3/16/2021	<0.002	
8/17/2021	<0.002	
2/22/2022		<0.002
8/2/2022		<0.002
2/7/2023		<0.002
8/2/2023		<0.002

ND substitution: RL or RL/2 if <15% NDs.

Mann-Whitney (Wilcoxon Rank Sum)

Constituent: Antimony (mg/L) Analysis Run 3/6/2024 12:02 PM View: Appendix I Mann-Whitney

Plant McIntosh Data: McIntosh LF4 CCR

	GWA-2	GWA-2
8/25/2004	<0.002	
9/11/2004	<0.002	
9/26/2004	<0.002	
10/13/2004	<0.002	
7/11/2005	<0.002	
12/7/2005	<0.002	
6/22/2006	<0.002	
11/28/2006	<0.002	
7/6/2007	<0.002	
12/13/2007	<0.002	
6/20/2008	<0.002	
12/7/2008	<0.002	
7/9/2009	<0.002	
12/28/2009	<0.002	
6/22/2010	<0.002	
1/4/2011	<0.002	
7/9/2011	<0.002	
1/21/2012	<0.002	
7/11/2012	<0.002	
1/20/2013	<0.002	
7/19/2013	<0.002	
1/15/2014	<0.002	
7/11/2014	<0.002 (D)	
1/16/2015	<0.002	
6/20/2015	<0.002	
1/16/2016	<0.002	
4/19/2016	<0.002	
6/14/2016	<0.002	
8/9/2016	<0.002	
9/26/2016	<0.002	
11/15/2016	<0.002	
1/10/2017	<0.002	
2/28/2017	<0.002	
4/19/2017	<0.002	
7/17/2017	<0.002	
1/10/2018	<0.002	
7/11/2018	<0.002	
1/29/2019	<0.002	
3/27/2019	<0.002	
9/11/2019	<0.002	
4/1/2020	0.0004 (J)	
9/15/2020	<0.002	
3/16/2021	<0.002	
8/17/2021	<0.002	
2/22/2022		<0.002
8/2/2022		<0.002
2/7/2023		<0.002
8/1/2023		<0.002

ND substitution: RL or RL/2 if <15% NDs.

Mann-Whitney (Wilcoxon Rank Sum)

Constituent: Antimony (mg/L) Analysis Run 3/6/2024 12:02 PM View: Appendix I Mann-Whitney

Plant McIntosh Data: McIntosh LF4 CCR

	GWA-3	GWA-3
8/25/2004	<0.002	
9/11/2004	<0.002	
9/26/2004	<0.002	
10/13/2004	<0.002	
7/11/2005	<0.002	
12/7/2005	<0.002	
6/22/2006	<0.002	
11/28/2006	<0.002	
7/6/2007	<0.002	
12/13/2007	<0.002	
6/20/2008	<0.002	
12/7/2008	<0.002	
7/9/2009	<0.002	
12/28/2009	<0.002	
6/22/2010	<0.002	
1/5/2011	<0.002	
7/9/2011	<0.002	
1/20/2012	<0.002	
7/11/2012	<0.002	
1/19/2013	<0.002	
7/18/2013	<0.002	
1/15/2014	<0.002	
7/11/2014	<0.002 (D)	
1/15/2015	<0.002	
6/19/2015	<0.002	
1/16/2016	<0.002	
4/19/2016	<0.002	
6/14/2016	<0.002	
8/9/2016	<0.002	
9/27/2016	<0.002	
11/14/2016	<0.002	
1/10/2017	<0.002	
2/28/2017	<0.002	
4/19/2017	<0.002	
7/18/2017	0.0022 (J)	
1/10/2018	<0.002	
7/11/2018	<0.002	
1/29/2019	<0.002	
3/27/2019	<0.002	
9/11/2019	0.00081 (J)	
4/1/2020	<0.002	
9/15/2020	<0.002	
3/16/2021	<0.002	
8/17/2021	<0.002	
2/22/2022		<0.002
8/2/2022		<0.002
2/7/2023		<0.002
8/2/2023		<0.002

ND substitution: RL or RL/2 if <15% NDs.

Mann-Whitney (Wilcoxon Rank Sum)

Constituent: Antimony (mg/L) Analysis Run 3/6/2024 12:02 PM View: Appendix I Mann-Whitney

Plant McIntosh Data: McIntosh LF4 CCR

	GWC-1	GWC-1
8/25/2004	<0.002	
9/11/2004	<0.002	
9/26/2004	<0.002	
7/11/2005	<0.002	
12/7/2005	<0.002	
6/22/2006	<0.002	
11/28/2006	<0.002	
7/6/2007	<0.002	
12/13/2007	<0.002	
6/20/2008	<0.002	
12/7/2008	<0.002	
7/9/2009	<0.002	
12/28/2009	<0.002	
6/22/2010	<0.002	
1/4/2011	<0.002	
7/9/2011	<0.002	
1/21/2012	<0.002	
7/11/2012	<0.002	
1/20/2013	<0.002	
7/19/2013	<0.002	
1/15/2014	<0.002	
7/11/2014	<0.002 (D)	
1/16/2015	<0.002	
6/20/2015	<0.002	
1/16/2016	<0.002	
4/20/2016	<0.002	
6/15/2016	<0.002	
8/10/2016	<0.002	
9/27/2016	<0.002	
11/15/2016	<0.002	
1/12/2017	<0.002	
1/23/2017	<0.002	
3/1/2017	<0.002	
4/20/2017	<0.002	
7/19/2017	<0.002	
1/11/2018	<0.002	
7/12/2018	<0.002	
1/30/2019	<0.002	
3/27/2019	<0.002	
9/11/2019	<0.002	
4/1/2020	<0.002	
9/15/2020	<0.002	
3/16/2021	<0.002	
8/18/2021	<0.002	
2/23/2022		<0.002
8/3/2022		0.00057 (J)
2/7/2023		<0.002
8/2/2023		<0.002

ND substitution: RL or RL/2 if <15% NDs.

Mann-Whitney (Wilcoxon Rank Sum)

Constituent: Antimony (mg/L) Analysis Run 3/6/2024 12:02 PM View: Appendix I Mann-Whitney

Plant McIntosh Data: McIntosh LF4 CCR

	GWC-18	GWC-18
12/8/2015	<0.002	
12/14/2015	<0.002	
12/28/2015	<0.002	
1/14/2016	<0.002	
1/26/2016	<0.002	
4/19/2016	<0.002	
6/16/2016	0.00022 (J)	
8/11/2016	<0.002	
9/28/2016	<0.002	
11/16/2016	<0.002	
1/11/2017	<0.002	
3/1/2017	<0.002	
4/25/2017	<0.002	
7/25/2017	<0.002	
1/12/2018	<0.002	
7/11/2018	<0.002	
1/30/2019	<0.002	
3/27/2019	<0.002	
9/11/2019	<0.002	
4/1/2020	<0.002	
9/15/2020	<0.002	
3/17/2021	<0.002	
8/19/2021	<0.002	
2/23/2022		<0.002
8/2/2022		<0.002
2/7/2023		<0.002
8/2/2023		<0.002

ND substitution: RL or RL/2 if <15% NDs.

Mann-Whitney (Wilcoxon Rank Sum)

Constituent: Arsenic (mg/L) Analysis Run 3/6/2024 12:02 PM View: Appendix I Mann-Whitney

Plant McIntosh Data: McIntosh LF4 CCR

	GWA-13	GWA-13
12/7/2015	<0.001	
12/15/2015	<0.001	
12/29/2015	<0.001	
1/13/2016	<0.001	
1/25/2016	<0.001	
4/20/2016	<0.001	
6/14/2016	<0.001	
8/9/2016	<0.001	
9/27/2016	<0.001	
11/15/2016	<0.001	
1/12/2017	<0.001	
2/28/2017	<0.001	
4/20/2017	<0.001	
7/18/2017	<0.001	
1/10/2018	<0.001	
7/11/2018	<0.001	
1/29/2019	<0.001	
3/26/2019	<0.001	
9/10/2019	0.00076 (J)	
3/31/2020	<0.001	
9/15/2020	<0.001	
3/16/2021	<0.001	
8/18/2021	<0.001	
2/22/2022		<0.001
8/2/2022		<0.001
2/6/2023		<0.001
8/1/2023		<0.001

ND substitution: RL or RL/2 if <15% NDs.

Mann-Whitney (Wilcoxon Rank Sum)

Constituent: Arsenic (mg/L) Analysis Run 3/6/2024 12:02 PM View: Appendix I Mann-Whitney

Plant McIntosh Data: McIntosh LF4 CCR

	GWA-14	GWA-14
12/7/2015	<0.001	
12/15/2015	<0.001	
12/29/2015	<0.001	
1/13/2016	<0.001	
1/25/2016	<0.001	
4/20/2016	<0.001	
6/14/2016	<0.001	
8/9/2016	<0.001	
9/27/2016	<0.001	
11/15/2016	<0.001	
1/11/2017	<0.001	
2/28/2017	<0.001	
4/20/2017	<0.001	
7/19/2017	<0.001	
1/11/2018	<0.001	
7/11/2018	<0.001	
1/29/2019	<0.001	
3/26/2019	<0.001	
9/10/2019	0.00043 (J)	
4/1/2020	<0.001	
9/15/2020	<0.001	
3/16/2021	<0.001	
8/17/2021	<0.001	
2/22/2022		<0.001
8/2/2022		<0.001
2/7/2023		<0.001
8/2/2023		<0.001

ND substitution: RL or RL/2 if <15% NDs.

Mann-Whitney (Wilcoxon Rank Sum)

Constituent: Arsenic (mg/L) Analysis Run 3/6/2024 12:02 PM View: Appendix I Mann-Whitney

Plant McIntosh Data: McIntosh LF4 CCR

	GWA-15	GWA-15
12/7/2015	<0.001	
12/15/2015	<0.001	
12/28/2015	<0.001	
1/13/2016	<0.001	
1/25/2016	<0.001	
4/21/2016	<0.001	
6/15/2016	<0.001	
8/9/2016	<0.001	
9/27/2016	<0.001	
11/15/2016	<0.001	
1/11/2017	<0.001	
2/28/2017	<0.001	
4/20/2017	<0.001	
7/19/2017	0.00056 (J)	
1/11/2018	<0.001	
7/11/2018	<0.001	
1/29/2019	<0.001	
3/26/2019	0.00075	
9/11/2019	0.00033 (J)	
4/1/2020	<0.001	
9/15/2020	<0.001	
3/17/2021	<0.001	
8/19/2021	<0.001	
2/22/2022		<0.001
8/2/2022		<0.001
2/7/2023		<0.001
8/1/2023		<0.001

ND substitution: RL or RL/2 if <15% NDs.

Mann-Whitney (Wilcoxon Rank Sum)

Constituent: Arsenic (mg/L) Analysis Run 3/6/2024 12:02 PM View: Appendix I Mann-Whitney

Plant McIntosh Data: McIntosh LF4 CCR

	GWA-16	GWA-16
12/7/2015	<0.001	
12/14/2015	<0.001	
12/28/2015	<0.001	
1/13/2016	<0.001	
1/25/2016	<0.001	
4/20/2016	<0.001	
6/15/2016	<0.001	
8/9/2016	<0.001	
9/27/2016	<0.001	
11/15/2016	<0.001	
1/11/2017	<0.001	
3/1/2017	<0.001	
4/20/2017	<0.001	
7/19/2017	<0.001	
1/11/2018	<0.001	
7/11/2018	<0.001	
1/29/2019	<0.001	
3/26/2019	<0.001	
9/10/2019	0.00036 (J)	
4/1/2020	<0.001	
9/15/2020	<0.001	
3/16/2021	<0.001	
8/17/2021	<0.001	
2/22/2022		<0.001
8/2/2022		<0.001
2/7/2023		<0.001
8/1/2023		<0.001

ND substitution: RL or RL/2 if <15% NDs.

Mann-Whitney (Wilcoxon Rank Sum)

Constituent: Arsenic (mg/L) Analysis Run 3/6/2024 12:02 PM View: Appendix I Mann-Whitney

Plant McIntosh Data: McIntosh LF4 CCR

	GWA-3	GWA-3
8/25/2004	<0.001	
9/11/2004	<0.001	
9/26/2004	<0.001	
10/13/2004	<0.001	
7/11/2005	<0.001	
12/7/2005	<0.001	
6/22/2006	<0.001	
11/28/2006	<0.001	
7/6/2007	<0.001	
12/13/2007	<0.001	
6/20/2008	<0.001	
12/7/2008	<0.001	
7/9/2009	<0.001	
12/28/2009	<0.001	
6/22/2010	<0.001	
1/5/2011	0.0089 (o)	
7/9/2011	<0.001	
1/20/2012	<0.001	
7/11/2012	<0.001	
1/19/2013	<0.001	
7/18/2013	<0.001	
1/15/2014	<0.001	
7/11/2014	<0.001	
1/15/2015	<0.001	
6/19/2015	<0.001	
1/16/2016	<0.001	
4/19/2016	<0.001	
6/14/2016	<0.001	
8/9/2016	<0.001	
9/27/2016	<0.001	
11/14/2016	<0.001	
1/10/2017	<0.001	
2/28/2017	0.00061 (J)	
4/19/2017	0.00069 (J)	
7/18/2017	<0.001	
1/10/2018	<0.001	
7/11/2018	<0.001	
1/29/2019	<0.001	
3/27/2019	0.0011	
9/11/2019	<0.001	
4/1/2020	<0.001	
9/15/2020	<0.001	
3/16/2021	<0.001	
8/17/2021	<0.001	
2/22/2022		<0.001
8/2/2022		<0.001
2/7/2023		<0.001
8/2/2023		<0.001

ND substitution: RL or RL/2 if <15% NDs.

Mann-Whitney (Wilcoxon Rank Sum)

Constituent: Arsenic (mg/L) Analysis Run 3/6/2024 12:02 PM View: Appendix I Mann-Whitney

Plant McIntosh Data: McIntosh LF4 CCR

	GWA-4A	GWA-4A
8/25/2004	<0.001	
9/11/2004	<0.001	
9/26/2004	<0.001	
10/13/2004	<0.001	
7/11/2005	<0.001	
12/7/2005	<0.001	
6/22/2006	<0.001	
11/28/2006	<0.001	
7/6/2007	<0.001	
12/13/2007	<0.001	
6/20/2008	<0.001	
12/7/2008	<0.001	
7/9/2009	<0.001	
12/30/2009	<0.001	
6/22/2010	<0.001	
1/4/2011	<0.001	
7/10/2011	<0.001	
1/21/2012	<0.001	
7/11/2012	<0.001	
1/20/2013	<0.001	
7/19/2013	<0.001	
1/16/2014	<0.001	
7/10/2014	<0.001	
1/16/2015	<0.001	
6/20/2015	<0.001	
1/14/2016	<0.001	
4/20/2016	<0.001	
6/14/2016	0.00016 (J)	
8/11/2016	0.00096 (J)	
9/27/2016	0.0026	
11/14/2016	0.0017	
1/10/2017	0.0021	
2/28/2017	0.0027	
4/20/2017	0.0014	
7/18/2017	0.0012 (J)	
1/10/2018	0.00068 (J)	
7/11/2018	<0.001	
1/29/2019	<0.001	
3/26/2019	0.0005	
9/10/2019	0.00051 (J)	
3/31/2020	<0.001	
9/16/2020	<0.001	
3/17/2021	<0.001	
8/19/2021	<0.001	
2/23/2022		0.00035 (J)
8/3/2022		<0.001
2/7/2023		<0.001
8/1/2023		<0.001

ND substitution: RL or RL/2 if <15% NDs.

Mann-Whitney (Wilcoxon Rank Sum)

Constituent: Arsenic (mg/L) Analysis Run 3/6/2024 12:02 PM View: Appendix I Mann-Whitney

Plant McIntosh Data: McIntosh LF4 CCR

	GWA-5	GWA-5
8/25/2004	<0.001	
9/11/2004	<0.001	
9/26/2004	<0.001	
10/13/2004	<0.001	
7/11/2005	<0.001	
12/7/2005	<0.001	
6/22/2006	<0.001	
11/28/2006	<0.001	
7/6/2007	<0.001	
12/13/2007	<0.001	
6/20/2008	<0.001	
12/7/2008	<0.001	
7/9/2009	<0.001	
12/29/2009	<0.001	
6/22/2010	<0.001	
1/4/2011	<0.001	
7/9/2011	<0.001	
1/21/2012	<0.001	
7/11/2012	<0.001	
1/19/2013	<0.001	
7/18/2013	<0.001	
1/15/2014	<0.001	
7/10/2014	<0.001	
1/15/2015	<0.001	
6/19/2015	<0.001	
1/14/2016	<0.001	
4/20/2016	<0.001	
6/14/2016	5E-05 (J)	
8/9/2016	<0.001	
9/27/2016	<0.001	
11/15/2016	<0.001	
1/11/2017	<0.001	
1/19/2017	<0.001	
1/24/2017	0.0027	
2/28/2017	<0.001	
4/20/2017	<0.001	
7/18/2017	<0.001	
1/10/2018	<0.001	
7/11/2018	<0.001	
1/29/2019	<0.001	
3/26/2019	<0.001	
9/10/2019	0.00035 (J)	
3/31/2020	<0.001	
9/15/2020	<0.001	
3/17/2021	<0.001	
8/19/2021	<0.001	
2/22/2022		<0.001
8/2/2022		<0.001
2/7/2023		<0.001
8/1/2023		<0.001

ND substitution: RL or RL/2 if <15% NDs.

Mann-Whitney (Wilcoxon Rank Sum)

Constituent: Arsenic (mg/L) Analysis Run 3/6/2024 12:02 PM View: Appendix I Mann-Whitney

Plant McIntosh Data: McIntosh LF4 CCR

	GWC-1	GWC-1
8/25/2004	<0.001	
9/11/2004	<0.001	
9/26/2004	<0.001	
7/11/2005	<0.001	
12/7/2005	<0.001	
6/22/2006	<0.001	
11/28/2006	<0.001	
7/6/2007	<0.001	
12/13/2007	<0.001	
6/20/2008	<0.001	
12/7/2008	<0.001	
7/9/2009	<0.001	
12/28/2009	<0.001	
6/22/2010	<0.001	
1/4/2011	<0.001	
7/9/2011	<0.001	
1/21/2012	<0.001	
7/11/2012	<0.001	
1/20/2013	<0.001	
7/19/2013	<0.001	
1/15/2014	<0.001	
7/11/2014	<0.001	
1/16/2015	<0.001	
6/20/2015	<0.001	
1/16/2016	<0.001	
4/20/2016	<0.001	
6/15/2016	<0.001	
8/10/2016	<0.001	
9/27/2016	<0.001	
11/15/2016	<0.001	
1/12/2017	<0.001	
1/23/2017	<0.001	
3/1/2017	<0.001	
4/20/2017	<0.001	
7/19/2017	<0.001	
1/11/2018	<0.001	
7/12/2018	<0.001	
1/30/2019	<0.001	
3/27/2019	<0.001	
9/11/2019	<0.001	
4/1/2020	<0.001	
9/15/2020	<0.001	
3/16/2021	<0.001	
8/18/2021	0.0004 (J)	
2/23/2022		<0.001
8/3/2022		<0.001
2/7/2023		<0.001
8/2/2023		<0.001

ND substitution: RL or RL/2 if <15% NDs.

Mann-Whitney (Wilcoxon Rank Sum)

Constituent: Arsenic (mg/L) Analysis Run 3/6/2024 12:02 PM View: Appendix I Mann-Whitney

Plant McIntosh Data: McIntosh LF4 CCR

	GWC-10	GWC-10
8/25/2004	<0.001	
9/11/2004	<0.001	
9/26/2004	<0.001	
10/13/2004	<0.001	
7/11/2005	<0.001	
12/7/2005	<0.001	
6/22/2006	<0.001	
11/28/2006	<0.001	
7/6/2007	<0.001	
12/13/2007	<0.001	
6/20/2008	<0.001	
12/7/2008	<0.001	
7/10/2009	<0.001	
12/29/2009	<0.001	
6/22/2010	<0.001	
1/4/2011	<0.001	
7/10/2011	<0.001	
1/21/2012	<0.001	
7/11/2012	<0.001	
1/20/2013	<0.001	
7/19/2013	<0.001	
1/16/2014	<0.001	
7/10/2014	<0.001	
1/16/2015	<0.001	
6/20/2015	<0.001	
1/16/2016	<0.001	
4/21/2016	<0.001	
6/16/2016	0.0004 (J)	
8/10/2016	<0.001	
9/27/2016	<0.001	
11/15/2016	<0.001	
1/12/2017	0.00077 (J)	
3/1/2017	<0.001	
4/24/2017	<0.001	
7/24/2017	<0.001	
1/11/2018	0.00046 (J)	
7/12/2018	<0.001	
1/30/2019	<0.001	
3/27/2019	0.0013	
9/11/2019	0.00082 (J)	
4/1/2020	0.00055 (J)	
9/15/2020	0.00041 (J)	
3/16/2021	0.00069 (J)	
8/18/2021	0.00045 (J)	
2/23/2022		0.00048 (J)
8/3/2022		0.00052 (J)
2/8/2023		<0.001
8/2/2023		<0.001

ND substitution: RL or RL/2 if <15% NDs.

Mann-Whitney (Wilcoxon Rank Sum)

Constituent: Arsenic (mg/L) Analysis Run 3/6/2024 12:02 PM View: Appendix I Mann-Whitney

Plant McIntosh Data: McIntosh LF4 CCR

	GWC-11	GWC-11
8/25/2004	<0.005	
9/11/2004	<0.005	
9/26/2004	<0.005	
10/13/2004	<0.005	
7/11/2005	<0.005	
12/7/2005	<0.005	
6/22/2006	<0.005	
11/28/2006	<0.005	
7/6/2007	<0.005	
12/13/2007	<0.005	
6/20/2008	<0.005	
12/7/2008	<0.005	
7/10/2009	<0.005	
12/29/2009	<0.005	
6/22/2010	<0.005	
1/5/2011	<0.005	
7/9/2011	<0.005	
1/21/2012	<0.005	
7/11/2012	<0.005	
1/19/2013	<0.005	
7/19/2013	<0.005	
1/15/2014	<0.005	
7/11/2014	<0.005	
1/16/2015	<0.005	
6/20/2015	<0.005	
1/14/2016	<0.005	
4/20/2016	0.00117 (J)	
6/15/2016	0.0013 (J)	
8/10/2016	0.0013	
9/27/2016	0.0011 (J)	
11/15/2016	0.001 (J)	
1/12/2017	0.0016	
3/1/2017	0.00092 (J)	
4/24/2017	0.0011 (J)	
7/24/2017	0.00086 (J)	
1/11/2018	0.0012 (J)	
7/12/2018	0.001 (J)	
1/30/2019	0.0015 (J)	
3/27/2019	0.0013	
9/11/2019	0.0017	
4/2/2020	0.0014	
9/15/2020	0.0011	
3/17/2021	0.0014	
8/18/2021	0.0013	
2/23/2022		0.0013
8/2/2022		0.0013
2/8/2023		0.0017
8/2/2023		0.0014

ND substitution: RL or RL/2 if <15% NDs.

Mann-Whitney (Wilcoxon Rank Sum)

Constituent: Arsenic (mg/L) Analysis Run 3/6/2024 12:02 PM View: Appendix I Mann-Whitney

Plant McIntosh Data: McIntosh LF4 CCR

	GWC-12	GWC-12
8/25/2004	<0.001	
9/11/2004	<0.001	
9/26/2004	<0.001	
10/13/2004	<0.001	
7/11/2005	<0.001	
12/7/2005	<0.001	
6/22/2006	<0.001	
11/28/2006	<0.001	
7/6/2007	<0.001	
12/13/2007	<0.001	
6/20/2008	<0.001	
12/7/2008	<0.001	
7/10/2009	<0.001	
12/28/2009	<0.001	
6/22/2010	<0.001	
1/4/2011	<0.001	
7/9/2011	<0.001	
1/20/2012	<0.001	
7/11/2012	<0.001	
1/19/2013	<0.001	
7/18/2013	<0.001	
1/15/2014	<0.001	
7/11/2014	<0.001	
1/15/2015	<0.001	
6/19/2015	<0.001	
1/16/2016	<0.001	
4/20/2016	<0.001	
6/15/2016	<0.001	
8/10/2016	<0.001	
9/27/2016	<0.001	
11/15/2016	<0.001	
1/12/2017	0.00062 (J)	
3/1/2017	<0.001	
4/20/2017	<0.001	
7/20/2017	0.00053 (J)	
1/11/2018	<0.001	
7/12/2018	<0.001	
1/30/2019	<0.001	
3/27/2019	0.0011	
9/11/2019	0.00032 (J)	
4/1/2020	<0.001	
9/16/2020	<0.001	
3/16/2021	<0.001	
8/18/2021	<0.001	
2/23/2022		<0.001
8/3/2022		<0.001
2/7/2023		<0.001
8/2/2023		<0.001

ND substitution: RL or RL/2 if <15% NDs.

Mann-Whitney (Wilcoxon Rank Sum)

Constituent: Arsenic (mg/L) Analysis Run 3/6/2024 12:02 PM View: Appendix I Mann-Whitney

Plant McIntosh Data: McIntosh LF4 CCR

	GWC-17	GWC-17
12/8/2015	<0.001	
12/14/2015	<0.001	
12/28/2015	<0.001	
1/13/2016	<0.001	
1/26/2016	<0.001	
4/20/2016	<0.001	
6/15/2016	0.00015 (J)	
8/9/2016	<0.001	
9/27/2016	<0.001	
11/15/2016	<0.001	
1/11/2017	<0.001	
3/1/2017	<0.001	
4/20/2017	<0.001	
7/19/2017	0.00047 (J)	
1/11/2018	<0.001	
7/11/2018	<0.001	
1/29/2019	<0.001	
3/27/2019	0.00097	
9/11/2019	0.00038 (J)	
4/1/2020	<0.001	
9/15/2020	<0.001	
3/16/2021	<0.001	
8/19/2021	<0.001	
2/22/2022		<0.001
8/2/2022		<0.001
2/8/2023		<0.001
8/2/2023		<0.001

ND substitution: RL or RL/2 if <15% NDs.

Mann-Whitney (Wilcoxon Rank Sum)

Constituent: Arsenic (mg/L) Analysis Run 3/6/2024 12:02 PM View: Appendix I Mann-Whitney

Plant McIntosh Data: McIntosh LF4 CCR

	GWC-18	GWC-18
12/8/2015	<0.0013	
12/14/2015	<0.0013	
12/28/2015	<0.0013	
1/14/2016	<0.0013	
1/26/2016	<0.0013	
4/19/2016	0.00112 (J)	
6/16/2016	0.0011 (J)	
8/11/2016	0.001 (J)	
9/28/2016	0.00062 (J)	
11/16/2016	0.00046 (J)	
1/11/2017	0.00093 (J)	
3/1/2017	0.0006 (J)	
4/25/2017	0.0011 (J)	
7/25/2017	0.001 (J)	
1/12/2018	0.00095 (J)	
7/11/2018	0.0007 (J)	
1/30/2019	<0.0013	
3/27/2019	0.0019	
9/11/2019	0.0012	
4/1/2020	0.00067	
9/15/2020	0.00076 (J)	
3/17/2021	0.00072 (J)	
8/19/2021	0.00059 (J)	
2/23/2022		0.00098 (J)
8/2/2022		0.0009 (J)
2/7/2023		0.0011
8/2/2023		0.001

ND substitution: RL or RL/2 if <15% NDs.

Mann-Whitney (Wilcoxon Rank Sum)

Constituent: Arsenic (mg/L) Analysis Run 3/6/2024 12:02 PM View: Appendix I Mann-Whitney

Plant McIntosh Data: McIntosh LF4 CCR

	GWC-19	GWC-19
12/8/2015	<0.001	
12/15/2015	<0.001	
12/28/2015	<0.001	
1/14/2016	<0.001	
1/26/2016	<0.001	
4/19/2016	<0.001	
6/16/2016	0.00026 (J)	
8/10/2016	<0.001	
9/28/2016	<0.001	
11/15/2016	<0.001	
1/16/2017	0.00067 (J)	
3/1/2017	<0.001	
4/25/2017	<0.001	
7/25/2017	<0.001	
1/12/2018	<0.001	
7/11/2018	<0.001	
1/29/2019	<0.001	
3/27/2019	<0.001	
9/11/2019	0.00057 (J)	
4/1/2020	<0.001	
9/16/2020	<0.001	
3/16/2021	<0.001	
8/19/2021	<0.001	
2/23/2022		0.00028 (J)
8/3/2022		<0.001
2/8/2023		<0.001
8/2/2023		<0.001

ND substitution: RL or RL/2 if <15% NDs.

Mann-Whitney (Wilcoxon Rank Sum)

Constituent: Arsenic (mg/L) Analysis Run 3/6/2024 12:02 PM View: Appendix I Mann-Whitney

Plant McIntosh Data: McIntosh LF4 CCR

	GWC-20	GWC-20
12/9/2015	<0.001	
12/14/2015	<0.001	
12/29/2015	<0.001	
1/14/2016	<0.001	
1/25/2016	<0.001	
4/21/2016	<0.001	
6/16/2016	0.00014 (J)	
8/10/2016	<0.001	
9/27/2016	<0.001	
11/15/2016	<0.001	
1/13/2017	<0.001	
3/1/2017	<0.001	
4/25/2017	0.00046 (J)	
7/25/2017	<0.001	
1/12/2018	<0.001	
7/11/2018	<0.001	
1/29/2019	<0.001	
3/27/2019	<0.001	
9/11/2019	0.00066 (J)	
4/1/2020	<0.001	
9/15/2020	<0.001	
3/16/2021	<0.001	
8/19/2021	<0.001	
2/22/2022		<0.001
8/3/2022		<0.001
2/8/2023		<0.001
8/2/2023		<0.001

ND substitution: RL or RL/2 if <15% NDs.

Mann-Whitney (Wilcoxon Rank Sum)

Constituent: Arsenic (mg/L) Analysis Run 3/6/2024 12:02 PM View: Appendix I Mann-Whitney

Plant McIntosh Data: McIntosh LF4 CCR

	GWC-21	GWC-21
12/9/2015	<0.001	
12/14/2015	<0.001	
12/29/2015	0.0022 (J)	
1/14/2016	0.002 (J)	
1/25/2016	<0.001	
4/21/2016	<0.001	
6/16/2016	0.00046 (J)	
8/10/2016	<0.001	
9/27/2016	0.00084 (J)	
11/15/2016	<0.001	
1/12/2017	<0.001	
3/1/2017	<0.001	
4/24/2017	<0.001	
7/25/2017	<0.001	
1/11/2018	<0.001	
7/11/2018	<0.001	
1/30/2019	<0.001	
3/27/2019	0.00074	
9/11/2019	0.00064 (J)	
4/1/2020	<0.001	
9/15/2020	<0.001	
3/17/2021	<0.001	
8/19/2021	<0.001	
2/23/2022		<0.001
8/4/2022		<0.001
2/8/2023		<0.001
8/3/2023		<0.001

ND substitution: RL or RL/2 if <15% NDs.

Mann-Whitney (Wilcoxon Rank Sum)

Constituent: Arsenic (mg/L) Analysis Run 3/6/2024 12:02 PM View: Appendix I Mann-Whitney

Plant McIntosh Data: McIntosh LF4 CCR

	GWC-23	GWC-23
6/16/2016	0.00043 (J)	
8/10/2016	0.0021	
9/28/2016	0.0011 (J)	
11/16/2016	0.0011 (J)	
1/17/2017	0.00064 (J)	
3/2/2017	<0.001	
4/25/2017	0.0007 (J)	
7/13/2017	<0.001	
7/25/2017	<0.001	
1/12/2018	<0.001	
7/12/2018	<0.001	
1/30/2019	<0.001	
3/27/2019	0.00079	
9/11/2019	0.00051 (J)	
4/1/2020	<0.001	
9/15/2020	<0.001	
3/17/2021	<0.001	
8/19/2021	<0.001	
2/23/2022		<0.001
8/4/2022		0.00053 (J)
2/8/2023		<0.001
8/3/2023		<0.001

ND substitution: RL or RL/2 if <15% NDs.

Mann-Whitney (Wilcoxon Rank Sum)

Constituent: Arsenic (mg/L) Analysis Run 3/6/2024 12:02 PM View: Appendix I Mann-Whitney

Plant McIntosh Data: McIntosh LF4 CCR

	GWC-9	GWC-9
8/25/2004	<0.001	
9/11/2004	<0.001	
9/26/2004	<0.001	
10/13/2004	<0.001	
7/11/2005	<0.001	
12/7/2005	<0.001	
6/22/2006	<0.001	
11/28/2006	<0.001	
7/6/2007	<0.001	
12/13/2007	<0.001	
6/20/2008	<0.001	
12/7/2008	<0.001	
7/9/2009	<0.001	
12/29/2009	<0.001	
6/22/2010	<0.001	
1/5/2011	<0.001	
7/9/2011	<0.001	
1/21/2012	<0.001	
7/11/2012	<0.001	
1/19/2013	<0.001	
7/18/2013	<0.001	
1/15/2014	<0.001	
7/10/2014	<0.001	
1/16/2015	<0.001	
6/20/2015	<0.001	
1/14/2016	<0.001	
4/19/2016	<0.001	
6/15/2016	<0.001	
8/10/2016	<0.001	
9/27/2016	<0.001	
11/15/2016	<0.001	
1/13/2017	0.00055 (J)	
3/1/2017	<0.001	
4/24/2017	<0.001	
7/24/2017	<0.001	
1/12/2018	<0.001	
7/12/2018	<0.001	
1/30/2019	<0.001	
3/27/2019	0.00073	
9/11/2019	0.00044 (J)	
4/1/2020	<0.001	
9/16/2020	<0.001	
3/17/2021	<0.001	
8/19/2021	<0.001	
2/23/2022		<0.001
8/3/2022		<0.001
2/8/2023		<0.001
8/2/2023		<0.001

ND substitution: RL or RL/2 if <15% NDs.

Mann-Whitney (Wilcoxon Rank Sum)

Constituent: Barium (mg/L) Analysis Run 3/6/2024 12:02 PM View: Appendix I Mann-Whitney

Plant McIntosh Data: McIntosh LF4 CCR

	GWA-13	GWA-13
12/7/2015	0.015	
12/15/2015	0.015	
12/29/2015	0.016	
1/13/2016	0.017	
1/25/2016	0.017	
4/20/2016	0.0144	
6/14/2016	0.015	
8/9/2016	0.013	
9/27/2016	0.015	
11/15/2016	0.015	
1/12/2017	0.012	
2/28/2017	0.016	
4/20/2017	0.015	
7/18/2017	0.015	
1/10/2018	0.015	
7/11/2018	0.015	
1/29/2019	0.019	
3/26/2019	0.016	
9/10/2019	0.03	
3/31/2020	0.015	
9/15/2020	0.014	
3/16/2021	0.018	
8/18/2021	0.018	
2/22/2022		0.019
8/2/2022		0.016
2/6/2023		0.016
8/1/2023		0.019

Mann-Whitney (Wilcoxon Rank Sum)

Constituent: Barium (mg/L) Analysis Run 3/6/2024 12:02 PM View: Appendix I Mann-Whitney

Plant McIntosh Data: McIntosh LF4 CCR

	GWA-14	GWA-14
12/7/2015	0.018	
12/15/2015	0.017	
12/29/2015	0.018	
1/13/2016	0.018	
1/25/2016	0.018	
4/20/2016	0.0143	
6/14/2016	0.012	
8/9/2016	0.011	
9/27/2016	0.01	
11/15/2016	0.012	
1/11/2017	0.011	
2/28/2017	0.011	
4/20/2017	0.011	
7/19/2017	0.012	
1/11/2018	0.012	
7/11/2018	0.012	
1/29/2019	0.013	
3/26/2019	0.012	
9/10/2019	0.016	
4/1/2020	0.013	
9/15/2020	0.012	
3/16/2021	0.013	
8/17/2021	0.014	
2/22/2022		0.014
8/2/2022		0.014
2/7/2023		0.014
8/2/2023		0.014

Mann-Whitney (Wilcoxon Rank Sum)

Constituent: Barium (mg/L) Analysis Run 3/6/2024 12:02 PM View: Appendix I Mann-Whitney

Plant McIntosh Data: McIntosh LF4 CCR

	GWA-15	GWA-15
12/7/2015	0.027	
12/15/2015	0.028	
12/28/2015	0.026	
1/13/2016	0.026	
1/25/2016	0.027	
4/21/2016	0.0262	
6/15/2016	0.024	
8/9/2016	0.023	
9/27/2016	0.023	
11/15/2016	0.023	
1/11/2017	0.022	
2/28/2017	0.023	
4/20/2017	0.024	
7/19/2017	0.025	
1/11/2018	0.023	
7/11/2018	0.025	
1/29/2019	0.027	
3/26/2019	0.028	
9/11/2019	0.023	
4/1/2020	0.026	
9/15/2020	0.023	
3/17/2021	0.028	
8/19/2021	0.022	
2/22/2022		0.026
8/2/2022		0.023
2/7/2023		0.025
8/1/2023		0.024

Mann-Whitney (Wilcoxon Rank Sum)

Constituent: Barium (mg/L) Analysis Run 3/6/2024 12:02 PM View: Appendix I Mann-Whitney

Plant McIntosh Data: McIntosh LF4 CCR

	GWA-16	GWA-16
12/7/2015	0.027	
12/14/2015	0.028	
12/28/2015	0.029	
1/13/2016	0.028	
1/25/2016	0.027	
4/20/2016	0.0259	
6/15/2016	0.024	
8/9/2016	0.023	
9/27/2016	0.021	
11/15/2016	0.023	
1/11/2017	0.021	
3/1/2017	0.022	
4/20/2017	0.022	
7/19/2017	0.024	
1/11/2018	0.022	
7/11/2018	0.023	
1/29/2019	0.026	
3/26/2019	0.023	
9/10/2019	0.039	
4/1/2020	0.022	
9/15/2020	0.024	
3/16/2021	0.025	
8/17/2021	0.024	
2/22/2022		0.026
8/2/2022		0.029
2/7/2023		0.026
8/1/2023		0.031

Mann-Whitney (Wilcoxon Rank Sum)

Constituent: Barium (mg/L) Analysis Run 3/6/2024 12:02 PM View: Appendix I Mann-Whitney

Plant McIntosh Data: McIntosh LF4 CCR

	GWA-2	GWA-2
8/25/2004	0.018	
9/11/2004	0.019	
9/26/2004	0.02	
10/13/2004	0.017	
7/11/2005	0.012	
12/7/2005	0.014	
6/22/2006	0.018	
11/28/2006	0.015	
7/6/2007	0.014	
12/13/2007	0.014	
6/20/2008	0.018	
12/7/2008	0.013	
7/9/2009	0.019	
12/28/2009	0.012	
6/22/2010	0.02	
1/4/2011	0.02	
7/9/2011	0.028	
1/21/2012	0.026	
7/11/2012	0.038	
1/20/2013	0.025	
7/19/2013	0.018	
1/15/2014	0.026	
7/11/2014	0.029	
1/16/2015	0.021	
6/20/2015	0.031	
1/16/2016	0.031	
4/19/2016	0.0305	
6/14/2016	0.03	
8/9/2016	0.032	
9/26/2016	0.031	
11/15/2016	0.033	
1/10/2017	0.031	
2/28/2017	0.033	
4/19/2017	0.032	
7/17/2017	0.033	
1/10/2018	0.034	
7/11/2018	0.035	
1/29/2019	0.034	
3/27/2019	0.03	
9/11/2019	0.034	
4/1/2020	0.037	
9/15/2020	0.036	
3/16/2021	0.035	
8/17/2021	0.037	
2/22/2022		0.038
8/2/2022		0.032
2/7/2023		0.033
8/1/2023		0.037

Mann-Whitney (Wilcoxon Rank Sum)

Constituent: Barium (mg/L) Analysis Run 3/6/2024 12:02 PM View: Appendix I Mann-Whitney

Plant McIntosh Data: McIntosh LF4 CCR

	GWA-3	GWA-3
8/25/2004	0.025	
9/11/2004	0.015	
9/26/2004	0.017	
10/13/2004	0.017	
7/11/2005	0.012	
12/7/2005	0.012	
6/22/2006	0.016	
11/28/2006	0.017	
7/6/2007	0.1 (O)	
12/13/2007	0.01	
6/20/2008	0.026	
12/7/2008	0.097 (O)	
7/9/2009	0.01	
12/28/2009	0.0091	
6/22/2010	0.011	
1/5/2011	0.21 (O)	
7/9/2011	0.035	
1/20/2012	0.021	
7/11/2012	0.009	
1/19/2013	0.01	
7/18/2013	0.014	
1/15/2014	0.016	
7/11/2014	0.016	
1/15/2015	0.014	
6/19/2015	0.013	
1/16/2016	0.021	
4/19/2016	0.0217	
6/14/2016	0.024	
8/9/2016	0.023	
9/27/2016	0.016	
11/14/2016	0.014	
1/10/2017	0.015	
2/28/2017	0.017	
4/19/2017	0.013	
7/18/2017	0.012	
1/10/2018	0.016	
7/11/2018	0.015	
1/29/2019	0.017	
3/27/2019	0.014	
9/11/2019	0.015	
4/1/2020	0.014	
9/15/2020	0.015	
3/16/2021	0.015	
8/17/2021	0.015	
2/22/2022		0.015
8/2/2022		0.012
2/7/2023		0.012
8/2/2023		0.015

Mann-Whitney (Wilcoxon Rank Sum)

Constituent: Barium (mg/L) Analysis Run 3/6/2024 12:03 PM View: Appendix I Mann-Whitney

Plant McIntosh Data: McIntosh LF4 CCR

	GWA-4A	GWA-4A
8/25/2004	0.0096	
9/11/2004	0.024	
9/26/2004	0.027	
10/13/2004	0.022	
7/11/2005	0.029	
12/7/2005	0.023	
6/22/2006	0.026	
11/28/2006	0.039	
7/6/2007	0.037	
12/13/2007	0.029	
6/20/2008	0.037	
12/7/2008	0.025	
7/9/2009	0.028	
12/30/2009	0.017	
6/22/2010	0.032	
1/4/2011	0.02	
7/10/2011	0.032	
1/21/2012	0.026	
7/11/2012	0.023	
1/20/2013	0.011	
7/19/2013	0.018	
1/16/2014	0.015	
7/10/2014	0.025	
1/16/2015	0.022	
6/20/2015	0.015	
1/14/2016	0.016	
4/20/2016	0.0234	
6/14/2016	0.019	
8/11/2016	0.024	
9/27/2016	0.035	
11/14/2016	0.034	
1/10/2017	0.021	
2/28/2017	0.021	
4/20/2017	0.019	
7/18/2017	0.018	
1/10/2018	0.021	
7/11/2018	0.029	
1/29/2019	0.025	
3/26/2019	0.023	
9/10/2019	0.026	
3/31/2020	0.017	
9/16/2020	0.016	
3/17/2021	0.014	
8/19/2021	0.013	
2/23/2022		0.015
8/3/2022		0.032
2/7/2023		0.015
8/1/2023		0.016

Mann-Whitney (Wilcoxon Rank Sum)

Constituent: Barium (mg/L) Analysis Run 3/6/2024 12:03 PM View: Appendix I Mann-Whitney

Plant McIntosh Data: McIntosh LF4 CCR

	GWA-5	GWA-5
8/25/2004	0.016	
9/11/2004	0.02	
9/26/2004	0.016	
10/13/2004	0.014	
7/11/2005	0.014	
12/7/2005	0.014	
6/22/2006	0.019	
11/28/2006	0.016	
7/6/2007	0.018	
12/13/2007	0.015	
6/20/2008	0.018	
12/7/2008	0.016	
7/9/2009	0.019	
12/29/2009	0.02	
6/22/2010	0.027	
1/4/2011	0.025	
7/9/2011	0.022	
1/21/2012	0.024	
7/11/2012	0.024	
1/19/2013	0.026	
7/18/2013	0.024	
1/15/2014	0.026	
7/10/2014	0.036	
1/15/2015	0.035	
6/19/2015	0.066	
1/14/2016	0.059	
4/20/2016	0.0553	
6/14/2016	0.035	
8/9/2016	0.035	
9/27/2016	0.038	
11/15/2016	0.039	
1/11/2017	0.037	
1/19/2017	0.079	
1/24/2017	0.42 (o)	
2/28/2017	0.042	
4/20/2017	0.04	
7/18/2017	0.04	
1/10/2018	0.048	
7/11/2018	0.044	
1/29/2019	0.05	
3/26/2019	0.046	
9/10/2019	0.044	
3/31/2020	0.044	
9/15/2020	0.041	
3/17/2021	0.04	
8/19/2021	0.038	
2/22/2022		0.041
8/2/2022		0.043
2/7/2023		0.039
8/1/2023		0.041

Mann-Whitney (Wilcoxon Rank Sum)

Constituent: Barium (mg/L) Analysis Run 3/6/2024 12:03 PM View: Appendix I Mann-Whitney

Plant McIntosh Data: McIntosh LF4 CCR

	GWC-1	GWC-1
8/25/2004	0.02	
9/11/2004	0.021	
9/26/2004	0.019	
7/11/2005	0.017	
12/7/2005	0.018	
6/22/2006	0.018	
11/28/2006	0.026	
7/6/2007	0.014	
12/13/2007	0.013	
6/20/2008	0.019	
12/7/2008	0.019	
7/9/2009	0.029	
12/28/2009	0.039	
6/22/2010	0.032	
1/4/2011	0.024	
7/9/2011	0.034	
1/21/2012	0.022	
7/11/2012	0.023	
1/20/2013	0.027	
7/19/2013	0.037	
1/15/2014	0.032	
7/11/2014	0.034	
1/16/2015	0.032	
6/20/2015	0.037	
1/16/2016	0.051	
4/20/2016	0.0554	
6/15/2016	0.046	
8/10/2016	0.042	
9/27/2016	0.042	
11/15/2016	0.042	
1/12/2017	0.046	
1/23/2017	0.023	
3/1/2017	0.048	
4/20/2017	0.046	
7/19/2017	0.045	
1/11/2018	0.046	
7/12/2018	0.045	
1/30/2019	0.05	
3/27/2019	0.045	
9/11/2019	0.038	
4/1/2020	0.041	
9/15/2020	0.038	
3/16/2021	0.039	
8/18/2021	0.034	
2/23/2022		0.039
8/3/2022		0.029
2/7/2023		0.031
8/2/2023		0.03

Mann-Whitney (Wilcoxon Rank Sum)

Constituent: Barium (mg/L) Analysis Run 3/6/2024 12:03 PM View: Appendix I Mann-Whitney

Plant McIntosh Data: McIntosh LF4 CCR

	GWC-10	GWC-10
8/25/2004	0.036	
9/11/2004	0.036	
9/26/2004	0.035	
10/13/2004	0.035	
7/11/2005	0.017	
12/7/2005	0.017	
6/22/2006	0.015	
11/28/2006	0.032	
7/6/2007	0.03	
12/13/2007	0.039	
6/20/2008	0.038	
12/7/2008	0.034	
7/10/2009	0.032	
12/29/2009	0.03	
6/22/2010	0.024	
1/4/2011	0.017	
7/10/2011	0.03	
1/21/2012	0.022	
7/11/2012	0.025	
1/20/2013	0.029	
7/19/2013	0.02	
1/16/2014	0.022	
7/10/2014	0.018	
1/16/2015	0.019	
6/20/2015	0.021	
1/16/2016	0.019	
4/21/2016	0.0178	
6/16/2016	0.022	
8/10/2016	0.015	
9/27/2016	0.014	
11/15/2016	0.015	
1/12/2017	0.015	
3/1/2017	0.017	
4/24/2017	0.014	
7/24/2017	0.015	
1/11/2018	0.013	
7/12/2018	0.024	
1/30/2019	0.023	
3/27/2019	0.019	
9/11/2019	0.021	
4/1/2020	0.035	
9/15/2020	0.023	
3/16/2021	0.019	
8/18/2021	0.018	
2/23/2022		0.018
8/3/2022		0.017
2/8/2023		0.017
8/2/2023		0.016

Mann-Whitney (Wilcoxon Rank Sum)

Constituent: Barium (mg/L) Analysis Run 3/6/2024 12:03 PM View: Appendix I Mann-Whitney

Plant McIntosh Data: McIntosh LF4 CCR

	GWC-11	GWC-11
8/25/2004	0.018	
9/11/2004	0.022	
9/26/2004	0.022	
10/13/2004	0.017	
7/11/2005	0.015	
12/7/2005	0.012	
6/22/2006	0.012	
11/28/2006	0.013	
7/6/2007	0.012	
12/13/2007	0.013	
6/20/2008	0.026	
12/7/2008	0.093 (O)	
7/10/2009	0.013	
12/29/2009	0.012	
6/22/2010	0.014	
1/5/2011	0.011	
7/9/2011	0.012	
1/21/2012	0.017	
7/11/2012	0.015	
1/19/2013	0.013	
7/19/2013	0.012	
1/15/2014	0.012	
7/11/2014	0.012	
1/16/2015	0.011	
6/20/2015	0.013	
1/14/2016	0.016	
4/20/2016	0.0113	
6/15/2016	0.013	
8/10/2016	0.01	
9/27/2016	0.01	
11/15/2016	0.011	
1/12/2017	0.01	
3/1/2017	0.011	
4/24/2017	0.01	
7/24/2017	0.0089	
1/11/2018	0.01	
7/12/2018	0.016	
1/30/2019	0.014 (J)	
3/27/2019	0.013	
9/11/2019	0.011	
4/2/2020	0.011	
9/15/2020	0.015	
3/17/2021	0.016	
8/18/2021	0.011	
2/23/2022		0.01
8/2/2022		0.011
2/8/2023		0.011
8/2/2023		0.01

Mann-Whitney (Wilcoxon Rank Sum)

Constituent: Barium (mg/L) Analysis Run 3/6/2024 12:03 PM View: Appendix I Mann-Whitney

Plant McIntosh Data: McIntosh LF4 CCR

	GWC-12	GWC-12
8/25/2004	0.014	
9/11/2004	0.014	
9/26/2004	0.014	
10/13/2004	0.013	
7/11/2005	0.011	
12/7/2005	0.012	
6/22/2006	0.012	
11/28/2006	0.011	
7/6/2007	0.014	
12/13/2007	0.011	
6/20/2008	0.011	
12/7/2008	0.01	
7/10/2009	0.011	
12/28/2009	0.011	
6/22/2010	0.011	
1/4/2011	0.013	
7/9/2011	0.015	
1/20/2012	0.013	
7/11/2012	0.015	
1/19/2013	0.014	
7/18/2013	0.013	
1/15/2014	0.013	
7/11/2014	0.016	
1/15/2015	0.012	
6/19/2015	0.015	
1/16/2016	0.013	
4/20/2016	0.0114	
6/15/2016	0.0095 (J)	
8/10/2016	0.0094	
9/27/2016	0.011	
11/15/2016	0.0096	
1/12/2017	0.01	
3/1/2017	0.011	
4/20/2017	0.01	
7/20/2017	0.011	
1/11/2018	0.01	
7/12/2018	0.011	
1/30/2019	0.011 (J)	
3/27/2019	0.0099	
9/11/2019	0.01	
4/1/2020	0.0097 (J)	
9/16/2020	0.011	
3/16/2021	0.01	
8/18/2021	0.01	
2/23/2022		0.01
8/3/2022		0.011
2/7/2023		0.011
8/2/2023		0.014

Mann-Whitney (Wilcoxon Rank Sum)

Constituent: Barium (mg/L) Analysis Run 3/6/2024 12:03 PM View: Appendix I Mann-Whitney

Plant McIntosh Data: McIntosh LF4 CCR

	GWC-17	GWC-17
12/8/2015	0.021	
12/14/2015	0.021	
12/28/2015	0.02	
1/13/2016	0.019	
1/26/2016	0.019	
4/20/2016	0.0188	
6/15/2016	0.017	
8/9/2016	0.018	
9/27/2016	0.016	
11/15/2016	0.017	
1/11/2017	0.017	
3/1/2017	0.017	
4/20/2017	0.016	
7/19/2017	0.017	
1/11/2018	0.017	
7/11/2018	0.017	
1/29/2019	0.02	
3/27/2019	0.017	
9/11/2019	0.021	
4/1/2020	0.019	
9/15/2020	0.018	
3/16/2021	0.017	
8/19/2021	0.017	
2/22/2022		0.019
8/2/2022		0.017
2/8/2023		0.02
8/2/2023		0.017

Mann-Whitney (Wilcoxon Rank Sum)

Constituent: Barium (mg/L) Analysis Run 3/6/2024 12:03 PM View: Appendix I Mann-Whitney

Plant McIntosh Data: McIntosh LF4 CCR

	GWC-18	GWC-18
12/8/2015	0.053	
12/14/2015	0.049	
12/28/2015	0.048	
1/14/2016	0.048	
1/26/2016	0.044	
4/19/2016	0.0308	
6/16/2016	0.029	
8/11/2016	0.023	
9/28/2016	0.024	
11/16/2016	0.022	
1/11/2017	0.017	
3/1/2017	0.02	
4/25/2017	0.02	
7/25/2017	0.017	
1/12/2018	0.015	
7/11/2018	0.013	
1/30/2019	0.02	
3/27/2019	0.014	
9/11/2019	0.018	
4/1/2020	0.013	
9/15/2020	0.014	
3/17/2021	0.013	
8/19/2021	0.013	
2/23/2022		0.012
8/2/2022		0.013
2/7/2023		0.012
8/2/2023		0.012

Mann-Whitney (Wilcoxon Rank Sum)

Constituent: Barium (mg/L) Analysis Run 3/6/2024 12:03 PM View: Appendix I Mann-Whitney

Plant McIntosh Data: McIntosh LF4 CCR

	GWC-19	GWC-19
12/8/2015	0.057	
12/15/2015	0.052	
12/28/2015	0.041	
1/14/2016	0.038	
1/26/2016	0.034	
4/19/2016	0.023	
6/16/2016	0.017	
8/10/2016	0.013	
9/28/2016	0.013	
11/15/2016	0.013	
1/16/2017	0.014	
3/1/2017	0.017	
4/25/2017	0.015	
7/25/2017	0.012	
1/12/2018	0.014	
7/11/2018	0.018	
1/29/2019	0.016	
3/27/2019	0.013	
9/11/2019	0.015	
4/1/2020	0.013	
9/16/2020	0.012	
3/16/2021	0.0099 (J)	
8/19/2021	0.0095 (J)	
2/23/2022		0.01
8/3/2022		0.011
2/8/2023		0.01
8/2/2023		0.0092 (J)

Mann-Whitney (Wilcoxon Rank Sum)

Constituent: Barium (mg/L) Analysis Run 3/6/2024 12:03 PM View: Appendix I Mann-Whitney

Plant McIntosh Data: McIntosh LF4 CCR

	GWC-20	GWC-20
12/9/2015	0.039	
12/14/2015	0.045	
12/29/2015	0.045	
1/14/2016	0.034	
1/25/2016	0.038	
4/21/2016	0.0325	
6/16/2016	0.027	
8/10/2016	0.025	
9/27/2016	0.023	
11/15/2016	0.022	
1/13/2017	0.021	
3/1/2017	0.021	
4/25/2017	0.02	
7/25/2017	0.02	
1/12/2018	0.021	
7/11/2018	0.021	
1/29/2019	0.017	
3/27/2019	0.018	
9/11/2019	0.021	
4/1/2020	0.016	
9/15/2020	0.021	
3/16/2021	0.016	
8/19/2021	0.017	
2/22/2022		0.018
8/3/2022		0.018
2/8/2023		0.015
8/2/2023		0.015

Mann-Whitney (Wilcoxon Rank Sum)

Constituent: Barium (mg/L) Analysis Run 3/6/2024 12:03 PM View: Appendix I Mann-Whitney

Plant McIntosh Data: McIntosh LF4 CCR

	GWC-21	GWC-21
12/9/2015	0.024	
12/14/2015	0.027	
12/29/2015	0.027	
1/14/2016	0.025	
1/25/2016	0.023	
4/21/2016	0.0165	
6/16/2016	0.018	
8/10/2016	0.014	
9/27/2016	0.018	
11/15/2016	0.015	
1/12/2017	0.014	
3/1/2017	0.015	
4/24/2017	0.015	
7/25/2017	0.015	
1/11/2018	0.016	
7/11/2018	0.017	
1/30/2019	0.017	
3/27/2019	0.016	
9/11/2019	0.019	
4/1/2020	0.018	
9/15/2020	0.021	
3/17/2021	0.019	
8/19/2021	0.018	
2/23/2022		0.02
8/4/2022		0.022
2/8/2023		0.019
8/3/2023		0.018

Mann-Whitney (Wilcoxon Rank Sum)

Constituent: Barium (mg/L) Analysis Run 3/6/2024 12:03 PM View: Appendix I Mann-Whitney

Plant McIntosh Data: McIntosh LF4 CCR

	GWC-23	GWC-23
6/16/2016	0.057	
8/10/2016	0.072	
9/28/2016	0.076	
11/16/2016	0.057	
1/17/2017	0.049	
3/2/2017	0.067	
4/25/2017	0.049	
7/13/2017	0.04	
7/25/2017	0.038	
1/12/2018	0.037	
7/12/2018	0.037	
1/30/2019	0.034	
3/27/2019	0.027	
9/11/2019	0.023	
4/1/2020	0.024	
9/15/2020	0.024	
3/17/2021	0.024	
8/19/2021	0.019	
2/23/2022		0.024
8/4/2022		0.017
2/8/2023		0.016
8/3/2023		0.012

Mann-Whitney (Wilcoxon Rank Sum)

Constituent: Barium (mg/L) Analysis Run 3/6/2024 12:03 PM View: Appendix I Mann-Whitney

Plant McIntosh Data: McIntosh LF4 CCR

	GWC-9	GWC-9
8/25/2004	0.029	
9/11/2004	0.031	
9/26/2004	0.03	
10/13/2004	0.024	
7/11/2005	0.022	
12/7/2005	0.032	
6/22/2006	0.026	
11/28/2006	0.02	
7/6/2007	0.018	
12/13/2007	0.017	
6/20/2008	0.018	
12/7/2008	0.016	
7/9/2009	0.019	
12/29/2009	0.02	
6/22/2010	0.022	
1/5/2011	0.021	
7/9/2011	0.021	
1/21/2012	0.021	
7/11/2012	0.021	
1/19/2013	0.024	
7/18/2013	0.024	
1/15/2014	0.022	
7/10/2014	0.023	
1/16/2015	0.015	
6/20/2015	0.024	
1/14/2016	0.026	
4/19/2016	0.0274	
6/15/2016	0.024	
8/10/2016	0.031	
9/27/2016	0.029	
11/15/2016	0.029	
1/13/2017	0.025	
3/1/2017	0.03	
4/24/2017	0.024	
7/24/2017	0.026	
1/12/2018	0.027	
7/12/2018	0.031	
1/30/2019	0.032	
3/27/2019	0.023	
9/11/2019	0.029	
4/1/2020	0.021	
9/16/2020	0.033	
3/17/2021	0.041	
8/19/2021	0.024	
2/23/2022		0.026
8/3/2022		0.03
2/8/2023		0.024
8/2/2023		0.021

Mann-Whitney (Wilcoxon Rank Sum)

Constituent: Beryllium (mg/L) Analysis Run 3/6/2024 12:03 PM View: Appendix I Mann-Whitney

Plant McIntosh Data: McIntosh LF4 CCR

	GWA-13	GWA-13
12/7/2015	<0.0025	
12/15/2015	<0.0025	
1/13/2016	<0.0025	
1/25/2016	<0.0025	
4/20/2016	<0.0025	
6/14/2016	7.1E-05 (J)	
8/9/2016	<0.0025	
9/27/2016	<0.0025	
11/15/2016	<0.0025	
1/12/2017	<0.0025	
2/28/2017	<0.0025	
4/20/2017	<0.0025	
7/18/2017	<0.0025	
1/10/2018	<0.0025	
7/11/2018	<0.0025	
1/29/2019	<0.0025	
3/26/2019	<0.0025	
9/10/2019	0.0008 (J)	
3/31/2020	<0.0025	
9/15/2020	<0.0025	
3/16/2021	0.0002 (J)	
8/18/2021	<0.0025	
2/22/2022		<0.0025
8/2/2022		<0.0025
2/6/2023		<0.0025
8/1/2023		<0.0025

ND substitution: RL or RL/2 if <15% NDs.

Mann-Whitney (Wilcoxon Rank Sum)

Constituent: Beryllium (mg/L) Analysis Run 3/6/2024 12:03 PM View: Appendix I Mann-Whitney

Plant McIntosh Data: McIntosh LF4 CCR

	GWA-14	GWA-14
12/7/2015	<0.0025	
12/15/2015	<0.0025	
12/29/2015	<0.0025	
1/13/2016	<0.0025	
1/25/2016	<0.0025	
4/20/2016	<0.0025	
6/14/2016	4.4E-05 (J)	
8/9/2016	<0.0025	
9/27/2016	<0.0025	
11/15/2016	<0.0025	
1/11/2017	<0.0025	
2/28/2017	<0.0025	
4/20/2017	<0.0025	
7/19/2017	<0.0025	
1/11/2018	<0.0025	
7/11/2018	<0.0025	
1/29/2019	<0.0025	
3/26/2019	<0.0025	
9/10/2019	0.00025 (J)	
4/1/2020	<0.0025	
9/15/2020	<0.0025	
3/16/2021	<0.0025	
8/17/2021	<0.0025	
2/22/2022		<0.0025
8/2/2022		<0.0025
2/7/2023		<0.0025
8/2/2023		<0.0025

ND substitution: RL or RL/2 if <15% NDs.

Mann-Whitney (Wilcoxon Rank Sum)

Constituent: Beryllium (mg/L) Analysis Run 3/6/2024 12:03 PM View: Appendix I Mann-Whitney

Plant McIntosh Data: McIntosh LF4 CCR

	GWA-15	GWA-15
12/7/2015	<0.0025	
12/15/2015	<0.0025	
12/28/2015	<0.0025	
1/13/2016	<0.0025	
1/25/2016	<0.0025	
4/21/2016	<0.0025	
6/15/2016	3.8E-05 (J)	
8/9/2016	<0.0025	
9/27/2016	<0.0025	
11/15/2016	<0.0025	
1/11/2017	<0.0025	
2/28/2017	<0.0025	
4/20/2017	<0.0025	
7/19/2017	<0.0025	
1/11/2018	<0.0025	
7/11/2018	<0.0025	
1/29/2019	<0.0025	
3/26/2019	<0.0025	
9/11/2019	<0.0025	
4/1/2020	<0.0025	
9/15/2020	<0.0025	
3/17/2021	<0.0025	
8/19/2021	<0.0025	
2/22/2022		<0.0025
8/2/2022		<0.0025
2/7/2023		<0.0025
8/1/2023		<0.0025

ND substitution: RL or RL/2 if <15% NDs.

Mann-Whitney (Wilcoxon Rank Sum)

Constituent: Beryllium (mg/L) Analysis Run 3/6/2024 12:03 PM View: Appendix I Mann-Whitney

Plant McIntosh Data: McIntosh LF4 CCR

	GWA-16	GWA-16
12/7/2015	<0.0025	
12/14/2015	<0.0025	
12/28/2015	<0.0025	
1/13/2016	<0.0025	
1/25/2016	<0.0025	
4/20/2016	<0.0025	
6/15/2016	0.00011 (J)	
8/9/2016	<0.0025	
9/27/2016	<0.0025	
11/15/2016	<0.0025	
1/11/2017	<0.0025	
3/1/2017	<0.0025	
4/20/2017	<0.0025	
7/19/2017	<0.0025	
1/11/2018	<0.0025	
7/11/2018	<0.0025	
1/29/2019	<0.0025	
3/26/2019	<0.0025	
9/10/2019	0.00036 (J)	
4/1/2020	<0.0025	
9/15/2020	<0.0025	
3/16/2021	<0.0025	
8/17/2021	<0.0025	
2/22/2022		<0.0025
8/2/2022		<0.0025
2/7/2023		<0.0025
8/1/2023		<0.0025

ND substitution: RL or RL/2 if <15% NDs.

Mann-Whitney (Wilcoxon Rank Sum)

Constituent: Beryllium (mg/L) Analysis Run 3/6/2024 12:03 PM View: Appendix I Mann-Whitney

Plant McIntosh Data: McIntosh LF4 CCR

	GWA-2	GWA-2
8/25/2004	<0.0025	
9/11/2004	<0.0025	
9/26/2004	<0.0025	
10/13/2004	<0.0025	
7/11/2005	<0.0025	
12/7/2005	<0.0025	
6/22/2006	<0.0025	
11/28/2006	<0.0025	
7/6/2007	<0.0025	
12/13/2007	<0.0025	
6/20/2008	<0.0025	
12/7/2008	<0.0025	
7/9/2009	<0.0025	
12/28/2009	<0.0025	
6/22/2010	<0.0025	
1/4/2011	<0.0025	
7/9/2011	<0.0025	
1/21/2012	<0.0025	
7/11/2012	<0.0025	
1/20/2013	<0.0025	
7/19/2013	<0.0025	
1/15/2014	0.00011 (J)	
7/11/2014	0.0001 (J)	
1/16/2015	<0.0025	
6/20/2015	<0.0025	
1/16/2016	<0.0025	
4/19/2016	<0.0025	
6/14/2016	6.5E-05 (J)	
8/9/2016	<0.0025	
9/26/2016	<0.0025	
11/15/2016	<0.0025	
1/10/2017	<0.0025	
2/28/2017	<0.0025	
4/19/2017	<0.0025	
7/17/2017	<0.0025	
1/10/2018	<0.0025	
7/11/2018	<0.0025	
1/29/2019	6.3E-05 (J)	
3/27/2019	<0.0025	
9/11/2019	<0.0025	
4/1/2020	<0.0025	
9/15/2020	0.00024 (J)	
3/16/2021	<0.0025	
8/17/2021	0.00018 (J)	
2/22/2022		<0.0025
8/2/2022		<0.0025
2/7/2023		<0.0025
8/1/2023		<0.0025

ND substitution: RL or RL/2 if <15% NDs.

Mann-Whitney (Wilcoxon Rank Sum)

Constituent: Beryllium (mg/L) Analysis Run 3/6/2024 12:03 PM View: Appendix I Mann-Whitney

Plant McIntosh Data: McIntosh LF4 CCR

	GWA-3	GWA-3
8/25/2004	<0.0025	
9/11/2004	<0.0025	
9/26/2004	<0.0025	
10/13/2004	<0.0025	
7/11/2005	<0.0025	
12/7/2005	<0.0025	
6/22/2006	<0.0025	
11/28/2006	<0.0025	
7/6/2007	<0.0025	
12/13/2007	<0.0025	
6/20/2008	<0.0025	
12/7/2008	<0.0025	
7/9/2009	<0.0025	
12/28/2009	<0.0025	
6/22/2010	<0.0025	
1/5/2011	0.0018	
7/9/2011	<0.0025	
1/20/2012	<0.0025	
7/11/2012	<0.0025	
1/19/2013	<0.0025	
7/18/2013	<0.0025	
1/15/2014	<0.0025	
7/11/2014	<0.0025	
1/15/2015	<0.0025	
6/19/2015	<0.0025	
1/16/2016	<0.0025	
4/19/2016	<0.0025	
6/14/2016	3.2E-05 (J)	
8/9/2016	<0.0025	
9/27/2016	<0.0025	
11/14/2016	<0.0025	
1/10/2017	<0.0025	
2/28/2017	<0.0025	
4/19/2017	<0.0025	
7/18/2017	<0.0025	
1/10/2018	<0.0025	
7/11/2018	<0.0025	
1/29/2019	<0.0025	
3/27/2019	<0.0025	
9/11/2019	<0.0025	
4/1/2020	<0.0025	
9/15/2020	<0.0025	
3/16/2021	<0.0025	
8/17/2021	<0.0025	
2/22/2022		<0.0025
8/2/2022		<0.0025
2/7/2023		<0.0025
8/2/2023		<0.0025

ND substitution: RL or RL/2 if <15% NDs.

Mann-Whitney (Wilcoxon Rank Sum)

Constituent: Beryllium (mg/L) Analysis Run 3/6/2024 12:03 PM View: Appendix I Mann-Whitney

Plant McIntosh Data: McIntosh LF4 CCR

	GWA-4A	GWA-4A
8/25/2004	<0.0025	
9/11/2004	<0.0025	
9/26/2004	<0.0025	
10/13/2004	<0.0025	
7/11/2005	<0.0025	
12/7/2005	<0.0025	
6/22/2006	<0.0025	
11/28/2006	<0.0025	
7/6/2007	<0.0025	
12/13/2007	<0.0025	
6/20/2008	<0.0025	
12/7/2008	<0.0025	
7/9/2009	<0.0025	
12/30/2009	<0.0025	
6/22/2010	<0.0025	
1/4/2011	<0.0025	
7/10/2011	<0.0025	
1/21/2012	<0.0025	
7/11/2012	<0.0025	
1/20/2013	<0.0025	
7/19/2013	<0.0025	
1/16/2014	<0.0025	
7/10/2014	0.0001 (J)	
1/16/2015	<0.0025	
6/20/2015	<0.0025	
1/14/2016	<0.0025	
4/20/2016	<0.0025	
6/14/2016	8.7E-05 (J)	
8/11/2016	<0.0025	
9/27/2016	<0.0025	
11/14/2016	<0.0025	
1/10/2017	<0.0025	
2/28/2017	<0.0025	
4/20/2017	<0.0025	
7/18/2017	<0.0025	
1/10/2018	<0.0025	
7/11/2018	<0.0025	
1/29/2019	0.00011 (J)	
3/26/2019	<0.0025	
9/10/2019	0.0006 (J)	
3/31/2020	<0.0025	
9/16/2020	<0.0025	
3/17/2021	<0.0025	
8/19/2021	<0.0025	
2/23/2022		<0.0025
8/3/2022		<0.0025
2/7/2023		<0.0025
8/1/2023		<0.0025

ND substitution: RL or RL/2 if <15% NDs.

Mann-Whitney (Wilcoxon Rank Sum)

Constituent: Beryllium (mg/L) Analysis Run 3/6/2024 12:03 PM View: Appendix I Mann-Whitney

Plant McIntosh Data: McIntosh LF4 CCR

	GWA-5	GWA-5
8/25/2004	<0.0025	
9/11/2004	<0.0025	
9/26/2004	<0.0025	
10/13/2004	<0.0025	
7/11/2005	0.0011	
12/7/2005	<0.0025	
6/22/2006	<0.0025	
11/28/2006	<0.0025	
7/6/2007	<0.0025	
12/13/2007	<0.0025	
6/20/2008	<0.0025	
12/7/2008	<0.0025	
7/9/2009	<0.0025	
12/29/2009	<0.0025	
6/22/2010	<0.0025	
1/4/2011	<0.0025	
7/9/2011	<0.0025	
1/21/2012	<0.0025	
7/11/2012	<0.0025	
1/19/2013	<0.0025	
7/18/2013	<0.0025	
1/15/2014	<0.0025	
7/10/2014	<0.0025	
1/15/2015	<0.0025	
6/19/2015	0.00013 (J)	
1/14/2016	<0.0025	
4/20/2016	<0.0025	
6/14/2016	5.4E-05 (J)	
8/9/2016	<0.0025	
9/27/2016	<0.0025	
11/15/2016	<0.0025	
1/11/2017	<0.0025	
1/19/2017	<0.0025	
1/24/2017	<0.0025	
2/28/2017	<0.0025	
4/20/2017	<0.0025	
7/18/2017	<0.0025	
1/10/2018	<0.0025	
7/11/2018	<0.0025	
1/29/2019	<0.0025	
3/26/2019	<0.0025	
9/10/2019	<0.0025	
3/31/2020	<0.0025	
9/15/2020	<0.0025	
3/17/2021	<0.0025	
8/19/2021	<0.0025	
2/22/2022		<0.0025
8/2/2022		<0.0025
2/7/2023		<0.0025
8/1/2023		<0.0025

ND substitution: RL or RL/2 if <15% NDs.

Mann-Whitney (Wilcoxon Rank Sum)

Constituent: Beryllium (mg/L) Analysis Run 3/6/2024 12:03 PM View: Appendix I Mann-Whitney

Plant McIntosh Data: McIntosh LF4 CCR

	GWC-1	GWC-1
8/25/2004	<0.0025	
9/11/2004	<0.0025	
9/26/2004	<0.0025	
7/11/2005	<0.0025	
12/7/2005	<0.0025	
6/22/2006	<0.0025	
11/28/2006	<0.0025	
7/6/2007	<0.0025	
12/13/2007	<0.0025	
6/20/2008	<0.0025	
12/7/2008	<0.0025	
7/9/2009	<0.0025	
12/28/2009	<0.0025	
6/22/2010	<0.0025	
1/4/2011	<0.0025	
7/9/2011	<0.0025	
1/21/2012	<0.0025	
7/11/2012	<0.0025	
1/20/2013	<0.0025	
7/19/2013	<0.0025	
1/15/2014	0.00016 (J)	
7/11/2014	0.00018 (J)	
1/16/2015	0.00016 (J)	
6/20/2015	0.00017 (J)	
1/16/2016	8E-05 (J)	
4/20/2016	<0.0025	
6/15/2016	0.00012 (J)	
8/10/2016	<0.0025	
9/27/2016	<0.0025	
11/15/2016	<0.0025	
1/12/2017	<0.0025	
1/23/2017	<0.0025	
3/1/2017	<0.0025	
4/20/2017	<0.0025	
7/19/2017	<0.0025	
1/11/2018	<0.0025	
7/12/2018	<0.0025	
1/30/2019	<0.0025	
3/27/2019	<0.0025	
9/11/2019	0.00021 (J)	
4/1/2020	<0.0025	
9/15/2020	<0.0025	
3/16/2021	0.00022 (J)	
8/18/2021	0.00018 (J)	
2/23/2022		<0.0025
8/3/2022		<0.0025
2/7/2023		<0.0025
8/2/2023		<0.0025

ND substitution: RL or RL/2 if <15% NDs.

Mann-Whitney (Wilcoxon Rank Sum)

Constituent: Beryllium (mg/L) Analysis Run 3/6/2024 12:03 PM View: Appendix I Mann-Whitney

Plant McIntosh Data: McIntosh LF4 CCR

	GWC-10	GWC-10
8/25/2004	<0.0025	
9/11/2004	<0.0025	
9/26/2004	<0.0025	
10/13/2004	<0.0025	
7/11/2005	<0.0025	
12/7/2005	<0.0025	
6/22/2006	<0.0025	
11/28/2006	<0.0025	
7/6/2007	<0.0025	
12/13/2007	<0.0025	
6/20/2008	<0.0025	
12/7/2008	<0.0025	
7/10/2009	<0.0025	
12/29/2009	<0.0025	
6/22/2010	<0.0025	
1/4/2011	<0.0025	
7/10/2011	<0.0025	
1/21/2012	<0.0025	
7/11/2012	<0.0025	
1/20/2013	<0.0025	
7/19/2013	<0.0025	
1/16/2014	<0.0025	
7/10/2014	<0.0025	
1/16/2015	<0.0025	
6/20/2015	0.00013 (J)	
1/16/2016	<0.0025	
4/21/2016	<0.0025	
6/16/2016	8.5E-05 (J)	
8/10/2016	<0.0025	
9/27/2016	<0.0025	
11/15/2016	<0.0025	
1/12/2017	<0.0025	
3/1/2017	<0.0025	
4/24/2017	<0.0025	
7/24/2017	<0.0025	
1/11/2018	<0.0025	
7/12/2018	<0.0025	
1/30/2019	<0.0025	
3/27/2019	<0.0025	
9/11/2019	<0.0025	
4/1/2020	<0.0025	
9/15/2020	<0.0025	
3/16/2021	0.00033 (J)	
8/18/2021	<0.0025	
2/23/2022		<0.0025
8/3/2022		<0.0025
2/8/2023		<0.0025
8/2/2023		<0.0025

ND substitution: RL or RL/2 if <15% NDs.

Mann-Whitney (Wilcoxon Rank Sum)

Constituent: Beryllium (mg/L) Analysis Run 3/6/2024 12:03 PM View: Appendix I Mann-Whitney

Plant McIntosh Data: McIntosh LF4 CCR

	GWC-11	GWC-11
8/25/2004	<0.0025	
9/11/2004	<0.0025	
9/26/2004	<0.0025	
10/13/2004	<0.0025	
7/11/2005	<0.0025	
12/7/2005	<0.0025	
6/22/2006	<0.0025	
11/28/2006	<0.0025	
7/6/2007	<0.0025	
12/13/2007	<0.0025	
6/20/2008	<0.0025	
12/7/2008	<0.0025	
7/10/2009	<0.0025	
12/29/2009	<0.0025	
6/22/2010	<0.0025	
1/5/2011	<0.0025	
7/9/2011	<0.0025	
1/21/2012	<0.0025	
7/11/2012	<0.0025	
1/19/2013	<0.0025	
7/19/2013	<0.0025	
1/15/2014	<0.0025	
7/11/2014	<0.0025	
1/16/2015	<0.0025	
6/20/2015	<0.0025	
1/14/2016	<0.0025	
4/20/2016	<0.0025	
6/15/2016	<0.0025	
8/10/2016	<0.0025	
9/27/2016	<0.0025	
11/15/2016	<0.0025	
1/12/2017	<0.0025	
3/1/2017	<0.0025	
4/24/2017	<0.0025	
7/24/2017	<0.0025	
1/11/2018	<0.0025	
7/12/2018	<0.0025	
1/30/2019	<0.0025	
3/27/2019	<0.0025	
9/11/2019	<0.0025	
4/2/2020	0.00023 (J)	
9/15/2020	<0.0025	
3/17/2021	0.00048 (J)	
8/18/2021	<0.0025	
2/23/2022		<0.0025
8/2/2022		<0.0025
2/8/2023		<0.0025
8/2/2023		<0.0025

ND substitution: RL or RL/2 if <15% NDs.

Mann-Whitney (Wilcoxon Rank Sum)

Constituent: Beryllium (mg/L) Analysis Run 3/6/2024 12:03 PM View: Appendix I Mann-Whitney

Plant McIntosh Data: McIntosh LF4 CCR

	GWC-12	GWC-12
8/25/2004	<0.0025	
9/11/2004	<0.0025	
9/26/2004	<0.0025	
10/13/2004	<0.0025	
7/11/2005	<0.0025	
12/7/2005	<0.0025	
6/22/2006	<0.0025	
11/28/2006	<0.0025	
7/6/2007	<0.0025	
12/13/2007	<0.0025	
6/20/2008	<0.0025	
12/7/2008	<0.0025	
7/10/2009	<0.0025	
12/28/2009	<0.0025	
6/22/2010	<0.0025	
1/4/2011	<0.0025	
7/9/2011	<0.0025	
1/20/2012	<0.0025	
7/11/2012	<0.0025	
1/19/2013	<0.0025	
7/18/2013	<0.0025	
1/15/2014	0.00017 (J)	
7/11/2014	0.00024 (J)	
1/15/2015	0.00015 (J)	
6/19/2015	0.00016 (J)	
1/16/2016	0.00014 (J)	
4/20/2016	<0.0025	
6/15/2016	0.00014 (J)	
8/10/2016	<0.0025	
9/27/2016	<0.0025	
11/15/2016	<0.0025	
1/12/2017	<0.0025	
3/1/2017	<0.0025	
4/20/2017	<0.0025	
7/20/2017	<0.0025	
1/11/2018	<0.0025	
7/12/2018	<0.0025	
1/30/2019	<0.0025	
3/27/2019	<0.0025	
9/11/2019	0.00022 (J)	
4/1/2020	<0.0025	
9/16/2020	<0.0025	
3/16/2021	0.00037 (J)	
8/18/2021	<0.0025	
2/23/2022		<0.0025
8/3/2022		0.00027 (J)
2/7/2023		<0.0025
8/2/2023		<0.0025

ND substitution: RL or RL/2 if <15% NDs.

Mann-Whitney (Wilcoxon Rank Sum)

Constituent: Beryllium (mg/L) Analysis Run 3/6/2024 12:03 PM View: Appendix I Mann-Whitney

Plant McIntosh Data: McIntosh LF4 CCR

	GWC-17	GWC-17
12/8/2015	0.00046 (J)	
12/14/2015	0.00052 (J)	
12/28/2015	0.00057 (J)	
1/13/2016	0.00056 (J)	
1/26/2016	0.00057 (J)	
4/20/2016	<0.003 (o)	
6/15/2016	0.00056 (J)	
8/9/2016	0.00054 (J)	
9/27/2016	0.00056 (J)	
11/15/2016	0.00047 (J)	
1/11/2017	0.00066 (J)	
3/1/2017	0.00066 (J)	
4/20/2017	0.00055 (J)	
7/19/2017	0.00061 (J)	
1/11/2018	0.00064 (J)	
7/11/2018	0.00065 (J)	
1/29/2019	0.00062 (J)	
3/27/2019	0.00062	
9/11/2019	0.001	
4/1/2020	0.00058 (J)	
9/15/2020	0.00063 (J)	
3/16/2021	0.00062 (J)	
8/19/2021	0.00057 (J)	
2/22/2022		0.00078 (J)
8/2/2022		0.00057 (J)
2/8/2023		0.00071 (J)
8/2/2023		0.00057 (J)

Mann-Whitney (Wilcoxon Rank Sum)

Constituent: Beryllium (mg/L) Analysis Run 3/6/2024 12:03 PM View: Appendix I Mann-Whitney

Plant McIntosh Data: McIntosh LF4 CCR

	GWC-18	GWC-18
12/8/2015	<0.0025	
12/14/2015	<0.0025	
12/28/2015	<0.0025	
1/14/2016	<0.0025	
1/26/2016	<0.0025	
4/19/2016	<0.0025	
6/16/2016	<0.0025	
8/11/2016	<0.0025	
9/28/2016	<0.0025	
11/16/2016	<0.0025	
1/11/2017	<0.0025	
3/1/2017	<0.0025	
4/25/2017	<0.0025	
7/25/2017	<0.0025	
1/12/2018	<0.0025	
7/11/2018	<0.0025	
1/30/2019	<0.0025	
3/27/2019	<0.0025	
9/11/2019	0.00026 (J)	
4/1/2020	<0.0025	
9/15/2020	<0.0025	
3/17/2021	<0.0025	
8/19/2021	<0.0025	
2/23/2022		<0.0025
8/2/2022		<0.0025
2/7/2023		<0.0025
8/2/2023		<0.0025

ND substitution: RL or RL/2 if <15% NDs.

Mann-Whitney (Wilcoxon Rank Sum)

Constituent: Beryllium (mg/L) Analysis Run 3/6/2024 12:03 PM View: Appendix I Mann-Whitney

Plant McIntosh Data: McIntosh LF4 CCR

	GWC-19	GWC-19
12/8/2015	0.00018 (J)	
12/15/2015	0.00014 (J)	
12/28/2015	9E-05 (J)	
1/14/2016	0.0001 (J)	
1/26/2016	0.00011 (J)	
4/19/2016	<0.0025	
6/16/2016	0.00011 (J)	
8/10/2016	<0.0025	
9/28/2016	<0.0025	
11/15/2016	<0.0025	
1/16/2017	<0.0025	
3/1/2017	<0.0025	
4/25/2017	<0.0025	
7/25/2017	<0.0025	
1/12/2018	<0.0025	
7/11/2018	<0.0025	
1/29/2019	0.00023 (J)	
3/27/2019	<0.0025	
9/11/2019	0.00058 (J)	
4/1/2020	<0.0025	
9/16/2020	0.00022 (J)	
3/16/2021	0.00024 (J)	
8/19/2021	<0.0025	
2/23/2022		0.00031 (J)
8/3/2022		<0.0025
2/8/2023		0.00022 (J)
8/2/2023		0.0002 (J)

ND substitution: RL or RL/2 if <15% NDs.

Mann-Whitney (Wilcoxon Rank Sum)

Constituent: Beryllium (mg/L) Analysis Run 3/6/2024 12:03 PM View: Appendix I Mann-Whitney

Plant McIntosh Data: McIntosh LF4 CCR

	GWC-20	GWC-20
12/9/2015	0.00026 (J)	
12/14/2015	0.00032 (J)	
12/29/2015	0.00043 (J)	
1/14/2016	0.00032 (J)	
1/25/2016	0.00038 (J)	
4/21/2016	<0.0025	
6/16/2016	0.00032 (J)	
8/10/2016	<0.0025	
9/27/2016	<0.0025	
11/15/2016	<0.0025	
1/13/2017	<0.0025	
3/1/2017	<0.0025	
4/25/2017	<0.0025	
7/25/2017	<0.0025	
1/12/2018	<0.0025	
7/11/2018	<0.0025	
1/29/2019	0.00016 (J)	
3/27/2019	<0.0025	
9/11/2019	0.00052 (J)	
4/1/2020	<0.0025	
9/15/2020	0.00025 (J)	
3/16/2021	0.00022 (J)	
8/19/2021	<0.0025	
2/22/2022		<0.0025
8/3/2022		0.00031 (J)
2/8/2023		<0.0025
8/2/2023		<0.0025

ND substitution: RL or RL/2 if <15% NDs.

Mann-Whitney (Wilcoxon Rank Sum)

Constituent: Beryllium (mg/L) Analysis Run 3/6/2024 12:03 PM View: Appendix I Mann-Whitney

Plant McIntosh Data: McIntosh LF4 CCR

	GWC-21	GWC-21
12/9/2015	<0.0025	
12/14/2015	<0.0025	
12/29/2015	<0.0025	
1/14/2016	<0.0025	
1/25/2016	<0.0025	
4/21/2016	<0.0025	
6/16/2016	<0.0025	
8/10/2016	<0.0025	
9/27/2016	0.00064 (J)	
11/15/2016	<0.0025	
1/12/2017	<0.0025	
3/1/2017	<0.0025	
4/24/2017	<0.0025	
7/25/2017	<0.0025	
1/11/2018	<0.0025	
7/11/2018	<0.0025	
1/30/2019	<0.0025	
3/27/2019	<0.0025	
9/11/2019	0.00054 (J)	
4/1/2020	<0.0025	
9/15/2020	<0.0025	
3/17/2021	<0.0025	
8/19/2021	<0.0025	
2/23/2022		<0.0025
8/4/2022		<0.0025
2/8/2023		<0.0025
8/3/2023		<0.0025

ND substitution: RL or RL/2 if <15% NDs.

Mann-Whitney (Wilcoxon Rank Sum)

Constituent: Beryllium (mg/L) Analysis Run 3/6/2024 12:03 PM View: Appendix I Mann-Whitney

Plant McIntosh Data: McIntosh LF4 CCR

	GWC-23	GWC-23
6/16/2016	<0.0025	
8/10/2016	<0.0025	
9/28/2016	<0.0025	
11/16/2016	<0.0025	
1/17/2017	<0.0025	
3/2/2017	<0.0025	
4/25/2017	<0.0025	
7/13/2017	<0.0025	
7/25/2017	<0.0025	
1/12/2018	<0.0025	
7/12/2018	<0.0025	
1/30/2019	<0.0025	
3/27/2019	<0.0025	
9/11/2019	0.00026 (J)	
4/1/2020	<0.0025	
9/15/2020	<0.0025	
3/17/2021	0.00018 (J)	
8/19/2021	<0.0025	
2/23/2022		<0.0025
8/4/2022		<0.0025
2/8/2023		<0.0025
8/3/2023		<0.0025

ND substitution: RL or RL/2 if <15% NDs.

Mann-Whitney (Wilcoxon Rank Sum)

Constituent: Beryllium (mg/L) Analysis Run 3/6/2024 12:03 PM View: Appendix I Mann-Whitney

Plant McIntosh Data: McIntosh LF4 CCR

	GWC-9	GWC-9
8/25/2004	<0.0025	
9/11/2004	<0.0025	
9/26/2004	<0.0025	
10/13/2004	<0.0025	
7/11/2005	<0.0025	
12/7/2005	<0.0025	
6/22/2006	<0.0025	
11/28/2006	<0.0025	
7/6/2007	<0.0025	
12/13/2007	<0.0025	
6/20/2008	<0.0025	
12/7/2008	<0.0025	
7/9/2009	<0.0025	
12/29/2009	<0.0025	
6/22/2010	<0.0025	
1/5/2011	<0.0025	
7/9/2011	<0.0025	
1/21/2012	<0.0025	
7/11/2012	<0.0025	
1/19/2013	<0.0025	
7/18/2013	<0.0025	
1/15/2014	<0.0025	
7/10/2014	0.0001 (J)	
1/16/2015	<0.0025	
6/20/2015	<0.0025	
1/14/2016	<0.0025	
4/19/2016	<0.0025	
6/15/2016	7.7E-05 (J)	
8/10/2016	<0.0025	
9/27/2016	<0.0025	
11/15/2016	<0.0025	
1/13/2017	<0.0025	
3/1/2017	<0.0025	
4/24/2017	<0.0025	
7/24/2017	<0.0025	
1/12/2018	<0.0025	
7/12/2018	<0.0025	
1/30/2019	<0.0025	
3/27/2019	<0.0025	
9/11/2019	0.00021 (J)	
4/1/2020	<0.0025	
9/16/2020	<0.0025	
3/17/2021	0.00024 (J)	
8/19/2021	<0.0025	
2/23/2022		<0.0025
8/3/2022		<0.0025
2/8/2023		<0.0025
8/2/2023		<0.0025

ND substitution: RL or RL/2 if <15% NDs.

Mann-Whitney (Wilcoxon Rank Sum)

Constituent: Cadmium (mg/L) Analysis Run 3/6/2024 12:03 PM View: Appendix I Mann-Whitney

Plant McIntosh Data: McIntosh LF4 CCR

	GWA-13	GWA-13
12/7/2015	<0.0025	
12/15/2015	<0.0025	
12/29/2015	<0.0025	
1/13/2016	<0.0025	
1/25/2016	<0.0025	
4/20/2016	<0.0025	
6/14/2016	0.001	
8/9/2016	<0.0025	
9/27/2016	<0.0025	
11/15/2016	<0.0025	
1/12/2017	<0.0025	
2/28/2017	<0.0025	
4/20/2017	<0.0025	
7/18/2017	<0.0025	
1/10/2018	<0.0025	
7/11/2018	<0.0025	
1/29/2019	<0.0025	
3/26/2019	<0.0025	
9/10/2019	0.00035 (J)	
3/31/2020	<0.0025	
9/15/2020	<0.0025	
3/16/2021	<0.0025	
8/18/2021	<0.0025	
2/22/2022		<0.0025
8/2/2022		<0.0025
2/6/2023		<0.0025
8/1/2023		<0.0025

ND substitution: RL or RL/2 if <15% NDs.

Mann-Whitney (Wilcoxon Rank Sum)

Constituent: Cadmium (mg/L) Analysis Run 3/6/2024 12:03 PM View: Appendix I Mann-Whitney

Plant McIntosh Data: McIntosh LF4 CCR

	GWA-14	GWA-14
12/7/2015	<0.0025	
12/15/2015	<0.0025	
12/29/2015	<0.0025	
1/13/2016	<0.0025	
1/25/2016	<0.0025	
4/20/2016	<0.0025	
6/14/2016	6.2E-05 (J)	
8/9/2016	<0.0025	
9/27/2016	<0.0025	
11/15/2016	<0.0025	
1/11/2017	<0.0025	
2/28/2017	<0.0025	
4/20/2017	<0.0025	
7/19/2017	<0.0025	
1/11/2018	<0.0025	
7/11/2018	<0.0025	
1/29/2019	<0.0025	
3/26/2019	<0.0025	
9/10/2019	<0.0025	
4/1/2020	<0.0025	
9/15/2020	<0.0025	
3/16/2021	<0.0025	
8/17/2021	0.00036 (J)	
2/22/2022		<0.0025
8/2/2022		<0.0025
2/7/2023		<0.0025
8/2/2023		<0.0025

ND substitution: RL or RL/2 if <15% NDs.

Mann-Whitney (Wilcoxon Rank Sum)

Constituent: Cadmium (mg/L) Analysis Run 3/6/2024 12:03 PM View: Appendix I Mann-Whitney

Plant McIntosh Data: McIntosh LF4 CCR

	GWA-16	GWA-16
12/7/2015	<0.0025	
12/14/2015	<0.0025	
12/28/2015	<0.0025	
1/13/2016	<0.0025	
1/25/2016	<0.0025	
4/20/2016	<0.0025	
6/15/2016	<0.0025	
8/9/2016	<0.0025	
9/27/2016	<0.0025	
11/15/2016	<0.0025	
1/11/2017	<0.0025	
3/1/2017	<0.0025	
4/20/2017	<0.0025	
7/19/2017	<0.0025	
1/11/2018	<0.0025	
7/11/2018	<0.0025	
1/29/2019	<0.0025	
3/26/2019	<0.0025	
9/10/2019	0.00015 (J)	
4/1/2020	<0.0025	
9/15/2020	<0.0025	
3/16/2021	<0.0025	
8/17/2021	<0.0025	
2/22/2022		<0.0025
8/2/2022		<0.0025
2/7/2023		<0.0025
8/1/2023		<0.0025

ND substitution: RL or RL/2 if <15% NDs.

Mann-Whitney (Wilcoxon Rank Sum)

Constituent: Cadmium (mg/L) Analysis Run 3/6/2024 12:03 PM View: Appendix I Mann-Whitney

Plant McIntosh Data: McIntosh LF4 CCR

	GWA-4A	GWA-4A
8/25/2004	<0.0025	
9/11/2004	<0.0025	
9/26/2004	<0.0025	
10/13/2004	<0.0025	
7/11/2005	<0.0025	
12/7/2005	<0.0025	
6/22/2006	<0.0025	
11/28/2006	<0.0025	
7/6/2007	<0.0025	
12/13/2007	<0.0025	
6/20/2008	<0.0025	
12/7/2008	<0.0025	
7/9/2009	<0.0025	
12/30/2009	<0.0025	
6/22/2010	<0.0025	
1/4/2011	<0.0025	
7/10/2011	<0.0025	
1/21/2012	<0.0025	
7/11/2012	<0.0025	
1/20/2013	<0.0025	
7/19/2013	<0.0025	
1/16/2014	<0.0025	
7/10/2014	<0.0025	
1/16/2015	<0.0025	
6/20/2015	<0.0025	
1/14/2016	<0.0025	
4/20/2016	0.000111 (J)	
6/14/2016	0.00013 (J)	
8/11/2016	<0.0025	
9/27/2016	<0.0025	
11/14/2016	<0.0025	
1/10/2017	<0.0025	
2/28/2017	<0.0025	
4/20/2017	<0.0025	
7/18/2017	<0.0025	
1/10/2018	<0.0025	
7/11/2018	<0.0025	
1/29/2019	<0.0025	
3/26/2019	<0.0025	
9/10/2019	0.00019 (J)	
3/31/2020	<0.0025	
9/16/2020	<0.0025	
3/17/2021	<0.0025	
8/19/2021	<0.0025	
2/23/2022		0.00024 (J)
8/3/2022		<0.0025
2/7/2023		<0.0025
8/1/2023		<0.0025

ND substitution: RL or RL/2 if <15% NDs.

Mann-Whitney (Wilcoxon Rank Sum)

Constituent: Cadmium (mg/L) Analysis Run 3/6/2024 12:03 PM View: Appendix I Mann-Whitney

Plant McIntosh Data: McIntosh LF4 CCR

	GWC-1	GWC-1
8/25/2004	<0.0025	
9/11/2004	<0.0025	
9/26/2004	<0.0025	
7/11/2005	<0.0025	
12/7/2005	<0.0025	
6/22/2006	<0.0025	
11/28/2006	<0.0025	
7/6/2007	<0.0025	
12/13/2007	<0.0025	
6/20/2008	<0.0025	
12/7/2008	<0.0025	
7/9/2009	<0.0025	
12/28/2009	<0.0025	
6/22/2010	<0.0025	
1/4/2011	<0.0025	
7/9/2011	<0.0025	
1/21/2012	<0.0025	
7/11/2012	<0.0025	
1/20/2013	<0.0025	
7/19/2013	<0.0025	
1/15/2014	<0.0025	
7/11/2014	<0.0025	
1/16/2015	<0.0025	
6/20/2015	<0.0025	
1/16/2016	<0.0025	
4/20/2016	<0.0025	
6/15/2016	<0.0025	
8/10/2016	<0.0025	
9/27/2016	<0.0025	
11/15/2016	<0.0025	
1/12/2017	<0.0025	
1/23/2017	<0.0025	
3/1/2017	<0.0025	
4/20/2017	<0.0025	
7/19/2017	<0.0025	
1/11/2018	<0.0025	
7/12/2018	<0.0025	
1/30/2019	<0.0025	
3/27/2019	<0.0025	
9/11/2019	<0.0025	
4/1/2020	<0.0025	
9/15/2020	<0.0025	
3/16/2021	<0.0025	
8/18/2021	<0.0025	
2/23/2022		<0.0025
8/3/2022		0.0001 (J)
2/7/2023		<0.0025
8/2/2023		<0.0025

ND substitution: RL or RL/2 if <15% NDs.

Mann-Whitney (Wilcoxon Rank Sum)

Constituent: Cadmium (mg/L) Analysis Run 3/6/2024 12:03 PM View: Appendix I Mann-Whitney

Plant McIntosh Data: McIntosh LF4 CCR

	GWC-17	GWC-17
12/8/2015	0.00049 (J)	
12/14/2015	0.00053 (J)	
12/28/2015	0.00061 (J)	
1/13/2016	0.00063 (J)	
1/26/2016	0.00072 (J)	
4/20/2016	0.000633 (J)	
6/15/2016	0.00055 (J)	
8/9/2016	0.00046 (J)	
9/27/2016	0.00071 (J)	
11/15/2016	0.00056 (J)	
1/11/2017	0.0007 (J)	
3/1/2017	0.00063 (J)	
4/20/2017	0.00055 (J)	
7/19/2017	0.00072 (J)	
1/11/2018	0.00062 (J)	
7/11/2018	0.0004 (J)	
1/29/2019	0.00062 (J)	
3/27/2019	0.00041	
9/11/2019	0.00064 (J)	
4/1/2020	0.00048 (J)	
9/15/2020	0.00046 (J)	
3/16/2021	0.00057 (J)	
8/19/2021	0.00057 (J)	
2/22/2022		0.00064 (J)
8/2/2022		0.00057 (J)
2/8/2023		0.00058 (J)
8/2/2023		0.00052 (J)

Mann-Whitney (Wilcoxon Rank Sum)

Constituent: Cadmium (mg/L) Analysis Run 3/6/2024 12:03 PM View: Appendix I Mann-Whitney

Plant McIntosh Data: McIntosh LF4 CCR

	GWC-18	GWC-18
12/8/2015	<0.0025	
12/14/2015	<0.0025	
12/28/2015	<0.0025	
1/14/2016	<0.0025	
1/26/2016	<0.0025	
4/19/2016	<0.0025	
6/16/2016	8.5E-05 (J)	
8/11/2016	<0.0025	
9/28/2016	<0.0025	
11/16/2016	<0.0025	
1/11/2017	<0.0025	
3/1/2017	<0.0025	
4/25/2017	<0.0025	
7/25/2017	<0.0025	
1/12/2018	<0.0025	
7/11/2018	<0.0025	
1/30/2019	<0.0025	
3/27/2019	<0.0025	
9/11/2019	<0.0025	
4/1/2020	<0.0025	
9/15/2020	<0.0025	
3/17/2021	<0.0025	
8/19/2021	<0.0025	
2/23/2022		<0.0025
8/2/2022		<0.0025
2/7/2023		<0.0025
8/2/2023		<0.0025

ND substitution: RL or RL/2 if <15% NDs.

Mann-Whitney (Wilcoxon Rank Sum)

Constituent: Cadmium (mg/L) Analysis Run 3/6/2024 12:03 PM View: Appendix I Mann-Whitney

Plant McIntosh Data: McIntosh LF4 CCR

	GWC-19	GWC-19
12/8/2015	<0.0025	
12/15/2015	<0.0025	
12/28/2015	<0.0025	
1/14/2016	<0.0025	
1/26/2016	<0.0025	
4/19/2016	0.00017 (J)	
6/16/2016	0.00018 (J)	
8/10/2016	<0.0025	
9/28/2016	<0.0025	
11/15/2016	<0.0025	
1/16/2017	<0.0025	
3/1/2017	<0.0025	
4/25/2017	<0.0025	
7/25/2017	<0.0025	
1/12/2018	<0.0025	
7/11/2018	<0.0025	
1/29/2019	0.0002 (J)	
3/27/2019	<0.0025	
9/11/2019	0.00031 (J)	
4/1/2020	<0.0025	
9/16/2020	<0.0025	
3/16/2021	<0.0025	
8/19/2021	<0.0025	
2/23/2022		<0.0025
8/3/2022		0.00016 (J)
2/8/2023		0.00018 (J)
8/2/2023		0.00025 (J)

ND substitution: RL or RL/2 if <15% NDs.

Mann-Whitney (Wilcoxon Rank Sum)

Constituent: Cadmium (mg/L) Analysis Run 3/6/2024 12:03 PM View: Appendix I Mann-Whitney

Plant McIntosh Data: McIntosh LF4 CCR

	GWC-20	GWC-20
12/9/2015	<0.0025	
12/14/2015	0.00031 (J)	
12/29/2015	0.00075 (J)	
1/14/2016	0.00039 (J)	
1/25/2016	0.00078 (J)	
4/21/2016	0.00052 (J)	
6/16/2016	0.00044 (J)	
8/10/2016	<0.0025	
9/27/2016	<0.0025	
11/15/2016	<0.0025	
1/13/2017	0.00036 (J)	
3/1/2017	<0.0025	
4/25/2017	<0.0025	
7/25/2017	<0.0025	
1/12/2018	<0.0025	
7/11/2018	<0.0025	
1/29/2019	0.00016 (J)	
3/27/2019	<0.0025	
9/11/2019	0.00029 (J)	
4/1/2020	<0.0025	
9/15/2020	<0.0025	
3/16/2021	<0.0025	
8/19/2021	<0.0025	
2/22/2022		<0.0025
8/3/2022		0.00016 (J)
2/8/2023		0.00011 (J)
8/2/2023		0.00015 (J)

ND substitution: RL or RL/2 if <15% NDs.

Mann-Whitney (Wilcoxon Rank Sum)

Constituent: Cadmium (mg/L) Analysis Run 3/6/2024 12:03 PM View: Appendix I Mann-Whitney

Plant McIntosh Data: McIntosh LF4 CCR

	GWC-21	GWC-21
12/9/2015	<0.0025	
12/14/2015	<0.0025	
12/29/2015	<0.0025	
1/14/2016	<0.0025	
1/25/2016	<0.0025	
4/21/2016	<0.0025	
6/16/2016	0.00012 (J)	
8/10/2016	<0.0025	
9/27/2016	0.00062 (J)	
11/15/2016	<0.0025	
1/12/2017	<0.0025	
3/1/2017	<0.0025	
4/24/2017	<0.0025	
7/25/2017	<0.0025	
1/11/2018	<0.0025	
7/11/2018	<0.0025	
1/30/2019	0.00014 (J)	
3/27/2019	<0.0025	
9/11/2019	0.00029 (J)	
4/1/2020	<0.0025	
9/15/2020	<0.0025	
3/17/2021	<0.0025	
8/19/2021	<0.0025	
2/23/2022		<0.0025
8/4/2022		0.00014 (J)
2/8/2023		<0.0025
8/3/2023		0.00011 (J)

ND substitution: RL or RL/2 if <15% NDs.

Mann-Whitney (Wilcoxon Rank Sum)

Constituent: Cadmium (mg/L) Analysis Run 3/6/2024 12:03 PM View: Appendix I Mann-Whitney

Plant McIntosh Data: McIntosh LF4 CCR

	GWC-23	GWC-23
6/16/2016	<0.0025	
8/10/2016	<0.0025	
9/28/2016	<0.0025	
11/16/2016	<0.0025	
1/17/2017	<0.0025	
3/2/2017	<0.0025	
4/25/2017	<0.0025	
7/13/2017	<0.0025	
7/25/2017	<0.0025	
1/12/2018	<0.0025	
7/12/2018	<0.0025	
1/30/2019	0.00015 (J)	
3/27/2019	<0.0025	
9/11/2019	0.00018 (J)	
4/1/2020	<0.0025	
9/15/2020	<0.0025	
3/17/2021	<0.0025	
8/19/2021	<0.0025	
2/23/2022		<0.0025
8/4/2022		<0.0025
2/8/2023		0.00013 (J)
8/3/2023		0.0001 (J)

ND substitution: RL or RL/2 if <15% NDs.

Mann-Whitney (Wilcoxon Rank Sum)

Constituent: Cadmium (mg/L) Analysis Run 3/6/2024 12:03 PM View: Appendix I Mann-Whitney

Plant McIntosh Data: McIntosh LF4 CCR

	GWC-9	GWC-9
8/25/2004	<0.0025	
9/11/2004	<0.0025	
9/26/2004	<0.0025	
10/13/2004	<0.0025	
7/11/2005	<0.0025	
12/7/2005	<0.0025	
6/22/2006	<0.0025	
11/28/2006	<0.0025	
7/6/2007	<0.0025	
12/13/2007	<0.0025	
6/20/2008	<0.0025	
12/7/2008	<0.0025	
7/9/2009	<0.0025	
12/29/2009	<0.0025	
6/22/2010	<0.0025	
1/5/2011	<0.0025	
7/9/2011	<0.0025	
1/21/2012	<0.0025	
7/11/2012	<0.0025	
1/19/2013	<0.0025	
7/18/2013	<0.0025	
1/15/2014	<0.0025	
7/10/2014	<0.0025	
1/16/2015	<0.0025	
6/20/2015	<0.0025	
1/14/2016	<0.0025	
4/19/2016	<0.0025	
6/15/2016	<0.0025	
8/10/2016	<0.0025	
9/27/2016	<0.0025	
11/15/2016	<0.0025	
1/13/2017	<0.0025	
3/1/2017	<0.0025	
4/24/2017	<0.0025	
7/24/2017	<0.0025	
1/12/2018	<0.0025	
7/12/2018	<0.0025	
1/30/2019	<0.0025	
3/27/2019	<0.0025	
9/11/2019	<0.0025	
4/1/2020	<0.0025	
9/16/2020	<0.0025	
3/17/2021	<0.0025	
8/19/2021	<0.0025	
2/23/2022		<0.0025
8/3/2022		0.00011 (J)
2/8/2023		9.5E-05 (J)
8/2/2023		<0.0025

ND substitution: RL or RL/2 if <15% NDs.

Mann-Whitney (Wilcoxon Rank Sum)

Constituent: Chromium (mg/L) Analysis Run 3/6/2024 12:03 PM View: Appendix I Mann-Whitney

Plant McIntosh Data: McIntosh LF4 CCR

	GWA-13	GWA-13
12/7/2015	<0.002	
12/15/2015	<0.002	
12/29/2015	<0.002	
1/25/2016	<0.002	
4/20/2016	<0.01 (o)	
6/14/2016	0.0094 (J)	
8/9/2016	<0.002	
9/27/2016	<0.002	
11/15/2016	<0.002	
1/12/2017	<0.002	
2/28/2017	0.0049	
4/20/2017	0.0011 (J)	
7/18/2017	<0.002	
1/10/2018	<0.002	
7/11/2018	<0.002	
1/29/2019	0.0037 (J)	
3/26/2019	0.0014	
9/10/2019	0.0052	
3/31/2020	0.0019 (J)	
9/15/2020	<0.002	
3/16/2021	<0.002	
8/18/2021	<0.002	
2/22/2022		<0.002
8/2/2022		<0.002
2/6/2023		0.0025
8/1/2023		0.0018 (J)

ND substitution: RL or RL/2 if <15% NDs.

Mann-Whitney (Wilcoxon Rank Sum)

Constituent: Chromium (mg/L) Analysis Run 3/6/2024 12:03 PM View: Appendix I Mann-Whitney

Plant McIntosh Data: McIntosh LF4 CCR

	GWA-14	GWA-14
12/7/2015	<0.002	
12/15/2015	<0.002	
12/29/2015	<0.002	
1/25/2016	<0.002	
4/20/2016	<0.002	
6/14/2016	0.00086 (J)	
8/9/2016	<0.002	
9/27/2016	<0.002	
11/15/2016	<0.002	
1/11/2017	<0.002	
2/28/2017	0.0047	
4/20/2017	<0.002	
7/19/2017	<0.002	
1/11/2018	<0.002	
7/11/2018	<0.002	
1/29/2019	<0.002	
3/26/2019	<0.002	
9/10/2019	0.004	
4/1/2020	<0.002	
9/15/2020	<0.002	
3/16/2021	<0.002	
8/17/2021	<0.002	
2/22/2022		<0.002
8/2/2022		<0.002
2/7/2023		0.0021
8/2/2023		0.0021

ND substitution: RL or RL/2 if <15% NDs.

Mann-Whitney (Wilcoxon Rank Sum)

Constituent: Chromium (mg/L) Analysis Run 3/6/2024 12:03 PM View: Appendix I Mann-Whitney

Plant McIntosh Data: McIntosh LF4 CCR

	GWA-15	GWA-15
12/7/2015	<0.002	
12/15/2015	<0.002	
12/28/2015	<0.002	
1/25/2016	<0.002	
4/21/2016	<0.002	
6/15/2016	0.0008 (J)	
8/9/2016	<0.002	
9/27/2016	<0.002	
11/15/2016	<0.002	
1/11/2017	<0.002	
2/28/2017	0.0051	
4/20/2017	0.0012 (J)	
7/19/2017	0.0013 (J)	
1/11/2018	0.0011 (J)	
7/11/2018	<0.002	
1/29/2019	<0.002	
3/26/2019	0.0016	
9/11/2019	0.0038	
4/1/2020	0.0015 (J)	
9/15/2020	<0.002	
3/17/2021	<0.002	
8/19/2021	<0.002	
2/22/2022		<0.002
8/2/2022		<0.002
2/7/2023		0.0021
8/1/2023		0.0019 (J)

ND substitution: RL or RL/2 if <15% NDs.

Mann-Whitney (Wilcoxon Rank Sum)

Constituent: Chromium (mg/L) Analysis Run 3/6/2024 12:03 PM View: Appendix I Mann-Whitney

Plant McIntosh Data: McIntosh LF4 CCR

	GWA-16	GWA-16
12/7/2015	<0.002	
12/14/2015	<0.002	
12/28/2015	<0.002	
1/25/2016	<0.002	
4/20/2016	<0.002	
6/15/2016	0.00072 (J)	
8/9/2016	<0.002	
9/27/2016	<0.002	
11/15/2016	0.0011 (J)	
1/11/2017	0.0012 (J)	
3/1/2017	0.0052	
4/20/2017	0.0013 (J)	
7/19/2017	0.0015 (J)	
1/11/2018	0.0013 (J)	
7/11/2018	0.0012 (J)	
1/29/2019	<0.002	
3/26/2019	0.0015	
9/10/2019	0.004	
4/1/2020	0.024	
9/15/2020	0.0015 (J)	
3/16/2021	0.0017 (J)	
8/17/2021	0.0019 (J)	
2/22/2022		0.0015 (J)
8/2/2022		<0.002
2/7/2023		0.0025
8/1/2023		0.0024

ND substitution: RL or RL/2 if <15% NDs.

Mann-Whitney (Wilcoxon Rank Sum)

Constituent: Chromium (mg/L) Analysis Run 3/6/2024 12:03 PM View: Appendix I Mann-Whitney

Plant McIntosh Data: McIntosh LF4 CCR

	GWA-2	GWA-2
8/25/2004	<0.0025	
9/11/2004	<0.0025	
9/26/2004	<0.0025	
10/13/2004	<0.0025	
7/11/2005	<0.0025	
12/7/2005	<0.0025	
6/22/2006	0.0024	
11/28/2006	0.0019	
7/6/2007	0.0021	
12/13/2007	0.0021	
6/20/2008	0.0017	
12/7/2008	0.0018	
7/9/2009	0.0015	
12/28/2009	0.002	
6/22/2010	0.0017	
1/4/2011	0.002	
7/9/2011	0.0027	
1/21/2012	<0.0025	
7/11/2012	0.0061 (O)	
1/20/2013	0.002	
7/19/2013	0.0021	
1/15/2014	0.0029	
7/11/2014	0.002	
1/16/2015	0.0026	
6/20/2015	0.002	
1/16/2016	0.0015	
4/19/2016	<0.0025	
6/14/2016	0.0017 (J)	
8/9/2016	0.0014 (J)	
9/26/2016	0.0016 (J)	
11/15/2016	0.0015 (J)	
1/10/2017	0.0015 (J)	
2/28/2017	0.0044	
4/19/2017	0.0011 (J)	
7/17/2017	0.0011 (J)	
1/10/2018	0.0014 (J)	
7/11/2018	0.0011 (J)	
1/29/2019	<0.0025	
3/27/2019	0.0016	
9/11/2019	0.004	
4/1/2020	0.0017 (J)	
9/15/2020	0.0015 (J)	
3/16/2021	0.0015 (J)	
8/17/2021	0.0016 (J)	
2/22/2022		0.0018 (J)
8/2/2022		0.0015 (J)
2/7/2023		0.0028
8/1/2023		0.0025

ND substitution: RL or RL/2 if <15% NDs.

Mann-Whitney (Wilcoxon Rank Sum)

Constituent: Chromium (mg/L) Analysis Run 3/6/2024 12:03 PM View: Appendix I Mann-Whitney

Plant McIntosh Data: McIntosh LF4 CCR

	GWA-3	GWA-3
8/25/2004	<0.002	
9/11/2004	0.0024	
9/26/2004	<0.002	
10/13/2004	<0.002	
7/11/2005	<0.002	
12/7/2005	<0.002	
6/22/2006	0.0021	
11/28/2006	0.0023	
7/6/2007	0.0049	
12/13/2007	0.0013	
6/20/2008	0.0025	
12/7/2008	0.0034	
7/9/2009	<0.002	
12/28/2009	0.0021	
6/22/2010	0.0018	
1/5/2011	0.077 (O)	
7/9/2011	0.004	
1/20/2012	<0.002	
7/11/2012	<0.002	
1/19/2013	0.0013	
7/18/2013	0.0022	
1/15/2014	0.0019	
7/11/2014	0.0014	
1/15/2015	0.0011 (J)	
6/19/2015	0.0012 (J)	
1/16/2016	0.0014	
4/19/2016	<0.002	
6/14/2016	0.00085 (J)	
8/9/2016	<0.002	
9/27/2016	<0.002	
11/14/2016	0.0011 (J)	
1/10/2017	0.0012 (J)	
2/28/2017	0.004	
4/19/2017	0.0011 (J)	
7/18/2017	<0.002	
1/10/2018	0.0012 (J)	
7/11/2018	0.0011 (J)	
1/29/2019	<0.002	
3/27/2019	0.0014	
9/11/2019	0.0034	
4/1/2020	<0.002	
9/15/2020	<0.002	
3/16/2021	0.0015 (J)	
8/17/2021	0.0015 (J)	
2/22/2022		<0.002
8/2/2022		<0.002
2/7/2023		0.0019 (J)
8/2/2023		0.0022

ND substitution: RL or RL/2 if <15% NDs.

Mann-Whitney (Wilcoxon Rank Sum)

Constituent: Chromium (mg/L) Analysis Run 3/6/2024 12:03 PM View: Appendix I Mann-Whitney

Plant McIntosh Data: McIntosh LF4 CCR

	GWA-4A	GWA-4A
8/25/2004	0.0022	
9/11/2004	<0.002	
9/26/2004	<0.002	
10/13/2004	<0.002	
7/11/2005	<0.002	
12/7/2005	<0.002	
6/22/2006	<0.002	
11/28/2006	<0.002	
7/6/2007	<0.002	
12/13/2007	<0.002	
6/20/2008	<0.002	
12/7/2008	<0.002	
7/9/2009	<0.002	
12/30/2009	0.0078	
6/22/2010	<0.002	
1/4/2011	0.0037	
7/10/2011	<0.002	
1/21/2012	<0.002	
7/11/2012	0.0096	
1/20/2013	0.0052	
7/19/2013	0.002	
1/16/2014	0.0061	
7/10/2014	<0.002	
1/16/2015	0.002	
6/20/2015	0.0011 (J)	
1/14/2016	0.0011 (J)	
4/20/2016	<0.002	
6/14/2016	0.0013 (J)	
8/11/2016	<0.002	
9/27/2016	<0.002	
11/14/2016	<0.002	
1/10/2017	<0.002	
2/28/2017	0.0048	
4/20/2017	<0.002	
7/18/2017	<0.002	
1/10/2018	<0.002	
7/11/2018	<0.002	
1/29/2019	<0.002	
3/26/2019	<0.002	
9/10/2019	0.0031	
3/31/2020	<0.002	
9/16/2020	<0.002	
3/17/2021	<0.002	
8/19/2021	<0.002	
2/23/2022		<0.002
8/3/2022		<0.002
2/7/2023		<0.002
8/1/2023		<0.002

ND substitution: RL or RL/2 if <15% NDs.

Mann-Whitney (Wilcoxon Rank Sum)

Constituent: Chromium (mg/L) Analysis Run 3/6/2024 12:03 PM View: Appendix I Mann-Whitney

Plant McIntosh Data: McIntosh LF4 CCR

	GWA-5	GWA-5
8/25/2004	0.22 (O)	
9/11/2004	<0.002	
9/26/2004	<0.002	
10/13/2004	<0.002	
7/11/2005	0.0023	
12/7/2005	<0.002	
6/22/2006	<0.002	
11/28/2006	<0.002	
7/6/2007	<0.002	
12/13/2007	<0.002	
6/20/2008	<0.002	
12/7/2008	<0.002	
7/9/2009	<0.002	
12/29/2009	0.004	
6/22/2010	<0.002	
1/4/2011	0.0027	
7/9/2011	<0.002	
1/21/2012	<0.002	
7/11/2012	0.0038	
1/19/2013	0.002	
7/18/2013	0.0023	
1/15/2014	0.0012 (J)	
7/10/2014	0.0012 (J)	
1/15/2015	<0.002	
6/19/2015	0.0037	
1/14/2016	<0.002	
4/20/2016	<0.002	
6/14/2016	0.0011 (J)	
8/9/2016	<0.002	
9/27/2016	<0.002	
11/15/2016	<0.002	
1/11/2017	<0.002	
1/19/2017	0.002 (J)	
1/24/2017	<0.002	
2/28/2017	0.0054	
4/20/2017	0.0013 (J)	
7/18/2017	<0.002	
1/10/2018	<0.002	
7/11/2018	<0.002	
1/29/2019	<0.002	
3/26/2019	<0.002	
9/10/2019	0.0041	
3/31/2020	<0.002	
9/15/2020	<0.002	
3/17/2021	<0.002	
8/19/2021	<0.002	
2/22/2022		<0.002
8/2/2022		<0.002
2/7/2023		0.002
8/1/2023		0.0016 (J)

ND substitution: RL or RL/2 if <15% NDs.

Mann-Whitney (Wilcoxon Rank Sum)

Constituent: Chromium (mg/L) Analysis Run 3/6/2024 12:03 PM View: Appendix I Mann-Whitney

Plant McIntosh Data: McIntosh LF4 CCR

	GWC-1	GWC-1
8/25/2004	<0.002	
9/11/2004	<0.002	
9/26/2004	<0.002	
7/11/2005	<0.002	
12/7/2005	0.0021	
6/22/2006	0.002	
11/28/2006	0.0024	
7/6/2007	0.0034	
12/13/2007	0.0029	
6/20/2008	0.002	
12/7/2008	0.072 (O)	
2/6/2009	0.0035	
7/9/2009	0.0017	
12/28/2009	<0.002	
6/22/2010	<0.002	
1/4/2011	0.0023	
7/9/2011	0.005	
1/21/2012	<0.002	
7/11/2012	0.0023	
1/20/2013	0.003	
7/19/2013	<0.002	
1/15/2014	0.002	
7/11/2014	0.0012 (J)	
1/16/2015	0.0011 (J)	
6/20/2015	0.0028	
1/16/2016	0.0013	
4/20/2016	<0.002	
6/15/2016	0.0011 (J)	
8/10/2016	0.0015 (J)	
9/27/2016	0.0018 (J)	
11/15/2016	0.0019 (J)	
1/12/2017	0.0012 (J)	
1/23/2017	<0.002	
3/1/2017	0.0049	
4/20/2017	<0.002	
7/19/2017	0.0017 (J)	
1/11/2018	<0.002	
7/12/2018	<0.002	
1/30/2019	<0.002	
3/27/2019	<0.002	
9/11/2019	0.0035	
4/1/2020	<0.002	
9/15/2020	<0.002	
3/16/2021	<0.002	
8/18/2021	0.0018 (J)	
2/23/2022		<0.002
8/3/2022		0.0015 (J)
2/7/2023		0.0024
8/2/2023		0.0024

ND substitution: RL or RL/2 if <15% NDs.

Mann-Whitney (Wilcoxon Rank Sum)

Constituent: Chromium (mg/L) Analysis Run 3/6/2024 12:03 PM View: Appendix I Mann-Whitney

Plant McIntosh Data: McIntosh LF4 CCR

	GWC-10	GWC-10
8/25/2004	<0.0013	
9/11/2004	0.0027	
9/26/2004	<0.0013	
10/13/2004	<0.0013	
7/11/2005	0.0036	
12/7/2005	0.0042	
6/22/2006	0.0045	
11/28/2006	0.0017	
7/6/2007	<0.0013	
12/13/2007	<0.0013	
6/20/2008	<0.0013	
12/7/2008	<0.0013	
7/10/2009	0.0021	
12/29/2009	0.0023	
6/22/2010	0.0051	
1/4/2011	0.0026	
7/10/2011	<0.0013	
1/21/2012	<0.0013	
7/11/2012	0.0018	
1/20/2013	0.0014	
7/19/2013	0.0032	
1/16/2014	0.0058	
7/10/2014	0.0034	
1/16/2015	0.0024	
6/20/2015	0.0072	
1/16/2016	0.0076	
4/21/2016	0.00617 (J)	
6/16/2016	0.007 (J)	
8/10/2016	0.0056	
9/27/2016	0.0057	
11/15/2016	0.0062	
1/12/2017	0.0061	
3/1/2017	0.01	
4/24/2017	0.0053	
7/24/2017	0.0055	
1/11/2018	0.0055	
7/12/2018	0.0017 (J)	
1/30/2019	0.0071 (J)	
3/27/2019	0.0035	
9/11/2019	0.004	
4/1/2020	0.0084	
9/15/2020	0.0018 (J)	
3/16/2021	0.0054	
8/18/2021	0.0026	
2/23/2022		0.0031
8/3/2022		0.0031
2/8/2023		0.0038
8/2/2023		0.0051

ND substitution: RL or RL/2 if <15% NDs.

Mann-Whitney (Wilcoxon Rank Sum)

Constituent: Chromium (mg/L) Analysis Run 3/6/2024 12:03 PM View: Appendix I Mann-Whitney

Plant McIntosh Data: McIntosh LF4 CCR

	GWC-11	GWC-11
8/25/2004	0.0033	
9/11/2004	0.0038	
9/26/2004	0.0031	
10/13/2004	<0.005	
7/11/2005	0.0039	
12/7/2005	0.0053	
6/22/2006	0.0069	
11/28/2006	0.0056	
7/6/2007	0.0063	
12/13/2007	0.0058	
6/20/2008	0.013	
12/7/2008	0.0048	
7/10/2009	0.0086	
12/29/2009	0.0077	
6/22/2010	0.0046	
1/5/2011	0.0053	
7/9/2011	0.007	
1/21/2012	0.0073	
7/11/2012	0.01	
1/19/2013	0.0058	
7/19/2013	0.005	
1/15/2014	0.0081	
7/11/2014	0.0087	
1/16/2015	0.0061	
6/20/2015	0.005	
1/14/2016	0.0045	
4/20/2016	0.00856 (J)	
6/15/2016	0.0061 (J)	
8/10/2016	0.0052	
9/27/2016	0.0051	
11/15/2016	0.005	
1/12/2017	0.0051	
3/1/2017	0.0088	
4/24/2017	0.0049	
7/24/2017	0.0049	
1/11/2018	0.0044	
7/12/2018	0.0023 (J)	
1/30/2019	0.006 (J)	
3/27/2019	0.0031	
9/11/2019	0.0071	
4/2/2020	0.0055	
9/15/2020	0.0028	
3/17/2021	0.0031	
8/18/2021	0.004	
2/23/2022		0.005
8/2/2022		0.0046
2/8/2023		0.0059
8/2/2023		0.0047

ND substitution: RL or RL/2 if <15% NDs.

Mann-Whitney (Wilcoxon Rank Sum)

Constituent: Chromium (mg/L) Analysis Run 3/6/2024 12:03 PM View: Appendix I Mann-Whitney

Plant McIntosh Data: McIntosh LF4 CCR

	GWC-12	GWC-12
8/25/2004	<0.01	
9/11/2004	<0.01	
9/26/2004	<0.01	
10/13/2004	<0.01	
7/11/2005	<0.01	
12/7/2005	<0.01	
6/22/2006	0.002	
11/28/2006	0.0015	
7/6/2007	0.0021	
12/13/2007	0.0025	
6/20/2008	0.0017	
12/7/2008	0.0016	
7/10/2009	0.0017	
12/28/2009	0.0018	
6/22/2010	0.0018	
1/4/2011	0.0039	
7/9/2011	0.0041	
1/20/2012	<0.01	
7/11/2012	0.0052	
1/19/2013	0.0025	
7/18/2013	0.0035	
1/15/2014	0.0082	
7/11/2014	0.0048	
1/15/2015	0.0022	
6/19/2015	0.0024	
1/16/2016	0.002	
4/20/2016	<0.01	
6/15/2016	0.0016 (J)	
8/10/2016	0.0016 (J)	
9/27/2016	0.0019 (J)	
11/15/2016	0.0017 (J)	
1/12/2017	0.0017 (J)	
3/1/2017	0.0055	
4/20/2017	0.0016 (J)	
7/20/2017	0.0017 (J)	
1/11/2018	0.0016 (J)	
7/12/2018	0.0015 (J)	
1/30/2019	0.0039 (J)	
3/27/2019	0.0019	
9/11/2019	0.0036	
4/1/2020	0.0019 (J)	
9/16/2020	0.0016 (J)	
3/16/2021	0.0019 (J)	
8/18/2021	0.0037	
2/23/2022		0.0016 (J)
8/3/2022		0.0019 (J)
2/7/2023		0.002
8/2/2023		0.0023

ND substitution: RL or RL/2 if <15% NDs.

Mann-Whitney (Wilcoxon Rank Sum)

Constituent: Chromium (mg/L) Analysis Run 3/6/2024 12:03 PM View: Appendix I Mann-Whitney

Plant McIntosh Data: McIntosh LF4 CCR

	GWC-17	GWC-17
12/8/2015	<0.01	
12/14/2015	<0.01	
12/28/2015	<0.01	
1/26/2016	<0.01	
4/20/2016	<0.01	
6/15/2016	0.0018 (J)	
8/9/2016	0.002 (J)	
9/27/2016	0.0021 (J)	
11/15/2016	0.002 (J)	
1/11/2017	0.0025	
3/1/2017	0.0067	
4/20/2017	0.0024 (J)	
7/19/2017	0.0025	
1/11/2018	0.0026	
7/11/2018	0.0025	
1/29/2019	0.0041 (J)	
3/27/2019	0.0028	
9/11/2019	0.0059	
4/1/2020	0.0032	
9/15/2020	0.0027	
3/16/2021	0.0031	
8/19/2021	0.0027	
2/22/2022		0.003
8/2/2022		0.0033
2/8/2023		0.0044
8/2/2023		0.0039

ND substitution: RL or RL/2 if <15% NDs.

Mann-Whitney (Wilcoxon Rank Sum)

Constituent: Chromium (mg/L) Analysis Run 3/6/2024 12:03 PM View: Appendix I Mann-Whitney

Plant McIntosh Data: McIntosh LF4 CCR

	GWC-18	GWC-18
12/8/2015	0.0012 (J)	
12/14/2015	0.0018	
12/28/2015	0.0017	
1/26/2016	0.0013	
4/19/2016	0.00277 (J)	
6/16/2016	0.0021 (J)	
8/11/2016	0.0023 (J)	
9/28/2016	0.0022 (J)	
11/16/2016	0.0019 (J)	
1/11/2017	0.0025	
3/1/2017	0.0065	
4/25/2017	0.0026	
7/25/2017	0.0023 (J)	
1/12/2018	0.002 (J)	
7/11/2018	0.0022 (J)	
1/30/2019	0.0049 (J)	
3/27/2019	0.0025	
9/11/2019	0.0049	
4/1/2020	0.0025	
9/15/2020	0.0025	
3/17/2021	0.0027	
8/19/2021	0.0025	
2/23/2022		0.0025
8/2/2022		0.0025
2/7/2023		0.0043
8/2/2023		0.0025

Mann-Whitney (Wilcoxon Rank Sum)

Constituent: Chromium (mg/L) Analysis Run 3/6/2024 12:03 PM View: Appendix I Mann-Whitney

Plant McIntosh Data: McIntosh LF4 CCR

	GWC-19	GWC-19
12/8/2015	0.0026	
12/15/2015	0.0017	
12/28/2015	0.0016	
1/26/2016	0.0016	
4/19/2016	0.002	
6/16/2016	0.0016 (J)	
8/10/2016	0.0016 (J)	
9/28/2016	<0.0025	
11/15/2016	<0.0025	
1/16/2017	0.0013 (J)	
3/1/2017	0.0056	
4/25/2017	0.0019 (J)	
7/25/2017	0.0013 (J)	
1/12/2018	0.0017 (J)	
7/11/2018	0.0011 (J)	
1/29/2019	<0.0025	
3/27/2019	0.0014	
9/11/2019	0.0043	
4/1/2020	0.0018 (J)	
9/16/2020	0.0015 (J)	
3/16/2021	0.0017 (J)	
8/19/2021	0.0015 (J)	
2/23/2022		0.0016 (J)
8/3/2022		0.0017 (J)
2/8/2023		0.0026
8/2/2023		0.0023

ND substitution: RL or RL/2 if <15% NDs.

Mann-Whitney (Wilcoxon Rank Sum)

Constituent: Chromium (mg/L) Analysis Run 3/6/2024 12:03 PM View: Appendix I Mann-Whitney

Plant McIntosh Data: McIntosh LF4 CCR

	GWC-20	GWC-20
12/9/2015	<0.002	
12/14/2015	<0.002	
12/29/2015	<0.002	
1/25/2016	<0.002	
4/21/2016	<0.002	
6/16/2016	0.0008 (J)	
8/10/2016	<0.002	
9/27/2016	<0.002	
11/15/2016	<0.002	
1/13/2017	<0.002	
3/1/2017	0.005	
4/25/2017	<0.002	
7/25/2017	<0.002	
1/12/2018	<0.002	
7/11/2018	<0.002	
1/29/2019	<0.002	
3/27/2019	<0.002	
9/11/2019	0.0034	
4/1/2020	<0.002	
9/15/2020	<0.002	
3/16/2021	<0.002	
8/19/2021	0.0018 (J)	
2/22/2022		<0.002
8/3/2022		<0.002
2/8/2023		0.002
8/2/2023		0.004

ND substitution: RL or RL/2 if <15% NDs.

Mann-Whitney (Wilcoxon Rank Sum)

Constituent: Chromium (mg/L) Analysis Run 3/6/2024 12:03 PM View: Appendix I Mann-Whitney

Plant McIntosh Data: McIntosh LF4 CCR

	GWC-21	GWC-21
12/9/2015	<0.002	
12/14/2015	<0.002	
12/29/2015	<0.002	
1/25/2016	<0.002	
4/21/2016	<0.002	
6/16/2016	0.00031 (J)	
8/10/2016	<0.002	
9/27/2016	0.35 (o)	
11/15/2016	<0.002	
1/12/2017	<0.002	
3/1/2017	0.0044	
4/24/2017	<0.002	
7/25/2017	<0.002	
1/11/2018	<0.002	
7/11/2018	<0.002	
1/30/2019	<0.002	
3/27/2019	<0.002	
9/11/2019	0.0025	
4/1/2020	<0.002	
9/15/2020	<0.002	
3/17/2021	<0.002	
8/19/2021	<0.002	
2/23/2022		<0.002
8/4/2022		<0.002
2/8/2023		<0.002
8/3/2023		<0.002

ND substitution: RL or RL/2 if <15% NDs.

Mann-Whitney (Wilcoxon Rank Sum)

Constituent: Chromium (mg/L) Analysis Run 3/6/2024 12:03 PM View: Appendix I Mann-Whitney

Plant McIntosh Data: McIntosh LF4 CCR

	GWC-23	GWC-23
6/16/2016	0.00023 (J)	
8/10/2016	<0.0025	
9/28/2016	<0.0025	
11/16/2016	<0.0025	
1/17/2017	<0.0025	
3/2/2017	0.0017 (J)	
4/25/2017	<0.0025	
7/13/2017	<0.0025	
7/25/2017	<0.0025	
1/12/2018	<0.0025	
7/12/2018	<0.0025	
1/30/2019	<0.0025	
3/27/2019	<0.0025	
9/11/2019	0.004	
4/1/2020	0.0022	
9/15/2020	0.0023	
3/17/2021	0.0027	
8/19/2021	0.0023	
2/23/2022		0.0028
8/4/2022		0.0029
2/8/2023		0.0033
8/3/2023		0.0026

ND substitution: RL or RL/2 if <15% NDs.

Mann-Whitney (Wilcoxon Rank Sum)

Constituent: Chromium (mg/L) Analysis Run 3/6/2024 12:03 PM View: Appendix I Mann-Whitney

Plant McIntosh Data: McIntosh LF4 CCR

	GWC-9	GWC-9
8/25/2004	<0.002	
9/11/2004	<0.002	
9/26/2004	<0.002	
10/13/2004	<0.002	
7/11/2005	<0.002	
12/7/2005	<0.002	
6/22/2006	<0.002	
11/28/2006	<0.002	
7/6/2007	0.0017	
12/13/2007	0.0021	
6/20/2008	0.0021	
12/7/2008	0.0018	
7/9/2009	0.0024	
12/29/2009	0.0021	
6/22/2010	<0.002	
1/5/2011	0.0034	
7/9/2011	0.0018	
1/21/2012	<0.002	
7/11/2012	0.0038	
1/19/2013	0.0065 (o)	
7/18/2013	0.0029	
1/15/2014	<0.002	
7/10/2014	<0.002	
1/16/2015	<0.002	
6/20/2015	<0.002	
1/14/2016	<0.002	
4/19/2016	<0.002	
6/15/2016	0.00021	
8/10/2016	<0.002	
9/27/2016	<0.002	
11/15/2016	<0.002	
1/13/2017	0.0012 (J)	
3/1/2017	0.0043	
4/24/2017	<0.002	
7/24/2017	<0.002	
1/12/2018	<0.002	
7/12/2018	<0.002	
1/30/2019	<0.002	
3/27/2019	<0.002	
9/11/2019	0.0025	
4/1/2020	<0.002	
9/16/2020	<0.002	
3/17/2021	<0.002	
8/19/2021	<0.002	
2/23/2022		<0.002
8/3/2022		<0.002
2/8/2023		0.0013 (J)
8/2/2023		0.0012 (J)

ND substitution: RL or RL/2 if <15% NDs.

Mann-Whitney (Wilcoxon Rank Sum)

Constituent: Cobalt (mg/L) Analysis Run 3/6/2024 12:03 PM View: Appendix I Mann-Whitney

Plant McIntosh Data: McIntosh LF4 CCR

	GWA-13	GWA-13
12/7/2015	0.0012 (J)	
12/15/2015	0.00099 (J)	
12/29/2015	0.0012 (J)	
1/13/2016	0.0012 (J)	
1/25/2016	0.00095 (J)	
4/20/2016	<0.0025	
6/14/2016	0.00072 (J)	
8/9/2016	0.00041 (J)	
9/27/2016	0.00058 (J)	
11/15/2016	0.00048 (J)	
1/12/2017	0.0014 (J)	
2/28/2017	0.00075 (J)	
4/20/2017	0.0005 (J)	
7/18/2017	0.00051 (J)	
1/10/2018	0.00049 (J)	
7/11/2018	<0.0025	
1/29/2019	0.00043 (J)	
3/26/2019	<0.0025	
9/10/2019	0.00064	
3/31/2020	0.00034 (J)	
9/15/2020	<0.0025	
3/16/2021	0.0005 (J)	
8/18/2021	0.00058 (J)	
2/22/2022		0.00052 (J)
8/2/2022		0.00044 (J)
2/6/2023		0.00049 (J)
8/1/2023		0.00053 (J)

ND substitution: RL or RL/2 if <15% NDs.

Mann-Whitney (Wilcoxon Rank Sum)

Constituent: Cobalt (mg/L) Analysis Run 3/6/2024 12:03 PM View: Appendix I Mann-Whitney

Plant McIntosh Data: McIntosh LF4 CCR

	GWA-14	GWA-14
12/7/2015	0.001 (J)	
12/15/2015	0.00078 (J)	
12/29/2015	0.00094 (J)	
1/13/2016	0.001 (J)	
1/25/2016	0.00085 (J)	
4/20/2016	<0.0025	
6/14/2016	0.00048 (J)	
8/9/2016	0.00045 (J)	
9/27/2016	0.00046 (J)	
11/15/2016	<0.0025	
1/11/2017	<0.0025	
2/28/2017	0.00051 (J)	
4/20/2017	<0.0025	
7/19/2017	<0.0025	
1/11/2018	<0.0025	
7/11/2018	<0.0025	
1/29/2019	0.00029 (J)	
3/26/2019	<0.0025	
9/10/2019	0.00042 (J)	
4/1/2020	0.00033 (J)	
9/15/2020	<0.0025	
3/16/2021	0.00035 (J)	
8/17/2021	0.00048 (J)	
2/22/2022		0.00042 (J)
8/2/2022		0.00038 (J)
2/7/2023		0.00043 (J)
8/2/2023		0.00036 (J)

ND substitution: RL or RL/2 if <15% NDs.

Mann-Whitney (Wilcoxon Rank Sum)

Constituent: Cobalt (mg/L) Analysis Run 3/6/2024 12:03 PM View: Appendix I Mann-Whitney

Plant McIntosh Data: McIntosh LF4 CCR

	GWA-15	GWA-15
12/7/2015	0.0011 (J)	
12/15/2015	0.0011 (J)	
12/28/2015	0.0016	
1/13/2016	0.0016	
1/25/2016	0.0014	
4/21/2016	<0.0025	
6/15/2016	0.00047 (J)	
8/9/2016	<0.0025	
9/27/2016	0.00045 (J)	
11/15/2016	0.00048 (J)	
1/11/2017	0.00046 (J)	
2/28/2017	0.00061 (J)	
4/20/2017	0.00042 (J)	
7/19/2017	0.00041 (J)	
1/11/2018	0.00044 (J)	
7/11/2018	0.0004 (J)	
1/29/2019	0.00037 (J)	
3/26/2019	<0.0025	
9/11/2019	0.00044 (J)	
4/1/2020	0.00036 (J)	
9/15/2020	<0.0025	
3/17/2021	0.0004 (J)	
8/19/2021	0.0004 (J)	
2/22/2022		0.00051 (J)
8/2/2022		0.00042 (J)
2/7/2023		0.0004 (J)
8/1/2023		0.00043 (J)

ND substitution: RL or RL/2 if <15% NDs.

Mann-Whitney (Wilcoxon Rank Sum)

Constituent: Cobalt (mg/L) Analysis Run 3/6/2024 12:03 PM View: Appendix I Mann-Whitney

Plant McIntosh Data: McIntosh LF4 CCR

	GWA-16	GWA-16
12/7/2015	0.0012 (J)	
12/14/2015	0.001 (J)	
12/28/2015	0.0012 (J)	
1/13/2016	0.001 (J)	
1/25/2016	0.00089 (J)	
4/20/2016	<0.0025	
6/15/2016	0.00063 (J)	
8/9/2016	0.00055 (J)	
9/27/2016	0.00059 (J)	
11/15/2016	0.0005 (J)	
1/11/2017	0.00044 (J)	
3/1/2017	0.00066 (J)	
4/20/2017	0.00045 (J)	
7/19/2017	0.00047 (J)	
1/11/2018	0.00043 (J)	
7/11/2018	0.00043 (J)	
1/29/2019	0.00044 (J)	
3/26/2019	<0.0025	
9/10/2019	0.0005	
4/1/2020	0.00036 (J)	
9/15/2020	<0.0025	
3/16/2021	0.00047 (J)	
8/17/2021	0.00043 (J)	
2/22/2022		0.00048 (J)
8/2/2022		0.00049 (J)
2/7/2023		0.00047 (J)
8/1/2023		0.00055 (J)

ND substitution: RL or RL/2 if <15% NDs.

Mann-Whitney (Wilcoxon Rank Sum)

Constituent: Cobalt (mg/L) Analysis Run 3/6/2024 12:03 PM View: Appendix I Mann-Whitney

Plant McIntosh Data: McIntosh LF4 CCR

	GWA-2	GWA-2
8/25/2004	<0.01	
9/11/2004	<0.01	
9/26/2004	<0.01	
10/13/2004	<0.01	
7/11/2005	<0.01	
12/7/2005	<0.01	
6/22/2006	<0.01	
11/28/2006	<0.01	
7/6/2007	<0.01	
12/13/2007	<0.01	
6/20/2008	<0.01	
12/7/2008	<0.01	
7/9/2009	<0.01	
12/28/2009	<0.01	
6/22/2010	<0.01	
1/4/2011	<0.01	
7/9/2011	<0.01	
1/21/2012	<0.01	
7/11/2012	0.0017	
1/20/2013	<0.01	
7/19/2013	<0.01	
1/15/2014	0.0011 (J)	
7/11/2014	0.0012 (J)	
1/16/2015	0.00083 (J)	
6/20/2015	0.0013	
1/16/2016	0.0012 (J)	
4/19/2016	<0.01	
6/14/2016	0.001 (J)	
8/9/2016	0.0012 (J)	
9/26/2016	0.0012 (J)	
11/15/2016	0.0013 (J)	
1/10/2017	0.0011 (J)	
2/28/2017	0.0014 (J)	
4/19/2017	0.0012 (J)	
7/17/2017	0.0013 (J)	
1/10/2018	0.0013 (J)	
7/11/2018	0.0013 (J)	
1/29/2019	0.001 (J)	
3/27/2019	0.0011	
9/11/2019	0.0015	
4/1/2020	0.0013 (J)	
9/15/2020	0.00099 (J)	
3/16/2021	0.0013 (J)	
8/17/2021	0.0015 (J)	
2/22/2022		0.0015 (J)
8/2/2022		0.0013 (J)
2/7/2023		0.0012 (J)
8/1/2023		0.0015 (J)

ND substitution: RL or RL/2 if <15% NDs.

Mann-Whitney (Wilcoxon Rank Sum)

Constituent: Cobalt (mg/L) Analysis Run 3/6/2024 12:03 PM View: Appendix I Mann-Whitney

Plant McIntosh Data: McIntosh LF4 CCR

	GWA-3	GWA-3
8/25/2004	<0.0025	
9/11/2004	<0.0025	
9/26/2004	<0.0025	
10/13/2004	<0.0025	
7/11/2005	<0.0025	
12/7/2005	<0.0025	
6/22/2006	<0.0025	
11/28/2006	<0.0025	
7/6/2007	<0.0025	
12/13/2007	<0.0025	
6/20/2008	<0.0025	
12/7/2008	<0.0025	
7/9/2009	<0.0025	
12/28/2009	<0.0025	
6/22/2010	<0.0025	
1/5/2011	0.0066 (o)	
7/9/2011	<0.0025	
1/20/2012	<0.0025	
7/11/2012	<0.0025	
1/19/2013	<0.0025	
7/18/2013	<0.0025	
1/15/2014	<0.0025	
7/11/2014	<0.0025	
1/15/2015	<0.0025	
6/19/2015	<0.0025	
1/16/2016	<0.0025	
4/19/2016	<0.0025	
6/14/2016	0.00044 (J)	
8/9/2016	0.00042 (J)	
9/27/2016	0.00042 (J)	
11/14/2016	<0.0025	
1/10/2017	<0.0025	
2/28/2017	0.00048 (J)	
4/19/2017	<0.0025	
7/18/2017	<0.0025	
1/10/2018	<0.0025	
7/11/2018	<0.0025	
1/29/2019	0.00035 (J)	
3/27/2019	<0.0025	
9/11/2019	0.00039 (J)	
4/1/2020	0.00024 (J)	
9/15/2020	<0.0025	
3/16/2021	0.00033 (J)	
8/17/2021	0.00039 (J)	
2/22/2022		0.00037 (J)
8/2/2022		0.00031 (J)
2/7/2023		0.00026 (J)
8/2/2023		0.00032 (J)

ND substitution: RL or RL/2 if <15% NDs.

Mann-Whitney (Wilcoxon Rank Sum)

Constituent: Cobalt (mg/L) Analysis Run 3/6/2024 12:03 PM View: Appendix I Mann-Whitney

Plant McIntosh Data: McIntosh LF4 CCR

	GWA-4A	GWA-4A
8/25/2004	<0.0025	
9/11/2004	<0.0025	
9/26/2004	<0.0025	
10/13/2004	<0.0025	
7/11/2005	<0.0025	
12/7/2005	<0.0025	
6/22/2006	<0.0025	
11/28/2006	<0.0025	
7/6/2007	<0.0025	
12/13/2007	<0.0025	
6/20/2008	<0.0025	
12/7/2008	<0.0025	
7/9/2009	<0.0025	
12/30/2009	0.013	
6/22/2010	<0.0025	
1/4/2011	<0.0025	
7/10/2011	<0.0025	
1/21/2012	0.0061	
7/11/2012	0.01	
1/20/2013	0.0033	
7/19/2013	<0.0025	
1/16/2014	0.0027	
7/10/2014	<0.0025	
1/16/2015	0.0077	
6/20/2015	<0.0025	
1/14/2016	<0.0025	
4/20/2016	<0.0025	
6/14/2016	0.0004 (J)	
8/11/2016	0.0046	
9/27/2016	0.001 (J)	
11/14/2016	<0.0025	
1/10/2017	0.00044 (J)	
2/28/2017	0.001 (J)	
4/20/2017	0.00059 (J)	
7/18/2017	0.00079 (J)	
1/10/2018	0.0018 (J)	
7/11/2018	0.0044	
1/29/2019	0.0033	
3/26/2019	0.0037	
9/10/2019	0.0031	
3/31/2020	0.0038	
9/16/2020	0.0014 (J)	
3/17/2021	0.0014 (J)	
8/19/2021	0.0013 (J)	
2/23/2022		0.0013 (J)
8/3/2022		0.0017 (J)
2/7/2023		0.0013 (J)
8/1/2023		0.0013 (J)

ND substitution: RL or RL/2 if <15% NDs.

Mann-Whitney (Wilcoxon Rank Sum)

Constituent: Cobalt (mg/L) Analysis Run 3/6/2024 12:03 PM View: Appendix I Mann-Whitney

Plant McIntosh Data: McIntosh LF4 CCR

	GWA-5	GWA-5
8/25/2004	<0.01	
9/11/2004	<0.01	
9/26/2004	<0.01	
10/13/2004	<0.01	
7/11/2005	<0.01	
12/7/2005	<0.01	
6/22/2006	<0.01	
11/28/2006	<0.01	
7/6/2007	<0.01	
12/13/2007	<0.01	
6/20/2008	<0.01	
12/7/2008	<0.01	
7/9/2009	<0.01	
12/29/2009	0.011	
6/22/2010	<0.01	
1/4/2011	<0.01	
7/9/2011	<0.01	
1/21/2012	<0.01	
7/11/2012	0.0072	
1/19/2013	<0.01	
7/18/2013	<0.01	
1/15/2014	0.00075 (J)	
7/10/2014	0.0007 (J)	
1/15/2015	0.0007 (J)	
6/19/2015	0.0011 (J)	
1/14/2016	0.00064 (J)	
4/20/2016	<0.01	
6/14/2016	0.0006 (J)	
8/9/2016	0.00062 (J)	
9/27/2016	0.00059 (J)	
11/15/2016	0.00064 (J)	
1/11/2017	0.00064 (J)	
1/19/2017	0.00046 (J)	
1/24/2017	0.009	
2/28/2017	0.00078 (J)	
4/20/2017	0.00065 (J)	
7/18/2017	0.00069 (J)	
1/10/2018	0.00068 (J)	
7/11/2018	0.00071 (J)	
1/29/2019	0.00064 (J)	
3/26/2019	0.00064	
9/10/2019	0.00074	
3/31/2020	0.00067 (J)	
9/15/2020	0.0005 (J)	
3/17/2021	0.00083 (J)	
8/19/2021	0.00079 (J)	
2/22/2022		0.00076 (J)
8/2/2022		0.00085 (J)
2/7/2023		0.00094 (J)
8/1/2023		0.00086 (J)

ND substitution: RL or RL/2 if <15% NDs.

Mann-Whitney (Wilcoxon Rank Sum)

Constituent: Cobalt (mg/L) Analysis Run 3/6/2024 12:03 PM View: Appendix I Mann-Whitney

Plant McIntosh Data: McIntosh LF4 CCR

	GWC-1	GWC-1
8/25/2004	<0.0025	
9/11/2004	<0.0025	
9/26/2004	<0.0025	
7/11/2005	<0.0025	
12/7/2005	<0.0025	
6/22/2006	<0.0025	
11/28/2006	<0.0025	
7/6/2007	<0.0025	
12/13/2007	<0.0025	
6/20/2008	<0.0025	
12/7/2008	<0.0025	
7/9/2009	<0.0025	
12/28/2009	<0.0025	
6/22/2010	<0.0025	
1/4/2011	<0.0025	
7/9/2011	<0.0025	
1/21/2012	<0.0025	
7/11/2012	0.0013	
1/20/2013	0.0013	
7/19/2013	0.0015	
1/15/2014	0.0017	
7/11/2014	0.0018	
1/16/2015	0.0019	
6/20/2015	0.002	
1/16/2016	0.0015	
4/20/2016	<0.0025	
6/15/2016	0.0015 (J)	
8/10/2016	0.0016 (J)	
9/27/2016	0.0016 (J)	
11/15/2016	0.0015 (J)	
1/12/2017	0.0016 (J)	
1/23/2017	<0.0025	
3/1/2017	0.0021 (J)	
4/20/2017	0.0018 (J)	
7/19/2017	0.0015 (J)	
1/11/2018	0.0019 (J)	
7/12/2018	0.0018 (J)	
1/30/2019	<0.0025	
3/27/2019	0.0017	
9/11/2019	0.002	
4/1/2020	0.0016 (J)	
9/15/2020	0.0014 (J)	
3/16/2021	0.0017 (J)	
8/18/2021	0.0018 (J)	
2/23/2022		0.0017 (J)
8/3/2022		0.00034 (J)
2/7/2023		0.0016 (J)
8/2/2023		0.0016 (J)

ND substitution: RL or RL/2 if <15% NDs.

Mann-Whitney (Wilcoxon Rank Sum)

Constituent: Cobalt (mg/L) Analysis Run 3/6/2024 12:03 PM View: Appendix I Mann-Whitney

Plant McIntosh Data: McIntosh LF4 CCR

	GWC-10	GWC-10
8/25/2004	<0.0025	
9/11/2004	<0.0025	
9/26/2004	<0.0025	
10/13/2004	<0.0025	
7/11/2005	<0.0025	
12/7/2005	<0.0025	
6/22/2006	<0.0025	
11/28/2006	<0.0025	
7/6/2007	<0.0025	
12/13/2007	<0.0025	
6/20/2008	<0.0025	
12/7/2008	<0.0025	
7/10/2009	<0.0025	
12/29/2009	<0.0025	
6/22/2010	<0.0025	
1/4/2011	<0.0025	
7/10/2011	<0.0025	
1/21/2012	<0.0025	
7/11/2012	<0.0025	
1/20/2013	<0.0025	
7/19/2013	<0.0025	
1/16/2014	<0.0025	
7/10/2014	<0.0025	
1/16/2015	<0.0025	
6/20/2015	0.0006 (J)	
1/16/2016	<0.0025	
4/21/2016	<0.0025	
6/16/2016	1E-05 (J)	
8/10/2016	<0.0025	
9/27/2016	<0.0025	
11/15/2016	<0.0025	
1/12/2017	<0.0025	
3/1/2017	<0.0025	
4/24/2017	<0.0025	
7/24/2017	<0.0025	
1/11/2018	<0.0025	
7/12/2018	<0.0025	
1/30/2019	<0.0025	
3/27/2019	<0.0025	
9/11/2019	0.0001 (J)	
4/1/2020	<0.0025	
9/15/2020	<0.0025	
3/16/2021	<0.0025	
8/18/2021	<0.0025	
2/23/2022		<0.0025
8/3/2022		<0.0025
2/8/2023		<0.0025
8/2/2023		<0.0025

ND substitution: RL or RL/2 if <15% NDs.

Mann-Whitney (Wilcoxon Rank Sum)

Constituent: Cobalt (mg/L) Analysis Run 3/6/2024 12:03 PM View: Appendix I Mann-Whitney

Plant McIntosh Data: McIntosh LF4 CCR

	GWC-11	GWC-11
8/25/2004	<0.0025	
9/11/2004	<0.0025	
9/26/2004	<0.0025	
10/13/2004	<0.0025	
7/11/2005	<0.0025	
12/7/2005	<0.0025	
6/22/2006	<0.0025	
11/28/2006	<0.0025	
7/6/2007	<0.0025	
12/13/2007	<0.0025	
6/20/2008	<0.0025	
12/7/2008	<0.0025	
7/10/2009	<0.0025	
12/29/2009	0.0071	
6/22/2010	<0.0025	
1/5/2011	<0.0025	
7/9/2011	0.0037	
1/21/2012	0.0062	
7/11/2012	0.007	
1/19/2013	<0.0025	
7/19/2013	<0.0025	
1/15/2014	0.0028	
7/11/2014	<0.0025	
1/16/2015	0.0048	
6/20/2015	<0.0025	
1/14/2016	<0.0025	
4/20/2016	<0.0025	
6/15/2016	0.00011 (J)	
8/10/2016	<0.0025	
9/27/2016	<0.0025	
11/15/2016	<0.0025	
1/12/2017	<0.0025	
3/1/2017	<0.0025	
4/24/2017	<0.0025	
7/24/2017	<0.0025	
1/11/2018	<0.0025	
7/12/2018	<0.0025	
1/30/2019	<0.0025	
3/27/2019	<0.0025	
9/11/2019	<0.0025	
4/2/2020	<0.0025	
9/15/2020	<0.0025	
3/17/2021	0.00016 (J)	
8/18/2021	<0.0025	
2/23/2022		<0.0025
8/2/2022		<0.0025
2/8/2023		<0.0025
8/2/2023		<0.0025

ND substitution: RL or RL/2 if <15% NDs.

Mann-Whitney (Wilcoxon Rank Sum)

Constituent: Cobalt (mg/L) Analysis Run 3/6/2024 12:03 PM View: Appendix I Mann-Whitney

Plant McIntosh Data: McIntosh LF4 CCR

	GWC-12	GWC-12
8/25/2004	<0.0025	
9/11/2004	<0.0025	
9/26/2004	<0.0025	
10/13/2004	<0.0025	
7/11/2005	<0.0025	
12/7/2005	<0.0025	
6/22/2006	<0.0025	
11/28/2006	<0.0025	
7/6/2007	<0.0025	
12/13/2007	<0.0025	
6/20/2008	<0.0025	
12/7/2008	<0.0025	
7/10/2009	<0.0025	
12/28/2009	<0.0025	
6/22/2010	<0.0025	
1/4/2011	<0.0025	
7/9/2011	0.0039	
1/20/2012	<0.0025	
7/11/2012	0.012 (o)	
1/19/2013	<0.0025	
7/18/2013	<0.0025	
1/15/2014	0.005	
7/11/2014	0.00079 (J)	
1/15/2015	0.00069 (J)	
6/19/2015	0.0007 (J)	
1/16/2016	0.00061 (J)	
4/20/2016	<0.0025	
6/15/2016	0.00051 (J)	
8/10/2016	0.00052 (J)	
9/27/2016	0.00077 (J)	
11/15/2016	0.00055 (J)	
1/12/2017	0.0005 (J)	
3/1/2017	0.00079 (J)	
4/20/2017	0.00056 (J)	
7/20/2017	0.00051 (J)	
1/11/2018	0.0006 (J)	
7/12/2018	0.00056 (J)	
1/30/2019	<0.0025	
3/27/2019	0.00051	
9/11/2019	0.00067	
4/1/2020	0.00051 (J)	
9/16/2020	0.00023 (J)	
3/16/2021	0.00058 (J)	
8/18/2021	0.00065 (J)	
2/23/2022		0.00049 (J)
8/3/2022		0.00068 (J)
2/7/2023		0.00058 (J)
8/2/2023		0.00055 (J)

ND substitution: RL or RL/2 if <15% NDs.

Mann-Whitney (Wilcoxon Rank Sum)

Constituent: Cobalt (mg/L) Analysis Run 3/6/2024 12:03 PM View: Appendix I Mann-Whitney

Plant McIntosh Data: McIntosh LF4 CCR

	GWC-17	GWC-17
12/8/2015	0.0018	
12/14/2015	0.0016	
12/28/2015	0.0015	
1/13/2016	0.0013	
1/26/2016	0.0012 (J)	
4/20/2016	<0.0025	
6/15/2016	0.00073 (J)	
8/9/2016	0.00069 (J)	
9/27/2016	0.00081 (J)	
11/15/2016	0.00071 (J)	
1/11/2017	0.00062 (J)	
3/1/2017	0.00081 (J)	
4/20/2017	0.00053 (J)	
7/19/2017	0.00051 (J)	
1/11/2018	0.00046 (J)	
7/11/2018	<0.0025	
1/29/2019	0.00038 (J)	
3/27/2019	<0.0025	
9/11/2019	0.00034 (J)	
4/1/2020	0.00023 (J)	
9/15/2020	<0.0025	
3/16/2021	0.00027 (J)	
8/19/2021	0.00023 (J)	
2/22/2022		<0.0025
8/2/2022		<0.0025
2/8/2023		<0.0025
8/2/2023		<0.0025

ND substitution: RL or RL/2 if <15% NDs.

Mann-Whitney (Wilcoxon Rank Sum)

Constituent: Cobalt (mg/L) Analysis Run 3/6/2024 12:03 PM View: Appendix I Mann-Whitney

Plant McIntosh Data: McIntosh LF4 CCR

	GWC-18	GWC-18
12/8/2015	<0.0025	
12/14/2015	<0.0025	
12/28/2015	<0.0025	
1/14/2016	<0.0025	
1/26/2016	<0.0025	
4/19/2016	<0.0025	
6/16/2016	0.00017 (J)	
8/11/2016	<0.0025	
9/28/2016	<0.0025	
11/16/2016	<0.0025	
1/11/2017	<0.0025	
3/1/2017	<0.0025	
4/25/2017	<0.0025	
7/25/2017	<0.0025	
1/12/2018	<0.0025	
7/11/2018	<0.0025	
1/30/2019	<0.0025	
3/27/2019	<0.0025	
9/11/2019	8.2E-05 (J)	
4/1/2020	<0.0025	
9/15/2020	<0.0025	
3/17/2021	<0.0025	
8/19/2021	<0.0025	
2/23/2022		<0.0025
8/2/2022		<0.0025
2/7/2023		<0.0025
8/2/2023		<0.0025

ND substitution: RL or RL/2 if <15% NDs.

Mann-Whitney (Wilcoxon Rank Sum)

Constituent: Cobalt (mg/L) Analysis Run 3/6/2024 12:03 PM View: Appendix I Mann-Whitney

Plant McIntosh Data: McIntosh LF4 CCR

	GWC-19	GWC-19
12/8/2015	0.00084 (J)	
12/15/2015	0.00063 (J)	
12/28/2015	0.00071 (J)	
1/14/2016	<0.0025	
1/26/2016	<0.0025	
4/19/2016	<0.0025	
6/16/2016	6.7E-05 (J)	
8/10/2016	<0.0025	
9/28/2016	<0.0025	
11/15/2016	<0.0025	
1/16/2017	<0.0025	
3/1/2017	<0.0025	
4/25/2017	<0.0025	
7/25/2017	<0.0025	
1/12/2018	<0.0025	
7/11/2018	<0.0025	
1/29/2019	<0.0025	
3/27/2019	<0.0025	
9/11/2019	9.9E-05 (J)	
4/1/2020	<0.0025	
9/16/2020	<0.0025	
3/16/2021	<0.0025	
8/19/2021	<0.0025	
2/23/2022		<0.0025
8/3/2022		<0.0025
2/8/2023		<0.0025
8/2/2023		<0.0025

ND substitution: RL or RL/2 if <15% NDs.

Mann-Whitney (Wilcoxon Rank Sum)

Constituent: Cobalt (mg/L) Analysis Run 3/6/2024 12:03 PM View: Appendix I Mann-Whitney

Plant McIntosh Data: McIntosh LF4 CCR

	GWC-20	GWC-20
12/9/2015	0.0055	
12/14/2015	0.0073	
12/29/2015	0.0076	
1/14/2016	0.0056	
1/25/2016	0.0061	
4/21/2016	0.00468 (J)	
6/16/2016	0.0032 (J)	
8/10/2016	0.0025	
9/27/2016	0.0023 (J)	
11/15/2016	0.0019 (J)	
1/13/2017	0.0017 (J)	
3/1/2017	0.0021 (J)	
4/25/2017	0.0016 (J)	
7/25/2017	0.0016 (J)	
1/12/2018	0.0014 (J)	
7/11/2018	0.0013 (J)	
1/29/2019	0.00084 (J)	
3/27/2019	0.0012	
9/11/2019	0.0014	
4/1/2020	0.00094 (J)	
9/15/2020	0.00097 (J)	
3/16/2021	0.0009 (J)	
8/19/2021	0.00088 (J)	
2/22/2022		0.0009 (J)
8/3/2022		0.00091 (J)
2/8/2023		0.00075 (J)
8/2/2023		0.00082 (J)

Mann-Whitney (Wilcoxon Rank Sum)

Constituent: Cobalt (mg/L) Analysis Run 3/6/2024 12:03 PM View: Appendix I Mann-Whitney

Plant McIntosh Data: McIntosh LF4 CCR

	GWC-21	GWC-21
12/9/2015	0.0013	
12/14/2015	0.0014	
12/29/2015	0.0018	
1/14/2016	0.0018	
1/25/2016	0.0019	
4/21/2016	<0.0025	
6/16/2016	0.0021 (J)	
8/10/2016	0.0015 (J)	
9/27/2016	0.015 (o)	
11/15/2016	0.0017 (J)	
1/12/2017	0.0014 (J)	
3/1/2017	0.0019 (J)	
4/24/2017	0.0015 (J)	
7/25/2017	0.0014 (J)	
1/11/2018	0.0013 (J)	
7/11/2018	0.0012 (J)	
1/30/2019	<0.0025	
3/27/2019	0.001	
9/11/2019	0.0012	
4/1/2020	0.00088 (J)	
9/15/2020	0.00088 (J)	
3/17/2021	0.00092 (J)	
8/19/2021	0.00077 (J)	
2/23/2022		0.00079 (J)
8/4/2022		0.00083 (J)
2/8/2023		0.00077 (J)
8/3/2023		0.0007 (J)

ND substitution: RL or RL/2 if <15% NDs.

Mann-Whitney (Wilcoxon Rank Sum)

Constituent: Cobalt (mg/L) Analysis Run 3/6/2024 12:03 PM View: Appendix I Mann-Whitney

Plant McIntosh Data: McIntosh LF4 CCR

	GWC-23	GWC-23
6/16/2016	0.0019 (J)	
8/10/2016	0.0051	
9/28/2016	0.0058	
11/16/2016	0.0063	
1/17/2017	0.0057	
3/2/2017	0.0095	
4/25/2017	0.0078	
7/13/2017	0.0061	
7/25/2017	0.0074	
1/12/2018	0.0072	
7/12/2018	0.0077	
1/30/2019	0.0061	
3/27/2019	0.006	
9/11/2019	0.0059	
4/1/2020	0.0037	
9/15/2020	0.0032	
3/17/2021	0.0035	
8/19/2021	0.0025	
2/23/2022		0.0026
8/4/2022		0.0016 (J)
2/8/2023		0.0014 (J)
8/3/2023		0.00045 (J)

Mann-Whitney (Wilcoxon Rank Sum)

Constituent: Cobalt (mg/L) Analysis Run 3/6/2024 12:03 PM View: Appendix I Mann-Whitney

Plant McIntosh Data: McIntosh LF4 CCR

	GWC-9	GWC-9
8/25/2004	<0.0025	
9/11/2004	<0.0025	
9/26/2004	<0.0025	
10/13/2004	<0.0025	
7/11/2005	<0.0025	
12/7/2005	<0.0025	
6/22/2006	<0.0025	
11/28/2006	<0.0025	
7/6/2007	<0.0025	
12/13/2007	<0.0025	
6/20/2008	<0.0025	
12/7/2008	<0.0025	
7/9/2009	<0.0025	
12/29/2009	<0.0025	
6/22/2010	<0.0025	
1/5/2011	<0.0025	
7/9/2011	<0.0025	
1/21/2012	<0.0025	
7/11/2012	0.0013	
1/19/2013	0.0055	
7/18/2013	<0.0025	
1/15/2014	0.00052 (J)	
7/10/2014	0.00055 (J)	
1/16/2015	<0.0025	
6/20/2015	0.00052 (J)	
1/14/2016	0.00051 (J)	
4/19/2016	<0.0025	
6/15/2016	0.00052 (J)	
8/10/2016	0.0006 (J)	
9/27/2016	0.00063 (J)	
11/15/2016	0.00053 (J)	
1/13/2017	0.00052 (J)	
3/1/2017	0.00084 (J)	
4/24/2017	0.00055 (J)	
7/24/2017	0.00058 (J)	
1/12/2018	0.00054 (J)	
7/12/2018	0.00072 (J)	
1/30/2019	<0.0025	
3/27/2019	0.00051	
9/11/2019	0.00083	
4/1/2020	0.00042 (J)	
9/16/2020	0.00037 (J)	
3/17/2021	0.00092 (J)	
8/19/2021	0.00063 (J)	
2/23/2022		0.00064 (J)
8/3/2022		0.00034 (J)
2/8/2023		<0.0025
8/2/2023		<0.0025

ND substitution: RL or RL/2 if <15% NDs.

Mann-Whitney (Wilcoxon Rank Sum)

Constituent: Copper (mg/L) Analysis Run 3/6/2024 12:03 PM View: Appendix I Mann-Whitney

Plant McIntosh Data: McIntosh LF4 CCR

	GWA-13	GWA-13
12/7/2015	<0.002	
12/15/2015	<0.002	
12/29/2015	<0.002	
1/13/2016	<0.002	
1/25/2016	<0.002	
6/14/2016	<0.002	
1/12/2017	<0.002	
7/18/2017	<0.002	
1/10/2018	<0.002	
7/11/2018	<0.002	
1/29/2019	<0.002	
3/26/2019	<0.002	
9/10/2019	0.00066 (J)	
3/31/2020	<0.002	
9/15/2020	<0.002	
3/16/2021	<0.002	
8/18/2021	<0.002	
2/22/2022		<0.002
8/2/2022		<0.002
2/6/2023		<0.002
8/1/2023		<0.002

ND substitution: RL or RL/2 if <15% NDs.

Mann-Whitney (Wilcoxon Rank Sum)

Constituent: Copper (mg/L) Analysis Run 3/6/2024 12:03 PM View: Appendix I Mann-Whitney

Plant McIntosh Data: McIntosh LF4 CCR

	GWA-14	GWA-14
12/7/2015	<0.002	
12/15/2015	<0.002	
12/29/2015	<0.002	
1/13/2016	<0.002	
1/25/2016	0.0014 (J)	
6/14/2016	<0.002	
1/11/2017	<0.002	
7/19/2017	<0.002	
1/11/2018	<0.002	
7/11/2018	<0.002	
1/29/2019	<0.002	
3/26/2019	<0.002	
9/10/2019	0.00076 (J)	
4/1/2020	<0.002	
9/15/2020	<0.002	
3/16/2021	<0.002	
8/17/2021	<0.002	
2/22/2022		<0.002
8/2/2022		<0.002
2/7/2023		<0.002
8/2/2023		<0.002

ND substitution: RL or RL/2 if <15% NDs.

Mann-Whitney (Wilcoxon Rank Sum)

Constituent: Copper (mg/L) Analysis Run 3/6/2024 12:03 PM View: Appendix I Mann-Whitney

Plant McIntosh Data: McIntosh LF4 CCR

	GWA-15	GWA-15
12/7/2015	0.00084 (J)	
12/15/2015	<0.002	
12/28/2015	<0.002	
1/13/2016	<0.002	
1/25/2016	<0.002	
6/15/2016	<0.002	
1/11/2017	<0.002	
7/19/2017	<0.002	
1/11/2018	<0.002	
7/11/2018	<0.002	
1/29/2019	<0.002	
3/26/2019	<0.002	
9/11/2019	<0.002	
4/1/2020	<0.002	
9/15/2020	<0.002	
3/17/2021	<0.002	
8/19/2021	<0.002	
2/22/2022		<0.002
8/2/2022		<0.002
2/7/2023		<0.002
8/1/2023		<0.002

ND substitution: RL or RL/2 if <15% NDs.

Mann-Whitney (Wilcoxon Rank Sum)

Constituent: Copper (mg/L) Analysis Run 3/6/2024 12:03 PM View: Appendix I Mann-Whitney

Plant McIntosh Data: McIntosh LF4 CCR

	GWA-16	GWA-16
12/7/2015	0.001 (J)	
12/14/2015	<0.002	
12/28/2015	<0.002	
1/13/2016	<0.002	
1/25/2016	0.00081 (J)	
6/15/2016	<0.002	
1/11/2017	<0.002	
7/19/2017	<0.002	
1/11/2018	<0.002	
7/11/2018	<0.002	
1/29/2019	<0.002	
3/26/2019	<0.002	
9/10/2019	<0.002	
4/1/2020	<0.002	
9/15/2020	<0.002	
3/16/2021	<0.002	
8/17/2021	<0.002	
2/22/2022		<0.002
8/2/2022		<0.002
2/7/2023		<0.002
8/1/2023		<0.002

ND substitution: RL or RL/2 if <15% NDs.

Mann-Whitney (Wilcoxon Rank Sum)

Constituent: Copper (mg/L) Analysis Run 3/6/2024 12:03 PM View: Appendix I Mann-Whitney

Plant McIntosh Data: McIntosh LF4 CCR

	GWA-2	GWA-2
8/25/2004	<0.002	
9/11/2004	0.003	
9/26/2004	<0.002	
10/13/2004	<0.002	
7/11/2005	<0.002	
12/7/2005	<0.002	
6/22/2006	<0.002	
11/28/2006	<0.002	
7/6/2007	<0.002	
12/13/2007	<0.002	
6/20/2008	<0.002	
12/7/2008	<0.002	
7/9/2009	<0.002	
12/28/2009	<0.002	
6/22/2010	<0.002	
1/4/2011	<0.002	
7/9/2011	<0.002	
1/21/2012	<0.002	
7/11/2012	<0.002	
1/20/2013	<0.002	
7/19/2013	<0.002	
1/15/2014	<0.002	
7/11/2014	<0.002	
1/16/2015	<0.002	
6/20/2015	<0.002	
1/16/2016	<0.002	
6/14/2016	<0.002	
1/10/2017	<0.002	
7/17/2017	<0.002	
1/10/2018	<0.002	
7/11/2018	<0.002	
1/29/2019	<0.002	
3/27/2019	<0.002	
9/11/2019	<0.002	
4/1/2020	<0.002	
9/15/2020	<0.002	
3/16/2021	<0.002	
8/17/2021	<0.002	
2/22/2022		<0.002
8/2/2022		<0.002
2/7/2023		<0.002
8/1/2023		<0.002

ND substitution: RL or RL/2 if <15% NDs.

Mann-Whitney (Wilcoxon Rank Sum)

Constituent: Copper (mg/L) Analysis Run 3/6/2024 12:03 PM View: Appendix I Mann-Whitney

Plant McIntosh Data: McIntosh LF4 CCR

	GWA-3	GWA-3
8/25/2004	<0.002	
9/11/2004	<0.002	
9/26/2004	0.0029	
10/13/2004	<0.002	
7/11/2005	<0.002	
12/7/2005	<0.002	
6/22/2006	0.0026	
11/28/2006	<0.002	
7/6/2007	0.0034	
12/13/2007	<0.002	
6/20/2008	<0.002	
12/7/2008	<0.002	
7/9/2009	<0.002	
12/28/2009	<0.002	
6/22/2010	<0.002	
1/5/2011	0.014 (o)	
7/9/2011	<0.002	
1/20/2012	<0.002	
7/11/2012	<0.002	
1/19/2013	<0.002	
7/18/2013	<0.002	
1/15/2014	<0.002	
7/11/2014	<0.002	
1/15/2015	<0.002	
6/19/2015	<0.002	
1/16/2016	<0.002	
6/14/2016	<0.002	
1/10/2017	<0.002	
7/18/2017	<0.002	
1/10/2018	<0.002	
7/11/2018	<0.002	
1/29/2019	<0.002	
3/27/2019	<0.002	
9/11/2019	0.00092 (J)	
4/1/2020	<0.002	
9/15/2020	0.00095 (J)	
3/16/2021	<0.002	
8/17/2021	<0.002	
2/22/2022		<0.002
8/2/2022		<0.002
2/7/2023		<0.002
8/2/2023		<0.002

ND substitution: RL or RL/2 if <15% NDs.

Mann-Whitney (Wilcoxon Rank Sum)

Constituent: Copper (mg/L) Analysis Run 3/6/2024 12:03 PM View: Appendix I Mann-Whitney

Plant McIntosh Data: McIntosh LF4 CCR

	GWA-4A	GWA-4A
8/25/2004	0.0023	
9/11/2004	<0.002	
9/26/2004	<0.002	
10/13/2004	<0.002	
7/11/2005	<0.002	
12/7/2005	<0.002	
6/22/2006	<0.002	
11/28/2006	<0.002	
7/6/2007	<0.002	
12/13/2007	<0.002	
6/20/2008	<0.002	
12/7/2008	<0.002	
7/9/2009	<0.002	
12/30/2009	<0.002	
6/22/2010	<0.002	
1/4/2011	<0.002	
7/10/2011	<0.002	
1/21/2012	<0.002	
7/11/2012	<0.002	
1/20/2013	<0.002	
7/19/2013	<0.002	
1/16/2014	<0.002	
7/10/2014	<0.002	
1/16/2015	<0.002	
6/20/2015	<0.002	
1/14/2016	<0.002	
6/14/2016	<0.002	
1/10/2017	<0.002	
7/18/2017	<0.002	
1/10/2018	<0.002	
7/11/2018	<0.002	
1/29/2019	<0.002	
3/26/2019	0.0021	
9/10/2019	0.0016 (J)	
3/31/2020	0.0051	
9/16/2020	0.00079 (J)	
3/17/2021	0.0012 (J)	
8/19/2021	0.00087 (J)	
2/23/2022		0.0012 (J)
8/3/2022		<0.002
2/7/2023		<0.002
8/1/2023		<0.002

ND substitution: RL or RL/2 if <15% NDs.

Mann-Whitney (Wilcoxon Rank Sum)

Constituent: Copper (mg/L) Analysis Run 3/6/2024 12:03 PM View: Appendix I Mann-Whitney

Plant McIntosh Data: McIntosh LF4 CCR

	GWA-5	GWA-5
8/25/2004	<0.002	
9/11/2004	<0.002	
9/26/2004	<0.002	
10/13/2004	<0.002	
7/11/2005	<0.002	
12/7/2005	<0.002	
6/22/2006	<0.002	
11/28/2006	<0.002	
7/6/2007	<0.002	
12/13/2007	<0.002	
6/20/2008	<0.002	
12/7/2008	<0.002	
7/9/2009	<0.002	
12/29/2009	<0.002	
6/22/2010	<0.002	
1/4/2011	<0.002	
7/9/2011	<0.002	
1/21/2012	<0.002	
7/11/2012	<0.002	
1/19/2013	<0.002	
7/18/2013	<0.002	
1/15/2014	<0.002	
7/10/2014	<0.002	
1/15/2015	<0.002	
6/19/2015	<0.002	
1/14/2016	0.00084 (J)	
6/14/2016	0.0021 (J)	
1/11/2017	<0.002	
7/18/2017	<0.002	
1/10/2018	<0.002	
7/11/2018	<0.002	
1/29/2019	<0.002	
3/26/2019	<0.002	
9/10/2019	<0.002	
3/31/2020	<0.002	
9/15/2020	<0.002	
3/17/2021	<0.002	
8/19/2021	<0.002	
2/22/2022		<0.002
8/2/2022		<0.002
2/7/2023		<0.002
8/1/2023		<0.002

ND substitution: RL or RL/2 if <15% NDs.

Mann-Whitney (Wilcoxon Rank Sum)

Constituent: Copper (mg/L) Analysis Run 3/6/2024 12:03 PM View: Appendix I Mann-Whitney

Plant McIntosh Data: McIntosh LF4 CCR

	GWC-1	GWC-1
8/25/2004	<0.002	
9/11/2004	<0.002	
9/26/2004	<0.002	
7/11/2005	<0.002	
12/7/2005	<0.002	
6/22/2006	<0.002	
11/28/2006	<0.002	
7/6/2007	<0.002	
12/13/2007	<0.002	
6/20/2008	<0.002	
12/7/2008	<0.002	
7/9/2009	<0.002	
12/28/2009	<0.002	
6/22/2010	<0.002	
1/4/2011	<0.002	
7/9/2011	<0.002	
1/21/2012	<0.002	
7/11/2012	<0.002	
1/20/2013	<0.002	
7/19/2013	<0.002	
1/15/2014	<0.002	
7/11/2014	<0.002	
1/16/2015	<0.002	
6/20/2015	<0.002	
1/16/2016	<0.002	
6/15/2016	<0.002	
1/12/2017	<0.002	
7/19/2017	<0.002	
1/11/2018	<0.002	
7/12/2018	<0.002	
1/30/2019	<0.002	
3/27/2019	<0.002	
9/11/2019	0.001 (J)	
4/1/2020	<0.002	
9/15/2020	<0.002	
3/16/2021	<0.002	
8/18/2021	<0.002	
2/23/2022		<0.002
8/3/2022		<0.002
2/7/2023		<0.002
8/2/2023		<0.002

ND substitution: RL or RL/2 if <15% NDs.

Mann-Whitney (Wilcoxon Rank Sum)

Constituent: Copper (mg/L) Analysis Run 3/6/2024 12:03 PM View: Appendix I Mann-Whitney

Plant McIntosh Data: McIntosh LF4 CCR

	GWC-11	GWC-11
8/25/2004	<0.002	
9/11/2004	<0.002	
9/26/2004	<0.002	
10/13/2004	<0.002	
7/11/2005	<0.002	
12/7/2005	<0.002	
6/22/2006	<0.002	
11/28/2006	0.0027	
7/6/2007	<0.002	
12/13/2007	<0.002	
6/20/2008	<0.002	
12/7/2008	<0.002	
7/10/2009	<0.002	
12/29/2009	<0.002	
6/22/2010	<0.002	
1/5/2011	<0.002	
7/9/2011	<0.002	
1/21/2012	<0.002	
7/11/2012	<0.002	
1/19/2013	<0.002	
7/19/2013	<0.002	
1/15/2014	<0.002	
7/11/2014	0.0014 (J)	
1/16/2015	<0.002	
6/20/2015	<0.002	
1/14/2016	<0.002	
6/15/2016	<0.002	
1/12/2017	<0.002	
7/24/2017	<0.002	
1/11/2018	<0.002	
7/12/2018	<0.002	
1/30/2019	<0.002	
3/27/2019	<0.002	
9/11/2019	<0.002	
4/2/2020	0.0013 (J)	
9/15/2020	<0.002	
3/17/2021	0.0019 (J)	
8/18/2021	<0.002	
2/23/2022		<0.002
8/2/2022		<0.002
2/8/2023		<0.002
8/2/2023		<0.002

ND substitution: RL or RL/2 if <15% NDs.

Mann-Whitney (Wilcoxon Rank Sum)

Constituent: Copper (mg/L) Analysis Run 3/6/2024 12:03 PM View: Appendix I Mann-Whitney

Plant McIntosh Data: McIntosh LF4 CCR

	GWC-12	GWC-12
8/25/2004	<0.002	
9/11/2004	<0.002	
9/26/2004	<0.002	
10/13/2004	<0.002	
7/11/2005	<0.002	
12/7/2005	<0.002	
6/22/2006	<0.002	
11/28/2006	<0.002	
7/6/2007	<0.002	
12/13/2007	<0.002	
6/20/2008	<0.002	
12/7/2008	<0.002	
7/10/2009	<0.002	
12/28/2009	<0.002	
6/22/2010	<0.002	
1/4/2011	<0.002	
7/9/2011	<0.002	
1/20/2012	<0.002	
7/11/2012	<0.002	
1/19/2013	<0.002	
7/18/2013	<0.002	
1/15/2014	<0.002	
7/11/2014	<0.002	
1/15/2015	<0.002	
6/19/2015	<0.002	
1/16/2016	<0.002	
6/15/2016	<0.002	
1/12/2017	<0.002	
7/20/2017	<0.002	
1/11/2018	<0.002	
7/12/2018	<0.002	
1/30/2019	<0.002	
3/27/2019	<0.002	
9/11/2019	0.00069 (J)	
4/1/2020	<0.002	
9/16/2020	<0.002	
3/16/2021	<0.002	
8/18/2021	0.00096 (J)	
2/23/2022		<0.002
8/3/2022		<0.002
2/7/2023		<0.002
8/2/2023		<0.002

ND substitution: RL or RL/2 if <15% NDs.

Mann-Whitney (Wilcoxon Rank Sum)

Constituent: Copper (mg/L) Analysis Run 3/6/2024 12:03 PM View: Appendix I Mann-Whitney

Plant McIntosh Data: McIntosh LF4 CCR

	GWC-17	GWC-17
12/8/2015	0.0021 (J)	
12/14/2015	0.0018 (J)	
12/28/2015	<0.002	
1/13/2016	<0.002	
1/26/2016	<0.002	
6/15/2016	<0.002	
1/11/2017	<0.002	
7/19/2017	<0.002	
1/11/2018	<0.002	
7/11/2018	<0.002	
1/29/2019	<0.002	
3/27/2019	<0.002	
9/11/2019	0.0012 (J)	
4/1/2020	<0.002	
9/15/2020	<0.002	
3/16/2021	<0.002	
8/19/2021	<0.002	
2/22/2022		<0.002
8/2/2022		<0.002
2/8/2023		<0.002
8/2/2023		<0.002

ND substitution: RL or RL/2 if <15% NDs.

Mann-Whitney (Wilcoxon Rank Sum)

Constituent: Copper (mg/L) Analysis Run 3/6/2024 12:03 PM View: Appendix I Mann-Whitney

Plant McIntosh Data: McIntosh LF4 CCR

	GWC-18	GWC-18
12/8/2015	<0.002	
12/14/2015	0.00096 (J)	
12/28/2015	<0.002	
1/14/2016	<0.002	
1/26/2016	<0.002	
6/16/2016	0.00068 (J)	
1/11/2017	<0.002	
7/25/2017	<0.002	
1/12/2018	<0.002	
7/11/2018	<0.002	
1/30/2019	0.0021 (J)	
3/27/2019	<0.002	
9/11/2019	0.0011 (J)	
4/1/2020	<0.002	
9/15/2020	<0.002	
3/17/2021	0.001 (J)	
8/19/2021	0.00089 (J)	
2/23/2022		<0.002
8/2/2022		<0.002
2/7/2023		<0.002
8/2/2023		0.0013 (J)

ND substitution: RL or RL/2 if <15% NDs.

Mann-Whitney (Wilcoxon Rank Sum)

Constituent: Copper (mg/L) Analysis Run 3/6/2024 12:03 PM View: Appendix I Mann-Whitney

Plant McIntosh Data: McIntosh LF4 CCR

	GWC-19	GWC-19
12/8/2015	<0.002	
12/15/2015	<0.002	
12/28/2015	<0.002	
1/14/2016	<0.002	
1/26/2016	<0.002	
6/16/2016	0.00024 (J)	
1/16/2017	<0.002	
7/25/2017	<0.002	
1/12/2018	<0.002	
7/11/2018	<0.002	
1/29/2019	<0.002	
3/27/2019	<0.002	
9/11/2019	0.00085 (J)	
4/1/2020	<0.002	
9/16/2020	<0.002	
3/16/2021	<0.002	
8/19/2021	<0.002	
2/23/2022		<0.002
8/3/2022		<0.002
2/8/2023		<0.002
8/2/2023		<0.002

ND substitution: RL or RL/2 if <15% NDs.

Mann-Whitney (Wilcoxon Rank Sum)

Constituent: Copper (mg/L) Analysis Run 3/6/2024 12:03 PM View: Appendix I Mann-Whitney

Plant McIntosh Data: McIntosh LF4 CCR

	GWC-20	GWC-20
12/9/2015	<0.002	
12/14/2015	<0.002	
12/29/2015	<0.002	
1/14/2016	<0.002	
1/25/2016	<0.002	
6/16/2016	0.00032 (J)	
1/13/2017	<0.002	
7/25/2017	<0.002	
1/12/2018	<0.002	
7/11/2018	<0.002	
1/29/2019	<0.002	
3/27/2019	<0.002	
9/11/2019	0.0012 (J)	
4/1/2020	<0.002	
9/15/2020	<0.002	
3/16/2021	<0.002	
8/19/2021	<0.002	
2/22/2022		<0.002
8/3/2022		<0.002
2/8/2023		<0.002
8/2/2023		<0.002

ND substitution: RL or RL/2 if <15% NDs.

Mann-Whitney (Wilcoxon Rank Sum)

Constituent: Copper (mg/L) Analysis Run 3/6/2024 12:03 PM View: Appendix I Mann-Whitney

Plant McIntosh Data: McIntosh LF4 CCR

	GWC-21	GWC-21
12/9/2015	<0.002	
12/14/2015	<0.002	
12/29/2015	0.00082 (J)	
1/14/2016	0.0064 (o)	
1/25/2016	<0.002	
6/16/2016	0.00042 (J)	
1/12/2017	<0.002	
7/25/2017	<0.002	
1/11/2018	<0.002	
7/11/2018	<0.002	
1/30/2019	<0.002	
3/27/2019	<0.002	
9/11/2019	0.00066 (J)	
4/1/2020	<0.002	
9/15/2020	<0.002	
3/17/2021	<0.002	
8/19/2021	<0.002	
2/23/2022		<0.002
8/4/2022		<0.002
2/8/2023		<0.002
8/3/2023		<0.002

ND substitution: RL or RL/2 if <15% NDs.

Mann-Whitney (Wilcoxon Rank Sum)

Constituent: Copper (mg/L) Analysis Run 3/6/2024 12:03 PM View: Appendix I Mann-Whitney

Plant McIntosh Data: McIntosh LF4 CCR

	GWC-23	GWC-23
6/16/2016	0.0011 (J)	
1/17/2017	<0.002	
7/25/2017	<0.002	
1/12/2018	<0.002	
7/12/2018	<0.002	
1/30/2019	<0.002	
3/27/2019	<0.002	
9/11/2019	0.00092 (J)	
4/1/2020	<0.002	
9/15/2020	<0.002	
3/17/2021	<0.002	
8/19/2021	0.0013 (J)	
2/23/2022		<0.002
8/4/2022		<0.002
2/8/2023		<0.002
8/3/2023		<0.002

ND substitution: RL or RL/2 if <15% NDs.

Mann-Whitney (Wilcoxon Rank Sum)

Constituent: Copper (mg/L) Analysis Run 3/6/2024 12:03 PM View: Appendix I Mann-Whitney

Plant McIntosh Data: McIntosh LF4 CCR

	GWC-9	GWC-9
8/25/2004	<0.002	
9/11/2004	<0.002	
9/26/2004	0.0021	
10/13/2004	<0.002	
7/11/2005	<0.002	
12/7/2005	<0.002	
6/22/2006	<0.002	
11/28/2006	<0.002	
7/6/2007	<0.002	
12/13/2007	<0.002	
6/20/2008	<0.002	
12/7/2008	<0.002	
7/9/2009	<0.002	
12/29/2009	<0.002	
6/22/2010	<0.002	
1/5/2011	<0.002	
7/9/2011	<0.002	
1/21/2012	<0.002	
7/11/2012	<0.002	
1/19/2013	<0.002	
7/18/2013	<0.002	
1/15/2014	<0.002	
7/10/2014	<0.002	
1/16/2015	<0.002	
6/20/2015	<0.002	
1/14/2016	<0.002	
6/15/2016	<0.002	
1/13/2017	<0.002	
7/24/2017	<0.002	
1/12/2018	<0.002	
7/12/2018	<0.002	
1/30/2019	0.002 (J)	
3/27/2019	<0.002	
9/11/2019	0.00092 (J)	
4/1/2020	<0.002	
9/16/2020	<0.002	
3/17/2021	<0.002	
8/19/2021	<0.002	
2/23/2022		<0.002
8/3/2022		<0.002
2/8/2023		<0.002
8/2/2023		<0.002

ND substitution: RL or RL/2 if <15% NDs.

Mann-Whitney (Wilcoxon Rank Sum)

Constituent: Lead (mg/L) Analysis Run 3/6/2024 12:03 PM View: Appendix I Mann-Whitney

Plant McIntosh Data: McIntosh LF4 CCR

	GWA-13	GWA-13
12/7/2015	<0.001	
12/15/2015	<0.001	
12/29/2015	<0.001	
1/13/2016	<0.001	
1/25/2016	<0.001	
4/20/2016	<0.001	
6/14/2016	<0.001	
8/9/2016	<0.001	
9/27/2016	<0.001	
11/15/2016	<0.001	
1/12/2017	<0.001	
2/28/2017	<0.001	
4/20/2017	<0.001	
7/18/2017	<0.001	
1/10/2018	<0.001	
7/11/2018	<0.001	
1/29/2019	<0.001	
3/26/2019	<0.001	
9/10/2019	0.00058 (J)	
3/31/2020	<0.001	
9/15/2020	<0.001	
3/16/2021	<0.001	
8/18/2021	<0.001	
2/22/2022		<0.001
8/2/2022		<0.001
2/6/2023		<0.001
8/1/2023		<0.001

ND substitution: RL or RL/2 if <15% NDs.

Mann-Whitney (Wilcoxon Rank Sum)

Constituent: Lead (mg/L) Analysis Run 3/6/2024 12:03 PM View: Appendix I Mann-Whitney

Plant McIntosh Data: McIntosh LF4 CCR

	GWA-14	GWA-14
12/7/2015	<0.001	
12/15/2015	<0.001	
12/29/2015	<0.001	
1/13/2016	<0.001	
1/25/2016	<0.001	
4/20/2016	<0.001	
6/14/2016	<0.001	
8/9/2016	<0.001	
9/27/2016	<0.001	
11/15/2016	<0.001	
1/11/2017	<0.001	
2/28/2017	<0.001	
4/20/2017	<0.001	
7/19/2017	<0.001	
1/11/2018	<0.001	
7/11/2018	<0.001	
1/29/2019	<0.001	
3/26/2019	<0.001	
9/10/2019	0.00013 (J)	
4/1/2020	<0.001	
9/15/2020	<0.001	
3/16/2021	<0.001	
8/17/2021	0.00021 (J)	
2/22/2022		<0.001
8/2/2022		<0.001
2/7/2023		<0.001
8/2/2023		<0.001

ND substitution: RL or RL/2 if <15% NDs.

Mann-Whitney (Wilcoxon Rank Sum)

Constituent: Lead (mg/L) Analysis Run 3/6/2024 12:03 PM View: Appendix I Mann-Whitney

Plant McIntosh Data: McIntosh LF4 CCR

	GWA-16	GWA-16
12/7/2015	<0.001	
12/14/2015	<0.001	
12/28/2015	<0.001	
1/13/2016	<0.001	
1/25/2016	<0.001	
4/20/2016	<0.001	
6/15/2016	<0.001	
8/9/2016	<0.001	
9/27/2016	<0.001	
11/15/2016	<0.001	
1/11/2017	<0.001	
3/1/2017	<0.001	
4/20/2017	<0.001	
7/19/2017	<0.001	
1/11/2018	<0.001	
7/11/2018	<0.001	
1/29/2019	<0.001	
3/26/2019	<0.001	
9/10/2019	0.00013 (J)	
4/1/2020	<0.001	
9/15/2020	0.00024 (J)	
3/16/2021	<0.001	
8/17/2021	<0.001	
2/22/2022		<0.001
8/2/2022		<0.001
2/7/2023		<0.001
8/1/2023		<0.001

ND substitution: RL or RL/2 if <15% NDs.

Mann-Whitney (Wilcoxon Rank Sum)

Constituent: Lead (mg/L) Analysis Run 3/6/2024 12:03 PM View: Appendix I Mann-Whitney

Plant McIntosh Data: McIntosh LF4 CCR

	GWA-2	GWA-2
8/25/2004	<0.001	
9/11/2004	<0.001	
9/26/2004	<0.001	
10/13/2004	<0.001	
7/11/2005	<0.001	
12/7/2005	<0.001	
6/22/2006	<0.001	
11/28/2006	<0.001	
7/6/2007	<0.001	
12/13/2007	<0.001	
6/20/2008	<0.001	
12/7/2008	<0.001	
7/9/2009	<0.001	
12/28/2009	<0.001	
6/22/2010	<0.001	
1/4/2011	<0.001	
7/9/2011	<0.001	
1/21/2012	<0.001	
7/11/2012	<0.001	
1/20/2013	<0.001	
7/19/2013	<0.001	
1/15/2014	<0.001	
7/11/2014	<0.001	
1/16/2015	<0.001	
6/20/2015	<0.001	
1/16/2016	<0.001	
4/19/2016	<0.001	
6/14/2016	<0.001	
8/9/2016	<0.001	
9/26/2016	<0.001	
11/15/2016	<0.001	
1/10/2017	<0.001	
2/28/2017	<0.001	
4/19/2017	<0.001	
7/17/2017	<0.001	
1/10/2018	<0.001	
7/11/2018	<0.001	
1/29/2019	<0.001	
3/27/2019	<0.001	
9/11/2019	<0.001	
4/1/2020	<0.001	
9/15/2020	<0.001	
3/16/2021	<0.001	
8/17/2021	0.00081 (J)	
2/22/2022		0.0054
8/2/2022		0.00043 (J)
2/7/2023		0.0015
8/1/2023		0.00088 (J)

ND substitution: RL or RL/2 if <15% NDs.

Mann-Whitney (Wilcoxon Rank Sum)

Constituent: Lead (mg/L) Analysis Run 3/6/2024 12:03 PM View: Appendix I Mann-Whitney

Plant McIntosh Data: McIntosh LF4 CCR

	GWA-3	GWA-3
8/25/2004	<0.001	
9/11/2004	<0.001	
9/26/2004	<0.001	
10/13/2004	<0.001	
7/11/2005	<0.001	
12/7/2005	<0.001	
6/22/2006	<0.001	
11/28/2006	<0.001	
7/6/2007	<0.001	
12/13/2007	<0.001	
6/20/2008	<0.001	
12/7/2008	<0.001	
7/9/2009	<0.001	
12/28/2009	<0.001	
6/22/2010	<0.001	
1/5/2011	0.014 (o)	
7/9/2011	<0.001	
1/20/2012	<0.001	
7/11/2012	<0.001	
1/19/2013	<0.001	
7/18/2013	<0.001	
1/15/2014	<0.001	
7/11/2014	<0.001	
1/15/2015	<0.001	
6/19/2015	<0.001	
1/16/2016	<0.001	
4/19/2016	<0.001	
6/14/2016	<0.001	
8/9/2016	<0.001	
9/27/2016	<0.001	
11/14/2016	<0.001	
1/10/2017	<0.001	
2/28/2017	<0.001	
4/19/2017	<0.001	
7/18/2017	<0.001	
1/10/2018	<0.001	
7/11/2018	<0.001	
1/29/2019	<0.001	
3/27/2019	<0.001	
9/11/2019	<0.001	
4/1/2020	<0.001	
9/15/2020	<0.001	
3/16/2021	<0.001	
8/17/2021	<0.001	
2/22/2022		<0.001
8/2/2022		0.015
2/7/2023		<0.001
8/2/2023		<0.001

ND substitution: RL or RL/2 if <15% NDs.

Mann-Whitney (Wilcoxon Rank Sum)

Constituent: Lead (mg/L) Analysis Run 3/6/2024 12:03 PM View: Appendix I Mann-Whitney

Plant McIntosh Data: McIntosh LF4 CCR

	GWA-4A	GWA-4A
8/25/2004	<0.001	
9/11/2004	<0.001	
9/26/2004	<0.001	
10/13/2004	<0.001	
7/11/2005	<0.001	
12/7/2005	<0.001	
6/22/2006	<0.001	
11/28/2006	<0.001	
7/6/2007	<0.001	
12/13/2007	<0.001	
6/20/2008	<0.001	
12/7/2008	<0.001	
7/9/2009	<0.001	
12/30/2009	<0.001	
6/22/2010	<0.001	
1/4/2011	<0.001	
7/10/2011	<0.001	
1/21/2012	<0.001	
7/11/2012	<0.001	
1/20/2013	<0.001	
7/19/2013	<0.001	
1/16/2014	<0.001	
7/10/2014	<0.001	
1/16/2015	<0.001	
6/20/2015	<0.001	
1/14/2016	<0.001	
4/20/2016	<0.001	
6/14/2016	<0.001	
8/11/2016	<0.001	
9/27/2016	<0.001	
11/14/2016	<0.001	
1/10/2017	<0.001	
2/28/2017	<0.001	
4/20/2017	<0.001	
7/18/2017	<0.001	
1/10/2018	<0.001	
7/11/2018	<0.001	
1/29/2019	<0.001	
3/26/2019	<0.001	
9/10/2019	0.00051 (J)	
3/31/2020	0.00024 (J)	
9/16/2020	<0.001	
3/17/2021	<0.001	
8/19/2021	<0.001	
2/23/2022		0.00019 (J)
8/3/2022		0.0037
2/7/2023		<0.001
8/1/2023		<0.001

ND substitution: RL or RL/2 if <15% NDs.

Mann-Whitney (Wilcoxon Rank Sum)

Constituent: Lead (mg/L) Analysis Run 3/6/2024 12:03 PM View: Appendix I Mann-Whitney

Plant McIntosh Data: McIntosh LF4 CCR

	GWA-5	GWA-5
8/25/2004	<0.001	
9/11/2004	<0.001	
9/26/2004	<0.001	
10/13/2004	<0.001	
7/11/2005	<0.001	
12/7/2005	<0.001	
6/22/2006	<0.001	
11/28/2006	<0.001	
7/6/2007	<0.001	
12/13/2007	<0.001	
6/20/2008	<0.001	
12/7/2008	<0.001	
7/9/2009	<0.001	
12/29/2009	<0.001	
6/22/2010	<0.001	
1/4/2011	<0.001	
7/9/2011	<0.001	
1/21/2012	<0.001	
7/11/2012	<0.001	
1/19/2013	<0.001	
7/18/2013	<0.001	
1/15/2014	<0.001	
7/10/2014	<0.001	
1/15/2015	<0.001	
6/19/2015	<0.001	
1/14/2016	<0.001	
4/20/2016	<0.001	
6/14/2016	0.00019 (J)	
8/9/2016	<0.001	
9/27/2016	<0.001	
11/15/2016	<0.001	
1/11/2017	<0.001	
1/19/2017	0.001 (J)	
1/24/2017	<0.001	
2/28/2017	<0.001	
4/20/2017	0.00041 (J)	
7/18/2017	<0.001	
1/10/2018	<0.001	
7/11/2018	<0.001	
1/29/2019	<0.001	
3/26/2019	<0.001	
9/10/2019	0.00074 (J)	
3/31/2020	<0.001	
9/15/2020	<0.001	
3/17/2021	<0.001	
8/19/2021	<0.001	
2/22/2022		<0.001
8/2/2022		<0.001
2/7/2023		<0.001
8/1/2023		<0.001

ND substitution: RL or RL/2 if <15% NDs.

Mann-Whitney (Wilcoxon Rank Sum)

Constituent: Lead (mg/L) Analysis Run 3/6/2024 12:03 PM View: Appendix I Mann-Whitney

Plant McIntosh Data: McIntosh LF4 CCR

	GWC-11	GWC-11
8/25/2004	<0.001	
9/11/2004	<0.001	
9/26/2004	<0.001	
10/13/2004	<0.001	
7/11/2005	<0.001	
12/7/2005	<0.001	
6/22/2006	<0.001	
11/28/2006	<0.001	
7/6/2007	<0.001	
12/13/2007	<0.001	
6/20/2008	<0.001	
12/7/2008	<0.001	
7/10/2009	<0.001	
12/29/2009	<0.001	
6/22/2010	<0.001	
1/5/2011	<0.001	
7/9/2011	<0.001	
1/21/2012	<0.001	
7/11/2012	<0.001	
1/19/2013	<0.001	
7/19/2013	<0.001	
1/15/2014	<0.001	
7/11/2014	<0.001	
1/16/2015	<0.001	
6/20/2015	<0.001	
1/14/2016	<0.001	
4/20/2016	<0.001	
6/15/2016	0.0002 (J)	
8/10/2016	<0.001	
9/27/2016	<0.001	
11/15/2016	<0.001	
1/12/2017	<0.001	
3/1/2017	<0.001	
4/24/2017	0.00037 (J)	
7/24/2017	<0.001	
1/11/2018	<0.001	
7/12/2018	<0.001	
1/30/2019	<0.001	
3/27/2019	<0.001	
9/11/2019	<0.001	
4/2/2020	0.00025 (J)	
9/15/2020	<0.001	
3/17/2021	0.00031 (J)	
8/18/2021	<0.001	
2/23/2022		0.00017 (J)
8/2/2022		<0.001
2/8/2023		<0.001
8/2/2023		<0.001

ND substitution: RL or RL/2 if <15% NDs.

Mann-Whitney (Wilcoxon Rank Sum)

Constituent: Lead (mg/L) Analysis Run 3/6/2024 12:03 PM View: Appendix I Mann-Whitney

Plant McIntosh Data: McIntosh LF4 CCR

	GWC-18	GWC-18
12/8/2015	<0.001	
12/14/2015	<0.001	
12/28/2015	<0.001	
1/14/2016	<0.001	
1/26/2016	<0.001	
4/19/2016	<0.001	
6/16/2016	0.00015 (J)	
8/11/2016	<0.001	
9/28/2016	<0.001	
11/16/2016	<0.001	
1/11/2017	<0.001	
3/1/2017	<0.001	
4/25/2017	<0.001	
7/25/2017	<0.001	
1/12/2018	<0.001	
7/11/2018	<0.001	
1/30/2019	0.00067 (J)	
3/27/2019	<0.001	
9/11/2019	0.00017 (J)	
4/1/2020	<0.001	
9/15/2020	<0.001	
3/17/2021	0.00015 (J)	
8/19/2021	0.00037 (J)	
2/23/2022		0.00026 (J)
8/2/2022		0.00029 (J)
2/7/2023		0.00035 (J)
8/2/2023		<0.001

ND substitution: RL or RL/2 if <15% NDs.

Mann-Whitney (Wilcoxon Rank Sum)

Constituent: Lead (mg/L) Analysis Run 3/6/2024 12:03 PM View: Appendix I Mann-Whitney

Plant McIntosh Data: McIntosh LF4 CCR

	GWC-20	GWC-20
12/9/2015	<0.001	
12/14/2015	<0.001	
12/29/2015	<0.001	
1/14/2016	<0.001	
1/25/2016	<0.001	
4/21/2016	<0.001	
6/16/2016	<0.001	
8/10/2016	<0.001	
9/27/2016	<0.001	
11/15/2016	<0.001	
1/13/2017	<0.001	
3/1/2017	<0.001	
4/25/2017	<0.001	
7/25/2017	<0.001	
1/12/2018	<0.001	
7/11/2018	<0.001	
1/29/2019	<0.001	
3/27/2019	<0.001	
9/11/2019	0.00024 (J)	
4/1/2020	<0.001	
9/15/2020	<0.001	
3/16/2021	<0.001	
8/19/2021	<0.001	
2/22/2022		<0.001
8/3/2022		<0.001
2/8/2023		<0.001
8/2/2023		<0.001

ND substitution: RL or RL/2 if <15% NDs.

Mann-Whitney (Wilcoxon Rank Sum)

Constituent: Lead (mg/L) Analysis Run 3/6/2024 12:03 PM View: Appendix I Mann-Whitney

Plant McIntosh Data: McIntosh LF4 CCR

	GWC-21	GWC-21
12/9/2015	<0.001	
12/14/2015	<0.001	
12/29/2015	<0.001	
1/14/2016	<0.001	
1/25/2016	<0.001	
4/21/2016	<0.001	
6/16/2016	<0.001	
8/10/2016	<0.001	
9/27/2016	0.00079 (J)	
11/15/2016	<0.001	
1/12/2017	<0.001	
3/1/2017	<0.001	
4/24/2017	<0.001	
7/25/2017	<0.001	
1/11/2018	<0.001	
7/11/2018	<0.001	
1/30/2019	<0.001	
3/27/2019	<0.001	
9/11/2019	0.00021 (J)	
4/1/2020	<0.001	
9/15/2020	<0.001	
3/17/2021	<0.001	
8/19/2021	<0.001	
2/23/2022		<0.001
8/4/2022		<0.001
2/8/2023		<0.001
8/3/2023		<0.001

ND substitution: RL or RL/2 if <15% NDs.

Mann-Whitney (Wilcoxon Rank Sum)

Constituent: Lead (mg/L) Analysis Run 3/6/2024 12:03 PM View: Appendix I Mann-Whitney

Plant McIntosh Data: McIntosh LF4 CCR

	GWC-23	GWC-23
6/16/2016	<0.001	
8/10/2016	<0.001	
9/28/2016	<0.001	
11/16/2016	<0.001	
1/17/2017	<0.001	
3/2/2017	<0.001	
4/25/2017	<0.001	
7/13/2017	<0.001	
7/25/2017	<0.001	
1/12/2018	<0.001	
7/12/2018	<0.001	
1/30/2019	0.00013 (J)	
3/27/2019	<0.001	
9/11/2019	0.00018 (J)	
4/1/2020	<0.001	
9/15/2020	<0.001	
3/17/2021	<0.001	
8/19/2021	<0.001	
2/23/2022		<0.001
8/4/2022		0.00034 (J)
2/8/2023		<0.001
8/3/2023		<0.001

ND substitution: RL or RL/2 if <15% NDs.

Mann-Whitney (Wilcoxon Rank Sum)

Constituent: Nickel (mg/L) Analysis Run 3/6/2024 12:03 PM View: Appendix I Mann-Whitney

Plant McIntosh Data: McIntosh LF4 CCR

	GWA-13	GWA-13
12/7/2015	<0.001	
12/15/2015	<0.001	
12/29/2015	<0.001	
1/13/2016	<0.001	
1/25/2016	<0.001	
6/14/2016	<0.001	
1/12/2017	<0.001	
7/18/2017	<0.001	
1/10/2018	<0.001	
7/11/2018	<0.001	
1/29/2019	0.00033 (J)	
3/26/2019	<0.001	
9/10/2019	0.0004 (J)	
3/31/2020	<0.001	
9/15/2020	0.00037 (J)	
3/16/2021	<0.001	
8/18/2021	<0.001	
2/22/2022		<0.001
8/2/2022		<0.001
2/6/2023		<0.001
8/1/2023		0.00043 (J)

ND substitution: RL or RL/2 if <15% NDs.

Mann-Whitney (Wilcoxon Rank Sum)

Constituent: Nickel (mg/L) Analysis Run 3/6/2024 12:03 PM View: Appendix I Mann-Whitney

Plant McIntosh Data: McIntosh LF4 CCR

	GWA-14	GWA-14
12/7/2015	<0.001	
12/15/2015	<0.001	
12/29/2015	<0.001	
1/13/2016	<0.001	
1/25/2016	<0.001	
6/14/2016	0.00052 (J)	
1/11/2017	<0.001	
7/19/2017	<0.001	
1/11/2018	<0.001	
7/11/2018	<0.001	
1/29/2019	0.0004 (J)	
3/26/2019	<0.001	
9/10/2019	0.00056 (J)	
4/1/2020	0.00043 (J)	
9/15/2020	0.00075 (J)	
3/16/2021	0.00045 (J)	
8/17/2021	0.00061 (J)	
2/22/2022		<0.001
8/2/2022		<0.001
2/7/2023		0.00061 (J)
8/2/2023		0.00057 (J)

ND substitution: RL or RL/2 if <15% NDs.

Mann-Whitney (Wilcoxon Rank Sum)

Constituent: Nickel (mg/L) Analysis Run 3/6/2024 12:03 PM View: Appendix I Mann-Whitney

Plant McIntosh Data: McIntosh LF4 CCR

	GWA-15	GWA-15
12/7/2015	<0.001	
12/15/2015	<0.001	
12/28/2015	<0.001	
1/13/2016	<0.001	
1/25/2016	<0.001	
6/15/2016	<0.001	
1/11/2017	<0.001	
7/19/2017	<0.001	
1/11/2018	<0.001	
7/11/2018	<0.001	
1/29/2019	0.00046 (J)	
3/26/2019	<0.001	
9/11/2019	0.00042 (J)	
4/1/2020	<0.001	
9/15/2020	0.00047 (J)	
3/17/2021	0.00047 (J)	
8/19/2021	<0.001	
2/22/2022		0.00061 (J)
8/2/2022		<0.001
2/7/2023		<0.001
8/1/2023		<0.001

ND substitution: RL or RL/2 if <15% NDs.

Mann-Whitney (Wilcoxon Rank Sum)

Constituent: Nickel (mg/L) Analysis Run 3/6/2024 12:03 PM View: Appendix I Mann-Whitney

Plant McIntosh Data: McIntosh LF4 CCR

	GWA-16	GWA-16
12/7/2015	<0.001	
12/14/2015	<0.001	
12/28/2015	<0.001	
1/13/2016	<0.001	
1/25/2016	<0.001	
6/15/2016	<0.001	
1/11/2017	<0.001	
7/19/2017	<0.001	
1/11/2018	<0.001	
7/11/2018	<0.001	
1/29/2019	0.0004 (J)	
3/26/2019	<0.001	
9/10/2019	0.00036 (J)	
4/1/2020	<0.001	
9/15/2020	0.00045 (J)	
3/16/2021	0.00043 (J)	
8/17/2021	0.00052 (J)	
2/22/2022		<0.001
8/2/2022		<0.001
2/7/2023		0.00054 (J)
8/1/2023		0.00044 (J)

ND substitution: RL or RL/2 if <15% NDs.

Mann-Whitney (Wilcoxon Rank Sum)

Constituent: Nickel (mg/L) Analysis Run 3/6/2024 12:03 PM View: Appendix I Mann-Whitney

Plant McIntosh Data: McIntosh LF4 CCR

	GWA-2	GWA-2
8/25/2004	<0.0025	
9/11/2004	<0.0025	
9/26/2004	<0.0025	
10/13/2004	<0.0025	
7/11/2005	<0.0025	
12/7/2005	<0.0025	
6/22/2006	<0.0025	
11/28/2006	<0.0025	
7/6/2007	<0.0025	
12/13/2007	<0.0025	
6/20/2008	<0.0025	
12/7/2008	<0.0025	
7/9/2009	0.0043	
12/28/2009	<0.0025	
6/22/2010	<0.0025	
1/4/2011	<0.0025	
7/9/2011	<0.0025	
1/21/2012	<0.0025	
7/11/2012	<0.0025	
1/20/2013	<0.0025	
7/19/2013	<0.0025	
1/15/2014	0.0016 (J)	
7/11/2014	<0.0025	
1/16/2015	<0.0025	
6/20/2015	<0.0025	
1/16/2016	<0.0025	
6/14/2016	0.0006 (J)	
1/10/2017	<0.0025	
7/17/2017	<0.0025	
1/10/2018	0.0026	
7/11/2018	<0.0025	
1/29/2019	0.00063 (J)	
3/27/2019	<0.0025	
9/11/2019	0.00091 (J)	
4/1/2020	0.00077 (J)	
9/15/2020	0.00094 (J)	
3/16/2021	0.00072 (J)	
8/17/2021	0.00097 (J)	
2/22/2022		0.00092 (J)
8/2/2022		0.00086 (J)
2/7/2023		0.00083 (J)
8/1/2023		0.001

ND substitution: RL or RL/2 if <15% NDs.

Mann-Whitney (Wilcoxon Rank Sum)

Constituent: Nickel (mg/L) Analysis Run 3/6/2024 12:03 PM View: Appendix I Mann-Whitney

Plant McIntosh Data: McIntosh LF4 CCR

	GWA-3	GWA-3
8/25/2004	<0.001	
9/11/2004	0.03 (O)	
9/26/2004	<0.001	
10/13/2004	<0.001	
7/11/2005	<0.001	
12/7/2005	<0.001	
6/22/2006	<0.001	
11/28/2006	<0.001	
7/6/2007	<0.001	
12/13/2007	<0.001	
6/20/2008	<0.001	
12/7/2008	<0.001	
7/9/2009	<0.001	
12/28/2009	<0.001	
6/22/2010	<0.001	
1/5/2011	0.025 (O)	
7/9/2011	<0.001	
1/20/2012	<0.001	
7/11/2012	<0.001	
1/19/2013	<0.001	
7/18/2013	<0.001	
1/15/2014	<0.001	
7/11/2014	<0.001	
1/15/2015	<0.001	
6/19/2015	<0.001	
1/16/2016	<0.001	
6/14/2016	<0.001	
1/10/2017	<0.001	
7/18/2017	<0.001	
1/10/2018	<0.001	
7/11/2018	<0.001	
1/29/2019	0.00034 (J)	
3/27/2019	<0.001	
9/11/2019	0.00045 (J)	
4/1/2020	<0.001	
9/15/2020	0.00038 (J)	
3/16/2021	<0.001	
8/17/2021	0.00047 (J)	
2/22/2022		<0.001
8/2/2022		0.00054 (J)
2/7/2023		<0.001
8/2/2023		0.00046 (J)

ND substitution: RL or RL/2 if <15% NDs.

Mann-Whitney (Wilcoxon Rank Sum)

Constituent: Nickel (mg/L) Analysis Run 3/6/2024 12:03 PM View: Appendix I Mann-Whitney

Plant McIntosh Data: McIntosh LF4 CCR

	GWA-4A	GWA-4A
8/25/2004	<0.001	
9/11/2004	<0.001	
9/26/2004	<0.001	
10/13/2004	<0.001	
7/11/2005	<0.001	
12/7/2005	<0.001	
6/22/2006	<0.001	
11/28/2006	<0.001	
7/6/2007	<0.001	
12/13/2007	<0.001	
6/20/2008	<0.001	
12/7/2008	<0.001	
7/9/2009	<0.001	
12/30/2009	0.0048	
6/22/2010	<0.001	
1/4/2011	<0.001	
7/10/2011	<0.001	
1/21/2012	0.0026	
7/11/2012	0.0072	
1/20/2013	0.0025	
7/19/2013	<0.001	
1/16/2014	0.0031	
7/10/2014	<0.001	
1/16/2015	0.0024 (J)	
6/20/2015	<0.001	
1/14/2016	<0.001	
6/14/2016	0.0013 (J)	
1/10/2017	<0.001	
7/18/2017	<0.001	
1/10/2018	<0.001	
7/11/2018	0.003	
1/29/2019	0.0021 (J)	
3/26/2019	0.0021	
9/10/2019	0.002	
3/31/2020	0.0028	
9/16/2020	0.00096 (J)	
3/17/2021	0.00083 (J)	
8/19/2021	0.00065 (J)	
2/23/2022		<0.001
8/3/2022		0.00078 (J)
2/7/2023		<0.001
8/1/2023		0.00065 (J)

ND substitution: RL or RL/2 if <15% NDs.

Mann-Whitney (Wilcoxon Rank Sum)

Constituent: Nickel (mg/L) Analysis Run 3/6/2024 12:03 PM View: Appendix I Mann-Whitney

Plant McIntosh Data: McIntosh LF4 CCR

	GWA-5	GWA-5
8/25/2004	<0.001	
9/11/2004	<0.001	
9/26/2004	<0.001	
10/13/2004	<0.001	
7/11/2005	<0.001	
12/7/2005	<0.001	
6/22/2006	<0.001	
11/28/2006	<0.001	
7/6/2007	<0.001	
12/13/2007	<0.001	
6/20/2008	<0.001	
12/7/2008	<0.001	
7/9/2009	<0.001	
12/29/2009	<0.001	
6/22/2010	<0.001	
1/4/2011	<0.001	
7/9/2011	<0.001	
1/21/2012	<0.001	
7/11/2012	0.0031	
1/19/2013	<0.001	
7/18/2013	<0.001	
1/15/2014	<0.001	
7/10/2014	<0.001	
1/15/2015	<0.001	
6/19/2015	<0.001	
1/14/2016	<0.001	
6/14/2016	0.00054 (J)	
1/11/2017	<0.001	
7/18/2017	<0.001	
1/10/2018	<0.001	
7/11/2018	<0.001	
1/29/2019	<0.001	
3/26/2019	<0.001	
9/10/2019	0.00043 (J)	
3/31/2020	<0.001	
9/15/2020	0.00056 (J)	
3/17/2021	0.00041 (J)	
8/19/2021	0.00043 (J)	
2/22/2022		<0.001
8/2/2022		<0.001
2/7/2023		0.00046 (J)
8/1/2023		<0.001

ND substitution: RL or RL/2 if <15% NDs.

Mann-Whitney (Wilcoxon Rank Sum)

Constituent: Nickel (mg/L) Analysis Run 3/6/2024 12:03 PM View: Appendix I Mann-Whitney

Plant McIntosh Data: McIntosh LF4 CCR

	GWC-1	GWC-1
8/25/2004	<0.0025	
9/11/2004	<0.0025	
9/26/2004	<0.0025	
7/11/2005	<0.0025	
12/7/2005	<0.0025	
6/22/2006	<0.0025	
11/28/2006	<0.0025	
7/6/2007	<0.0025	
12/13/2007	<0.0025	
6/20/2008	<0.0025	
12/7/2008	<0.0025	
7/9/2009	<0.0025	
12/28/2009	<0.0025	
6/22/2010	<0.0025	
1/4/2011	<0.0025	
7/9/2011	<0.0025	
1/21/2012	<0.0025	
7/11/2012	<0.0025	
1/20/2013	<0.0025	
7/19/2013	<0.0025	
1/15/2014	0.0013 (J)	
7/11/2014	0.0013 (J)	
1/16/2015	<0.0025	
6/20/2015	0.0016 (J)	
1/16/2016	<0.0025	
6/15/2016	0.00088 (J)	
1/12/2017	<0.0025	
7/19/2017	<0.0025	
1/11/2018	<0.0025	
7/12/2018	<0.0025	
1/30/2019	<0.0025	
3/27/2019	<0.0025	
9/11/2019	0.0013	
4/1/2020	0.00099 (J)	
9/15/2020	0.0012	
3/16/2021	0.0012	
8/18/2021	0.0014	
2/23/2022		0.0012
8/3/2022		0.0013
2/7/2023		0.0012
8/2/2023		0.0014

ND substitution: RL or RL/2 if <15% NDs.

Mann-Whitney (Wilcoxon Rank Sum)

Constituent: Nickel (mg/L) Analysis Run 3/6/2024 12:03 PM View: Appendix I Mann-Whitney

Plant McIntosh Data: McIntosh LF4 CCR

	GWC-10	GWC-10
8/25/2004	<0.001	
9/11/2004	<0.001	
9/26/2004	<0.001	
10/13/2004	<0.001	
7/11/2005	<0.001	
12/7/2005	<0.001	
6/22/2006	<0.001	
11/28/2006	<0.001	
7/6/2007	<0.001	
12/13/2007	<0.001	
6/20/2008	<0.001	
12/7/2008	<0.001	
7/10/2009	<0.001	
12/29/2009	<0.001	
6/22/2010	<0.001	
1/4/2011	<0.001	
7/10/2011	<0.001	
1/21/2012	<0.001	
7/11/2012	<0.001	
1/20/2013	<0.001	
7/19/2013	<0.001	
1/16/2014	<0.001	
7/10/2014	<0.001	
1/16/2015	<0.001	
6/20/2015	0.0013 (J)	
1/16/2016	<0.001	
6/16/2016	<0.001	
1/12/2017	<0.001	
7/24/2017	<0.001	
1/11/2018	<0.001	
7/12/2018	<0.001	
1/30/2019	<0.001	
3/27/2019	<0.001	
9/11/2019	<0.001	
4/1/2020	<0.001	
9/15/2020	0.0013	
3/16/2021	0.00043 (J)	
8/18/2021	<0.001	
2/23/2022		<0.001
8/3/2022		<0.001
2/8/2023		<0.001
8/2/2023		0.0011

ND substitution: RL or RL/2 if <15% NDs.

Mann-Whitney (Wilcoxon Rank Sum)

Constituent: Nickel (mg/L) Analysis Run 3/6/2024 12:03 PM View: Appendix I Mann-Whitney

Plant McIntosh Data: McIntosh LF4 CCR

	GWC-11	GWC-11
8/25/2004	<0.001	
9/11/2004	<0.001	
9/26/2004	<0.001	
10/13/2004	<0.001	
7/11/2005	<0.001	
12/7/2005	<0.001	
6/22/2006	<0.001	
11/28/2006	<0.001	
7/6/2007	<0.001	
12/13/2007	<0.001	
6/20/2008	<0.001	
12/7/2008	<0.001	
7/10/2009	<0.001	
12/29/2009	<0.001	
6/22/2010	<0.001	
1/5/2011	<0.001	
7/9/2011	<0.001	
1/21/2012	<0.001	
7/11/2012	0.0049	
1/19/2013	<0.001	
7/19/2013	<0.001	
1/15/2014	<0.001	
7/11/2014	0.0029	
1/16/2015	0.0014 (J)	
6/20/2015	<0.001	
1/14/2016	<0.001	
6/15/2016	0.00085 (J)	
1/12/2017	<0.001	
7/24/2017	<0.001	
1/11/2018	<0.001	
7/12/2018	<0.001	
1/30/2019	<0.001	
3/27/2019	<0.001	
9/11/2019	0.00042 (J)	
4/2/2020	0.0009 (J)	
9/15/2020	0.00063 (J)	
3/17/2021	0.00077 (J)	
8/18/2021	0.00034 (J)	
2/23/2022		<0.001
8/2/2022		<0.001
2/8/2023		<0.001
8/2/2023		<0.001

ND substitution: RL or RL/2 if <15% NDs.

Mann-Whitney (Wilcoxon Rank Sum)

Constituent: Nickel (mg/L) Analysis Run 3/6/2024 12:03 PM View: Appendix I Mann-Whitney

Plant McIntosh Data: McIntosh LF4 CCR

	GWC-12	GWC-12
8/25/2004	<0.0025	
9/11/2004	<0.0025	
9/26/2004	<0.0025	
10/13/2004	<0.0025	
7/11/2005	<0.0025	
12/7/2005	<0.0025	
6/22/2006	<0.0025	
11/28/2006	<0.0025	
7/6/2007	<0.0025	
12/13/2007	<0.0025	
6/20/2008	<0.0025	
12/7/2008	<0.0025	
7/10/2009	<0.0025	
12/28/2009	<0.0025	
6/22/2010	<0.0025	
1/4/2011	<0.0025	
7/9/2011	<0.0025	
1/20/2012	<0.0025	
7/11/2012	0.0057	
1/19/2013	<0.0025	
7/18/2013	<0.0025	
1/15/2014	0.0043	
7/11/2014	0.0026	
1/15/2015	<0.0025	
6/19/2015	<0.0025	
1/16/2016	<0.0025	
6/15/2016	0.00068 (J)	
1/12/2017	<0.0025	
7/20/2017	<0.0025	
1/11/2018	<0.0025	
7/12/2018	<0.0025	
1/30/2019	<0.0025	
3/27/2019	<0.0025	
9/11/2019	0.001	
4/1/2020	0.0008 (J)	
9/16/2020	0.00088 (J)	
3/16/2021	0.00093 (J)	
8/18/2021	0.00097 (J)	
2/23/2022		0.0011
8/3/2022		0.0064
2/7/2023		0.00082 (J)
8/2/2023		0.00091 (J)

ND substitution: RL or RL/2 if <15% NDs.

Mann-Whitney (Wilcoxon Rank Sum)

Constituent: Nickel (mg/L) Analysis Run 3/6/2024 12:03 PM View: Appendix I Mann-Whitney

Plant McIntosh Data: McIntosh LF4 CCR

	GWC-17	GWC-17
12/8/2015	0.0036	
12/14/2015	0.0035	
12/28/2015	0.0032	
1/13/2016	0.0029	
1/26/2016	0.0027	
6/15/2016	0.0018 (J)	
1/11/2017	0.002 (J)	
7/19/2017	0.002 (J)	
1/11/2018	0.0019 (J)	
7/11/2018	<0.0025	
1/29/2019	0.0016 (J)	
3/27/2019	0.0018	
9/11/2019	0.0018	
4/1/2020	0.0016	
9/15/2020	0.0016	
3/16/2021	0.0015	
8/19/2021	0.0017	
2/22/2022		0.0017
8/2/2022		0.0019
2/8/2023		0.0017
8/2/2023		0.0018

ND substitution: RL or RL/2 if <15% NDs.

Mann-Whitney (Wilcoxon Rank Sum)

Constituent: Nickel (mg/L) Analysis Run 3/6/2024 12:03 PM View: Appendix I Mann-Whitney

Plant McIntosh Data: McIntosh LF4 CCR

	GWC-18	GWC-18
12/8/2015	<0.0025	
12/14/2015	0.0019 (J)	
12/28/2015	0.0018 (J)	
1/14/2016	0.0017 (J)	
1/26/2016	0.0019 (J)	
6/16/2016	0.0014 (J)	
1/11/2017	<0.0025	
7/25/2017	<0.0025	
1/12/2018	<0.0025	
7/11/2018	<0.0025	
1/30/2019	<0.0025	
3/27/2019	<0.0025	
9/11/2019	0.0012	
4/1/2020	0.00095	
9/15/2020	0.00092 (J)	
3/17/2021	0.0011	
8/19/2021	0.0011	
2/23/2022		0.001
8/2/2022		0.00086 (J)
2/7/2023		0.0011
8/2/2023		0.00075 (J)

ND substitution: RL or RL/2 if <15% NDs.

Mann-Whitney (Wilcoxon Rank Sum)

Constituent: Nickel (mg/L) Analysis Run 3/6/2024 12:03 PM View: Appendix I Mann-Whitney

Plant McIntosh Data: McIntosh LF4 CCR

	GWC-19	GWC-19
12/8/2015	0.0022 (J)	
12/15/2015	0.0019 (J)	
12/28/2015	0.0017 (J)	
1/14/2016	0.0029	
1/26/2016	0.0014 (J)	
6/16/2016	0.0013 (J)	
1/16/2017	0.0018 (J)	
7/25/2017	0.002 (J)	
1/12/2018	0.002 (J)	
7/11/2018	0.0018 (J)	
1/29/2019	0.0017 (J)	
3/27/2019	<0.0025	
9/11/2019	0.0018	
4/1/2020	0.0014	
9/16/2020	0.0012	
3/16/2021	0.0012	
8/19/2021	0.0012	
2/23/2022		0.0011
8/3/2022		0.0051
2/8/2023		0.0012
8/2/2023		0.0012

ND substitution: RL or RL/2 if <15% NDs.

Mann-Whitney (Wilcoxon Rank Sum)

Constituent: Nickel (mg/L) Analysis Run 3/6/2024 12:03 PM View: Appendix I Mann-Whitney

Plant McIntosh Data: McIntosh LF4 CCR

	GWC-20	GWC-20
12/9/2015	0.0042	
12/14/2015	0.0067	
12/29/2015	0.0067	
1/14/2016	0.0039	
1/25/2016	0.0049	
6/16/2016	0.003 (J)	
1/13/2017	<0.0025	
7/25/2017	<0.0025	
1/12/2018	<0.0025	
7/11/2018	<0.0025	
1/29/2019	0.00093 (J)	
3/27/2019	<0.0025	
9/11/2019	0.0014	
4/1/2020	0.001	
9/15/2020	0.0011	
3/16/2021	0.00093 (J)	
8/19/2021	0.00092 (J)	
2/22/2022		0.00092 (J)
8/3/2022		0.001
2/8/2023		0.00083 (J)
8/2/2023		0.0018

ND substitution: RL or RL/2 if <15% NDs.

Mann-Whitney (Wilcoxon Rank Sum)

Constituent: Nickel (mg/L) Analysis Run 3/6/2024 12:03 PM View: Appendix I Mann-Whitney

Plant McIntosh Data: McIntosh LF4 CCR

	GWC-21	GWC-21
12/9/2015	<0.0025	
12/14/2015	<0.0025	
12/29/2015	<0.0025	
1/14/2016	<0.0025	
1/25/2016	<0.0025	
6/16/2016	0.0012 (J)	
1/12/2017	<0.0025	
7/25/2017	<0.0025	
1/11/2018	<0.0025	
7/11/2018	<0.0025	
1/30/2019	<0.0025	
3/27/2019	<0.0025	
9/11/2019	0.00097 (J)	
4/1/2020	0.00067 (J)	
9/15/2020	0.0007 (J)	
3/17/2021	0.00068 (J)	
8/19/2021	0.00067 (J)	
2/23/2022		0.00071 (J)
8/4/2022		0.00065 (J)
2/8/2023		0.00064 (J)
8/3/2023		0.00074 (J)

ND substitution: RL or RL/2 if <15% NDs.

Mann-Whitney (Wilcoxon Rank Sum)

Constituent: Nickel (mg/L) Analysis Run 3/6/2024 12:03 PM View: Appendix I Mann-Whitney

Plant McIntosh Data: McIntosh LF4 CCR

	GWC-23	GWC-23
6/16/2016	0.0009 (J)	
1/17/2017	<0.0025	
7/25/2017	0.002 (J)	
1/12/2018	0.0023 (J)	
7/12/2018	0.0026	
1/30/2019	<0.0025	
3/27/2019	0.0018	
9/11/2019	0.0023	
4/1/2020	0.0013	
9/15/2020	0.0013	
3/17/2021	0.0014	
8/19/2021	0.0013	
2/23/2022		0.0013
8/4/2022		0.0016
2/8/2023		0.0013
8/3/2023		0.0013

ND substitution: RL or RL/2 if <15% NDs.

Mann-Whitney (Wilcoxon Rank Sum)

Constituent: Nickel (mg/L) Analysis Run 3/6/2024 12:03 PM View: Appendix I Mann-Whitney

Plant McIntosh Data: McIntosh LF4 CCR

	GWC-9	GWC-9
8/25/2004	<0.001	
9/11/2004	<0.001	
9/26/2004	<0.001	
10/13/2004	<0.001	
7/11/2005	<0.001	
12/7/2005	<0.001	
6/22/2006	<0.001	
11/28/2006	<0.001	
7/6/2007	<0.001	
12/13/2007	<0.001	
6/20/2008	0.003	
12/7/2008	<0.001	
7/9/2009	<0.001	
12/29/2009	<0.001	
6/22/2010	<0.001	
1/5/2011	<0.001	
7/9/2011	<0.001	
1/21/2012	<0.001	
7/11/2012	0.0033	
1/19/2013	0.0026	
7/18/2013	<0.001	
1/15/2014	<0.001	
7/10/2014	<0.001	
1/16/2015	<0.001	
6/20/2015	<0.001	
1/14/2016	<0.001	
6/15/2016	<0.001	
1/13/2017	<0.001	
7/24/2017	<0.001	
1/12/2018	<0.001	
7/12/2018	<0.001	
1/30/2019	<0.001	
3/27/2019	<0.001	
9/11/2019	0.00065 (J)	
4/1/2020	<0.001	
9/16/2020	0.00075 (J)	
3/17/2021	0.0006 (J)	
8/19/2021	0.00038 (J)	
2/23/2022		0.00076 (J)
8/3/2022		0.0015
2/8/2023		0.00084 (J)
8/2/2023		0.00077 (J)

ND substitution: RL or RL/2 if <15% NDs.

Mann-Whitney (Wilcoxon Rank Sum)

Constituent: Selenium (mg/L) Analysis Run 3/6/2024 12:03 PM View: Appendix I Mann-Whitney

Plant McIntosh Data: McIntosh LF4 CCR

	GWA-13	GWA-13
12/7/2015	<0.005	
12/15/2015	<0.005	
12/29/2015	<0.005	
1/13/2016	<0.005	
1/25/2016	<0.005	
4/20/2016	<0.005	
6/14/2016	<0.005	
8/9/2016	<0.005	
9/27/2016	<0.005	
11/15/2016	<0.005	
1/12/2017	<0.005	
2/28/2017	<0.005	
4/20/2017	<0.005	
7/18/2017	<0.005	
1/10/2018	0.00025 (J)	
7/11/2018	<0.005	
1/29/2019	<0.005	
3/26/2019	<0.005	
9/10/2019	<0.005	
3/31/2020	<0.005	
9/15/2020	<0.005	
3/16/2021	<0.005	
8/18/2021	<0.005	
2/22/2022		<0.005
8/2/2022		<0.005
2/6/2023		<0.005
8/1/2023		<0.005

ND substitution: RL or RL/2 if <15% NDs.

Mann-Whitney (Wilcoxon Rank Sum)

Constituent: Selenium (mg/L) Analysis Run 3/6/2024 12:03 PM View: Appendix I Mann-Whitney

Plant McIntosh Data: McIntosh LF4 CCR

	GWA-15	GWA-15
12/7/2015	<0.005	
12/15/2015	<0.005	
12/28/2015	<0.005	
1/13/2016	<0.005	
1/25/2016	<0.005	
4/21/2016	<0.005	
6/15/2016	<0.005	
8/9/2016	<0.005	
9/27/2016	<0.005	
11/15/2016	<0.005	
1/11/2017	<0.005	
2/28/2017	<0.005	
4/20/2017	<0.005	
7/19/2017	0.00071 (J)	
1/11/2018	<0.005	
7/11/2018	<0.005	
1/29/2019	<0.005	
3/26/2019	<0.005	
9/11/2019	<0.005	
4/1/2020	<0.005	
9/15/2020	<0.005	
3/17/2021	<0.005	
8/19/2021	<0.005	
2/22/2022		<0.005
8/2/2022		<0.005
2/7/2023		<0.005
8/1/2023		<0.005

ND substitution: RL or RL/2 if <15% NDs.

Mann-Whitney (Wilcoxon Rank Sum)

Constituent: Selenium (mg/L) Analysis Run 3/6/2024 12:03 PM View: Appendix I Mann-Whitney

Plant McIntosh Data: McIntosh LF4 CCR

	GWA-16	GWA-16
12/7/2015	<0.005	
12/14/2015	<0.005	
12/28/2015	<0.005	
1/13/2016	<0.005	
1/25/2016	<0.005	
4/20/2016	<0.005	
6/15/2016	<0.005	
8/9/2016	<0.005	
9/27/2016	<0.005	
11/15/2016	<0.005	
1/11/2017	<0.005	
3/1/2017	<0.005	
4/20/2017	<0.005	
7/19/2017	0.00025 (J)	
1/11/2018	<0.005	
7/11/2018	<0.005	
1/29/2019	<0.005	
3/26/2019	<0.005	
9/10/2019	<0.005	
4/1/2020	<0.005	
9/15/2020	<0.005	
3/16/2021	<0.005	
8/17/2021	<0.005	
2/22/2022		<0.005
8/2/2022		<0.005
2/7/2023		<0.005
8/1/2023		<0.005

ND substitution: RL or RL/2 if <15% NDs.

Mann-Whitney (Wilcoxon Rank Sum)

Constituent: Selenium (mg/L) Analysis Run 3/6/2024 12:03 PM View: Appendix I Mann-Whitney

Plant McIntosh Data: McIntosh LF4 CCR

	GWA-2	GWA-2
8/25/2004	<0.005	
9/11/2004	<0.005	
9/26/2004	<0.005	
10/13/2004	<0.005	
7/11/2005	<0.005	
12/7/2005	<0.005	
6/22/2006	<0.005	
11/28/2006	<0.005	
7/6/2007	<0.005	
12/13/2007	<0.005	
6/20/2008	<0.005	
12/7/2008	<0.005	
7/9/2009	<0.005	
12/28/2009	<0.005	
6/22/2010	<0.005	
1/4/2011	<0.005	
7/9/2011	<0.005	
1/21/2012	<0.005	
7/11/2012	<0.005	
1/20/2013	<0.005	
7/19/2013	<0.005	
1/15/2014	<0.005	
7/11/2014	<0.005	
1/16/2015	<0.005	
6/20/2015	<0.005	
1/16/2016	<0.005	
4/19/2016	<0.005	
6/14/2016	<0.005	
8/9/2016	<0.005	
9/26/2016	<0.005	
11/15/2016	<0.005	
1/10/2017	<0.005	
2/28/2017	<0.005	
4/19/2017	0.00065 (J)	
7/17/2017	0.00047 (J)	
1/10/2018	0.00052 (J)	
7/11/2018	<0.005	
1/29/2019	<0.005	
3/27/2019	<0.005	
9/11/2019	<0.005	
4/1/2020	<0.005	
9/15/2020	<0.005	
3/16/2021	<0.005	
8/17/2021	<0.005	
2/22/2022		<0.005
8/2/2022		<0.005
2/7/2023		<0.005
8/1/2023		<0.005

ND substitution: RL or RL/2 if <15% NDs.

Mann-Whitney (Wilcoxon Rank Sum)

Constituent: Selenium (mg/L) Analysis Run 3/6/2024 12:03 PM View: Appendix I Mann-Whitney

Plant McIntosh Data: McIntosh LF4 CCR

	GWA-3	GWA-3
8/25/2004	<0.005	
9/11/2004	<0.005	
9/26/2004	<0.005	
10/13/2004	<0.005	
7/11/2005	<0.005	
12/7/2005	<0.005	
6/22/2006	<0.005	
11/28/2006	<0.005	
7/6/2007	<0.005	
12/13/2007	<0.005	
6/20/2008	<0.005	
12/7/2008	<0.005	
7/9/2009	<0.005	
12/28/2009	<0.005	
6/22/2010	<0.005	
1/5/2011	<0.005	
7/9/2011	<0.005	
1/20/2012	<0.005	
7/11/2012	<0.005	
1/19/2013	<0.005	
7/18/2013	<0.005	
1/15/2014	<0.005	
7/11/2014	<0.005	
1/15/2015	<0.005	
6/19/2015	<0.005	
1/16/2016	<0.005	
4/19/2016	<0.005	
6/14/2016	<0.005	
8/9/2016	<0.005	
9/27/2016	0.00045 (J)	
11/14/2016	<0.005	
1/10/2017	<0.005	
2/28/2017	0.0027	
4/19/2017	0.002	
7/18/2017	0.0017	
1/10/2018	0.00079 (J)	
7/11/2018	<0.005	
1/29/2019	<0.005	
3/27/2019	<0.005	
9/11/2019	<0.005	
4/1/2020	<0.005	
9/15/2020	<0.005	
3/16/2021	<0.005	
8/17/2021	<0.005	
2/22/2022		<0.005
8/2/2022		<0.005
2/7/2023		<0.005
8/2/2023		<0.005

ND substitution: RL or RL/2 if <15% NDs.

Mann-Whitney (Wilcoxon Rank Sum)

Constituent: Selenium (mg/L) Analysis Run 3/6/2024 12:03 PM View: Appendix I Mann-Whitney

Plant McIntosh Data: McIntosh LF4 CCR

	GWA-4A	GWA-4A
8/25/2004	<0.005	
9/11/2004	<0.005	
9/26/2004	<0.005	
10/13/2004	<0.005	
7/11/2005	<0.005	
12/7/2005	<0.005	
6/22/2006	<0.005	
11/28/2006	<0.005	
7/6/2007	<0.005	
12/13/2007	<0.005	
6/20/2008	<0.005	
12/7/2008	<0.005	
7/9/2009	<0.005	
12/30/2009	<0.005	
6/22/2010	<0.005	
1/4/2011	<0.005	
7/10/2011	<0.005	
1/21/2012	<0.005	
7/11/2012	<0.005	
1/20/2013	<0.005	
7/19/2013	<0.005	
1/16/2014	<0.005	
7/10/2014	<0.005	
1/16/2015	<0.005	
6/20/2015	<0.005	
1/14/2016	<0.005	
4/20/2016	<0.005	
6/14/2016	<0.005	
8/11/2016	<0.005	
9/27/2016	<0.005	
11/14/2016	<0.005	
1/10/2017	<0.005	
2/28/2017	0.0024	
4/20/2017	<0.005	
7/18/2017	0.00026 (J)	
1/10/2018	0.00069 (J)	
7/11/2018	<0.005	
1/29/2019	<0.005	
3/26/2019	<0.005	
9/10/2019	<0.005	
3/31/2020	<0.005	
9/16/2020	<0.005	
3/17/2021	<0.005	
8/19/2021	<0.005	
2/23/2022		<0.005
8/3/2022		<0.005
2/7/2023		<0.005
8/1/2023		<0.005

ND substitution: RL or RL/2 if <15% NDs.

Mann-Whitney (Wilcoxon Rank Sum)

Constituent: Selenium (mg/L) Analysis Run 3/6/2024 12:03 PM View: Appendix I Mann-Whitney

Plant McIntosh Data: McIntosh LF4 CCR

	GWA-5	GWA-5
8/25/2004	<0.005	
9/11/2004	<0.005	
9/26/2004	<0.005	
10/13/2004	<0.005	
7/11/2005	<0.005	
12/7/2005	<0.005	
6/22/2006	<0.005	
11/28/2006	<0.005	
7/6/2007	<0.005	
12/13/2007	<0.005	
6/20/2008	<0.005	
12/7/2008	<0.005	
7/9/2009	<0.005	
12/29/2009	<0.005	
6/22/2010	<0.005	
1/4/2011	<0.005	
7/9/2011	<0.005	
1/21/2012	<0.005	
7/11/2012	<0.005	
1/19/2013	<0.005	
7/18/2013	<0.005	
1/15/2014	<0.005	
7/10/2014	<0.005	
1/15/2015	<0.005	
6/19/2015	<0.005	
1/14/2016	<0.005	
4/20/2016	<0.005	
6/14/2016	<0.005	
8/9/2016	<0.005	
9/27/2016	<0.005	
11/15/2016	<0.005	
1/11/2017	<0.005	
1/19/2017	0.0006 (J)	
1/24/2017	0.025 (o)	
2/28/2017	<0.005	
4/20/2017	<0.005	
7/18/2017	<0.005	
1/10/2018	<0.005	
7/11/2018	<0.005	
1/29/2019	<0.005	
3/26/2019	<0.005	
9/10/2019	<0.005	
3/31/2020	<0.005	
9/15/2020	<0.005	
3/17/2021	<0.005	
8/19/2021	<0.005	
2/22/2022		<0.005
8/2/2022		<0.005
2/7/2023		<0.005
8/1/2023		<0.005

ND substitution: RL or RL/2 if <15% NDs.

Mann-Whitney (Wilcoxon Rank Sum)

Constituent: Selenium (mg/L) Analysis Run 3/6/2024 12:03 PM View: Appendix I Mann-Whitney

Plant McIntosh Data: McIntosh LF4 CCR

	GWC-1	GWC-1
8/25/2004	<0.005	
9/11/2004	<0.005	
9/26/2004	<0.005	
7/11/2005	<0.005	
12/7/2005	<0.005	
6/22/2006	<0.005	
11/28/2006	<0.005	
7/6/2007	<0.005	
12/13/2007	<0.005	
6/20/2008	<0.005	
12/7/2008	<0.005	
7/9/2009	<0.005	
12/28/2009	<0.005	
6/22/2010	<0.005	
1/4/2011	<0.005	
7/9/2011	<0.005	
1/21/2012	<0.005	
7/11/2012	<0.005	
1/20/2013	<0.005	
7/19/2013	<0.005	
1/15/2014	<0.005	
7/11/2014	<0.005	
1/16/2015	<0.005	
6/20/2015	<0.005	
1/16/2016	<0.005	
4/20/2016	<0.005	
6/15/2016	<0.005	
8/10/2016	<0.005	
9/27/2016	<0.005	
11/15/2016	<0.005	
1/12/2017	0.00035 (J)	
1/23/2017	<0.005	
3/1/2017	<0.005	
4/20/2017	<0.005	
7/19/2017	0.00026 (J)	
1/11/2018	<0.005	
7/12/2018	<0.005	
1/30/2019	<0.005	
3/27/2019	<0.005	
9/11/2019	<0.005	
4/1/2020	<0.005	
9/15/2020	<0.005	
3/16/2021	<0.005	
8/18/2021	<0.005	
2/23/2022		<0.005
8/3/2022		<0.005
2/7/2023		<0.005
8/2/2023		<0.005

ND substitution: RL or RL/2 if <15% NDs.

Mann-Whitney (Wilcoxon Rank Sum)

Constituent: Selenium (mg/L) Analysis Run 3/6/2024 12:03 PM View: Appendix I Mann-Whitney

Plant McIntosh Data: McIntosh LF4 CCR

	GWC-10	GWC-10
8/25/2004	<0.005	
9/11/2004	<0.005	
9/26/2004	<0.005	
10/13/2004	<0.005	
7/11/2005	<0.005	
12/7/2005	<0.005	
6/22/2006	<0.005	
11/28/2006	<0.005	
7/6/2007	<0.005	
12/13/2007	<0.005	
6/20/2008	<0.005	
12/7/2008	<0.005	
7/10/2009	<0.005	
12/29/2009	<0.005	
6/22/2010	<0.005	
1/4/2011	<0.005	
7/10/2011	<0.005	
1/21/2012	<0.005	
7/11/2012	<0.005	
1/20/2013	<0.005	
7/19/2013	<0.005	
1/16/2014	<0.005	
7/10/2014	<0.005	
1/16/2015	<0.005	
6/20/2015	<0.005	
1/16/2016	<0.005	
4/21/2016	<0.005	
6/16/2016	<0.005	
8/10/2016	0.00026 (J)	
9/27/2016	0.00024 (J)	
11/15/2016	<0.005	
1/12/2017	<0.005	
3/1/2017	<0.005	
4/24/2017	<0.005	
7/24/2017	<0.005	
1/11/2018	<0.005	
7/12/2018	<0.005	
1/30/2019	<0.005	
3/27/2019	<0.005	
9/11/2019	<0.005	
4/1/2020	<0.005	
9/15/2020	<0.005	
3/16/2021	<0.005	
8/18/2021	<0.005	
2/23/2022		<0.005
8/3/2022		<0.005
2/8/2023		<0.005
8/2/2023		<0.005

ND substitution: RL or RL/2 if <15% NDs.

Mann-Whitney (Wilcoxon Rank Sum)

Constituent: Selenium (mg/L) Analysis Run 3/6/2024 12:03 PM View: Appendix I Mann-Whitney

Plant McIntosh Data: McIntosh LF4 CCR

	GWC-11	GWC-11
8/25/2004	<0.005	
9/11/2004	<0.005	
9/26/2004	<0.005	
10/13/2004	<0.005	
7/11/2005	<0.005	
12/7/2005	<0.005	
6/22/2006	<0.005	
11/28/2006	<0.005	
7/6/2007	<0.005	
12/13/2007	<0.005	
6/20/2008	<0.005	
12/7/2008	<0.005	
7/10/2009	<0.005	
12/29/2009	<0.005	
6/22/2010	<0.005	
1/5/2011	<0.005	
7/9/2011	<0.005	
1/21/2012	<0.005	
7/11/2012	<0.005	
1/19/2013	<0.005	
7/19/2013	<0.005	
1/15/2014	<0.005	
7/11/2014	<0.005	
1/16/2015	<0.005	
6/20/2015	<0.005	
1/14/2016	<0.005	
4/20/2016	<0.005	
6/15/2016	0.00052 (J)	
8/10/2016	0.00053 (J)	
9/27/2016	0.00047 (J)	
11/15/2016	<0.005	
1/12/2017	0.00025 (J)	
3/1/2017	<0.005	
4/24/2017	<0.005	
7/24/2017	0.00032 (J)	
1/11/2018	<0.005	
7/12/2018	0.00025 (J)	
1/30/2019	<0.005	
3/27/2019	<0.005	
9/11/2019	<0.005	
4/2/2020	<0.005	
9/15/2020	<0.005	
3/17/2021	<0.005	
8/18/2021	<0.005	
2/23/2022		<0.005
8/2/2022		<0.005
2/8/2023		<0.005
8/2/2023		<0.005

ND substitution: RL or RL/2 if <15% NDs.

Mann-Whitney (Wilcoxon Rank Sum)

Constituent: Selenium (mg/L) Analysis Run 3/6/2024 12:03 PM View: Appendix I Mann-Whitney

Plant McIntosh Data: McIntosh LF4 CCR

	GWC-18	GWC-18
12/8/2015	<0.005	
12/14/2015	<0.005	
12/28/2015	<0.005	
1/14/2016	<0.005	
1/26/2016	<0.005	
4/19/2016	<0.005	
6/16/2016	<0.005	
8/11/2016	<0.005	
9/28/2016	<0.005	
11/16/2016	<0.005	
1/11/2017	<0.005	
3/1/2017	<0.005	
4/25/2017	<0.005	
7/25/2017	<0.005	
1/12/2018	<0.005	
7/11/2018	0.00044 (J)	
1/30/2019	<0.005	
3/27/2019	<0.005	
9/11/2019	<0.005	
4/1/2020	<0.005	
9/15/2020	<0.005	
3/17/2021	<0.005	
8/19/2021	<0.005	
2/23/2022		<0.005
8/2/2022		<0.005
2/7/2023		<0.005
8/2/2023		<0.005

ND substitution: RL or RL/2 if <15% NDs.

Mann-Whitney (Wilcoxon Rank Sum)

Constituent: Selenium (mg/L) Analysis Run 3/6/2024 12:03 PM View: Appendix I Mann-Whitney

Plant McIntosh Data: McIntosh LF4 CCR

	GWC-19	GWC-19
12/8/2015	<0.005	
12/15/2015	<0.005	
12/28/2015	<0.005	
1/14/2016	<0.005	
1/26/2016	<0.005	
4/19/2016	<0.005	
6/16/2016	<0.005	
8/10/2016	<0.005	
9/28/2016	<0.005	
11/15/2016	<0.005	
1/16/2017	<0.005	
3/1/2017	<0.005	
4/25/2017	0.00052 (J)	
7/25/2017	<0.005	
1/12/2018	<0.005	
7/11/2018	<0.005	
1/29/2019	<0.005	
3/27/2019	<0.005	
9/11/2019	<0.005	
4/1/2020	<0.005	
9/16/2020	<0.005	
3/16/2021	<0.005	
8/19/2021	<0.005	
2/23/2022		<0.005
8/3/2022		<0.005
2/8/2023		<0.005
8/2/2023		<0.005

ND substitution: RL or RL/2 if <15% NDs.

Mann-Whitney (Wilcoxon Rank Sum)

Constituent: Selenium (mg/L) Analysis Run 3/6/2024 12:03 PM View: Appendix I Mann-Whitney

Plant McIntosh Data: McIntosh LF4 CCR

	GWC-20	GWC-20
12/9/2015	<0.005	
12/14/2015	<0.005	
12/29/2015	<0.005	
1/14/2016	<0.005	
1/25/2016	<0.005	
4/21/2016	<0.005	
6/16/2016	<0.005	
8/10/2016	<0.005	
9/27/2016	<0.005	
11/15/2016	<0.005	
1/13/2017	<0.005	
3/1/2017	<0.005	
4/25/2017	0.0021	
7/25/2017	<0.005	
1/12/2018	<0.005	
7/11/2018	<0.005	
1/29/2019	<0.005	
3/27/2019	<0.005	
9/11/2019	<0.005	
4/1/2020	<0.005	
9/15/2020	<0.005	
3/16/2021	<0.005	
8/19/2021	<0.005	
2/22/2022		<0.005
8/3/2022		<0.005
2/8/2023		<0.005
8/2/2023		<0.005

ND substitution: RL or RL/2 if <15% NDs.

Mann-Whitney (Wilcoxon Rank Sum)

Constituent: Selenium (mg/L) Analysis Run 3/6/2024 12:03 PM View: Appendix I Mann-Whitney

Plant McIntosh Data: McIntosh LF4 CCR

	GWC-21	GWC-21
12/9/2015	<0.005	
12/14/2015	<0.005	
12/29/2015	<0.005	
1/14/2016	<0.005	
1/25/2016	<0.005	
4/21/2016	<0.005	
6/16/2016	<0.005	
8/10/2016	<0.005	
9/27/2016	0.00043 (J)	
11/15/2016	<0.005	
1/12/2017	<0.005	
3/1/2017	<0.005	
4/24/2017	<0.005	
7/25/2017	<0.005	
1/11/2018	<0.005	
7/11/2018	<0.005	
1/30/2019	<0.005	
3/27/2019	<0.005	
9/11/2019	<0.005	
4/1/2020	<0.005	
9/15/2020	<0.005	
3/17/2021	<0.005	
8/19/2021	<0.005	
2/23/2022		<0.005
8/4/2022		<0.005
2/8/2023		<0.005
8/3/2023		<0.005

ND substitution: RL or RL/2 if <15% NDs.

Mann-Whitney (Wilcoxon Rank Sum)

Constituent: Selenium (mg/L) Analysis Run 3/6/2024 12:03 PM View: Appendix I Mann-Whitney

Plant McIntosh Data: McIntosh LF4 CCR

	GWC-9	GWC-9
8/25/2004	<0.005	
9/11/2004	<0.005	
9/26/2004	<0.005	
10/13/2004	<0.005	
7/11/2005	0.0058	
12/7/2005	<0.005	
6/22/2006	<0.005	
11/28/2006	<0.005	
7/6/2007	<0.005	
12/13/2007	<0.005	
6/20/2008	<0.005	
12/7/2008	<0.005	
7/9/2009	<0.005	
12/29/2009	<0.005	
6/22/2010	<0.005	
1/5/2011	<0.005	
7/9/2011	<0.005	
1/21/2012	<0.005	
7/11/2012	<0.005	
1/19/2013	<0.005	
7/18/2013	<0.005	
1/15/2014	<0.005	
7/10/2014	<0.005	
1/16/2015	<0.005	
6/20/2015	<0.005	
1/14/2016	<0.005	
4/19/2016	<0.005	
6/15/2016	<0.005	
8/10/2016	<0.005	
9/27/2016	<0.005	
11/15/2016	<0.005	
1/13/2017	<0.005	
3/1/2017	<0.005	
4/24/2017	<0.005	
7/24/2017	<0.005	
1/12/2018	<0.005	
7/12/2018	<0.005	
1/30/2019	<0.005	
3/27/2019	<0.005	
9/11/2019	<0.005	
4/1/2020	<0.005	
9/16/2020	<0.005	
3/17/2021	<0.005	
8/19/2021	<0.005	
2/23/2022		<0.005
8/3/2022		<0.005
2/8/2023		<0.005
8/2/2023		<0.005

ND substitution: RL or RL/2 if <15% NDs.

Mann-Whitney (Wilcoxon Rank Sum)

Constituent: Silver (mg/L) Analysis Run 3/6/2024 12:03 PM View: Appendix I Mann-Whitney

Plant McIntosh Data: McIntosh LF4 CCR

	GWC-11	GWC-11
8/25/2004	<0.001	
9/11/2004	<0.001	
9/26/2004	<0.001	
10/13/2004	<0.001	
7/11/2005	<0.001	
12/7/2005	<0.001	
6/22/2006	<0.001	
11/28/2006	<0.001	
7/6/2007	<0.001	
12/13/2007	<0.001	
6/20/2008	<0.001	
12/7/2008	<0.001	
7/10/2009	<0.001	
12/29/2009	<0.001	
6/22/2010	<0.001	
1/5/2011	<0.001	
7/9/2011	<0.001	
1/21/2012	<0.001	
7/11/2012	<0.001	
1/19/2013	<0.001	
7/19/2013	<0.001	
1/15/2014	<0.001	
7/11/2014	0.00061 (J)	
1/16/2015	<0.001	
6/20/2015	<0.001	
1/14/2016	<0.001	
6/15/2016	<0.001	
1/12/2017	<0.001	
7/24/2017	<0.001	
1/11/2018	<0.001	
7/12/2018	<0.001	
1/30/2019	<0.001	
3/27/2019	<0.001	
9/11/2019	<0.001	
4/2/2020	<0.001	
9/15/2020	<0.001	
3/17/2021	<0.001	
8/18/2021	<0.001	
2/23/2022		<0.001
8/2/2022		<0.001
2/8/2023		<0.001
8/2/2023		<0.001

ND substitution: RL or RL/2 if <15% NDs.

Mann-Whitney (Wilcoxon Rank Sum)

Constituent: Thallium (mg/L) Analysis Run 3/6/2024 12:03 PM View: Appendix I Mann-Whitney

Plant McIntosh Data: McIntosh LF4 CCR

	GWA-13	GWA-13
12/7/2015	<0.001	
12/15/2015	<0.001	
12/29/2015	0.0001 (J)	
1/13/2016	6E-05 (J)	
1/25/2016	<0.001	
4/20/2016	<0.001	
6/14/2016	<0.001	
8/9/2016	<0.001	
9/27/2016	<0.001	
11/15/2016	<0.001	
1/12/2017	<0.001	
2/28/2017	<0.001	
4/20/2017	<0.001	
7/18/2017	<0.001	
1/10/2018	<0.001	
7/11/2018	<0.001	
1/29/2019	<0.001	
3/26/2019	<0.001	
9/10/2019	0.00057 (J)	
3/31/2020	<0.001	
9/15/2020	<0.001	
3/16/2021	<0.001	
8/18/2021	0.00016 (J)	
2/22/2022		<0.001
8/2/2022		<0.001
2/6/2023		<0.001
8/1/2023		<0.001

ND substitution: RL or RL/2 if <15% NDs.

Mann-Whitney (Wilcoxon Rank Sum)

Constituent: Thallium (mg/L) Analysis Run 3/6/2024 12:03 PM View: Appendix I Mann-Whitney

Plant McIntosh Data: McIntosh LF4 CCR

	GWA-14	GWA-14
12/7/2015	<0.001	
12/15/2015	<0.001	
12/29/2015	<0.001	
1/13/2016	7.9E-05 (J)	
1/25/2016	<0.001	
4/20/2016	<0.001	
6/14/2016	<0.001	
8/9/2016	<0.001	
9/27/2016	<0.001	
11/15/2016	<0.001	
1/11/2017	<0.001	
2/28/2017	<0.001	
4/20/2017	<0.001	
7/19/2017	<0.001	
1/11/2018	<0.001	
7/11/2018	<0.001	
1/29/2019	<0.001	
3/26/2019	<0.001	
9/10/2019	0.00021 (J)	
4/1/2020	0.00018 (J)	
9/15/2020	<0.001	
3/16/2021	<0.001	
8/17/2021	0.0006 (J)	
2/22/2022		<0.001
8/2/2022		<0.001
2/7/2023		<0.001
8/2/2023		<0.001

ND substitution: RL or RL/2 if <15% NDs.

Mann-Whitney (Wilcoxon Rank Sum)

Constituent: Thallium (mg/L) Analysis Run 3/6/2024 12:03 PM View: Appendix I Mann-Whitney

Plant McIntosh Data: McIntosh LF4 CCR

	GWA-16	GWA-16
12/7/2015	<0.001	
12/14/2015	<0.001	
12/28/2015	<0.001	
1/13/2016	<0.001	
1/25/2016	<0.001	
4/20/2016	<0.001	
6/15/2016	<0.001	
8/9/2016	<0.001	
9/27/2016	<0.001	
11/15/2016	<0.001	
1/11/2017	<0.001	
3/1/2017	<0.001	
4/20/2017	<0.001	
7/19/2017	<0.001	
1/11/2018	<0.001	
7/11/2018	<0.001	
1/29/2019	<0.001	
3/26/2019	<0.001	
9/10/2019	0.0002 (J)	
4/1/2020	<0.001	
9/15/2020	<0.001	
3/16/2021	<0.001	
8/17/2021	0.00025 (J)	
2/22/2022		<0.001
8/2/2022		<0.001
2/7/2023		<0.001
8/1/2023		<0.001

ND substitution: RL or RL/2 if <15% NDs.

Mann-Whitney (Wilcoxon Rank Sum)

Constituent: Thallium (mg/L) Analysis Run 3/6/2024 12:03 PM View: Appendix I Mann-Whitney

Plant McIntosh Data: McIntosh LF4 CCR

	GWA-2	GWA-2
8/25/2004	<0.001	
9/11/2004	<0.001	
9/26/2004	<0.001	
10/13/2004	<0.001	
7/11/2005	<0.001	
12/7/2005	<0.001	
6/22/2006	<0.001	
11/28/2006	<0.001	
7/6/2007	<0.001	
12/13/2007	<0.001	
6/20/2008	<0.001	
12/7/2008	<0.001	
7/9/2009	<0.001	
12/28/2009	<0.001	
6/22/2010	<0.001	
1/4/2011	<0.001	
7/9/2011	<0.001	
1/21/2012	<0.001	
7/11/2012	<0.001	
1/20/2013	<0.001	
7/19/2013	<0.001	
1/15/2014	<0.001	
6/20/2015	<0.001	
1/16/2016	<0.001	
4/19/2016	<0.001	
6/14/2016	<0.001	
8/9/2016	<0.001	
9/26/2016	<0.001	
11/15/2016	<0.001	
1/10/2017	<0.001	
2/28/2017	<0.001	
4/19/2017	<0.001	
7/17/2017	<0.001	
1/10/2018	<0.001	
7/11/2018	<0.001	
1/29/2019	<0.001	
3/27/2019	<0.001	
9/11/2019	<0.001	
4/1/2020	0.00017 (J)	
9/15/2020	0.00029 (J)	
3/16/2021	<0.001	
8/17/2021	0.00062 (J)	
2/22/2022		<0.001
8/2/2022		<0.001
2/7/2023		<0.001
8/1/2023		<0.001

ND substitution: RL or RL/2 if <15% NDs.

Mann-Whitney (Wilcoxon Rank Sum)

Constituent: Thallium (mg/L) Analysis Run 3/6/2024 12:03 PM View: Appendix I Mann-Whitney

Plant McIntosh Data: McIntosh LF4 CCR

	GWA-3	GWA-3
8/25/2004	<0.001	
9/11/2004	<0.001	
9/26/2004	<0.001	
10/13/2004	<0.001	
7/11/2005	<0.001	
12/7/2005	<0.001	
6/22/2006	<0.001	
11/28/2006	<0.001	
7/6/2007	<0.001	
12/13/2007	<0.001	
6/20/2008	<0.001	
12/7/2008	<0.001	
7/9/2009	<0.001	
12/28/2009	<0.001	
6/22/2010	<0.001	
1/4/2011	<0.001	
7/9/2011	<0.001	
1/20/2012	<0.001	
7/11/2012	<0.001	
1/19/2013	<0.001	
7/18/2013	<0.001	
1/15/2014	<0.001	
6/19/2015	<0.001	
1/16/2016	<0.001	
4/19/2016	<0.001	
6/14/2016	<0.001	
8/9/2016	<0.001	
9/27/2016	<0.001	
11/14/2016	<0.001	
1/10/2017	<0.001	
2/28/2017	<0.001	
4/19/2017	<0.001	
7/18/2017	<0.001	
1/10/2018	<0.001	
7/11/2018	<0.001	
1/29/2019	<0.001	
3/27/2019	<0.001	
9/11/2019	<0.001	
4/1/2020	<0.001	
9/15/2020	0.00017 (J)	
3/16/2021	<0.001	
8/17/2021	0.00015 (J)	
2/22/2022		<0.001
8/2/2022		<0.001
2/7/2023		<0.001
8/2/2023		<0.001

ND substitution: RL or RL/2 if <15% NDs.

Mann-Whitney (Wilcoxon Rank Sum)

Constituent: Thallium (mg/L) Analysis Run 3/6/2024 12:03 PM View: Appendix I Mann-Whitney

Plant McIntosh Data: McIntosh LF4 CCR

	GWA-4A	GWA-4A
8/25/2004	<0.001	
9/11/2004	<0.001	
9/26/2004	<0.001	
10/13/2004	<0.001	
7/11/2005	<0.001	
12/7/2005	<0.001	
6/22/2006	<0.001	
11/28/2006	<0.001	
7/6/2007	<0.001	
12/13/2007	<0.001	
6/20/2008	<0.001	
12/7/2008	<0.001	
7/9/2009	<0.001	
12/30/2009	<0.001	
6/22/2010	<0.001	
1/4/2011	<0.001	
7/9/2011	<0.001	
1/21/2012	<0.001	
7/11/2012	<0.001	
1/20/2013	<0.001	
7/19/2013	<0.001	
1/16/2014	<0.001	
6/20/2015	<0.001	
1/14/2016	<0.001	
4/20/2016	<0.001	
6/14/2016	3.6E-05 (J)	
8/11/2016	<0.001	
9/27/2016	<0.001	
11/14/2016	<0.001	
1/10/2017	<0.001	
2/28/2017	<0.001	
4/20/2017	<0.001	
7/18/2017	<0.001	
1/10/2018	<0.001	
7/11/2018	<0.001	
1/29/2019	<0.001	
3/26/2019	<0.001	
9/10/2019	0.00033 (J)	
3/31/2020	<0.001	
9/16/2020	<0.001	
3/17/2021	<0.001	
8/19/2021	<0.001	
2/23/2022		<0.001
8/3/2022		<0.001
2/7/2023		<0.001
8/1/2023		<0.001

ND substitution: RL or RL/2 if <15% NDs.

Mann-Whitney (Wilcoxon Rank Sum)

Constituent: Thallium (mg/L) Analysis Run 3/6/2024 12:03 PM View: Appendix I Mann-Whitney

Plant McIntosh Data: McIntosh LF4 CCR

	GWA-5	GWA-5
8/25/2004	<0.001	
9/11/2004	<0.001	
9/26/2004	<0.001	
10/13/2004	<0.001	
7/11/2005	<0.001	
12/7/2005	<0.001	
6/22/2006	<0.001	
11/28/2006	<0.001	
7/6/2007	<0.001	
12/13/2007	<0.001	
6/20/2008	<0.001	
12/7/2008	<0.001	
7/9/2009	<0.001	
12/29/2009	<0.001	
6/22/2010	<0.001	
1/4/2011	<0.001	
7/9/2011	<0.001	
1/21/2012	<0.001	
7/11/2012	<0.001	
1/19/2013	<0.001	
7/18/2013	<0.001	
1/15/2014	<0.001	
6/19/2015	<0.001	
1/14/2016	<0.001	
4/20/2016	<0.001	
6/14/2016	<0.001	
8/9/2016	<0.001	
9/27/2016	<0.001	
11/15/2016	<0.001	
1/11/2017	<0.001	
1/19/2017	<0.001	
1/24/2017	0.00072	
2/28/2017	<0.001	
4/20/2017	<0.001	
7/18/2017	<0.001	
1/10/2018	<0.001	
7/11/2018	<0.001	
1/29/2019	<0.001	
3/26/2019	<0.001	
9/10/2019	<0.001	
3/31/2020	<0.001	
9/15/2020	<0.001	
3/17/2021	<0.001	
8/19/2021	<0.001	
2/22/2022		<0.001
8/2/2022		<0.001
2/7/2023		<0.001
8/1/2023		<0.001

ND substitution: RL or RL/2 if <15% NDs.

Mann-Whitney (Wilcoxon Rank Sum)

Constituent: Thallium (mg/L) Analysis Run 3/6/2024 12:03 PM View: Appendix I Mann-Whitney

Plant McIntosh Data: McIntosh LF4 CCR

	GWC-10	GWC-10
8/25/2004	<0.001	
9/11/2004	<0.001	
9/26/2004	<0.001	
10/13/2004	<0.001	
7/11/2005	<0.001	
12/7/2005	<0.001	
6/22/2006	<0.001	
11/28/2006	<0.001	
7/6/2007	<0.001	
12/13/2007	<0.001	
6/20/2008	<0.001	
12/7/2008	<0.001	
7/10/2009	<0.001	
12/29/2009	<0.001	
6/22/2010	<0.001	
1/4/2011	<0.001	
7/9/2011	<0.001	
1/21/2012	<0.001	
7/11/2012	<0.001	
1/20/2013	<0.001	
7/18/2013	<0.001	
1/16/2014	<0.001	
6/20/2015	<0.001	
1/16/2016	<0.001	
4/21/2016	<0.001	
6/16/2016	<0.001	
8/10/2016	<0.001	
9/27/2016	<0.001	
11/15/2016	<0.001	
1/12/2017	<0.001	
3/1/2017	<0.001	
4/24/2017	<0.001	
7/24/2017	<0.001	
1/11/2018	<0.001	
7/12/2018	<0.001	
1/30/2019	<0.001	
3/27/2019	<0.001	
9/11/2019	0.0002 (J)	
4/1/2020	0.00031 (J)	
9/15/2020	<0.001	
3/16/2021	0.00037 (J)	
8/18/2021	<0.001	
2/23/2022		<0.001
8/3/2022		<0.001
2/8/2023		<0.001
8/2/2023		<0.001

ND substitution: RL or RL/2 if <15% NDs.

Mann-Whitney (Wilcoxon Rank Sum)

Constituent: Thallium (mg/L) Analysis Run 3/6/2024 12:03 PM View: Appendix I Mann-Whitney

Plant McIntosh Data: McIntosh LF4 CCR

	GWC-11	GWC-11
8/25/2004	<0.001	
9/11/2004	<0.001	
9/26/2004	<0.001	
10/13/2004	<0.001	
7/11/2005	<0.001	
12/7/2005	<0.001	
6/22/2006	<0.001	
11/28/2006	<0.001	
7/6/2007	<0.001	
12/13/2007	<0.001	
6/20/2008	<0.001	
12/7/2008	<0.001	
7/10/2009	<0.001	
12/29/2009	<0.001	
6/22/2010	<0.001	
1/5/2011	<0.001	
7/9/2011	<0.001	
1/21/2012	<0.001	
7/11/2012	<0.001	
1/19/2013	<0.001	
7/19/2013	<0.001	
1/15/2014	<0.001	
6/20/2015	<0.001	
1/14/2016	6.1E-05 (J)	
4/20/2016	<0.001	
6/15/2016	<0.001	
8/10/2016	<0.001	
9/27/2016	<0.001	
11/15/2016	<0.001	
1/12/2017	<0.001	
3/1/2017	<0.001	
4/24/2017	<0.001	
7/24/2017	<0.001	
1/11/2018	<0.001	
7/12/2018	<0.001	
1/30/2019	<0.001	
3/27/2019	<0.001	
9/11/2019	<0.001	
4/2/2020	0.00028 (J)	
9/15/2020	<0.001	
3/17/2021	0.00047 (J)	
8/18/2021	<0.001	
2/23/2022		<0.001
8/2/2022		<0.001
2/8/2023		<0.001
8/2/2023		<0.001

ND substitution: RL or RL/2 if <15% NDs.

Mann-Whitney (Wilcoxon Rank Sum)

Constituent: Thallium (mg/L) Analysis Run 3/6/2024 12:03 PM View: Appendix I Mann-Whitney

Plant McIntosh Data: McIntosh LF4 CCR

	GWC-12	GWC-12
8/25/2004	<0.001	
9/11/2004	<0.001	
9/26/2004	<0.001	
10/13/2004	<0.001	
7/11/2005	<0.001	
12/7/2005	<0.001	
6/22/2006	<0.001	
11/28/2006	<0.001	
7/6/2007	<0.001	
12/13/2007	<0.001	
6/20/2008	<0.001	
12/7/2008	<0.001	
7/10/2009	<0.001	
12/28/2009	<0.001	
6/22/2010	<0.001	
1/4/2011	<0.001	
7/9/2011	<0.001	
1/20/2012	<0.001	
7/11/2012	<0.001	
1/19/2013	<0.001	
7/18/2013	<0.001	
1/15/2014	<0.001	
6/19/2015	<0.001	
1/16/2016	<0.001	
4/20/2016	<0.001	
6/15/2016	<0.001	
8/10/2016	<0.001	
9/27/2016	<0.001	
11/15/2016	<0.001	
1/12/2017	<0.001	
3/1/2017	<0.001	
4/20/2017	<0.001	
7/20/2017	<0.001	
1/11/2018	<0.001	
7/12/2018	<0.001	
1/30/2019	<0.001	
3/27/2019	<0.001	
9/11/2019	0.00017 (J)	
4/1/2020	<0.001	
9/16/2020	<0.001	
3/16/2021	0.00022 (J)	
8/18/2021	<0.001	
2/23/2022		<0.001
8/3/2022		<0.001
2/7/2023		<0.001
8/2/2023		<0.001

ND substitution: RL or RL/2 if <15% NDs.

Mann-Whitney (Wilcoxon Rank Sum)

Constituent: Thallium (mg/L) Analysis Run 3/6/2024 12:03 PM View: Appendix I Mann-Whitney

Plant McIntosh Data: McIntosh LF4 CCR

	GWC-17	GWC-17
12/8/2015	0.0001 (J)	
12/14/2015	9E-05 (J)	
12/28/2015	9E-05 (J)	
1/13/2016	0.0001 (J)	
1/26/2016	9.5E-05 (J)	
4/20/2016	<0.001	
6/15/2016	3.8E-05 (J)	
8/9/2016	<0.001	
9/27/2016	<0.001	
11/15/2016	<0.001	
1/11/2017	<0.001	
3/1/2017	<0.001	
4/20/2017	<0.001	
7/19/2017	<0.001	
1/11/2018	<0.001	
7/11/2018	<0.001	
1/29/2019	<0.001	
3/27/2019	<0.001	
9/11/2019	<0.001	
4/1/2020	<0.001	
9/15/2020	<0.001	
3/16/2021	<0.001	
8/19/2021	<0.001	
2/22/2022		<0.001
8/2/2022		<0.001
2/8/2023		<0.001
8/2/2023		<0.001

ND substitution: RL or RL/2 if <15% NDs.

Mann-Whitney (Wilcoxon Rank Sum)

Constituent: Thallium (mg/L) Analysis Run 3/6/2024 12:03 PM View: Appendix I Mann-Whitney

Plant McIntosh Data: McIntosh LF4 CCR

	GWC-18	GWC-18
12/8/2015	0.0001 (J)	
12/14/2015	0.0001 (J)	
12/28/2015	0.0001 (J)	
1/14/2016	0.000137 (J)	
1/26/2016	0.000142 (J)	
4/19/2016	<0.001	
6/16/2016	0.00013 (J)	
8/11/2016	0.00011 (J)	
9/28/2016	0.00012 (J)	
11/16/2016	<0.001	
1/11/2017	9.5E-05 (J)	
3/1/2017	0.00011 (J)	
4/25/2017	0.00012 (J)	
7/25/2017	0.00011 (J)	
1/12/2018	0.00011 (J)	
7/11/2018	9.5E-05 (J)	
1/30/2019	0.00012 (J)	
3/27/2019	<0.001	
9/11/2019	0.00018 (J)	
4/1/2020	<0.001	
9/15/2020	<0.001	
3/17/2021	0.00016 (J)	
8/19/2021	<0.001	
2/23/2022		<0.001
8/2/2022		<0.001
2/7/2023		<0.001
8/2/2023		<0.001

ND substitution: RL or RL/2 if <15% NDs.

Mann-Whitney (Wilcoxon Rank Sum)

Constituent: Thallium (mg/L) Analysis Run 3/6/2024 12:03 PM View: Appendix I Mann-Whitney

Plant McIntosh Data: McIntosh LF4 CCR

	GWC-19	GWC-19
12/8/2015	<0.001	
12/15/2015	<0.001	
12/28/2015	<0.001	
1/14/2016	7.9E-05 (J)	
1/26/2016	<0.001	
4/19/2016	<0.001	
6/16/2016	<0.001	
8/10/2016	<0.001	
9/28/2016	<0.001	
11/15/2016	<0.001	
1/16/2017	<0.001	
3/1/2017	<0.001	
4/25/2017	<0.001	
7/25/2017	<0.001	
1/12/2018	<0.001	
7/11/2018	<0.001	
1/29/2019	<0.001	
3/27/2019	<0.001	
9/11/2019	0.00019 (J)	
4/1/2020	<0.001	
9/16/2020	0.00026 (J)	
3/16/2021	<0.001	
8/19/2021	<0.001	
2/23/2022		<0.001
8/3/2022		<0.001
2/8/2023		<0.001
8/2/2023		<0.001

ND substitution: RL or RL/2 if <15% NDs.

Mann-Whitney (Wilcoxon Rank Sum)

Constituent: Thallium (mg/L) Analysis Run 3/6/2024 12:03 PM View: Appendix I Mann-Whitney

Plant McIntosh Data: McIntosh LF4 CCR

	GWC-20	GWC-20
12/9/2015	0.0001 (J)	
12/14/2015	9E-05 (J)	
12/29/2015	0.0001 (J)	
1/14/2016	0.000118 (J)	
1/25/2016	0.000102 (J)	
4/21/2016	<0.001	
6/16/2016	5.2E-05 (J)	
8/10/2016	<0.001	
9/27/2016	<0.001	
11/15/2016	<0.001	
1/13/2017	<0.001	
3/1/2017	<0.001	
4/25/2017	<0.001	
7/25/2017	<0.001	
1/12/2018	<0.001	
7/11/2018	<0.001	
1/29/2019	<0.001	
3/27/2019	<0.001	
9/11/2019	0.00034 (J)	
4/1/2020	<0.001	
9/15/2020	<0.001	
3/16/2021	<0.001	
8/19/2021	<0.001	
2/22/2022		<0.001
8/3/2022		<0.001
2/8/2023		<0.001
8/2/2023		<0.001

ND substitution: RL or RL/2 if <15% NDs.

Mann-Whitney (Wilcoxon Rank Sum)

Constituent: Thallium (mg/L) Analysis Run 3/6/2024 12:03 PM View: Appendix I Mann-Whitney

Plant McIntosh Data: McIntosh LF4 CCR

	GWC-21	GWC-21
12/9/2015	<0.001	
12/14/2015	<0.001	
12/29/2015	<0.001	
1/14/2016	<0.001	
1/25/2016	<0.001	
4/21/2016	<0.001	
6/16/2016	2.7E-05 (J)	
8/10/2016	<0.001	
9/27/2016	0.00016 (J)	
11/15/2016	<0.001	
1/12/2017	<0.001	
3/1/2017	<0.001	
4/24/2017	<0.001	
7/25/2017	<0.001	
1/11/2018	<0.001	
7/11/2018	<0.001	
1/30/2019	<0.001	
3/27/2019	<0.001	
9/11/2019	0.00041 (J)	
4/1/2020	<0.001	
9/15/2020	<0.001	
3/17/2021	<0.001	
8/19/2021	<0.001	
2/23/2022		<0.001
8/4/2022		<0.001
2/8/2023		<0.001
8/3/2023		<0.001

ND substitution: RL or RL/2 if <15% NDs.

Mann-Whitney (Wilcoxon Rank Sum)

Constituent: Thallium (mg/L) Analysis Run 3/6/2024 12:03 PM View: Appendix I Mann-Whitney

Plant McIntosh Data: McIntosh LF4 CCR

	GWC-23	GWC-23
6/16/2016	<0.001	
8/10/2016	<0.001	
9/28/2016	<0.001	
11/16/2016	<0.001	
1/17/2017	<0.001	
3/2/2017	<0.001	
4/25/2017	<0.001	
7/13/2017	<0.001	
7/25/2017	9E-05 (J)	
1/12/2018	0.00011 (J)	
7/12/2018	0.0001 (J)	
1/30/2019	0.00016 (J)	
3/27/2019	0.00011	
9/11/2019	0.00034 (J)	
4/1/2020	<0.001	
9/15/2020	<0.001	
3/17/2021	<0.001	
8/19/2021	<0.001	
2/23/2022		<0.001
8/4/2022		<0.001
2/8/2023		<0.001
8/3/2023		<0.001

ND substitution: RL or RL/2 if <15% NDs.

Mann-Whitney (Wilcoxon Rank Sum)

Constituent: Thallium (mg/L) Analysis Run 3/6/2024 12:03 PM View: Appendix I Mann-Whitney

Plant McIntosh Data: McIntosh LF4 CCR

	GWC-9	GWC-9
8/25/2004	<0.001	
9/11/2004	<0.001	
9/26/2004	<0.001	
10/13/2004	<0.001	
7/11/2005	<0.001	
12/7/2005	<0.001	
6/22/2006	<0.001	
11/28/2006	<0.001	
7/6/2007	<0.001	
12/13/2007	<0.001	
6/20/2008	<0.001	
12/7/2008	<0.001	
7/9/2009	<0.001	
12/29/2009	<0.001	
6/22/2010	<0.001	
1/5/2011	<0.001	
7/9/2011	<0.001	
1/21/2012	<0.001	
7/11/2012	<0.001	
1/19/2013	<0.001	
7/18/2013	<0.001	
1/15/2014	<0.001	
6/20/2015	<0.001	
1/14/2016	<0.001	
4/19/2016	<0.001	
6/15/2016	<0.001	
8/10/2016	<0.001	
9/27/2016	<0.001	
11/15/2016	<0.001	
1/13/2017	<0.001	
3/1/2017	<0.001	
4/24/2017	<0.001	
7/24/2017	<0.001	
1/12/2018	<0.001	
7/12/2018	<0.001	
1/30/2019	<0.001	
3/27/2019	<0.001	
9/11/2019	0.00023 (J)	
4/1/2020	<0.001	
9/16/2020	<0.001	
3/17/2021	<0.001	
8/19/2021	<0.001	
2/23/2022		<0.001
8/3/2022		<0.001
2/8/2023		<0.001
8/2/2023		<0.001

ND substitution: RL or RL/2 if <15% NDs.

Mann-Whitney (Wilcoxon Rank Sum)

Constituent: Vanadium (mg/L) Analysis Run 3/6/2024 12:03 PM View: Appendix I Mann-Whitney

Plant McIntosh Data: McIntosh LF4 CCR

	GWA-13	GWA-13
12/7/2015	<0.002	
12/15/2015	<0.002	
12/29/2015	<0.002	
1/13/2016	<0.002	
1/25/2016	<0.002	
6/14/2016	0.00055 (J)	
1/12/2017	0.0018 (J)	
7/18/2017	<0.002	
1/10/2018	<0.002	
7/11/2018	<0.002	
1/29/2019	0.0018 (J)	
3/26/2019	<0.002	
9/10/2019	0.0027	
3/31/2020	<0.002	
9/15/2020	<0.002	
3/16/2021	<0.002	
8/18/2021	<0.002	
2/22/2022		<0.002
8/2/2022		<0.002
2/6/2023		<0.002
8/1/2023		<0.002

ND substitution: RL or RL/2 if <15% NDs.

Mann-Whitney (Wilcoxon Rank Sum)

Constituent: Vanadium (mg/L) Analysis Run 3/6/2024 12:03 PM View: Appendix I Mann-Whitney

Plant McIntosh Data: McIntosh LF4 CCR

	GWA-14	GWA-14
12/7/2015	<0.002	
12/15/2015	<0.002	
12/29/2015	<0.002	
1/13/2016	<0.002	
1/25/2016	<0.002	
6/14/2016	0.00033 (J)	
1/11/2017	<0.002	
7/19/2017	<0.002	
1/11/2018	<0.002	
7/11/2018	<0.002	
1/29/2019	<0.002	
3/26/2019	<0.002	
9/10/2019	0.002	
4/1/2020	<0.002	
9/15/2020	<0.002	
3/16/2021	<0.002	
8/17/2021	<0.002	
2/22/2022		<0.002
8/2/2022		<0.002
2/7/2023		<0.002
8/2/2023		<0.002

ND substitution: RL or RL/2 if <15% NDs.

Mann-Whitney (Wilcoxon Rank Sum)

Constituent: Vanadium (mg/L) Analysis Run 3/6/2024 12:03 PM View: Appendix I Mann-Whitney

Plant McIntosh Data: McIntosh LF4 CCR

	GWA-15	GWA-15
12/7/2015	<0.002	
12/15/2015	<0.002	
12/28/2015	<0.002	
1/13/2016	<0.002	
1/25/2016	<0.002	
6/15/2016	0.0003 (J)	
1/11/2017	0.0017 (J)	
7/19/2017	<0.002	
1/11/2018	<0.002	
7/11/2018	<0.002	
1/29/2019	<0.002	
3/26/2019	0.0041	
9/11/2019	0.0016	
4/1/2020	<0.002	
9/15/2020	<0.002	
3/17/2021	<0.002	
8/19/2021	<0.002	
2/22/2022		<0.002
8/2/2022		<0.002
2/7/2023		<0.002
8/1/2023		<0.002

ND substitution: RL or RL/2 if <15% NDs.

Mann-Whitney (Wilcoxon Rank Sum)

Constituent: Vanadium (mg/L) Analysis Run 3/6/2024 12:03 PM View: Appendix I Mann-Whitney

Plant McIntosh Data: McIntosh LF4 CCR

	GWA-16	GWA-16
12/7/2015	<0.002	
12/14/2015	<0.002	
12/28/2015	<0.002	
1/13/2016	<0.002	
1/25/2016	<0.002	
6/15/2016	0.00015 (J)	
1/11/2017	0.0015 (J)	
7/19/2017	<0.002	
1/11/2018	<0.002	
7/11/2018	<0.002	
1/29/2019	<0.002	
3/26/2019	0.0019	
9/10/2019	0.0019	
4/1/2020	<0.002	
9/15/2020	<0.002	
3/16/2021	<0.002	
8/17/2021	<0.002	
2/22/2022		<0.002
8/2/2022		<0.002
2/7/2023		<0.002
8/1/2023		<0.002

ND substitution: RL or RL/2 if <15% NDs.

Mann-Whitney (Wilcoxon Rank Sum)

Constituent: Vanadium (mg/L) Analysis Run 3/6/2024 12:03 PM View: Appendix I Mann-Whitney

Plant McIntosh Data: McIntosh LF4 CCR

	GWA-2	GWA-2
8/25/2004	<0.002	
9/11/2004	<0.002	
9/26/2004	<0.002	
10/13/2004	<0.002	
7/11/2005	<0.002	
12/7/2005	<0.002	
6/22/2006	<0.002	
11/28/2006	<0.002	
7/6/2007	<0.002	
12/13/2007	<0.002	
6/20/2008	<0.002	
12/7/2008	<0.002	
7/9/2009	<0.002	
12/28/2009	<0.002	
6/22/2010	<0.002	
1/4/2011	<0.002	
7/9/2011	<0.002	
1/21/2012	<0.002	
7/11/2012	0.0051	
1/20/2013	<0.002	
7/19/2013	<0.002	
1/15/2014	<0.002	
7/11/2014	<0.002	
1/16/2015	<0.002	
6/20/2015	<0.002	
1/16/2016	<0.002	
6/14/2016	0.00044 (J)	
1/10/2017	0.0014 (J)	
7/17/2017	<0.002	
1/10/2018	<0.002	
7/11/2018	<0.002	
1/29/2019	<0.002	
3/27/2019	0.0019	
9/11/2019	0.0014	
4/1/2020	<0.002	
9/15/2020	<0.002	
3/16/2021	<0.002	
8/17/2021	<0.002	
2/22/2022		0.001
8/2/2022		<0.002
2/7/2023		<0.002
8/1/2023		<0.002

ND substitution: RL or RL/2 if <15% NDs.

Mann-Whitney (Wilcoxon Rank Sum)

Constituent: Vanadium (mg/L) Analysis Run 3/6/2024 12:03 PM View: Appendix I Mann-Whitney

Plant McIntosh Data: McIntosh LF4 CCR

	GWA-3	GWA-3
8/25/2004	<0.002	
9/11/2004	<0.002	
9/26/2004	<0.002	
10/13/2004	<0.002	
7/11/2005	<0.002	
12/7/2005	<0.002	
6/22/2006	<0.002	
11/28/2006	<0.002	
7/6/2007	0.0031	
12/13/2007	<0.002	
6/20/2008	0.005	
12/7/2008	<0.002	
7/9/2009	<0.002	
12/28/2009	<0.002	
6/22/2010	<0.002	
1/5/2011	0.056 (O)	
7/9/2011	0.0033	
1/20/2012	<0.002	
7/11/2012	<0.002	
1/19/2013	<0.002	
7/18/2013	<0.002	
1/15/2014	<0.002	
7/11/2014	<0.002	
1/15/2015	<0.002	
6/19/2015	<0.002	
1/16/2016	<0.002	
6/14/2016	0.00027 (J)	
1/10/2017	0.0015 (J)	
7/18/2017	<0.002	
1/10/2018	<0.002	
7/11/2018	<0.002	
1/29/2019	<0.002	
3/27/2019	0.0047	
9/11/2019	0.0012	
4/1/2020	<0.002	
9/15/2020	<0.002	
3/16/2021	<0.002	
8/17/2021	<0.002	
2/22/2022		<0.002
8/2/2022		<0.002
2/7/2023		<0.002
8/2/2023		<0.002

ND substitution: RL or RL/2 if <15% NDs.

Mann-Whitney (Wilcoxon Rank Sum)

Constituent: Vanadium (mg/L) Analysis Run 3/6/2024 12:03 PM View: Appendix I Mann-Whitney

Plant McIntosh Data: McIntosh LF4 CCR

	GWA-4A	GWA-4A
8/25/2004	<0.002	
9/11/2004	<0.002	
9/26/2004	<0.002	
10/13/2004	<0.002	
7/11/2005	<0.002	
12/7/2005	<0.002	
6/22/2006	<0.002	
11/28/2006	<0.002	
7/6/2007	<0.002	
12/13/2007	<0.002	
6/20/2008	0.0033	
12/7/2008	<0.002	
7/9/2009	<0.002	
12/30/2009	<0.002	
6/22/2010	<0.002	
1/4/2011	<0.002	
7/10/2011	<0.002	
1/21/2012	<0.002	
7/11/2012	<0.002	
1/20/2013	<0.002	
7/19/2013	<0.002	
1/16/2014	<0.002	
7/10/2014	<0.002	
1/16/2015	<0.002	
6/20/2015	<0.002	
1/14/2016	<0.002	
6/14/2016	0.00028 (J)	
1/10/2017	0.0014 (J)	
7/18/2017	<0.002	
1/10/2018	<0.002	
7/11/2018	<0.002	
1/29/2019	<0.002	
3/26/2019	0.0027	
9/10/2019	0.0018	
3/31/2020	<0.002	
9/16/2020	<0.002	
3/17/2021	<0.002	
8/19/2021	<0.002	
2/23/2022		<0.002
8/3/2022		0.00097 (J)
2/7/2023		<0.002
8/1/2023		<0.002

ND substitution: RL or RL/2 if <15% NDs.

Mann-Whitney (Wilcoxon Rank Sum)

Constituent: Vanadium (mg/L) Analysis Run 3/6/2024 12:03 PM View: Appendix I Mann-Whitney

Plant McIntosh Data: McIntosh LF4 CCR

	GWA-5	GWA-5
8/25/2004	<0.002	
9/11/2004	<0.002	
9/26/2004	<0.002	
10/13/2004	<0.002	
7/11/2005	<0.002	
12/7/2005	<0.002	
6/22/2006	<0.002	
11/28/2006	<0.002	
7/6/2007	<0.002	
12/13/2007	<0.002	
6/20/2008	<0.002	
12/7/2008	<0.002	
7/9/2009	<0.002	
12/29/2009	<0.002	
6/22/2010	<0.002	
1/4/2011	<0.002	
7/9/2011	<0.002	
1/21/2012	<0.002	
7/11/2012	<0.002	
1/19/2013	<0.002	
7/18/2013	<0.002	
1/15/2014	<0.002	
7/10/2014	<0.002	
1/15/2015	<0.002	
6/19/2015	0.0035 (J)	
1/14/2016	<0.002	
6/14/2016	0.00047 (J)	
1/11/2017	0.0016 (J)	
7/18/2017	<0.002	
1/10/2018	<0.002	
7/11/2018	<0.002	
1/29/2019	<0.002	
3/26/2019	0.0015	
9/10/2019	0.0018	
3/31/2020	<0.002	
9/15/2020	<0.002	
3/17/2021	<0.002	
8/19/2021	<0.002	
2/22/2022		<0.002
8/2/2022		<0.002
2/7/2023		<0.002
8/1/2023		<0.002

ND substitution: RL or RL/2 if <15% NDs.

Mann-Whitney (Wilcoxon Rank Sum)

Constituent: Vanadium (mg/L) Analysis Run 3/6/2024 12:03 PM View: Appendix I Mann-Whitney

Plant McIntosh Data: McIntosh LF4 CCR

	GWC-1	GWC-1
8/25/2004	<0.002	
9/11/2004	<0.002	
9/26/2004	<0.002	
7/11/2005	<0.002	
12/7/2005	<0.002	
6/22/2006	<0.002	
11/28/2006	<0.002	
7/6/2007	<0.002	
12/13/2007	<0.002	
6/20/2008	<0.002	
12/7/2008	<0.002	
7/9/2009	<0.002	
12/28/2009	<0.002	
6/22/2010	<0.002	
1/4/2011	<0.002	
7/9/2011	0.0032	
1/21/2012	<0.002	
7/11/2012	<0.002	
1/20/2013	<0.002	
7/19/2013	<0.002	
1/15/2014	<0.002	
7/11/2014	<0.002	
1/16/2015	<0.002	
6/20/2015	0.0017 (J)	
1/16/2016	<0.002	
6/15/2016	0.00031 (J)	
1/12/2017	0.0031	
7/19/2017	<0.002	
1/11/2018	<0.002	
7/12/2018	<0.002	
1/30/2019	<0.002	
3/27/2019	<0.002	
9/11/2019	0.0013	
4/1/2020	<0.002	
9/15/2020	<0.002	
3/16/2021	<0.002	
8/18/2021	0.0011	
2/23/2022		<0.002
8/3/2022		<0.002
2/7/2023		<0.002
8/2/2023		0.00084 (J)

ND substitution: RL or RL/2 if <15% NDs.

Mann-Whitney (Wilcoxon Rank Sum)

Constituent: Vanadium (mg/L) Analysis Run 3/6/2024 12:03 PM View: Appendix I Mann-Whitney

Plant McIntosh Data: McIntosh LF4 CCR

	GWC-10	GWC-10
8/25/2004	<0.001	
9/11/2004	<0.001	
9/26/2004	<0.001	
10/13/2004	<0.001	
7/11/2005	<0.001	
12/7/2005	<0.001	
6/22/2006	<0.001	
11/28/2006	<0.001	
7/6/2007	<0.001	
12/13/2007	<0.001	
6/20/2008	<0.001	
12/7/2008	<0.001	
7/10/2009	<0.001	
12/29/2009	<0.001	
6/22/2010	<0.001	
1/4/2011	<0.001	
7/10/2011	<0.001	
1/21/2012	<0.001	
7/11/2012	<0.001	
1/20/2013	<0.001	
7/19/2013	<0.001	
1/16/2014	<0.001	
7/10/2014	<0.001	
1/16/2015	0.00098 (J)	
6/20/2015	0.0019 (J)	
1/16/2016	0.0008 (J)	
6/16/2016	0.0011 (J)	
1/12/2017	0.0087 (o)	
7/24/2017	0.0027	
1/11/2018	<0.001	
7/12/2018	<0.001	
1/30/2019	0.0027 (J)	
3/27/2019	0.0065 (o)	
9/11/2019	0.0022	
4/1/2020	0.0012	
9/15/2020	<0.001	
3/16/2021	0.0013	
8/18/2021	0.0015	
2/23/2022		0.0011
8/3/2022		0.002
2/8/2023		0.001 (J)
8/2/2023		0.00096 (J)

ND substitution: RL or RL/2 if <15% NDs.

Mann-Whitney (Wilcoxon Rank Sum)

Constituent: Vanadium (mg/L) Analysis Run 3/6/2024 12:03 PM View: Appendix I Mann-Whitney

Plant McIntosh Data: McIntosh LF4 CCR

	GWC-11	GWC-11
8/25/2004	<0.0025	
9/11/2004	<0.0025	
9/26/2004	<0.0025	
10/13/2004	<0.0025	
7/11/2005	<0.0025	
12/7/2005	<0.0025	
6/22/2006	<0.0025	
11/28/2006	<0.0025	
7/6/2007	<0.0025	
12/13/2007	<0.0025	
6/20/2008	0.0093 (o)	
12/7/2008	<0.0025	
7/10/2009	<0.0025	
12/29/2009	<0.0025	
6/22/2010	0.0025	
1/5/2011	<0.0025	
7/9/2011	<0.0025	
1/21/2012	<0.0025	
7/11/2012	<0.0025	
1/19/2013	<0.0025	
7/19/2013	<0.0025	
1/15/2014	<0.0025	
7/11/2014	0.001 (J)	
1/16/2015	0.00089 (J)	
6/20/2015	0.0017 (J)	
1/14/2016	0.0017 (J)	
6/15/2016	0.0018 (J)	
1/12/2017	0.01 (o)	
7/24/2017	0.0015 (J)	
1/11/2018	<0.0025	
7/12/2018	<0.0025	
1/30/2019	<0.0025	
3/27/2019	0.0016	
9/11/2019	0.0025	
4/2/2020	0.0016	
9/15/2020	0.001	
3/17/2021	0.0015	
8/18/2021	0.0018	
2/23/2022		0.0013
8/2/2022		0.0014
2/8/2023		0.00095 (J)
8/2/2023		0.0015 (J)

ND substitution: RL or RL/2 if <15% NDs.

Mann-Whitney (Wilcoxon Rank Sum)

Constituent: Vanadium (mg/L) Analysis Run 3/6/2024 12:03 PM View: Appendix I Mann-Whitney

Plant McIntosh Data: McIntosh LF4 CCR

	GWC-12	GWC-12
8/25/2004	<0.002	
9/11/2004	<0.002	
9/26/2004	<0.002	
10/13/2004	<0.002	
7/11/2005	<0.002	
12/7/2005	<0.002	
6/22/2006	<0.002	
11/28/2006	<0.002	
7/6/2007	<0.002	
12/13/2007	<0.002	
6/20/2008	<0.002	
12/7/2008	<0.002	
7/10/2009	<0.002	
12/28/2009	<0.002	
6/22/2010	<0.002	
1/4/2011	<0.002	
7/9/2011	<0.002	
1/20/2012	<0.002	
7/11/2012	<0.002	
1/19/2013	<0.002	
7/18/2013	<0.002	
1/15/2014	<0.002	
7/11/2014	<0.002	
1/15/2015	<0.002	
6/19/2015	<0.002	
1/16/2016	<0.002	
6/15/2016	0.0004 (J)	
1/12/2017	0.0075 (o)	
7/20/2017	0.0015 (J)	
1/11/2018	<0.002	
7/12/2018	<0.002	
1/30/2019	<0.002	
3/27/2019	0.0078 (o)	
9/11/2019	0.0011	
4/1/2020	<0.002	
9/16/2020	<0.002	
3/16/2021	<0.002	
8/18/2021	<0.002	
2/23/2022		<0.002
8/3/2022		0.0016
2/7/2023		<0.002
8/2/2023		<0.002

ND substitution: RL or RL/2 if <15% NDs.

Mann-Whitney (Wilcoxon Rank Sum)

Constituent: Vanadium (mg/L) Analysis Run 3/6/2024 12:03 PM View: Appendix I Mann-Whitney

Plant McIntosh Data: McIntosh LF4 CCR

	GWC-17	GWC-17
12/8/2015	<0.002	
12/14/2015	<0.002	
12/28/2015	<0.002	
1/13/2016	<0.002	
1/26/2016	<0.002	
6/15/2016	0.00047 (J)	
1/11/2017	<0.002	
7/19/2017	<0.002	
1/11/2018	<0.002	
7/11/2018	<0.002	
1/29/2019	<0.002	
3/27/2019	0.004	
9/11/2019	0.0018	
4/1/2020	<0.002	
9/15/2020	<0.002	
3/16/2021	<0.002	
8/19/2021	0.0013	
2/22/2022		<0.002
8/2/2022		<0.002
2/8/2023		<0.002
8/2/2023		<0.002

ND substitution: RL or RL/2 if <15% NDs.

Mann-Whitney (Wilcoxon Rank Sum)

Constituent: Vanadium (mg/L) Analysis Run 3/6/2024 12:03 PM View: Appendix I Mann-Whitney

Plant McIntosh Data: McIntosh LF4 CCR

	GWC-18	GWC-18
12/8/2015	0.0023 (J)	
12/14/2015	0.0028 (J)	
12/28/2015	0.0024 (J)	
1/14/2016	0.0022 (J)	
1/26/2016	0.0022 (J)	
6/16/2016	0.0041 (J)	
1/11/2017	0.003	
7/25/2017	0.0055	
1/12/2018	0.0022 (J)	
7/11/2018	0.0016 (J)	
1/30/2019	0.0042 (J)	
3/27/2019	0.0074	
9/11/2019	0.0037	
4/1/2020	0.0024	
9/15/2020	0.0022	
3/17/2021	0.0026	
8/19/2021	0.003	
2/23/2022		0.0025
8/2/2022		0.0028
2/7/2023		0.0038
8/2/2023		0.0031

Mann-Whitney (Wilcoxon Rank Sum)

Constituent: Vanadium (mg/L) Analysis Run 3/6/2024 12:03 PM View: Appendix I Mann-Whitney

Plant McIntosh Data: McIntosh LF4 CCR

	GWC-19	GWC-19
12/8/2015	0.0023 (J)	
12/15/2015	0.0016 (J)	
12/28/2015	0.0013 (J)	
1/14/2016	0.0014 (J)	
1/26/2016	0.0013 (J)	
6/16/2016	0.00092 (J)	
1/16/2017	0.0067	
7/25/2017	0.0035	
1/12/2018	<0.002	
7/11/2018	<0.002	
1/29/2019	<0.002	
3/27/2019	<0.002	
9/11/2019	0.0023	
4/1/2020	<0.002	
9/16/2020	<0.002	
3/16/2021	<0.002	
8/19/2021	0.0015	
2/23/2022		0.00088 (J)
8/3/2022		0.0022
2/8/2023		0.00088 (J)
8/2/2023		<0.002

ND substitution: RL or RL/2 if <15% NDs.

Mann-Whitney (Wilcoxon Rank Sum)

Constituent: Vanadium (mg/L) Analysis Run 3/6/2024 12:03 PM View: Appendix I Mann-Whitney

Plant McIntosh Data: McIntosh LF4 CCR

	GWC-20	GWC-20
12/9/2015	<0.002	
12/14/2015	<0.002	
12/29/2015	<0.002	
1/14/2016	<0.002	
1/25/2016	<0.002	
6/16/2016	0.00054 (J)	
1/13/2017	0.0074	
7/25/2017	0.0034	
1/12/2018	<0.002	
7/11/2018	<0.002	
1/29/2019	<0.002	
3/27/2019	0.0031	
9/11/2019	0.0018	
4/1/2020	<0.002	
9/15/2020	<0.002	
3/16/2021	<0.002	
8/19/2021	<0.002	
2/22/2022		<0.002
8/3/2022		0.0017
2/8/2023		<0.002
8/2/2023		<0.002

ND substitution: RL or RL/2 if <15% NDs.

Mann-Whitney (Wilcoxon Rank Sum)

Constituent: Vanadium (mg/L) Analysis Run 3/6/2024 12:03 PM View: Appendix I Mann-Whitney

Plant McIntosh Data: McIntosh LF4 CCR

	GWC-21	GWC-21
12/9/2015	<0.002	
12/14/2015	<0.002	
12/29/2015	<0.002	
1/14/2016	<0.002	
1/25/2016	<0.002	
6/16/2016	0.00048 (J)	
1/12/2017	0.0058	
7/25/2017	0.0029	
1/11/2018	<0.002	
7/11/2018	<0.002	
1/30/2019	<0.002	
3/27/2019	0.0049	
9/11/2019	0.0015	
4/1/2020	<0.002	
9/15/2020	<0.002	
3/17/2021	<0.002	
8/19/2021	0.001	
2/23/2022		<0.002
8/4/2022		0.0019
2/8/2023		<0.002
8/3/2023		<0.002

ND substitution: RL or RL/2 if <15% NDs.

Mann-Whitney (Wilcoxon Rank Sum)

Constituent: Vanadium (mg/L) Analysis Run 3/6/2024 12:03 PM View: Appendix I Mann-Whitney

Plant McIntosh Data: McIntosh LF4 CCR

	GWC-23	GWC-23
6/16/2016	0.00063 (J)	
1/17/2017	0.0026	
7/25/2017	0.003	
1/12/2018	<0.002	
7/12/2018	<0.002	
1/30/2019	<0.002	
3/27/2019	0.0055	
9/11/2019	0.0015	
4/1/2020	<0.002	
9/15/2020	<0.002	
3/17/2021	<0.002	
8/19/2021	0.0011	
2/23/2022		<0.002
8/4/2022		0.00095 (J)
2/8/2023		<0.002
8/3/2023		0.0007 (J)

ND substitution: RL or RL/2 if <15% NDs.

Mann-Whitney (Wilcoxon Rank Sum)

Constituent: Vanadium (mg/L) Analysis Run 3/6/2024 12:03 PM View: Appendix I Mann-Whitney

Plant McIntosh Data: McIntosh LF4 CCR

	GWC-9	GWC-9
8/25/2004	<0.002	
9/11/2004	<0.002	
9/26/2004	<0.002	
10/13/2004	<0.002	
7/11/2005	<0.002	
12/7/2005	<0.002	
6/22/2006	<0.002	
11/28/2006	<0.002	
7/6/2007	<0.002	
12/13/2007	<0.002	
6/20/2008	0.0037	
12/7/2008	<0.002	
7/9/2009	<0.002	
12/29/2009	<0.002	
6/22/2010	<0.002	
1/5/2011	<0.002	
7/9/2011	<0.002	
1/21/2012	<0.002	
7/11/2012	<0.002	
1/19/2013	<0.002	
7/18/2013	<0.002	
1/15/2014	<0.002	
7/10/2014	<0.002	
1/16/2015	<0.002	
6/20/2015	<0.002	
1/14/2016	<0.002	
6/15/2016	0.00019 (J)	
1/13/2017	0.0091 (o)	
7/24/2017	0.0027	
1/12/2018	<0.002	
7/12/2018	<0.002	
1/30/2019	<0.002	
3/27/2019	0.006	
9/11/2019	0.0015	
4/1/2020	<0.002	
9/16/2020	<0.002	
3/17/2021	<0.002	
8/19/2021	<0.002	
2/23/2022		<0.002
8/3/2022		0.0016
2/8/2023		<0.002
8/2/2023		<0.002

ND substitution: RL or RL/2 if <15% NDs.

Mann-Whitney (Wilcoxon Rank Sum)

Constituent: Zinc (mg/L) Analysis Run 3/6/2024 12:03 PM View: Appendix I Mann-Whitney

Plant McIntosh Data: McIntosh LF4 CCR

	GWA-13	GWA-13
12/7/2015	0.0034	
12/15/2015	0.003	
12/29/2015	0.0028	
1/13/2016	0.0025	
1/25/2016	0.0022 (J)	
6/14/2016	0.0042 (J)	
1/12/2017	<0.005	
7/18/2017	<0.005	
1/10/2018	<0.005	
7/11/2018	<0.005	
1/29/2019	<0.005	
3/26/2019	<0.005	
9/10/2019	0.0061	
3/31/2020	<0.005	
9/15/2020	0.0037 (J)	
3/16/2021	<0.005	
8/18/2021	<0.005	
2/22/2022		<0.005
8/2/2022		<0.005
2/6/2023		<0.005
8/1/2023		0.0032 (J)

ND substitution: RL or RL/2 if <15% NDs.

Mann-Whitney (Wilcoxon Rank Sum)

Constituent: Zinc (mg/L) Analysis Run 3/6/2024 12:03 PM View: Appendix I Mann-Whitney

Plant McIntosh Data: McIntosh LF4 CCR

	GWA-14	GWA-14
12/7/2015	0.0044	
12/15/2015	0.0031	
12/29/2015	0.0028	
1/13/2016	0.0028	
1/25/2016	0.0034	
6/14/2016	0.0036 (J)	
1/11/2017	0.013 (J)	
7/19/2017	<0.005	
1/11/2018	<0.005	
7/11/2018	<0.005	
1/29/2019	0.0048 (J)	
3/26/2019	<0.005	
9/10/2019	0.0069	
4/1/2020	<0.005	
9/15/2020	0.024	
3/16/2021	0.007	
8/17/2021	<0.005	
2/22/2022		0.0054
8/2/2022		0.0042 (J)
2/7/2023		0.0031 (J)
8/2/2023		0.003 (J)

ND substitution: RL or RL/2 if <15% NDs.

Mann-Whitney (Wilcoxon Rank Sum)

Constituent: Zinc (mg/L) Analysis Run 3/6/2024 12:03 PM View: Appendix I Mann-Whitney

Plant McIntosh Data: McIntosh LF4 CCR

	GWA-15	GWA-15
12/7/2015	0.0052	
12/15/2015	0.0046	
12/28/2015	0.0042	
1/13/2016	0.0038	
1/25/2016	0.0036	
6/15/2016	0.0028 (J)	
1/11/2017	0.014 (J)	
7/19/2017	<0.005	
1/11/2018	<0.005	
7/11/2018	<0.005	
1/29/2019	0.0059 (J)	
3/26/2019	<0.005	
9/11/2019	0.0062	
4/1/2020	<0.005	
9/15/2020	0.0033 (J)	
3/17/2021	0.0063	
8/19/2021	<0.005	
2/22/2022		0.0057
8/2/2022		0.0039 (J)
2/7/2023		<0.005
8/1/2023		0.0029 (J)

ND substitution: RL or RL/2 if <15% NDs.

Mann-Whitney (Wilcoxon Rank Sum)

Constituent: Zinc (mg/L) Analysis Run 3/6/2024 12:03 PM View: Appendix I Mann-Whitney

Plant McIntosh Data: McIntosh LF4 CCR

	GWA-16	GWA-16
12/7/2015	0.0048	
12/14/2015	0.0038	
12/28/2015	0.0042	
1/13/2016	0.0036	
1/25/2016	0.0033	
6/15/2016	0.0032 (J)	
1/11/2017	<0.005	
7/19/2017	<0.005	
1/11/2018	<0.005	
7/11/2018	<0.005	
1/29/2019	0.0024 (J)	
3/26/2019	<0.005	
9/10/2019	0.006	
4/1/2020	<0.005	
9/15/2020	0.0033 (J)	
3/16/2021	0.005	
8/17/2021	<0.005	
2/22/2022		0.0076
8/2/2022		0.0032 (J)
2/7/2023		0.0063
8/1/2023		0.0032 (J)

ND substitution: RL or RL/2 if <15% NDs.

Mann-Whitney (Wilcoxon Rank Sum)

Constituent: Zinc (mg/L) Analysis Run 3/6/2024 12:03 PM View: Appendix I Mann-Whitney

Plant McIntosh Data: McIntosh LF4 CCR

	GWA-2	GWA-2
8/25/2004	0.014	
9/11/2004	<0.02	
9/26/2004	<0.02	
10/13/2004	<0.02	
7/11/2005	<0.02	
12/7/2005	<0.02	
6/22/2006	0.0041	
11/28/2006	0.0033	
7/6/2007	0.0036	
12/13/2007	<0.02	
6/20/2008	0.0045	
12/7/2008	0.0031	
7/9/2009	0.004	
12/28/2009	0.0027	
6/22/2010	0.0028	
1/4/2011	0.0027	
7/9/2011	0.0051	
1/21/2012	0.004	
7/11/2012	0.0075	
1/20/2013	0.0034	
7/19/2013	<0.02	
1/15/2014	0.0049	
7/11/2014	0.0038	
1/16/2015	0.0032	
6/20/2015	0.0042	
1/16/2016	0.0042	
6/14/2016	0.0043 (J)	
1/10/2017	0.0084 (J)	
7/17/2017	<0.02	
1/10/2018	<0.02	
7/11/2018	<0.02	
1/29/2019	0.0064 (J)	
3/27/2019	<0.02	
9/11/2019	0.0089	
4/1/2020	0.0066	
9/15/2020	0.0049 (J)	
3/16/2021	0.0045 (J)	
8/17/2021	0.004 (J)	
2/22/2022		0.0055
8/2/2022		0.0074
2/7/2023		0.0051
8/1/2023		0.0061

ND substitution: RL or RL/2 if <15% NDs.

Mann-Whitney (Wilcoxon Rank Sum)

Constituent: Zinc (mg/L) Analysis Run 3/6/2024 12:03 PM View: Appendix I Mann-Whitney

Plant McIntosh Data: McIntosh LF4 CCR

	GWA-3	GWA-3
8/25/2004	<0.005	
9/11/2004	<0.005	
9/26/2004	<0.005	
10/13/2004	<0.005	
7/11/2005	<0.005	
12/7/2005	<0.005	
6/22/2006	0.0042	
11/28/2006	0.0048	
7/6/2007	0.045	
12/13/2007	0.005	
6/20/2008	0.012	
12/7/2008	0.042	
7/9/2009	0.0038	
12/28/2009	<0.005	
6/22/2010	<0.005	
1/5/2011	0.057 (O)	
7/9/2011	0.0085	
1/20/2012	0.0057	
7/11/2012	<0.005	
1/19/2013	<0.005	
7/18/2013	0.0028	
1/15/2014	0.0047	
7/11/2014	0.0025	
1/15/2015	0.002 (J)	
6/19/2015	0.0019 (J)	
1/16/2016	0.0033	
6/14/2016	0.0028 (J)	
1/10/2017	0.0079 (J)	
7/18/2017	<0.005	
1/10/2018	<0.005	
7/11/2018	<0.005	
1/29/2019	<0.005	
3/27/2019	<0.005	
9/11/2019	0.012	
4/1/2020	<0.005	
9/15/2020	<0.005	
3/16/2021	0.0035 (J)	
8/17/2021	<0.005	
2/22/2022		<0.005
8/2/2022		0.033
2/7/2023		0.0032 (J)
8/2/2023		<0.005

ND substitution: RL or RL/2 if <15% NDs.

Mann-Whitney (Wilcoxon Rank Sum)

Constituent: Zinc (mg/L) Analysis Run 3/6/2024 12:03 PM View: Appendix I Mann-Whitney

Plant McIntosh Data: McIntosh LF4 CCR

	GWA-4A	GWA-4A
8/25/2004	<0.005	
9/11/2004	<0.005	
9/26/2004	<0.005	
10/13/2004	<0.005	
7/11/2005	<0.005	
12/7/2005	0.06 (O)	
6/22/2006	0.0061	
11/28/2006	0.0064	
7/6/2007	0.011	
12/13/2007	0.0061	
6/20/2008	0.009	
12/7/2008	0.0071	
7/9/2009	0.0059	
12/30/2009	0.0038	
6/22/2010	0.0044	
1/4/2011	0.0038	
7/10/2011	0.005	
1/21/2012	0.0074	
7/11/2012	0.0047	
1/20/2013	<0.005	
7/19/2013	0.0032	
1/16/2014	0.019	
7/10/2014	0.0038	
1/16/2015	0.0045	
6/20/2015	0.0023 (J)	
1/14/2016	0.0024 (J)	
6/14/2016	0.0053 (J)	
1/10/2017	<0.005	
7/18/2017	<0.005	
1/10/2018	<0.005	
7/11/2018	0.0098 (J)	
1/29/2019	0.0064 (J)	
3/26/2019	0.01	
9/10/2019	0.012	
3/31/2020	0.013	
9/16/2020	0.011	
3/17/2021	0.0039 (J)	
8/19/2021	0.004 (J)	
2/23/2022		<0.005
8/3/2022		0.012
2/7/2023		0.0031 (J)
8/1/2023		0.0047 (J)

ND substitution: RL or RL/2 if <15% NDs.

Mann-Whitney (Wilcoxon Rank Sum)

Constituent: Zinc (mg/L) Analysis Run 3/6/2024 12:03 PM View: Appendix I Mann-Whitney

Plant McIntosh Data: McIntosh LF4 CCR

	GWA-5	GWA-5
8/25/2004	0.017	
9/11/2004	<0.005	
9/26/2004	<0.005	
10/13/2004	<0.005	
7/11/2005	<0.005	
12/7/2005	<0.005	
6/22/2006	0.0033	
11/28/2006	0.0034	
7/6/2007	0.0037	
12/13/2007	<0.005	
6/20/2008	0.0042	
12/7/2008	0.0049	
7/9/2009	0.0032	
12/29/2009	0.0031	
6/22/2010	<0.005	
1/4/2011	0.0029	
7/9/2011	0.0038	
1/21/2012	0.0057	
7/11/2012	0.0032	
1/19/2013	0.0032	
7/18/2013	0.0027	
1/15/2014	0.0059	
7/10/2014	0.0064	
1/15/2015	0.0024 (J)	
6/19/2015	0.0057	
1/14/2016	0.0022 (J)	
6/14/2016	0.0028 (J)	
1/11/2017	0.013 (J)	
7/18/2017	<0.005	
1/10/2018	<0.005	
7/11/2018	<0.005	
1/29/2019	0.0027 (J)	
3/26/2019	<0.005	
9/10/2019	0.022	
3/31/2020	<0.005	
9/15/2020	0.0049 (J)	
3/17/2021	0.0041 (J)	
8/19/2021	<0.005	
2/22/2022		<0.005
8/2/2022		0.0051
2/7/2023		0.0037 (J)
8/1/2023		0.0028 (J)

ND substitution: RL or RL/2 if <15% NDs.

Mann-Whitney (Wilcoxon Rank Sum)

Constituent: Zinc (mg/L) Analysis Run 3/6/2024 12:03 PM View: Appendix I Mann-Whitney

Plant McIntosh Data: McIntosh LF4 CCR

	GWC-1	GWC-1
8/25/2004	0.012	
9/11/2004	<0.005	
9/26/2004	<0.005	
7/11/2005	<0.005	
12/7/2005	0.015	
6/22/2006	0.0044	
11/28/2006	0.0034	
7/6/2007	0.0029	
12/13/2007	<0.005	
6/20/2008	0.0035	
12/7/2008	0.0036	
7/9/2009	0.0032	
12/28/2009	0.0032	
6/22/2010	0.0032	
1/4/2011	<0.005	
7/9/2011	0.0076	
1/21/2012	0.0034	
7/11/2012	0.0028	
1/20/2013	0.0032	
7/19/2013	0.0028	
1/15/2014	0.0047	
7/11/2014	0.0041	
1/16/2015	0.0035	
6/20/2015	0.0043	
1/16/2016	0.002 (J)	
6/15/2016	0.0027 (J)	
1/12/2017	<0.005	
7/19/2017	<0.005	
1/11/2018	<0.005	
7/12/2018	<0.005	
1/30/2019	0.0031 (J)	
3/27/2019	<0.005	
9/11/2019	0.0088	
4/1/2020	0.0046 (J)	
9/15/2020	0.0049 (J)	
3/16/2021	0.0047 (J)	
8/18/2021	0.0035 (J)	
2/23/2022		<0.005
8/3/2022		0.0073
2/7/2023		0.0055
8/2/2023		0.0062

ND substitution: RL or RL/2 if <15% NDs.

Mann-Whitney (Wilcoxon Rank Sum)

Constituent: Zinc (mg/L) Analysis Run 3/6/2024 12:03 PM View: Appendix I Mann-Whitney

Plant McIntosh Data: McIntosh LF4 CCR

	GWC-10	GWC-10
8/25/2004	<0.005	
9/11/2004	0.01	
9/26/2004	<0.005	
10/13/2004	<0.005	
7/11/2005	<0.005	
12/7/2005	<0.005	
6/22/2006	0.0034	
11/28/2006	0.019	
7/6/2007	<0.005	
12/13/2007	<0.005	
6/20/2008	0.0039	
12/7/2008	<0.005	
7/10/2009	<0.005	
12/29/2009	<0.005	
6/22/2010	<0.005	
1/4/2011	<0.005	
7/10/2011	0.0026	
1/21/2012	<0.005	
7/11/2012	<0.005	
1/20/2013	<0.005	
7/19/2013	<0.005	
1/16/2014	0.0031	
7/10/2014	0.0012 (J)	
1/16/2015	0.0017 (J)	
6/20/2015	0.0036	
1/16/2016	<0.005	
6/16/2016	<0.005	
1/12/2017	<0.005	
7/24/2017	<0.005	
1/11/2018	<0.005	
7/12/2018	<0.005	
1/30/2019	<0.005	
3/27/2019	<0.005	
9/11/2019	0.0058	
4/1/2020	<0.005	
9/15/2020	0.0043 (J)	
3/16/2021	<0.005	
8/18/2021	<0.005	
2/23/2022		<0.005
8/3/2022		0.0046 (J)
2/8/2023		<0.005
8/2/2023		0.0046 (J)

ND substitution: RL or RL/2 if <15% NDs.

Mann-Whitney (Wilcoxon Rank Sum)

Constituent: Zinc (mg/L) Analysis Run 3/6/2024 12:03 PM View: Appendix I Mann-Whitney

Plant McIntosh Data: McIntosh LF4 CCR

	GWC-11	GWC-11
8/25/2004	<0.005	
9/11/2004	<0.005	
9/26/2004	<0.005	
10/13/2004	<0.005	
7/11/2005	<0.005	
12/7/2005	<0.005	
6/22/2006	0.0025	
11/28/2006	0.0026	
7/6/2007	0.0025	
12/13/2007	<0.005	
6/20/2008	0.0089	
12/7/2008	0.041 (O)	
7/10/2009	<0.005	
12/29/2009	<0.005	
6/22/2010	<0.005	
1/5/2011	<0.005	
7/9/2011	<0.005	
1/21/2012	0.005	
7/11/2012	0.0025	
1/19/2013	<0.005	
7/19/2013	<0.005	
1/15/2014	0.0034	
7/11/2014	0.0019 (J)	
1/16/2015	<0.005	
6/20/2015	<0.005	
1/14/2016	0.0022 (J)	
6/15/2016	0.0028 (J)	
1/12/2017	<0.005	
7/24/2017	<0.005	
1/11/2018	<0.005	
7/12/2018	<0.005	
1/30/2019	<0.005	
3/27/2019	<0.005	
9/11/2019	0.005	
4/2/2020	0.0049 (J)	
9/15/2020	<0.005	
3/17/2021	0.0032 (J)	
8/18/2021	<0.005	
2/23/2022		<0.005
8/2/2022		0.0052
2/8/2023		<0.005
8/2/2023		0.0061

ND substitution: RL or RL/2 if <15% NDs.

Mann-Whitney (Wilcoxon Rank Sum)

Constituent: Zinc (mg/L) Analysis Run 3/6/2024 12:03 PM View: Appendix I Mann-Whitney

Plant McIntosh Data: McIntosh LF4 CCR

	GWC-12	GWC-12
8/25/2004	<0.005	
9/11/2004	0.01	
9/26/2004	<0.005	
10/13/2004	<0.005	
7/11/2005	<0.005	
12/7/2005	<0.005	
6/22/2006	0.0038	
11/28/2006	0.007	
7/6/2007	0.0025	
12/13/2007	0.0032	
6/20/2008	0.0044	
12/7/2008	0.0042	
7/10/2009	0.0025	
12/28/2009	0.0027	
6/22/2010	<0.005	
1/4/2011	0.0033	
7/9/2011	0.0043	
1/20/2012	0.0038	
7/11/2012	0.0035	
1/19/2013	0.0028	
7/18/2013	0.0028	
1/15/2014	0.0053	
7/11/2014	0.0034	
1/15/2015	0.003	
6/19/2015	0.0035	
1/16/2016	0.0023 (J)	
6/15/2016	0.0031 (J)	
1/12/2017	<0.005	
7/20/2017	<0.005	
1/11/2018	<0.005	
7/12/2018	<0.005	
1/30/2019	<0.005	
3/27/2019	<0.005	
9/11/2019	0.0066	
4/1/2020	<0.005	
9/16/2020	0.0033 (J)	
3/16/2021	<0.005	
8/18/2021	0.0081	
2/23/2022		<0.005
8/3/2022		0.0071
2/7/2023		<0.005
8/2/2023		0.0036 (J)

ND substitution: RL or RL/2 if <15% NDs.

Mann-Whitney (Wilcoxon Rank Sum)

Constituent: Zinc (mg/L) Analysis Run 3/6/2024 12:03 PM View: Appendix I Mann-Whitney

Plant McIntosh Data: McIntosh LF4 CCR

	GWC-17	GWC-17
12/8/2015	0.0058	
12/14/2015	0.006	
12/28/2015	0.0058	
1/13/2016	0.0056	
1/26/2016	0.0046	
6/15/2016	0.0053 (J)	
1/11/2017	0.018 (J)	
7/19/2017	<0.02	
1/11/2018	<0.02	
7/11/2018	<0.02	
1/29/2019	0.0059 (J)	
3/27/2019	<0.02	
9/11/2019	0.013	
4/1/2020	0.005	
9/15/2020	0.0052	
3/16/2021	0.006	
8/19/2021	0.013	
2/22/2022		0.0046 (J)
8/2/2022		0.0074
2/8/2023		0.0061
8/2/2023		0.012

ND substitution: RL or RL/2 if <15% NDs.

Mann-Whitney (Wilcoxon Rank Sum)

Constituent: Zinc (mg/L) Analysis Run 3/6/2024 12:03 PM View: Appendix I Mann-Whitney

Plant McIntosh Data: McIntosh LF4 CCR

	GWC-18	GWC-18
12/8/2015	0.0017 (J)	
12/14/2015	0.0028	
12/28/2015	0.0024 (J)	
1/14/2016	0.0036	
1/26/2016	0.0036	
6/16/2016	0.0052 (J)	
1/11/2017	0.025	
7/25/2017	<0.005	
1/12/2018	<0.005	
7/11/2018	<0.005	
1/30/2019	0.5 (o)	
3/27/2019	<0.005	
9/11/2019	0.0058	
4/1/2020	<0.005	
9/15/2020	0.0032 (J)	
3/17/2021	0.0032 (J)	
8/19/2021	0.015	
2/23/2022		<0.005
8/2/2022		0.0058
2/7/2023		0.0032 (J)
8/2/2023		0.0044 (J)

ND substitution: RL or RL/2 if <15% NDs.

Mann-Whitney (Wilcoxon Rank Sum)

Constituent: Zinc (mg/L) Analysis Run 3/6/2024 12:03 PM View: Appendix I Mann-Whitney

Plant McIntosh Data: McIntosh LF4 CCR

	GWC-19	GWC-19
12/8/2015	0.0035	
12/15/2015	0.0028	
12/28/2015	0.0023 (J)	
1/14/2016	0.012	
1/26/2016	0.0034	
6/16/2016	0.0026 (J)	
1/16/2017	<0.005	
7/25/2017	<0.005	
1/12/2018	<0.005	
7/11/2018	<0.005	
1/29/2019	0.0051 (J)	
3/27/2019	<0.005	
9/11/2019	0.0046 (J)	
4/1/2020	<0.005	
9/16/2020	0.004 (J)	
3/16/2021	<0.005	
8/19/2021	0.017	
2/23/2022		<0.005
8/3/2022		0.0057
2/8/2023		<0.005
8/2/2023		0.0051

ND substitution: RL or RL/2 if <15% NDs.

Mann-Whitney (Wilcoxon Rank Sum)

Constituent: Zinc (mg/L) Analysis Run 3/6/2024 12:03 PM View: Appendix I Mann-Whitney

Plant McIntosh Data: McIntosh LF4 CCR

	GWC-20	GWC-20
12/9/2015	0.0035	
12/14/2015	0.0056	
12/29/2015	0.0084	
1/14/2016	0.0048	
1/25/2016	0.0069	
6/16/2016	0.0048 (J)	
1/13/2017	<0.005	
7/25/2017	<0.005	
1/12/2018	<0.005	
7/11/2018	<0.005	
1/29/2019	<0.005	
3/27/2019	<0.005	
9/11/2019	0.0073	
4/1/2020	<0.005	
9/15/2020	0.0044 (J)	
3/16/2021	<0.005	
8/19/2021	<0.005	
2/22/2022		0.0034 (J)
8/3/2022		0.0042 (J)
2/8/2023		<0.005
8/2/2023		0.004 (J)

ND substitution: RL or RL/2 if <15% NDs.

Mann-Whitney (Wilcoxon Rank Sum)

Constituent: Zinc (mg/L) Analysis Run 3/6/2024 12:03 PM View: Appendix I Mann-Whitney

Plant McIntosh Data: McIntosh LF4 CCR

	GWC-21	GWC-21
12/9/2015	0.0016 (J)	
12/14/2015	0.0015 (J)	
12/29/2015	<0.005	
1/14/2016	0.0052	
1/25/2016	0.0017 (J)	
6/16/2016	0.0097 (J)	
1/12/2017	<0.005	
7/25/2017	<0.005	
1/11/2018	<0.005	
7/11/2018	<0.005	
1/30/2019	0.0025 (J)	
3/27/2019	<0.005	
9/11/2019	0.0063	
4/1/2020	0.0032 (J)	
9/15/2020	<0.005	
3/17/2021	<0.005	
8/19/2021	<0.005	
2/23/2022		0.004 (J)
8/4/2022		0.016
2/8/2023		<0.005
8/3/2023		0.0047 (J)

ND substitution: RL or RL/2 if <15% NDs.

Mann-Whitney (Wilcoxon Rank Sum)

Constituent: Zinc (mg/L) Analysis Run 3/6/2024 12:03 PM View: Appendix I Mann-Whitney

Plant McIntosh Data: McIntosh LF4 CCR

	GWC-23	GWC-23
6/16/2016	0.0098 (J)	
1/17/2017	<0.02	
7/25/2017	0.0069 (J)	
1/12/2018	<0.02	
7/12/2018	<0.02	
1/30/2019	0.0049 (J)	
3/27/2019	<0.02	
9/11/2019	0.0086	
4/1/2020	0.0033 (J)	
9/15/2020	0.004 (J)	
3/17/2021	0.0033 (J)	
8/19/2021	0.0081	
2/23/2022		0.017
8/4/2022		0.016
2/8/2023		0.0046 (J)
8/3/2023		0.0049 (J)

ND substitution: RL or RL/2 if <15% NDs.

Mann-Whitney (Wilcoxon Rank Sum)

Constituent: Zinc (mg/L) Analysis Run 3/6/2024 12:03 PM View: Appendix I Mann-Whitney

Plant McIntosh Data: McIntosh LF4 CCR

	GWC-9	GWC-9
8/25/2004	<0.005	
9/11/2004	<0.005	
9/26/2004	<0.005	
10/13/2004	<0.005	
7/11/2005	<0.005	
12/7/2005	<0.005	
6/22/2006	<0.005	
11/28/2006	0.0034	
7/6/2007	0.0049	
12/13/2007	<0.005	
6/20/2008	0.006	
12/7/2008	0.0043	
7/9/2009	<0.005	
12/29/2009	0.0061	
6/22/2010	<0.005	
1/5/2011	<0.005	
7/9/2011	0.0077	
1/21/2012	0.0032	
7/11/2012	<0.005	
1/19/2013	<0.005	
7/18/2013	<0.005	
1/15/2014	0.0036	
7/10/2014	0.0024 (J)	
1/16/2015	0.0055	
6/20/2015	<0.005	
1/14/2016	<0.005	
6/15/2016	0.0037 (J)	
1/13/2017	<0.005	
7/24/2017	<0.005	
1/12/2018	<0.005	
7/12/2018	<0.005	
1/30/2019	0.051	
3/27/2019	<0.005	
9/11/2019	0.0058	
4/1/2020	<0.005	
9/16/2020	0.0035 (J)	
3/17/2021	<0.005	
8/19/2021	<0.005	
2/23/2022		<0.005
8/3/2022		0.005
2/8/2023		<0.005
8/2/2023		0.0032 (J)

ND substitution: RL or RL/2 if <15% NDs.

FIGURE E.

Appendix III - Welch's t-test/Mann-Whitney - Significant Result

Plant McIntosh Data: McIntosh LF4 CCR Printed 3/6/2024, 11:48 AM

Constituent	Well	Calc.	0.01	Alpha	Method
Sulfate (mg/L)	**GWC-11**	**-3.111**	**Yes**	**0.01**	**Mann-W**

Appendix III - Welch's t-test/Mann-Whitney - All Results

Plant McIntosh Data: McIntosh LF4 CCR Printed 3/6/2024, 11:48 AM

Constituent	Well	Calc.	0.01	Alpha	Method
Sulfate (mg/L)	GWA-13 (bg)	-0.2963	No	0.01	Mann-W
Sulfate (mg/L)	GWA-14 (bg)	-0.879	No	0.01	Mann-W
Sulfate (mg/L)	GWA-15 (bg)	0.3343	No	0.01	Mann-W
Sulfate (mg/L)	GWA-16 (bg)	0.05147	No	0.01	Mann-W
Sulfate (mg/L)	GWA-2 (bg)	0.7406	No	0.01	Mann-W
Sulfate (mg/L)	GWA-3 (bg)	-1.685	No	0.01	Mann-W
Sulfate (mg/L)	GWA-4A (bg)	-2.512	No	0.01	Mann-W
Sulfate (mg/L)	GWA-5 (bg)	1.101	No	0.01	Mann-W
Sulfate (mg/L)	GWC-1	-2.274	No	0.01	Mann-W
Sulfate (mg/L)	GWC-10	-2.046	No	0.01	Mann-W
Sulfate (mg/L)	**GWC-11**	**-3.111**	**Yes**	**0.01**	**Mann-W**
Sulfate (mg/L)	GWC-12	0.6419	No	0.01	Mann-W
Sulfate (mg/L)	GWC-17 (bg)	-0.8715	No	0.01	Mann-W
Sulfate (mg/L)	GWC-18 (bg)	-2.517	No	0.01	Mann-W
Sulfate (mg/L)	GWC-19	0.8971	No	0.01	Mann-W
Sulfate (mg/L)	GWC-20	-2.131	No	0.01	Mann-W
Sulfate (mg/L)	GWC-21	-0.5628	No	0.01	Mann-W
Sulfate (mg/L)	GWC-23	-1.079	No	0.01	Mann-W
Sulfate (mg/L)	GWC-9	-1.52	No	0.01	Mann-W

Sanitas™ v.10.0.16 . UG
Hollow symbols indicate censored values.

Mann-Whitney (Wilcoxon Rank Sum)

GWA-13 (bg)

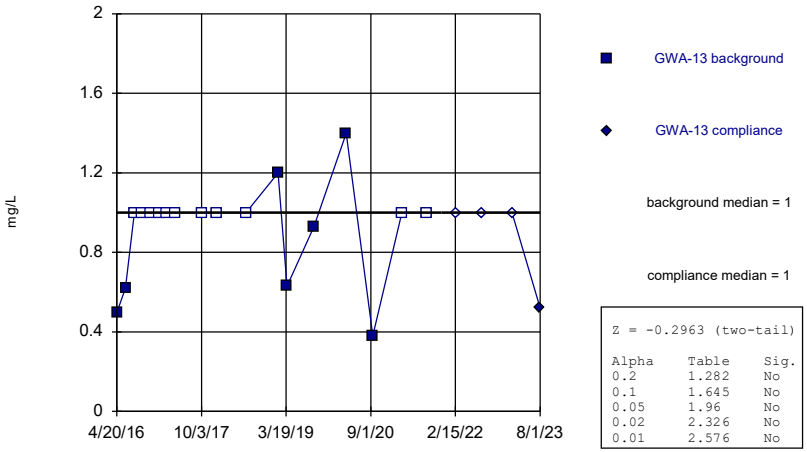

Z = -0.2963 (two-tail)

Alpha	Table	Sig.
0.2	1.282	No
0.1	1.645	No
0.05	1.96	No
0.02	2.326	No
0.01	2.576	No

Constituent: Sulfate Analysis Run 3/6/2024 11:47 AM View: Appendix III - Mann-Whitney
Plant McIntosh Data: McIntosh LF4 CCR

Sanitas™ v.10.0.16 . UG
Hollow symbols indicate censored values.

Mann-Whitney (Wilcoxon Rank Sum)

GWA-14 (bg)

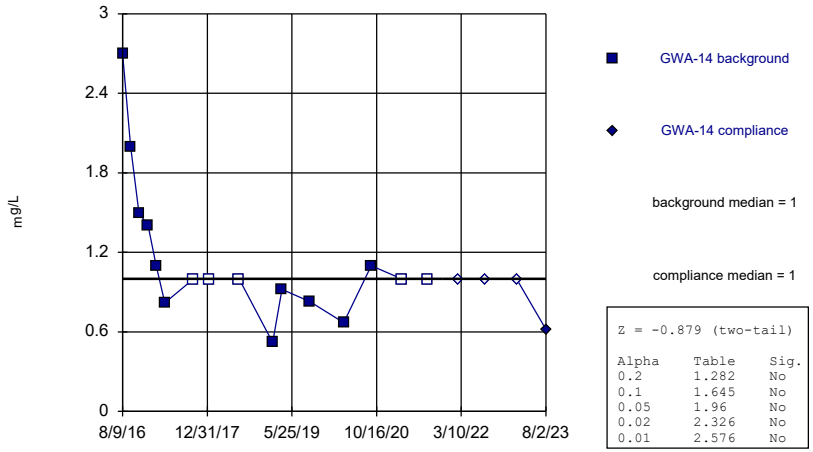

Z = -0.879 (two-tail)

Alpha	Table	Sig.
0.2	1.282	No
0.1	1.645	No
0.05	1.96	No
0.02	2.326	No
0.01	2.576	No

Constituent: Sulfate Analysis Run 3/6/2024 11:47 AM View: Appendix III - Mann-Whitney
Plant McIntosh Data: McIntosh LF4 CCR

Sanitas™ v.10.0.16 . UG
Hollow symbols indicate censored values.

Mann-Whitney (Wilcoxon Rank Sum)

GWA-15 (bg)

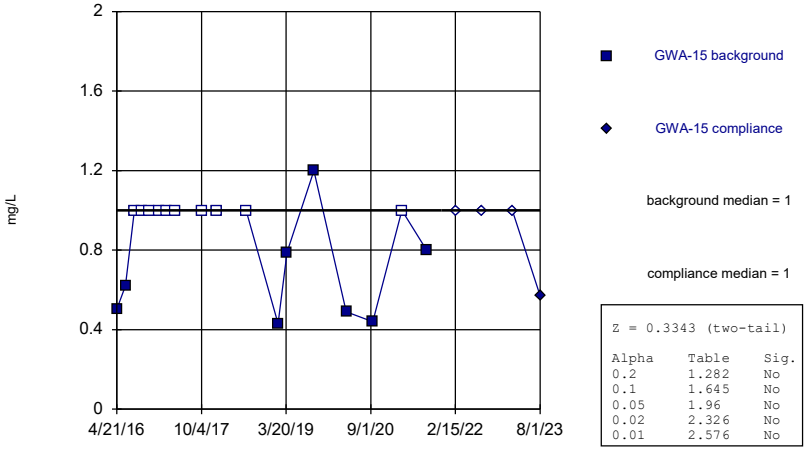

Z = 0.3343 (two-tail)

Alpha	Table	Sig.
0.2	1.282	No
0.1	1.645	No
0.05	1.96	No
0.02	2.326	No
0.01	2.576	No

Constituent: Sulfate Analysis Run 3/6/2024 11:47 AM View: Appendix III - Mann-Whitney
Plant McIntosh Data: McIntosh LF4 CCR

Sanitas™ v.10.0.16 . UG
Hollow symbols indicate censored values.

Mann-Whitney (Wilcoxon Rank Sum)

GWA-16 (bg)

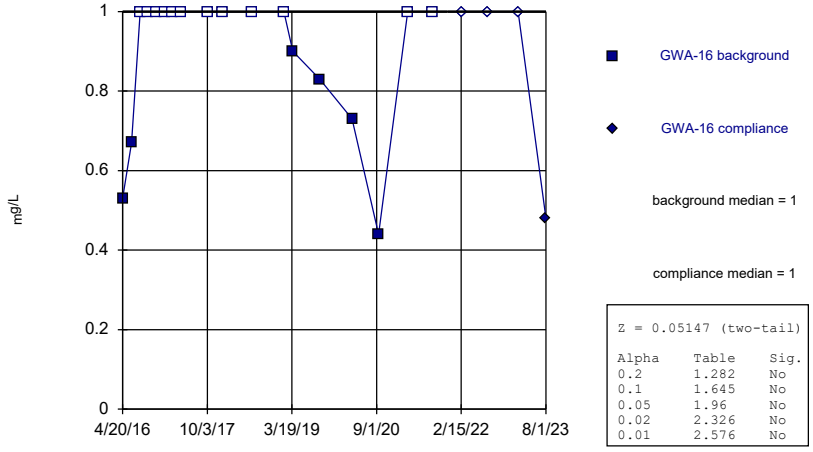

Z = 0.05147 (two-tail)

Alpha	Table	Sig.
0.2	1.282	No
0.1	1.645	No
0.05	1.96	No
0.02	2.326	No
0.01	2.576	No

Constituent: Sulfate Analysis Run 3/6/2024 11:47 AM View: Appendix III - Mann-Whitney
Plant McIntosh Data: McIntosh LF4 CCR

Sanitas™ v.10.0.16 . UG
Hollow symbols indicate censored values.

Mann-Whitney (Wilcoxon Rank Sum)

GWA-2 (bg)

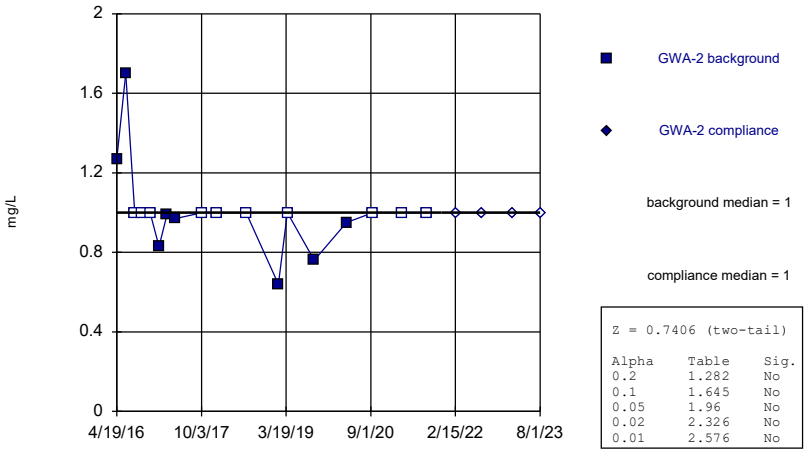

Z = 0.7406 (two-tail)

Alpha	Table	Sig.
0.2	1.282	No
0.1	1.645	No
0.05	1.96	No
0.02	2.326	No
0.01	2.576	No

Constituent: Sulfate Analysis Run 3/6/2024 11:47 AM View: Appendix III - Mann-Whitney
Plant McIntosh Data: McIntosh LF4 CCR

Sanitas™ v.10.0.16 . UG
Hollow symbols indicate censored values.

Mann-Whitney (Wilcoxon Rank Sum)

GWA-3 (bg)

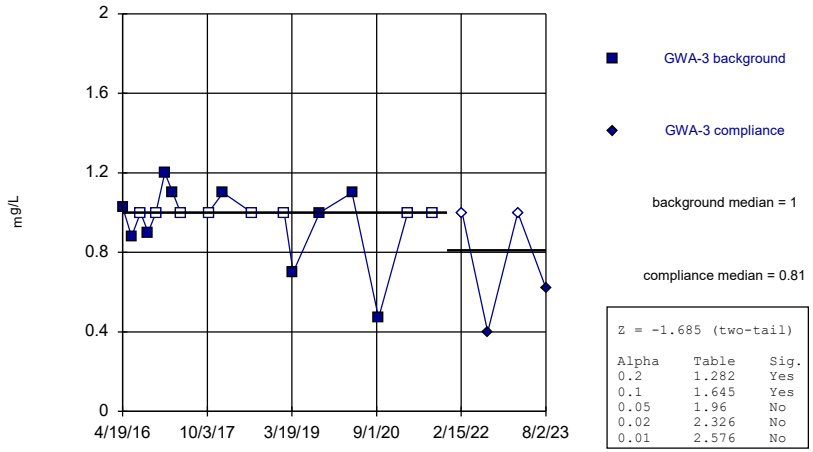

Z = -1.685 (two-tail)

Alpha	Table	Sig.
0.2	1.282	Yes
0.1	1.645	Yes
0.05	1.96	No
0.02	2.326	No
0.01	2.576	No

Constituent: Sulfate Analysis Run 3/6/2024 11:47 AM View: Appendix III - Mann-Whitney
Plant McIntosh Data: McIntosh LF4 CCR

Sanitas™ v.10.0.16 . UG

Mann-Whitney (Wilcoxon Rank Sum)

GWA-4A (bg)

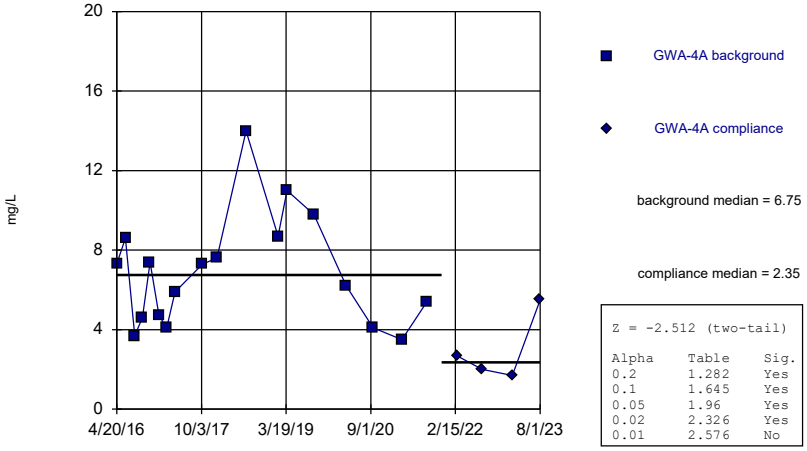

Z = -2.512 (two-tail)

Alpha	Table	Sig.
0.2	1.282	Yes
0.1	1.645	Yes
0.05	1.96	Yes
0.02	2.326	Yes
0.01	2.576	No

Constituent: Sulfate Analysis Run 3/6/2024 11:47 AM View: Appendix III - Mann-Whitney
Plant McIntosh Data: McIntosh LF4 CCR

Sanitas™ v.10.0.16 . UG
Hollow symbols indicate censored values.

Mann-Whitney (Wilcoxon Rank Sum)

GWA-5 (bg)

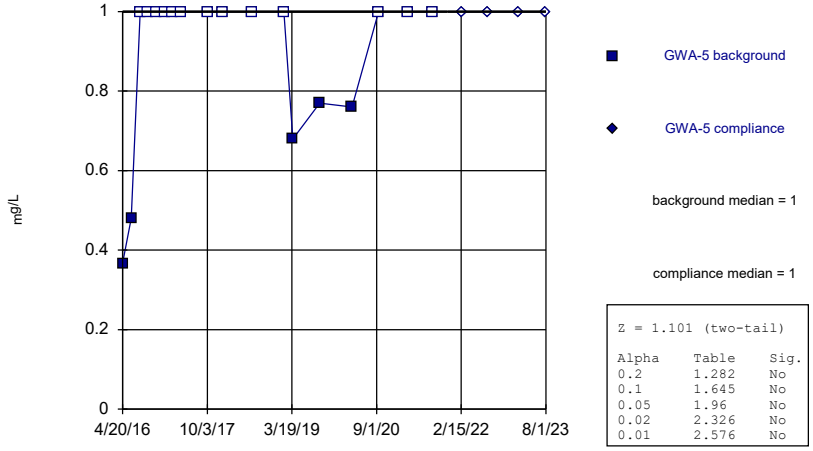

Z = 1.101 (two-tail)

Alpha	Table	Sig.
0.2	1.282	No
0.1	1.645	No
0.05	1.96	No
0.02	2.326	No
0.01	2.576	No

Constituent: Sulfate Analysis Run 3/6/2024 11:47 AM View: Appendix III - Mann-Whitney
Plant McIntosh Data: McIntosh LF4 CCR

Sanitas™ v.10.0.16 . UG

Mann-Whitney (Wilcoxon Rank Sum)

GWC-1

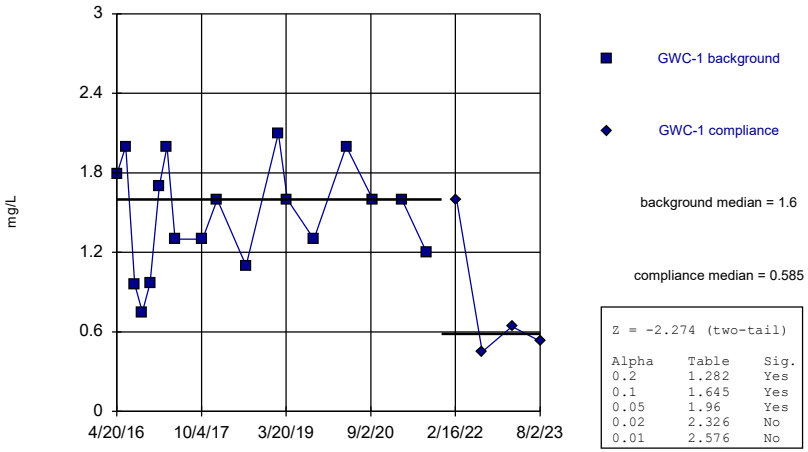

Z = -2.274 (two-tail)

Alpha	Table	Sig.
0.2	1.282	Yes
0.1	1.645	Yes
0.05	1.96	Yes
0.02	2.326	No
0.01	2.576	No

Constituent: Sulfate Analysis Run 3/6/2024 11:47 AM View: Appendix III - Mann-Whitney
Plant McIntosh Data: McIntosh LF4 CCR

Sanitas™ v.10.0.16 . UG

Mann-Whitney (Wilcoxon Rank Sum)

GWC-10

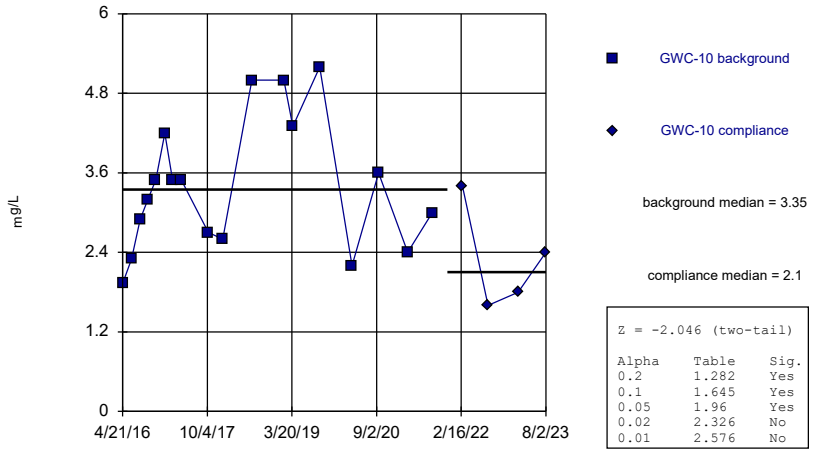

Z = -2.046 (two-tail)

Alpha	Table	Sig.
0.2	1.282	Yes
0.1	1.645	Yes
0.05	1.96	Yes
0.02	2.326	No
0.01	2.576	No

Constituent: Sulfate Analysis Run 3/6/2024 11:47 AM View: Appendix III - Mann-Whitney
Plant McIntosh Data: McIntosh LF4 CCR

Sanitas™ v.10.0.16 . UG

Mann-Whitney (Wilcoxon Rank Sum)

GWC-11

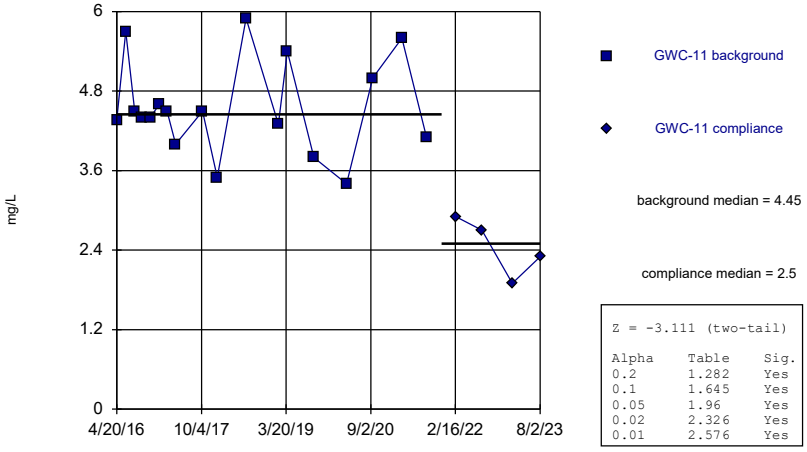

Z = -3.111 (two-tail)

Alpha	Table	Sig.
0.2	1.282	Yes
0.1	1.645	Yes
0.05	1.96	Yes
0.02	2.326	Yes
0.01	2.576	Yes

Constituent: Sulfate Analysis Run 3/6/2024 11:47 AM View: Appendix III - Mann-Whitney
Plant McIntosh Data: McIntosh LF4 CCR

Sanitas™ v.10.0.16 . UG
Hollow symbols indicate censored values.

Mann-Whitney (Wilcoxon Rank Sum)

GWC-12

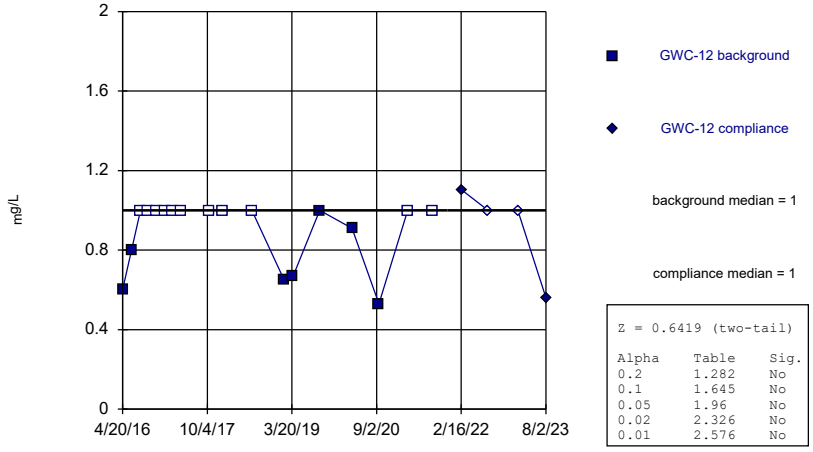

Z = 0.6419 (two-tail)

Alpha	Table	Sig.
0.2	1.282	No
0.1	1.645	No
0.05	1.96	No
0.02	2.326	No
0.01	2.576	No

Constituent: Sulfate Analysis Run 3/6/2024 11:47 AM View: Appendix III - Mann-Whitney
Plant McIntosh Data: McIntosh LF4 CCR

Sanitas™ v.10.0.16 . UG
Hollow symbols indicate censored values.

Mann-Whitney (Wilcoxon Rank Sum)

GWC-17 (bg)

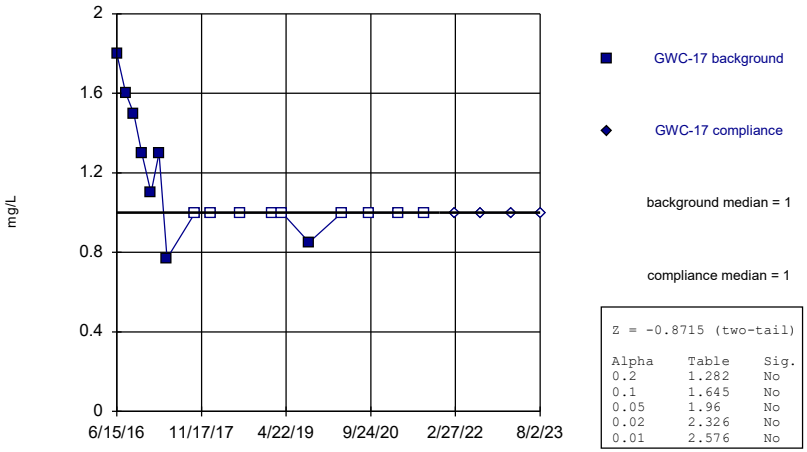

Z = -0.8715 (two-tail)

Alpha	Table	Sig.
0.2	1.282	No
0.1	1.645	No
0.05	1.96	No
0.02	2.326	No
0.01	2.576	No

Constituent: Sulfate Analysis Run 3/6/2024 11:47 AM View: Appendix III - Mann-Whitney
Plant McIntosh Data: McIntosh LF4 CCR

Sanitas™ v.10.0.16 . UG

Mann-Whitney (Wilcoxon Rank Sum)

GWC-18 (bg)

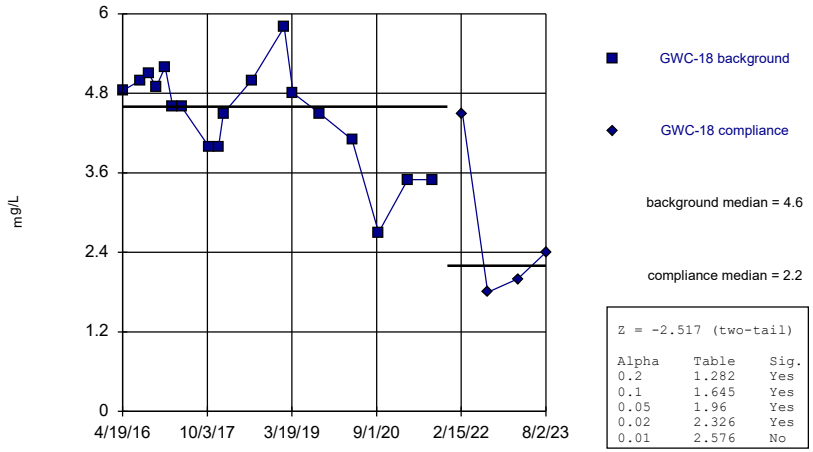

Z = -2.517 (two-tail)

Alpha	Table	Sig.
0.2	1.282	Yes
0.1	1.645	Yes
0.05	1.96	Yes
0.02	2.326	Yes
0.01	2.576	No

Constituent: Sulfate Analysis Run 3/6/2024 11:47 AM View: Appendix III - Mann-Whitney
Plant McIntosh Data: McIntosh LF4 CCR

Sanitas™ v.10.0.16 . UG

Mann-Whitney (Wilcoxon Rank Sum)

GWC-19

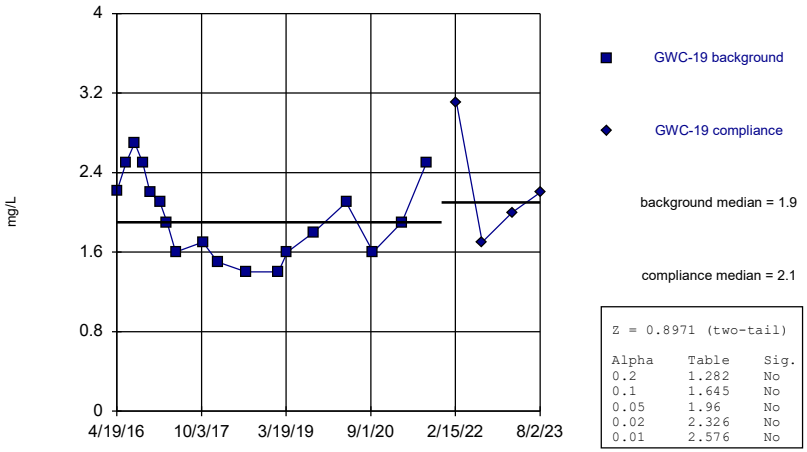

Z = 0.8971 (two-tail)

Alpha	Table	Sig.
0.2	1.282	No
0.1	1.645	No
0.05	1.96	No
0.02	2.326	No
0.01	2.576	No

Constituent: Sulfate Analysis Run 3/6/2024 11:47 AM View: Appendix III - Mann-Whitney
Plant McIntosh Data: McIntosh LF4 CCR

Sanitas™ v.10.0.16 . UG
Hollow symbols indicate censored values.

Mann-Whitney (Wilcoxon Rank Sum)

GWC-20

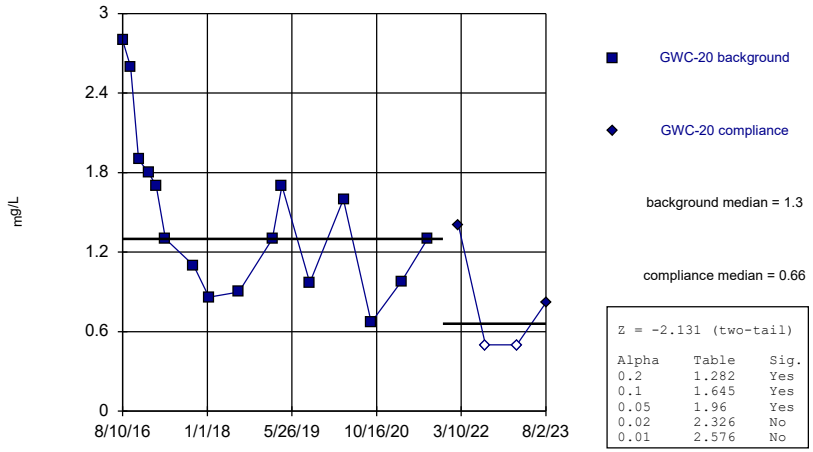

Z = -2.131 (two-tail)

Alpha	Table	Sig.
0.2	1.282	Yes
0.1	1.645	Yes
0.05	1.96	Yes
0.02	2.326	No
0.01	2.576	No

Constituent: Sulfate Analysis Run 3/6/2024 11:47 AM View: Appendix III - Mann-Whitney
Plant McIntosh Data: McIntosh LF4 CCR

Sanitas™ v.10.0.16 . UG
Hollow symbols indicate censored values.

Mann-Whitney (Wilcoxon Rank Sum)

GWC-21

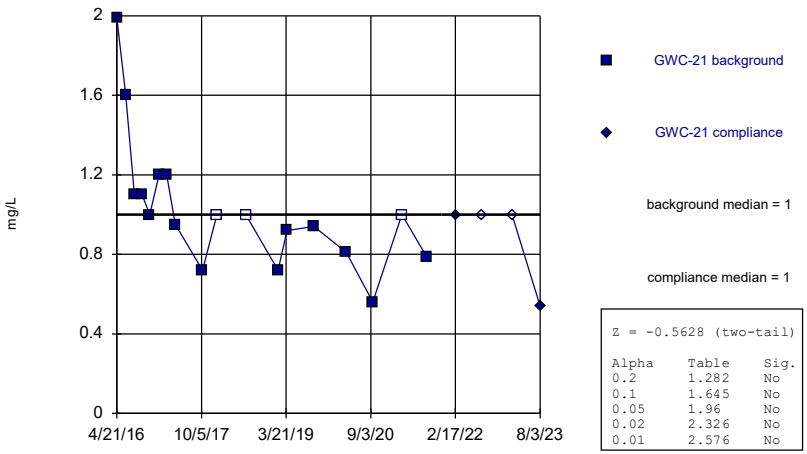

Z = -0.5628 (two-tail)

Alpha	Table	Sig.
0.2	1.282	No
0.1	1.645	No
0.05	1.96	No
0.02	2.326	No
0.01	2.576	No

Constituent: Sulfate Analysis Run 3/6/2024 11:47 AM View: Appendix III - Mann-Whitney
Plant McIntosh Data: McIntosh LF4 CCR

Sanitas™ v.10.0.16 . UG

Mann-Whitney (Wilcoxon Rank Sum)

GWC-23

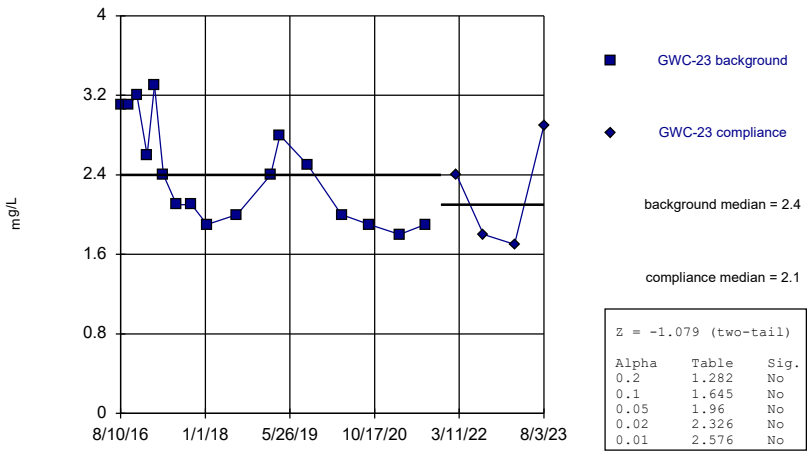

Z = -1.079 (two-tail)

Alpha	Table	Sig.
0.2	1.282	No
0.1	1.645	No
0.05	1.96	No
0.02	2.326	No
0.01	2.576	No

Constituent: Sulfate Analysis Run 3/6/2024 11:47 AM View: Appendix III - Mann-Whitney
Plant McIntosh Data: McIntosh LF4 CCR

Sanitas™ v.10.0.16 . UG
Hollow symbols indicate censored values.

Mann-Whitney (Wilcoxon Rank Sum)

GWC-9

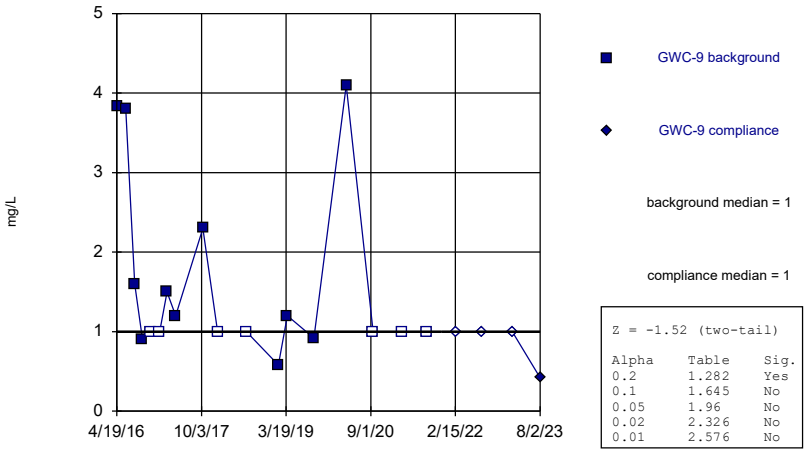

Z = -1.52 (two-tail)

Alpha	Table	Sig.
0.2	1.282	Yes
0.1	1.645	No
0.05	1.96	No
0.02	2.326	No
0.01	2.576	No

Constituent: Sulfate Analysis Run 3/6/2024 11:47 AM View: Appendix III - Mann-Whitney
Plant McIntosh Data: McIntosh LF4 CCR

Mann-Whitney (Wilcoxon Rank Sum)

Constituent: Sulfate (mg/L) Analysis Run 3/6/2024 11:49 AM View: Appendix III - Mann-Whitney

Plant McIntosh Data: McIntosh LF4 CCR

	GWA-13	GWA-13
4/20/2016	0.496 (J)	
6/14/2016	0.62 (J)	
8/9/2016	<1	
9/27/2016	<1	
11/15/2016	<1	
1/12/2017	<1	
2/28/2017	<1	
4/20/2017	<1	
10/11/2017	<1	
1/10/2018	<1	
7/11/2018	<1	
1/29/2019	1.2	
3/26/2019	0.63	
9/10/2019	0.93 (J)	
3/31/2020	1.4	
9/15/2020	0.38 (J)	
3/16/2021	<1	
8/18/2021	<1	
2/22/2022		<1
8/2/2022		<1
2/6/2023		<1
8/1/2023		0.52 (J)

ND substitution: RL or RL/2 if <15% NDs.

Mann-Whitney (Wilcoxon Rank Sum)

Constituent: Sulfate (mg/L) Analysis Run 3/6/2024 11:49 AM View: Appendix III - Mann-Whitney

Plant McIntosh Data: McIntosh LF4 CCR

	GWA-14	GWA-14
4/20/2016	5.85	
6/14/2016	4.6	
8/9/2016	2.7	
9/27/2016	2	
11/15/2016	1.5	
1/11/2017	1.4	
2/28/2017	1.1	
4/20/2017	0.82 (J)	
10/11/2017	<1	
1/11/2018	<1	
7/11/2018	<1	
1/29/2019	0.52 (J)	
3/26/2019	0.92	
9/10/2019	0.83 (J)	
4/1/2020	0.67 (J)	
9/15/2020	1.1	
3/16/2021	<1	
8/17/2021	<1	
2/22/2022		<1
8/2/2022		<1
2/7/2023		<1
8/2/2023		0.62 (J)

ND substitution: RL or RL/2 if <15% NDs.

Mann-Whitney (Wilcoxon Rank Sum)

Constituent: Sulfate (mg/L) Analysis Run 3/6/2024 11:49 AM View: Appendix III - Mann-Whitney

Plant McIntosh Data: McIntosh LF4 CCR

	GWA-15	GWA-15
4/21/2016	0.503 (J)	
6/15/2016	0.62 (J)	
8/9/2016	<1	
9/27/2016	<1	
11/15/2016	<1	
1/11/2017	<1	
2/28/2017	<1	
4/20/2017	<1	
10/11/2017	<1	
1/11/2018	<1	
7/11/2018	<1	
1/29/2019	0.43 (J)	
3/26/2019	0.79	
9/11/2019	1.2	
4/1/2020	0.49 (J)	
9/15/2020	0.44 (J)	
3/17/2021	<1	
8/19/2021	0.8 (J)	
2/22/2022		<1
8/2/2022		<1
2/7/2023		<1
8/1/2023		0.57 (J)

ND substitution: RL or RL/2 if <15% NDs.

Mann-Whitney (Wilcoxon Rank Sum)

Constituent: Sulfate (mg/L) Analysis Run 3/6/2024 11:49 AM View: Appendix III - Mann-Whitney

Plant McIntosh Data: McIntosh LF4 CCR

	GWA-16	GWA-16
4/20/2016	0.53 (J)	
6/15/2016	0.67 (J)	
8/9/2016	<1	
9/27/2016	<1	
11/15/2016	<1	
1/11/2017	<1	
3/1/2017	<1	
4/20/2017	<1	
10/11/2017	<1	
1/11/2018	<1	
7/11/2018	<1	
1/29/2019	<1	
3/26/2019	0.9	
9/10/2019	0.83 (J)	
4/1/2020	0.73 (J)	
9/15/2020	0.44 (J)	
3/16/2021	<1	
8/17/2021	<1	
2/22/2022		<1
8/2/2022		<1
2/7/2023		<1
8/1/2023		0.48 (J)

ND substitution: RL or RL/2 if <15% NDs.

Mann-Whitney (Wilcoxon Rank Sum)

Constituent: Sulfate (mg/L) Analysis Run 3/6/2024 11:49 AM View: Appendix III - Mann-Whitney

Plant McIntosh Data: McIntosh LF4 CCR

	GWA-2	GWA-2
4/19/2016	1.27	
6/14/2016	1.7	
8/9/2016	<1	
9/26/2016	<1	
11/15/2016	<1	
1/10/2017	0.83 (J)	
2/28/2017	0.99 (J)	
4/19/2017	0.97 (J)	
10/10/2017	<1	
1/10/2018	<1	
7/11/2018	<1	
1/29/2019	0.64 (J)	
3/27/2019	<1	
9/11/2019	0.76 (J)	
4/1/2020	0.95 (J)	
9/15/2020	<1	
3/16/2021	<1	
8/17/2021	<1	
2/22/2022		<1
8/2/2022		<1
2/7/2023		<1
8/1/2023		<1

ND substitution: RL or RL/2 if <15% NDs.

Mann-Whitney (Wilcoxon Rank Sum)

Constituent: Sulfate (mg/L) Analysis Run 3/6/2024 11:49 AM View: Appendix III - Mann-Whitney

Plant McIntosh Data: McIntosh LF4 CCR

	GWA-3	GWA-3
4/19/2016	1.03	
6/14/2016	0.88 (J)	
8/9/2016	<1	
9/27/2016	0.9 (J)	
11/14/2016	<1	
1/10/2017	1.2	
2/28/2017	1.1	
4/19/2017	<1	
10/11/2017	<1	
1/10/2018	1.1	
7/11/2018	<1	
1/29/2019	<1	
3/27/2019	0.7	
9/11/2019	1	
4/1/2020	1.1	
9/15/2020	0.47 (J)	
3/16/2021	<1	
8/17/2021	<1	
2/22/2022		<1
8/2/2022		0.4 (J)
2/7/2023		<1
8/2/2023		0.62 (J)

ND substitution: RL or RL/2 if <15% NDs.

Mann-Whitney (Wilcoxon Rank Sum)

Constituent: Sulfate (mg/L) Analysis Run 3/6/2024 11:49 AM View: Appendix III - Mann-Whitney

Plant McIntosh Data: McIntosh LF4 CCR

	GWA-4A	GWA-4A
4/20/2016	7.31	
6/14/2016	8.6	
8/11/2016	3.7	
9/27/2016	4.6	
11/14/2016	7.4	
1/10/2017	4.7	
2/28/2017	4.1	
4/20/2017	5.9	
10/10/2017	7.3	
1/10/2018	7.6	
7/11/2018	14	
1/29/2019	8.7	
3/26/2019	11	
9/10/2019	9.8	
3/31/2020	6.2	
9/16/2020	4.1	
3/17/2021	3.5	
8/19/2021	5.4	
2/23/2022		2.7
8/3/2022		2
2/7/2023		1.7
8/1/2023		5.5

Mann-Whitney (Wilcoxon Rank Sum)

Constituent: Sulfate (mg/L) Analysis Run 3/6/2024 11:49 AM View: Appendix III - Mann-Whitney

Plant McIntosh Data: McIntosh LF4 CCR

	GWA-5	GWA-5
4/20/2016	0.367 (J)	
6/14/2016	0.48 (J)	
8/9/2016	<1	
9/27/2016	<1	
11/15/2016	<1	
1/11/2017	<1	
2/28/2017	<1	
4/20/2017	<1	
10/11/2017	<1	
1/10/2018	<1	
7/11/2018	<1	
1/29/2019	<1	
3/26/2019	0.68	
9/10/2019	0.77 (J)	
3/31/2020	0.76 (J)	
9/15/2020	<1	
3/17/2021	<1	
8/19/2021	<1	
2/22/2022		<1
8/2/2022		<1
2/7/2023		<1
8/1/2023		<1

ND substitution: RL or RL/2 if <15% NDs.

Mann-Whitney (Wilcoxon Rank Sum)

Constituent: Sulfate (mg/L) Analysis Run 3/6/2024 11:49 AM View: Appendix III - Mann-Whitney

Plant McIntosh Data: McIntosh LF4 CCR

	GWC-1	GWC-1
4/20/2016	1.79	
6/15/2016	2	
8/10/2016	0.96 (J)	
9/27/2016	0.75 (J)	
11/15/2016	0.97 (J)	
1/12/2017	1.7	
3/1/2017	2	
4/20/2017	1.3	
10/11/2017	1.3	
1/11/2018	1.6	
7/12/2018	1.1	
1/30/2019	2.1	
3/27/2019	1.6	
9/11/2019	1.3	
4/1/2020	2	
9/15/2020	1.6	
3/16/2021	1.6	
8/18/2021	1.2	
2/23/2022		1.6
8/3/2022		0.45 (J)
2/7/2023		0.64 (J)
8/2/2023		0.53 (J)

Mann-Whitney (Wilcoxon Rank Sum)

Constituent: Sulfate (mg/L) Analysis Run 3/6/2024 11:49 AM View: Appendix III - Mann-Whitney

Plant McIntosh Data: McIntosh LF4 CCR

	GWC-10	GWC-10
4/21/2016	1.93	
6/16/2016	2.3	
8/10/2016	2.9	
9/27/2016	3.2	
11/15/2016	3.5	
1/12/2017	4.2	
3/1/2017	3.5	
4/24/2017	3.5	
10/12/2017	2.7	
1/11/2018	2.6	
7/12/2018	5	
1/30/2019	5	
3/27/2019	4.3	
9/11/2019	5.2	
4/1/2020	2.2	
9/15/2020	3.6	
3/16/2021	2.4	
8/18/2021	3	
2/23/2022		3.4
8/3/2022		1.6
2/8/2023		1.8
8/2/2023		2.4

Mann-Whitney (Wilcoxon Rank Sum)

Constituent: Sulfate (mg/L) Analysis Run 3/6/2024 11:49 AM View: Appendix III - Mann-Whitney

Plant McIntosh Data: McIntosh LF4 CCR

	GWC-11	GWC-11
4/20/2016	4.37	
6/15/2016	5.7	
8/10/2016	4.5	
9/27/2016	4.4	
11/15/2016	4.4	
1/12/2017	4.6	
3/1/2017	4.5	
4/24/2017	4	
10/11/2017	4.5	
1/11/2018	3.5	
7/12/2018	5.9	
1/30/2019	4.3	
3/27/2019	5.4	
9/11/2019	3.8	
4/2/2020	3.4	
9/15/2020	5	
3/17/2021	5.6	
8/18/2021	4.1	
2/23/2022		2.9
8/2/2022		2.7
2/8/2023		1.9
8/2/2023		2.3

Mann-Whitney (Wilcoxon Rank Sum)

Constituent: Sulfate (mg/L) Analysis Run 3/6/2024 11:49 AM View: Appendix III - Mann-Whitney

Plant McIntosh Data: McIntosh LF4 CCR

	GWC-12	GWC-12
4/20/2016	0.601 (J)	
6/15/2016	0.8 (J)	
8/10/2016	<1	
9/27/2016	<1	
11/15/2016	<1	
1/12/2017	<1	
3/1/2017	<1	
4/20/2017	<1	
10/12/2017	<1	
1/11/2018	<1	
7/12/2018	<1	
1/30/2019	0.65 (J)	
3/27/2019	0.67	
9/11/2019	1	
4/1/2020	0.91 (J)	
9/16/2020	0.53 (J)	
3/16/2021	<1	
8/18/2021	<1	
2/23/2022		1.1
8/3/2022		<1
2/7/2023		<1
8/2/2023		0.56 (J)

ND substitution: RL or RL/2 if <15% NDs.

Mann-Whitney (Wilcoxon Rank Sum)

Constituent: Sulfate (mg/L) Analysis Run 3/6/2024 11:49 AM View: Appendix III - Mann-Whitney

Plant McIntosh Data: McIntosh LF4 CCR

	GWC-17	GWC-17
4/20/2016	2.93	
6/15/2016	1.8	
8/9/2016	1.6	
9/27/2016	1.5	
11/15/2016	1.3	
1/11/2017	1.1	
3/1/2017	1.3	
4/20/2017	0.77 (J)	
10/11/2017	<1	
1/11/2018	<1	
7/11/2018	<1	
1/29/2019	<1	
3/27/2019	<1	
9/11/2019	0.85 (J)	
4/1/2020	<1	
9/15/2020	<1	
3/16/2021	<1	
8/19/2021	<1	
2/22/2022		<1
8/2/2022		<1
2/8/2023		<1
8/2/2023		<1

ND substitution: RL or RL/2 if <15% NDs.

Mann-Whitney (Wilcoxon Rank Sum)

Constituent: Sulfate (mg/L) Analysis Run 3/6/2024 11:49 AM View: Appendix III - Mann-Whitney

Plant McIntosh Data: McIntosh LF4 CCR

	GWC-18	GWC-18
4/19/2016	4.84	
6/16/2016	9 (O)	
8/11/2016	5	
9/28/2016	5.1	
11/16/2016	4.9	
1/11/2017	5.2	
3/1/2017	4.6	
4/25/2017	4.6	
10/12/2017	4	
12/13/2017	4	
1/12/2018	4.5	
7/11/2018	5	
1/30/2019	5.8	
3/27/2019	4.8	
9/11/2019	4.5	
4/1/2020	4.1	
9/15/2020	2.7	
3/17/2021	3.5	
8/19/2021	3.5	
2/23/2022		4.5
8/2/2022		1.8
2/7/2023		2
8/2/2023		2.4

Mann-Whitney (Wilcoxon Rank Sum)

Constituent: Sulfate (mg/L) Analysis Run 3/6/2024 11:49 AM View: Appendix III - Mann-Whitney

Plant McIntosh Data: McIntosh LF4 CCR

	GWC-19	GWC-19
4/19/2016	2.21	
6/16/2016	2.5	
8/10/2016	2.7	
9/28/2016	2.5	
11/15/2016	2.2	
1/16/2017	2.1	
3/1/2017	1.9	
4/25/2017	1.6	
10/12/2017	1.7	
1/12/2018	1.5	
7/11/2018	1.4	
1/29/2019	1.4	
3/27/2019	1.6	
9/11/2019	1.8	
4/1/2020	2.1	
9/16/2020	1.6	
3/16/2021	1.9	
8/19/2021	2.5	
2/23/2022		3.1
8/3/2022		1.7
2/8/2023		2
8/2/2023		2.2

Mann-Whitney (Wilcoxon Rank Sum)

Constituent: Sulfate (mg/L) Analysis Run 3/6/2024 11:49 AM View: Appendix III - Mann-Whitney

Plant McIntosh Data: McIntosh LF4 CCR

	GWC-20	GWC-20
4/21/2016	5.25	
6/16/2016	3.9	
8/10/2016	2.8	
9/27/2016	2.6	
11/15/2016	1.9	
1/13/2017	1.8	
3/1/2017	1.7	
4/25/2017	1.3	
10/12/2017	1.1	
1/12/2018	0.86 (J)	
7/11/2018	0.9 (J)	
1/29/2019	1.3	
3/27/2019	1.7	
9/11/2019	0.97 (J)	
4/1/2020	1.6	
9/15/2020	0.67 (J)	
3/16/2021	0.98 (J)	
8/19/2021	1.3	
2/22/2022		1.4
8/3/2022		<1
2/8/2023		<1
8/2/2023		0.82 (J)

ND substitution: RL or RL/2 if <15% NDs.

Mann-Whitney (Wilcoxon Rank Sum)

Constituent: Sulfate (mg/L) Analysis Run 3/6/2024 11:49 AM View: Appendix III - Mann-Whitney

Plant McIntosh Data: McIntosh LF4 CCR

	GWC-21	GWC-21
4/21/2016	1.99	
6/16/2016	1.6	
8/10/2016	1.1	
9/27/2016	1.1	
11/15/2016	1	
1/12/2017	1.2	
3/1/2017	1.2	
4/24/2017	0.95 (J)	
10/12/2017	0.72 (J)	
1/11/2018	<1	
7/11/2018	<1	
1/30/2019	0.72 (J)	
3/27/2019	0.92	
9/11/2019	0.94 (J)	
4/1/2020	0.81 (J)	
9/15/2020	0.56 (J)	
3/17/2021	<1	
8/19/2021	0.79 (J)	
2/23/2022		1
8/4/2022		<1
2/8/2023		<1
8/3/2023		0.54 (J)

ND substitution: RL or RL/2 if <15% NDs.

Mann-Whitney (Wilcoxon Rank Sum)

Constituent: Sulfate (mg/L) Analysis Run 3/6/2024 11:49 AM View: Appendix III - Mann-Whitney

Plant McIntosh Data: McIntosh LF4 CCR

	GWC-23	GWC-23
6/16/2016	9.2 (o)	
8/10/2016	3.1	
9/28/2016	3.1	
11/16/2016	3.2	
1/17/2017	2.6	
3/2/2017	3.3	
4/25/2017	2.4	
7/13/2017	2.1	
10/12/2017	2.1	
1/12/2018	1.9	
7/12/2018	2	
1/30/2019	2.4	
3/27/2019	2.8	
9/11/2019	2.5	
4/1/2020	2	
9/15/2020	1.9	
3/17/2021	1.8	
8/19/2021	1.9	
2/23/2022		2.4
8/4/2022		1.8
2/8/2023		1.7
8/3/2023		2.9

Mann-Whitney (Wilcoxon Rank Sum)

Constituent: Sulfate (mg/L) Analysis Run 3/6/2024 11:49 AM View: Appendix III - Mann-Whitney

Plant McIntosh Data: McIntosh LF4 CCR

	GWC-9	GWC-9
4/19/2016	3.84	
6/15/2016	3.8	
8/10/2016	1.6	
9/27/2016	0.91 (J)	
11/15/2016	<1	
1/13/2017	<1	
3/1/2017	1.5	
4/24/2017	1.2	
10/12/2017	2.3	
1/12/2018	<1	
7/12/2018	<1	
1/30/2019	0.58 (J)	
3/27/2019	1.2	
9/11/2019	0.92 (J)	
4/1/2020	4.1	
9/16/2020	<1	
3/17/2021	<1	
8/19/2021	<1	
2/23/2022		<1
8/3/2022		<1
2/8/2023		<1
8/2/2023		0.42 (J)

ND substitution: RL or RL/2 if <15% NDs.

FIGURE F.

Appendix III - Upgradient Wells Trend Test - Significant Results

Plant McIntosh Client: Southern Company Data: McIntosh LF4 CCR Printed 3/11/2024, 4:58 PM

Constituent	Well	Slope	Calc.	Critical	Sig.	N	%NDs	Normality	Xform	Alpha	Method
Calcium (mg/L)	**GWA-13 (bg)**	**0.0198**	**108**	**98**	**Yes**	**23**	**0**	**n/a**	**n/a**	**0.01**	**NP**
Calcium (mg/L)	**GWA-15 (bg)**	**0.06636**	**99**	**98**	**Yes**	**23**	**0**	**n/a**	**n/a**	**0.01**	**NP**
Calcium (mg/L)	**GWA-16 (bg)**	**0.008964**	**111**	**98**	**Yes**	**23**	**0**	**n/a**	**n/a**	**0.01**	**NP**
Calcium (mg/L)	**GWA-2 (bg)**	**-0.02304**	**-112**	**-98**	**Yes**	**23**	**0**	**n/a**	**n/a**	**0.01**	**NP**
Calcium (mg/L)	**GWA-3 (bg)**	**-0.01631**	**-101**	**-98**	**Yes**	**23**	**0**	**n/a**	**n/a**	**0.01**	**NP**
Calcium (mg/L)	**GWA-4A (bg)**	**-0.1422**	**-154**	**-98**	**Yes**	**23**	**0**	**n/a**	**n/a**	**0.01**	**NP**
Calcium (mg/L)	**GWC-18 (bg)**	**-1.375**	**-156**	**-105**	**Yes**	**24**	**0**	**n/a**	**n/a**	**0.01**	**NP**
Chloride (mg/L)	**GWA-3 (bg)**	**-0.5214**	**-213**	**-98**	**Yes**	**23**	**0**	**n/a**	**n/a**	**0.01**	**NP**
Chloride (mg/L)	**GWC-17 (bg)**	**0.07157**	**109**	**98**	**Yes**	**23**	**0**	**n/a**	**n/a**	**0.01**	**NP**
Fluoride (mg/L)	**GWC-18 (bg)**	**-0.01629**	**-106**	**-105**	**Yes**	**24**	**0**	**n/a**	**n/a**	**0.01**	**NP**
pH (S.U.)	**GWA-13 (bg)**	**-0.0399**	**-127**	**-111**	**Yes**	**25**	**0**	**n/a**	**n/a**	**0.01**	**NP**
pH (S.U.)	**GWA-14 (bg)**	**-0.04808**	**-164**	**-111**	**Yes**	**25**	**0**	**n/a**	**n/a**	**0.01**	**NP**
pH (S.U.)	**GWA-16 (bg)**	**-0.03529**	**-154**	**-111**	**Yes**	**25**	**0**	**n/a**	**n/a**	**0.01**	**NP**
pH (S.U.)	**GWA-4A (bg)**	**-0.07833**	**-127**	**-111**	**Yes**	**25**	**0**	**n/a**	**n/a**	**0.01**	**NP**
pH (S.U.)	**GWA-5 (bg)**	**-0.06775**	**-180**	**-111**	**Yes**	**25**	**0**	**n/a**	**n/a**	**0.01**	**NP**
pH (S.U.)	**GWC-18 (bg)**	**-0.07432**	**-139**	**-111**	**Yes**	**25**	**0**	**n/a**	**n/a**	**0.01**	**NP**

Appendix III - Upgradient Wells Trend Test - All Results

Plant McIntosh Client: Southern Company Data: McIntosh LF4 CCR Printed 3/11/2024, 4:58 PM

Constituent	Well	Slope	Calc.	Critical	Sig.	N	%NDs	Normality	Xform	Alpha	Method
Boron (mg/L)	GWA-13 (bg)	0	-16	-98	No	23	82.61	n/a	n/a	0.01	NP
Boron (mg/L)	GWA-14 (bg)	0	13	98	No	23	86.96	n/a	n/a	0.01	NP
Boron (mg/L)	GWA-15 (bg)	0	20	98	No	23	95.65	n/a	n/a	0.01	NP
Boron (mg/L)	GWA-16 (bg)	0	9	98	No	23	91.3	n/a	n/a	0.01	NP
Boron (mg/L)	GWA-2 (bg)	0	9	98	No	23	73.91	n/a	n/a	0.01	NP
Boron (mg/L)	GWA-3 (bg)	0	-44	-98	No	23	78.26	n/a	n/a	0.01	NP
Boron (mg/L)	GWA-4A (bg)	0	-15	-98	No	23	73.91	n/a	n/a	0.01	NP
Boron (mg/L)	GWA-5 (bg)	0	-23	-98	No	23	82.61	n/a	n/a	0.01	NP
Boron (mg/L)	GWC-17 (bg)	0	20	98	No	23	95.65	n/a	n/a	0.01	NP
Boron (mg/L)	GWC-18 (bg)	0	20	98	No	23	95.65	n/a	n/a	0.01	NP
Calcium (mg/L)	**GWA-13 (bg)**	**0.0198**	**108**	**98**	**Yes**	**23**	**0**	**n/a**	**n/a**	**0.01**	**NP**
Calcium (mg/L)	GWA-14 (bg)	0.003259	31	98	No	23	0	n/a	n/a	0.01	NP
Calcium (mg/L)	**GWA-15 (bg)**	**0.06636**	**99**	**98**	**Yes**	**23**	**0**	**n/a**	**n/a**	**0.01**	**NP**
Calcium (mg/L)	**GWA-16 (bg)**	**0.008964**	**111**	**98**	**Yes**	**23**	**0**	**n/a**	**n/a**	**0.01**	**NP**
Calcium (mg/L)	**GWA-2 (bg)**	**-0.02304**	**-112**	**-98**	**Yes**	**23**	**0**	**n/a**	**n/a**	**0.01**	**NP**
Calcium (mg/L)	**GWA-3 (bg)**	**-0.01631**	**-101**	**-98**	**Yes**	**23**	**0**	**n/a**	**n/a**	**0.01**	**NP**
Calcium (mg/L)	**GWA-4A (bg)**	**-0.1422**	**-154**	**-98**	**Yes**	**23**	**0**	**n/a**	**n/a**	**0.01**	**NP**
Calcium (mg/L)	GWA-5 (bg)	-0.08153	-83	-98	No	23	0	n/a	n/a	0.01	NP
Calcium (mg/L)	GWC-17 (bg)	0	39	98	No	23	0	n/a	n/a	0.01	NP
Calcium (mg/L)	**GWC-18 (bg)**	**-1.375**	**-156**	**-105**	**Yes**	**24**	**0**	**n/a**	**n/a**	**0.01**	**NP**
Chloride (mg/L)	GWA-13 (bg)	0	-7	-98	No	23	0	n/a	n/a	0.01	NP
Chloride (mg/L)	GWA-14 (bg)	-0.04205	-89	-98	No	23	0	n/a	n/a	0.01	NP
Chloride (mg/L)	GWA-15 (bg)	-0.0257	-35	-98	No	23	0	n/a	n/a	0.01	NP
Chloride (mg/L)	GWA-16 (bg)	0	8	98	No	23	0	n/a	n/a	0.01	NP
Chloride (mg/L)	GWA-2 (bg)	-0.06166	-98	-98	No	23	0	n/a	n/a	0.01	NP
Chloride (mg/L)	**GWA-3 (bg)**	**-0.5214**	**-213**	**-98**	**Yes**	**23**	**0**	**n/a**	**n/a**	**0.01**	**NP**
Chloride (mg/L)	GWA-4A (bg)	0.01805	25	98	No	23	0	n/a	n/a	0.01	NP
Chloride (mg/L)	GWA-5 (bg)	0.05607	79	92	No	22	0	n/a	n/a	0.01	NP
Chloride (mg/L)	**GWC-17 (bg)**	**0.07157**	**109**	**98**	**Yes**	**23**	**0**	**n/a**	**n/a**	**0.01**	**NP**
Chloride (mg/L)	GWC-18 (bg)	-0.05892	-85	-98	No	23	0	n/a	n/a	0.01	NP
Fluoride (mg/L)	GWA-13 (bg)	0	-6	-98	No	23	82.61	n/a	n/a	0.01	NP
Fluoride (mg/L)	GWA-14 (bg)	0	4	98	No	23	82.61	n/a	n/a	0.01	NP
Fluoride (mg/L)	GWA-15 (bg)	0	4	98	No	23	82.61	n/a	n/a	0.01	NP
Fluoride (mg/L)	GWA-16 (bg)	0	9	98	No	23	86.96	n/a	n/a	0.01	NP
Fluoride (mg/L)	GWA-2 (bg)	0	-30	-98	No	23	60.87	n/a	n/a	0.01	NP
Fluoride (mg/L)	GWA-3 (bg)	0	-10	-98	No	23	82.61	n/a	n/a	0.01	NP
Fluoride (mg/L)	GWA-4A (bg)	0	-10	-98	No	23	82.61	n/a	n/a	0.01	NP
Fluoride (mg/L)	GWA-5 (bg)	0	-29	-98	No	23	69.57	n/a	n/a	0.01	NP
Fluoride (mg/L)	GWC-17 (bg)	0	-11	-98	No	23	4.348	n/a	n/a	0.01	NP
Fluoride (mg/L)	**GWC-18 (bg)**	**-0.01629**	**-106**	**-105**	**Yes**	**24**	**0**	**n/a**	**n/a**	**0.01**	**NP**
pH (S.U.)	**GWA-13 (bg)**	**-0.0399**	**-127**	**-111**	**Yes**	**25**	**0**	**n/a**	**n/a**	**0.01**	**NP**
pH (S.U.)	**GWA-14 (bg)**	**-0.04808**	**-164**	**-111**	**Yes**	**25**	**0**	**n/a**	**n/a**	**0.01**	**NP**
pH (S.U.)	GWA-15 (bg)	-0.01267	-28	-111	No	25	0	n/a	n/a	0.01	NP
pH (S.U.)	**GWA-16 (bg)**	**-0.03529**	**-154**	**-111**	**Yes**	**25**	**0**	**n/a**	**n/a**	**0.01**	**NP**
pH (S.U.)	GWA-2 (bg)	-0.03252	-110	-111	No	25	0	n/a	n/a	0.01	NP
pH (S.U.)	GWA-3 (bg)	-0.01933	-78	-111	No	25	0	n/a	n/a	0.01	NP
pH (S.U.)	**GWA-4A (bg)**	**-0.07833**	**-127**	**-111**	**Yes**	**25**	**0**	**n/a**	**n/a**	**0.01**	**NP**
pH (S.U.)	**GWA-5 (bg)**	**-0.06775**	**-180**	**-111**	**Yes**	**25**	**0**	**n/a**	**n/a**	**0.01**	**NP**
pH (S.U.)	GWC-17 (bg)	0	9	111	No	25	0	n/a	n/a	0.01	NP
pH (S.U.)	**GWC-18 (bg)**	**-0.07432**	**-139**	**-111**	**Yes**	**25**	**0**	**n/a**	**n/a**	**0.01**	**NP**
Total Dissolved Solids (mg/L)	GWA-13 (bg)	1.022	43	98	No	23	17.39	n/a	n/a	0.01	NP
Total Dissolved Solids (mg/L)	GWA-14 (bg)	0.2766	17	98	No	23	13.04	n/a	n/a	0.01	NP
Total Dissolved Solids (mg/L)	GWA-15 (bg)	1.629	63	98	No	23	8.696	n/a	n/a	0.01	NP
Total Dissolved Solids (mg/L)	GWA-16 (bg)	1.341	57	98	No	23	17.39	n/a	n/a	0.01	NP
Total Dissolved Solids (mg/L)	GWA-2 (bg)	1.758	44	98	No	23	4.348	n/a	n/a	0.01	NP
Total Dissolved Solids (mg/L)	GWA-3 (bg)	-0.3609	-14	-98	No	23	8.696	n/a	n/a	0.01	NP
Total Dissolved Solids (mg/L)	GWA-4A (bg)	-0.5321	-36	-98	No	23	13.04	n/a	n/a	0.01	NP
Total Dissolved Solids (mg/L)	GWA-5 (bg)	0.4171	8	98	No	23	8.696	n/a	n/a	0.01	NP
Total Dissolved Solids (mg/L)	GWC-17 (bg)	1.337	40	98	No	23	4.348	n/a	n/a	0.01	NP
Total Dissolved Solids (mg/L)	GWC-18 (bg)	-3.78	-52	-98	No	23	0	n/a	n/a	0.01	NP

Sanitas™ v.10.0.16 . UG
Hollow symbols indicate censored values.

Sen's Slope Estimator

GWA-13 (bg)

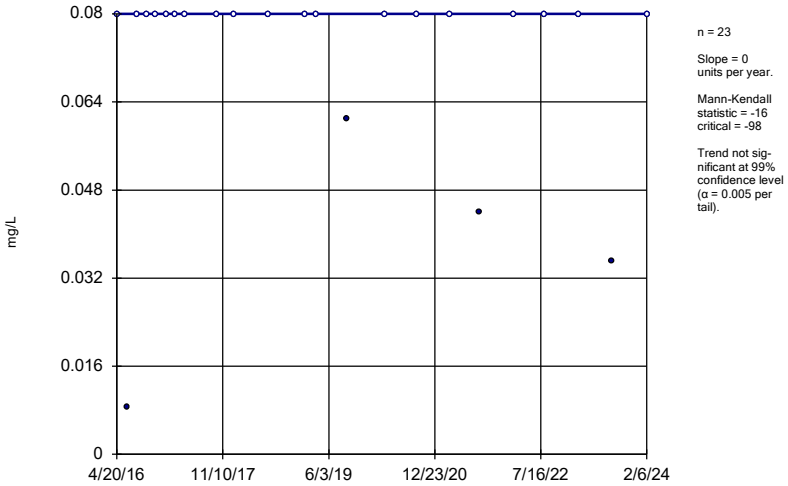

n = 23

Slope = 0 units per year.

Mann-Kendall statistic = -16 critical = -98

Trend not significant at 99% confidence level (α = 0.005 per tail).

Constituent: Boron Analysis Run 3/11/2024 4:56 PM View: Appendix III - Interwell Upgradient
Plant McIntosh Client: Southern Company Data: McIntosh LF4 CCR

Sanitas™ v.10.0.16 . UG
Hollow symbols indicate censored values.

Sen's Slope Estimator

GWA-14 (bg)

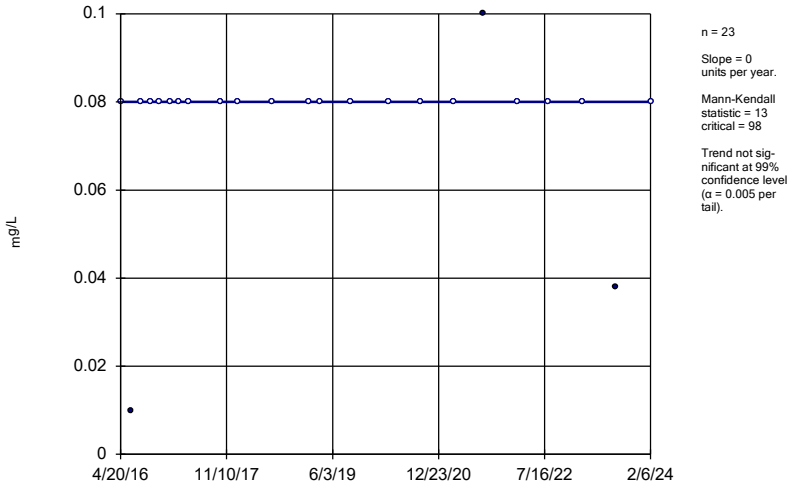

n = 23

Slope = 0 units per year.

Mann-Kendall statistic = 13 critical = 98

Trend not significant at 99% confidence level (α = 0.005 per tail).

Constituent: Boron Analysis Run 3/11/2024 4:56 PM View: Appendix III - Interwell Upgradient
Plant McIntosh Client: Southern Company Data: McIntosh LF4 CCR

Sanitas™ v.10.0.16 . UG
Hollow symbols indicate censored values.

Sen's Slope Estimator

GWA-15 (bg)

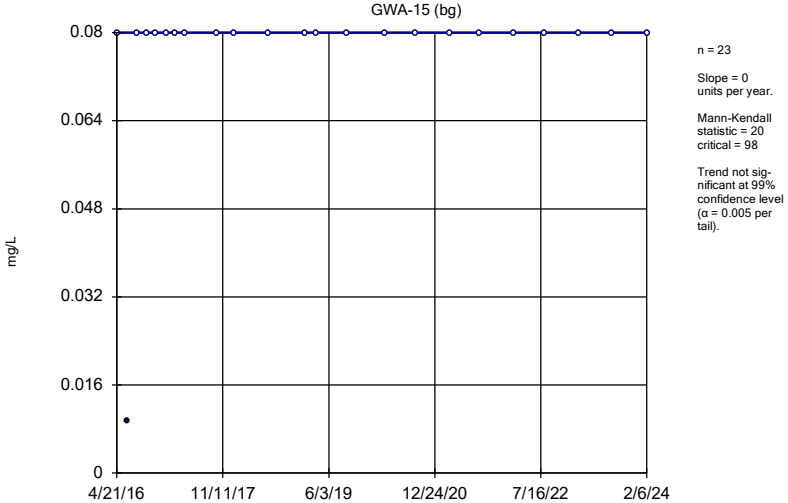

n = 23

Slope = 0 units per year.

Mann-Kendall statistic = 20 critical = 98

Trend not significant at 99% confidence level (α = 0.005 per tail).

Constituent: Boron Analysis Run 3/11/2024 4:56 PM View: Appendix III - Interwell Upgradient
Plant McIntosh Client: Southern Company Data: McIntosh LF4 CCR

Sanitas™ v.10.0.16 . UG
Hollow symbols indicate censored values.

Sen's Slope Estimator

GWA-16 (bg)

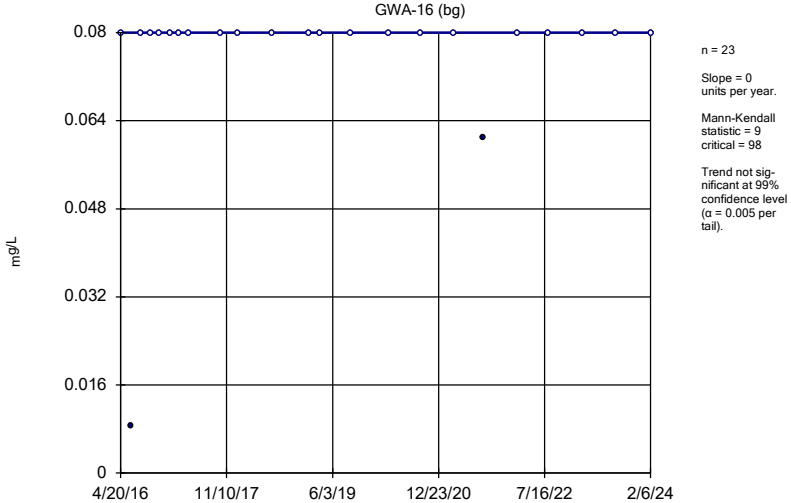

n = 23

Slope = 0 units per year.

Mann-Kendall statistic = 9 critical = 98

Trend not significant at 99% confidence level (α = 0.005 per tail).

Constituent: Boron Analysis Run 3/11/2024 4:56 PM View: Appendix III - Interwell Upgradient
Plant McIntosh Client: Southern Company Data: McIntosh LF4 CCR

Sanitas™ v.10.0.16 . UG
Hollow symbols indicate censored values.

Sen's Slope Estimator

GWA-2 (bg)

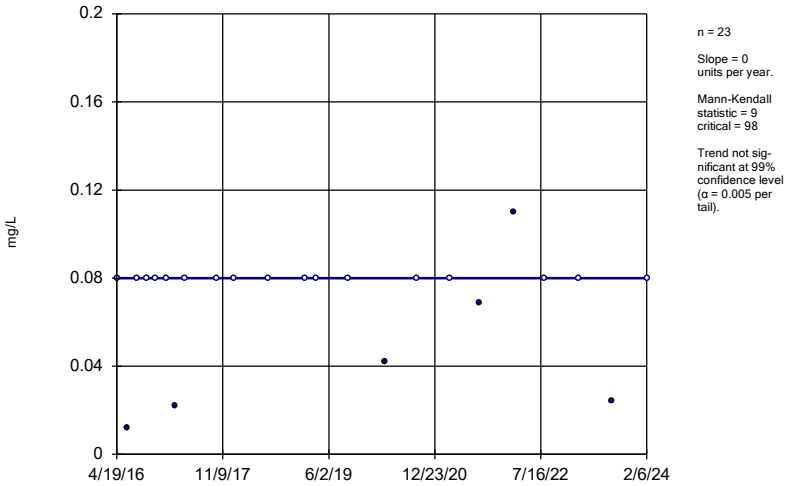

n = 23

Slope = 0 units per year.

Mann-Kendall statistic = 9 critical = 98

Trend not significant at 99% confidence level (α = 0.005 per tail).

Constituent: Boron Analysis Run 3/11/2024 4:56 PM View: Appendix III - Interwell Upgradient
Plant McIntosh Client: Southern Company Data: McIntosh LF4 CCR

Sanitas™ v.10.0.16 . UG
Hollow symbols indicate censored values.

Sen's Slope Estimator

GWA-3 (bg)

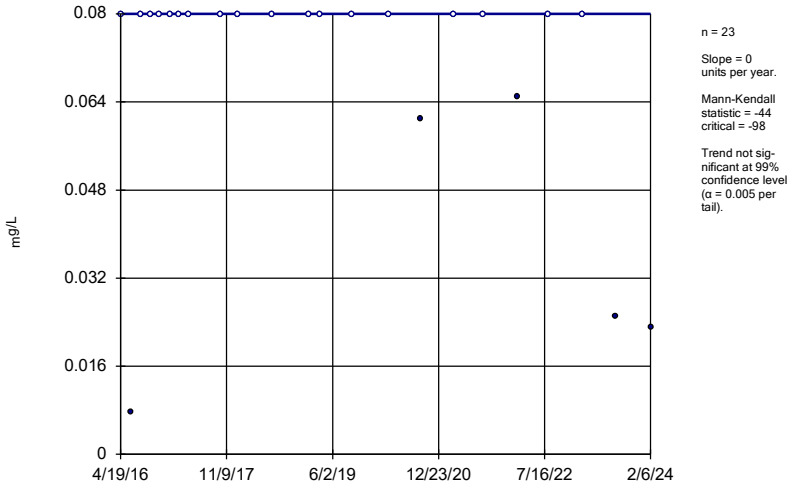

n = 23

Slope = 0 units per year.

Mann-Kendall statistic = -44 critical = -98

Trend not significant at 99% confidence level (α = 0.005 per tail).

Constituent: Boron Analysis Run 3/11/2024 4:56 PM View: Appendix III - Interwell Upgradient
Plant McIntosh Client: Southern Company Data: McIntosh LF4 CCR

Sanitas™ v.10.0.16 . UG
Hollow symbols indicate censored values.

Sen's Slope Estimator

GWA-4A (bg)

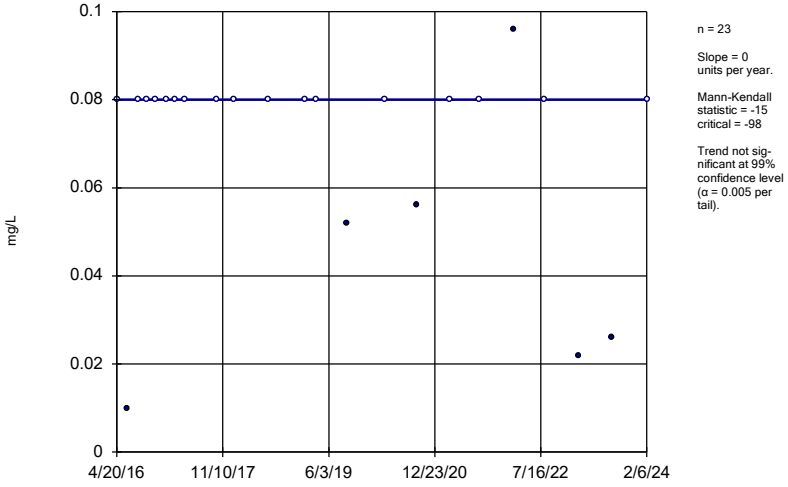

n = 23

Slope = 0 units per year.

Mann-Kendall statistic = -15 critical = -98

Trend not significant at 99% confidence level (α = 0.005 per tail).

Constituent: Boron Analysis Run 3/11/2024 4:56 PM View: Appendix III - Interwell Upgradient
Plant McIntosh Client: Southern Company Data: McIntosh LF4 CCR

Sanitas™ v.10.0.16 . UG
Hollow symbols indicate censored values.

Sen's Slope Estimator

GWA-5 (bg)

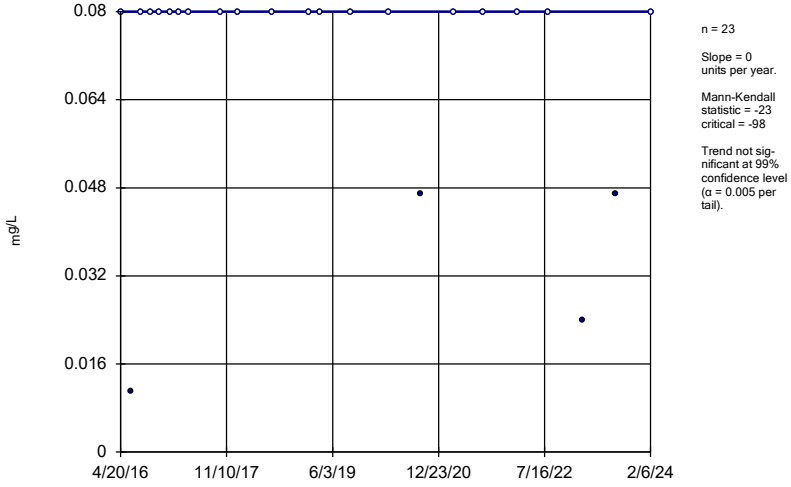

n = 23

Slope = 0 units per year.

Mann-Kendall statistic = -23 critical = -98

Trend not significant at 99% confidence level (α = 0.005 per tail).

Constituent: Boron Analysis Run 3/11/2024 4:56 PM View: Appendix III - Interwell Upgradient
Plant McIntosh Client: Southern Company Data: McIntosh LF4 CCR

Sanitas™ v.10.0.16 . UG
Hollow symbols indicate censored values.

Sen's Slope Estimator

GWC-17 (bg)

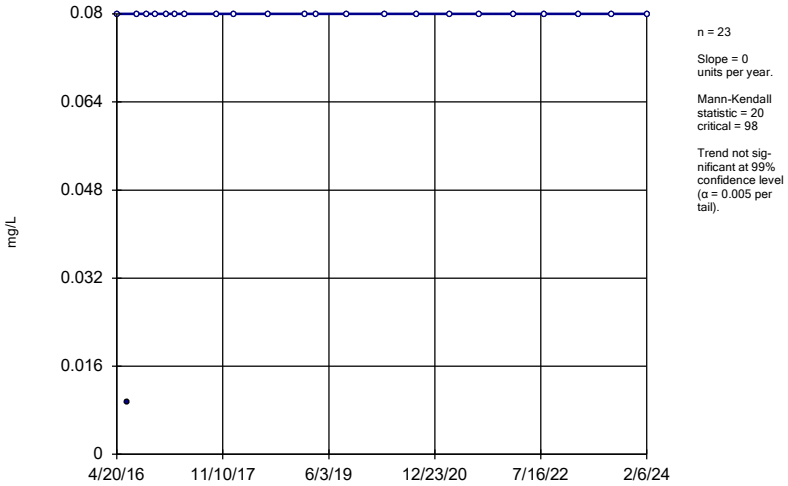

n = 23

Slope = 0 units per year.

Mann-Kendall statistic = 20 critical = 98

Trend not significant at 99% confidence level (α = 0.005 per tail).

Constituent: Boron Analysis Run 3/11/2024 4:56 PM View: Appendix III - Interwell Upgradient
Plant McIntosh Client: Southern Company Data: McIntosh LF4 CCR

Sanitas™ v.10.0.16 . UG
Hollow symbols indicate censored values.

Sen's Slope Estimator

GWC-18 (bg)

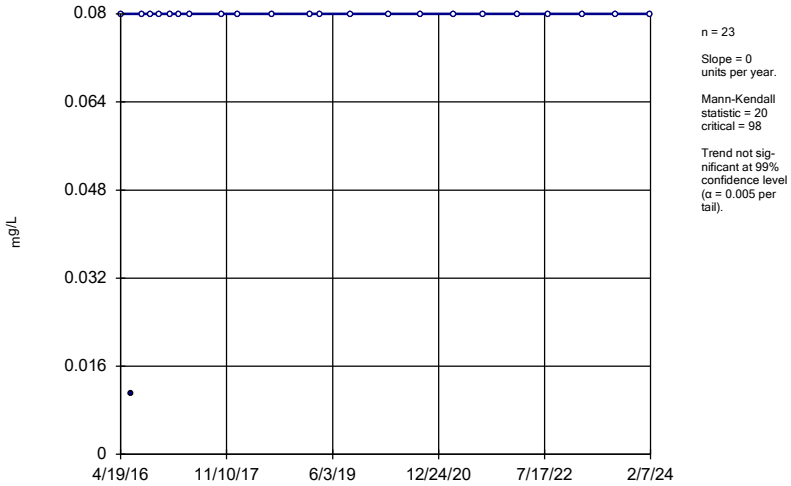

n = 23

Slope = 0 units per year.

Mann-Kendall statistic = 20 critical = 98

Trend not significant at 99% confidence level (α = 0.005 per tail).

Constituent: Boron Analysis Run 3/11/2024 4:56 PM View: Appendix III - Interwell Upgradient
Plant McIntosh Client: Southern Company Data: McIntosh LF4 CCR

Sanitas™ v.10.0.16 . UG

Sen's Slope Estimator

GWA-13 (bg)

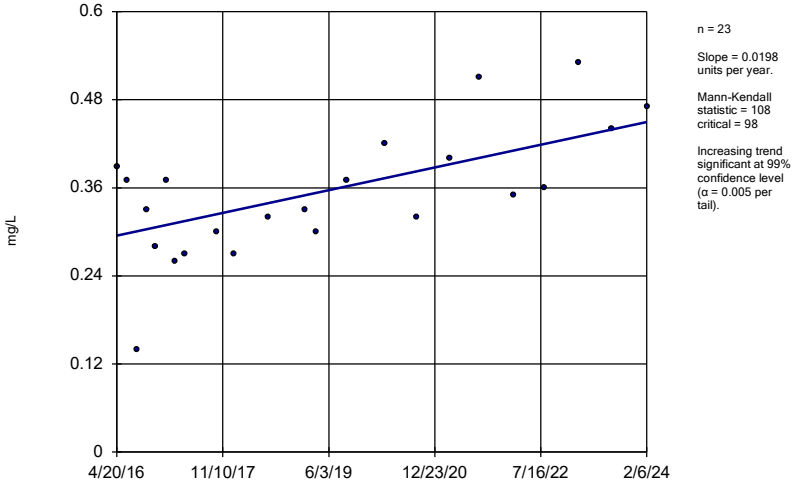

n = 23

Slope = 0.0198 units per year.

Mann-Kendall statistic = 108 critical = 98

Increasing trend significant at 99% confidence level (α = 0.005 per tail).

Constituent: Calcium Analysis Run 3/11/2024 4:56 PM View: Appendix III - Interwell Upgradient
Plant McIntosh Client: Southern Company Data: McIntosh LF4 CCR

Sanitas™ v.10.0.16 . UG

Sen's Slope Estimator

GWA-14 (bg)

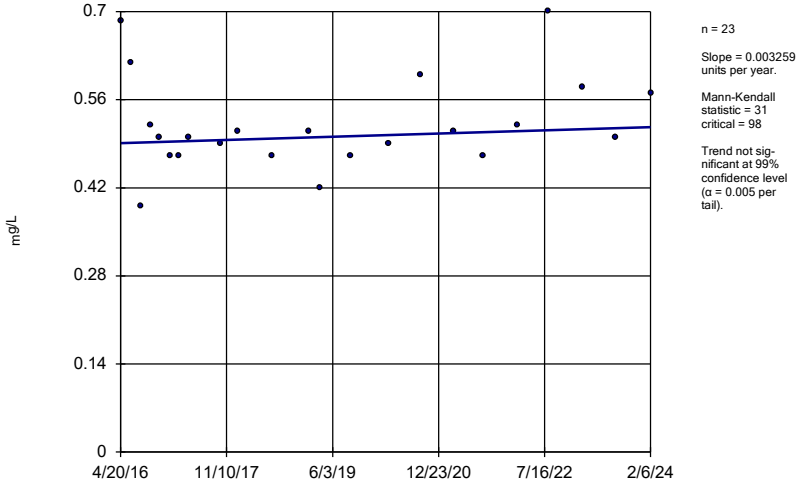

n = 23

Slope = 0.003259 units per year.

Mann-Kendall statistic = 31 critical = 98

Trend not significant at 99% confidence level (α = 0.005 per tail).

Constituent: Calcium Analysis Run 3/11/2024 4:56 PM View: Appendix III - Interwell Upgradient
Plant McIntosh Client: Southern Company Data: McIntosh LF4 CCR

Sanitas™ v.10.0.16 . UG

Sen's Slope Estimator

GWA-15 (bg)

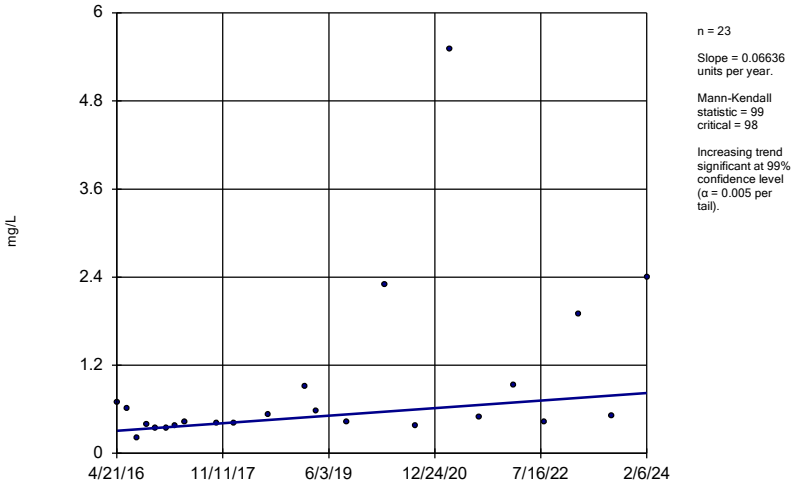

n = 23

Slope = 0.06636 units per year.

Mann-Kendall statistic = 99
critical = 98

Increasing trend significant at 99% confidence level (α = 0.005 per tail).

Constituent: Calcium Analysis Run 3/11/2024 4:56 PM View: Appendix III - Interwell Upgradient
Plant McIntosh Client: Southern Company Data: McIntosh LF4 CCR

Sanitas™ v.10.0.16 . UG

Sen's Slope Estimator

GWA-16 (bg)

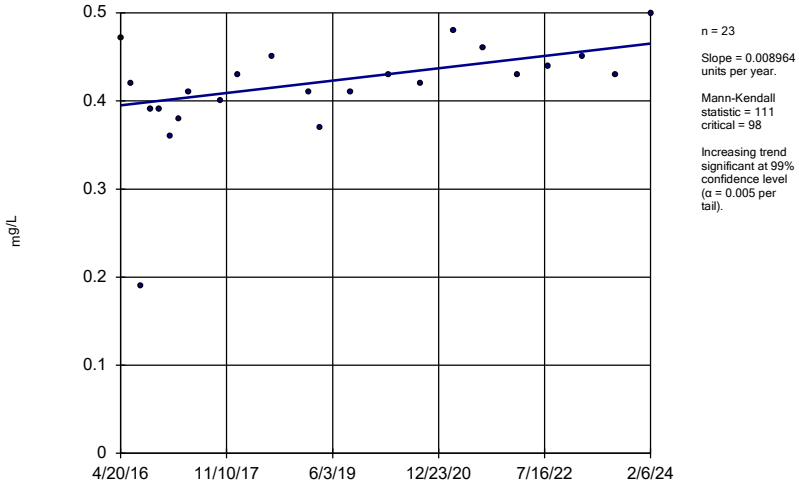

n = 23

Slope = 0.008964 units per year.

Mann-Kendall statistic = 111
critical = 98

Increasing trend significant at 99% confidence level (α = 0.005 per tail).

Constituent: Calcium Analysis Run 3/11/2024 4:56 PM View: Appendix III - Interwell Upgradient
Plant McIntosh Client: Southern Company Data: McIntosh LF4 CCR

Sanitas™ v.10.0.16 . UG

Sen's Slope Estimator

GWA-2 (bg)

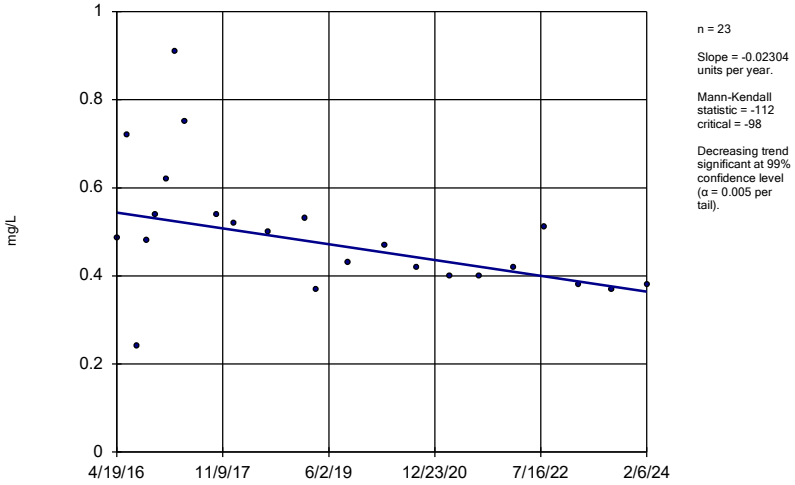

n = 23

Slope = -0.02304 units per year.

Mann-Kendall statistic = -112
critical = -98

Decreasing trend significant at 99% confidence level (α = 0.005 per tail).

Constituent: Calcium Analysis Run 3/11/2024 4:56 PM View: Appendix III - Interwell Upgradient
Plant McIntosh Client: Southern Company Data: McIntosh LF4 CCR

Sanitas™ v.10.0.16 . UG

Sen's Slope Estimator

GWA-3 (bg)

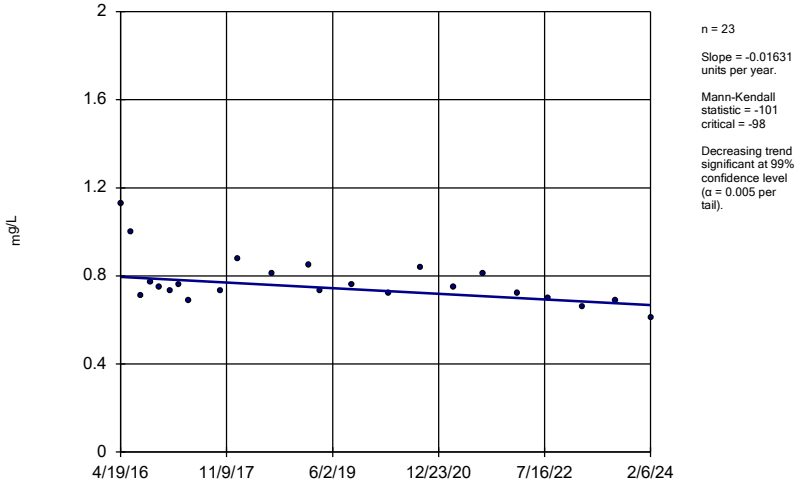

n = 23

Slope = -0.01631 units per year.

Mann-Kendall statistic = -101
critical = -98

Decreasing trend significant at 99% confidence level (α = 0.005 per tail).

Constituent: Calcium Analysis Run 3/11/2024 4:56 PM View: Appendix III - Interwell Upgradient
Plant McIntosh Client: Southern Company Data: McIntosh LF4 CCR

Sanitas™ v.10.0.16 . UG

Sen's Slope Estimator

GWA-4A (bg)

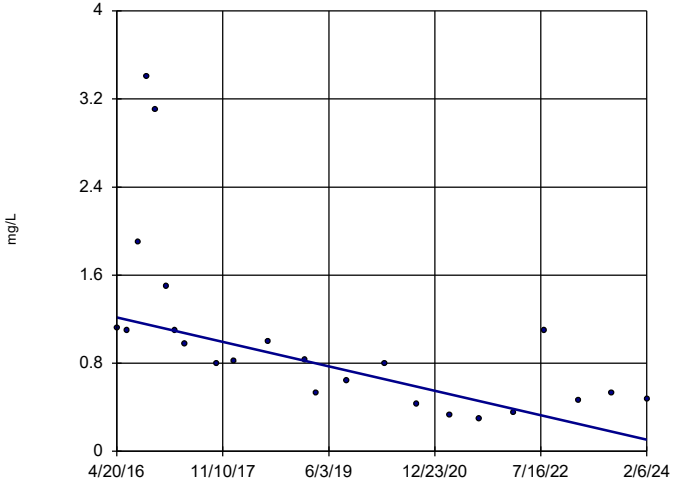

n = 23

Slope = -0.1422 units per year.

Mann-Kendall statistic = -154 critical = -98

Decreasing trend significant at 99% confidence level (α = 0.005 per tail).

Constituent: Calcium Analysis Run 3/11/2024 4:56 PM View: Appendix III - Interwell Upgradient
Plant McIntosh Client: Southern Company Data: McIntosh LF4 CCR

Sanitas™ v.10.0.16 . UG

Sen's Slope Estimator

GWA-5 (bg)

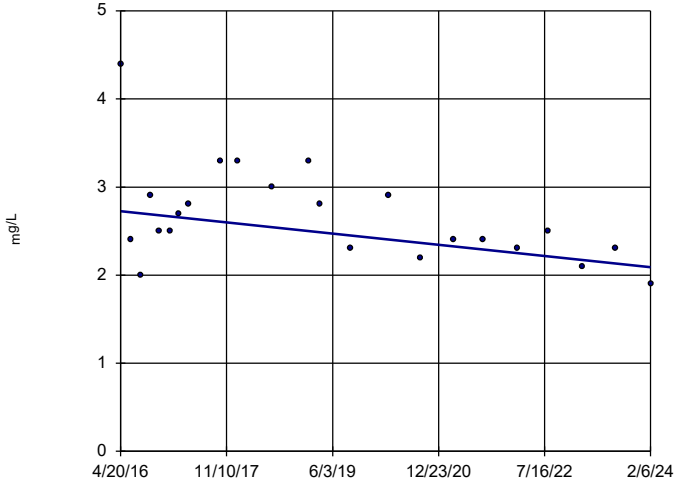

n = 23

Slope = -0.08153 units per year.

Mann-Kendall statistic = -83 critical = -98

Trend not significant at 99% confidence level (α = 0.005 per tail).

Constituent: Calcium Analysis Run 3/11/2024 4:56 PM View: Appendix III - Interwell Upgradient
Plant McIntosh Client: Southern Company Data: McIntosh LF4 CCR

Sanitas™ v.10.0.16 . UG

Sen's Slope Estimator

GWC-17 (bg)

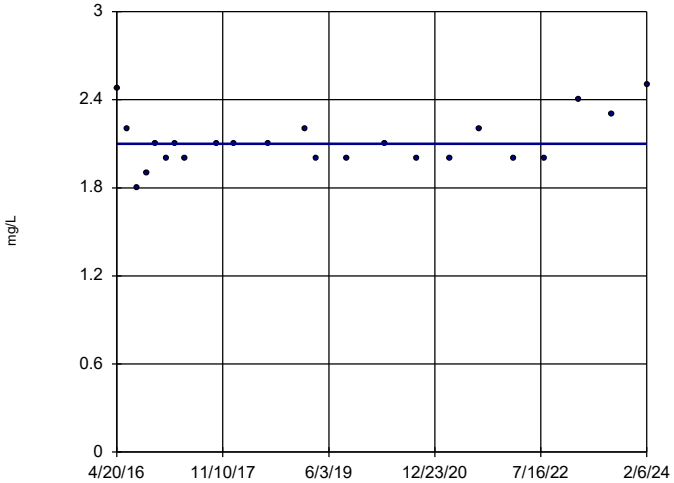

n = 23

Slope = 0 units per year.

Mann-Kendall statistic = 39 critical = 98

Trend not significant at 99% confidence level (α = 0.005 per tail).

Constituent: Calcium Analysis Run 3/11/2024 4:56 PM View: Appendix III - Interwell Upgradient
Plant McIntosh Client: Southern Company Data: McIntosh LF4 CCR

Sanitas™ v.10.0.16 . UG

Sen's Slope Estimator

GWC-18 (bg)

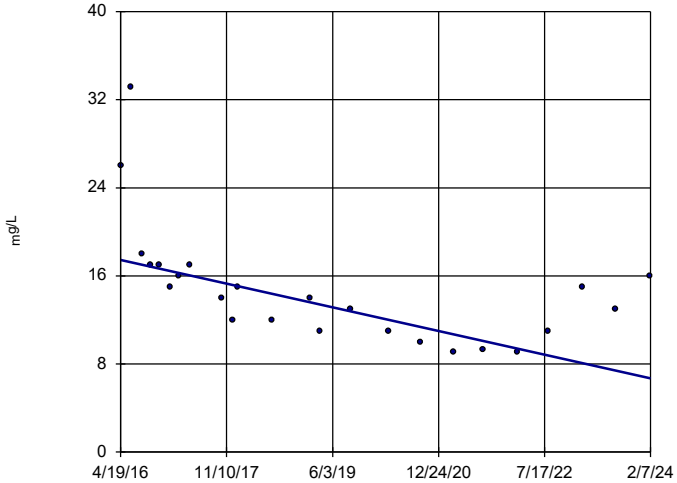

n = 24

Slope = -1.375 units per year.

Mann-Kendall statistic = -156 critical = -105

Decreasing trend significant at 99% confidence level (α = 0.005 per tail).

Constituent: Calcium Analysis Run 3/11/2024 4:56 PM View: Appendix III - Interwell Upgradient
Plant McIntosh Client: Southern Company Data: McIntosh LF4 CCR

Sanitas™ v.10.0.16 . UG

Sen's Slope Estimator

GWA-13 (bg)

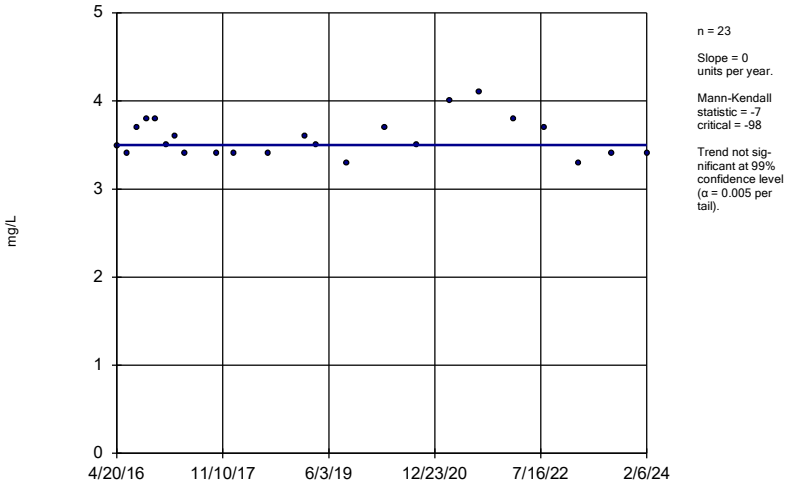

n = 23

Slope = 0 units per year.

Mann-Kendall statistic = -7 critical = -98

Trend not significant at 99% confidence level (α = 0.005 per tail).

Constituent: Chloride Analysis Run 3/11/2024 4:56 PM View: Appendix III - Interwell Upgradient

Plant McIntosh Client: Southern Company Data: McIntosh LF4 CCR

Sanitas™ v.10.0.16 . UG

Sen's Slope Estimator

GWA-14 (bg)

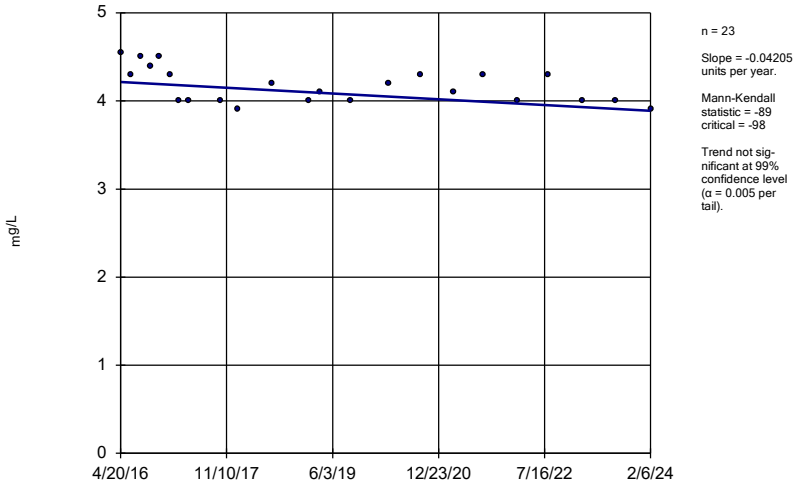

n = 23

Slope = -0.04205 units per year.

Mann-Kendall statistic = -89 critical = -98

Trend not significant at 99% confidence level (α = 0.005 per tail).

Constituent: Chloride Analysis Run 3/11/2024 4:56 PM View: Appendix III - Interwell Upgradient

Plant McIntosh Client: Southern Company Data: McIntosh LF4 CCR

Sanitas™ v.10.0.16 . UG

Sen's Slope Estimator

GWA-15 (bg)

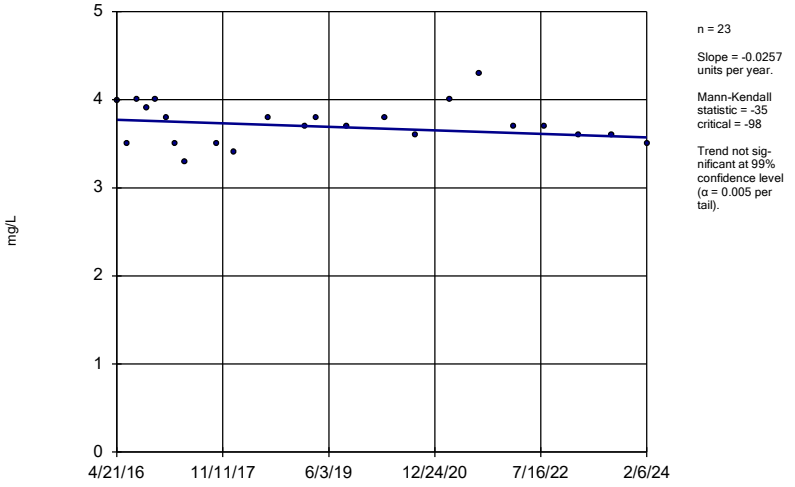

n = 23

Slope = -0.0257 units per year.

Mann-Kendall statistic = -35 critical = -98

Trend not significant at 99% confidence level (α = 0.005 per tail).

Constituent: Chloride Analysis Run 3/11/2024 4:56 PM View: Appendix III - Interwell Upgradient

Plant McIntosh Client: Southern Company Data: McIntosh LF4 CCR

Sanitas™ v.10.0.16 . UG

Sen's Slope Estimator

GWA-16 (bg)

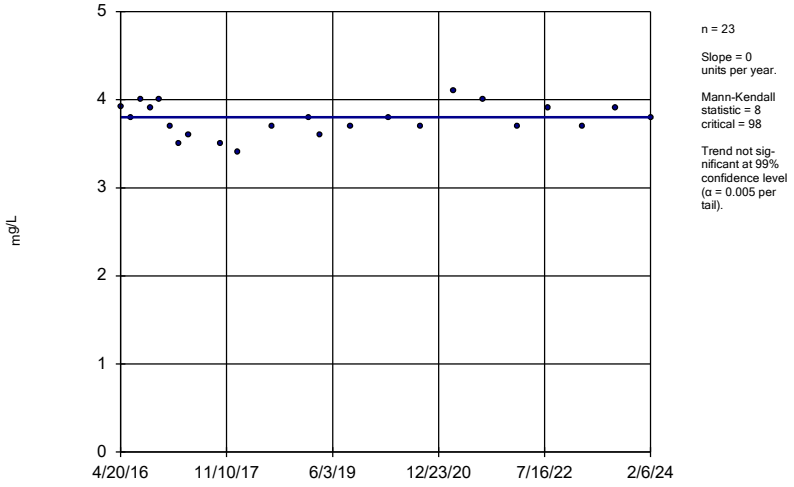

n = 23

Slope = 0 units per year.

Mann-Kendall statistic = 8 critical = 98

Trend not significant at 99% confidence level (α = 0.005 per tail).

Constituent: Chloride Analysis Run 3/11/2024 4:56 PM View: Appendix III - Interwell Upgradient

Plant McIntosh Client: Southern Company Data: McIntosh LF4 CCR

Sanitas™ v.10.0.16 . UG

Sen's Slope Estimator

GWA-2 (bg)

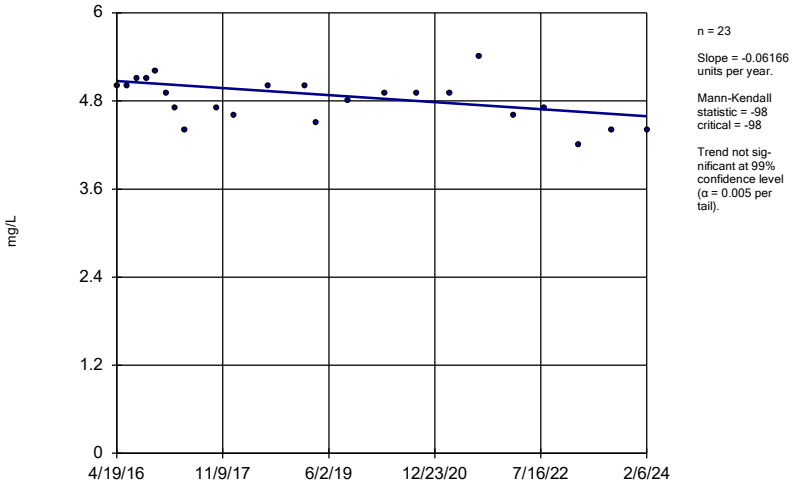

n = 23

Slope = -0.06166 units per year.

Mann-Kendall statistic = -98 critical = -98

Trend not significant at 99% confidence level (α = 0.005 per tail).

Constituent: Chloride Analysis Run 3/11/2024 4:56 PM View: Appendix III - Interwell Upgradient

Plant McIntosh Client: Southern Company Data: McIntosh LF4 CCR

Sanitas™ v.10.0.16 . UG

Sen's Slope Estimator

GWA-3 (bg)

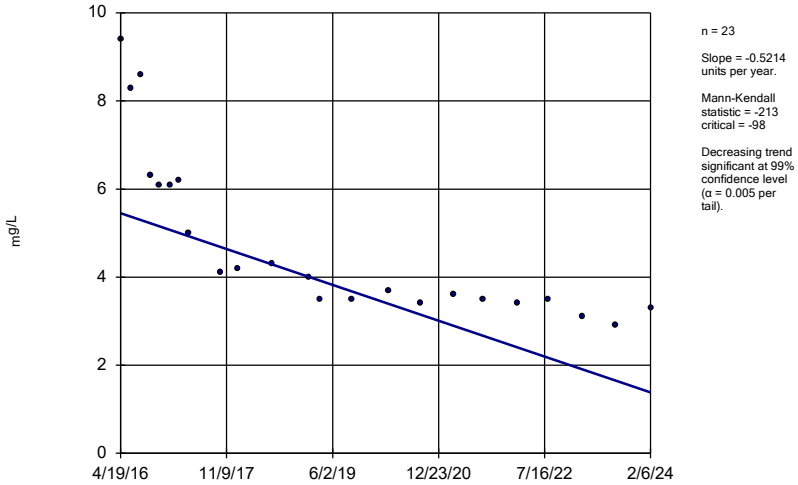

n = 23

Slope = -0.5214 units per year.

Mann-Kendall statistic = -213 critical = -98

Decreasing trend significant at 99% confidence level (α = 0.005 per tail).

Constituent: Chloride Analysis Run 3/11/2024 4:56 PM View: Appendix III - Interwell Upgradient

Plant McIntosh Client: Southern Company Data: McIntosh LF4 CCR

Sanitas™ v.10.0.16 . UG

Sen's Slope Estimator

GWA-4A (bg)

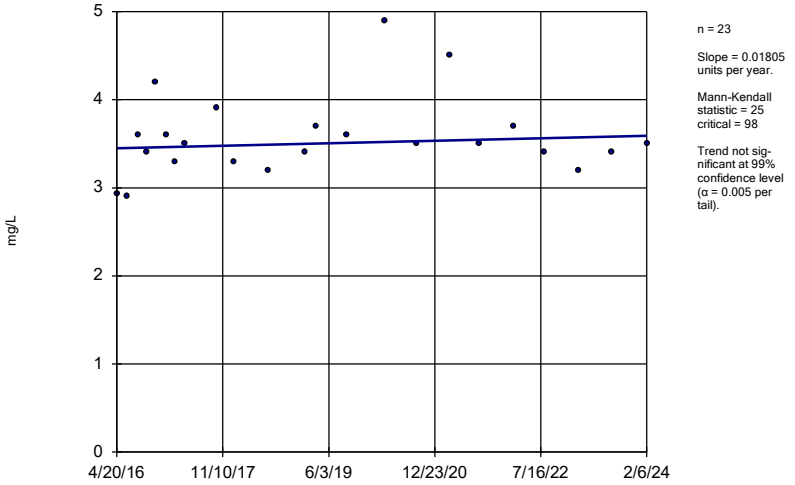

n = 23

Slope = 0.01805 units per year.

Mann-Kendall statistic = 25 critical = 98

Trend not significant at 99% confidence level (α = 0.005 per tail).

Constituent: Chloride Analysis Run 3/11/2024 4:56 PM View: Appendix III - Interwell Upgradient

Plant McIntosh Client: Southern Company Data: McIntosh LF4 CCR

Sanitas™ v.10.0.16 . UG

Sen's Slope Estimator

GWA-5 (bg)

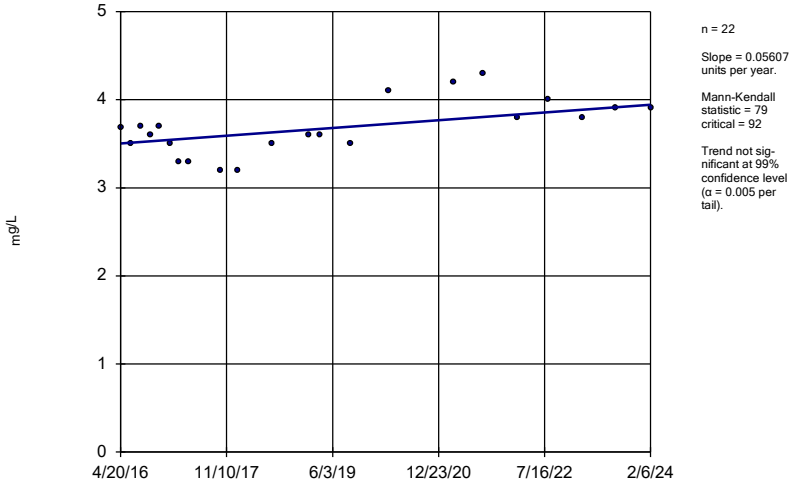

n = 22

Slope = 0.05607 units per year.

Mann-Kendall statistic = 79 critical = 92

Trend not significant at 99% confidence level (α = 0.005 per tail).

Constituent: Chloride Analysis Run 3/11/2024 4:56 PM View: Appendix III - Interwell Upgradient

Plant McIntosh Client: Southern Company Data: McIntosh LF4 CCR

Sanitas™ v.10.0.16 . UG

Sen's Slope Estimator

GWC-17 (bg)

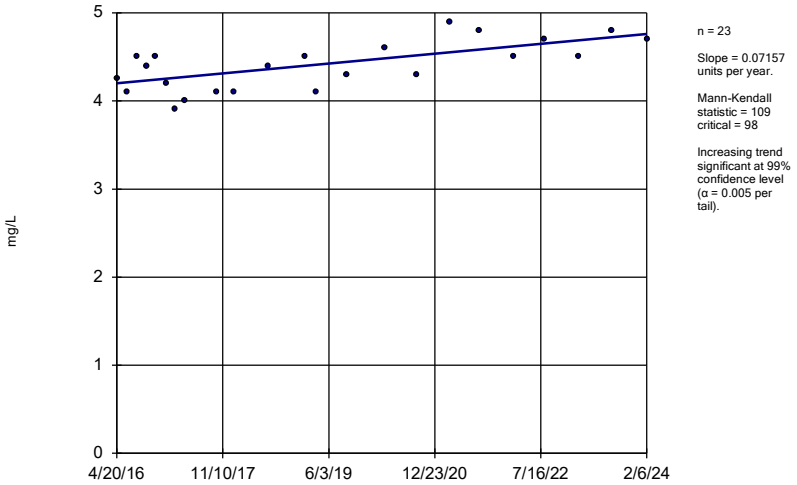

n = 23

Slope = 0.07157 units per year.

Mann-Kendall statistic = 109 critical = 98

Increasing trend significant at 99% confidence level (α = 0.005 per tail).

Constituent: Chloride Analysis Run 3/11/2024 4:56 PM View: Appendix III - Interwell Upgradient

Plant McIntosh Client: Southern Company Data: McIntosh LF4 CCR

Sanitas™ v.10.0.16 . UG

Sen's Slope Estimator

GWC-18 (bg)

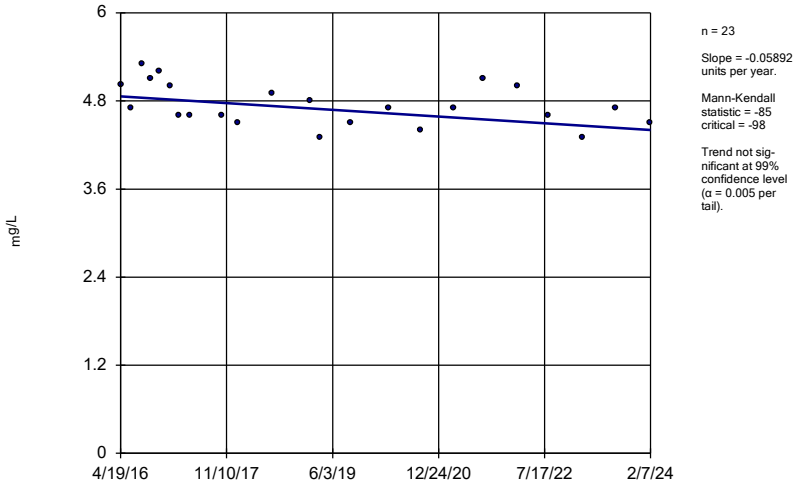

n = 23

Slope = -0.05892 units per year.

Mann-Kendall statistic = -85 critical = -98

Trend not significant at 99% confidence level (α = 0.005 per tail).

Constituent: Chloride Analysis Run 3/11/2024 4:56 PM View: Appendix III - Interwell Upgradient

Plant McIntosh Client: Southern Company Data: McIntosh LF4 CCR

Sanitas™ v.10.0.16 . UG

Hollow symbols indicate censored values.

Sen's Slope Estimator

GWA-13 (bg)

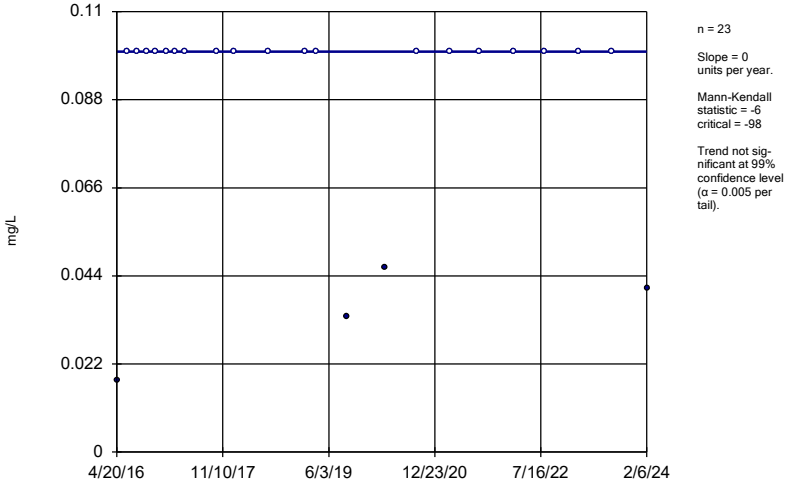

n = 23

Slope = 0 units per year.

Mann-Kendall statistic = -6 critical = -98

Trend not significant at 99% confidence level (α = 0.005 per tail).

Constituent: Fluoride Analysis Run 3/11/2024 4:56 PM View: Appendix III - Interwell Upgradient

Plant McIntosh Client: Southern Company Data: McIntosh LF4 CCR

Sanitas™ v.10.0.16 . UG

Hollow symbols indicate censored values.

Sen's Slope Estimator

GWA-14 (bg)

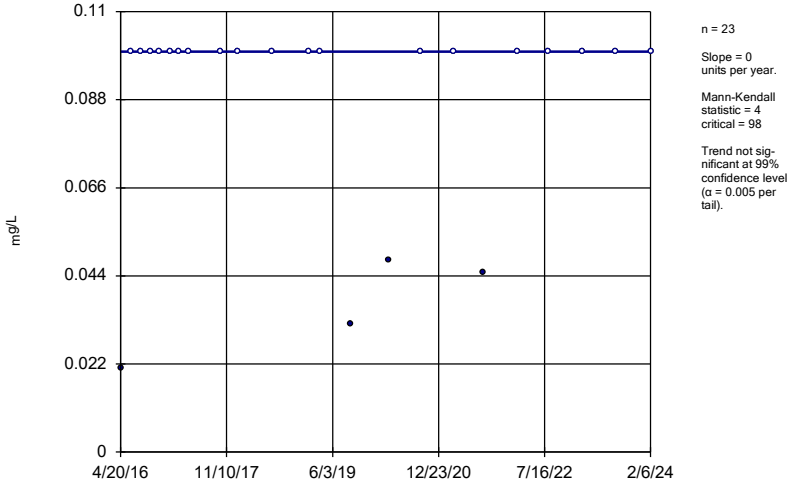

n = 23

Slope = 0 units per year.

Mann-Kendall statistic = 4 critical = 98

Trend not significant at 99% confidence level (α = 0.005 per tail).

Constituent: Fluoride Analysis Run 3/11/2024 4:56 PM View: Appendix III - Interwell Upgradient

Plant McIntosh Client: Southern Company Data: McIntosh LF4 CCR

Sanitas™ v.10.0.16 . UG
Hollow symbols indicate censored values.

Sen's Slope Estimator

GWA-15 (bg)

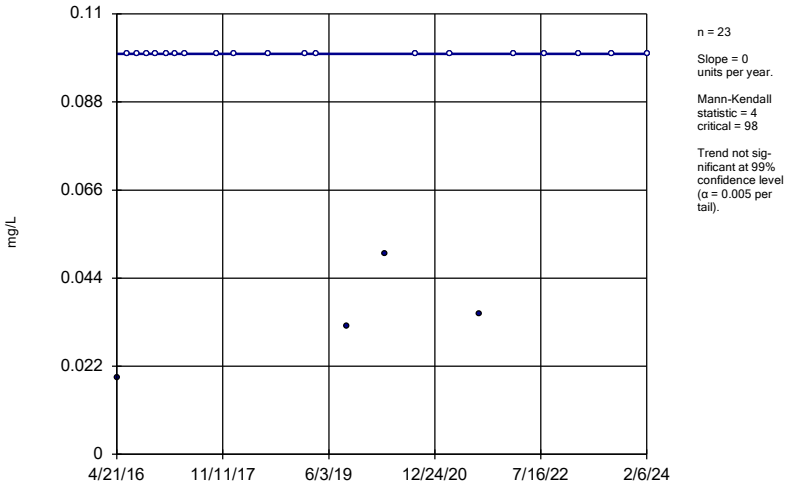

n = 23

Slope = 0 units per year.

Mann-Kendall statistic = 4 critical = 98

Trend not significant at 99% confidence level (α = 0.005 per tail).

Constituent: Fluoride Analysis Run 3/11/2024 4:56 PM View: Appendix III - Interwell Upgradient
Plant McIntosh Client: Southern Company Data: McIntosh LF4 CCR

Sanitas™ v.10.0.16 . UG
Hollow symbols indicate censored values.

Sen's Slope Estimator

GWA-16 (bg)

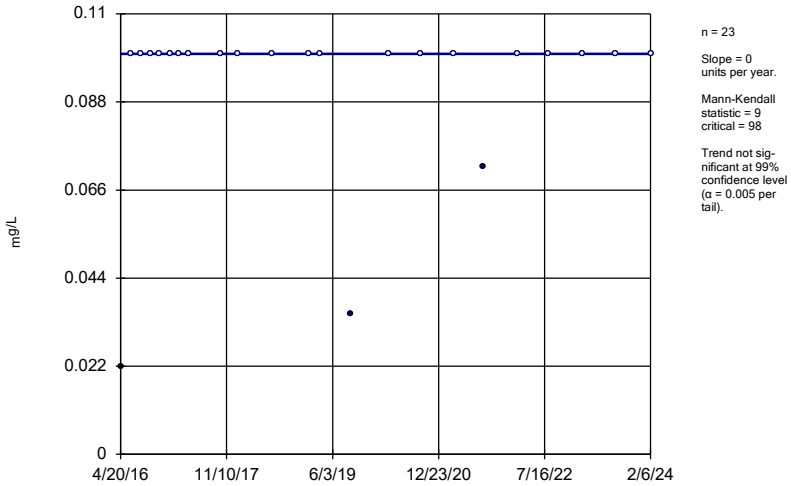

n = 23

Slope = 0 units per year.

Mann-Kendall statistic = 9 critical = 98

Trend not significant at 99% confidence level (α = 0.005 per tail).

Constituent: Fluoride Analysis Run 3/11/2024 4:56 PM View: Appendix III - Interwell Upgradient
Plant McIntosh Client: Southern Company Data: McIntosh LF4 CCR

Sanitas™ v.10.0.16 . UG
Hollow symbols indicate censored values.

Sen's Slope Estimator

GWA-2 (bg)

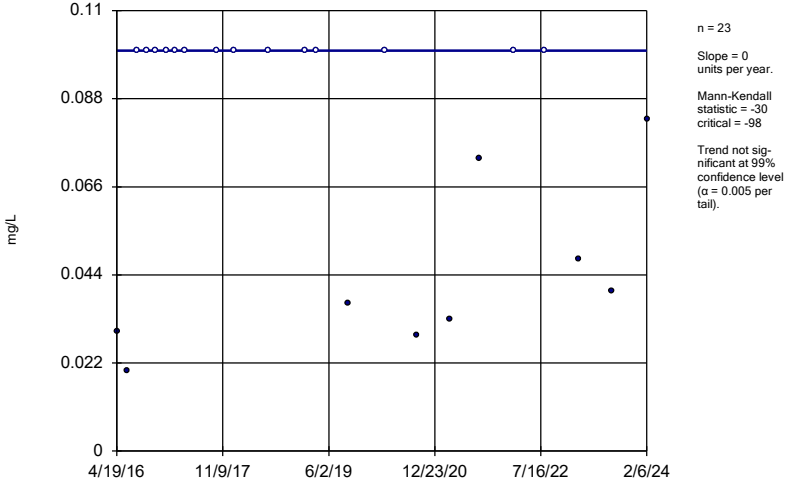

n = 23

Slope = 0 units per year.

Mann-Kendall statistic = -30 critical = -98

Trend not significant at 99% confidence level (α = 0.005 per tail).

Constituent: Fluoride Analysis Run 3/11/2024 4:56 PM View: Appendix III - Interwell Upgradient
Plant McIntosh Client: Southern Company Data: McIntosh LF4 CCR

Sanitas™ v.10.0.16 . UG
Hollow symbols indicate censored values.

Sen's Slope Estimator

GWA-3 (bg)

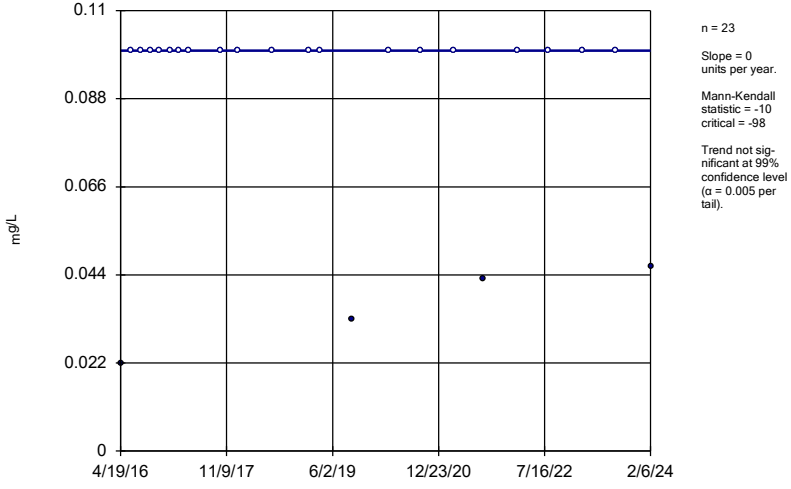

n = 23

Slope = 0 units per year.

Mann-Kendall statistic = -10 critical = -98

Trend not significant at 99% confidence level (α = 0.005 per tail).

Constituent: Fluoride Analysis Run 3/11/2024 4:56 PM View: Appendix III - Interwell Upgradient
Plant McIntosh Client: Southern Company Data: McIntosh LF4 CCR

Sanitas™ v.10.0.16 . UG
Hollow symbols indicate censored values.

Sen's Slope Estimator

GWA-4A (bg)

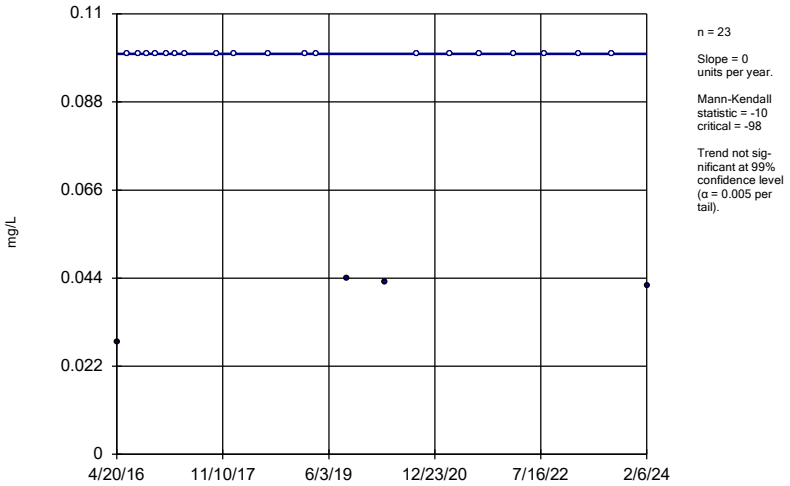

n = 23

Slope = 0 units per year.

Mann-Kendall statistic = -10
critical = -98

Trend not significant at 99% confidence level (α = 0.005 per tail).

Constituent: Fluoride Analysis Run 3/11/2024 4:56 PM View: Appendix III - Interwell Upgradient
Plant McIntosh Client: Southern Company Data: McIntosh LF4 CCR

Sanitas™ v.10.0.16 . UG
Hollow symbols indicate censored values.

Sen's Slope Estimator

GWA-5 (bg)

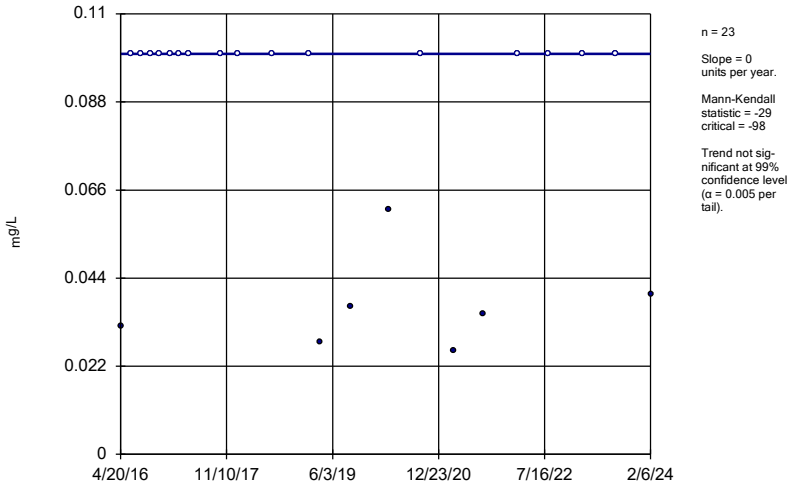

n = 23

Slope = 0 units per year.

Mann-Kendall statistic = -29
critical = -98

Trend not significant at 99% confidence level (α = 0.005 per tail).

Constituent: Fluoride Analysis Run 3/11/2024 4:56 PM View: Appendix III - Interwell Upgradient
Plant McIntosh Client: Southern Company Data: McIntosh LF4 CCR

Sanitas™ v.10.0.16 . UG
Hollow symbols indicate censored values.

Sen's Slope Estimator

GWC-17 (bg)

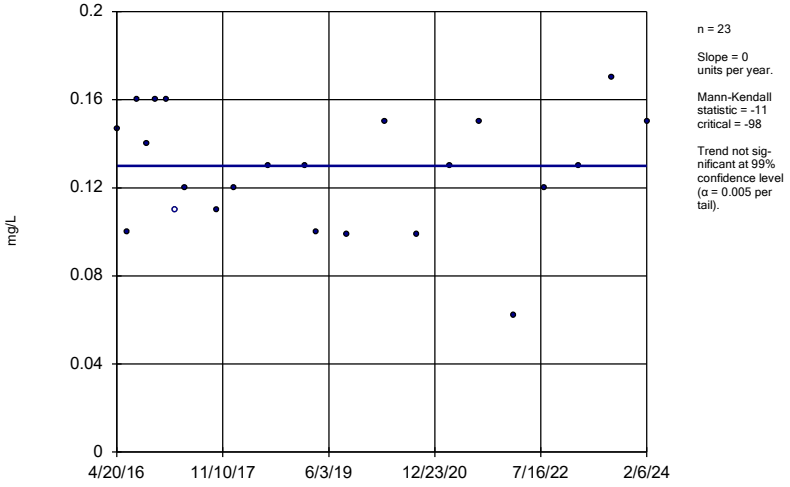

n = 23

Slope = 0 units per year.

Mann-Kendall statistic = -11
critical = -98

Trend not significant at 99% confidence level (α = 0.005 per tail).

Constituent: Fluoride Analysis Run 3/11/2024 4:56 PM View: Appendix III - Interwell Upgradient
Plant McIntosh Client: Southern Company Data: McIntosh LF4 CCR

Sanitas™ v.10.0.16 . UG

Sen's Slope Estimator

GWC-18 (bg)

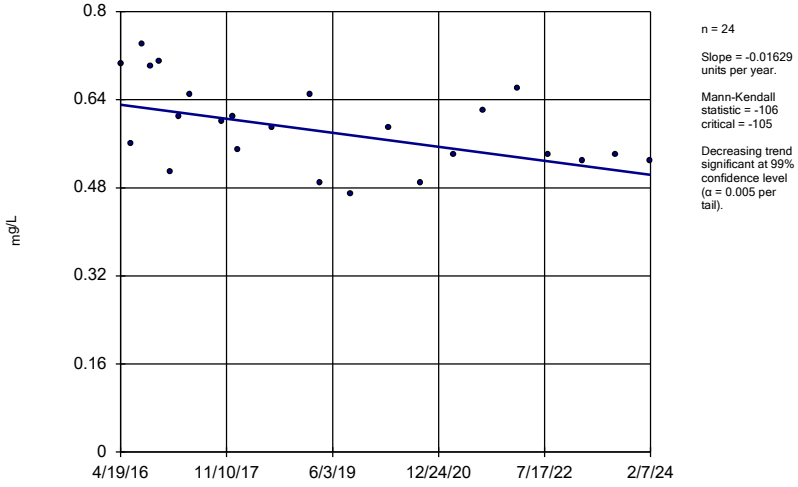

n = 24

Slope = -0.01629 units per year.

Mann-Kendall statistic = -106
critical = -105

Decreasing trend significant at 99% confidence level (α = 0.005 per tail).

Constituent: Fluoride Analysis Run 3/11/2024 4:56 PM View: Appendix III - Interwell Upgradient
Plant McIntosh Client: Southern Company Data: McIntosh LF4 CCR

Sanitas™ v.10.0.16 . UG

Sen's Slope Estimator

GWA-13 (bg)

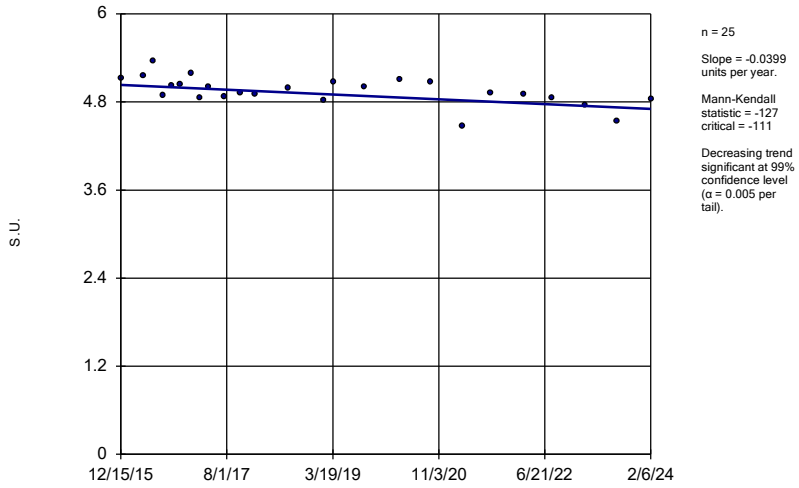

n = 25

Slope = -0.0399 units per year.

Mann-Kendall statistic = -127 critical = -111

Decreasing trend significant at 99% confidence level (α = 0.005 per tail).

Constituent: pH Analysis Run 3/11/2024 4:56 PM View: Appendix III - Interwell Upgradient

Plant McIntosh Client: Southern Company Data: McIntosh LF4 CCR

Sanitas™ v.10.0.16 . UG

Sen's Slope Estimator

GWA-14 (bg)

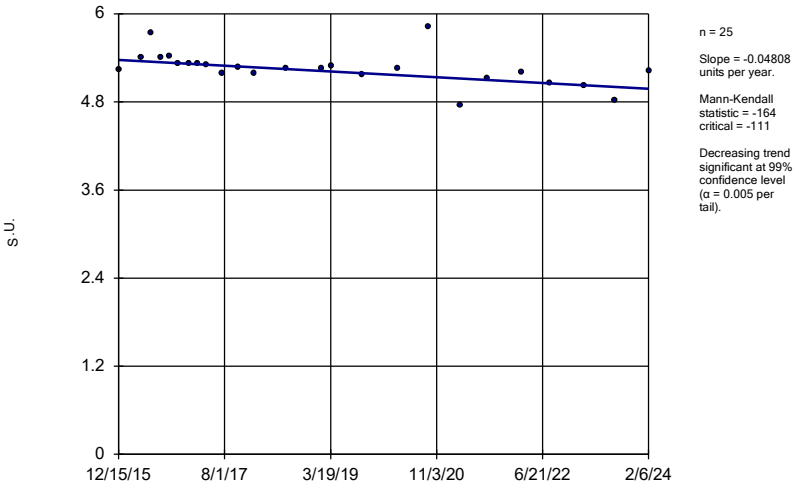

n = 25

Slope = -0.04808 units per year.

Mann-Kendall statistic = -164 critical = -111

Decreasing trend significant at 99% confidence level (α = 0.005 per tail).

Constituent: pH Analysis Run 3/11/2024 4:56 PM View: Appendix III - Interwell Upgradient

Plant McIntosh Client: Southern Company Data: McIntosh LF4 CCR

Sanitas™ v.10.0.16 . UG

Sen's Slope Estimator

GWA-15 (bg)

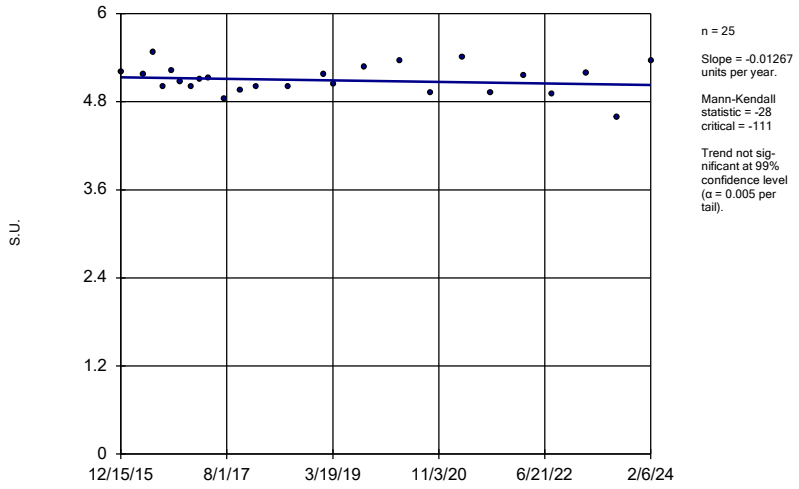

n = 25

Slope = -0.01267 units per year.

Mann-Kendall statistic = -28 critical = -111

Trend not significant at 99% confidence level (α = 0.005 per tail).

Constituent: pH Analysis Run 3/11/2024 4:57 PM View: Appendix III - Interwell Upgradient

Plant McIntosh Client: Southern Company Data: McIntosh LF4 CCR

Sanitas™ v.10.0.16 . UG

Sen's Slope Estimator

GWA-16 (bg)

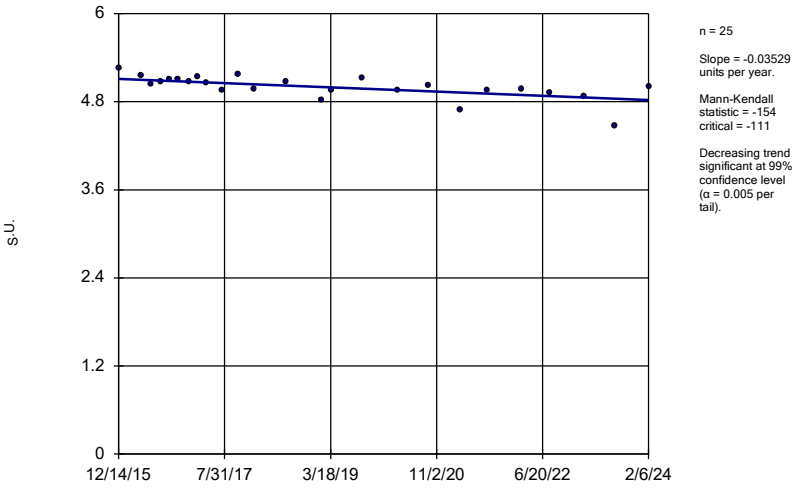

n = 25

Slope = -0.03529 units per year.

Mann-Kendall statistic = -154 critical = -111

Decreasing trend significant at 99% confidence level (α = 0.005 per tail).

Constituent: pH Analysis Run 3/11/2024 4:57 PM View: Appendix III - Interwell Upgradient

Plant McIntosh Client: Southern Company Data: McIntosh LF4 CCR

Sanitas™ v.10.0.16 . UG

Sen's Slope Estimator

GWA-2 (bg)

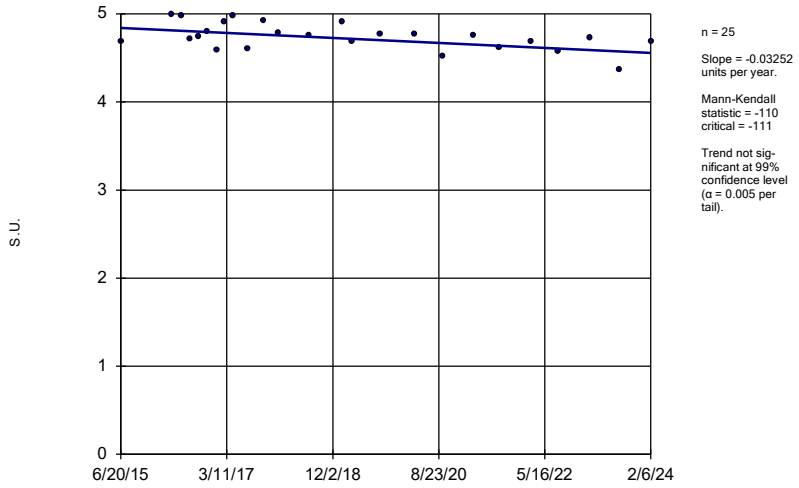

n = 25

Slope = -0.03252 units per year.

Mann-Kendall statistic = -110
critical = -111

Trend not significant at 99% confidence level (α = 0.005 per tail).

Constituent: pH Analysis Run 3/11/2024 4:57 PM View: Appendix III - Interwell Upgradient
Plant McIntosh Client: Southern Company Data: McIntosh LF4 CCR

Sanitas™ v.10.0.16 . UG

Sen's Slope Estimator

GWA-3 (bg)

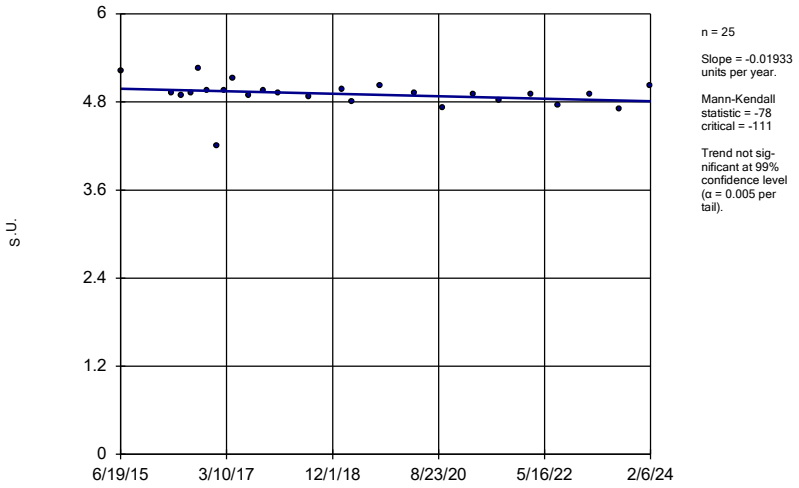

n = 25

Slope = -0.01933 units per year.

Mann-Kendall statistic = -78
critical = -111

Trend not significant at 99% confidence level (α = 0.005 per tail).

Constituent: pH Analysis Run 3/11/2024 4:57 PM View: Appendix III - Interwell Upgradient
Plant McIntosh Client: Southern Company Data: McIntosh LF4 CCR

Sanitas™ v.10.0.16 . UG

Sen's Slope Estimator

GWA-4A (bg)

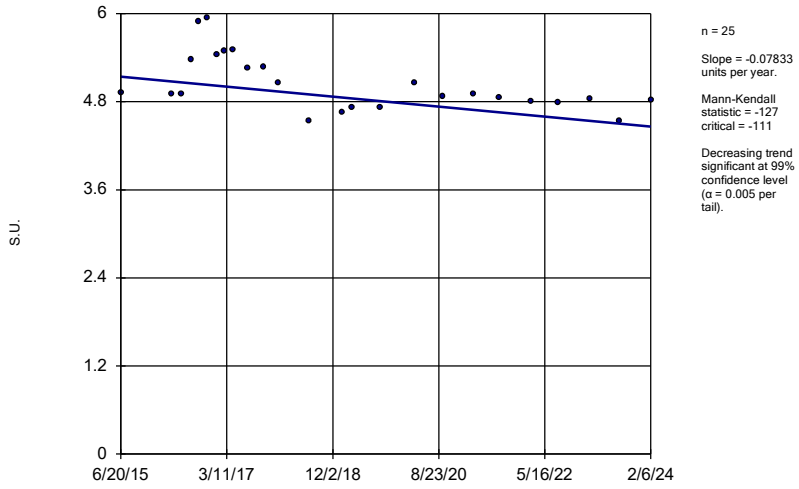

n = 25

Slope = -0.07833 units per year.

Mann-Kendall statistic = -127
critical = -111

Decreasing trend significant at 99% confidence level (α = 0.005 per tail).

Constituent: pH Analysis Run 3/11/2024 4:57 PM View: Appendix III - Interwell Upgradient
Plant McIntosh Client: Southern Company Data: McIntosh LF4 CCR

Sanitas™ v.10.0.16 . UG

Sen's Slope Estimator

GWA-5 (bg)

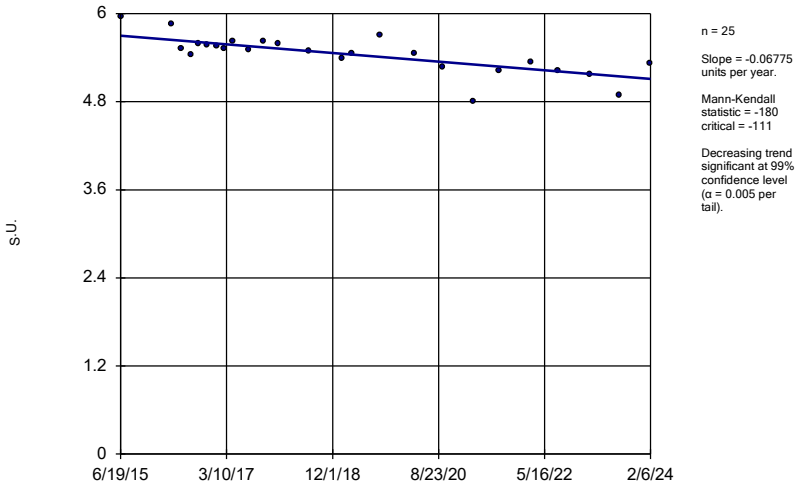

n = 25

Slope = -0.06775 units per year.

Mann-Kendall statistic = -180
critical = -111

Decreasing trend significant at 99% confidence level (α = 0.005 per tail).

Constituent: pH Analysis Run 3/11/2024 4:57 PM View: Appendix III - Interwell Upgradient
Plant McIntosh Client: Southern Company Data: McIntosh LF4 CCR

Sanitas™ v.10.0.16 . UG

Sen's Slope Estimator

GWC-17 (bg)

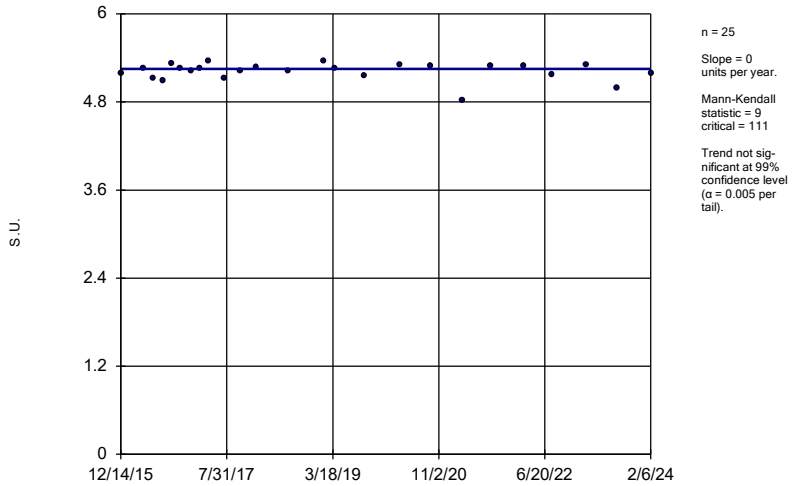

n = 25

Slope = 0 units per year.

Mann-Kendall statistic = 9 critical = 111

Trend not significant at 99% confidence level (α = 0.005 per tail).

Constituent: pH Analysis Run 3/11/2024 4:57 PM View: Appendix III - Interwell Upgradient
Plant McIntosh Client: Southern Company Data: McIntosh LF4 CCR

Sanitas™ v.10.0.16 . UG

Sen's Slope Estimator

GWC-18 (bg)

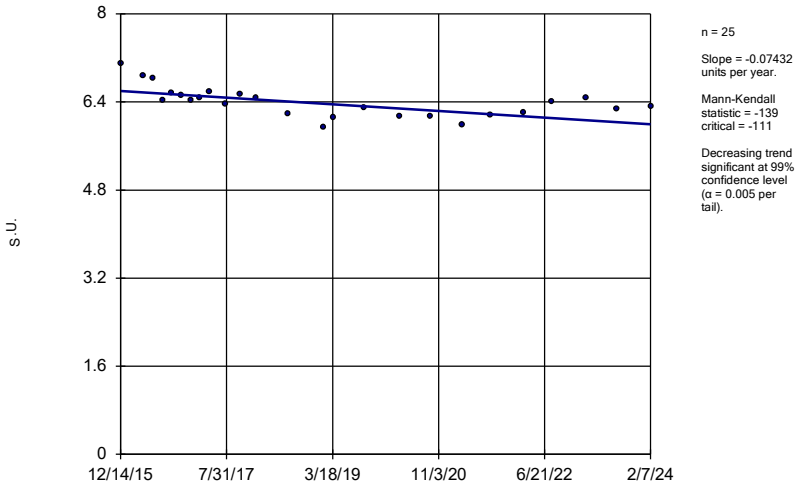

n = 25

Slope = -0.07432 units per year.

Mann-Kendall statistic = -139 critical = -111

Decreasing trend significant at 99% confidence level (α = 0.005 per tail).

Constituent: pH Analysis Run 3/11/2024 4:57 PM View: Appendix III - Interwell Upgradient
Plant McIntosh Client: Southern Company Data: McIntosh LF4 CCR

Sanitas™ v.10.0.16 . UG
Hollow symbols indicate censored values.

Sen's Slope Estimator

GWA-13 (bg)

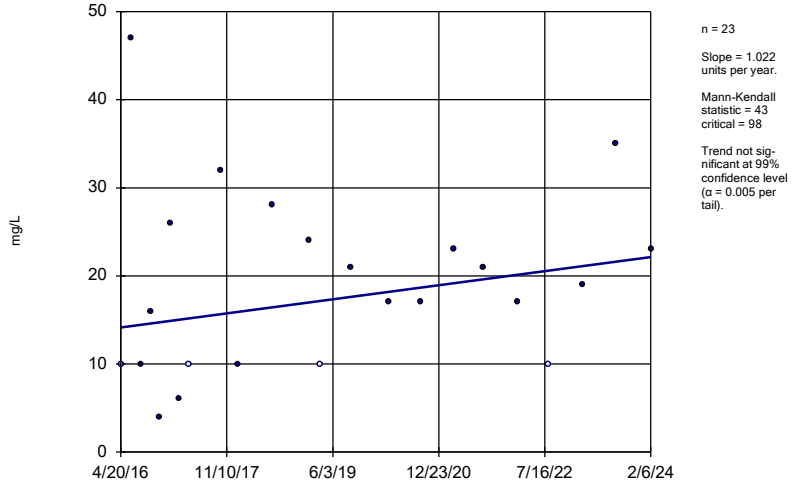

n = 23

Slope = 1.022 units per year.

Mann-Kendall statistic = 43 critical = 98

Trend not significant at 99% confidence level (α = 0.005 per tail).

Constituent: Total Dissolved Solids Analysis Run 3/11/2024 4:57 PM View: Appendix III - Interwell Upgradi
Plant McIntosh Client: Southern Company Data: McIntosh LF4 CCR

Sanitas™ v.10.0.16 . UG
Hollow symbols indicate censored values.

Sen's Slope Estimator

GWA-14 (bg)

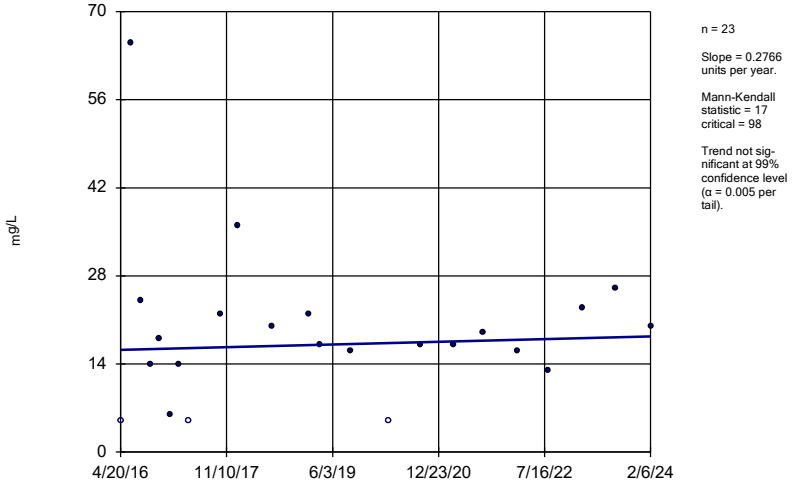

n = 23

Slope = 0.2766 units per year.

Mann-Kendall statistic = 17 critical = 98

Trend not significant at 99% confidence level (α = 0.005 per tail).

Constituent: Total Dissolved Solids Analysis Run 3/11/2024 4:57 PM View: Appendix III - Interwell Upgradi
Plant McIntosh Client: Southern Company Data: McIntosh LF4 CCR

Sanitas™ v.10.0.16 . UG
Hollow symbols indicate censored values.

Sen's Slope Estimator

GWA-15 (bg)

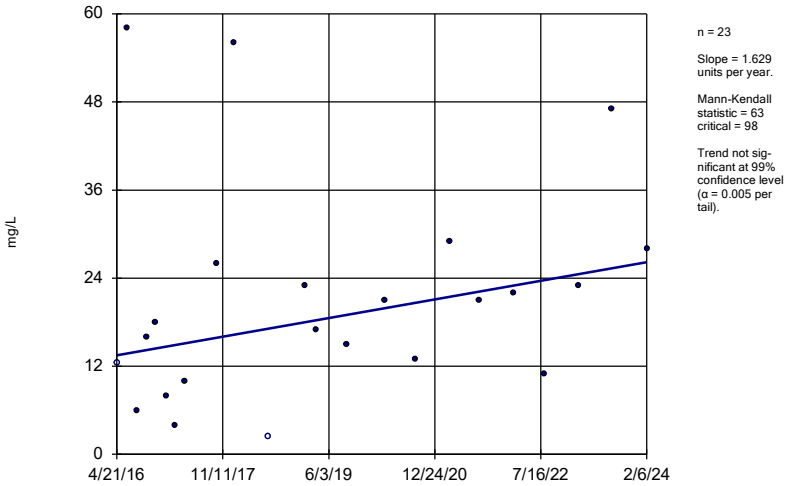

n = 23

Slope = 1.629 units per year.

Mann-Kendall statistic = 63 critical = 98

Trend not significant at 99% confidence level (α = 0.005 per tail).

Constituent: Total Dissolved Solids Analysis Run 3/11/2024 4:57 PM View: Appendix III - Interwell Upgradi
Plant McIntosh Client: Southern Company Data: McIntosh LF4 CCR

Sanitas™ v.10.0.16 . UG
Hollow symbols indicate censored values.

Sen's Slope Estimator

GWA-16 (bg)

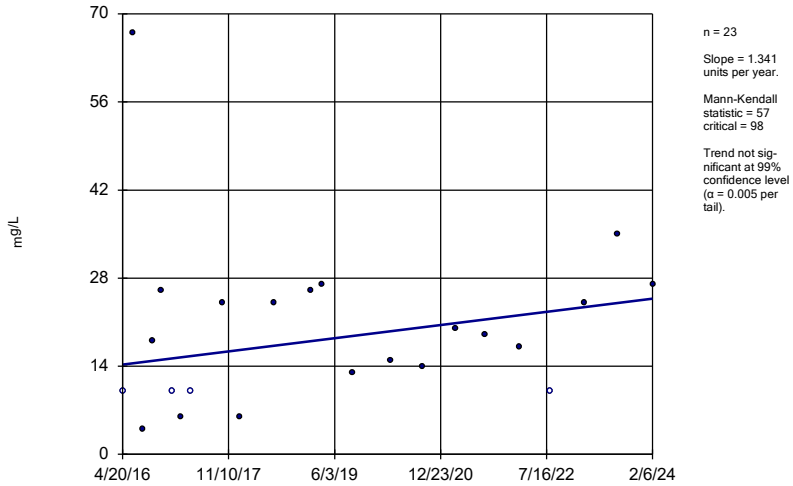

n = 23

Slope = 1.341 units per year.

Mann-Kendall statistic = 57 critical = 98

Trend not significant at 99% confidence level (α = 0.005 per tail).

Constituent: Total Dissolved Solids Analysis Run 3/11/2024 4:57 PM View: Appendix III - Interwell Upgradi
Plant McIntosh Client: Southern Company Data: McIntosh LF4 CCR

Sanitas™ v.10.0.16 . UG
Hollow symbols indicate censored values.

Sen's Slope Estimator

GWA-2 (bg)

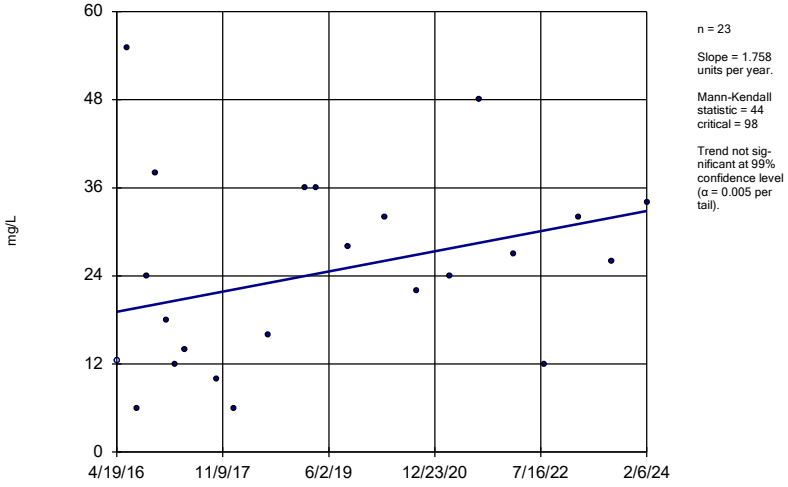

n = 23

Slope = 1.758 units per year.

Mann-Kendall statistic = 44 critical = 98

Trend not significant at 99% confidence level (α = 0.005 per tail).

Constituent: Total Dissolved Solids Analysis Run 3/11/2024 4:57 PM View: Appendix III - Interwell Upgradi
Plant McIntosh Client: Southern Company Data: McIntosh LF4 CCR

Sanitas™ v.10.0.16 . UG
Hollow symbols indicate censored values.

Sen's Slope Estimator

GWA-3 (bg)

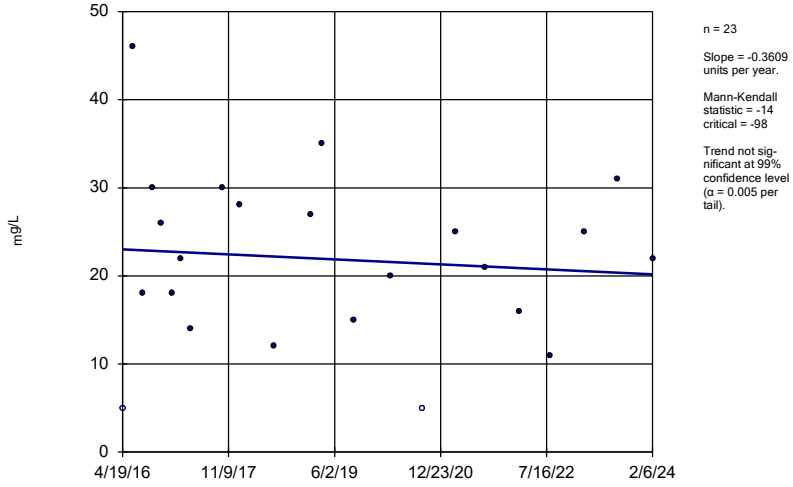

n = 23

Slope = -0.3609 units per year.

Mann-Kendall statistic = -14 critical = -98

Trend not significant at 99% confidence level (α = 0.005 per tail).

Constituent: Total Dissolved Solids Analysis Run 3/11/2024 4:57 PM View: Appendix III - Interwell Upgradi
Plant McIntosh Client: Southern Company Data: McIntosh LF4 CCR

Sanitas™ v.10.0.16 . UG
Hollow symbols indicate censored values.

Sen's Slope Estimator

GWA-4A (bg)

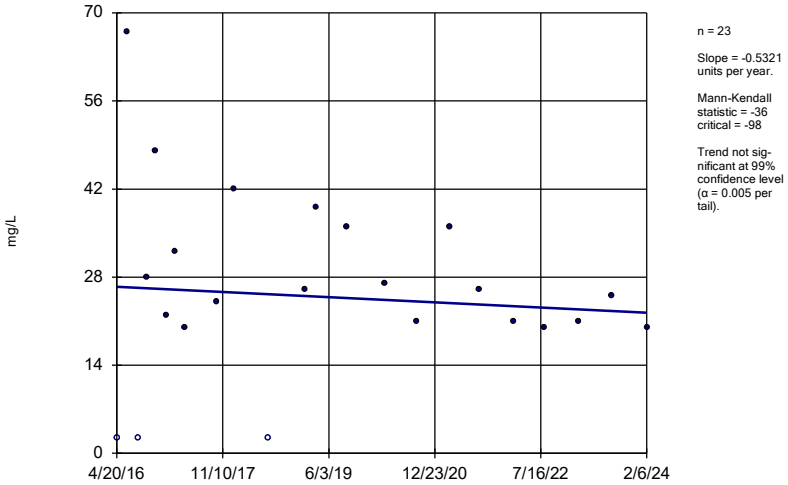

n = 23

Slope = -0.5321 units per year.

Mann-Kendall statistic = -36
critical = -98

Trend not significant at 99% confidence level (α = 0.005 per tail).

Constituent: Total Dissolved Solids Analysis Run 3/11/2024 4:57 PM View: Appendix III - Interwell Upgradi
Plant McIntosh Client: Southern Company Data: McIntosh LF4 CCR

Sanitas™ v.10.0.16 . UG
Hollow symbols indicate censored values.

Sen's Slope Estimator

GWA-5 (bg)

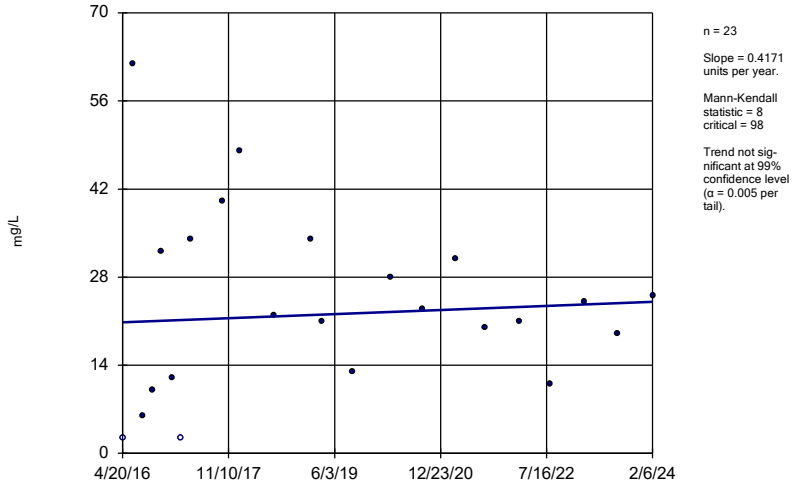

n = 23

Slope = 0.4171 units per year.

Mann-Kendall statistic = 8
critical = 98

Trend not significant at 99% confidence level (α = 0.005 per tail).

Constituent: Total Dissolved Solids Analysis Run 3/11/2024 4:57 PM View: Appendix III - Interwell Upgradi
Plant McIntosh Client: Southern Company Data: McIntosh LF4 CCR

Sanitas™ v.10.0.16 . UG
Hollow symbols indicate censored values.

Sen's Slope Estimator

GWC-17 (bg)

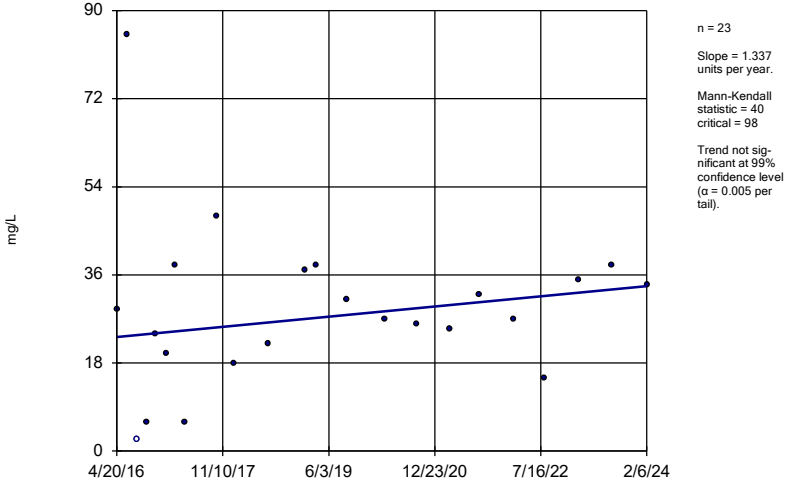

n = 23

Slope = 1.337 units per year.

Mann-Kendall statistic = 40
critical = 98

Trend not significant at 99% confidence level (α = 0.005 per tail).

Constituent: Total Dissolved Solids Analysis Run 3/11/2024 4:57 PM View: Appendix III - Interwell Upgradi
Plant McIntosh Client: Southern Company Data: McIntosh LF4 CCR

Sanitas™ v.10.0.16 . UG

Sen's Slope Estimator

GWC-18 (bg)

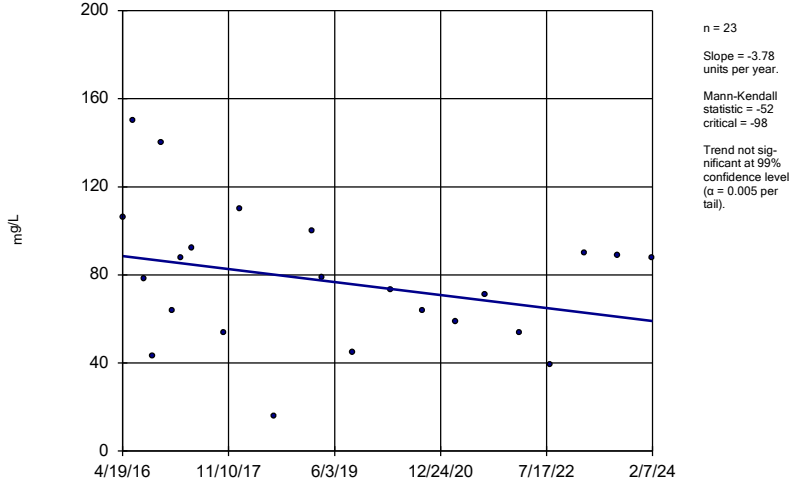

n = 23

Slope = -3.78 units per year.

Mann-Kendall statistic = -52
critical = -98

Trend not significant at 99% confidence level (α = 0.005 per tail).

Constituent: Total Dissolved Solids Analysis Run 3/11/2024 4:57 PM View: Appendix III - Interwell Upgradi
Plant McIntosh Client: Southern Company Data: McIntosh LF4 CCR

FIGURE G.

Appendix I - Intrawell Prediction Limits - Significant Result

Plant McIntosh Client: Southern Company Data: McIntosh LF4 CCR Printed 3/11/2024, 5:32 PM

Constituent	Well	Upper Lim.	Lower Lim.	Date	Observ.	Sig.	Bg N	Bg Mean	Std. Dev.	%NDs	ND Adj.	Transform	Alpha	Method
Arsenic (mg/L)	**GWC-18**	**0.001534**	**n/a**	**2/7/2024**	**0.0018**	**Yes**	**27**	**0.0008549**	**0.0002884**	**22.22**	**Kaplan-Meier**	**No**	**0.0003901**	**Param Intra 1 of 2**

Appendix I - Intrawell Prediction Limits - All Results

Plant McIntosh Client: Southern Company Data: McIntosh LF4 CCR Printed 3/11/2024, 5:32 PM

Constituent	Well	Upper Lim.	Lower Lim.	Date	Observ.	Sig.	Bg N	Bg Mean	Std. Dev.	%NDs	ND Adj.	Transform	Alpha	Method
Antimony (mg/L)	GWA-13	0.002	n/a	2/6/2024	0.002ND	No	27	n/a	n/a	96.3	n/a	n/a	0.002502	NP Intra (NDs) 1 of 2
Antimony (mg/L)	GWA-14	0.002	n/a	2/6/2024	0.002ND	No	27	n/a	n/a	96.3	n/a	n/a	0.002502	NP Intra (NDs) 1 of 2
Antimony (mg/L)	GWA-15	0.002	n/a	2/6/2024	0.002ND	No	27	n/a	n/a	100	n/a	n/a	0.002502	NP Intra (NDs) 1 of 2
Antimony (mg/L)	GWA-16	0.002	n/a	2/6/2024	0.002ND	No	27	n/a	n/a	100	n/a	n/a	0.002502	NP Intra (NDs) 1 of 2
Antimony (mg/L)	GWA-2	0.002	n/a	2/6/2024	0.002ND	No	48	n/a	n/a	97.92	n/a	n/a	0.0008339	NP Intra (NDs) 1 of 2
Antimony (mg/L)	GWA-3	0.0022	n/a	2/6/2024	0.002ND	No	48	n/a	n/a	95.83	n/a	n/a	0.0008339	NP Intra (NDs) 1 of 2
Antimony (mg/L)	GWA-4A	0.002	n/a	2/6/2024	0.002ND	No	48	n/a	n/a	100	n/a	n/a	0.0008339	NP Intra (NDs) 1 of 2
Antimony (mg/L)	GWA-5	0.002	n/a	2/6/2024	0.002ND	No	50	n/a	n/a	100	n/a	n/a	0.0007528	NP Intra (NDs) 1 of 2
Antimony (mg/L)	GWC-1	0.002	n/a	2/7/2024	0.002ND	No	48	n/a	n/a	97.92	n/a	n/a	0.0008339	NP Intra (NDs) 1 of 2
Antimony (mg/L)	GWC-17	0.002	n/a	2/6/2024	0.002ND	No	27	n/a	n/a	100	n/a	n/a	0.002502	NP Intra (NDs) 1 of 2
Antimony (mg/L)	GWC-18	0.002	n/a	2/7/2024	0.002ND	No	27	n/a	n/a	96.3	n/a	n/a	0.002502	NP Intra (NDs) 1 of 2
Arsenic (mg/L)	GWA-13	0.001	n/a	2/6/2024	0.001ND	No	27	n/a	n/a	96.3	n/a	n/a	0.002502	NP Intra (NDs) 1 of 2
Arsenic (mg/L)	GWA-14	0.001	n/a	2/6/2024	0.001ND	No	27	n/a	n/a	96.3	n/a	n/a	0.002502	NP Intra (NDs) 1 of 2
Arsenic (mg/L)	GWA-15	0.001	n/a	2/6/2024	0.001ND	No	27	n/a	n/a	88.89	n/a	n/a	0.002502	NP Intra (NDs) 1 of 2
Arsenic (mg/L)	GWA-16	0.001	n/a	2/6/2024	0.001ND	No	27	n/a	n/a	96.3	n/a	n/a	0.002502	NP Intra (NDs) 1 of 2
Arsenic (mg/L)	GWA-2	0.001	n/a	2/6/2024	0.001ND	No	48	n/a	n/a	100	n/a	n/a	0.0008339	NP Intra (NDs) 1 of 2
Arsenic (mg/L)	GWA-3	0.0011	n/a	2/6/2024	0.001ND	No	47	n/a	n/a	93.62	n/a	n/a	0.0008745	NP Intra (NDs) 1 of 2
Arsenic (mg/L)	GWA-4A	0.0027	n/a	2/6/2024	0.001ND	No	48	n/a	n/a	75	n/a	n/a	0.0008339	NP Intra (NDs) 1 of 2
Arsenic (mg/L)	GWA-5	0.0027	n/a	2/6/2024	0.001ND	No	50	n/a	n/a	94	n/a	n/a	0.0007528	NP Intra (NDs) 1 of 2
Arsenic (mg/L)	GWC-1	0.001	n/a	2/7/2024	0.001ND	No	48	n/a	n/a	97.92	n/a	n/a	0.0008339	NP Intra (NDs) 1 of 2
Arsenic (mg/L)	GWC-10	0.0013	n/a	2/7/2024	0.0013	No	48	n/a	n/a	77.08	n/a	n/a	0.0008339	NP Intra (NDs) 1 of 2
Arsenic (mg/L)	GWC-11	0.005	n/a	2/7/2024	0.002	No	48	n/a	n/a	54.17	n/a	n/a	0.0008339	NP Intra (NDs) 1 of 2
Arsenic (mg/L)	GWC-12	0.0011	n/a	2/8/2024	0.001ND	No	48	n/a	n/a	91.67	n/a	n/a	0.0008339	NP Intra (NDs) 1 of 2
Arsenic (mg/L)	GWC-17	0.001	n/a	2/6/2024	0.001ND	No	27	n/a	n/a	85.19	n/a	n/a	0.002502	NP Intra (NDs) 1 of 2
Arsenic (mg/L)	**GWC-18**	**0.001534**	**n/a**	**2/7/2024**	**0.0018**	**Yes**	**27**	**0.0008549**	**0.0002884**	**22.22**	**Kaplan-Meier**	**No**	**0.0003901**	**Param Intra 1 of 2**
Arsenic (mg/L)	GWC-19	0.001	n/a	2/7/2024	0.00092J	No	27	n/a	n/a	85.19	n/a	n/a	0.002502	NP Intra (NDs) 1 of 2
Arsenic (mg/L)	GWC-20	0.001	n/a	2/7/2024	0.001ND	No	27	n/a	n/a	88.89	n/a	n/a	0.002502	NP Intra (NDs) 1 of 2
Arsenic (mg/L)	GWC-21	0.0022	n/a	2/7/2024	0.001ND	No	27	n/a	n/a	77.78	n/a	n/a	0.002502	NP Intra (NDs) 1 of 2
Arsenic (mg/L)	GWC-23	0.0021	n/a	2/7/2024	0.001ND	No	22	n/a	n/a	59.09	n/a	n/a	0.003707	NP Intra (NDs) 1 of 2
Arsenic (mg/L)	GWC-9	0.001	n/a	2/7/2024	0.00095J	No	48	n/a	n/a	93.75	n/a	n/a	0.0008339	NP Intra (NDs) 1 of 2
Barium (mg/L)	GWA-13	0.03	n/a	2/6/2024	0.019	No	27	n/a	n/a	0	n/a	n/a	0.002502	NP Intra (normality) 1 of 2
Barium (mg/L)	GWA-14	0.01965	n/a	2/6/2024	0.016	No	27	0.116	0.01025	0	None	sqrt(x)	0.0003901	Param Intra 1 of 2
Barium (mg/L)	GWA-15	0.02936	n/a	2/6/2024	0.029	No	27	0.02482	0.001927	0	None	No	0.0003901	Param Intra 1 of 2
Barium (mg/L)	GWA-16	0.03473	n/a	2/6/2024	0.028	No	27	-3.684	0.1375	0	None	ln(x)	0.0003901	Param Intra 1 of 2
Barium (mg/L)	GWA-2	0.03982	n/a	2/6/2024	0.038	No	25	0.001088	0.0002091	0	None	x^2	0.0003901	Param Intra 1 of 2
Barium (mg/L)	GWA-3	0.02768	n/a	2/6/2024	0.012	No	45	0.2487	0.02426	0	None	x^(1/3)	0.0003901	Param Intra 1 of 2
Barium (mg/L)	GWA-4A	0.03888	n/a	2/6/2024	0.019	No	48	0.023	0.007191	0	None	No	0.0003901	Param Intra 1 of 2
Barium (mg/L)	GWA-5	0.06998	n/a	2/6/2024	0.039	No	30	0.2043	0.02601	0	None	sqrt(x)	0.0003901	Param Intra 1 of 2
Barium (mg/L)	GWC-1	0.05763	n/a	2/7/2024	0.032	No	30	0.03968	0.007744	0	None	No	0.0003901	Param Intra 1 of 2
Barium (mg/L)	GWC-10	0.039	n/a	2/7/2024	0.017	No	48	n/a	n/a	0	n/a	n/a	0.0008339	NP Intra (normality) 1 of 2
Barium (mg/L)	GWC-11	0.026	n/a	2/7/2024	0.011	No	47	n/a	n/a	0	n/a	n/a	0.0008745	NP Intra (normality) 1 of 2
Barium (mg/L)	GWC-12	0.016	n/a	2/8/2024	0.011	No	48	n/a	n/a	0	n/a	n/a	0.0008339	NP Intra (normality) 1 of 2
Barium (mg/L)	GWC-17	0.021	n/a	2/6/2024	0.02	No	27	n/a	n/a	0	n/a	n/a	0.002502	NP Intra (normality) 1 of 2
Barium (mg/L)	GWC-18	0.02617	n/a	2/7/2024	0.014	No	20	0.01625	0.003998	0	None	No	0.0003901	Param Intra 1 of 2
Barium (mg/L)	GWC-19	0.02161	n/a	2/7/2024	0.01	No	22	0.01353	0.003311	0	None	No	0.0003901	Param Intra 1 of 2
Barium (mg/L)	GWC-20	0.0275	n/a	2/7/2024	0.016	No	21	0.01967	0.003183	0	None	No	0.0003901	Param Intra 1 of 2
Barium (mg/L)	GWC-21	0.02763	n/a	2/7/2024	0.02	No	27	0.01876	0.003766	0	None	No	0.0003901	Param Intra 1 of 2
Barium (mg/L)	GWC-23	0.03576	n/a	2/7/2024	0.02	No	10	0.021	0.004738	0	None	No	0.0003901	Param Intra 1 of 2
Barium (mg/L)	GWC-9	0.03623	n/a	2/7/2024	0.023	No	48	0.02486	0.005149	0	None	No	0.0003901	Param Intra 1 of 2
Beryllium (mg/L)	GWA-13	0.0025	n/a	2/6/2024	0.0025ND	No	26	n/a	n/a	88.46	n/a	n/a	0.002667	NP Intra (NDs) 1 of 2
Beryllium (mg/L)	GWA-14	0.0025	n/a	2/6/2024	0.0025ND	No	27	n/a	n/a	92.59	n/a	n/a	0.002502	NP Intra (NDs) 1 of 2
Beryllium (mg/L)	GWA-15	0.0025	n/a	2/6/2024	0.0025ND	No	27	n/a	n/a	96.3	n/a	n/a	0.002502	NP Intra (NDs) 1 of 2
Beryllium (mg/L)	GWA-16	0.0025	n/a	2/6/2024	0.0025ND	No	27	n/a	n/a	92.59	n/a	n/a	0.002502	NP Intra (NDs) 1 of 2
Beryllium (mg/L)	GWA-2	0.0025	n/a	2/6/2024	0.0025ND	No	48	n/a	n/a	87.5	n/a	n/a	0.0008339	NP Intra (NDs) 1 of 2
Beryllium (mg/L)	GWA-3	0.0025	n/a	2/6/2024	0.0025ND	No	48	n/a	n/a	95.83	n/a	n/a	0.0008339	NP Intra (NDs) 1 of 2
Beryllium (mg/L)	GWA-4A	0.0025	n/a	2/6/2024	0.0025ND	No	48	n/a	n/a	91.67	n/a	n/a	0.0008339	NP Intra (NDs) 1 of 2
Beryllium (mg/L)	GWA-5	0.0025	n/a	2/6/2024	0.0025ND	No	50	n/a	n/a	94	n/a	n/a	0.0007528	NP Intra (NDs) 1 of 2
Beryllium (mg/L)	GWC-1	0.0025	n/a	2/7/2024	0.0025ND	No	48	n/a	n/a	81.25	n/a	n/a	0.0008339	NP Intra (NDs) 1 of 2
Beryllium (mg/L)	GWC-10	0.0025	n/a	2/7/2024	0.0025ND	No	48	n/a	n/a	93.75	n/a	n/a	0.0008339	NP Intra (NDs) 1 of 2
Beryllium (mg/L)	GWC-11	0.0025	n/a	2/7/2024	0.0025ND	No	48	n/a	n/a	95.83	n/a	n/a	0.0008339	NP Intra (NDs) 1 of 2
Beryllium (mg/L)	GWC-12	0.0025	n/a	2/8/2024	0.00022J	No	48	n/a	n/a	81.25	n/a	n/a	0.0008339	NP Intra (NDs) 1 of 2
Beryllium (mg/L)	GWC-17	0.001	n/a	2/6/2024	0.0007J	No	26	n/a	n/a	0	n/a	n/a	0.002667	NP Intra (normality) 1 of 2
Beryllium (mg/L)	GWC-18	0.0025	n/a	2/7/2024	0.0025ND	No	27	n/a	n/a	96.3	n/a	n/a	0.002502	NP Intra (NDs) 1 of 2
Beryllium (mg/L)	GWC-19	0.0025	n/a	2/7/2024	0.0025ND	No	27	n/a	n/a	51.85	n/a	n/a	0.002502	NP Intra (NDs) 1 of 2
Beryllium (mg/L)	GWC-20	0.0025	n/a	2/7/2024	0.0025ND	No	27	n/a	n/a	59.26	n/a	n/a	0.002502	NP Intra (NDs) 1 of 2
Beryllium (mg/L)	GWC-21	0.0025	n/a	2/7/2024	0.0025ND	No	27	n/a	n/a	92.59	n/a	n/a	0.002502	NP Intra (NDs) 1 of 2
Beryllium (mg/L)	GWC-23	0.0025	n/a	2/7/2024	0.0025ND	No	22	n/a	n/a	90.91	n/a	n/a	0.003707	NP Intra (NDs) 1 of 2
Beryllium (mg/L)	GWC-9	0.0025	n/a	2/7/2024	0.0025ND	No	48	n/a	n/a	91.67	n/a	n/a	0.0008339	NP Intra (NDs) 1 of 2

Appendix I - Intrawell Prediction Limits - All Results

Plant McIntosh Client: Southern Company Data: McIntosh LF4 CCR Printed 3/11/2024, 5:32 PM

Constituent	Well	Upper Lim.	Lower Lim.	Date	Observ.	Sig.	Bg N	Bg Mean	Std. Dev.	%NDs	ND Adj.	Transform	Alpha	Method
Cadmium (mg/L)	GWA-13	0.0025	n/a	2/6/2024	0.0025ND	No	27	n/a	n/a	92.59	n/a	n/a	0.002502	NP Intra (NDs) 1 of 2
Cadmium (mg/L)	GWA-14	0.0025	n/a	2/6/2024	0.0025ND	No	27	n/a	n/a	92.59	n/a	n/a	0.002502	NP Intra (NDs) 1 of 2
Cadmium (mg/L)	GWA-15	0.0025	n/a	2/6/2024	0.0025ND	No	27	n/a	n/a	100	n/a	n/a	0.002502	NP Intra (NDs) 1 of 2
Cadmium (mg/L)	GWA-16	0.0025	n/a	2/6/2024	0.0025ND	No	27	n/a	n/a	96.3	n/a	n/a	0.002502	NP Intra (NDs) 1 of 2
Cadmium (mg/L)	GWA-2	0.0025	n/a	2/6/2024	0.0025ND	No	48	n/a	n/a	100	n/a	n/a	0.0008339	NP Intra (NDs) 1 of 2
Cadmium (mg/L)	GWA-3	0.0025	n/a	2/6/2024	0.0025ND	No	48	n/a	n/a	100	n/a	n/a	0.0008339	NP Intra (NDs) 1 of 2
Cadmium (mg/L)	GWA-4A	0.0025	n/a	2/6/2024	0.0025ND	No	48	n/a	n/a	91.67	n/a	n/a	0.0008339	NP Intra (NDs) 1 of 2
Cadmium (mg/L)	GWA-5	0.0025	n/a	2/6/2024	0.0025ND	No	50	n/a	n/a	100	n/a	n/a	0.0007528	NP Intra (NDs) 1 of 2
Cadmium (mg/L)	GWC-1	0.0025	n/a	2/7/2024	0.0025ND	No	48	n/a	n/a	97.92	n/a	n/a	0.0008339	NP Intra (NDs) 1 of 2
Cadmium (mg/L)	GWC-17	0.0007865	n/a	2/6/2024	0.00065J	No	27	0.0005768	0.00008904	0	None	No	0.0003901	Param Intra 1 of 2
Cadmium (mg/L)	GWC-18	0.0025	n/a	2/7/2024	0.0025ND	No	27	n/a	n/a	96.3	n/a	n/a	0.002502	NP Intra (NDs) 1 of 2
Cadmium (mg/L)	GWC-19	0.0025	n/a	2/7/2024	0.00011J	No	27	n/a	n/a	74.07	n/a	n/a	0.002502	NP Intra (NDs) 1 of 2
Cadmium (mg/L)	GWC-20	0.0025	n/a	2/7/2024	0.00013J	No	27	n/a	n/a	55.56	n/a	n/a	0.002502	NP Intra (NDs) 1 of 2
Cadmium (mg/L)	GWC-21	0.0025	n/a	2/7/2024	0.00012J	No	27	n/a	n/a	77.78	n/a	n/a	0.002502	NP Intra (NDs) 1 of 2
Cadmium (mg/L)	GWC-23	0.0025	n/a	2/7/2024	0.0025ND	No	22	n/a	n/a	81.82	n/a	n/a	0.003707	NP Intra (NDs) 1 of 2
Cadmium (mg/L)	GWC-9	0.0025	n/a	2/7/2024	0.00012J	No	48	n/a	n/a	95.83	n/a	n/a	0.0008339	NP Intra (NDs) 1 of 2
Chromium (mg/L)	GWA-13	0.0094	n/a	2/6/2024	0.0021	No	25	n/a	n/a	64	n/a	n/a	0.002832	NP Intra (NDs) 1 of 2
Chromium (mg/L)	GWA-14	0.0047	n/a	2/6/2024	0.002ND	No	26	n/a	n/a	80.77	n/a	n/a	0.002667	NP Intra (NDs) 1 of 2
Chromium (mg/L)	GWA-15	0.0051	n/a	2/6/2024	0.0014J	No	26	n/a	n/a	61.54	n/a	n/a	0.002667	NP Intra (NDs) 1 of 2
Chromium (mg/L)	GWA-16	0.024	n/a	2/6/2024	0.0016J	No	26	n/a	n/a	34.62	n/a	n/a	0.002667	NP Intra (normality) 1 of 2
Chromium (mg/L)	GWA-2	0.003296	n/a	2/6/2024	0.002	No	47	0.0394	0.00814	19.15	Kaplan-Meier	sqrt(x)	0.0003901	Param Intra 1 of 2
Chromium (mg/L)	GWA-3	0.0049	n/a	2/6/2024	0.002ND	No	47	n/a	n/a	36.17	n/a	n/a	0.0008745	NP Intra (normality) 1 of 2
Chromium (mg/L)	GWA-4A	0.0096	n/a	2/6/2024	0.002ND	No	48	n/a	n/a	72.92	n/a	n/a	0.0008339	NP Intra (NDs) 1 of 2
Chromium (mg/L)	GWA-5	0.0054	n/a	2/6/2024	0.002ND	No	49	n/a	n/a	67.35	n/a	n/a	0.0007934	NP Intra (NDs) 1 of 2
Chromium (mg/L)	GWC-1	0.005	n/a	2/7/2024	0.0018J	No	48	n/a	n/a	39.58	n/a	n/a	0.0008339	NP Intra (normality) 1 of 2
Chromium (mg/L)	GWC-10	0.01	n/a	2/7/2024	0.003	No	48	n/a	n/a	18.75	n/a	n/a	0.0008339	NP Intra (normality) 1 of 2
Chromium (mg/L)	GWC-11	0.01022	n/a	2/7/2024	0.0058	No	48	0.005628	0.002078	2.083	None	No	0.0003901	Param Intra 1 of 2
Chromium (mg/L)	GWC-12	0.01	n/a	2/8/2024	0.002	No	48	n/a	n/a	16.67	n/a	n/a	0.0008339	NP Intra (normality) 1 of 2
Chromium (mg/L)	GWC-17	0.01	n/a	2/6/2024	0.0029	No	26	n/a	n/a	19.23	n/a	n/a	0.002667	NP Intra (normality) 1 of 2
Chromium (mg/L)	GWC-18	0.006073	n/a	2/7/2024	0.0025	No	26	-5.997	0.3771	0	None	ln(x)	0.0003901	Param Intra 1 of 2
Chromium (mg/L)	GWC-19	0.0056	n/a	2/7/2024	0.0016J	No	26	n/a	n/a	11.54	n/a	n/a	0.002667	NP Intra (normality) 1 of 2
Chromium (mg/L)	GWC-20	0.005	n/a	2/7/2024	0.002ND	No	26	n/a	n/a	76.92	n/a	n/a	0.002667	NP Intra (NDs) 1 of 2
Chromium (mg/L)	GWC-21	0.0044	n/a	2/7/2024	0.002ND	No	25	n/a	n/a	88	n/a	n/a	0.002832	NP Intra (NDs) 1 of 2
Chromium (mg/L)	GWC-23	0.004	n/a	2/7/2024	0.0029	No	22	n/a	n/a	50	n/a	n/a	0.003707	NP Intra (normality) 1 of 2
Chromium (mg/L)	GWC-9	0.0043	n/a	2/7/2024	0.002ND	No	47	n/a	n/a	65.96	n/a	n/a	0.0008745	NP Intra (NDs) 1 of 2
Cobalt (mg/L)	GWA-13	0.0014	n/a	2/6/2024	0.00049J	No	27	n/a	n/a	14.81	n/a	n/a	0.002502	NP Intra (normality) 1 of 2
Cobalt (mg/L)	GWA-14	0.0025	n/a	2/6/2024	0.00041J	No	27	n/a	n/a	33.33	n/a	n/a	0.002502	NP Intra (normality) 1 of 2
Cobalt (mg/L)	GWA-15	0.0016	n/a	2/6/2024	0.00046J	No	27	n/a	n/a	14.81	n/a	n/a	0.002502	NP Intra (normality) 1 of 2
Cobalt (mg/L)	GWA-16	0.00125	n/a	2/6/2024	0.00045J	No	27	n/a	n/a	11.11	n/a	n/a	0.002502	NP Intra (normality) 1 of 2
Cobalt (mg/L)	GWA-2	0.01	n/a	2/6/2024	0.0015J	No	48	n/a	n/a	43.75	n/a	n/a	0.0008339	NP Intra (normality) 1 of 2
Cobalt (mg/L)	GWA-3	0.0025	n/a	2/6/2024	0.00025J	No	47	n/a	n/a	72.34	n/a	n/a	0.0008745	NP Intra (NDs) 1 of 2
Cobalt (mg/L)	GWA-4A	0.013	n/a	2/6/2024	0.0014J	No	48	n/a	n/a	45.83	n/a	n/a	0.0008339	NP Intra (normality) 1 of 2
Cobalt (mg/L)	GWA-5	0.011	n/a	2/6/2024	0.00086J	No	50	n/a	n/a	40	n/a	n/a	0.0007528	NP Intra (normality) 1 of 2
Cobalt (mg/L)	GWC-1	0.0025	n/a	2/7/2024	0.0015J	No	48	n/a	n/a	41.67	n/a	n/a	0.0008339	NP Intra (normality) 1 of 2
Cobalt (mg/L)	GWC-10	0.0025	n/a	2/7/2024	0.0025ND	No	48	n/a	n/a	93.75	n/a	n/a	0.0008339	NP Intra (NDs) 1 of 2
Cobalt (mg/L)	GWC-11	0.0071	n/a	2/7/2024	0.0025ND	No	48	n/a	n/a	83.33	n/a	n/a	0.0008339	NP Intra (NDs) 1 of 2
Cobalt (mg/L)	GWC-12	0.005	n/a	2/8/2024	0.00062J	No	47	n/a	n/a	44.68	n/a	n/a	0.0008745	NP Intra (normality) 1 of 2
Cobalt (mg/L)	GWC-17	0.0025	n/a	2/6/2024	0.0025ND	No	27	n/a	n/a	29.63	n/a	n/a	0.002502	NP Intra (normality) 1 of 2
Cobalt (mg/L)	GWC-18	0.0025	n/a	2/7/2024	0.0025ND	No	27	n/a	n/a	92.59	n/a	n/a	0.002502	NP Intra (NDs) 1 of 2
Cobalt (mg/L)	GWC-19	0.0025	n/a	2/7/2024	0.0025ND	No	27	n/a	n/a	81.48	n/a	n/a	0.002502	NP Intra (NDs) 1 of 2
Cobalt (mg/L)	GWC-20	0.001868	n/a	2/7/2024	0.00078J	No	14	0.0323	0.00398	0	None	sqrt(x)	0.0003901	Param Intra 1 of 2
Cobalt (mg/L)	GWC-21	0.00225	n/a	2/7/2024	0.0008J	No	26	0.001286	0.0004069	7.692	None	No	0.0003901	Param Intra 1 of 2
Cobalt (mg/L)	GWC-23	0.01088	n/a	2/7/2024	0.0012J	No	22	0.004884	0.002457	0	None	No	0.0003901	Param Intra 1 of 2
Cobalt (mg/L)	GWC-9	0.0055	n/a	2/7/2024	0.0025ND	No	48	n/a	n/a	50	n/a	n/a	0.0008339	NP Intra (normality) 1 of 2
Copper (mg/L)	GWA-13	0.002	n/a	2/6/2024	0.002ND	No	21	n/a	n/a	95.24	n/a	n/a	0.003999	NP Intra (NDs) 1 of 2
Copper (mg/L)	GWA-14	0.002	n/a	2/6/2024	0.002ND	No	21	n/a	n/a	90.48	n/a	n/a	0.003999	NP Intra (NDs) 1 of 2
Copper (mg/L)	GWA-15	0.002	n/a	2/6/2024	0.002ND	No	21	n/a	n/a	95.24	n/a	n/a	0.003999	NP Intra (NDs) 1 of 2
Copper (mg/L)	GWA-16	0.002	n/a	2/6/2024	0.002ND	No	21	n/a	n/a	90.48	n/a	n/a	0.003999	NP Intra (NDs) 1 of 2
Copper (mg/L)	GWA-2	0.003	n/a	2/6/2024	0.002ND	No	42	n/a	n/a	97.62	n/a	n/a	0.001077	NP Intra (NDs) 1 of 2
Copper (mg/L)	GWA-3	0.0034	n/a	2/6/2024	0.002ND	No	41	n/a	n/a	87.8	n/a	n/a	0.001118	NP Intra (NDs) 1 of 2
Copper (mg/L)	GWA-4A	0.0051	n/a	2/6/2024	0.002ND	No	42	n/a	n/a	80.95	n/a	n/a	0.001077	NP Intra (NDs) 1 of 2
Copper (mg/L)	GWA-5	0.0021	n/a	2/6/2024	0.002ND	No	42	n/a	n/a	95.24	n/a	n/a	0.001077	NP Intra (NDs) 1 of 2
Copper (mg/L)	GWC-1	0.002	n/a	2/7/2024	0.002ND	No	41	n/a	n/a	97.56	n/a	n/a	0.001118	NP Intra (NDs) 1 of 2
Copper (mg/L)	GWC-11	0.0027	n/a	2/7/2024	0.002ND	No	42	n/a	n/a	90.48	n/a	n/a	0.001077	NP Intra (NDs) 1 of 2
Copper (mg/L)	GWC-12	0.002	n/a	2/8/2024	0.002ND	No	42	n/a	n/a	95.24	n/a	n/a	0.001077	NP Intra (NDs) 1 of 2
Copper (mg/L)	GWC-17	0.0021	n/a	2/6/2024	0.002ND	No	21	n/a	n/a	85.71	n/a	n/a	0.003999	NP Intra (NDs) 1 of 2
Copper (mg/L)	GWC-18	0.0021	n/a	2/7/2024	0.002ND	No	21	n/a	n/a	66.67	n/a	n/a	0.003999	NP Intra (NDs) 1 of 2
Copper (mg/L)	GWC-19	0.002	n/a	2/7/2024	0.002ND	No	21	n/a	n/a	90.48	n/a	n/a	0.003999	NP Intra (NDs) 1 of 2

Appendix I - Intrawell Prediction Limits - All Results

Plant McIntosh Client: Southern Company Data: McIntosh LF4 CCR Printed 3/11/2024, 5:32 PM

Constituent	Well	Upper Lim.	Lower Lim.	Date	Observ.	Sig.	Bg N	Bg Mean	Std. Dev.	%NDs	ND Adj.	Transform	Alpha	Method
Copper (mg/L)	GWC-20	0.002	n/a	2/7/2024	0.002ND	No	21	n/a	n/a	90.48	n/a	n/a	0.003999	NP Intra (NDs) 1 of 2
Copper (mg/L)	GWC-21	0.002	n/a	2/7/2024	0.002ND	No	20	n/a	n/a	85	n/a	n/a	0.004291	NP Intra (NDs) 1 of 2
Copper (mg/L)	GWC-23	0.002	n/a	2/7/2024	0.002ND	No	16	n/a	n/a	81.25	n/a	n/a	0.006456	NP Intra (NDs) 1 of 2
Copper (mg/L)	GWC-9	0.0021	n/a	2/7/2024	0.002ND	No	42	n/a	n/a	92.86	n/a	n/a	0.001077	NP Intra (NDs) 1 of 2
Lead (mg/L)	GWA-13	0.001	n/a	2/6/2024	0.001ND	No	27	n/a	n/a	96.3	n/a	n/a	0.002502	NP Intra (NDs) 1 of 2
Lead (mg/L)	GWA-14	0.001	n/a	2/6/2024	0.001ND	No	27	n/a	n/a	92.59	n/a	n/a	0.002502	NP Intra (NDs) 1 of 2
Lead (mg/L)	GWA-15	0.001	n/a	2/6/2024	0.001ND	No	27	n/a	n/a	100	n/a	n/a	0.002502	NP Intra (NDs) 1 of 2
Lead (mg/L)	GWA-16	0.001	n/a	2/6/2024	0.00024J	No	27	n/a	n/a	92.59	n/a	n/a	0.002502	NP Intra (NDs) 1 of 2
Lead (mg/L)	GWA-2	0.0054	n/a	2/6/2024	0.0022	No	48	n/a	n/a	89.58	n/a	n/a	0.0008339	NP Intra (NDs) 1 of 2
Lead (mg/L)	GWA-3	0.015	n/a	2/6/2024	0.001ND	No	47	n/a	n/a	97.87	n/a	n/a	0.0008745	NP Intra (NDs) 1 of 2
Lead (mg/L)	GWA-4A	0.0037	n/a	2/6/2024	0.001ND	No	48	n/a	n/a	91.67	n/a	n/a	0.0008339	NP Intra (NDs) 1 of 2
Lead (mg/L)	GWA-5	0.001	n/a	2/6/2024	0.001ND	No	50	n/a	n/a	92	n/a	n/a	0.0007528	NP Intra (NDs) 1 of 2
Lead (mg/L)	GWC-11	0.001	n/a	2/7/2024	0.001ND	No	48	n/a	n/a	89.58	n/a	n/a	0.0008339	NP Intra (NDs) 1 of 2
Lead (mg/L)	GWC-17	0.001	n/a	2/6/2024	0.001ND	No	27	n/a	n/a	100	n/a	n/a	0.002502	NP Intra (NDs) 1 of 2
Lead (mg/L)	GWC-18	0.001	n/a	2/7/2024	0.001ND	No	27	n/a	n/a	70.37	n/a	n/a	0.002502	NP Intra (NDs) 1 of 2
Lead (mg/L)	GWC-20	0.001	n/a	2/7/2024	0.001ND	No	27	n/a	n/a	96.3	n/a	n/a	0.002502	NP Intra (NDs) 1 of 2
Lead (mg/L)	GWC-21	0.001	n/a	2/7/2024	0.001ND	No	27	n/a	n/a	92.59	n/a	n/a	0.002502	NP Intra (NDs) 1 of 2
Lead (mg/L)	GWC-23	0.001	n/a	2/7/2024	0.001ND	No	22	n/a	n/a	86.36	n/a	n/a	0.003707	NP Intra (NDs) 1 of 2
Nickel (mg/L)	GWA-13	0.001	n/a	2/6/2024	0.00084J	No	21	n/a	n/a	80.95	n/a	n/a	0.003999	NP Intra (NDs) 1 of 2
Nickel (mg/L)	GWA-14	0.001	n/a	2/6/2024	0.001ND	No	21	n/a	n/a	57.14	n/a	n/a	0.003999	NP Intra (NDs) 1 of 2
Nickel (mg/L)	GWA-15	0.001	n/a	2/6/2024	0.001ND	No	21	n/a	n/a	76.19	n/a	n/a	0.003999	NP Intra (NDs) 1 of 2
Nickel (mg/L)	GWA-16	0.001	n/a	2/6/2024	0.001ND	No	21	n/a	n/a	66.67	n/a	n/a	0.003999	NP Intra (NDs) 1 of 2
Nickel (mg/L)	GWA-2	0.0043	n/a	2/6/2024	0.0011	No	42	n/a	n/a	66.67	n/a	n/a	0.001077	NP Intra (NDs) 1 of 2
Nickel (mg/L)	GWA-3	0.001	n/a	2/6/2024	0.001ND	No	40	n/a	n/a	85	n/a	n/a	0.001159	NP Intra (NDs) 1 of 2
Nickel (mg/L)	GWA-4A	0.0072	n/a	2/6/2024	0.001ND	No	42	n/a	n/a	59.52	n/a	n/a	0.001077	NP Intra (NDs) 1 of 2
Nickel (mg/L)	GWA-5	0.0031	n/a	2/6/2024	0.001ND	No	42	n/a	n/a	83.33	n/a	n/a	0.001077	NP Intra (NDs) 1 of 2
Nickel (mg/L)	GWC-1	0.0025	n/a	2/7/2024	0.0016	No	41	n/a	n/a	68.29	n/a	n/a	0.001118	NP Intra (NDs) 1 of 2
Nickel (mg/L)	GWC-10	0.0013	n/a	2/7/2024	0.001ND	No	42	n/a	n/a	90.48	n/a	n/a	0.001077	NP Intra (NDs) 1 of 2
Nickel (mg/L)	GWC-11	0.0049	n/a	2/7/2024	0.001ND	No	42	n/a	n/a	78.57	n/a	n/a	0.001077	NP Intra (NDs) 1 of 2
Nickel (mg/L)	GWC-12	0.0064	n/a	2/8/2024	0.0014	No	42	n/a	n/a	69.05	n/a	n/a	0.001077	NP Intra (NDs) 1 of 2
Nickel (mg/L)	GWC-17	0.0036	n/a	2/6/2024	0.0015	No	21	n/a	n/a	4.762	n/a	n/a	0.003999	NP Intra (normality) 1 of 2
Nickel (mg/L)	GWC-18	0.0019	n/a	2/7/2024	0.001ND	No	21	n/a	n/a	33.33	n/a	n/a	0.003999	NP Intra (normality) 1 of 2
Nickel (mg/L)	GWC-19	0.0051	n/a	2/7/2024	0.0008J	No	21	n/a	n/a	4.762	n/a	n/a	0.003999	NP Intra (normality) 1 of 2
Nickel (mg/L)	GWC-20	0.0067	n/a	2/7/2024	0.001ND	No	21	n/a	n/a	23.81	n/a	n/a	0.003999	NP Intra (normality) 1 of 2
Nickel (mg/L)	GWC-21	0.0012	n/a	2/7/2024	0.001ND	No	21	n/a	n/a	52.38	n/a	n/a	0.003999	NP Intra (NDs) 1 of 2
Nickel (mg/L)	GWC-23	0.0026	n/a	2/7/2024	0.00065J	No	16	n/a	n/a	12.5	n/a	n/a	0.006456	NP Intra (normality) 1 of 2
Nickel (mg/L)	GWC-9	0.0033	n/a	2/7/2024	0.001ND	No	42	n/a	n/a	73.81	n/a	n/a	0.001077	NP Intra (NDs) 1 of 2
Selenium (mg/L)	GWA-13	0.005	n/a	2/6/2024	0.005ND	No	27	n/a	n/a	96.3	n/a	n/a	0.002502	NP Intra (NDs) 1 of 2
Selenium (mg/L)	GWA-14	0.005	n/a	2/6/2024	0.005ND	No	27	n/a	n/a	100	n/a	n/a	0.002502	NP Intra (NDs) 1 of 2
Selenium (mg/L)	GWA-15	0.005	n/a	2/6/2024	0.005ND	No	27	n/a	n/a	96.3	n/a	n/a	0.002502	NP Intra (NDs) 1 of 2
Selenium (mg/L)	GWA-16	0.005	n/a	2/6/2024	0.005ND	No	27	n/a	n/a	96.3	n/a	n/a	0.002502	NP Intra (NDs) 1 of 2
Selenium (mg/L)	GWA-2	0.005	n/a	2/6/2024	0.005ND	No	48	n/a	n/a	93.75	n/a	n/a	0.0008339	NP Intra (NDs) 1 of 2
Selenium (mg/L)	GWA-3	0.005	n/a	2/6/2024	0.005ND	No	48	n/a	n/a	89.58	n/a	n/a	0.0008339	NP Intra (NDs) 1 of 2
Selenium (mg/L)	GWA-4A	0.005	n/a	2/6/2024	0.005ND	No	48	n/a	n/a	93.75	n/a	n/a	0.0008339	NP Intra (NDs) 1 of 2
Selenium (mg/L)	GWA-5	0.005	n/a	2/6/2024	0.005ND	No	49	n/a	n/a	97.96	n/a	n/a	0.0007934	NP Intra (NDs) 1 of 2
Selenium (mg/L)	GWC-1	0.005	n/a	2/7/2024	0.005ND	No	48	n/a	n/a	95.83	n/a	n/a	0.0008339	NP Intra (NDs) 1 of 2
Selenium (mg/L)	GWC-10	0.005	n/a	2/7/2024	0.005ND	No	48	n/a	n/a	95.83	n/a	n/a	0.0008339	NP Intra (NDs) 1 of 2
Selenium (mg/L)	GWC-11	0.005	n/a	2/7/2024	0.005ND	No	48	n/a	n/a	87.5	n/a	n/a	0.0008339	NP Intra (NDs) 1 of 2
Selenium (mg/L)	GWC-17	0.005	n/a	2/6/2024	0.005ND	No	27	n/a	n/a	100	n/a	n/a	0.002502	NP Intra (NDs) 1 of 2
Selenium (mg/L)	GWC-18	0.005	n/a	2/7/2024	0.005ND	No	27	n/a	n/a	96.3	n/a	n/a	0.002502	NP Intra (NDs) 1 of 2
Selenium (mg/L)	GWC-19	0.005	n/a	2/7/2024	0.005ND	No	27	n/a	n/a	96.3	n/a	n/a	0.002502	NP Intra (NDs) 1 of 2
Selenium (mg/L)	GWC-20	0.005	n/a	2/7/2024	0.005ND	No	27	n/a	n/a	96.3	n/a	n/a	0.002502	NP Intra (NDs) 1 of 2
Selenium (mg/L)	GWC-21	0.005	n/a	2/7/2024	0.005ND	No	27	n/a	n/a	96.3	n/a	n/a	0.002502	NP Intra (NDs) 1 of 2
Selenium (mg/L)	GWC-9	0.0058	n/a	2/7/2024	0.005ND	No	48	n/a	n/a	97.92	n/a	n/a	0.0008339	NP Intra (NDs) 1 of 2
Silver (mg/L)	GWA-13	0.001	n/a	2/6/2024	0.001ND	No	21	n/a	n/a	100	n/a	n/a	0.003999	NP Intra (NDs) 1 of 2
Silver (mg/L)	GWA-14	0.001	n/a	2/6/2024	0.001ND	No	21	n/a	n/a	100	n/a	n/a	0.003999	NP Intra (NDs) 1 of 2
Silver (mg/L)	GWA-15	0.001	n/a	2/6/2024	0.001ND	No	21	n/a	n/a	100	n/a	n/a	0.003999	NP Intra (NDs) 1 of 2
Silver (mg/L)	GWA-16	0.001	n/a	2/6/2024	0.001ND	No	21	n/a	n/a	100	n/a	n/a	0.003999	NP Intra (NDs) 1 of 2
Silver (mg/L)	GWA-2	0.001	n/a	2/6/2024	0.001ND	No	42	n/a	n/a	100	n/a	n/a	0.001077	NP Intra (NDs) 1 of 2
Silver (mg/L)	GWA-3	0.001	n/a	2/6/2024	0.001ND	No	42	n/a	n/a	100	n/a	n/a	0.001077	NP Intra (NDs) 1 of 2
Silver (mg/L)	GWA-4A	0.001	n/a	2/6/2024	0.001ND	No	42	n/a	n/a	100	n/a	n/a	0.001077	NP Intra (NDs) 1 of 2
Silver (mg/L)	GWA-5	0.001	n/a	2/6/2024	0.001ND	No	42	n/a	n/a	100	n/a	n/a	0.001077	NP Intra (NDs) 1 of 2
Silver (mg/L)	GWC-11	0.001	n/a	2/7/2024	0.001ND	No	42	n/a	n/a	97.62	n/a	n/a	0.001077	NP Intra (NDs) 1 of 2
Silver (mg/L)	GWC-17	0.001	n/a	2/6/2024	0.001ND	No	21	n/a	n/a	100	n/a	n/a	0.003999	NP Intra (NDs) 1 of 2
Silver (mg/L)	GWC-18	0.001	n/a	2/7/2024	0.001ND	No	21	n/a	n/a	100	n/a	n/a	0.003999	NP Intra (NDs) 1 of 2
Thallium (mg/L)	GWA-13	0.001	n/a	2/6/2024	0.001ND	No	27	n/a	n/a	85.19	n/a	n/a	0.002502	NP Intra (NDs) 1 of 2
Thallium (mg/L)	GWA-14	0.001	n/a	2/6/2024	0.001ND	No	27	n/a	n/a	85.19	n/a	n/a	0.002502	NP Intra (NDs) 1 of 2
Thallium (mg/L)	GWA-15	0.001	n/a	2/6/2024	0.001ND	No	27	n/a	n/a	100	n/a	n/a	0.002502	NP Intra (NDs) 1 of 2

Appendix I - Intrawell Prediction Limits - All Results

Plant McIntosh Client: Southern Company Data: McIntosh LF4 CCR Printed 3/11/2024, 5:32 PM

Constituent	Well	Upper Lim.	Lower Lim.	Date	Observ.	Sig.	Bg N	Bg Mean	Std. Dev.	%NDs	ND Adj.	Transform	Alpha	Method
Thallium (mg/L)	GWA-16	0.001	n/a	2/6/2024	0.001ND	No	27	n/a	n/a	92.59	n/a	n/a	0.002502	NP Intra (NDs) 1 of 2
Thallium (mg/L)	GWA-2	0.001	n/a	2/6/2024	0.001ND	No	46	n/a	n/a	93.48	n/a	n/a	0.0009151	NP Intra (NDs) 1 of 2
Thallium (mg/L)	GWA-3	0.001	n/a	2/6/2024	0.001ND	No	46	n/a	n/a	95.65	n/a	n/a	0.0009151	NP Intra (NDs) 1 of 2
Thallium (mg/L)	GWA-4A	0.001	n/a	2/6/2024	0.001ND	No	46	n/a	n/a	95.65	n/a	n/a	0.0009151	NP Intra (NDs) 1 of 2
Thallium (mg/L)	GWA-5	0.001	n/a	2/6/2024	0.001ND	No	48	n/a	n/a	97.92	n/a	n/a	0.0008339	NP Intra (NDs) 1 of 2
Thallium (mg/L)	GWC-10	0.001	n/a	2/7/2024	0.001ND	No	46	n/a	n/a	93.48	n/a	n/a	0.0009151	NP Intra (NDs) 1 of 2
Thallium (mg/L)	GWC-11	0.001	n/a	2/7/2024	0.001ND	No	46	n/a	n/a	93.48	n/a	n/a	0.0009151	NP Intra (NDs) 1 of 2
Thallium (mg/L)	GWC-12	0.001	n/a	2/8/2024	0.001ND	No	46	n/a	n/a	95.65	n/a	n/a	0.0009151	NP Intra (NDs) 1 of 2
Thallium (mg/L)	GWC-17	0.001	n/a	2/6/2024	0.001ND	No	27	n/a	n/a	77.78	n/a	n/a	0.002502	NP Intra (NDs) 1 of 2
Thallium (mg/L)	GWC-18	0.001	n/a	2/7/2024	0.001ND	No	27	n/a	n/a	37.04	n/a	n/a	0.002502	NP Intra (normality) 1 of 2
Thallium (mg/L)	GWC-19	0.001	n/a	2/7/2024	0.001ND	No	27	n/a	n/a	88.89	n/a	n/a	0.002502	NP Intra (NDs) 1 of 2
Thallium (mg/L)	GWC-20	0.001	n/a	2/7/2024	0.001ND	No	27	n/a	n/a	74.07	n/a	n/a	0.002502	NP Intra (NDs) 1 of 2
Thallium (mg/L)	GWC-21	0.001	n/a	2/7/2024	0.001ND	No	27	n/a	n/a	88.89	n/a	n/a	0.002502	NP Intra (NDs) 1 of 2
Thallium (mg/L)	GWC-23	0.001	n/a	2/7/2024	0.001ND	No	22	n/a	n/a	72.73	n/a	n/a	0.003707	NP Intra (NDs) 1 of 2
Thallium (mg/L)	GWC-9	0.001	n/a	2/7/2024	0.001ND	No	46	n/a	n/a	97.83	n/a	n/a	0.0009151	NP Intra (NDs) 1 of 2
Vanadium (mg/L)	GWA-13	0.0027	n/a	2/6/2024	0.002ND	No	21	n/a	n/a	80.95	n/a	n/a	0.003999	NP Intra (NDs) 1 of 2
Vanadium (mg/L)	GWA-14	0.002	n/a	2/6/2024	0.002ND	No	21	n/a	n/a	90.48	n/a	n/a	0.003999	NP Intra (NDs) 1 of 2
Vanadium (mg/L)	GWA-15	0.0041	n/a	2/6/2024	0.002ND	No	21	n/a	n/a	80.95	n/a	n/a	0.003999	NP Intra (NDs) 1 of 2
Vanadium (mg/L)	GWA-16	0.002	n/a	2/6/2024	0.00063J	No	21	n/a	n/a	80.95	n/a	n/a	0.003999	NP Intra (NDs) 1 of 2
Vanadium (mg/L)	GWA-2	0.0051	n/a	2/6/2024	0.002ND	No	42	n/a	n/a	85.71	n/a	n/a	0.001077	NP Intra (NDs) 1 of 2
Vanadium (mg/L)	GWA-3	0.005	n/a	2/6/2024	0.002ND	No	41	n/a	n/a	82.93	n/a	n/a	0.001118	NP Intra (NDs) 1 of 2
Vanadium (mg/L)	GWA-4A	0.0033	n/a	2/6/2024	0.002ND	No	42	n/a	n/a	85.71	n/a	n/a	0.001077	NP Intra (NDs) 1 of 2
Vanadium (mg/L)	GWA-5	0.0035	n/a	2/6/2024	0.002ND	No	42	n/a	n/a	88.1	n/a	n/a	0.001077	NP Intra (NDs) 1 of 2
Vanadium (mg/L)	GWC-1	0.0032	n/a	2/7/2024	0.002ND	No	41	n/a	n/a	82.93	n/a	n/a	0.001118	NP Intra (NDs) 1 of 2
Vanadium (mg/L)	GWC-10	0.0027	n/a	2/7/2024	0.0015J	No	40	n/a	n/a	65	n/a	n/a	0.001159	NP Intra (NDs) 1 of 2
Vanadium (mg/L)	GWC-11	0.0025	n/a	2/7/2024	0.0016J	No	40	n/a	n/a	57.5	n/a	n/a	0.001159	NP Intra (NDs) 1 of 2
Vanadium (mg/L)	GWC-12	0.002	n/a	2/8/2024	0.002ND	No	40	n/a	n/a	90	n/a	n/a	0.001159	NP Intra (NDs) 1 of 2
Vanadium (mg/L)	GWC-17	0.004	n/a	2/6/2024	0.00082J	No	21	n/a	n/a	80.95	n/a	n/a	0.003999	NP Intra (NDs) 1 of 2
Vanadium (mg/L)	GWC-18	0.006695	n/a	2/7/2024	0.0034	No	21	0.1443	0.01796	0	None	x^(1/3)	0.0003901	Param Intra 1 of 2
Vanadium (mg/L)	GWC-19	0.00493	n/a	2/7/2024	0.0011J	No	21	-6.575	0.5131	38.1	Kaplan-Meier	ln(x)	0.0003901	Param Intra 1 of 2
Vanadium (mg/L)	GWC-20	0.0074	n/a	2/7/2024	0.00081J	No	21	n/a	n/a	71.43	n/a	n/a	0.003999	NP Intra (NDs) 1 of 2
Vanadium (mg/L)	GWC-21	0.0058	n/a	2/7/2024	0.002ND	No	21	n/a	n/a	66.67	n/a	n/a	0.003999	NP Intra (NDs) 1 of 2
Vanadium (mg/L)	GWC-23	0.005106	n/a	2/7/2024	0.00083J	No	16	0.1084	0.02441	50	Kaplan-Meier	x^(1/3)	0.0003901	Param Intra 1 of 2
Vanadium (mg/L)	GWC-9	0.006	n/a	2/7/2024	0.001J	No	41	n/a	n/a	85.37	n/a	n/a	0.001118	NP Intra (NDs) 1 of 2
Zinc (mg/L)	GWA-13	0.0061	n/a	2/6/2024	0.0045J	No	21	n/a	n/a	57.14	n/a	n/a	0.003999	NP Intra (NDs) 1 of 2
Zinc (mg/L)	GWA-14	0.024	n/a	2/6/2024	0.0028J	No	21	n/a	n/a	28.57	n/a	n/a	0.003999	NP Intra (normality) 1 of 2
Zinc (mg/L)	GWA-15	0.014	n/a	2/6/2024	0.0041J	No	21	n/a	n/a	33.33	n/a	n/a	0.003999	NP Intra (normality) 1 of 2
Zinc (mg/L)	GWA-16	0.007341	n/a	2/6/2024	0.0029J	No	21	0.003833	0.001425	33.33	Kaplan-Meier	No	0.0003901	Param Intra 1 of 2
Zinc (mg/L)	GWA-2	0.02	n/a	2/6/2024	0.0041J	No	42	n/a	n/a	26.19	n/a	n/a	0.001077	NP Intra (normality) 1 of 2
Zinc (mg/L)	GWA-3	0.045	n/a	2/6/2024	0.005ND	No	41	n/a	n/a	48.78	n/a	n/a	0.001118	NP Intra (normality) 1 of 2
Zinc (mg/L)	GWA-4A	0.01518	n/a	2/6/2024	0.0029J	No	41	-5.376	0.5302	24.39	Kaplan-Meier	ln(x)	0.0003901	Param Intra 1 of 2
Zinc (mg/L)	GWA-5	0.022	n/a	2/6/2024	0.005ND	No	42	n/a	n/a	33.33	n/a	n/a	0.001077	NP Intra (normality) 1 of 2
Zinc (mg/L)	GWC-1	0.01047	n/a	2/7/2024	0.0033J	No	41	-5.583	0.457	26.83	Kaplan-Meier	ln(x)	0.0003901	Param Intra 1 of 2
Zinc (mg/L)	GWC-10	0.019	n/a	2/7/2024	0.005ND	No	42	n/a	n/a	69.05	n/a	n/a	0.001077	NP Intra (NDs) 1 of 2
Zinc (mg/L)	GWC-11	0.0089	n/a	2/7/2024	0.005ND	No	41	n/a	n/a	63.41	n/a	n/a	0.001118	NP Intra (NDs) 1 of 2
Zinc (mg/L)	GWC-12	0.007604	n/a	2/8/2024	0.004J	No	42	0.1529	0.01957	38.1	Kaplan-Meier	x^(1/3)	0.0003901	Param Intra 1 of 2
Zinc (mg/L)	GWC-17	0.02	n/a	2/6/2024	0.005	No	21	n/a	n/a	19.05	n/a	n/a	0.003999	NP Intra (normality) 1 of 2
Zinc (mg/L)	GWC-18	0.025	n/a	2/7/2024	0.005ND	No	20	n/a	n/a	30	n/a	n/a	0.004291	NP Intra (normality) 1 of 2
Zinc (mg/L)	GWC-19	0.017	n/a	2/7/2024	0.005ND	No	21	n/a	n/a	42.86	n/a	n/a	0.003999	NP Intra (normality) 1 of 2
Zinc (mg/L)	GWC-20	0.0084	n/a	2/7/2024	0.005ND	No	21	n/a	n/a	47.62	n/a	n/a	0.003999	NP Intra (normality) 1 of 2
Zinc (mg/L)	GWC-21	0.016	n/a	2/7/2024	0.005ND	No	21	n/a	n/a	47.62	n/a	n/a	0.003999	NP Intra (normality) 1 of 2
Zinc (mg/L)	GWC-23	0.02	n/a	2/7/2024	0.0035J	No	16	n/a	n/a	25	n/a	n/a	0.006456	NP Intra (normality) 1 of 2
Zinc (mg/L)	GWC-9	0.051	n/a	2/7/2024	0.005ND	No	42	n/a	n/a	61.9	n/a	n/a	0.001077	NP Intra (NDs) 1 of 2

Sanitas™ v.10.0.16 . UG
Hollow symbols indicate censored values.
Within Limit

Prediction Limit

Intrawell Non-parametric

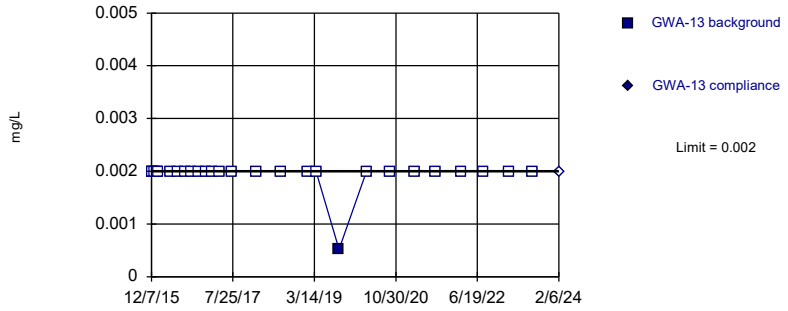

Non-parametric test used in lieu of parametric prediction limit because censored data exceeded 50%. Limit is highest of 27 background values. 96.3% NDs. Well-constituent pair annual alpha = 0.004998. Individual comparison alpha = 0.002502 (1 of 2).

Constituent: Antimony Analysis Run 3/11/2024 5:25 PM View: Appendix I - Intrawell
Plant McIntosh Client: Southern Company Data: McIntosh LF4 CCR

Sanitas™ v.10.0.16 . UG
Hollow symbols indicate censored values.
Within Limit

Prediction Limit

Intrawell Non-parametric

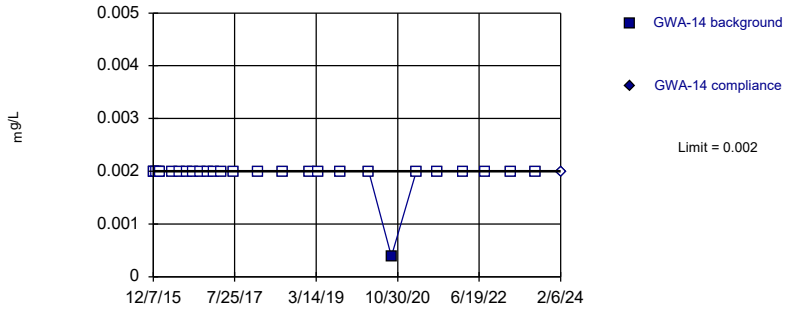

Non-parametric test used in lieu of parametric prediction limit because censored data exceeded 50%. Limit is highest of 27 background values. 96.3% NDs. Well-constituent pair annual alpha = 0.004998. Individual comparison alpha = 0.002502 (1 of 2).

Constituent: Antimony Analysis Run 3/11/2024 5:25 PM View: Appendix I - Intrawell
Plant McIntosh Client: Southern Company Data: McIntosh LF4 CCR

Sanitas™ v.10.0.16 . UG
Hollow symbols indicate censored values.
Within Limit

Prediction Limit

Intrawell Non-parametric

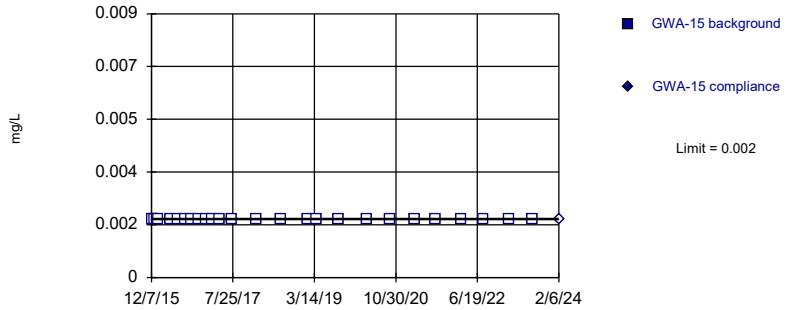

Non-parametric test used in lieu of parametric prediction limit because censored data exceeded 50%. All background values (n = 27) were censored; limit is most recent reporting limit. Well-constituent pair annual alpha = 0.004998. Individual comparison alpha = 0.002502 (1 of 2).

Constituent: Antimony Analysis Run 3/11/2024 5:25 PM View: Appendix I - Intrawell
Plant McIntosh Client: Southern Company Data: McIntosh LF4 CCR

Sanitas™ v.10.0.16 . UG
Hollow symbols indicate censored values.
Within Limit

Prediction Limit

Intrawell Non-parametric

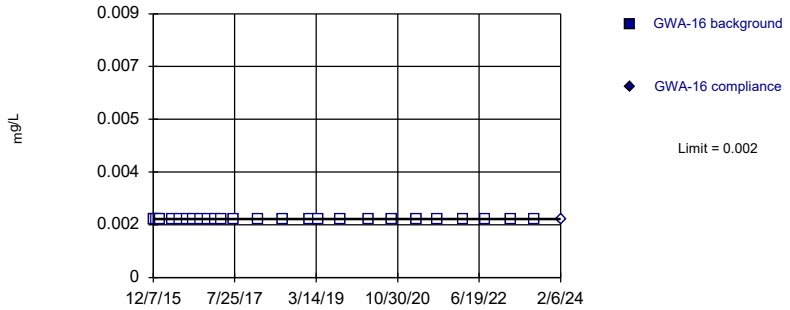

Non-parametric test used in lieu of parametric prediction limit because censored data exceeded 50%. All background values (n = 27) were censored; limit is most recent reporting limit. Well-constituent pair annual alpha = 0.004998. Individual comparison alpha = 0.002502 (1 of 2).

Constituent: Antimony Analysis Run 3/11/2024 5:25 PM View: Appendix I - Intrawell
Plant McIntosh Client: Southern Company Data: McIntosh LF4 CCR

Sanitas™ v.10.0.16 . UG
Hollow symbols indicate censored values.
Within Limit

Prediction Limit

Intrawell Non-parametric

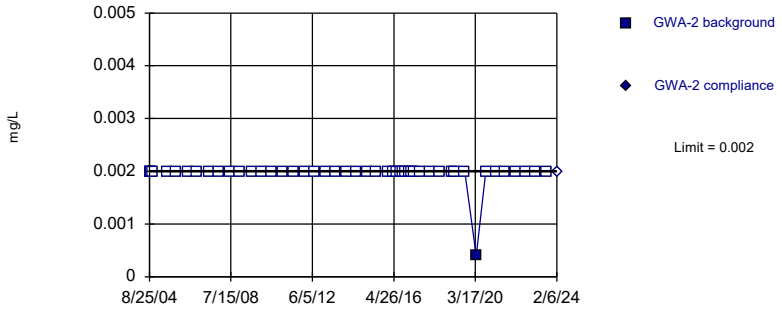

Non-parametric test used in lieu of parametric prediction limit because censored data exceeded 50%. Limit is highest of 48 background values. 97.92% NDs. Well-constituent pair annual alpha = 0.001667. Individual comparison alpha = 0.0008339 (1 of 2).

Constituent: Antimony Analysis Run 3/11/2024 5:25 PM View: Appendix I - Intrawell
Plant McIntosh Client: Southern Company Data: McIntosh LF4 CCR

Sanitas™ v.10.0.16 . UG
Hollow symbols indicate censored values.
Within Limit

Prediction Limit

Intrawell Non-parametric

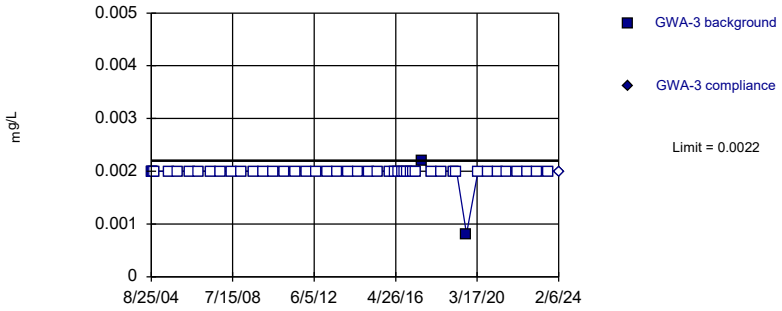

Non-parametric test used in lieu of parametric prediction limit because censored data exceeded 50%. Limit is highest of 48 background values. 95.83% NDs. Well-constituent pair annual alpha = 0.001667. Individual comparison alpha = 0.0008339 (1 of 2).

Constituent: Antimony Analysis Run 3/11/2024 5:25 PM View: Appendix I - Intrawell
Plant McIntosh Client: Southern Company Data: McIntosh LF4 CCR

Sanitas™ v.10.0.16 . UG
Hollow symbols indicate censored values.
Within Limit

Prediction Limit

Intrawell Non-parametric

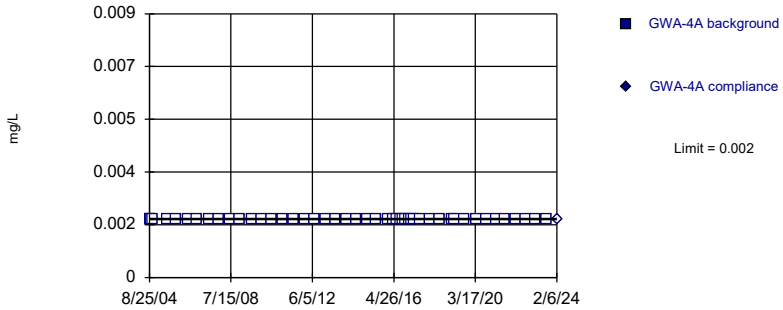

Non-parametric test used in lieu of parametric prediction limit because censored data exceeded 50%. All background values (n = 48) were censored; limit is most recent reporting limit. Well-constituent pair annual alpha = 0.001667. Individual comparison alpha = 0.0008339 (1 of 2).

Constituent: Antimony Analysis Run 3/11/2024 5:25 PM View: Appendix I - Intrawell
Plant McIntosh Client: Southern Company Data: McIntosh LF4 CCR

Sanitas™ v.10.0.16 . UG
Hollow symbols indicate censored values.
Within Limit

Prediction Limit

Intrawell Non-parametric

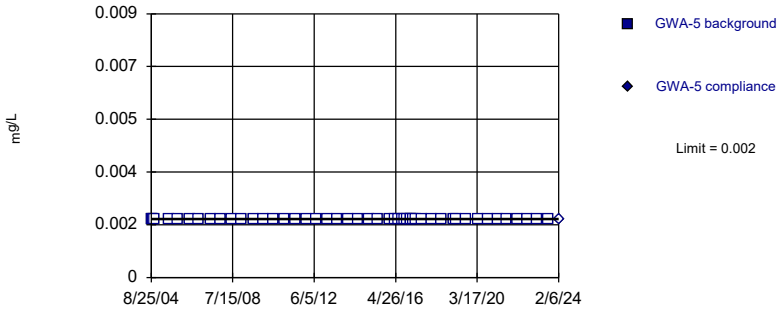

Non-parametric test used in lieu of parametric prediction limit because censored data exceeded 50%. All background values (n = 50) were censored; limit is most recent reporting limit. Well-constituent pair annual alpha = 0.001505. Individual comparison alpha = 0.0007528 (1 of 2).

Constituent: Antimony Analysis Run 3/11/2024 5:25 PM View: Appendix I - Intrawell
Plant McIntosh Client: Southern Company Data: McIntosh LF4 CCR

Sanitas™ v.10.0.16 . UG
Hollow symbols indicate censored values.
Within Limit

Prediction Limit

Intrawell Non-parametric

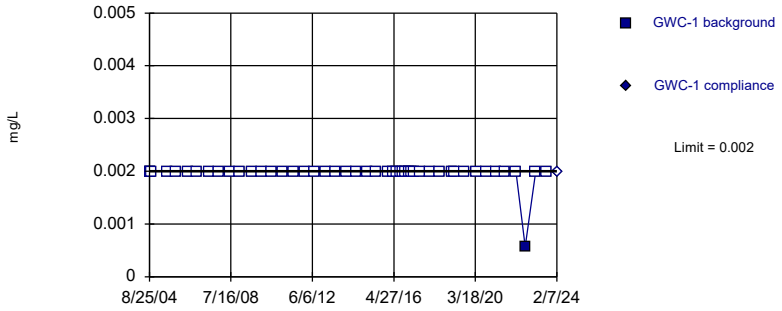

Non-parametric test used in lieu of parametric prediction limit because censored data exceeded 50%. Limit is highest of 48 background values. 97.92% NDs. Well-constituent pair annual alpha = 0.001667. Individual comparison alpha = 0.0008339 (1 of 2).

Constituent: Antimony Analysis Run 3/11/2024 5:26 PM View: Appendix I - Intrawell
Plant McIntosh Client: Southern Company Data: McIntosh LF4 CCR

Sanitas™ v.10.0.16 . UG
Hollow symbols indicate censored values.
Within Limit

Prediction Limit

Intrawell Non-parametric

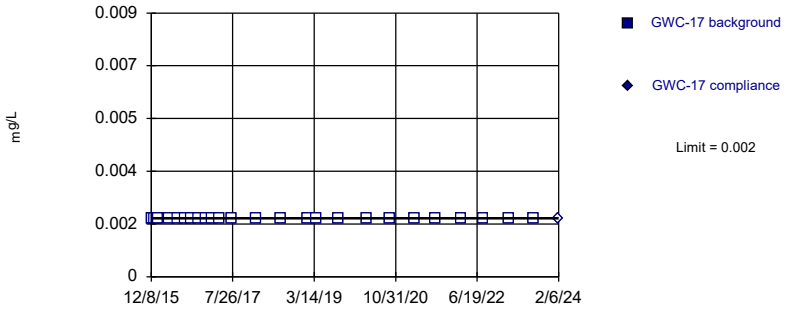

Non-parametric test used in lieu of parametric prediction limit because censored data exceeded 50%. All background values (n = 27) were censored; limit is most recent reporting limit. Well-constituent pair annual alpha = 0.004998. Individual comparison alpha = 0.002502 (1 of 2).

Constituent: Antimony Analysis Run 3/11/2024 5:26 PM View: Appendix I - Intrawell
Plant McIntosh Client: Southern Company Data: McIntosh LF4 CCR

Sanitas™ v.10.0.16 . UG
Hollow symbols indicate censored values.
Within Limit

Prediction Limit

Intrawell Non-parametric

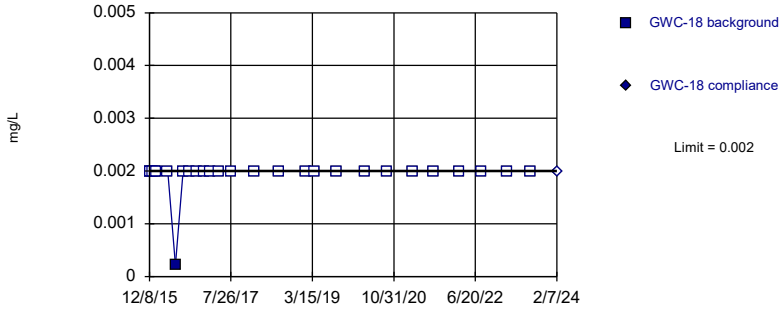

Non-parametric test used in lieu of parametric prediction limit because censored data exceeded 50%. Limit is highest of 27 background values. 96.3% NDs. Well-constituent pair annual alpha = 0.004998. Individual comparison alpha = 0.002502 (1 of 2).

Constituent: Antimony Analysis Run 3/11/2024 5:26 PM View: Appendix I - Intrawell
Plant McIntosh Client: Southern Company Data: McIntosh LF4 CCR

Sanitas™ v.10.0.16 . UG
Hollow symbols indicate censored values.
Within Limit

Prediction Limit

Intrawell Non-parametric

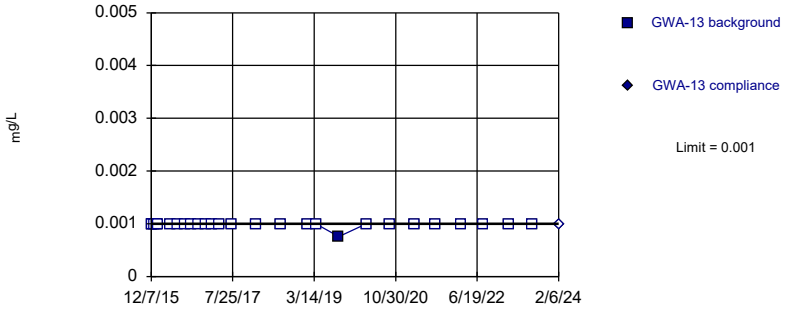

Non-parametric test used in lieu of parametric prediction limit because censored data exceeded 50%. Limit is highest of 27 background values. 96.3% NDs. Well-constituent pair annual alpha = 0.004998. Individual comparison alpha = 0.002502 (1 of 2).

Constituent: Arsenic Analysis Run 3/11/2024 5:26 PM View: Appendix I - Intrawell
Plant McIntosh Client: Southern Company Data: McIntosh LF4 CCR

Sanitas™ v.10.0.16 . UG
Hollow symbols indicate censored values.
Within Limit

Prediction Limit

Intrawell Non-parametric

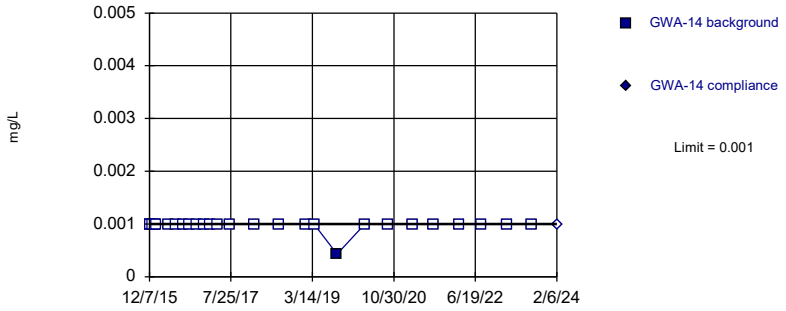

Non-parametric test used in lieu of parametric prediction limit because censored data exceeded 50%. Limit is highest of 27 background values. 96.3% NDs. Well-constituent pair annual alpha = 0.004998. Individual comparison alpha = 0.002502 (1 of 2).

Constituent: Arsenic Analysis Run 3/11/2024 5:26 PM View: Appendix I - Intrawell
Plant McIntosh Client: Southern Company Data: McIntosh LF4 CCR

Sanitas™ v.10.0.16 . UG
Hollow symbols indicate censored values.
Within Limit

Prediction Limit

Intrawell Non-parametric

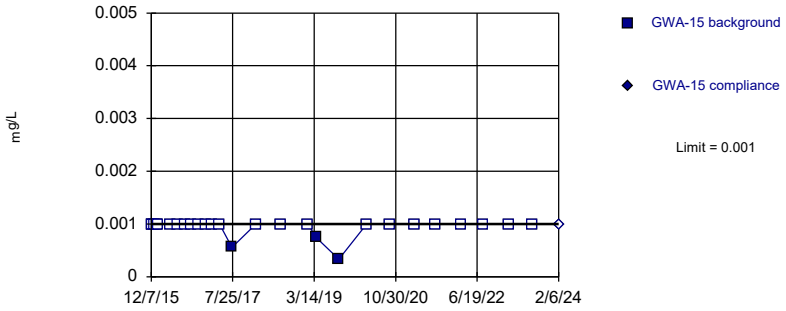

Non-parametric test used in lieu of parametric prediction limit because censored data exceeded 50%. Limit is highest of 27 background values. 88.89% NDs. Well-constituent pair annual alpha = 0.004998. Individual comparison alpha = 0.002502 (1 of 2).

Constituent: Arsenic Analysis Run 3/11/2024 5:26 PM View: Appendix I - Intrawell
Plant McIntosh Client: Southern Company Data: McIntosh LF4 CCR

Sanitas™ v.10.0.16 . UG
Hollow symbols indicate censored values.
Within Limit

Prediction Limit

Intrawell Non-parametric

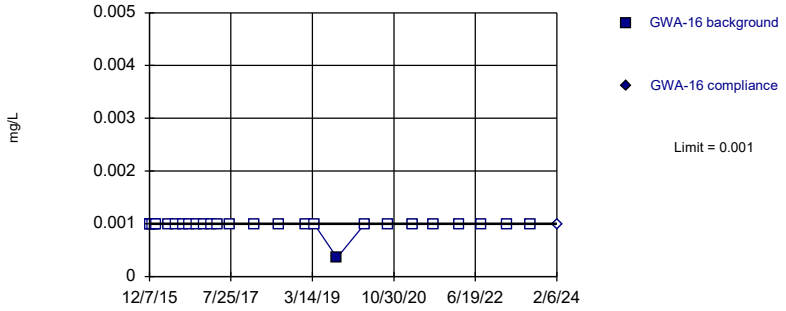

Non-parametric test used in lieu of parametric prediction limit because censored data exceeded 50%. Limit is highest of 27 background values. 96.3% NDs. Well-constituent pair annual alpha = 0.004998. Individual comparison alpha = 0.002502 (1 of 2).

Constituent: Arsenic Analysis Run 3/11/2024 5:26 PM View: Appendix I - Intrawell
Plant McIntosh Client: Southern Company Data: McIntosh LF4 CCR

Sanitas™ v.10.0.16 . UG
Hollow symbols indicate censored values.
Within Limit

Prediction Limit

Intrawell Non-parametric

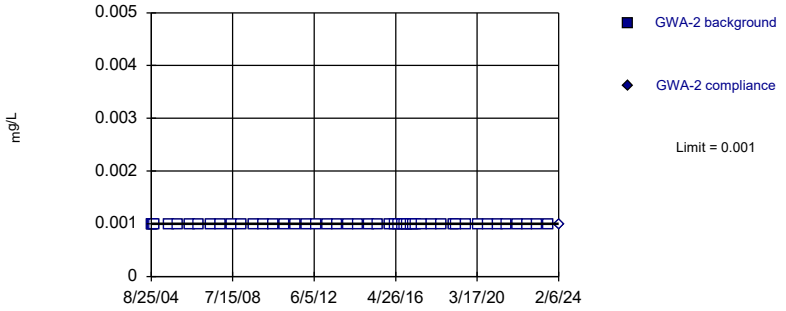

Non-parametric test used in lieu of parametric prediction limit because censored data exceeded 50%. All background values (n = 48) were censored; limit is most recent reporting limit. Well-constituent pair annual alpha = 0.001667. Individual comparison alpha = 0.0008339 (1 of 2).

Constituent: Arsenic Analysis Run 3/11/2024 5:26 PM View: Appendix I - Intrawell
Plant McIntosh Client: Southern Company Data: McIntosh LF4 CCR

Sanitas™ v.10.0.16 . UG
Hollow symbols indicate censored values.
Within Limit

Prediction Limit

Intrawell Non-parametric

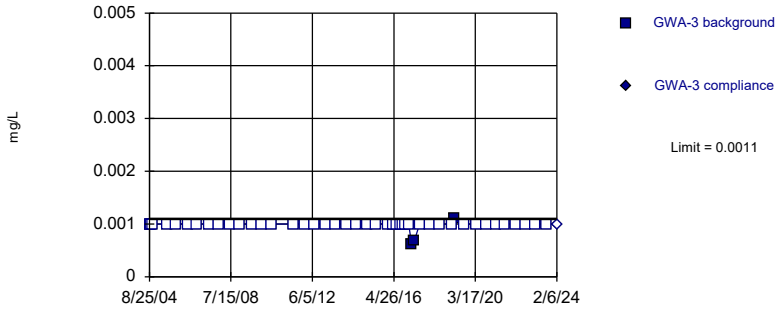

Non-parametric test used in lieu of parametric prediction limit because censored data exceeded 50%. Limit is highest of 47 background values. 93.62% NDs. Well-constituent pair annual alpha = 0.001748. Individual comparison alpha = 0.0008745 (1 of 2).

Constituent: Arsenic Analysis Run 3/11/2024 5:26 PM View: Appendix I - Intrawell
Plant McIntosh Client: Southern Company Data: McIntosh LF4 CCR

Sanitas™ v.10.0.16 . UG
Hollow symbols indicate censored values.
Within Limit

Prediction Limit

Intrawell Non-parametric

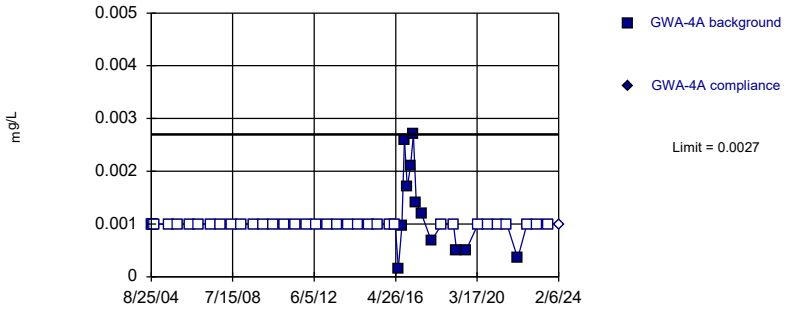

Non-parametric test used in lieu of parametric prediction limit because censored data exceeded 50%. Limit is highest of 48 background values. 75% NDs. Well-constituent pair annual alpha = 0.001667. Individual comparison alpha = 0.0008339 (1 of 2).

Constituent: Arsenic Analysis Run 3/11/2024 5:26 PM View: Appendix I - Intrawell
Plant McIntosh Client: Southern Company Data: McIntosh LF4 CCR

Sanitas™ v.10.0.16 . UG
Hollow symbols indicate censored values.
Within Limit

Prediction Limit

Intrawell Non-parametric

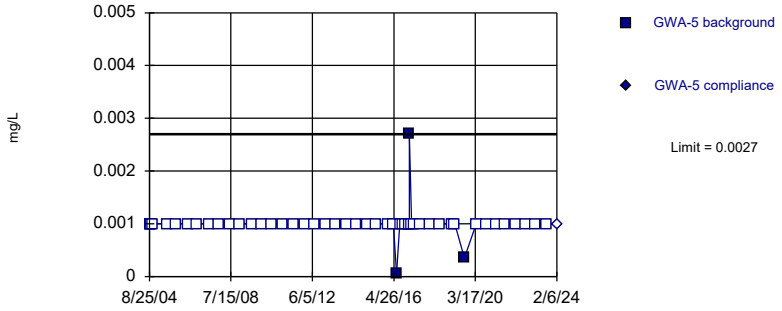

Non-parametric test used in lieu of parametric prediction limit because censored data exceeded 50%. Limit is highest of 50 background values. 94% NDs. Well-constituent pair annual alpha = 0.001505. Individual comparison alpha = 0.0007528 (1 of 2).

Constituent: Arsenic Analysis Run 3/11/2024 5:26 PM View: Appendix I - Intrawell
Plant McIntosh Client: Southern Company Data: McIntosh LF4 CCR

Sanitas™ v.10.0.16 . UG
Hollow symbols indicate censored values.
Within Limit

Prediction Limit

Intrawell Non-parametric

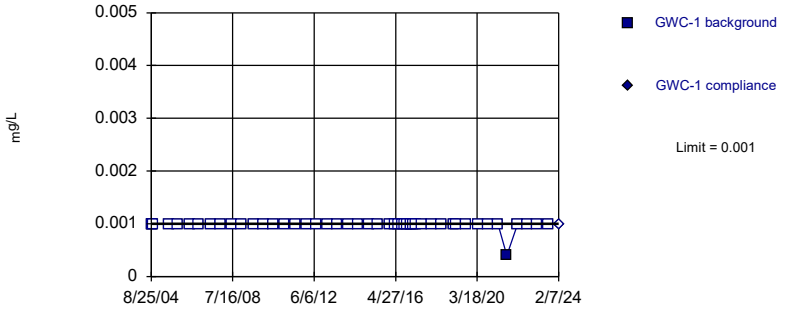

Non-parametric test used in lieu of parametric prediction limit because censored data exceeded 50%. Limit is highest of 48 background values. 97.92% NDs. Well-constituent pair annual alpha = 0.001667. Individual comparison alpha = 0.0008339 (1 of 2).

Constituent: Arsenic Analysis Run 3/11/2024 5:26 PM View: Appendix I - Intrawell
Plant McIntosh Client: Southern Company Data: McIntosh LF4 CCR

Sanitas™ v.10.0.16 . UG
Hollow symbols indicate censored values.
Within Limit

Prediction Limit

Intrawell Non-parametric

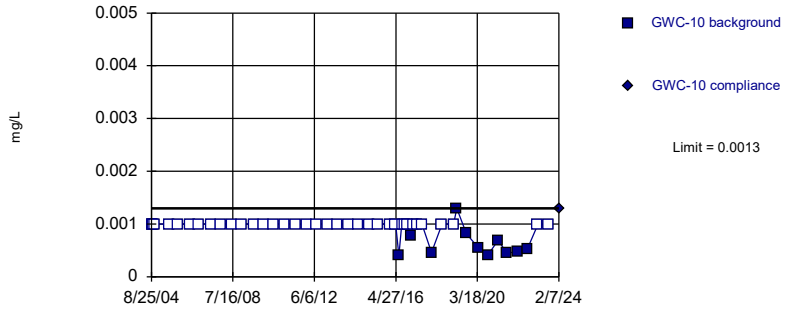

Non-parametric test used in lieu of parametric prediction limit because censored data exceeded 50%. Limit is highest of 48 background values. 77.08% NDs. Well-constituent pair annual alpha = 0.001667. Individual comparison alpha = 0.0008339 (1 of 2).

Constituent: Arsenic Analysis Run 3/11/2024 5:26 PM View: Appendix I - Intrawell
Plant McIntosh Client: Southern Company Data: McIntosh LF4 CCR

Sanitas™ v.10.0.16 . UG
Hollow symbols indicate censored values.
Within Limit

Prediction Limit

Intrawell Non-parametric

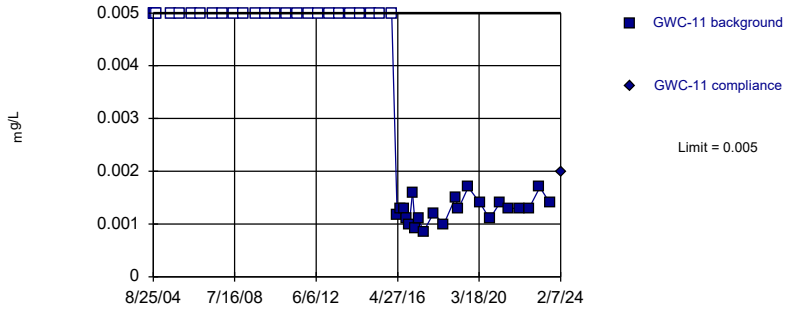

Non-parametric test used in lieu of parametric prediction limit because censored data exceeded 50%. Limit is highest of 48 background values. 54.17% NDs. Well-constituent pair annual alpha = 0.001667. Individual comparison alpha = 0.0008339 (1 of 2).

Constituent: Arsenic Analysis Run 3/11/2024 5:26 PM View: Appendix I - Intrawell
Plant McIntosh Client: Southern Company Data: McIntosh LF4 CCR

Sanitas™ v.10.0.16 . UG
Hollow symbols indicate censored values.
Within Limit

Prediction Limit

Intrawell Non-parametric

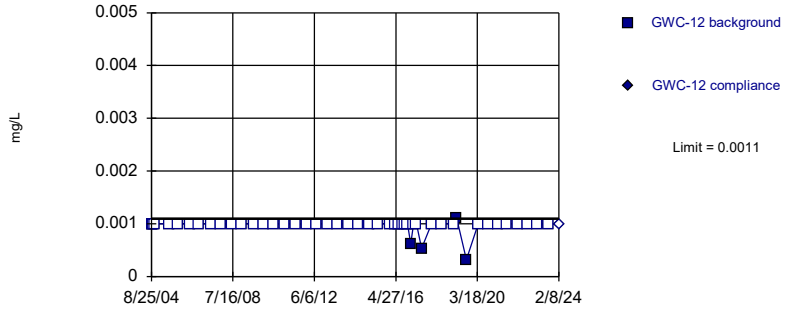

Non-parametric test used in lieu of parametric prediction limit because censored data exceeded 50%. Limit is highest of 48 background values. 91.67% NDs. Well-constituent pair annual alpha = 0.001667. Individual comparison alpha = 0.0008339 (1 of 2).

Constituent: Arsenic Analysis Run 3/11/2024 5:26 PM View: Appendix I - Intrawell
Plant McIntosh Client: Southern Company Data: McIntosh LF4 CCR

Sanitas™ v.10.0.16 . UG
Hollow symbols indicate censored values.
Within Limit

Prediction Limit

Intrawell Non-parametric

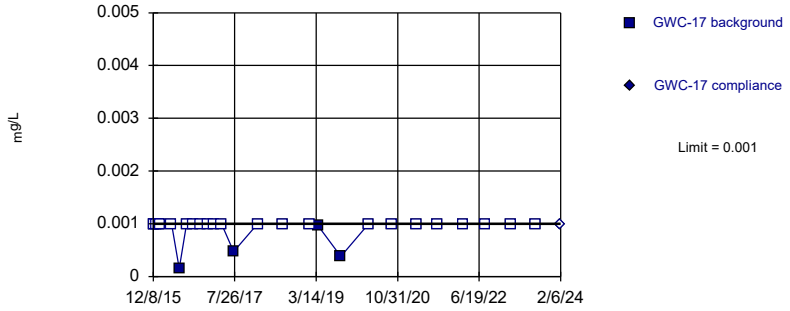

Non-parametric test used in lieu of parametric prediction limit because censored data exceeded 50%. Limit is highest of 27 background values. 85.19% NDs. Well-constituent pair annual alpha = 0.004998. Individual comparison alpha = 0.002502 (1 of 2).

Constituent: Arsenic Analysis Run 3/11/2024 5:26 PM View: Appendix I - Intrawell
Plant McIntosh Client: Southern Company Data: McIntosh LF4 CCR

Sanitas™ v.10.0.16 . UG
Hollow symbols indicate censored values.
Exceeds Limit

Prediction Limit

Intrawell Parametric

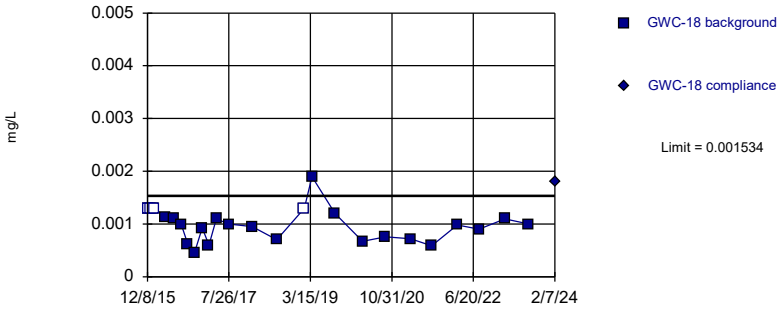

Background Data Summary (after Kaplan-Meier Adjustment): Mean=0.0008549, Std. Dev.=0.0002884, n=27, 22.22% NDs. Normality test: Shapiro Wilk @alpha = 0.01, calculated = 0.9424, critical = 0.894. Kappa = 2.355 (c=15, w=9, 1 of 2, event alpha = 0.05132). Report alpha = 0.0003901.

Constituent: Arsenic Analysis Run 3/11/2024 5:26 PM View: Appendix I - Intrawell
Plant McIntosh Client: Southern Company Data: McIntosh LF4 CCR

Sanitas™ v.10.0.16 . UG
Hollow symbols indicate censored values.
Within Limit

Prediction Limit

Intrawell Non-parametric

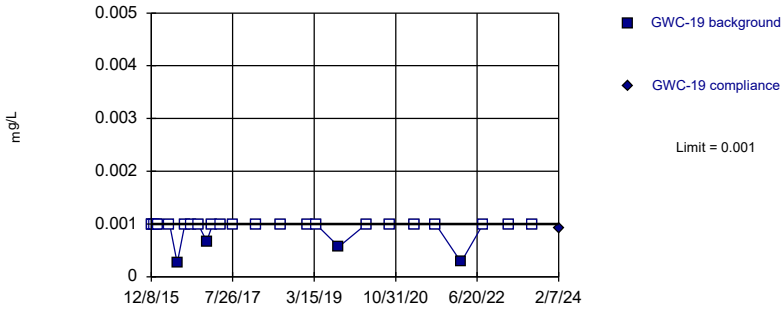

Non-parametric test used in lieu of parametric prediction limit because censored data exceeded 50%. Limit is highest of 27 background values. 85.19% NDs. Well-constituent pair annual alpha = 0.004998. Individual comparison alpha = 0.002502 (1 of 2).

Constituent: Arsenic Analysis Run 3/11/2024 5:26 PM View: Appendix I - Intrawell
Plant McIntosh Client: Southern Company Data: McIntosh LF4 CCR

Sanitas™ v.10.0.16 . UG
Hollow symbols indicate censored values.
Within Limit

Prediction Limit

Intrawell Non-parametric

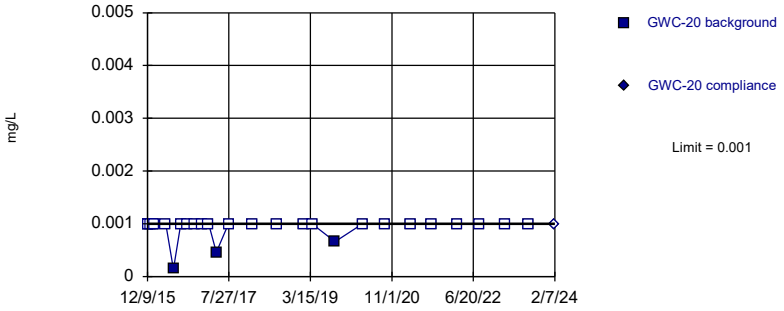

Non-parametric test used in lieu of parametric prediction limit because censored data exceeded 50%. Limit is highest of 27 background values. 88.89% NDs. Well-constituent pair annual alpha = 0.004998. Individual comparison alpha = 0.002502 (1 of 2).

Constituent: Arsenic Analysis Run 3/11/2024 5:26 PM View: Appendix I - Intrawell
Plant McIntosh Client: Southern Company Data: McIntosh LF4 CCR

Sanitas™ v.10.0.16 . UG
Hollow symbols indicate censored values.
Within Limit

Prediction Limit

Intrawell Non-parametric

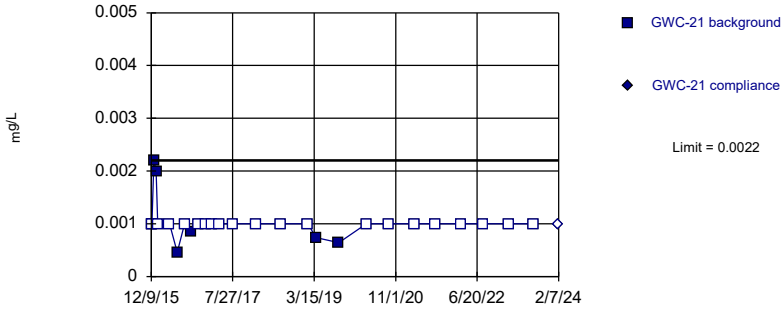

Non-parametric test used in lieu of parametric prediction limit because censored data exceeded 50%. Limit is highest of 27 background values. 77.78% NDs. Well-constituent pair annual alpha = 0.004998. Individual comparison alpha = 0.002502 (1 of 2).

Constituent: Arsenic Analysis Run 3/11/2024 5:26 PM View: Appendix I - Intrawell
Plant McIntosh Client: Southern Company Data: McIntosh LF4 CCR

Sanitas™ v.10.0.16 . UG
Hollow symbols indicate censored values.
Within Limit

Prediction Limit

Intrawell Non-parametric

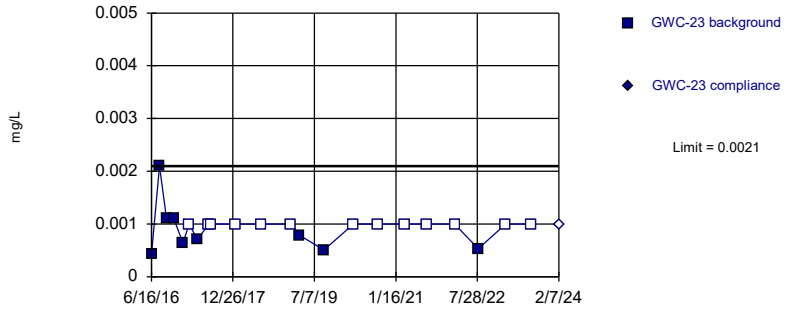

Non-parametric test used in lieu of parametric prediction limit because censored data exceeded 50%. Limit is highest of 22 background values. 59.09% NDs. Well-constituent pair annual alpha = 0.007401. Individual comparison alpha = 0.003707 (1 of 2).

Constituent: Arsenic Analysis Run 3/11/2024 5:26 PM View: Appendix I - Intrawell
Plant McIntosh Client: Southern Company Data: McIntosh LF4 CCR

Sanitas™ v.10.0.16 . UG
Hollow symbols indicate censored values.
Within Limit

Prediction Limit

Intrawell Non-parametric

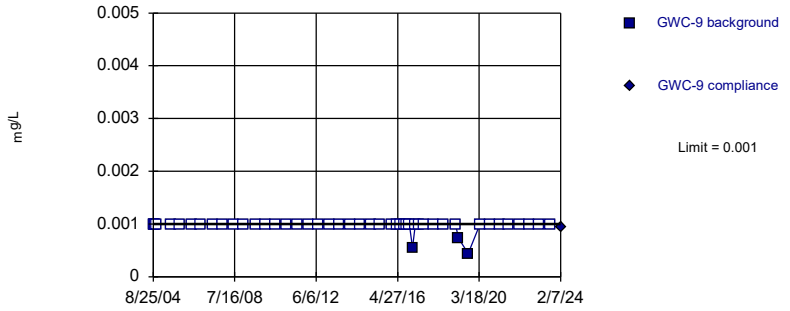

Non-parametric test used in lieu of parametric prediction limit because censored data exceeded 50%. Limit is highest of 48 background values. 93.75% NDs. Well-constituent pair annual alpha = 0.001667. Individual comparison alpha = 0.0008339 (1 of 2).

Constituent: Arsenic Analysis Run 3/11/2024 5:26 PM View: Appendix I - Intrawell
Plant McIntosh Client: Southern Company Data: McIntosh LF4 CCR

Sanitas™ v.10.0.16 . UG
Within Limit

Prediction Limit

Intrawell Non-parametric

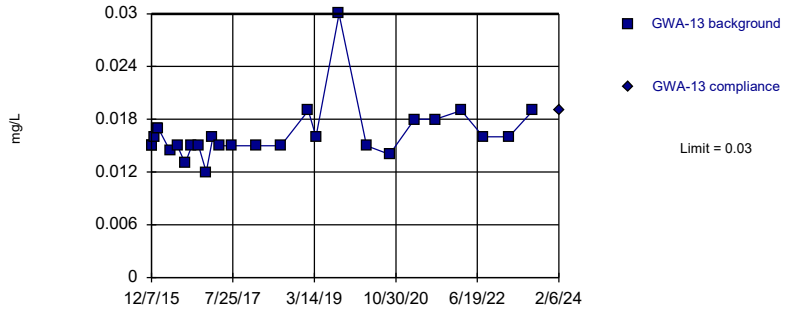

Non-parametric test used in lieu of parametric prediction limit because the Shapiro Wilk normality test showed the data to be non-normal at the 0.01 alpha level. Limit is highest of 27 background values. Well-constituent pair annual alpha = 0.004998. Individual comparison alpha = 0.002502 (1 of 2).

Constituent: Barium Analysis Run 3/11/2024 5:26 PM View: Appendix I - Intrawell
Plant McIntosh Client: Southern Company Data: McIntosh LF4 CCR

Sanitas™ v.10.0.16 . UG
Within Limit

Prediction Limit

Intrawell Parametric

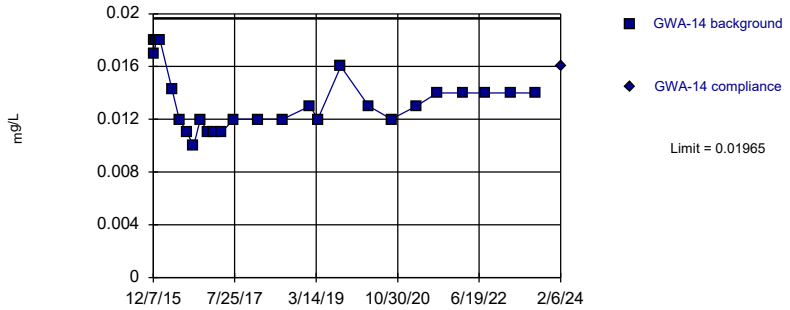

Background Data Summary (based on square root transformation): Mean=0.116, Std. Dev.=0.01025, n=27. Normality test: Shapiro Wilk @alpha = 0.01, calculated = 0.8943, critical = 0.894. Kappa = 2.355 (c=15, w=9, 1 of 2, event alpha = 0.05132). Report alpha = 0.0003901.

Constituent: Barium Analysis Run 3/11/2024 5:26 PM View: Appendix I - Intrawell
Plant McIntosh Client: Southern Company Data: McIntosh LF4 CCR

Sanitas™ v.10.0.16 . UG

Within Limit

Prediction Limit

Intrawell Parametric

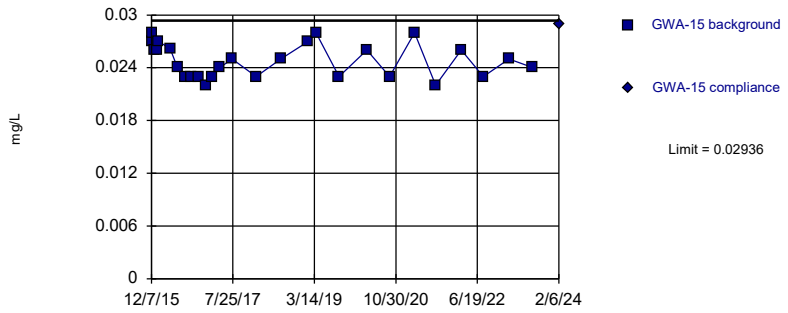

Background Data Summary: Mean=0.02482, Std. Dev.=0.001927, n=27. Normality test: Shapiro Wilk @alpha = 0.01, calculated = 0.9053, critical = 0.894. Kappa = 2.355 (c=15, w=9, 1 of 2, event alpha = 0.05132). Report alpha = 0.0003901.

Constituent: Barium Analysis Run 3/11/2024 5:26 PM View: Appendix I - Intrawell

Plant McIntosh Client: Southern Company Data: McIntosh LF4 CCR

Sanitas™ v.10.0.16 . UG

Within Limit

Prediction Limit

Intrawell Parametric

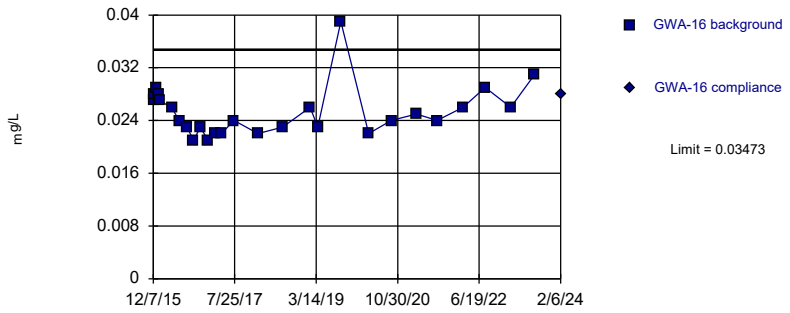

Background Data Summary (based on natural log transformation): Mean=-3.684, Std. Dev.=0.1375, n=27. Normality test: Shapiro Wilk @alpha = 0.01, calculated = 0.9063, critical = 0.894. Kappa = 2.355 (c=15, w=9, 1 of 2, event alpha = 0.05132). Report alpha = 0.0003901.

Constituent: Barium Analysis Run 3/11/2024 5:26 PM View: Appendix I - Intrawell

Plant McIntosh Client: Southern Company Data: McIntosh LF4 CCR

Sanitas™ v.10.0.16 . UG

Within Limit

Prediction Limit

Intrawell Parametric

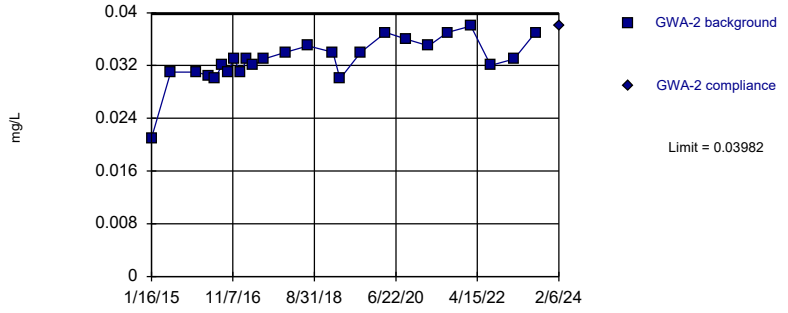

Background Data Summary (based on square transformation): Mean=0.001088, Std. Dev.=0.0002091, n=25. Normality test: Shapiro Wilk @alpha = 0.01, calculated = 0.9176, critical = 0.888. Kappa = 2.38 (c=15, w=9, 1 of 2, event alpha = 0.05132). Report alpha = 0.0003901.

Constituent: Barium Analysis Run 3/11/2024 5:26 PM View: Appendix I - Intrawell

Plant McIntosh Client: Southern Company Data: McIntosh LF4 CCR

Sanitas™ v.10.0.16 . UG

Within Limit

Prediction Limit

Intrawell Parametric

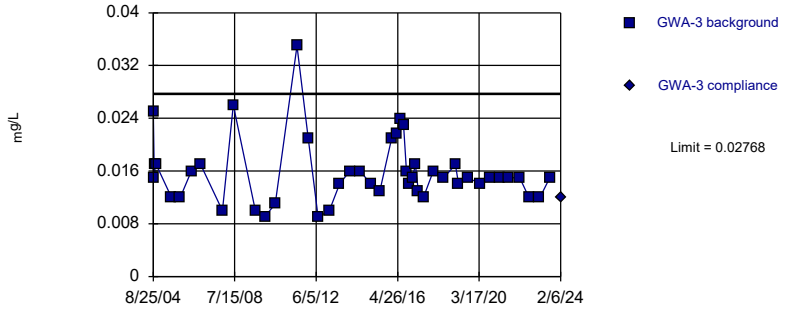

Background Data Summary (based on cube root transformation): Mean=0.2487, Std. Dev.=0.02426, n=45. Normality test: Shapiro Wilk @alpha = 0.01, calculated = 0.9324, critical = 0.926. Kappa = 2.22 (c=15, w=9, 1 of 2, event alpha = 0.05132). Report alpha = 0.0003901.

Constituent: Barium Analysis Run 3/11/2024 5:26 PM View: Appendix I - Intrawell

Plant McIntosh Client: Southern Company Data: McIntosh LF4 CCR

Sanitas™ v.10.0.16 . UG

Within Limit

Prediction Limit

Intrawell Parametric

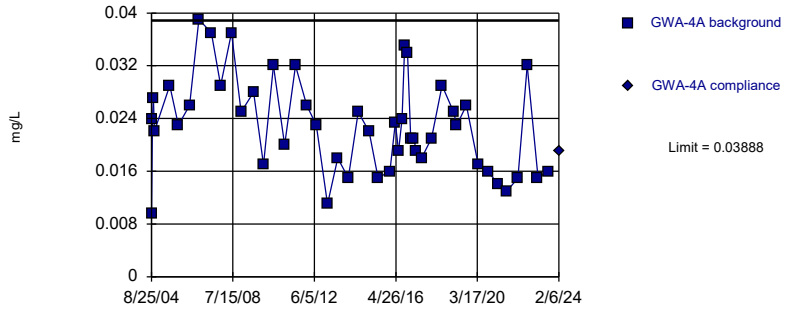

Background Data Summary: Mean=0.023, Std. Dev.=0.007191, n=48. Normality test: Shapiro Wilk @alpha = 0.01, calculated = 0.9667, critical = 0.929. Kappa = 2.208 (c=15, w=9, 1 of 2, event alpha = 0.05132). Report alpha = 0.0003901.

Constituent: Barium Analysis Run 3/11/2024 5:26 PM View: Appendix I - Intrawell

Plant McIntosh Client: Southern Company Data: McIntosh LF4 CCR

Sanitas™ v.10.0.16 . UG

Within Limit

Prediction Limit

Intrawell Parametric

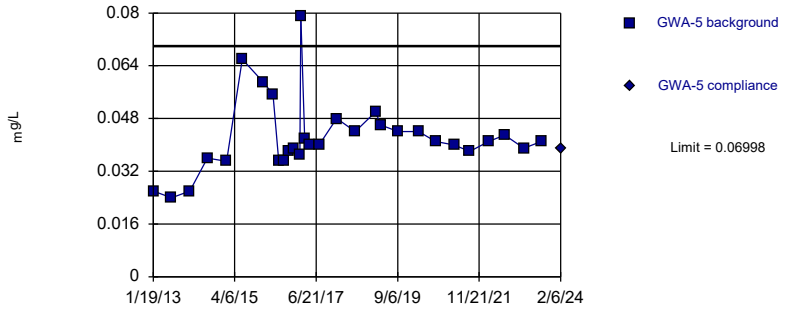

Background Data Summary (based on square root transformation): Mean=0.2043, Std. Dev.=0.02601, n=30. Normality test: Shapiro Wilk @alpha = 0.01, calculated = 0.9179, critical = 0.9. Kappa = 2.318 (c=15, w=9, 1 of 2, event alpha = 0.05132). Report alpha = 0.0003901.

Constituent: Barium Analysis Run 3/11/2024 5:26 PM View: Appendix I - Intrawell

Plant McIntosh Client: Southern Company Data: McIntosh LF4 CCR

Sanitas™ v.10.0.16 . UG

Within Limit

Prediction Limit

Intrawell Parametric

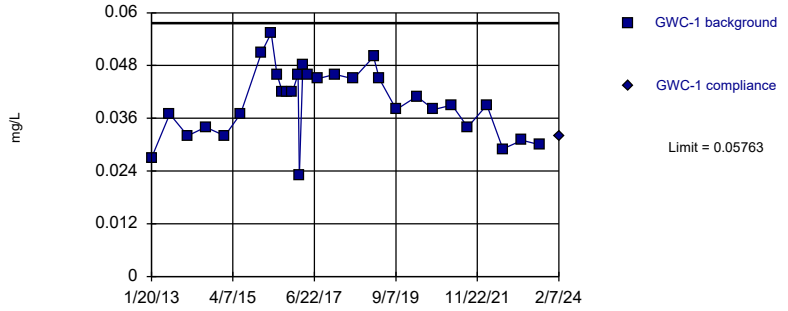

Background Data Summary: Mean=0.03968, Std. Dev.=0.007744, n=30. Normality test: Shapiro Wilk @alpha = 0.01, calculated = 0.9811, critical = 0.9. Kappa = 2.318 (c=15, w=9, 1 of 2, event alpha = 0.05132). Report alpha = 0.0003901.

Constituent: Barium Analysis Run 3/11/2024 5:26 PM View: Appendix I - Intrawell

Plant McIntosh Client: Southern Company Data: McIntosh LF4 CCR

Sanitas™ v.10.0.16 . UG

Within Limit

Prediction Limit

Intrawell Non-parametric

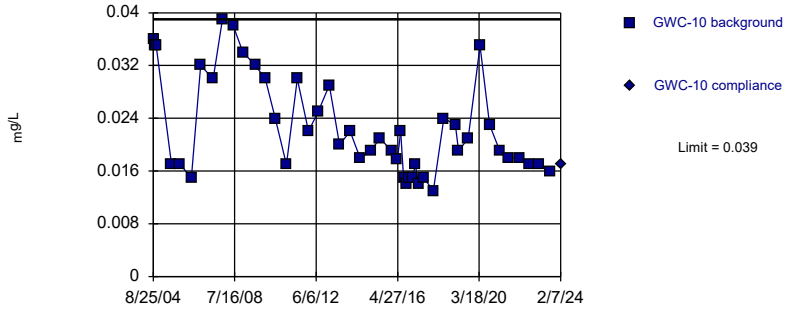

Non-parametric test used in lieu of parametric prediction limit because the Shapiro Wilk normality test showed the data to be non-normal at the 0.01 alpha level. Limit is highest of 48 background values. Well-constituent pair annual alpha = 0.001667. Individual comparison alpha = 0.0008339 (1 of 2).

Constituent: Barium Analysis Run 3/11/2024 5:26 PM View: Appendix I - Intrawell

Plant McIntosh Client: Southern Company Data: McIntosh LF4 CCR

Sanitas™ v.10.0.16 . UG

Within Limit

Prediction Limit

Intrawell Non-parametric

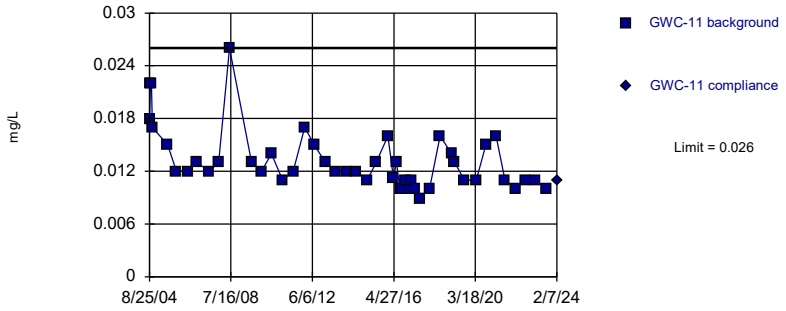

Non-parametric test used in lieu of parametric prediction limit because the Shapiro Wilk normality test showed the data to be non-normal at the 0.01 alpha level. Limit is highest of 47 background values. Well-constituent pair annual alpha = 0.001748. Individual comparison alpha = 0.0008745 (1 of 2).

Constituent: Barium Analysis Run 3/11/2024 5:26 PM View: Appendix I - Intrawell
Plant McIntosh Client: Southern Company Data: McIntosh LF4 CCR

Sanitas™ v.10.0.16 . UG

Within Limit

Prediction Limit

Intrawell Non-parametric

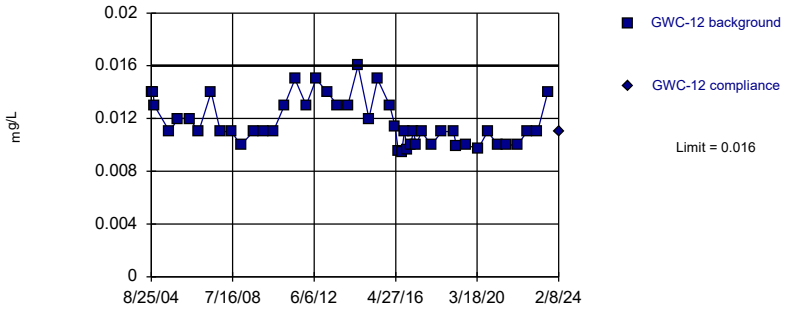

Non-parametric test used in lieu of parametric prediction limit because the Shapiro Wilk normality test showed the data to be non-normal at the 0.01 alpha level. Limit is highest of 48 background values. Well-constituent pair annual alpha = 0.001667. Individual comparison alpha = 0.0008339 (1 of 2).

Constituent: Barium Analysis Run 3/11/2024 5:26 PM View: Appendix I - Intrawell
Plant McIntosh Client: Southern Company Data: McIntosh LF4 CCR

Sanitas™ v.10.0.16 . UG

Within Limit

Prediction Limit

Intrawell Non-parametric

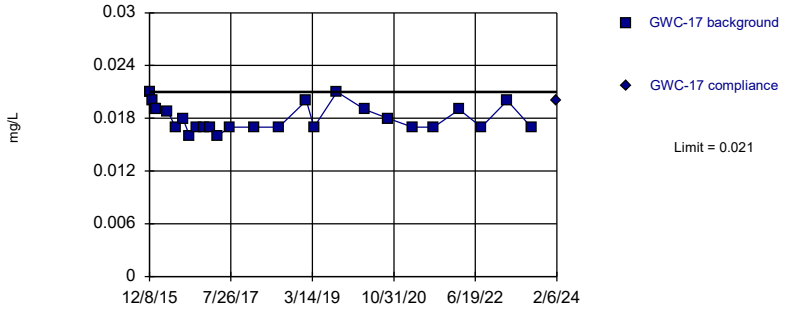

Non-parametric test used in lieu of parametric prediction limit because the Shapiro Wilk normality test showed the data to be non-normal at the 0.01 alpha level. Limit is highest of 27 background values. Well-constituent pair annual alpha = 0.004998. Individual comparison alpha = 0.002502 (1 of 2).

Constituent: Barium Analysis Run 3/11/2024 5:26 PM View: Appendix I - Intrawell
Plant McIntosh Client: Southern Company Data: McIntosh LF4 CCR

Sanitas™ v.10.0.16 . UG

Within Limit

Prediction Limit

Intrawell Parametric

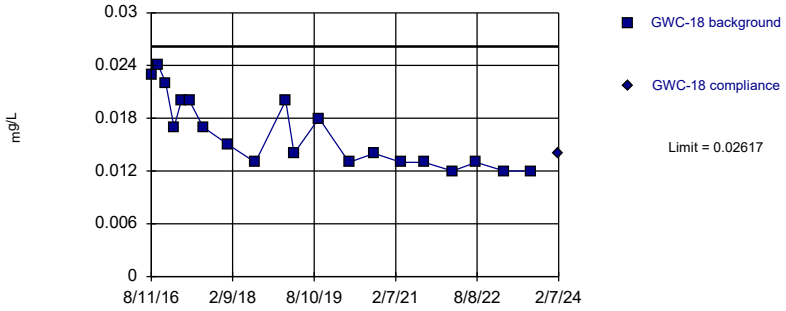

Background Data Summary: Mean=0.01625, Std. Dev.=0.003998, n=20. Normality test: Shapiro Wilk @alpha = 0.01, calculated = 0.8729, critical = 0.868. Kappa = 2.481 (c=15, w=9, 1 of 2, event alpha = 0.05132). Report alpha = 0.0003901.

Constituent: Barium Analysis Run 3/11/2024 5:26 PM View: Appendix I - Intrawell
Plant McIntosh Client: Southern Company Data: McIntosh LF4 CCR

Sanitas™ v.10.0.16 . UG

Within Limit

Prediction Limit

Intrawell Parametric

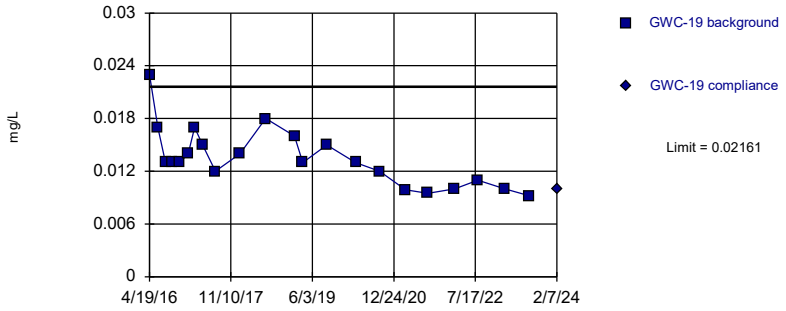

Background Data Summary: Mean=0.01353, Std. Dev.=0.003311, n=22. Normality test: Shapiro Wilk @alpha = 0.01, calculated = 0.92, critical = 0.878. Kappa = 2.441 (c=15, w=9, 1 of 2, event alpha = 0.05132). Report alpha = 0.0003901.

Constituent: Barium Analysis Run 3/11/2024 5:26 PM View: Appendix I - Intrawell

Plant McIntosh Client: Southern Company Data: McIntosh LF4 CCR

Sanitas™ v.10.0.16 . UG

Within Limit

Prediction Limit

Intrawell Parametric

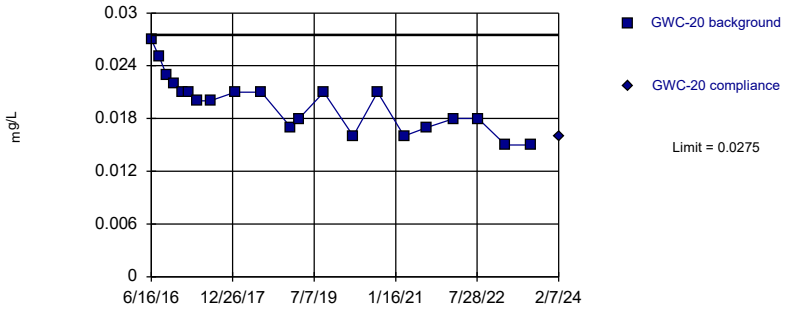

Background Data Summary: Mean=0.01967, Std. Dev.=0.003183, n=21. Normality test: Shapiro Wilk @alpha = 0.01, calculated = 0.9452, critical = 0.873. Kappa = 2.461 (c=15, w=9, 1 of 2, event alpha = 0.05132). Report alpha = 0.0003901.

Constituent: Barium Analysis Run 3/11/2024 5:26 PM View: Appendix I - Intrawell

Plant McIntosh Client: Southern Company Data: McIntosh LF4 CCR

Sanitas™ v.10.0.16 . UG

Within Limit

Prediction Limit

Intrawell Parametric

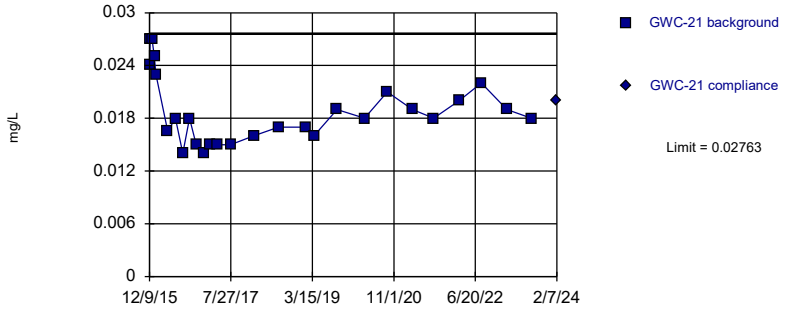

Background Data Summary: Mean=0.01876, Std. Dev.=0.003766, n=27. Normality test: Shapiro Wilk @alpha = 0.01, calculated = 0.9038, critical = 0.894. Kappa = 2.355 (c=15, w=9, 1 of 2, event alpha = 0.05132). Report alpha = 0.0003901.

Constituent: Barium Analysis Run 3/11/2024 5:26 PM View: Appendix I - Intrawell

Plant McIntosh Client: Southern Company Data: McIntosh LF4 CCR

Sanitas™ v.10.0.16 . UG

Within Limit

Prediction Limit

Intrawell Parametric

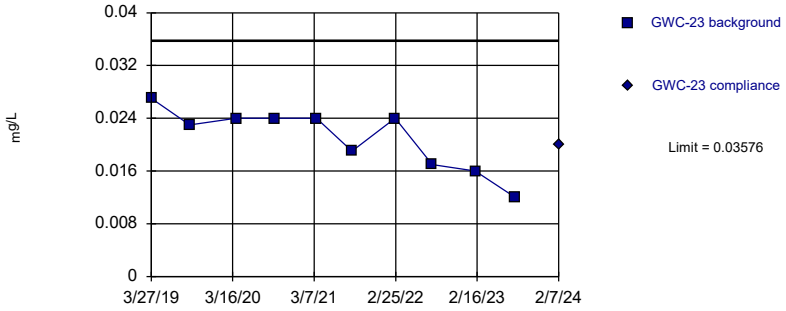

Background Data Summary: Mean=0.021, Std. Dev.=0.004738, n=10. Normality test: Shapiro Wilk @alpha = 0.05, calculated = 0.8878, critical = 0.842. Kappa = 3.115 (c=15, w=9, 1 of 2, event alpha = 0.05132). Report alpha = 0.0003901.

Constituent: Barium Analysis Run 3/11/2024 5:26 PM View: Appendix I - Intrawell

Plant McIntosh Client: Southern Company Data: McIntosh LF4 CCR

Sanitas™ v.10.0.16 . UG

Within Limit

Prediction Limit

Intrawell Parametric

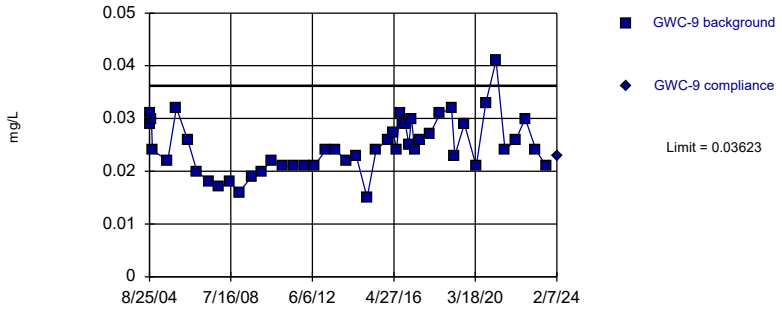

Background Data Summary: Mean=0.02486, Std. Dev.=0.005149, n=48. Normality test: Shapiro Wilk @alpha = 0.01, calculated = 0.9692, critical = 0.929. Kappa = 2.208 (c=15, w=9, 1 of 2, event alpha = 0.05132). Report alpha = 0.0003901.

Constituent: Barium Analysis Run 3/11/2024 5:26 PM View: Appendix I - Intrawell

Plant McIntosh Client: Southern Company Data: McIntosh LF4 CCR

Sanitas™ v.10.0.16 . UG

Hollow symbols indicate censored values.

Within Limit

Prediction Limit

Intrawell Non-parametric

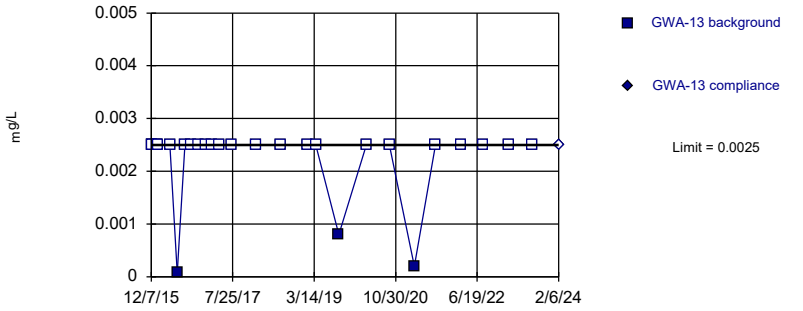

Non-parametric test used in lieu of parametric prediction limit because censored data exceeded 50%. Limit is highest of 26 background values. 88.46% NDs. Well-constituent pair annual alpha = 0.005327. Individual comparison alpha = 0.002667 (1 of 2).

Constituent: Beryllium Analysis Run 3/11/2024 5:26 PM View: Appendix I - Intrawell

Plant McIntosh Client: Southern Company Data: McIntosh LF4 CCR

Sanitas™ v.10.0.16 . UG

Hollow symbols indicate censored values.

Within Limit

Prediction Limit

Intrawell Non-parametric

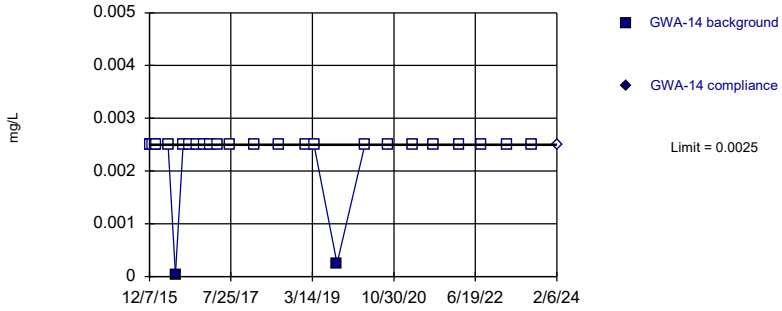

Non-parametric test used in lieu of parametric prediction limit because censored data exceeded 50%. Limit is highest of 27 background values. 92.59% NDs. Well-constituent pair annual alpha = 0.004998. Individual comparison alpha = 0.002502 (1 of 2).

Constituent: Beryllium Analysis Run 3/11/2024 5:26 PM View: Appendix I - Intrawell

Plant McIntosh Client: Southern Company Data: McIntosh LF4 CCR

Sanitas™ v.10.0.16 . UG

Hollow symbols indicate censored values.

Within Limit

Prediction Limit

Intrawell Non-parametric

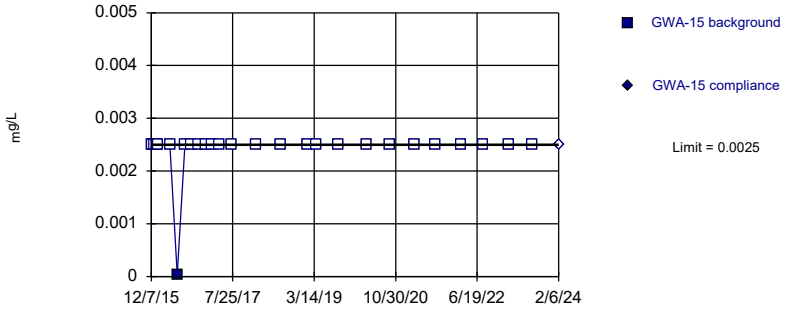

Non-parametric test used in lieu of parametric prediction limit because censored data exceeded 50%. Limit is highest of 27 background values. 96.3% NDs. Well-constituent pair annual alpha = 0.004998. Individual comparison alpha = 0.002502 (1 of 2).

Constituent: Beryllium Analysis Run 3/11/2024 5:26 PM View: Appendix I - Intrawell

Plant McIntosh Client: Southern Company Data: McIntosh LF4 CCR

Sanitas™ v.10.0.16 . UG
Hollow symbols indicate censored values.
Within Limit

Prediction Limit

Intrawell Non-parametric

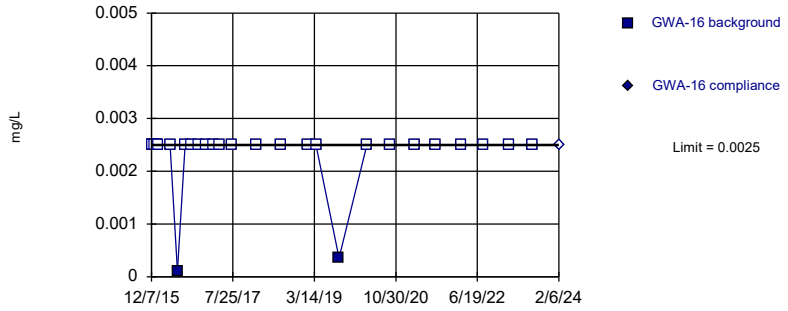

Non-parametric test used in lieu of parametric prediction limit because censored data exceeded 50%. Limit is highest of 27 background values. 92.59% NDs. Well-constituent pair annual alpha = 0.004998. Individual comparison alpha = 0.002502 (1 of 2).

Constituent: Beryllium Analysis Run 3/11/2024 5:26 PM View: Appendix I - Intrawell
Plant McIntosh Client: Southern Company Data: McIntosh LF4 CCR

Sanitas™ v.10.0.16 . UG
Hollow symbols indicate censored values.
Within Limit

Prediction Limit

Intrawell Non-parametric

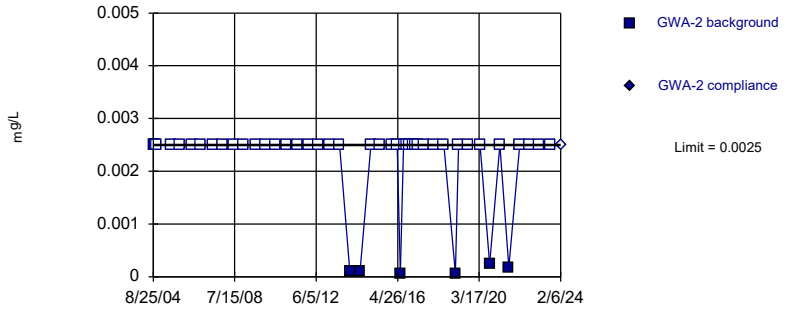

Non-parametric test used in lieu of parametric prediction limit because censored data exceeded 50%. Limit is highest of 48 background values. 87.5% NDs. Well-constituent pair annual alpha = 0.001667. Individual comparison alpha = 0.0008339 (1 of 2).

Constituent: Beryllium Analysis Run 3/11/2024 5:26 PM View: Appendix I - Intrawell
Plant McIntosh Client: Southern Company Data: McIntosh LF4 CCR

Sanitas™ v.10.0.16 . UG
Hollow symbols indicate censored values.
Within Limit

Prediction Limit

Intrawell Non-parametric

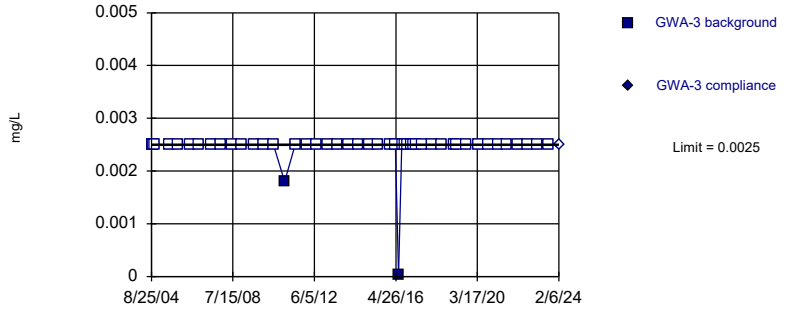

Non-parametric test used in lieu of parametric prediction limit because censored data exceeded 50%. Limit is highest of 48 background values. 95.83% NDs. Well-constituent pair annual alpha = 0.001667. Individual comparison alpha = 0.0008339 (1 of 2).

Constituent: Beryllium Analysis Run 3/11/2024 5:26 PM View: Appendix I - Intrawell
Plant McIntosh Client: Southern Company Data: McIntosh LF4 CCR

Sanitas™ v.10.0.16 . UG
Hollow symbols indicate censored values.
Within Limit

Prediction Limit

Intrawell Non-parametric

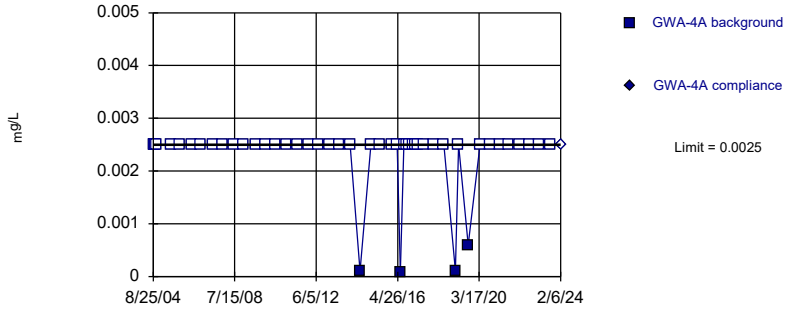

Non-parametric test used in lieu of parametric prediction limit because censored data exceeded 50%. Limit is highest of 48 background values. 91.67% NDs. Well-constituent pair annual alpha = 0.001667. Individual comparison alpha = 0.0008339 (1 of 2).

Constituent: Beryllium Analysis Run 3/11/2024 5:26 PM View: Appendix I - Intrawell
Plant McIntosh Client: Southern Company Data: McIntosh LF4 CCR

Sanitas™ v.10.0.16 . UG
Hollow symbols indicate censored values.
Within Limit

Prediction Limit

Intrawell Non-parametric

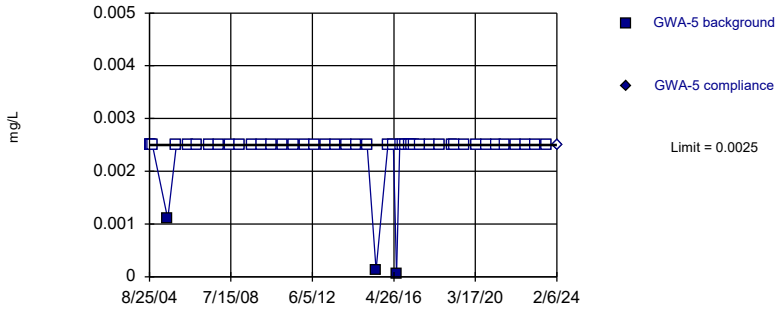

Non-parametric test used in lieu of parametric prediction limit because censored data exceeded 50%. Limit is highest of 50 background values. 94% NDs. Well-constituent pair annual alpha = 0.001505. Individual comparison alpha = 0.0007528 (1 of 2).

Constituent: Beryllium Analysis Run 3/11/2024 5:26 PM View: Appendix I - Intrawell
Plant McIntosh Client: Southern Company Data: McIntosh LF4 CCR

Sanitas™ v.10.0.16 . UG
Hollow symbols indicate censored values.
Within Limit

Prediction Limit

Intrawell Non-parametric

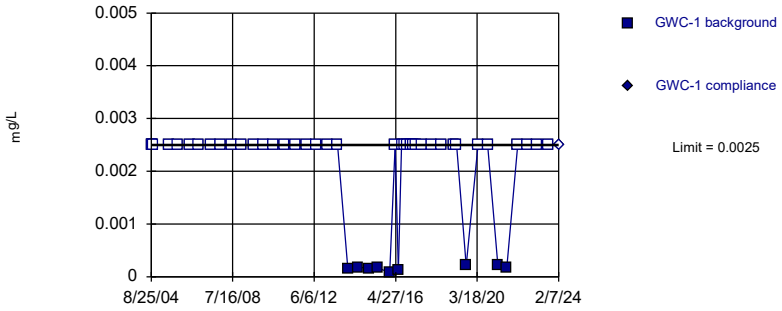

Non-parametric test used in lieu of parametric prediction limit because censored data exceeded 50%. Limit is highest of 48 background values. 81.25% NDs. Well-constituent pair annual alpha = 0.001667. Individual comparison alpha = 0.0008339 (1 of 2).

Constituent: Beryllium Analysis Run 3/11/2024 5:26 PM View: Appendix I - Intrawell
Plant McIntosh Client: Southern Company Data: McIntosh LF4 CCR

Sanitas™ v.10.0.16 . UG
Hollow symbols indicate censored values.
Within Limit

Prediction Limit

Intrawell Non-parametric

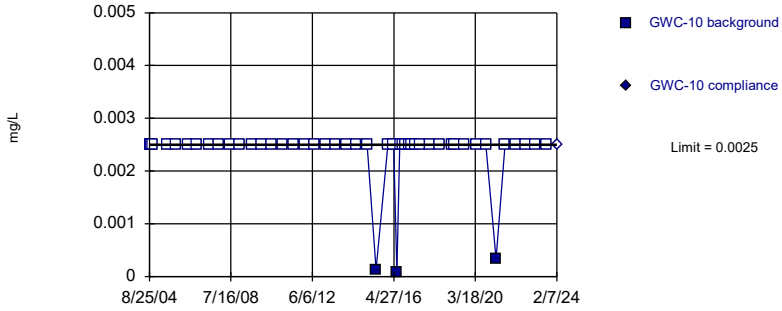

Non-parametric test used in lieu of parametric prediction limit because censored data exceeded 50%. Limit is highest of 48 background values. 93.75% NDs. Well-constituent pair annual alpha = 0.001667. Individual comparison alpha = 0.0008339 (1 of 2).

Constituent: Beryllium Analysis Run 3/11/2024 5:27 PM View: Appendix I - Intrawell
Plant McIntosh Client: Southern Company Data: McIntosh LF4 CCR

Sanitas™ v.10.0.16 . UG
Hollow symbols indicate censored values.
Within Limit

Prediction Limit

Intrawell Non-parametric

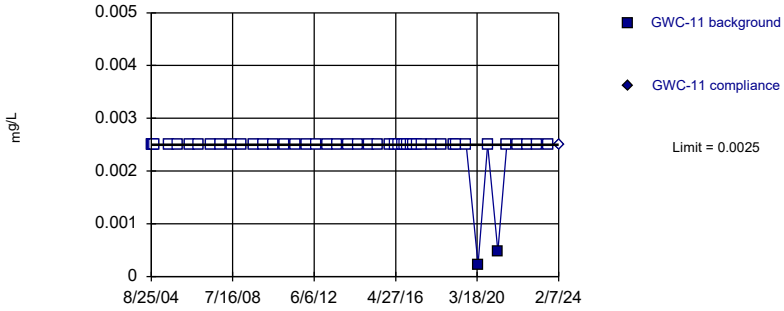

Non-parametric test used in lieu of parametric prediction limit because censored data exceeded 50%. Limit is highest of 48 background values. 95.83% NDs. Well-constituent pair annual alpha = 0.001667. Individual comparison alpha = 0.0008339 (1 of 2).

Constituent: Beryllium Analysis Run 3/11/2024 5:27 PM View: Appendix I - Intrawell
Plant McIntosh Client: Southern Company Data: McIntosh LF4 CCR

Sanitas™ v.10.0.16 . UG
Hollow symbols indicate censored values.
Within Limit

Prediction Limit

Intrawell Non-parametric

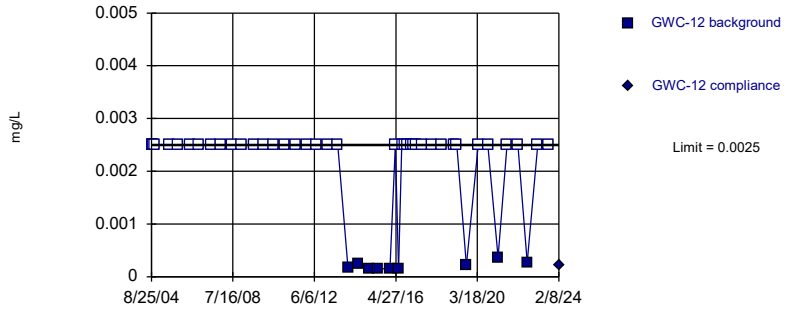

Non-parametric test used in lieu of parametric prediction limit because censored data exceeded 50%. Limit is highest of 48 background values. 81.25% NDs. Well-constituent pair annual alpha = 0.001667. Individual comparison alpha = 0.0008339 (1 of 2).

Constituent: Beryllium Analysis Run 3/11/2024 5:27 PM View: Appendix I - Intrawell
Plant McIntosh Client: Southern Company Data: McIntosh LF4 CCR

Sanitas™ v.10.0.16 . UG
Within Limit

Prediction Limit

Intrawell Non-parametric

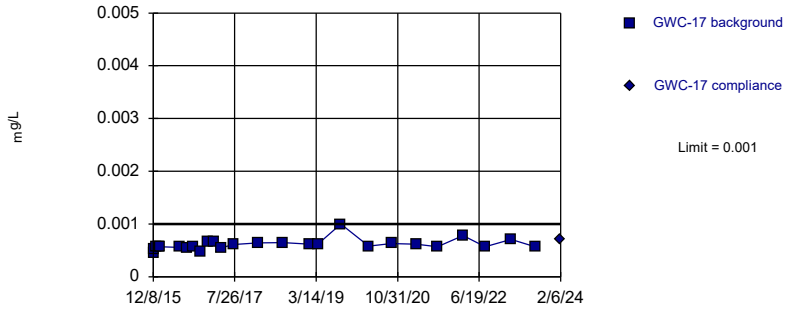

Non-parametric test used in lieu of parametric prediction limit because the Shapiro Wilk normality test showed the data to be non-normal at the 0.01 alpha level. Limit is highest of 26 background values. Well-constituent pair annual alpha = 0.005327. Individual comparison alpha = 0.002667 (1 of 2).

Constituent: Beryllium Analysis Run 3/11/2024 5:27 PM View: Appendix I - Intrawell
Plant McIntosh Client: Southern Company Data: McIntosh LF4 CCR

Sanitas™ v.10.0.16 . UG
Hollow symbols indicate censored values.
Within Limit

Prediction Limit

Intrawell Non-parametric

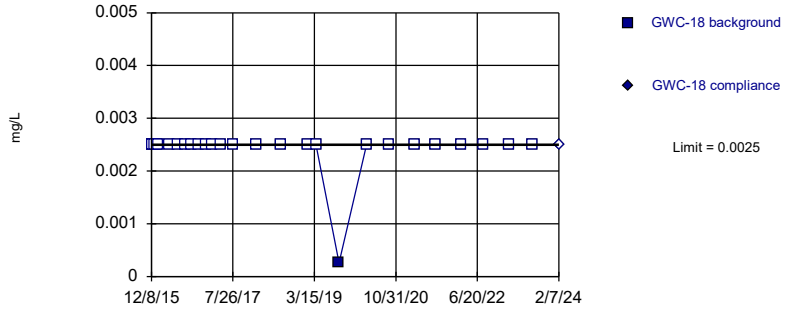

Non-parametric test used in lieu of parametric prediction limit because censored data exceeded 50%. Limit is highest of 27 background values. 96.3% NDs. Well-constituent pair annual alpha = 0.004998. Individual comparison alpha = 0.002502 (1 of 2).

Constituent: Beryllium Analysis Run 3/11/2024 5:27 PM View: Appendix I - Intrawell
Plant McIntosh Client: Southern Company Data: McIntosh LF4 CCR

Sanitas™ v.10.0.16 . UG
Hollow symbols indicate censored values.
Within Limit

Prediction Limit

Intrawell Non-parametric

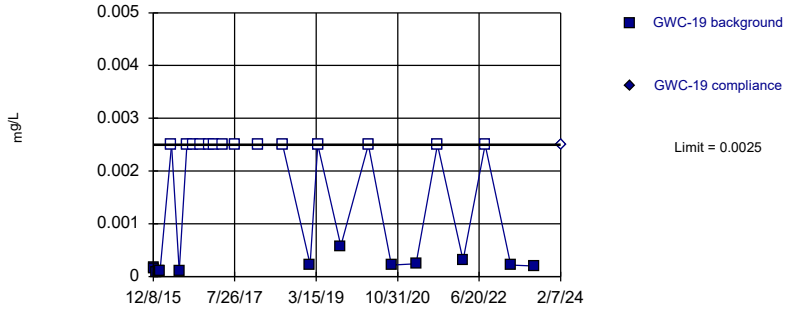

Non-parametric test used in lieu of parametric prediction limit because censored data exceeded 50%. Limit is highest of 27 background values. 51.85% NDs. Well-constituent pair annual alpha = 0.004998. Individual comparison alpha = 0.002502 (1 of 2).

Constituent: Beryllium Analysis Run 3/11/2024 5:27 PM View: Appendix I - Intrawell
Plant McIntosh Client: Southern Company Data: McIntosh LF4 CCR

Sanitas™ v.10.0.16 . UG
Hollow symbols indicate censored values.
Within Limit

Prediction Limit

Intrawell Non-parametric

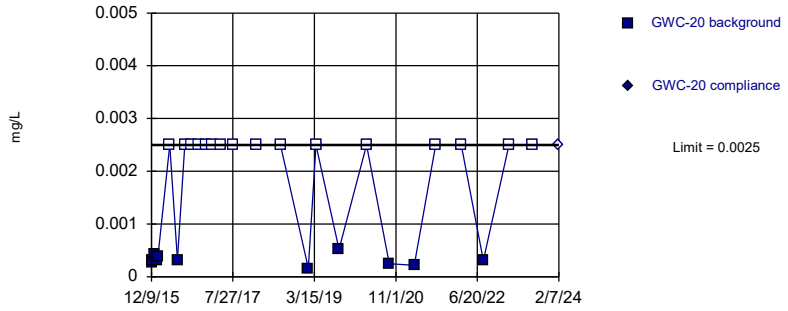

Non-parametric test used in lieu of parametric prediction limit because censored data exceeded 50%. Limit is highest of 27 background values. 59.26% NDs. Well-constituent pair annual alpha = 0.004998. Individual comparison alpha = 0.002502 (1 of 2).

Constituent: Beryllium Analysis Run 3/11/2024 5:27 PM View: Appendix I - Intrawell
Plant McIntosh Client: Southern Company Data: McIntosh LF4 CCR

Sanitas™ v.10.0.16 . UG
Hollow symbols indicate censored values.
Within Limit

Prediction Limit

Intrawell Non-parametric

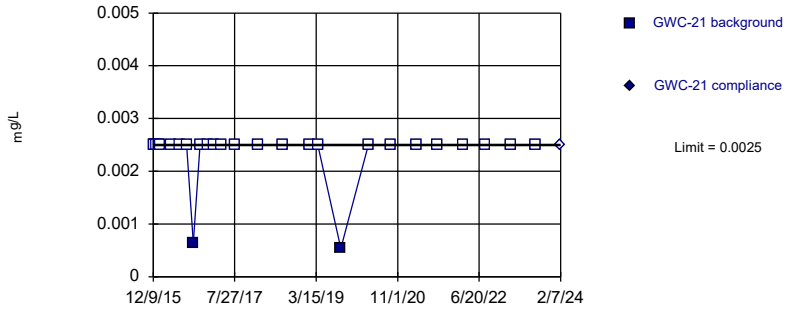

Non-parametric test used in lieu of parametric prediction limit because censored data exceeded 50%. Limit is highest of 27 background values. 92.59% NDs. Well-constituent pair annual alpha = 0.004998. Individual comparison alpha = 0.002502 (1 of 2).

Constituent: Beryllium Analysis Run 3/11/2024 5:27 PM View: Appendix I - Intrawell
Plant McIntosh Client: Southern Company Data: McIntosh LF4 CCR

Sanitas™ v.10.0.16 . UG
Hollow symbols indicate censored values.
Within Limit

Prediction Limit

Intrawell Non-parametric

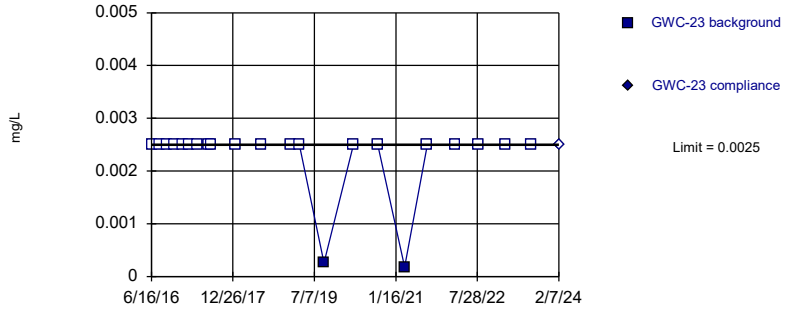

Non-parametric test used in lieu of parametric prediction limit because censored data exceeded 50%. Limit is highest of 22 background values. 90.91% NDs. Well-constituent pair annual alpha = 0.007401. Individual comparison alpha = 0.003707 (1 of 2).

Constituent: Beryllium Analysis Run 3/11/2024 5:27 PM View: Appendix I - Intrawell
Plant McIntosh Client: Southern Company Data: McIntosh LF4 CCR

Sanitas™ v.10.0.16 . UG
Hollow symbols indicate censored values.
Within Limit

Prediction Limit

Intrawell Non-parametric

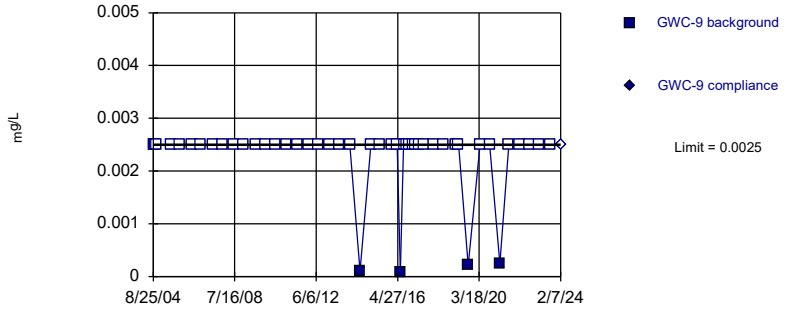

Non-parametric test used in lieu of parametric prediction limit because censored data exceeded 50%. Limit is highest of 48 background values. 91.67% NDs. Well-constituent pair annual alpha = 0.001667. Individual comparison alpha = 0.0008339 (1 of 2).

Constituent: Beryllium Analysis Run 3/11/2024 5:27 PM View: Appendix I - Intrawell
Plant McIntosh Client: Southern Company Data: McIntosh LF4 CCR

Sanitas™ v.10.0.16 . UG
Hollow symbols indicate censored values.
Within Limit

Prediction Limit

Intrawell Non-parametric

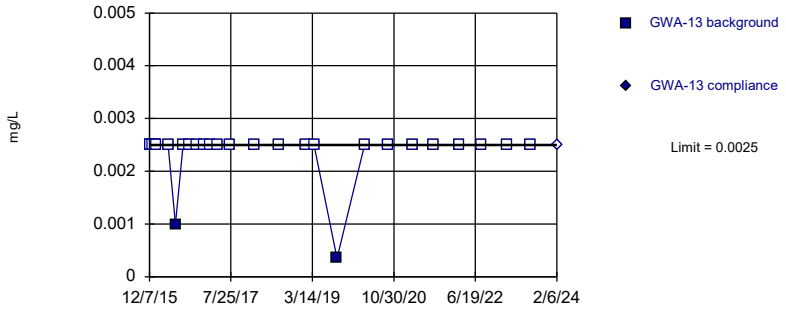

Non-parametric test used in lieu of parametric prediction limit because censored data exceeded 50%. Limit is highest of 27 background values. 92.59% NDs. Well-constituent pair annual alpha = 0.004998. Individual comparison alpha = 0.002502 (1 of 2).

Constituent: Cadmium Analysis Run 3/11/2024 5:27 PM View: Appendix I - Intrawell
Plant McIntosh Client: Southern Company Data: McIntosh LF4 CCR

Sanitas™ v.10.0.16 . UG
Hollow symbols indicate censored values.
Within Limit

Prediction Limit

Intrawell Non-parametric

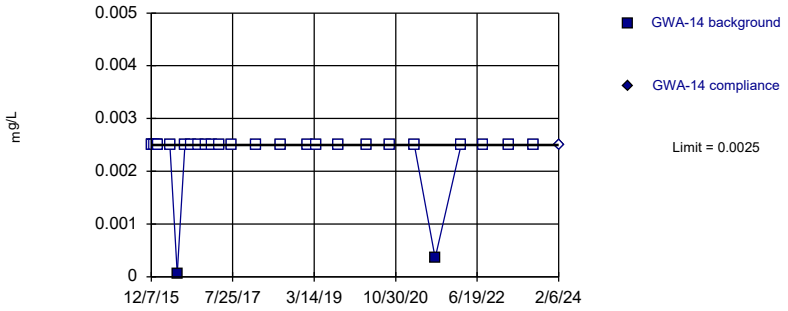

Non-parametric test used in lieu of parametric prediction limit because censored data exceeded 50%. Limit is highest of 27 background values. 92.59% NDs. Well-constituent pair annual alpha = 0.004998. Individual comparison alpha = 0.002502 (1 of 2).

Constituent: Cadmium Analysis Run 3/11/2024 5:27 PM View: Appendix I - Intrawell
Plant McIntosh Client: Southern Company Data: McIntosh LF4 CCR

Sanitas™ v.10.0.16 . UG
Hollow symbols indicate censored values.
Within Limit

Prediction Limit

Intrawell Non-parametric

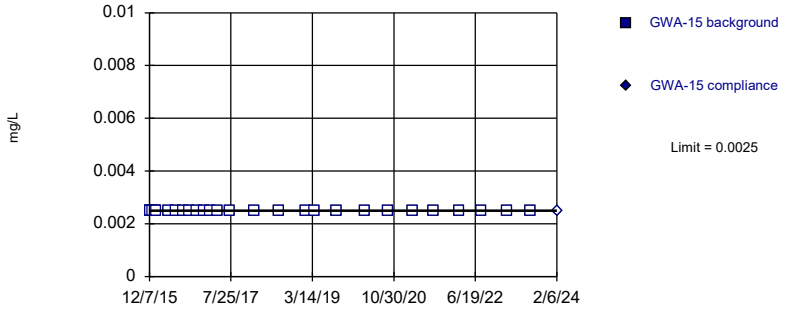

Non-parametric test used in lieu of parametric prediction limit because censored data exceeded 50%. All background values (n = 27) were censored; limit is most recent reporting limit. Well-constituent pair annual alpha = 0.004998. Individual comparison alpha = 0.002502 (1 of 2).

Constituent: Cadmium Analysis Run 3/11/2024 5:27 PM View: Appendix I - Intrawell
Plant McIntosh Client: Southern Company Data: McIntosh LF4 CCR

Sanitas™ v.10.0.16 . UG
Hollow symbols indicate censored values.
Within Limit

Prediction Limit

Intrawell Non-parametric

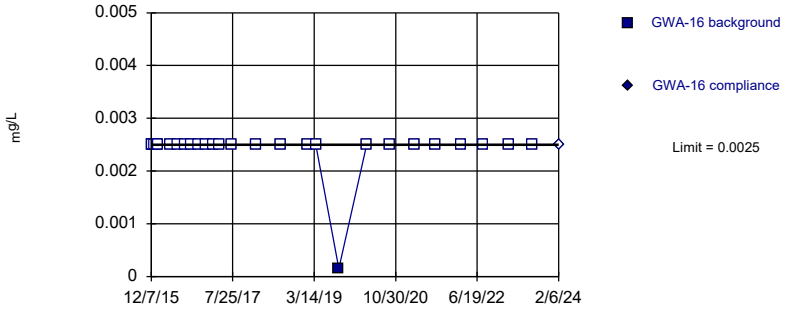

Non-parametric test used in lieu of parametric prediction limit because censored data exceeded 50%. Limit is highest of 27 background values. 96.3% NDs. Well-constituent pair annual alpha = 0.004998. Individual comparison alpha = 0.002502 (1 of 2).

Constituent: Cadmium Analysis Run 3/11/2024 5:27 PM View: Appendix I - Intrawell
Plant McIntosh Client: Southern Company Data: McIntosh LF4 CCR

Sanitas™ v.10.0.16 . UG
Hollow symbols indicate censored values.
Within Limit

Prediction Limit

Intrawell Non-parametric

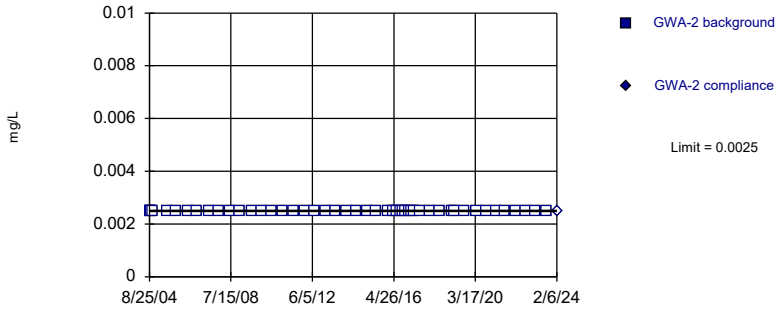

Non-parametric test used in lieu of parametric prediction limit because censored data exceeded 50%. All background values (n = 48) were censored; limit is most recent reporting limit. Well-constituent pair annual alpha = 0.001667. Individual comparison alpha = 0.0008339 (1 of 2).

Constituent: Cadmium Analysis Run 3/11/2024 5:27 PM View: Appendix I - Intrawell
Plant McIntosh Client: Southern Company Data: McIntosh LF4 CCR

Sanitas™ v.10.0.16 . UG
Hollow symbols indicate censored values.
Within Limit

Prediction Limit

Intrawell Non-parametric

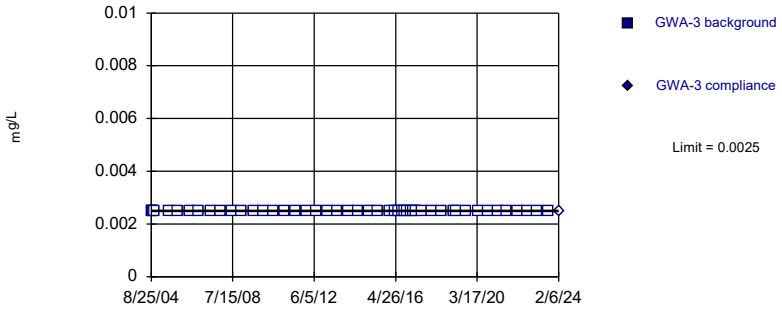

Non-parametric test used in lieu of parametric prediction limit because censored data exceeded 50%. All background values (n = 48) were censored; limit is most recent reporting limit. Well-constituent pair annual alpha = 0.001667. Individual comparison alpha = 0.0008339 (1 of 2).

Constituent: Cadmium Analysis Run 3/11/2024 5:27 PM View: Appendix I - Intrawell
Plant McIntosh Client: Southern Company Data: McIntosh LF4 CCR

Sanitas™ v.10.0.16 . UG
Hollow symbols indicate censored values.
Within Limit

Prediction Limit

Intrawell Non-parametric

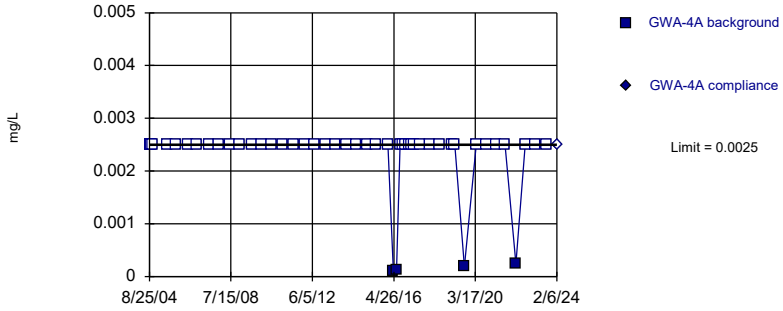

Non-parametric test used in lieu of parametric prediction limit because censored data exceeded 50%. Limit is highest of 48 background values. 91.67% NDs. Well-constituent pair annual alpha = 0.001667. Individual comparison alpha = 0.0008339 (1 of 2).

Constituent: Cadmium Analysis Run 3/11/2024 5:27 PM View: Appendix I - Intrawell
Plant McIntosh Client: Southern Company Data: McIntosh LF4 CCR

Sanitas™ v.10.0.16 . UG
Hollow symbols indicate censored values.
Within Limit

Prediction Limit

Intrawell Non-parametric

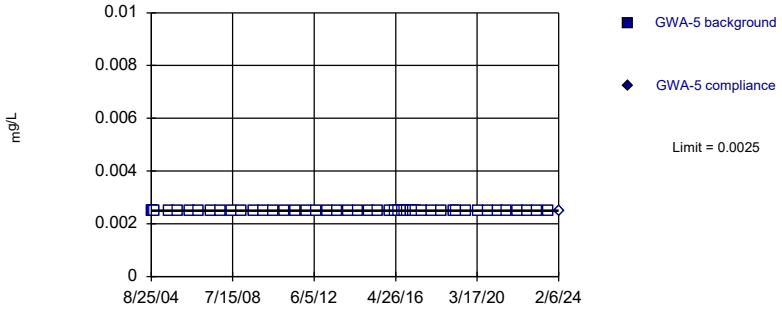

Non-parametric test used in lieu of parametric prediction limit because censored data exceeded 50%. All background values (n = 50) were censored; limit is most recent reporting limit. Well-constituent pair annual alpha = 0.001505. Individual comparison alpha = 0.0007528 (1 of 2).

Constituent: Cadmium Analysis Run 3/11/2024 5:27 PM View: Appendix I - Intrawell
Plant McIntosh Client: Southern Company Data: McIntosh LF4 CCR

Sanitas™ v.10.0.16 . UG
Hollow symbols indicate censored values.
Within Limit

Prediction Limit

Intrawell Non-parametric

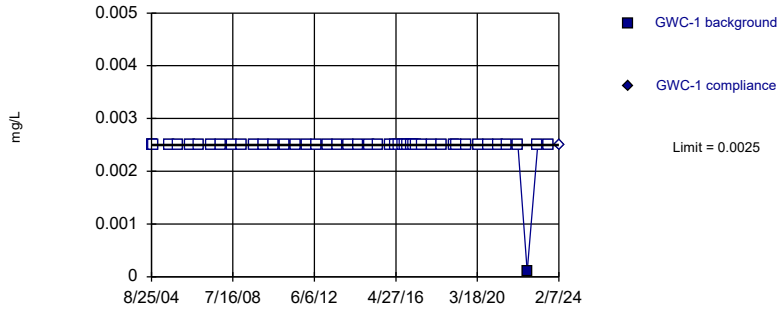

Non-parametric test used in lieu of parametric prediction limit because censored data exceeded 50%. Limit is highest of 48 background values. 97.92% NDs. Well-constituent pair annual alpha = 0.001667. Individual comparison alpha = 0.0008339 (1 of 2).

Constituent: Cadmium Analysis Run 3/11/2024 5:27 PM View: Appendix I - Intrawell
Plant McIntosh Client: Southern Company Data: McIntosh LF4 CCR

Sanitas™ v.10.0.16 . UG
Within Limit

Prediction Limit

Intrawell Parametric

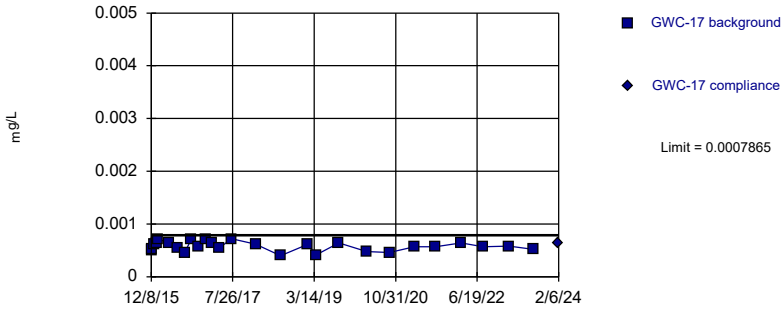

Background Data Summary: Mean=0.0005768, Std. Dev.=0.00008904, n=27. Normality test: Shapiro Wilk @alpha = 0.01, calculated = 0.9612, critical = 0.894. Kappa = 2.355 (c=15, w=9, 1 of 2, event alpha = 0.05132). Report alpha = 0.0003901.

Constituent: Cadmium Analysis Run 3/11/2024 5:27 PM View: Appendix I - Intrawell
Plant McIntosh Client: Southern Company Data: McIntosh LF4 CCR

Sanitas™ v.10.0.16 . UG
Hollow symbols indicate censored values.
Within Limit

Prediction Limit

Intrawell Non-parametric

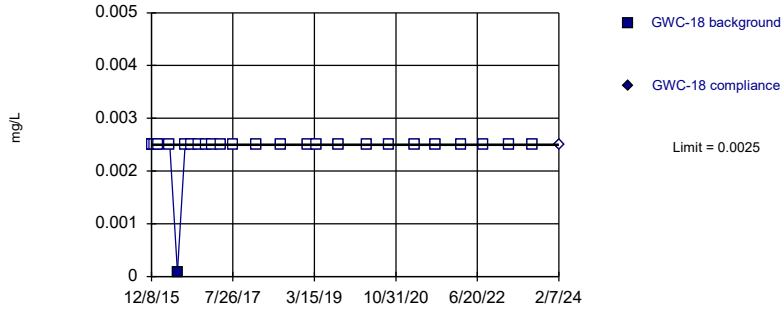

Non-parametric test used in lieu of parametric prediction limit because censored data exceeded 50%. Limit is highest of 27 background values. 96.3% NDs. Well-constituent pair annual alpha = 0.004998. Individual comparison alpha = 0.002502 (1 of 2).

Constituent: Cadmium Analysis Run 3/11/2024 5:27 PM View: Appendix I - Intrawell
Plant McIntosh Client: Southern Company Data: McIntosh LF4 CCR

Sanitas™ v.10.0.16 . UG
Hollow symbols indicate censored values.
Within Limit

Prediction Limit

Intrawell Non-parametric

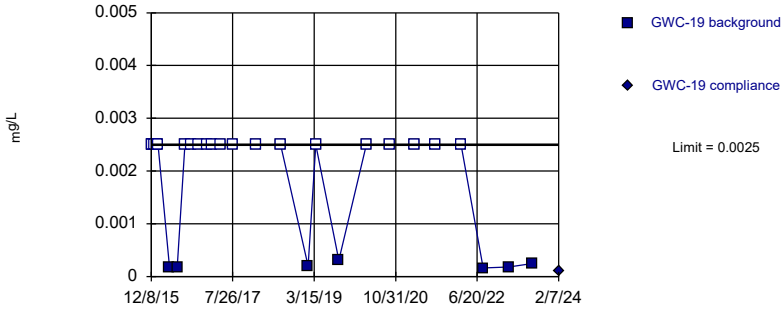

Non-parametric test used in lieu of parametric prediction limit because censored data exceeded 50%. Limit is highest of 27 background values. 74.07% NDs. Well-constituent pair annual alpha = 0.004998. Individual comparison alpha = 0.002502 (1 of 2).

Constituent: Cadmium Analysis Run 3/11/2024 5:27 PM View: Appendix I - Intrawell
Plant McIntosh Client: Southern Company Data: McIntosh LF4 CCR

Sanitas™ v.10.0.16 . UG
Hollow symbols indicate censored values.
Within Limit

Prediction Limit

Intrawell Non-parametric

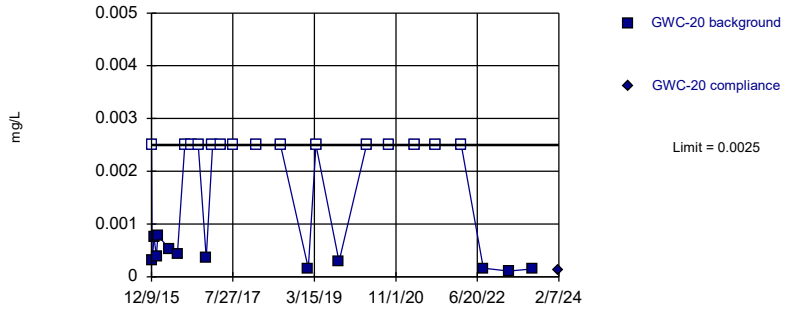

Non-parametric test used in lieu of parametric prediction limit because censored data exceeded 50%. Limit is highest of 27 background values. 55.56% NDs. Well-constituent pair annual alpha = 0.004998. Individual comparison alpha = 0.002502 (1 of 2).

Constituent: Cadmium Analysis Run 3/11/2024 5:27 PM View: Appendix I - Intrawell
Plant McIntosh Client: Southern Company Data: McIntosh LF4 CCR

Sanitas™ v.10.0.16 . UG
Hollow symbols indicate censored values.
Within Limit

Prediction Limit

Intrawell Non-parametric

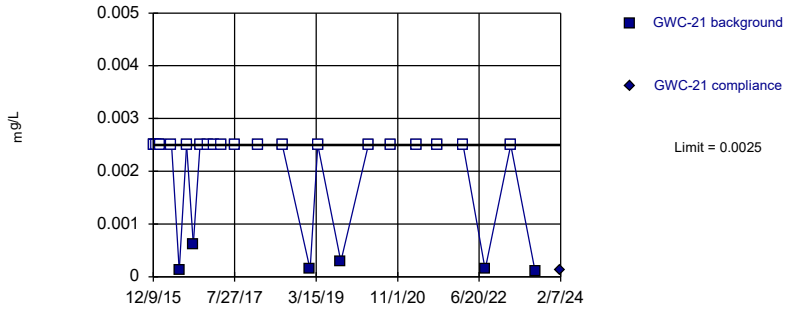

Non-parametric test used in lieu of parametric prediction limit because censored data exceeded 50%. Limit is highest of 27 background values. 77.78% NDs. Well-constituent pair annual alpha = 0.004998. Individual comparison alpha = 0.002502 (1 of 2).

Constituent: Cadmium Analysis Run 3/11/2024 5:27 PM View: Appendix I - Intrawell
Plant McIntosh Client: Southern Company Data: McIntosh LF4 CCR

Sanitas™ v.10.0.16 . UG
Hollow symbols indicate censored values.
Within Limit

Prediction Limit

Intrawell Non-parametric

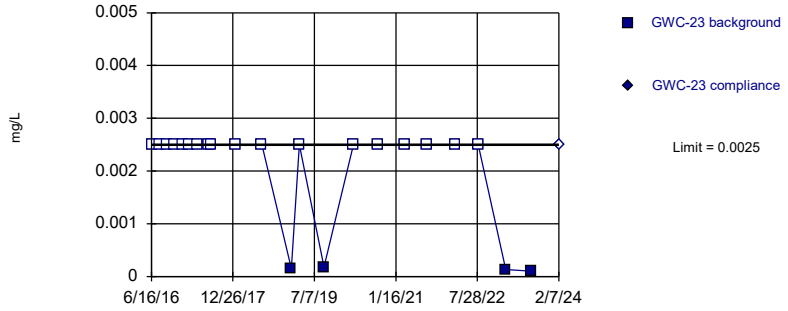

Non-parametric test used in lieu of parametric prediction limit because censored data exceeded 50%. Limit is highest of 22 background values. 81.82% NDs. Well-constituent pair annual alpha = 0.007401. Individual comparison alpha = 0.003707 (1 of 2).

Constituent: Cadmium Analysis Run 3/11/2024 5:27 PM View: Appendix I - Intrawell
Plant McIntosh Client: Southern Company Data: McIntosh LF4 CCR

Sanitas™ v.10.0.16 . UG
Hollow symbols indicate censored values.
Within Limit

Prediction Limit

Intrawell Non-parametric

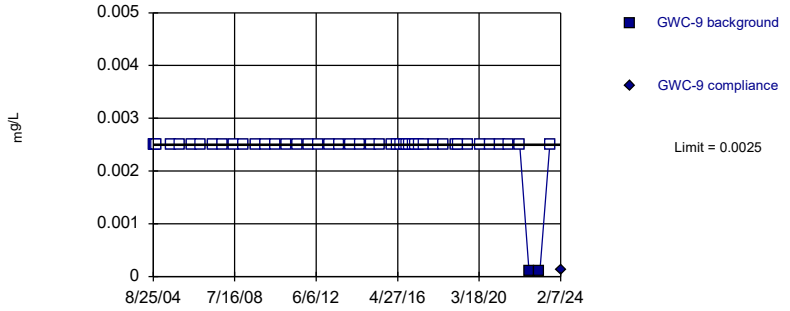

Non-parametric test used in lieu of parametric prediction limit because censored data exceeded 50%. Limit is highest of 48 background values. 95.83% NDs. Well-constituent pair annual alpha = 0.001667. Individual comparison alpha = 0.0008339 (1 of 2).

Constituent: Cadmium Analysis Run 3/11/2024 5:27 PM View: Appendix I - Intrawell
Plant McIntosh Client: Southern Company Data: McIntosh LF4 CCR

Sanitas™ v.10.0.16 . UG
Hollow symbols indicate censored values.
Within Limit

Prediction Limit

Intrawell Non-parametric

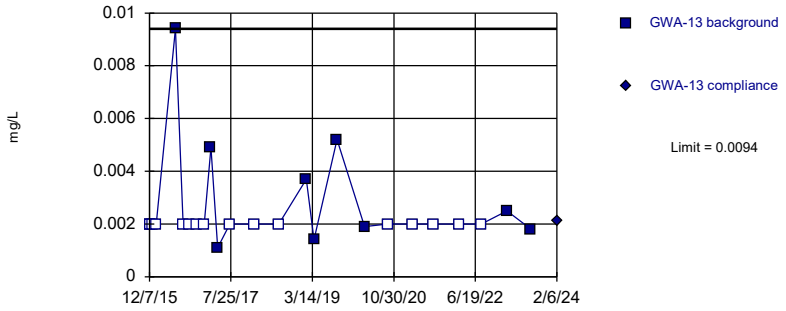

Non-parametric test used in lieu of parametric prediction limit because censored data exceeded 50%. Limit is highest of 25 background values. 64% NDs. Well-constituent pair annual alpha = 0.005656. Individual comparison alpha = 0.002832 (1 of 2).

Constituent: Chromium Analysis Run 3/11/2024 5:27 PM View: Appendix I - Intrawell
Plant McIntosh Client: Southern Company Data: McIntosh LF4 CCR

Sanitas™ v.10.0.16 . UG
Hollow symbols indicate censored values.
Within Limit

Prediction Limit

Intrawell Non-parametric

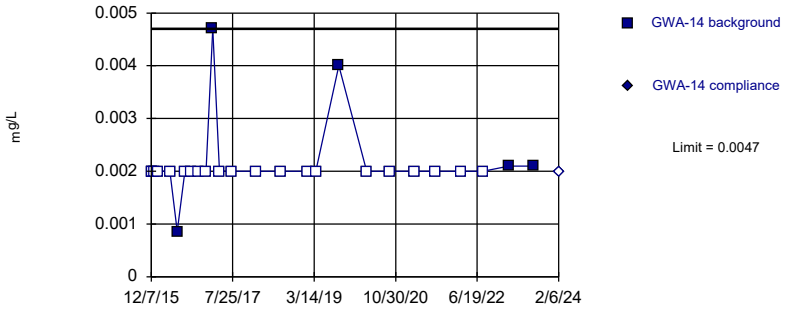

Non-parametric test used in lieu of parametric prediction limit because censored data exceeded 50%. Limit is highest of 26 background values. 80.77% NDs. Well-constituent pair annual alpha = 0.005327. Individual comparison alpha = 0.002667 (1 of 2).

Constituent: Chromium Analysis Run 3/11/2024 5:27 PM View: Appendix I - Intrawell
Plant McIntosh Client: Southern Company Data: McIntosh LF4 CCR

Sanitas™ v.10.0.16 . UG
Hollow symbols indicate censored values.
Within Limit

Prediction Limit

Intrawell Non-parametric

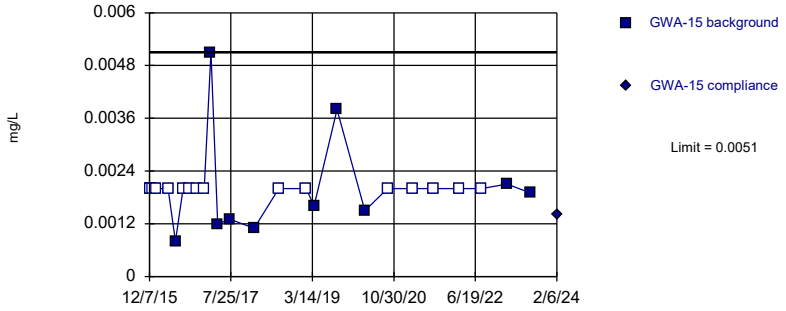

Non-parametric test used in lieu of parametric prediction limit because censored data exceeded 50%. Limit is highest of 26 background values. 61.54% NDs. Well-constituent pair annual alpha = 0.005327. Individual comparison alpha = 0.002667 (1 of 2).

Constituent: Chromium Analysis Run 3/11/2024 5:27 PM View: Appendix I - Intrawell
Plant McIntosh Client: Southern Company Data: McIntosh LF4 CCR

Sanitas™ v.10.0.16 . UG
Hollow symbols indicate censored values.
Within Limit

Prediction Limit

Intrawell Non-parametric

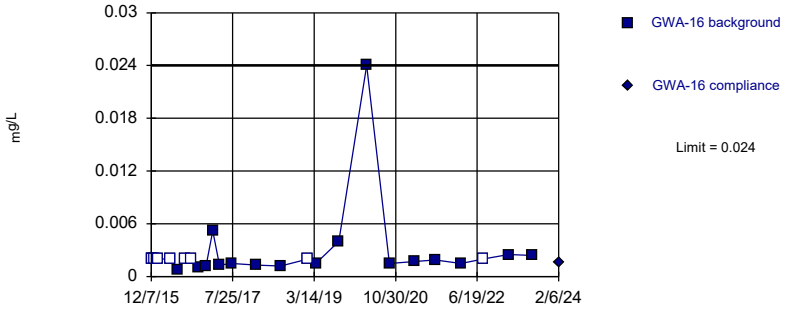

Non-parametric test used in lieu of parametric prediction limit because the Shapiro Wilk normality test showed the data to be non-normal at the 0.01 alpha level. Limit is highest of 26 background values. 34.62% NDs. Well-constituent pair annual alpha = 0.005327. Individual comparison alpha = 0.002667 (1 of 2).

Constituent: Chromium Analysis Run 3/11/2024 5:27 PM View: Appendix I - Intrawell
Plant McIntosh Client: Southern Company Data: McIntosh LF4 CCR

Sanitas™ v.10.0.16 . UG
Hollow symbols indicate censored values.
Within Limit

Prediction Limit

Intrawell Parametric

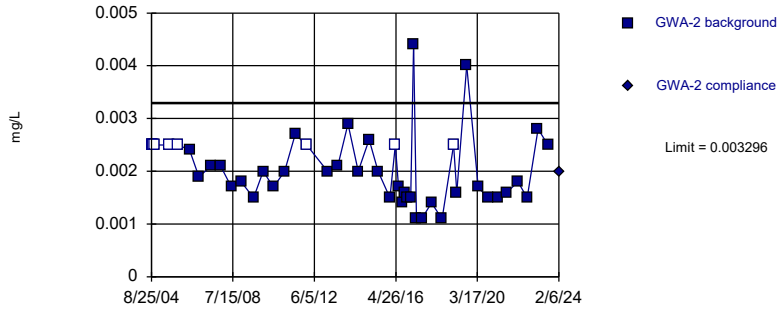

Background Data Summary (based on square root transformation) (after Kaplan-Meier Adjustment): Mean=0.0394, Std. Dev.=0.00814, n=47, 19.15% NDs. Normality test: Shapiro Wilk @alpha = 0.01, calculated = 0.9309, critical = 0.928. Kappa = 2.212 (c=15, w=9, 1 of 2, event alpha = 0.05132). Report alpha = 0.0003901.

Constituent: Chromium Analysis Run 3/11/2024 5:27 PM View: Appendix I - Intrawell
Plant McIntosh Client: Southern Company Data: McIntosh LF4 CCR

Sanitas™ v.10.0.16 . UG
Hollow symbols indicate censored values.
Within Limit

Prediction Limit

Intrawell Non-parametric

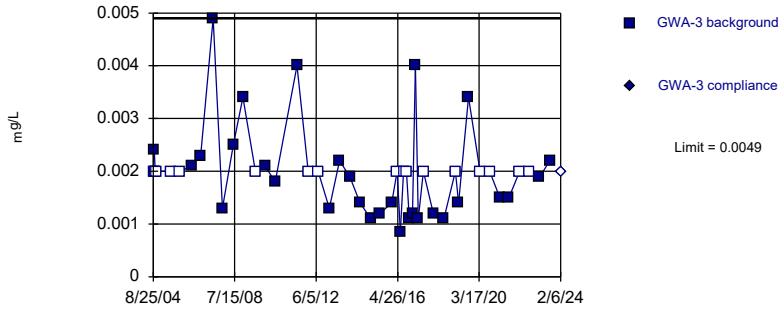

Non-parametric test used in lieu of parametric prediction limit because the Shapiro Wilk normality test showed the data to be non-normal at the 0.01 alpha level. Limit is highest of 47 background values. 36.17% NDs. Well-constituent pair annual alpha = 0.001748. Individual comparison alpha = 0.0008745 (1 of 2).

Constituent: Chromium Analysis Run 3/11/2024 5:27 PM View: Appendix I - Intrawell
Plant McIntosh Client: Southern Company Data: McIntosh LF4 CCR

Sanitas™ v.10.0.16 . UG
Hollow symbols indicate censored values.
Within Limit

Prediction Limit

Intrawell Non-parametric

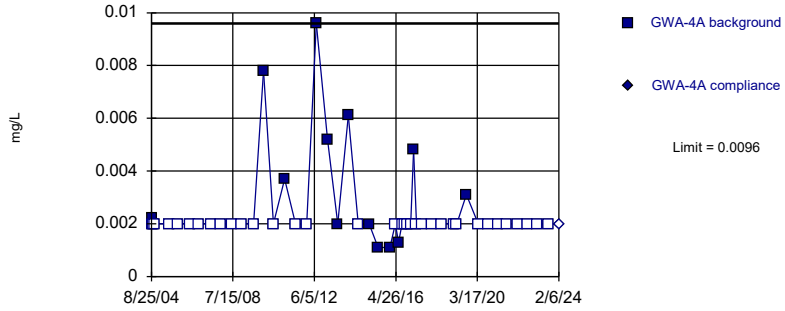

Non-parametric test used in lieu of parametric prediction limit because censored data exceeded 50%. Limit is highest of 48 background values. 72.92% NDs. Well-constituent pair annual alpha = 0.001667. Individual comparison alpha = 0.0008339 (1 of 2).

Constituent: Chromium Analysis Run 3/11/2024 5:27 PM View: Appendix I - Intrawell
Plant McIntosh Client: Southern Company Data: McIntosh LF4 CCR

Sanitas™ v.10.0.16 . UG
Hollow symbols indicate censored values.
Within Limit

Prediction Limit

Intrawell Non-parametric

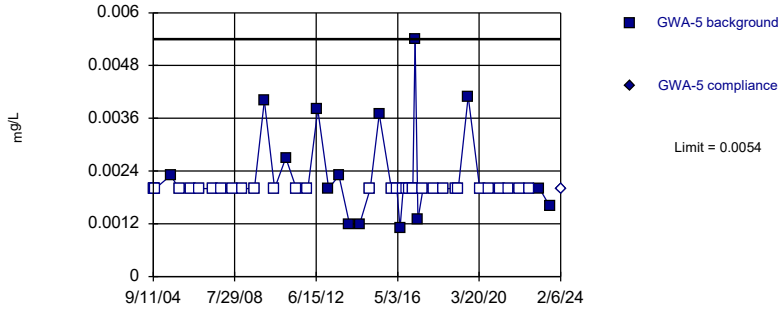

Non-parametric test used in lieu of parametric prediction limit because censored data exceeded 50%. Limit is highest of 49 background values. 67.35% NDs. Well-constituent pair annual alpha = 0.001586. Individual comparison alpha = 0.0007934 (1 of 2).

Constituent: Chromium Analysis Run 3/11/2024 5:27 PM View: Appendix I - Intrawell
Plant McIntosh Client: Southern Company Data: McIntosh LF4 CCR

Sanitas™ v.10.0.16 . UG
Hollow symbols indicate censored values.

Within Limit

Prediction Limit

Intrawell Non-parametric

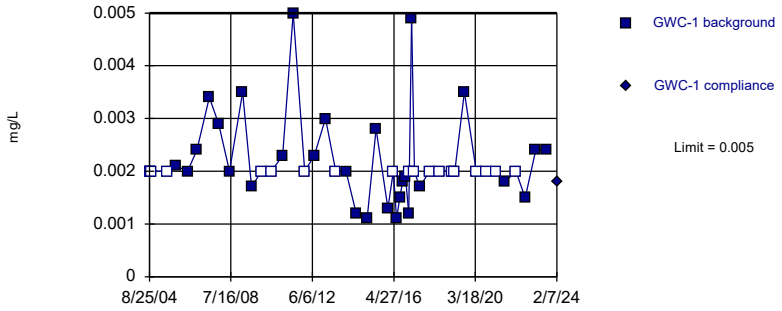

Non-parametric test used in lieu of parametric prediction limit because the Shapiro Wilk normality test showed the data to be non-normal at the 0.01 alpha level. Limit is highest of 48 background values. 39.58% NDs. Well-constituent pair annual alpha = 0.001667. Individual comparison alpha = 0.0008339 (1 of 2).

Constituent: Chromium Analysis Run 3/11/2024 5:27 PM View: Appendix I - Intrawell
Plant McIntosh Client: Southern Company Data: McIntosh LF4 CCR

Sanitas™ v.10.0.16 . UG
Hollow symbols indicate censored values.

Within Limit

Prediction Limit

Intrawell Non-parametric

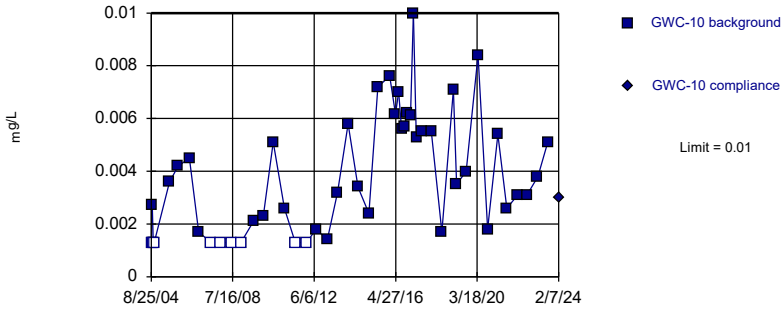

Non-parametric test used in lieu of parametric prediction limit because the Shapiro Wilk normality test showed the data to be non-normal at the 0.01 alpha level. Limit is highest of 48 background values. 18.75% NDs. Well-constituent pair annual alpha = 0.001667. Individual comparison alpha = 0.0008339 (1 of 2).

Constituent: Chromium Analysis Run 3/11/2024 5:27 PM View: Appendix I - Intrawell
Plant McIntosh Client: Southern Company Data: McIntosh LF4 CCR

Sanitas™ v.10.0.16 . UG
Hollow symbols indicate censored values.

Within Limit

Prediction Limit

Intrawell Parametric

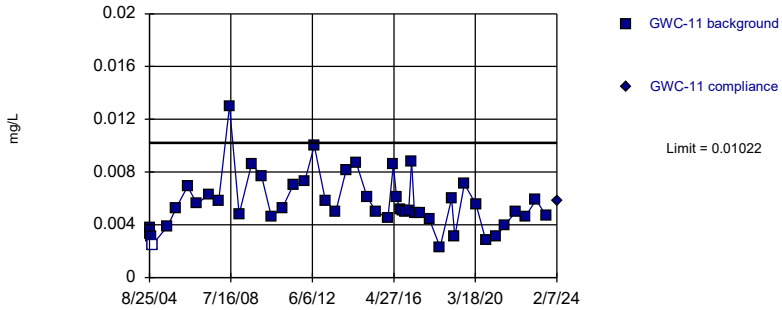

Background Data Summary: Mean=0.005628, Std. Dev.=0.002078, n=48, 2.083% NDs. Normality test: Shapiro Wilk @alpha = 0.01, calculated = 0.9299, critical = 0.929. Kappa = 2.208 (c=15, w=9, 1 of 2, event alpha = 0.05132). Report alpha = 0.0003901.

Constituent: Chromium Analysis Run 3/11/2024 5:27 PM View: Appendix I - Intrawell
Plant McIntosh Client: Southern Company Data: McIntosh LF4 CCR

Sanitas™ v.10.0.16 . UG
Hollow symbols indicate censored values.

Within Limit

Prediction Limit

Intrawell Non-parametric

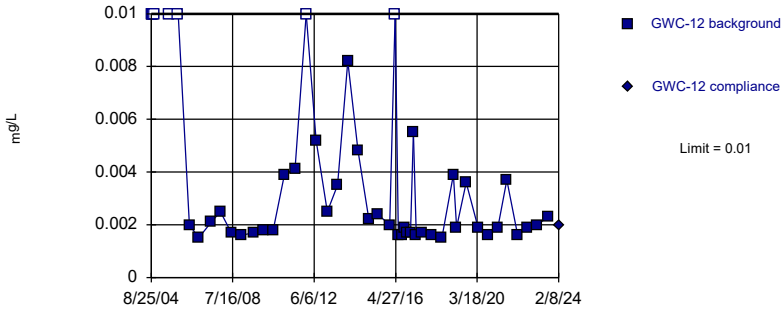

Non-parametric test used in lieu of parametric prediction limit because the Shapiro Wilk normality test showed the data to be non-normal at the 0.01 alpha level. Limit is highest of 48 background values. 16.67% NDs. Well-constituent pair annual alpha = 0.001667. Individual comparison alpha = 0.0008339 (1 of 2).

Constituent: Chromium Analysis Run 3/11/2024 5:27 PM View: Appendix I - Intrawell
Plant McIntosh Client: Southern Company Data: McIntosh LF4 CCR

Sanitas™ v.10.0.16 . UG
Hollow symbols indicate censored values.
Within Limit

Prediction Limit

Intrawell Non-parametric

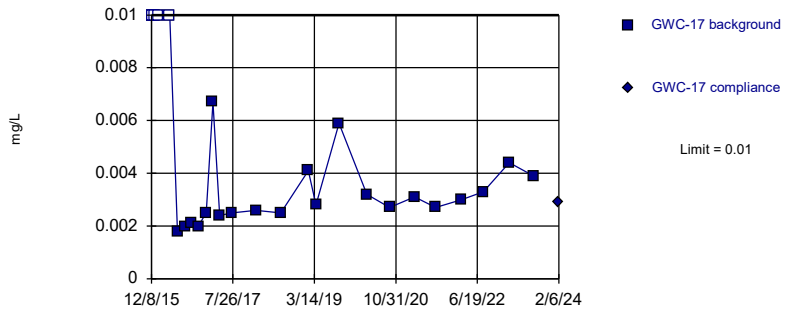

Non-parametric test used in lieu of parametric prediction limit because the Shapiro Wilk normality test showed the data to be non-normal at the 0.01 alpha level. Limit is highest of 26 background values. 19.23% NDs. Well-constituent pair annual alpha = 0.005327. Individual comparison alpha = 0.002667 (1 of 2).

Constituent: Chromium Analysis Run 3/11/2024 5:27 PM View: Appendix I - Intrawell
Plant McIntosh Client: Southern Company Data: McIntosh LF4 CCR

Sanitas™ v.10.0.16 . UG
Within Limit

Prediction Limit

Intrawell Parametric

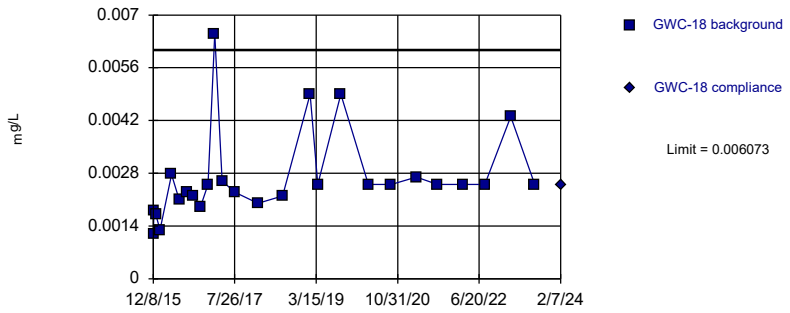

Background Data Summary (based on natural log transformation): Mean=-5.997, Std. Dev.=0.3771, n=26. Normality test: Shapiro Wilk @alpha = 0.01, calculated = 0.8939, critical = 0.891. Kappa = 2.368 (c=15, w=9, 1 of 2, event alpha = 0.05132). Report alpha = 0.0003901.

Constituent: Chromium Analysis Run 3/11/2024 5:27 PM View: Appendix I - Intrawell
Plant McIntosh Client: Southern Company Data: McIntosh LF4 CCR

Sanitas™ v.10.0.16 . UG
Hollow symbols indicate censored values.
Within Limit

Prediction Limit

Intrawell Non-parametric

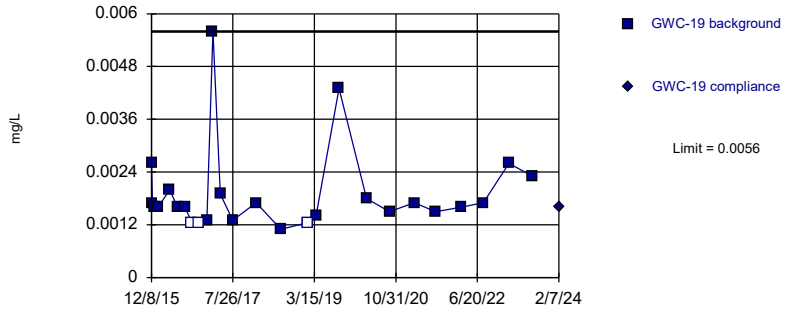

Non-parametric test used in lieu of parametric prediction limit because the Shapiro Wilk normality test showed the data to be non-normal at the 0.01 alpha level. Limit is highest of 26 background values. 11.54% NDs. Well-constituent pair annual alpha = 0.005327. Individual comparison alpha = 0.002667 (1 of 2).

Constituent: Chromium Analysis Run 3/11/2024 5:27 PM View: Appendix I - Intrawell
Plant McIntosh Client: Southern Company Data: McIntosh LF4 CCR

Sanitas™ v.10.0.16 . UG
Hollow symbols indicate censored values.
Within Limit

Prediction Limit

Intrawell Non-parametric

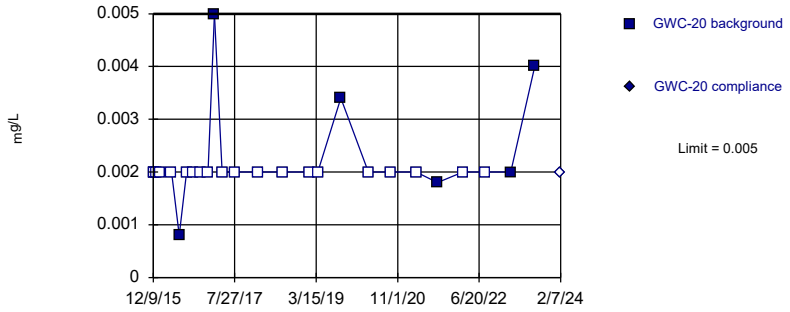

Non-parametric test used in lieu of parametric prediction limit because censored data exceeded 50%. Limit is highest of 26 background values. 76.92% NDs. Well-constituent pair annual alpha = 0.005327. Individual comparison alpha = 0.002667 (1 of 2).

Constituent: Chromium Analysis Run 3/11/2024 5:27 PM View: Appendix I - Intrawell
Plant McIntosh Client: Southern Company Data: McIntosh LF4 CCR

Sanitas™ v.10.0.16 . UG
Hollow symbols indicate censored values.
Within Limit

Prediction Limit

Intrawell Non-parametric

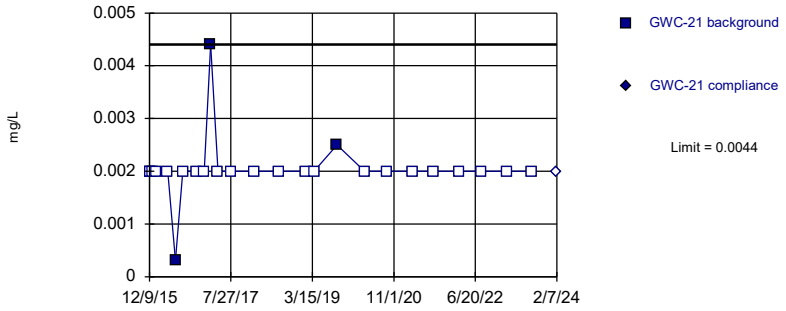

Non-parametric test used in lieu of parametric prediction limit because censored data exceeded 50%. Limit is highest of 25 background values. 88% NDs. Well-constituent pair annual alpha = 0.005656. Individual comparison alpha = 0.002832 (1 of 2).

Constituent: Chromium Analysis Run 3/11/2024 5:27 PM View: Appendix I - Intrawell
Plant McIntosh Client: Southern Company Data: McIntosh LF4 CCR

Sanitas™ v.10.0.16 . UG
Hollow symbols indicate censored values.
Within Limit

Prediction Limit

Intrawell Non-parametric

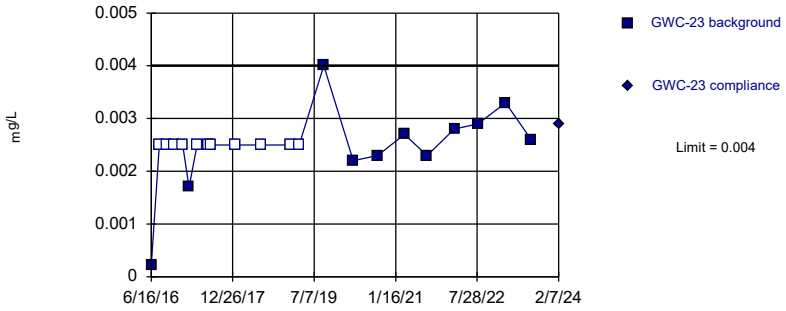

Non-parametric test used in lieu of parametric prediction limit because the Shapiro Wilk normality test showed the data to be non-normal at the 0.01 alpha level. Limit is highest of 22 background values. 50% NDs. Well-constituent pair annual alpha = 0.007401. Individual comparison alpha = 0.003707 (1 of 2).

Constituent: Chromium Analysis Run 3/11/2024 5:27 PM View: Appendix I - Intrawell
Plant McIntosh Client: Southern Company Data: McIntosh LF4 CCR

Sanitas™ v.10.0.16 . UG
Hollow symbols indicate censored values.
Within Limit

Prediction Limit

Intrawell Non-parametric

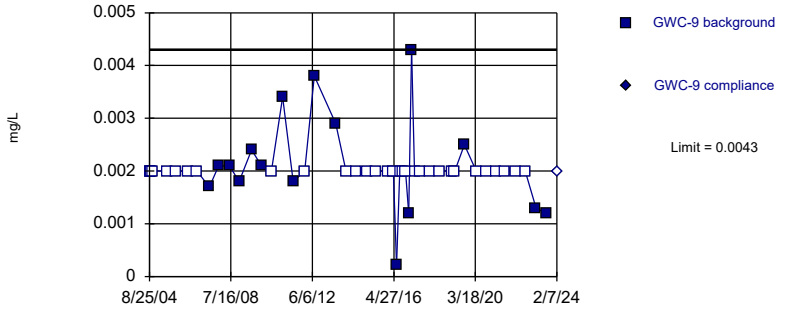

Non-parametric test used in lieu of parametric prediction limit because censored data exceeded 50%. Limit is highest of 47 background values. 65.96% NDs. Well-constituent pair annual alpha = 0.001748. Individual comparison alpha = 0.0008745 (1 of 2).

Constituent: Chromium Analysis Run 3/11/2024 5:27 PM View: Appendix I - Intrawell
Plant McIntosh Client: Southern Company Data: McIntosh LF4 CCR

Sanitas™ v.10.0.16 . UG
Hollow symbols indicate censored values.
Within Limit

Prediction Limit

Intrawell Non-parametric

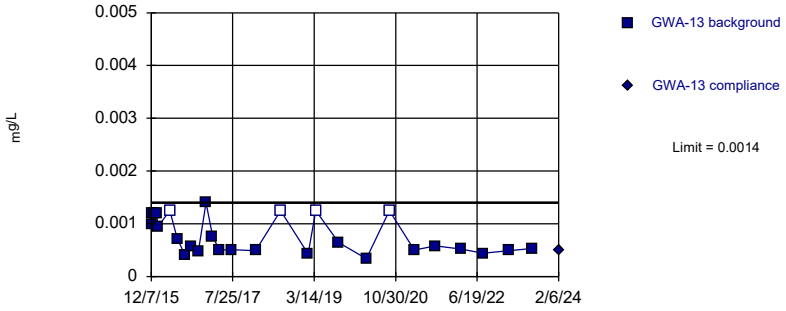

Non-parametric test used in lieu of parametric prediction limit because the Shapiro Wilk normality test showed the data to be non-normal at the 0.01 alpha level. Limit is highest of 27 background values. 14.81% NDs. Well-constituent pair annual alpha = 0.004998. Individual comparison alpha = 0.002502 (1 of 2).

Constituent: Cobalt Analysis Run 3/11/2024 5:27 PM View: Appendix I - Intrawell
Plant McIntosh Client: Southern Company Data: McIntosh LF4 CCR

Sanitas™ v.10.0.16 . UG
Hollow symbols indicate censored values.
Within Limit

Prediction Limit

Intrawell Non-parametric

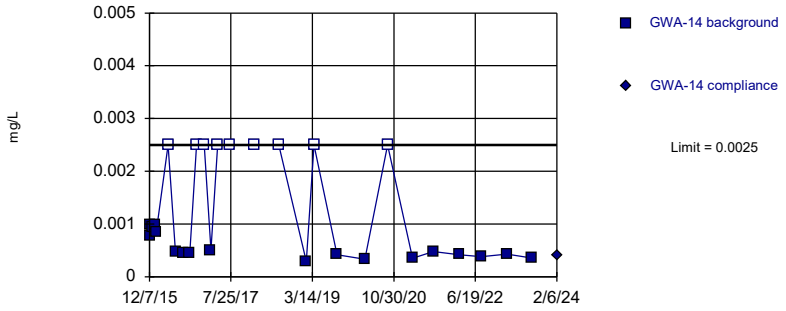

Non-parametric test used in lieu of parametric prediction limit because the Shapiro Wilk normality test showed the data to be non-normal at the 0.01 alpha level. Limit is highest of 27 background values. 33.33% NDs. Well-constituent pair annual alpha = 0.004998. Individual comparison alpha = 0.002502 (1 of 2).

Constituent: Cobalt Analysis Run 3/11/2024 5:27 PM View: Appendix I - Intrawell
Plant McIntosh Client: Southern Company Data: McIntosh LF4 CCR

Sanitas™ v.10.0.16 . UG
Hollow symbols indicate censored values.
Within Limit

Prediction Limit

Intrawell Non-parametric

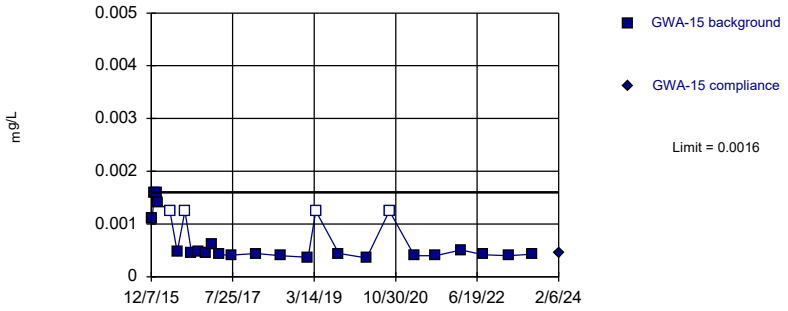

Non-parametric test used in lieu of parametric prediction limit because the Shapiro Wilk normality test showed the data to be non-normal at the 0.01 alpha level. Limit is highest of 27 background values. 14.81% NDs. Well-constituent pair annual alpha = 0.004998. Individual comparison alpha = 0.002502 (1 of 2).

Constituent: Cobalt Analysis Run 3/11/2024 5:27 PM View: Appendix I - Intrawell
Plant McIntosh Client: Southern Company Data: McIntosh LF4 CCR

Sanitas™ v.10.0.16 . UG
Hollow symbols indicate censored values.
Within Limit

Prediction Limit

Intrawell Non-parametric

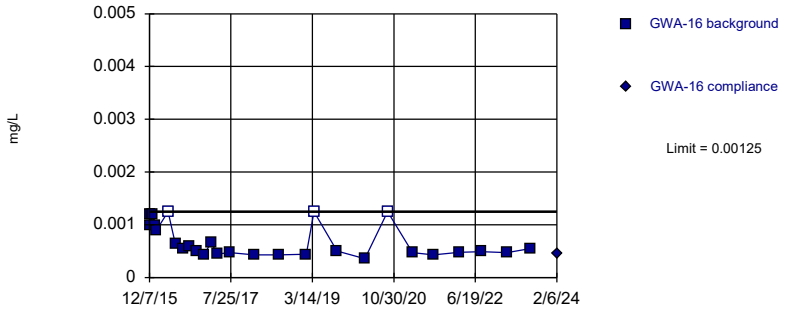

Non-parametric test used in lieu of parametric prediction limit because the Shapiro Wilk normality test showed the data to be non-normal at the 0.01 alpha level. Limit is highest of 27 background values. 11.11% NDs. Well-constituent pair annual alpha = 0.004998. Individual comparison alpha = 0.002502 (1 of 2).

Constituent: Cobalt Analysis Run 3/11/2024 5:27 PM View: Appendix I - Intrawell
Plant McIntosh Client: Southern Company Data: McIntosh LF4 CCR

Sanitas™ v.10.0.16 . UG
Hollow symbols indicate censored values.
Within Limit

Prediction Limit

Intrawell Non-parametric

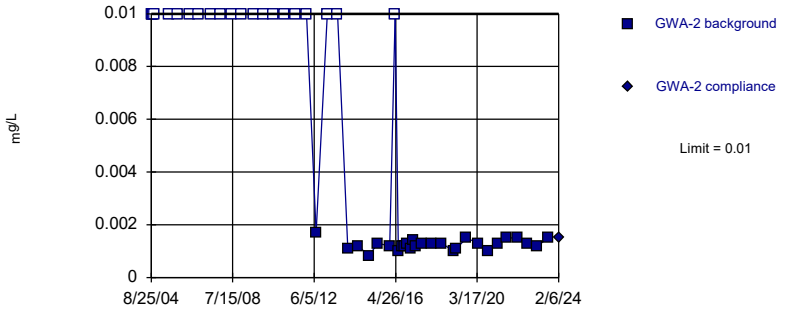

Non-parametric test used in lieu of parametric prediction limit because the Shapiro Wilk normality test showed the data to be non-normal at the 0.01 alpha level. Limit is highest of 48 background values. 43.75% NDs. Well-constituent pair annual alpha = 0.001667. Individual comparison alpha = 0.0008339 (1 of 2).

Constituent: Cobalt Analysis Run 3/11/2024 5:27 PM View: Appendix I - Intrawell
Plant McIntosh Client: Southern Company Data: McIntosh LF4 CCR

Sanitas™ v.10.0.16 . UG
Hollow symbols indicate censored values.
Within Limit

Prediction Limit

Intrawell Non-parametric

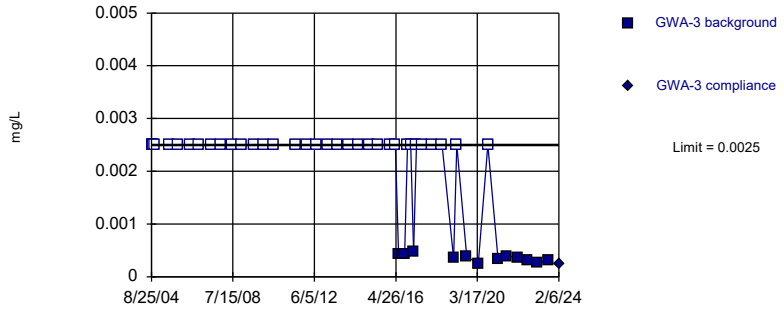

Non-parametric test used in lieu of parametric prediction limit because censored data exceeded 50%. Limit is highest of 47 background values. 72.34% NDs. Well-constituent pair annual alpha = 0.001748. Individual comparison alpha = 0.0008745 (1 of 2).

Constituent: Cobalt Analysis Run 3/11/2024 5:27 PM View: Appendix I - Intrawell
Plant McIntosh Client: Southern Company Data: McIntosh LF4 CCR

Sanitas™ v.10.0.16 . UG
Hollow symbols indicate censored values.
Within Limit

Prediction Limit

Intrawell Non-parametric

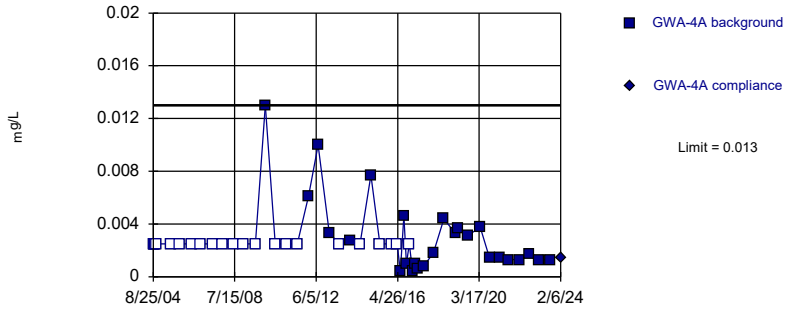

Non-parametric test used in lieu of parametric prediction limit because the Shapiro Wilk normality test showed the data to be non-normal at the 0.01 alpha level. Limit is highest of 48 background values. 45.83% NDs. Well-constituent pair annual alpha = 0.001667. Individual comparison alpha = 0.0008339 (1 of 2).

Constituent: Cobalt Analysis Run 3/11/2024 5:28 PM View: Appendix I - Intrawell
Plant McIntosh Client: Southern Company Data: McIntosh LF4 CCR

Sanitas™ v.10.0.16 . UG
Hollow symbols indicate censored values.
Within Limit

Prediction Limit

Intrawell Non-parametric

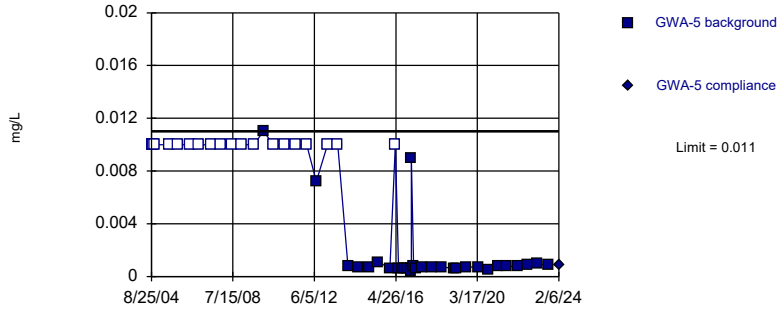

Non-parametric test used in lieu of parametric prediction limit because the Shapiro Francia normality test showed the data to be non-normal at the 0.01 alpha level. Limit is highest of 50 background values. 40% NDs. Well-constituent pair annual alpha = 0.001505. Individual comparison alpha = 0.0007528 (1 of 2).

Constituent: Cobalt Analysis Run 3/11/2024 5:28 PM View: Appendix I - Intrawell
Plant McIntosh Client: Southern Company Data: McIntosh LF4 CCR

Sanitas™ v.10.0.16 . UG
Hollow symbols indicate censored values.
Within Limit

Prediction Limit

Intrawell Non-parametric

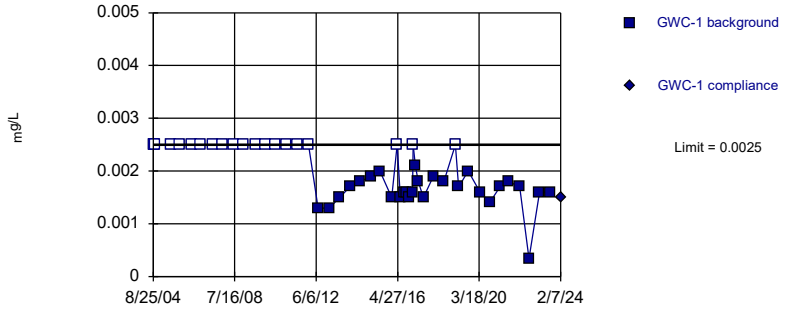

Non-parametric test used in lieu of parametric prediction limit because the Shapiro Wilk normality test showed the data to be non-normal at the 0.01 alpha level. Limit is highest of 48 background values. 41.67% NDs. Well-constituent pair annual alpha = 0.001667. Individual comparison alpha = 0.0008339 (1 of 2).

Constituent: Cobalt Analysis Run 3/11/2024 5:28 PM View: Appendix I - Intrawell
Plant McIntosh Client: Southern Company Data: McIntosh LF4 CCR

Sanitas™ v.10.0.16 . UG
Hollow symbols indicate censored values.
Within Limit

Prediction Limit

Intrawell Non-parametric

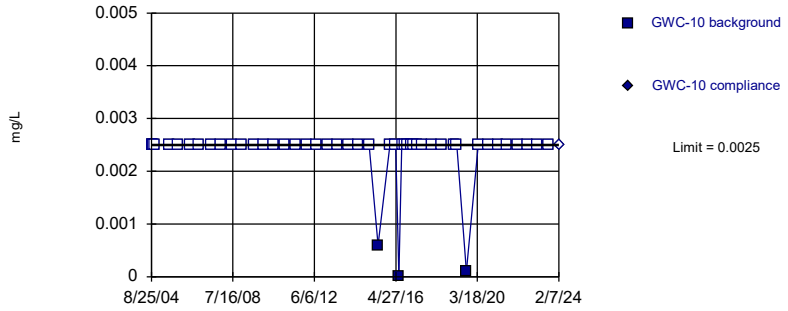

Non-parametric test used in lieu of parametric prediction limit because censored data exceeded 50%. Limit is highest of 48 background values. 93.75% NDs. Well-constituent pair annual alpha = 0.001667. Individual comparison alpha = 0.0008339 (1 of 2).

Constituent: Cobalt Analysis Run 3/11/2024 5:28 PM View: Appendix I - Intrawell
Plant McIntosh Client: Southern Company Data: McIntosh LF4 CCR

Sanitas™ v.10.0.16 . UG
Hollow symbols indicate censored values.
Within Limit

Prediction Limit

Intrawell Non-parametric

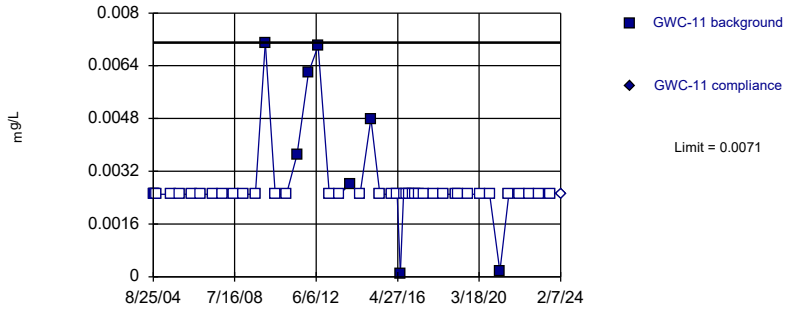

Non-parametric test used in lieu of parametric prediction limit because censored data exceeded 50%. Limit is highest of 48 background values. 83.33% NDs. Well-constituent pair annual alpha = 0.001667. Individual comparison alpha = 0.0008339 (1 of 2).

Constituent: Cobalt Analysis Run 3/11/2024 5:28 PM View: Appendix I - Intrawell
Plant McIntosh Client: Southern Company Data: McIntosh LF4 CCR

Sanitas™ v.10.0.16 . UG
Hollow symbols indicate censored values.
Within Limit

Prediction Limit

Intrawell Non-parametric

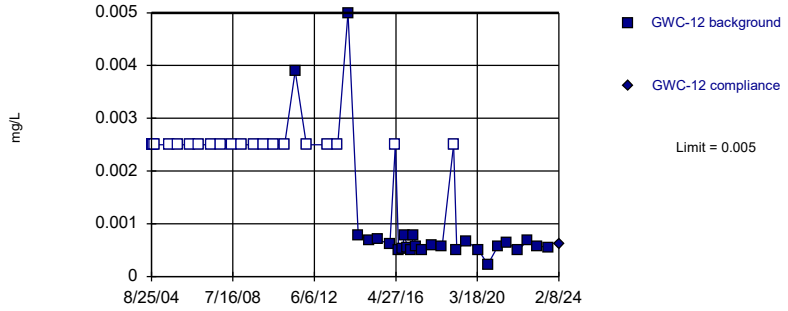

Non-parametric test used in lieu of parametric prediction limit because the Shapiro Wilk normality test showed the data to be non-normal at the 0.01 alpha level. Limit is highest of 47 background values. 44.68% NDs. Well-constituent pair annual alpha = 0.001748. Individual comparison alpha = 0.0008745 (1 of 2).

Constituent: Cobalt Analysis Run 3/11/2024 5:28 PM View: Appendix I - Intrawell
Plant McIntosh Client: Southern Company Data: McIntosh LF4 CCR

Sanitas™ v.10.0.16 . UG
Hollow symbols indicate censored values.
Within Limit

Prediction Limit

Intrawell Non-parametric

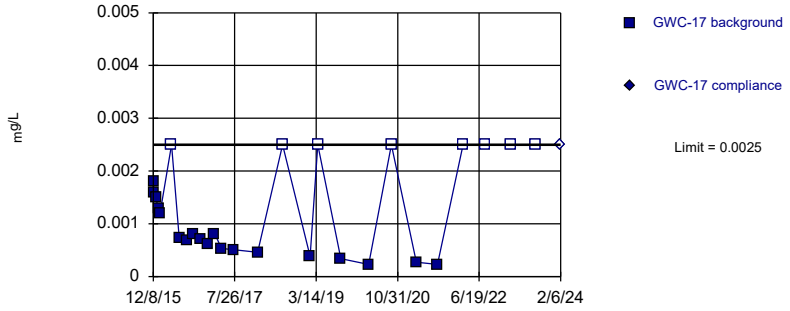

Non-parametric test used in lieu of parametric prediction limit because the Shapiro Wilk normality test showed the data to be non-normal at the 0.01 alpha level. Limit is highest of 27 background values. 29.63% NDs. Well-constituent pair annual alpha = 0.004998. Individual comparison alpha = 0.002502 (1 of 2).

Constituent: Cobalt Analysis Run 3/11/2024 5:28 PM View: Appendix I - Intrawell
Plant McIntosh Client: Southern Company Data: McIntosh LF4 CCR

Sanitas™ v.10.0.16 . UG
Hollow symbols indicate censored values.
Within Limit

Prediction Limit

Intrawell Non-parametric

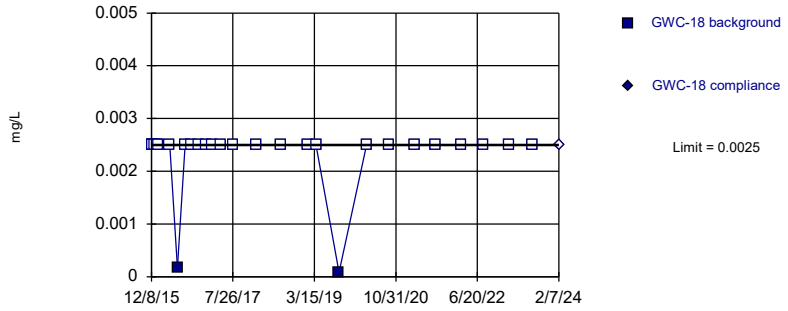

Non-parametric test used in lieu of parametric prediction limit because censored data exceeded 50%. Limit is highest of 27 background values. 92.59% NDs. Well-constituent pair annual alpha = 0.004998. Individual comparison alpha = 0.002502 (1 of 2).

Constituent: Cobalt Analysis Run 3/11/2024 5:28 PM View: Appendix I - Intrawell
Plant McIntosh Client: Southern Company Data: McIntosh LF4 CCR

Sanitas™ v.10.0.16 . UG
Hollow symbols indicate censored values.
Within Limit

Prediction Limit

Intrawell Non-parametric

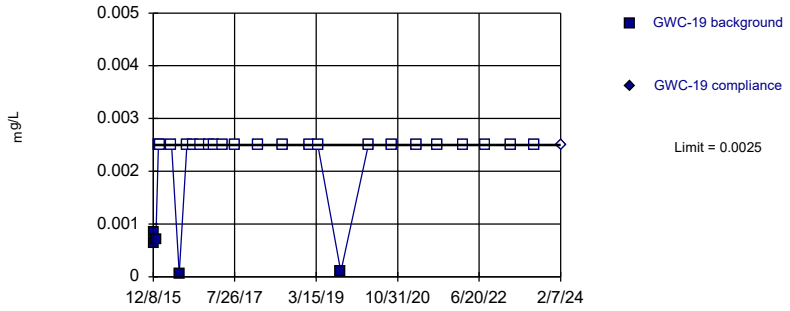

Non-parametric test used in lieu of parametric prediction limit because censored data exceeded 50%. Limit is highest of 27 background values. 81.48% NDs. Well-constituent pair annual alpha = 0.004998. Individual comparison alpha = 0.002502 (1 of 2).

Constituent: Cobalt Analysis Run 3/11/2024 5:28 PM View: Appendix I - Intrawell
Plant McIntosh Client: Southern Company Data: McIntosh LF4 CCR

Sanitas™ v.10.0.16 . UG
Within Limit

Prediction Limit

Intrawell Parametric

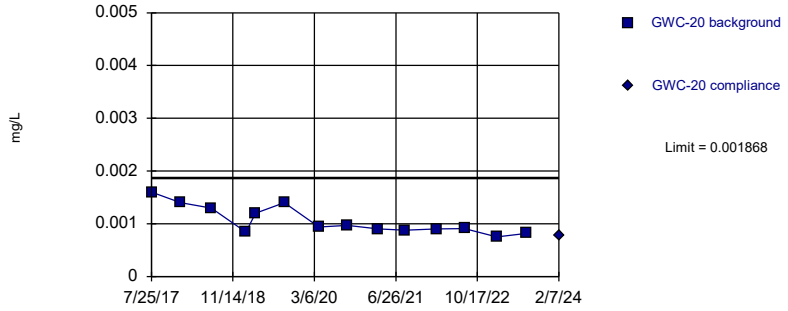

Background Data Summary (based on square root transformation): Mean=0.0323, Std. Dev.=0.00398, n=14. Normality test: Shapiro Wilk @alpha = 0.05, calculated = 0.8764, critical = 0.874. Kappa = 2.744 (c=15, w=9, 1 of 2, event alpha = 0.05132). Report alpha = 0.0003901.

Constituent: Cobalt Analysis Run 3/11/2024 5:28 PM View: Appendix I - Intrawell
Plant McIntosh Client: Southern Company Data: McIntosh LF4 CCR

Sanitas™ v.10.0.16 . UG
Hollow symbols indicate censored values.
Within Limit

Prediction Limit

Intrawell Parametric

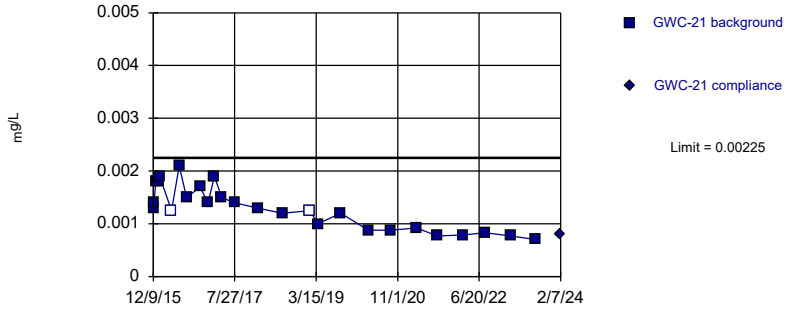

Background Data Summary: Mean=0.001286, Std. Dev.=0.0004069, n=26, 7.692% NDs. Normality test: Shapiro Wilk @alpha = 0.01, calculated = 0.9424, critical = 0.891. Kappa = 2.368 (c=15, w=9, 1 of 2, event alpha = 0.05132). Report alpha = 0.0003901.

Constituent: Cobalt Analysis Run 3/11/2024 5:28 PM View: Appendix I - Intrawell
Plant McIntosh Client: Southern Company Data: McIntosh LF4 CCR

Sanitas™ v.10.0.16 . UG

Within Limit

Prediction Limit

Intrawell Parametric

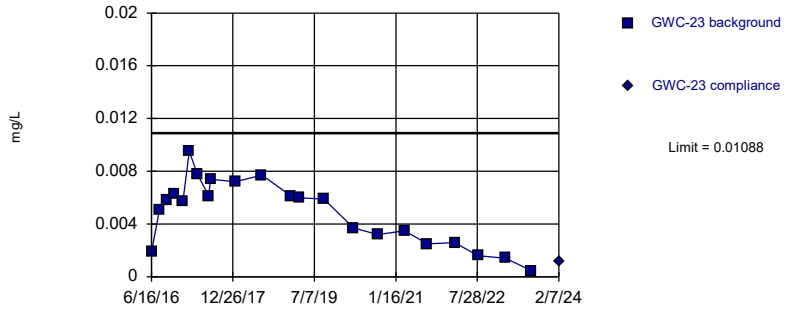

Background Data Summary: Mean=0.004884, Std. Dev.=0.002457, n=22. Normality test: Shapiro Wilk @alpha = 0.01, calculated = 0.9565, critical = 0.878. Kappa = 2.441 (c=15, w=9, 1 of 2, event alpha = 0.05132). Report alpha = 0.0003901.

Constituent: Cobalt Analysis Run 3/11/2024 5:28 PM View: Appendix I - Intrawell

Plant McIntosh Client: Southern Company Data: McIntosh LF4 CCR

Sanitas™ v.10.0.16 . UG

Hollow symbols indicate censored values.

Within Limit

Prediction Limit

Intrawell Non-parametric

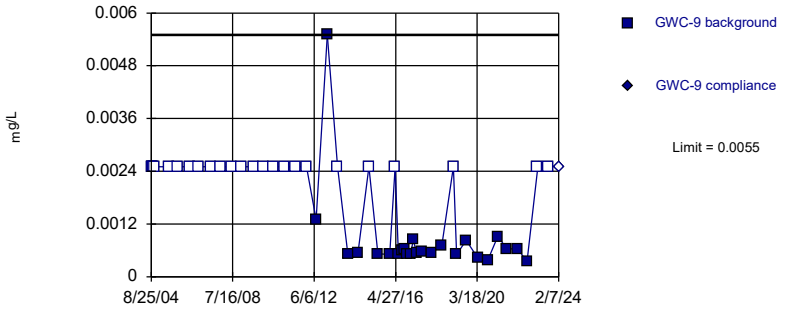

Non-parametric test used in lieu of parametric prediction limit because the Shapiro Wilk normality test showed the data to be non-normal at the 0.01 alpha level. Limit is highest of 48 background values. 50% NDs. Well-constituent pair annual alpha = 0.001667. Individual comparison alpha = 0.0008339 (1 of 2).

Constituent: Cobalt Analysis Run 3/11/2024 5:28 PM View: Appendix I - Intrawell

Plant McIntosh Client: Southern Company Data: McIntosh LF4 CCR

Sanitas™ v.10.0.16 . UG

Hollow symbols indicate censored values.

Within Limit

Prediction Limit

Intrawell Non-parametric

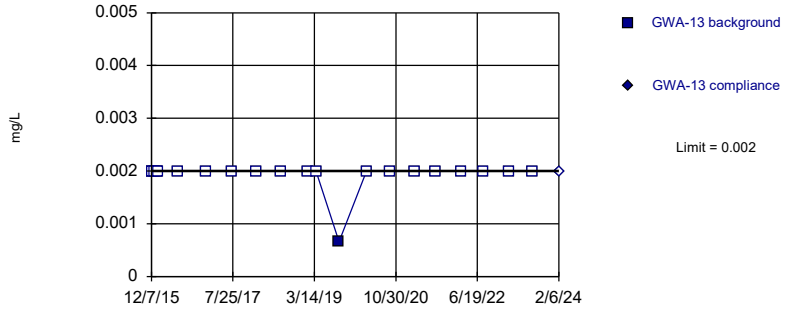

Non-parametric test used in lieu of parametric prediction limit because censored data exceeded 50%. Limit is highest of 21 background values. 95.24% NDs. Well-constituent pair annual alpha = 0.007982. Individual comparison alpha = 0.003999 (1 of 2).

Constituent: Copper Analysis Run 3/11/2024 5:28 PM View: Appendix I - Intrawell

Plant McIntosh Client: Southern Company Data: McIntosh LF4 CCR

Sanitas™ v.10.0.16 . UG

Hollow symbols indicate censored values.

Within Limit

Prediction Limit

Intrawell Non-parametric

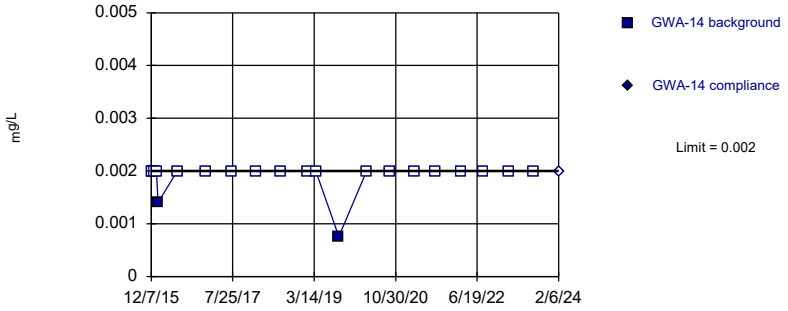

Non-parametric test used in lieu of parametric prediction limit because censored data exceeded 50%. Limit is highest of 21 background values. 90.48% NDs. Well-constituent pair annual alpha = 0.007982. Individual comparison alpha = 0.003999 (1 of 2).

Constituent: Copper Analysis Run 3/11/2024 5:28 PM View: Appendix I - Intrawell

Plant McIntosh Client: Southern Company Data: McIntosh LF4 CCR

Sanitas™ v.10.0.16 . UG
Hollow symbols indicate censored values.
Within Limit

Prediction Limit

Intrawell Non-parametric

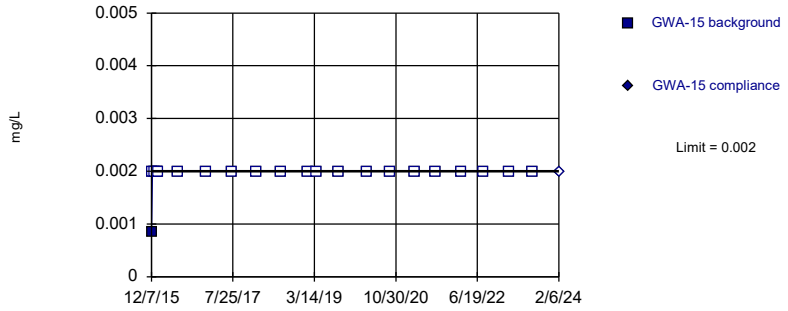

Non-parametric test used in lieu of parametric prediction limit because censored data exceeded 50%. Limit is highest of 21 background values. 95.24% NDs. Well-constituent pair annual alpha = 0.007982. Individual comparison alpha = 0.003999 (1 of 2).

Constituent: Copper Analysis Run 3/11/2024 5:28 PM View: Appendix I - Intrawell
Plant McIntosh Client: Southern Company Data: McIntosh LF4 CCR

Sanitas™ v.10.0.16 . UG
Hollow symbols indicate censored values.
Within Limit

Prediction Limit

Intrawell Non-parametric

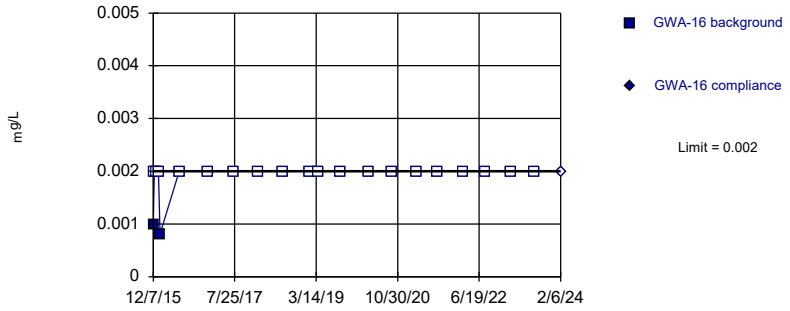

Non-parametric test used in lieu of parametric prediction limit because censored data exceeded 50%. Limit is highest of 21 background values. 90.48% NDs. Well-constituent pair annual alpha = 0.007982. Individual comparison alpha = 0.003999 (1 of 2).

Constituent: Copper Analysis Run 3/11/2024 5:28 PM View: Appendix I - Intrawell
Plant McIntosh Client: Southern Company Data: McIntosh LF4 CCR

Sanitas™ v.10.0.16 . UG
Hollow symbols indicate censored values.
Within Limit

Prediction Limit

Intrawell Non-parametric

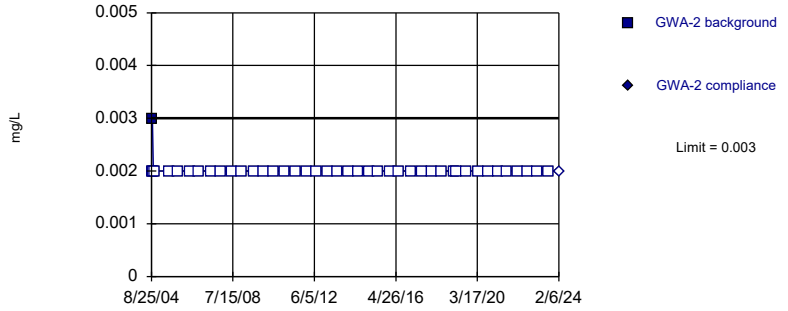

Non-parametric test used in lieu of parametric prediction limit because censored data exceeded 50%. Limit is highest of 42 background values. 97.62% NDs. Well-constituent pair annual alpha = 0.002154. Individual comparison alpha = 0.001077 (1 of 2).

Constituent: Copper Analysis Run 3/11/2024 5:28 PM View: Appendix I - Intrawell
Plant McIntosh Client: Southern Company Data: McIntosh LF4 CCR

Sanitas™ v.10.0.16 . UG
Hollow symbols indicate censored values.
Within Limit

Prediction Limit

Intrawell Non-parametric

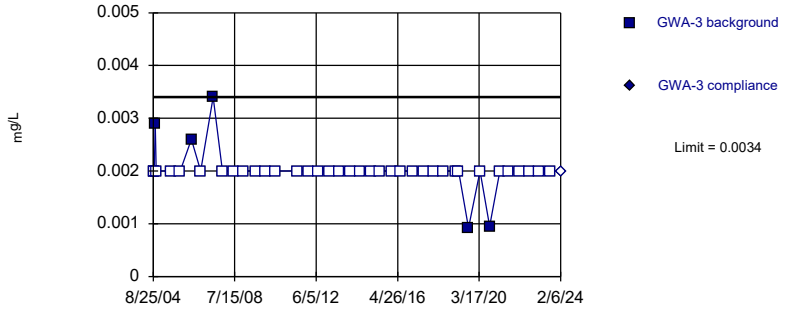

Non-parametric test used in lieu of parametric prediction limit because censored data exceeded 50%. Limit is highest of 41 background values. 87.8% NDs. Well-constituent pair annual alpha = 0.002235. Individual comparison alpha = 0.001118 (1 of 2).

Constituent: Copper Analysis Run 3/11/2024 5:28 PM View: Appendix I - Intrawell
Plant McIntosh Client: Southern Company Data: McIntosh LF4 CCR

Sanitas™ v.10.0.16 . UG
Hollow symbols indicate censored values.
Within Limit

Prediction Limit

Intrawell Non-parametric

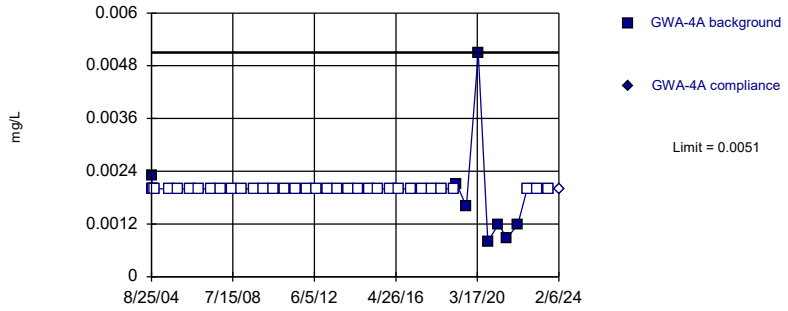

Non-parametric test used in lieu of parametric prediction limit because censored data exceeded 50%. Limit is highest of 42 background values. 80.95% NDs. Well-constituent pair annual alpha = 0.002154. Individual comparison alpha = 0.001077 (1 of 2).

Constituent: Copper Analysis Run 3/11/2024 5:28 PM View: Appendix I - Intrawell
Plant McIntosh Client: Southern Company Data: McIntosh LF4 CCR

Sanitas™ v.10.0.16 . UG
Hollow symbols indicate censored values.
Within Limit

Prediction Limit

Intrawell Non-parametric

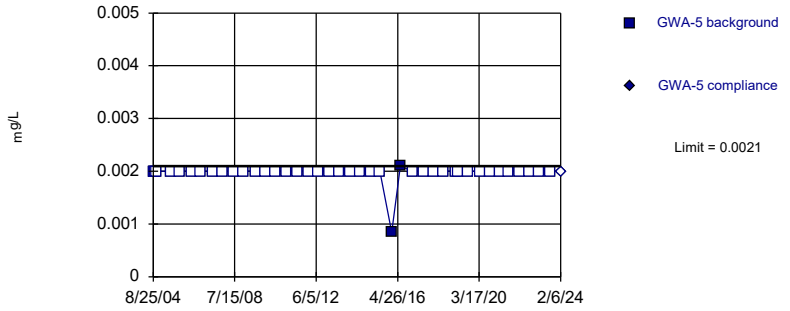

Non-parametric test used in lieu of parametric prediction limit because censored data exceeded 50%. Limit is highest of 42 background values. 95.24% NDs. Well-constituent pair annual alpha = 0.002154. Individual comparison alpha = 0.001077 (1 of 2).

Constituent: Copper Analysis Run 3/11/2024 5:28 PM View: Appendix I - Intrawell
Plant McIntosh Client: Southern Company Data: McIntosh LF4 CCR

Sanitas™ v.10.0.16 . UG
Hollow symbols indicate censored values.
Within Limit

Prediction Limit

Intrawell Non-parametric

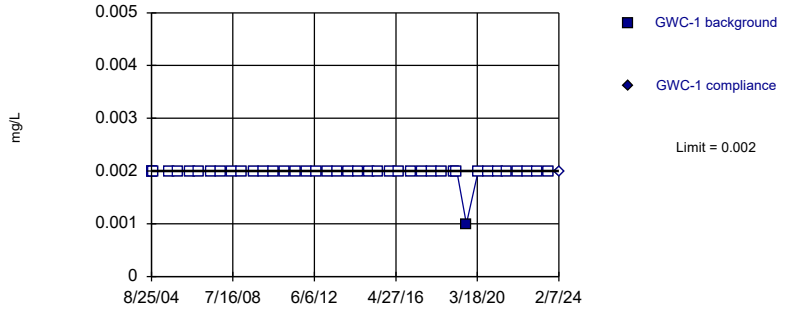

Non-parametric test used in lieu of parametric prediction limit because censored data exceeded 50%. Limit is highest of 41 background values. 97.56% NDs. Well-constituent pair annual alpha = 0.002235. Individual comparison alpha = 0.001118 (1 of 2).

Constituent: Copper Analysis Run 3/11/2024 5:28 PM View: Appendix I - Intrawell
Plant McIntosh Client: Southern Company Data: McIntosh LF4 CCR

Sanitas™ v.10.0.16 . UG
Hollow symbols indicate censored values.
Within Limit

Prediction Limit

Intrawell Non-parametric

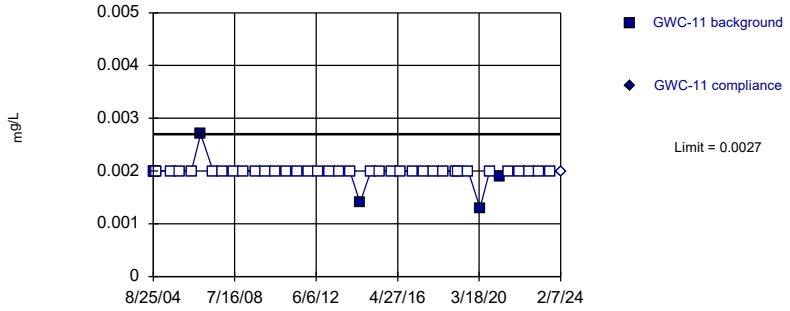

Non-parametric test used in lieu of parametric prediction limit because censored data exceeded 50%. Limit is highest of 42 background values. 90.48% NDs. Well-constituent pair annual alpha = 0.002154. Individual comparison alpha = 0.001077 (1 of 2).

Constituent: Copper Analysis Run 3/11/2024 5:28 PM View: Appendix I - Intrawell
Plant McIntosh Client: Southern Company Data: McIntosh LF4 CCR

Sanitas™ v.10.0.16 . UG
Hollow symbols indicate censored values.
Within Limit

Prediction Limit

Intrawell Non-parametric

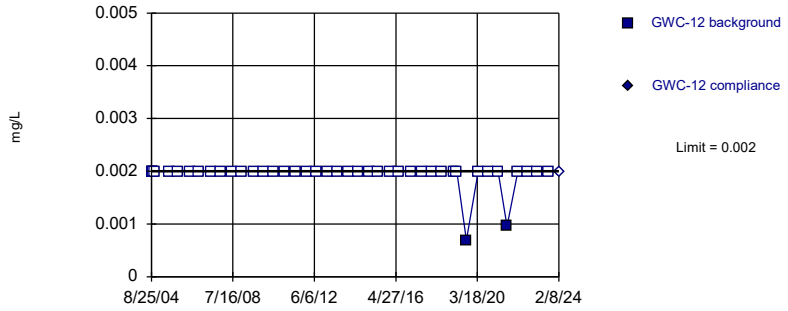

Non-parametric test used in lieu of parametric prediction limit because censored data exceeded 50%. Limit is highest of 42 background values. 95.24% NDs. Well-constituent pair annual alpha = 0.002154. Individual comparison alpha = 0.001077 (1 of 2).

Constituent: Copper Analysis Run 3/11/2024 5:28 PM View: Appendix I - Intrawell
Plant McIntosh Client: Southern Company Data: McIntosh LF4 CCR

Sanitas™ v.10.0.16 . UG
Hollow symbols indicate censored values.
Within Limit

Prediction Limit

Intrawell Non-parametric

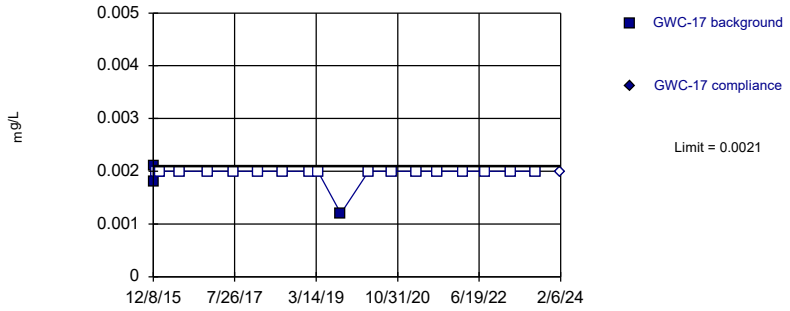

Non-parametric test used in lieu of parametric prediction limit because censored data exceeded 50%. Limit is highest of 21 background values. 85.71% NDs. Well-constituent pair annual alpha = 0.007982. Individual comparison alpha = 0.003999 (1 of 2).

Constituent: Copper Analysis Run 3/11/2024 5:28 PM View: Appendix I - Intrawell
Plant McIntosh Client: Southern Company Data: McIntosh LF4 CCR

Sanitas™ v.10.0.16 . UG
Hollow symbols indicate censored values.
Within Limit

Prediction Limit

Intrawell Non-parametric

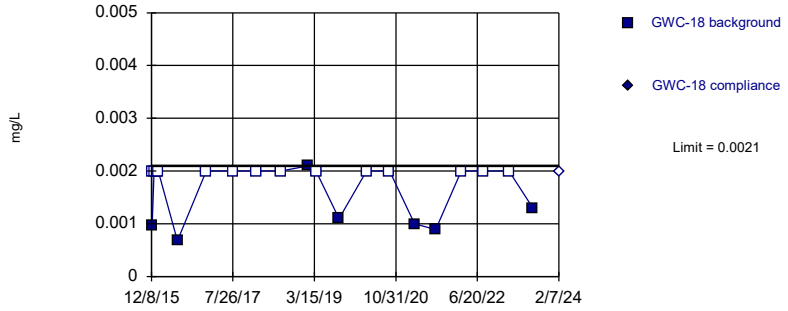

Non-parametric test used in lieu of parametric prediction limit because censored data exceeded 50%. Limit is highest of 21 background values. 66.67% NDs. Well-constituent pair annual alpha = 0.007982. Individual comparison alpha = 0.003999 (1 of 2).

Constituent: Copper Analysis Run 3/11/2024 5:28 PM View: Appendix I - Intrawell
Plant McIntosh Client: Southern Company Data: McIntosh LF4 CCR

Sanitas™ v.10.0.16 . UG
Hollow symbols indicate censored values.
Within Limit

Prediction Limit

Intrawell Non-parametric

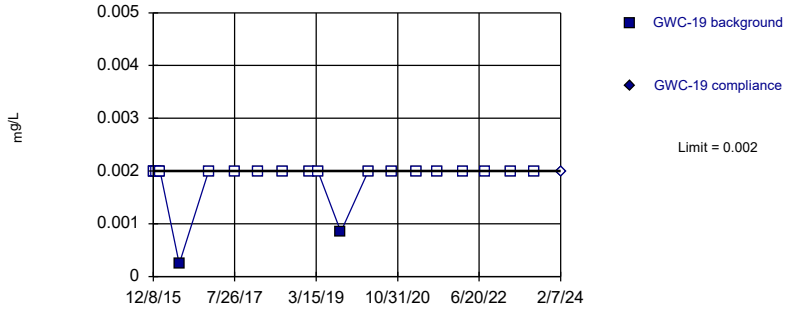

Non-parametric test used in lieu of parametric prediction limit because censored data exceeded 50%. Limit is highest of 21 background values. 90.48% NDs. Well-constituent pair annual alpha = 0.007982. Individual comparison alpha = 0.003999 (1 of 2).

Constituent: Copper Analysis Run 3/11/2024 5:28 PM View: Appendix I - Intrawell
Plant McIntosh Client: Southern Company Data: McIntosh LF4 CCR

Sanitas™ v.10.0.16 . UG
Hollow symbols indicate censored values.
Within Limit

Prediction Limit

Intrawell Non-parametric

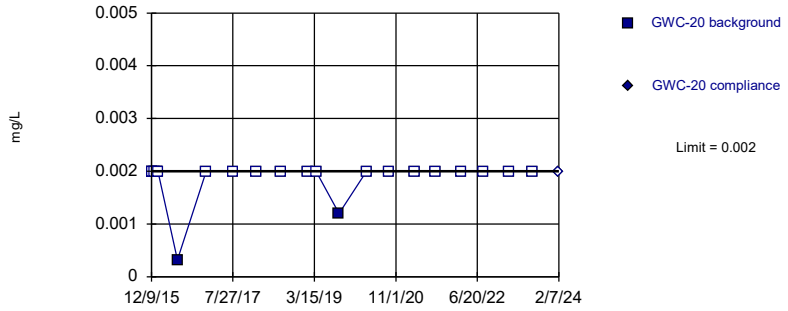

Non-parametric test used in lieu of parametric prediction limit because censored data exceeded 50%. Limit is highest of 21 background values. 90.48% NDs. Well-constituent pair annual alpha = 0.007982. Individual comparison alpha = 0.003999 (1 of 2).

Constituent: Copper Analysis Run 3/11/2024 5:28 PM View: Appendix I - Intrawell
Plant McIntosh Client: Southern Company Data: McIntosh LF4 CCR

Sanitas™ v.10.0.16 . UG
Hollow symbols indicate censored values.
Within Limit

Prediction Limit

Intrawell Non-parametric

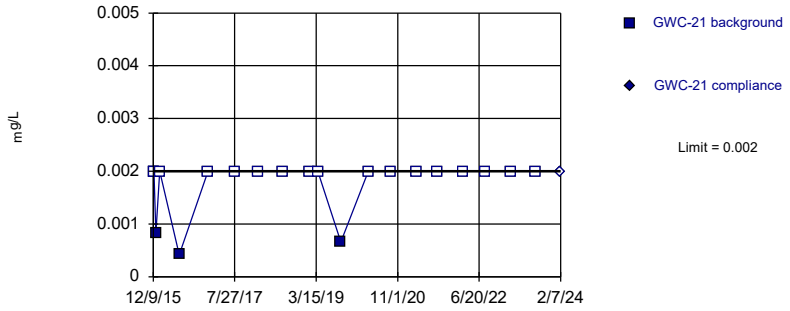

Non-parametric test used in lieu of parametric prediction limit because censored data exceeded 50%. Limit is highest of 20 background values. 85% NDs. Well-constituent pair annual alpha = 0.008564. Individual comparison alpha = 0.004291 (1 of 2).

Constituent: Copper Analysis Run 3/11/2024 5:28 PM View: Appendix I - Intrawell
Plant McIntosh Client: Southern Company Data: McIntosh LF4 CCR

Sanitas™ v.10.0.16 . UG
Hollow symbols indicate censored values.
Within Limit

Prediction Limit

Intrawell Non-parametric

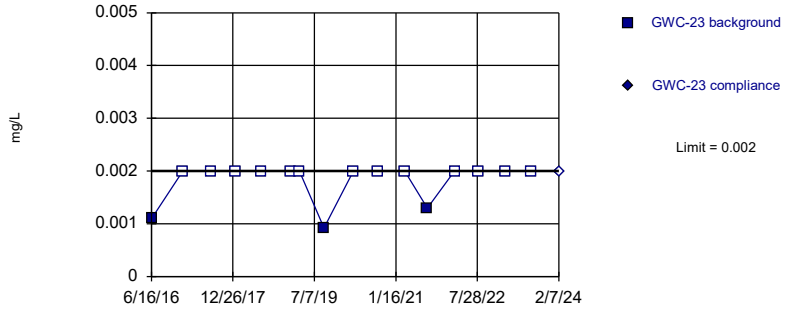

Non-parametric test used in lieu of parametric prediction limit because censored data exceeded 50%. Limit is highest of 16 background values. 81.25% NDs. Well-constituent pair annual alpha = 0.01287. Individual comparison alpha = 0.006456 (1 of 2).

Constituent: Copper Analysis Run 3/11/2024 5:28 PM View: Appendix I - Intrawell
Plant McIntosh Client: Southern Company Data: McIntosh LF4 CCR

Sanitas™ v.10.0.16 . UG
Hollow symbols indicate censored values.
Within Limit

Prediction Limit

Intrawell Non-parametric

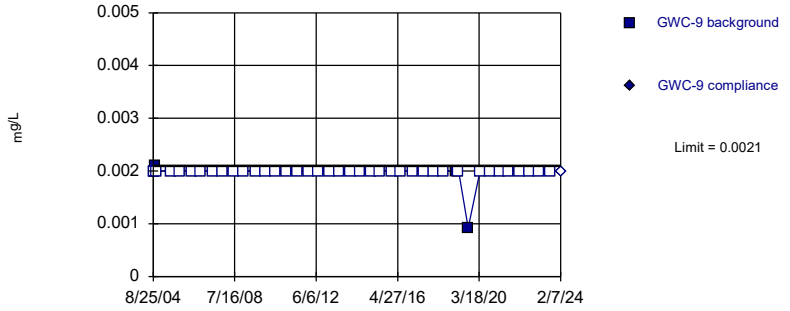

Non-parametric test used in lieu of parametric prediction limit because censored data exceeded 50%. Limit is highest of 42 background values. 92.86% NDs. Well-constituent pair annual alpha = 0.002154. Individual comparison alpha = 0.001077 (1 of 2).

Constituent: Copper Analysis Run 3/11/2024 5:28 PM View: Appendix I - Intrawell
Plant McIntosh Client: Southern Company Data: McIntosh LF4 CCR

Sanitas™ v.10.0.16 . UG
Hollow symbols indicate censored values.
Within Limit

Prediction Limit

Intrawell Non-parametric

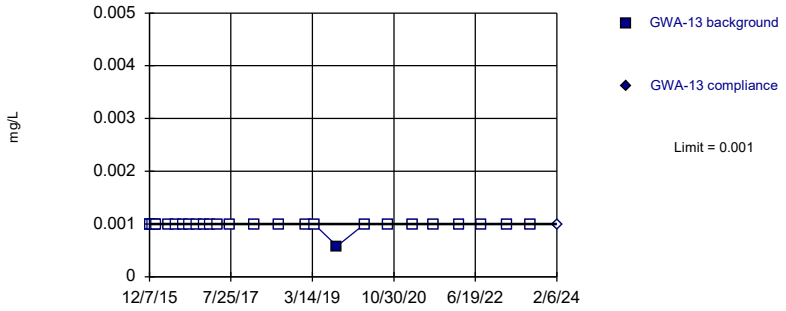

Non-parametric test used in lieu of parametric prediction limit because censored data exceeded 50%. Limit is highest of 27 background values. 96.3% NDs. Well-constituent pair annual alpha = 0.004998. Individual comparison alpha = 0.002502 (1 of 2).

Constituent: Lead Analysis Run 3/11/2024 5:28 PM View: Appendix I - Intrawell
Plant McIntosh Client: Southern Company Data: McIntosh LF4 CCR

Sanitas™ v.10.0.16 . UG
Hollow symbols indicate censored values.
Within Limit

Prediction Limit

Intrawell Non-parametric

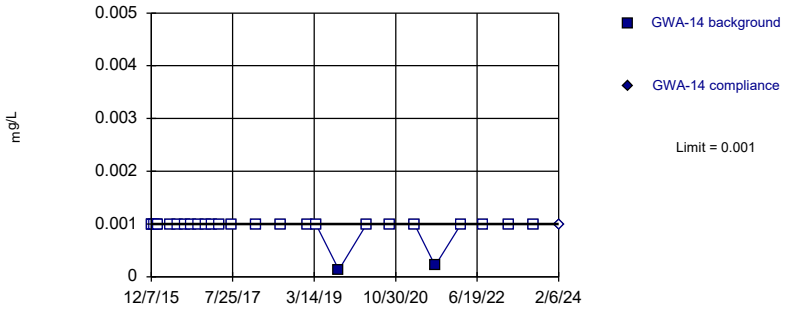

Non-parametric test used in lieu of parametric prediction limit because censored data exceeded 50%. Limit is highest of 27 background values. 92.59% NDs. Well-constituent pair annual alpha = 0.004998. Individual comparison alpha = 0.002502 (1 of 2).

Constituent: Lead Analysis Run 3/11/2024 5:28 PM View: Appendix I - Intrawell
Plant McIntosh Client: Southern Company Data: McIntosh LF4 CCR

Sanitas™ v.10.0.16 . UG
Hollow symbols indicate censored values.
Within Limit

Prediction Limit

Intrawell Non-parametric

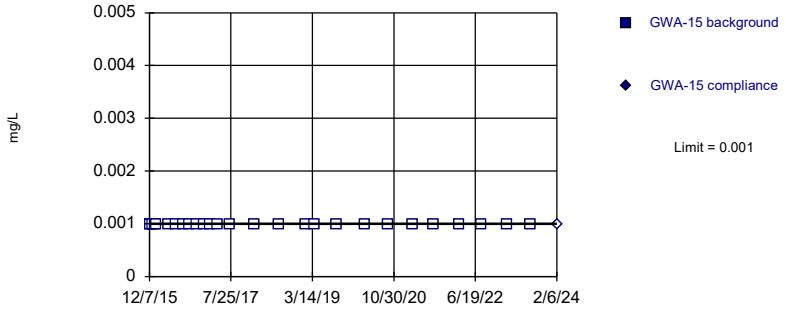

Non-parametric test used in lieu of parametric prediction limit because censored data exceeded 50%. All background values (n = 27) were censored; limit is most recent reporting limit. Well-constituent pair annual alpha = 0.004998. Individual comparison alpha = 0.002502 (1 of 2).

Constituent: Lead Analysis Run 3/11/2024 5:28 PM View: Appendix I - Intrawell
Plant McIntosh Client: Southern Company Data: McIntosh LF4 CCR

Sanitas™ v.10.0.16 . UG
Hollow symbols indicate censored values.
Within Limit

Prediction Limit

Intrawell Non-parametric

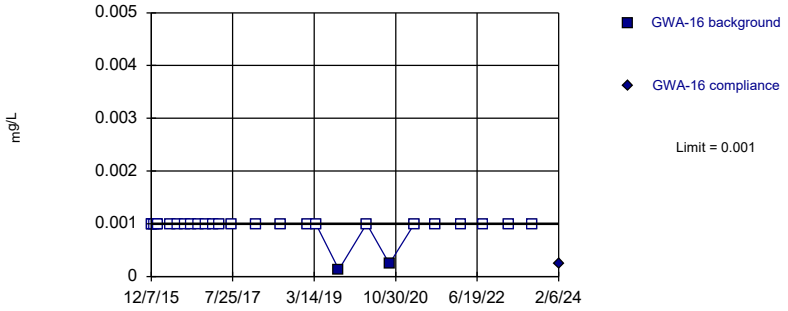

Non-parametric test used in lieu of parametric prediction limit because censored data exceeded 50%. Limit is highest of 27 background values. 92.59% NDs. Well-constituent pair annual alpha = 0.004998. Individual comparison alpha = 0.002502 (1 of 2).

Constituent: Lead Analysis Run 3/11/2024 5:28 PM View: Appendix I - Intrawell
Plant McIntosh Client: Southern Company Data: McIntosh LF4 CCR

Sanitas™ v.10.0.16 . UG
Hollow symbols indicate censored values.
Within Limit

Prediction Limit

Intrawell Non-parametric

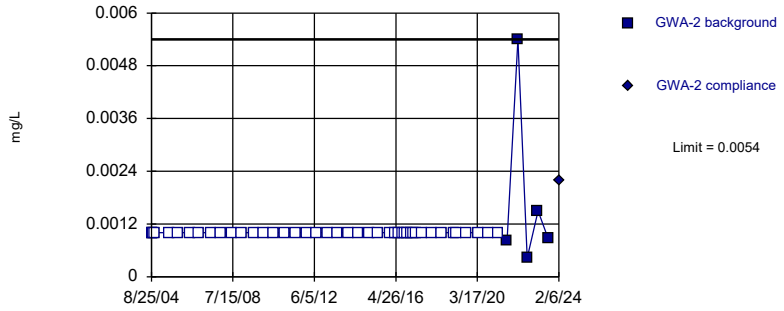

Non-parametric test used in lieu of parametric prediction limit because censored data exceeded 50%. Limit is highest of 48 background values. 89.58% NDs. Well-constituent pair annual alpha = 0.001667. Individual comparison alpha = 0.0008339 (1 of 2).

Constituent: Lead Analysis Run 3/11/2024 5:28 PM View: Appendix I - Intrawell
Plant McIntosh Client: Southern Company Data: McIntosh LF4 CCR

Sanitas™ v.10.0.16 . UG
Hollow symbols indicate censored values.
Within Limit

Prediction Limit

Intrawell Non-parametric

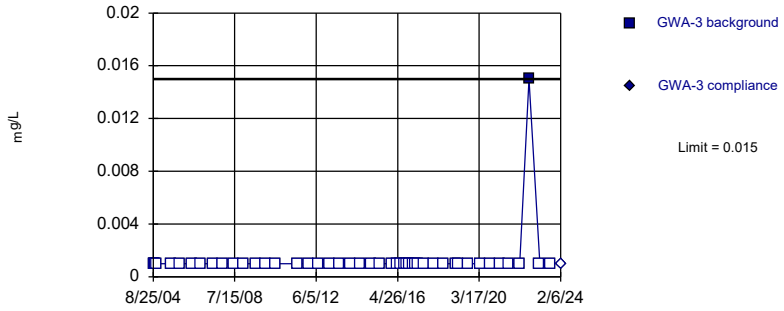

Non-parametric test used in lieu of parametric prediction limit because censored data exceeded 50%. Limit is highest of 47 background values. 97.87% NDs. Well-constituent pair annual alpha = 0.001748. Individual comparison alpha = 0.0008745 (1 of 2).

Constituent: Lead Analysis Run 3/11/2024 5:28 PM View: Appendix I - Intrawell
Plant McIntosh Client: Southern Company Data: McIntosh LF4 CCR

Sanitas™ v.10.0.16 . UG
Hollow symbols indicate censored values.
Within Limit

Prediction Limit

Intrawell Non-parametric

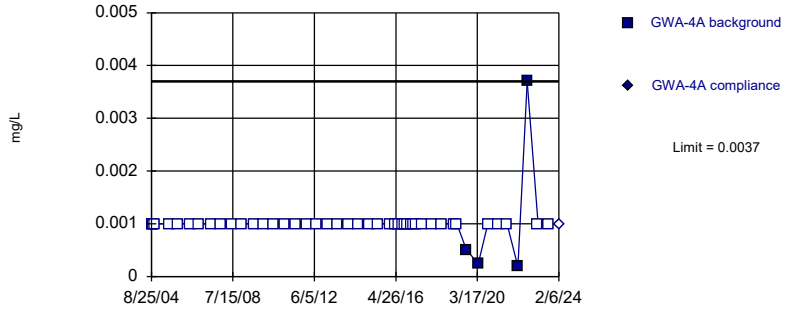

Non-parametric test used in lieu of parametric prediction limit because censored data exceeded 50%. Limit is highest of 48 background values. 91.67% NDs. Well-constituent pair annual alpha = 0.001667. Individual comparison alpha = 0.0008339 (1 of 2).

Constituent: Lead Analysis Run 3/11/2024 5:28 PM View: Appendix I - Intrawell
Plant McIntosh Client: Southern Company Data: McIntosh LF4 CCR

Sanitas™ v.10.0.16 . UG
Hollow symbols indicate censored values.
Within Limit

Prediction Limit

Intrawell Non-parametric

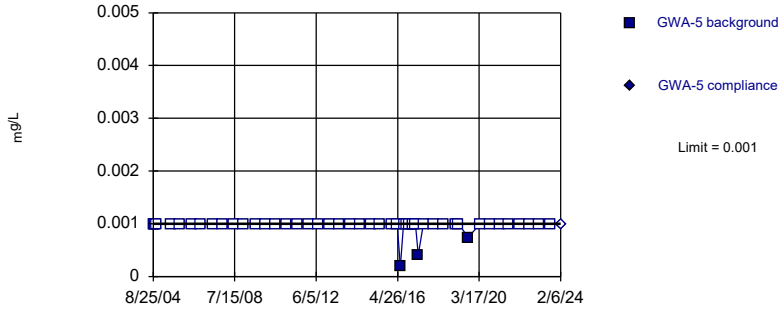

Non-parametric test used in lieu of parametric prediction limit because censored data exceeded 50%. Limit is highest of 50 background values. 92% NDs. Well-constituent pair annual alpha = 0.001505. Individual comparison alpha = 0.0007528 (1 of 2).

Constituent: Lead Analysis Run 3/11/2024 5:28 PM View: Appendix I - Intrawell
Plant McIntosh Client: Southern Company Data: McIntosh LF4 CCR

Sanitas™ v.10.0.16 . UG
Hollow symbols indicate censored values.
Within Limit

Prediction Limit

Intrawell Non-parametric

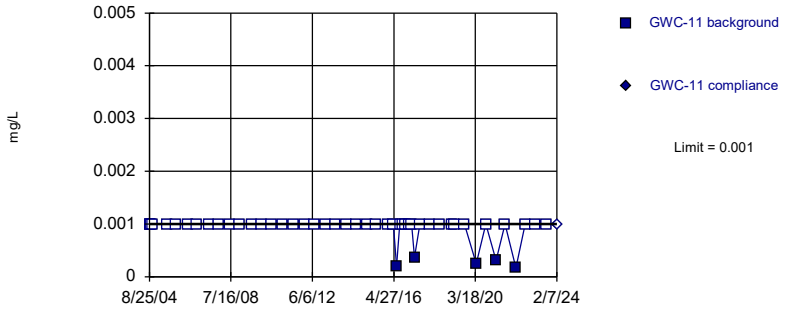

Non-parametric test used in lieu of parametric prediction limit because censored data exceeded 50%. Limit is highest of 48 background values. 89.58% NDs. Well-constituent pair annual alpha = 0.001667. Individual comparison alpha = 0.0008339 (1 of 2).

Constituent: Lead Analysis Run 3/11/2024 5:28 PM View: Appendix I - Intrawell
Plant McIntosh Client: Southern Company Data: McIntosh LF4 CCR

Sanitas™ v.10.0.16 . UG
Hollow symbols indicate censored values.
Within Limit

Prediction Limit

Intrawell Non-parametric

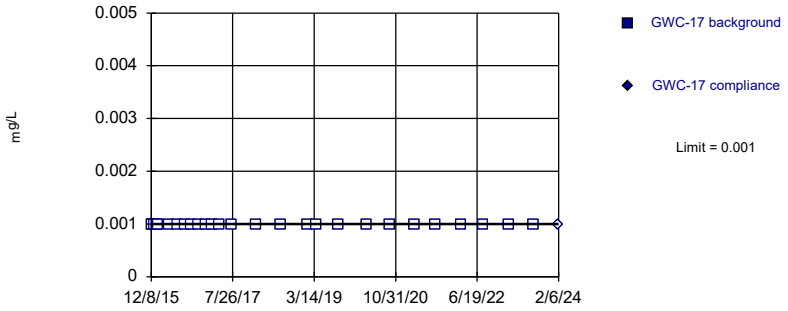

Non-parametric test used in lieu of parametric prediction limit because censored data exceeded 50%. All background values (n = 27) were censored; limit is most recent reporting limit. Well-constituent pair annual alpha = 0.004998. Individual comparison alpha = 0.002502 (1 of 2).

Constituent: Lead Analysis Run 3/11/2024 5:28 PM View: Appendix I - Intrawell
Plant McIntosh Client: Southern Company Data: McIntosh LF4 CCR

Sanitas™ v.10.0.16 . UG
Hollow symbols indicate censored values.
Within Limit

Prediction Limit

Intrawell Non-parametric

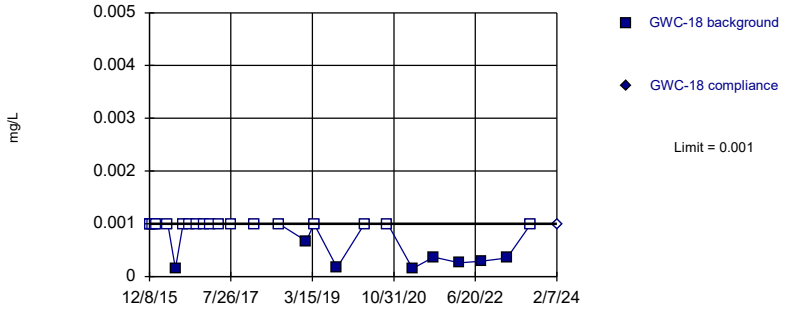

Non-parametric test used in lieu of parametric prediction limit because censored data exceeded 50%. Limit is highest of 27 background values. 70.37% NDs. Well-constituent pair annual alpha = 0.004998. Individual comparison alpha = 0.002502 (1 of 2).

Constituent: Lead Analysis Run 3/11/2024 5:28 PM View: Appendix I - Intrawell
Plant McIntosh Client: Southern Company Data: McIntosh LF4 CCR

Sanitas™ v.10.0.16 . UG
Hollow symbols indicate censored values.
Within Limit

Prediction Limit

Intrawell Non-parametric

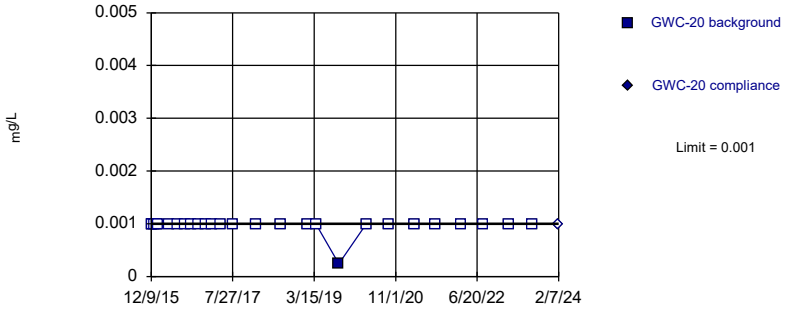

Non-parametric test used in lieu of parametric prediction limit because censored data exceeded 50%. Limit is highest of 27 background values. 96.3% NDs. Well-constituent pair annual alpha = 0.004998. Individual comparison alpha = 0.002502 (1 of 2).

Constituent: Lead Analysis Run 3/11/2024 5:28 PM View: Appendix I - Intrawell
Plant McIntosh Client: Southern Company Data: McIntosh LF4 CCR

Sanitas™ v.10.0.16 . UG
Hollow symbols indicate censored values.
Within Limit

Prediction Limit

Intrawell Non-parametric

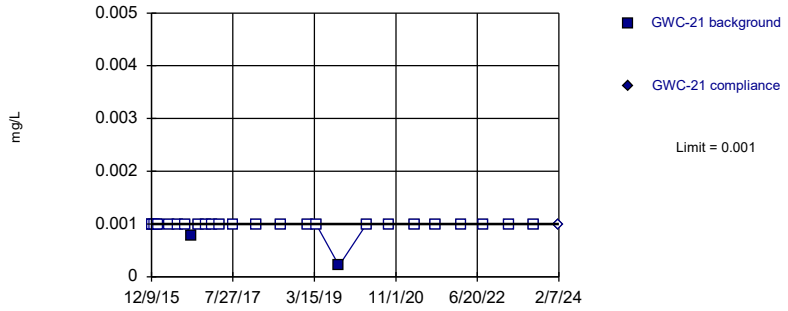

Non-parametric test used in lieu of parametric prediction limit because censored data exceeded 50%. Limit is highest of 27 background values. 92.59% NDs. Well-constituent pair annual alpha = 0.004998. Individual comparison alpha = 0.002502 (1 of 2).

Constituent: Lead Analysis Run 3/11/2024 5:28 PM View: Appendix I - Intrawell
Plant McIntosh Client: Southern Company Data: McIntosh LF4 CCR

Sanitas™ v.10.0.16 . UG
Hollow symbols indicate censored values.
Within Limit

Prediction Limit

Intrawell Non-parametric

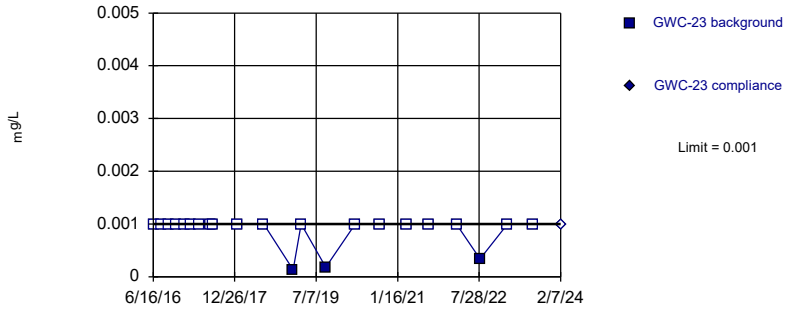

Non-parametric test used in lieu of parametric prediction limit because censored data exceeded 50%. Limit is highest of 22 background values. 86.36% NDs. Well-constituent pair annual alpha = 0.007401. Individual comparison alpha = 0.003707 (1 of 2).

Constituent: Lead Analysis Run 3/11/2024 5:28 PM View: Appendix I - Intrawell
Plant McIntosh Client: Southern Company Data: McIntosh LF4 CCR

Sanitas™ v.10.0.16 . UG
Hollow symbols indicate censored values.
Within Limit

Prediction Limit

Intrawell Non-parametric

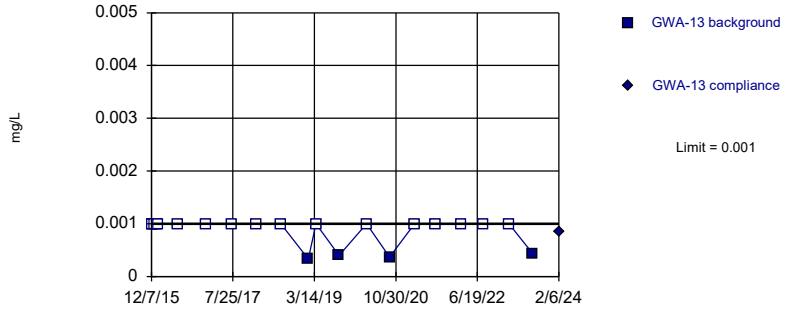

Non-parametric test used in lieu of parametric prediction limit because censored data exceeded 50%. Limit is highest of 21 background values. 80.95% NDs. Well-constituent pair annual alpha = 0.007982. Individual comparison alpha = 0.003999 (1 of 2).

Constituent: Nickel Analysis Run 3/11/2024 5:28 PM View: Appendix I - Intrawell
Plant McIntosh Client: Southern Company Data: McIntosh LF4 CCR

Sanitas™ v.10.0.16 . UG
Hollow symbols indicate censored values.
Within Limit

Prediction Limit

Intrawell Non-parametric

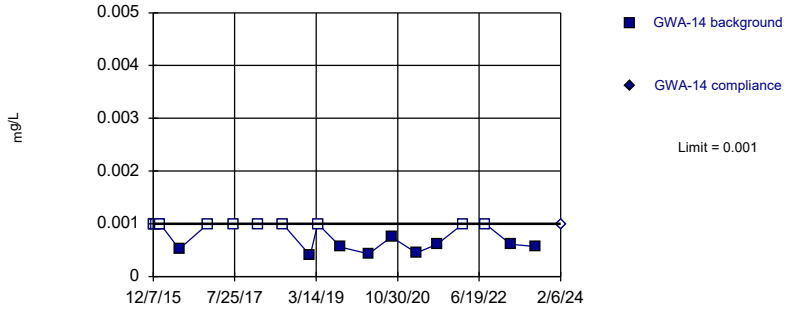

Non-parametric test used in lieu of parametric prediction limit because censored data exceeded 50%. Limit is highest of 21 background values. 57.14% NDs. Well-constituent pair annual alpha = 0.007982. Individual comparison alpha = 0.003999 (1 of 2).

Constituent: Nickel Analysis Run 3/11/2024 5:28 PM View: Appendix I - Intrawell
Plant McIntosh Client: Southern Company Data: McIntosh LF4 CCR

Sanitas™ v.10.0.16 . UG
Hollow symbols indicate censored values.
Within Limit

Prediction Limit

Intrawell Non-parametric

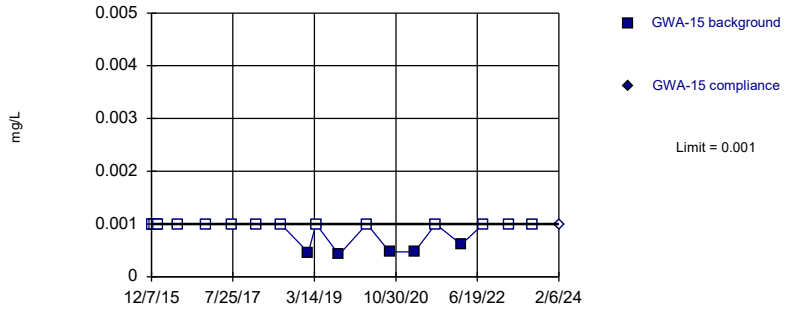

Non-parametric test used in lieu of parametric prediction limit because censored data exceeded 50%. Limit is highest of 21 background values. 76.19% NDs. Well-constituent pair annual alpha = 0.007982. Individual comparison alpha = 0.003999 (1 of 2).

Constituent: Nickel Analysis Run 3/11/2024 5:28 PM View: Appendix I - Intrawell
Plant McIntosh Client: Southern Company Data: McIntosh LF4 CCR

Sanitas™ v.10.0.16 . UG
Hollow symbols indicate censored values.
Within Limit

Prediction Limit

Intrawell Non-parametric

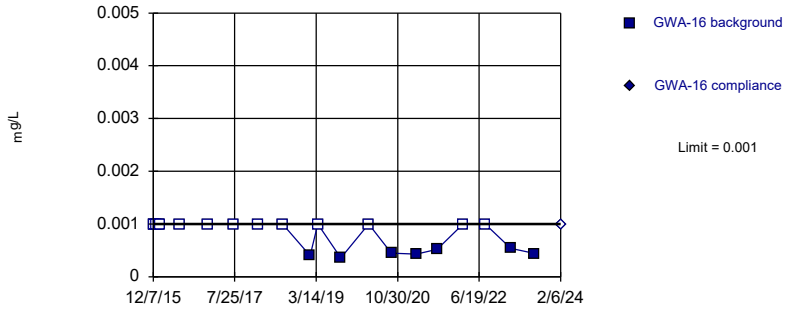

Non-parametric test used in lieu of parametric prediction limit because censored data exceeded 50%. Limit is highest of 21 background values. 66.67% NDs. Well-constituent pair annual alpha = 0.007982. Individual comparison alpha = 0.003999 (1 of 2).

Constituent: Nickel Analysis Run 3/11/2024 5:28 PM View: Appendix I - Intrawell
Plant McIntosh Client: Southern Company Data: McIntosh LF4 CCR

Sanitas™ v.10.0.16 . UG
Hollow symbols indicate censored values.
Within Limit

Prediction Limit

Intrawell Non-parametric

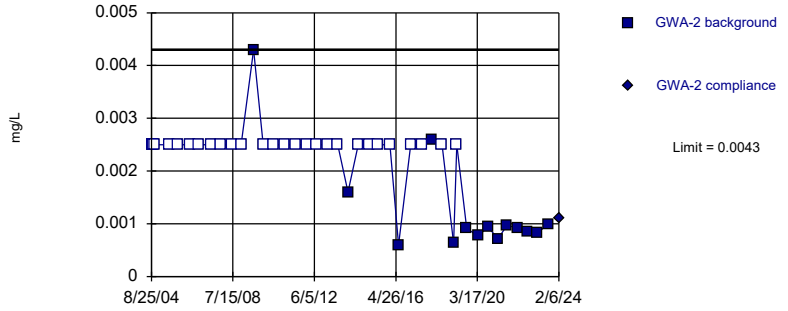

Non-parametric test used in lieu of parametric prediction limit because censored data exceeded 50%. Limit is highest of 42 background values. 66.67% NDs. Well-constituent pair annual alpha = 0.002154. Individual comparison alpha = 0.001077 (1 of 2).

Constituent: Nickel Analysis Run 3/11/2024 5:28 PM View: Appendix I - Intrawell
Plant McIntosh Client: Southern Company Data: McIntosh LF4 CCR

Sanitas™ v.10.0.16 . UG
Hollow symbols indicate censored values.
Within Limit

Prediction Limit

Intrawell Non-parametric

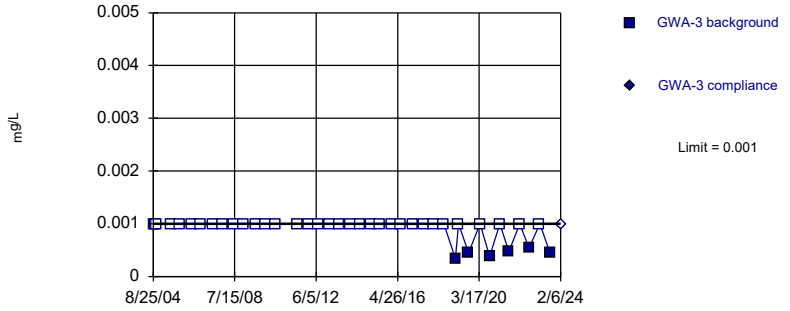

Non-parametric test used in lieu of parametric prediction limit because censored data exceeded 50%. Limit is highest of 40 background values. 85% NDs. Well-constituent pair annual alpha = 0.002316. Individual comparison alpha = 0.001159 (1 of 2).

Constituent: Nickel Analysis Run 3/11/2024 5:28 PM View: Appendix I - Intrawell
Plant McIntosh Client: Southern Company Data: McIntosh LF4 CCR

Sanitas™ v.10.0.16 . UG
Hollow symbols indicate censored values.
Within Limit

Prediction Limit

Intrawell Non-parametric

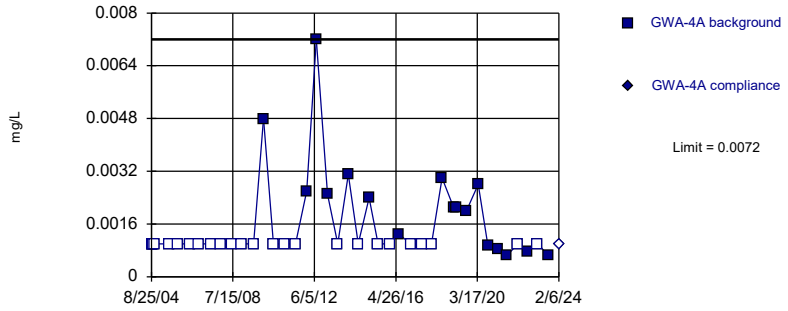

Non-parametric test used in lieu of parametric prediction limit because censored data exceeded 50%. Limit is highest of 42 background values. 59.52% NDs. Well-constituent pair annual alpha = 0.002154. Individual comparison alpha = 0.001077 (1 of 2).

Constituent: Nickel Analysis Run 3/11/2024 5:28 PM View: Appendix I - Intrawell
Plant McIntosh Client: Southern Company Data: McIntosh LF4 CCR

Sanitas™ v.10.0.16 . UG
Hollow symbols indicate censored values.
Within Limit

Prediction Limit

Intrawell Non-parametric

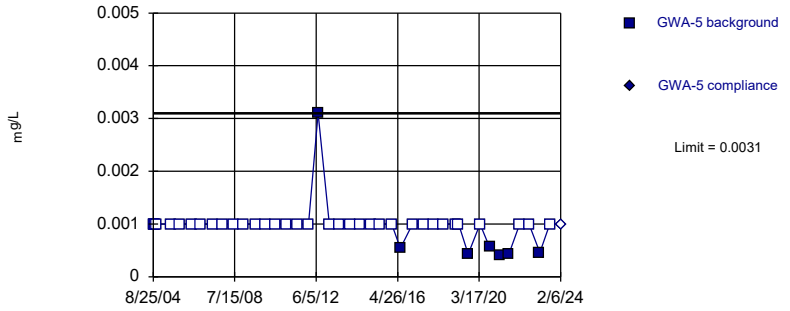

Non-parametric test used in lieu of parametric prediction limit because censored data exceeded 50%. Limit is highest of 42 background values. 83.33% NDs. Well-constituent pair annual alpha = 0.002154. Individual comparison alpha = 0.001077 (1 of 2).

Constituent: Nickel Analysis Run 3/11/2024 5:28 PM View: Appendix I - Intrawell
Plant McIntosh Client: Southern Company Data: McIntosh LF4 CCR

Sanitas™ v.10.0.16 . UG
Hollow symbols indicate censored values.
Within Limit

Prediction Limit

Intrawell Non-parametric

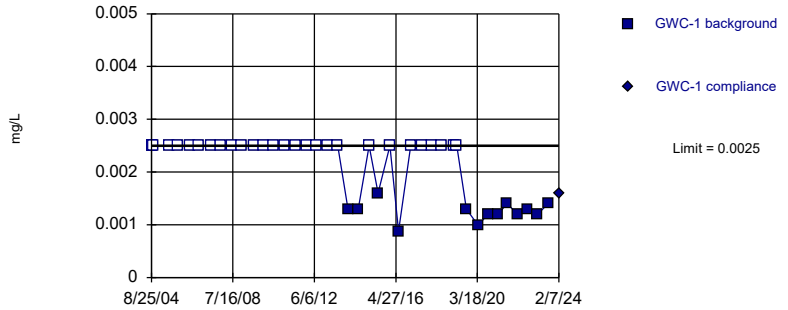

Non-parametric test used in lieu of parametric prediction limit because censored data exceeded 50%. Limit is highest of 41 background values. 68.29% NDs. Well-constituent pair annual alpha = 0.002235. Individual comparison alpha = 0.001118 (1 of 2).

Constituent: Nickel Analysis Run 3/11/2024 5:29 PM View: Appendix I - Intrawell
Plant McIntosh Client: Southern Company Data: McIntosh LF4 CCR

Sanitas™ v.10.0.16 . UG
Hollow symbols indicate censored values.
Within Limit

Prediction Limit

Intrawell Non-parametric

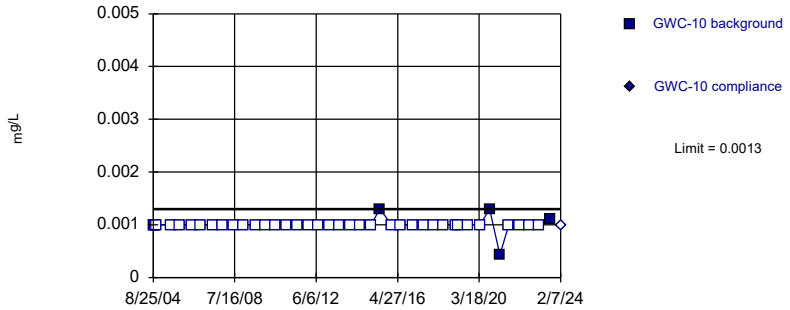

Non-parametric test used in lieu of parametric prediction limit because censored data exceeded 50%. Limit is highest of 42 background values. 90.48% NDs. Well-constituent pair annual alpha = 0.002154. Individual comparison alpha = 0.001077 (1 of 2).

Constituent: Nickel Analysis Run 3/11/2024 5:29 PM View: Appendix I - Intrawell
Plant McIntosh Client: Southern Company Data: McIntosh LF4 CCR

Sanitas™ v.10.0.16 . UG
Hollow symbols indicate censored values.
Within Limit

Prediction Limit

Intrawell Non-parametric

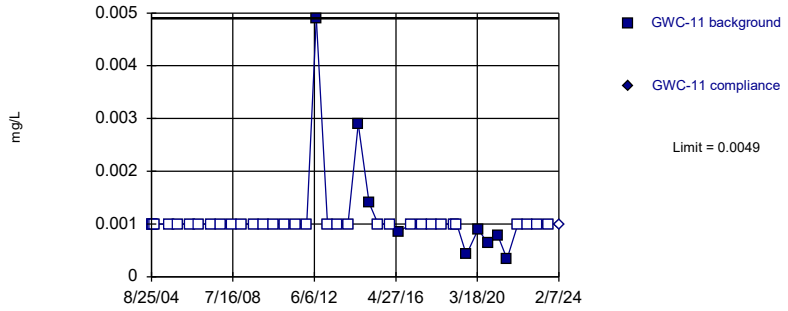

Non-parametric test used in lieu of parametric prediction limit because censored data exceeded 50%. Limit is highest of 42 background values. 78.57% NDs. Well-constituent pair annual alpha = 0.002154. Individual comparison alpha = 0.001077 (1 of 2).

Constituent: Nickel Analysis Run 3/11/2024 5:29 PM View: Appendix I - Intrawell
Plant McIntosh Client: Southern Company Data: McIntosh LF4 CCR

Sanitas™ v.10.0.16 . UG
Hollow symbols indicate censored values.
Within Limit

Prediction Limit

Intrawell Non-parametric

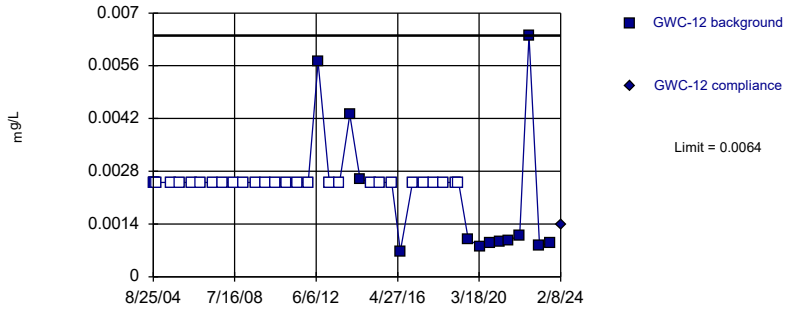

Non-parametric test used in lieu of parametric prediction limit because censored data exceeded 50%. Limit is highest of 42 background values. 69.05% NDs. Well-constituent pair annual alpha = 0.002154. Individual comparison alpha = 0.001077 (1 of 2).

Constituent: Nickel Analysis Run 3/11/2024 5:29 PM View: Appendix I - Intrawell
Plant McIntosh Client: Southern Company Data: McIntosh LF4 CCR

Sanitas™ v.10.0.16 . UG
Hollow symbols indicate censored values.
Within Limit

Prediction Limit

Intrawell Non-parametric

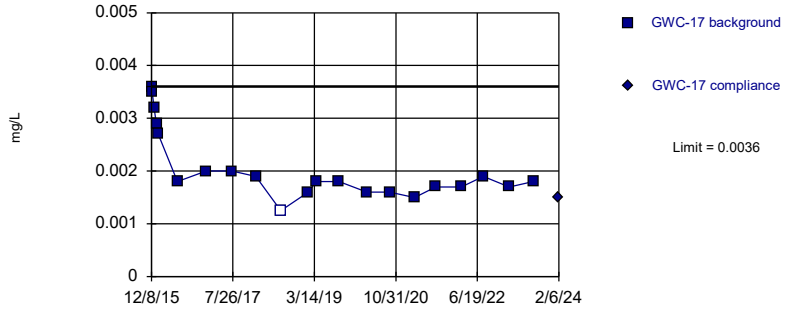

Non-parametric test used in lieu of parametric prediction limit because the Shapiro Wilk normality test showed the data to be non-normal at the 0.01 alpha level. Limit is highest of 21 background values. 4.762% NDs. Well-constituent pair annual alpha = 0.007982. Individual comparison alpha = 0.003999 (1 of 2).

Constituent: Nickel Analysis Run 3/11/2024 5:29 PM View: Appendix I - Intrawell
Plant McIntosh Client: Southern Company Data: McIntosh LF4 CCR

Sanitas™ v.10.0.16 . UG
Hollow symbols indicate censored values.
Within Limit

Prediction Limit

Intrawell Non-parametric

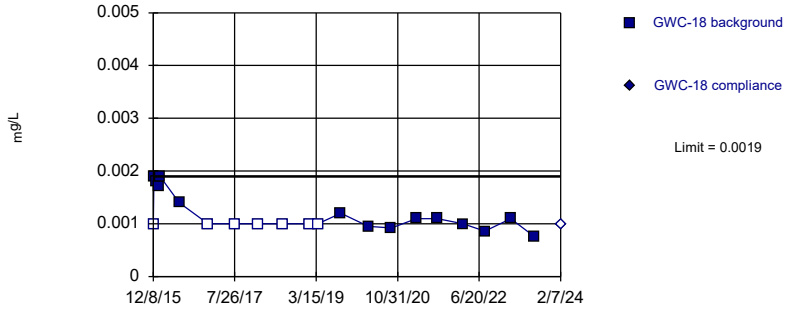

Non-parametric test used in lieu of parametric prediction limit because the Shapiro Wilk normality test showed the data to be non-normal at the 0.01 alpha level. Limit is highest of 21 background values. 33.33% NDs. Well-constituent pair annual alpha = 0.007982. Individual comparison alpha = 0.003999 (1 of 2).

Constituent: Nickel Analysis Run 3/11/2024 5:29 PM View: Appendix I - Intrawell
Plant McIntosh Client: Southern Company Data: McIntosh LF4 CCR

Sanitas™ v.10.0.16 . UG
Hollow symbols indicate censored values.
Within Limit

Prediction Limit

Intrawell Non-parametric

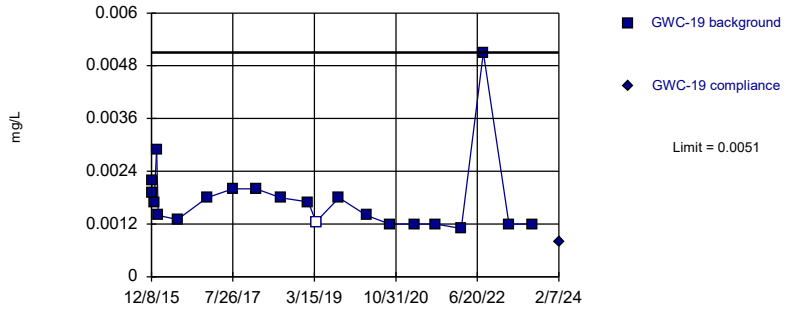

Non-parametric test used in lieu of parametric prediction limit because the Shapiro Wilk normality test showed the data to be non-normal at the 0.01 alpha level. Limit is highest of 21 background values. 4.762% NDs. Well-constituent pair annual alpha = 0.007982. Individual comparison alpha = 0.003999 (1 of 2).

Constituent: Nickel Analysis Run 3/11/2024 5:29 PM View: Appendix I - Intrawell
Plant McIntosh Client: Southern Company Data: McIntosh LF4 CCR

Sanitas™ v.10.0.16 . UG
Hollow symbols indicate censored values.
Within Limit

Prediction Limit

Intrawell Non-parametric

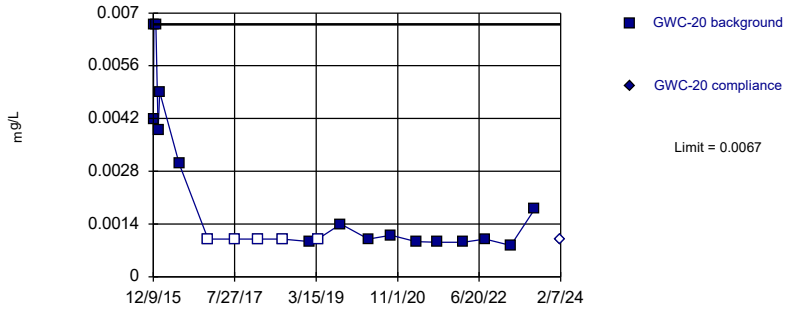

Non-parametric test used in lieu of parametric prediction limit because the Shapiro Wilk normality test showed the data to be non-normal at the 0.01 alpha level. Limit is highest of 21 background values. 23.81% NDs. Well-constituent pair annual alpha = 0.007982. Individual comparison alpha = 0.003999 (1 of 2).

Constituent: Nickel Analysis Run 3/11/2024 5:29 PM View: Appendix I - Intrawell
Plant McIntosh Client: Southern Company Data: McIntosh LF4 CCR

Sanitas™ v.10.0.16 . UG
Hollow symbols indicate censored values.
Within Limit

Prediction Limit

Intrawell Non-parametric

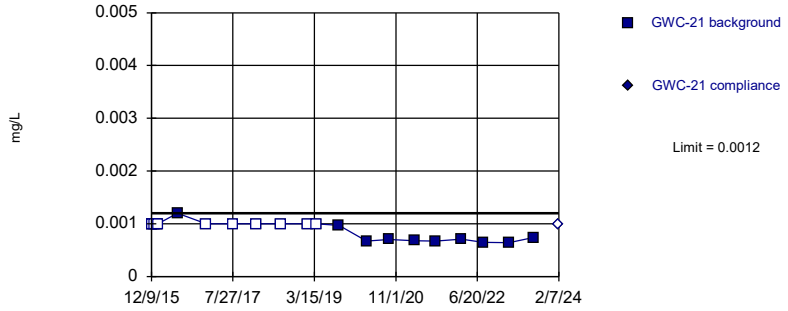

Non-parametric test used in lieu of parametric prediction limit because censored data exceeded 50%. Limit is highest of 21 background values. 52.38% NDs. Well-constituent pair annual alpha = 0.007982. Individual comparison alpha = 0.003999 (1 of 2).

Constituent: Nickel Analysis Run 3/11/2024 5:29 PM View: Appendix I - Intrawell
Plant McIntosh Client: Southern Company Data: McIntosh LF4 CCR

Sanitas™ v.10.0.16 . UG
Hollow symbols indicate censored values.
Within Limit

Prediction Limit

Intrawell Non-parametric

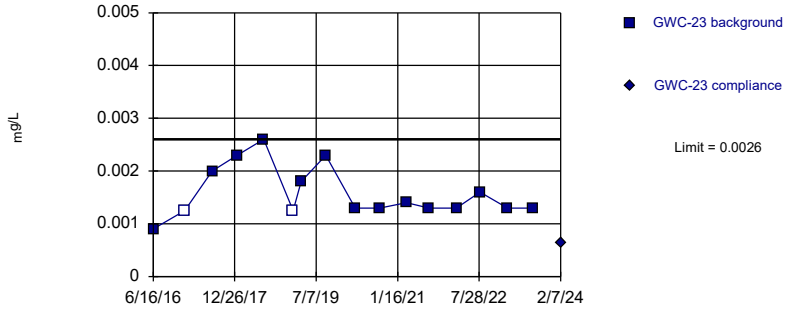

Non-parametric test used in lieu of parametric prediction limit because the Shapiro Wilk normality test showed the data to be non-normal at the 0.05 alpha level. Limit is highest of 16 background values. 12.5% NDs. Well-constituent pair annual alpha = 0.01287. Individual comparison alpha = 0.006456 (1 of 2).

Constituent: Nickel Analysis Run 3/11/2024 5:29 PM View: Appendix I - Intrawell
Plant McIntosh Client: Southern Company Data: McIntosh LF4 CCR

Sanitas™ v.10.0.16 . UG
Hollow symbols indicate censored values.
Within Limit

Prediction Limit

Intrawell Non-parametric

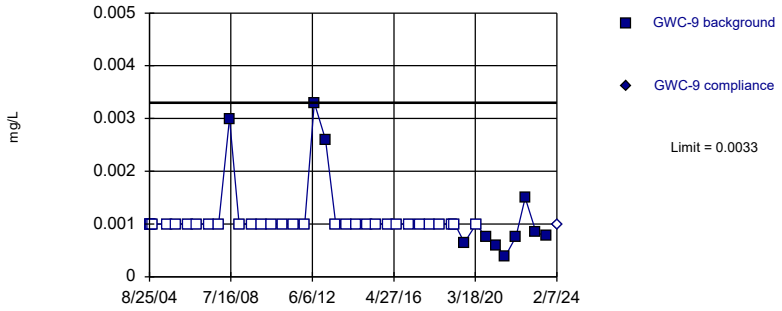

Non-parametric test used in lieu of parametric prediction limit because censored data exceeded 50%. Limit is highest of 42 background values. 73.81% NDs. Well-constituent pair annual alpha = 0.002154. Individual comparison alpha = 0.001077 (1 of 2).

Constituent: Nickel Analysis Run 3/11/2024 5:29 PM View: Appendix I - Intrawell
Plant McIntosh Client: Southern Company Data: McIntosh LF4 CCR

Sanitas™ v.10.0.16 . UG
Hollow symbols indicate censored values.
Within Limit

Prediction Limit

Intrawell Non-parametric

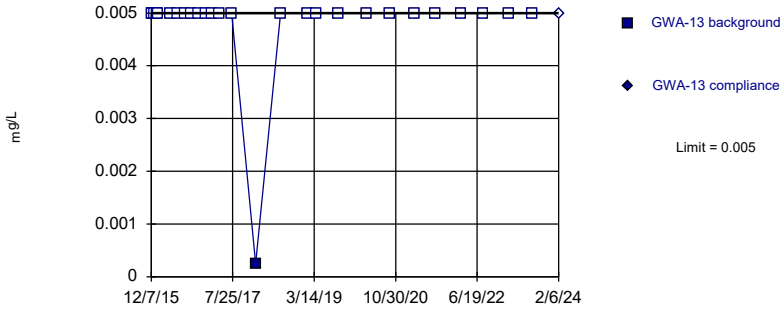

Non-parametric test used in lieu of parametric prediction limit because censored data exceeded 50%. Limit is highest of 27 background values. 96.3% NDs. Well-constituent pair annual alpha = 0.004998. Individual comparison alpha = 0.002502 (1 of 2).

Constituent: Selenium Analysis Run 3/11/2024 5:29 PM View: Appendix I - Intrawell
Plant McIntosh Client: Southern Company Data: McIntosh LF4 CCR

Sanitas™ v.10.0.16 . UG
Hollow symbols indicate censored values.
Within Limit

Prediction Limit

Intrawell Non-parametric

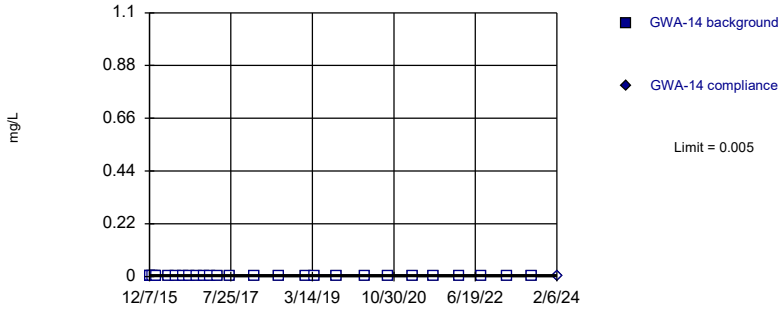

Non-parametric test used in lieu of parametric prediction limit because censored data exceeded 50%. All background values (n = 27) were censored; limit is most recent reporting limit. Well-constituent pair annual alpha = 0.004998. Individual comparison alpha = 0.002502 (1 of 2).

Constituent: Selenium Analysis Run 3/11/2024 5:29 PM View: Appendix I - Intrawell
Plant McIntosh Client: Southern Company Data: McIntosh LF4 CCR

Sanitas™ v.10.0.16 . UG
Hollow symbols indicate censored values.
Within Limit

Prediction Limit

Intrawell Non-parametric

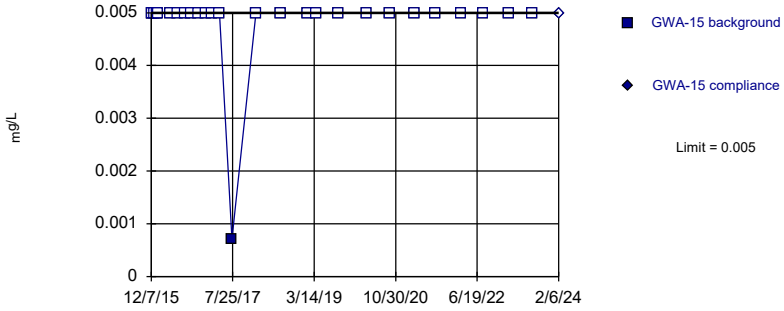

Non-parametric test used in lieu of parametric prediction limit because censored data exceeded 50%. Limit is highest of 27 background values. 96.3% NDs. Well-constituent pair annual alpha = 0.004998. Individual comparison alpha = 0.002502 (1 of 2).

Constituent: Selenium Analysis Run 3/11/2024 5:29 PM View: Appendix I - Intrawell
Plant McIntosh Client: Southern Company Data: McIntosh LF4 CCR

Sanitas™ v.10.0.16 . UG
Hollow symbols indicate censored values.
Within Limit

Prediction Limit

Intrawell Non-parametric

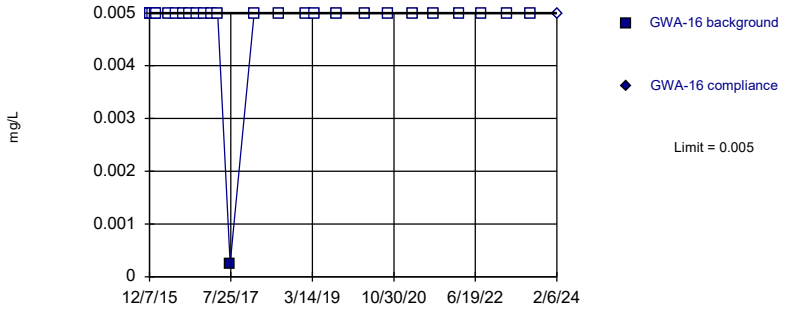

Non-parametric test used in lieu of parametric prediction limit because censored data exceeded 50%. Limit is highest of 27 background values. 96.3% NDs. Well-constituent pair annual alpha = 0.004998. Individual comparison alpha = 0.002502 (1 of 2).

Constituent: Selenium Analysis Run 3/11/2024 5:29 PM View: Appendix I - Intrawell
Plant McIntosh Client: Southern Company Data: McIntosh LF4 CCR

Sanitas™ v.10.0.16 . UG
Hollow symbols indicate censored values.
Within Limit

Prediction Limit

Intrawell Non-parametric

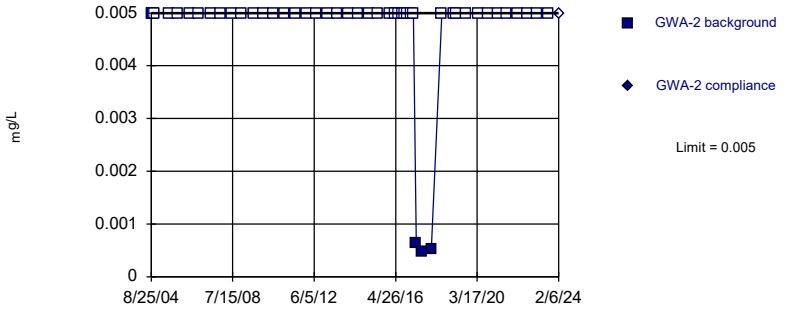

Non-parametric test used in lieu of parametric prediction limit because censored data exceeded 50%. Limit is highest of 48 background values. 93.75% NDs. Well-constituent pair annual alpha = 0.001667. Individual comparison alpha = 0.0008339 (1 of 2).

Constituent: Selenium Analysis Run 3/11/2024 5:29 PM View: Appendix I - Intrawell
Plant McIntosh Client: Southern Company Data: McIntosh LF4 CCR

Sanitas™ v.10.0.16 . UG
Hollow symbols indicate censored values.
Within Limit

Prediction Limit

Intrawell Non-parametric

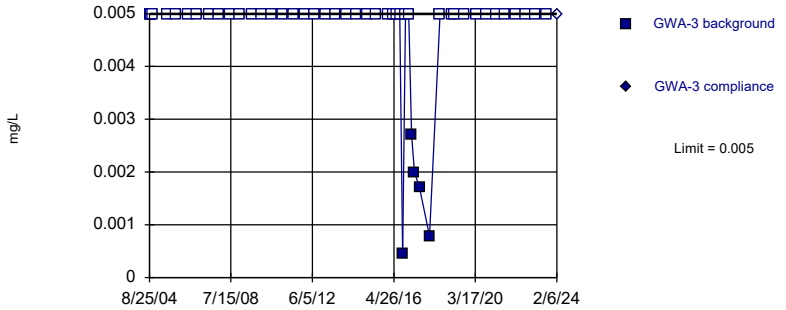

Non-parametric test used in lieu of parametric prediction limit because censored data exceeded 50%. Limit is highest of 48 background values. 89.58% NDs. Well-constituent pair annual alpha = 0.001667. Individual comparison alpha = 0.0008339 (1 of 2).

Constituent: Selenium Analysis Run 3/11/2024 5:29 PM View: Appendix I - Intrawell
Plant McIntosh Client: Southern Company Data: McIntosh LF4 CCR

Sanitas™ v.10.0.16 . UG
Hollow symbols indicate censored values.
Within Limit

Prediction Limit

Intrawell Non-parametric

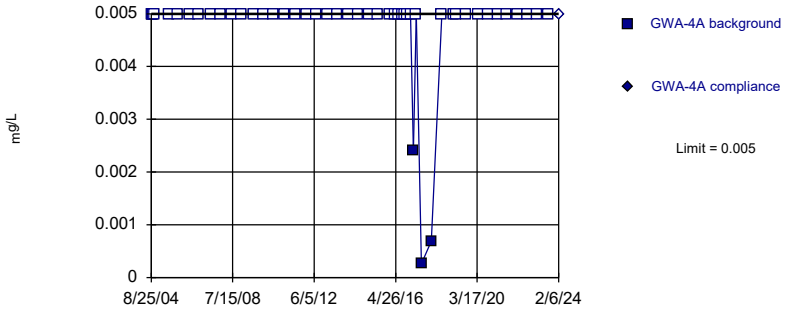

Non-parametric test used in lieu of parametric prediction limit because censored data exceeded 50%. Limit is highest of 48 background values. 93.75% NDs. Well-constituent pair annual alpha = 0.001667. Individual comparison alpha = 0.0008339 (1 of 2).

Constituent: Selenium Analysis Run 3/11/2024 5:29 PM View: Appendix I - Intrawell
Plant McIntosh Client: Southern Company Data: McIntosh LF4 CCR

Sanitas™ v.10.0.16 . UG
Hollow symbols indicate censored values.
Within Limit

Prediction Limit

Intrawell Non-parametric

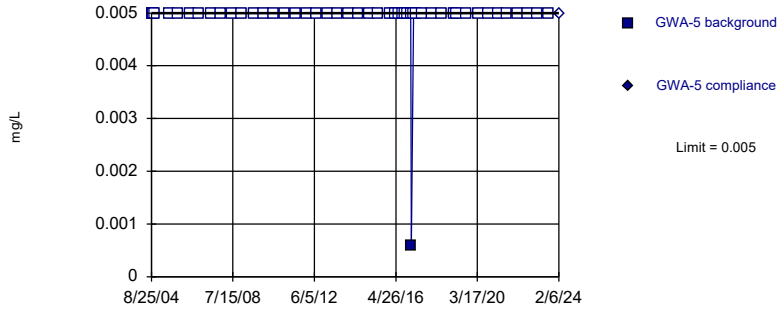

Non-parametric test used in lieu of parametric prediction limit because censored data exceeded 50%. Limit is highest of 49 background values. 97.96% NDs. Well-constituent pair annual alpha = 0.001586. Individual comparison alpha = 0.0007934 (1 of 2).

Constituent: Selenium Analysis Run 3/11/2024 5:29 PM View: Appendix I - Intrawell
Plant McIntosh Client: Southern Company Data: McIntosh LF4 CCR

Sanitas™ v.10.0.16 . UG
Hollow symbols indicate censored values.
Within Limit

Prediction Limit

Intrawell Non-parametric

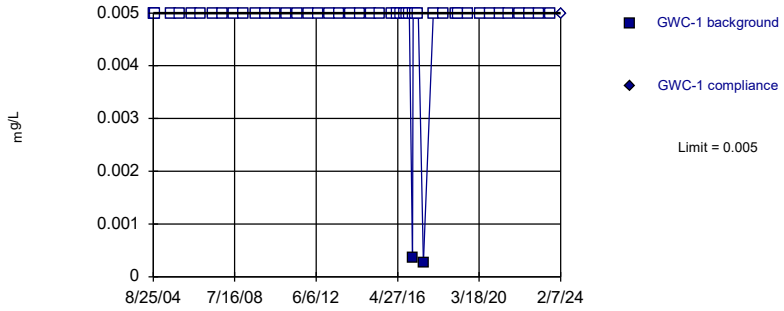

Non-parametric test used in lieu of parametric prediction limit because censored data exceeded 50%. Limit is highest of 48 background values. 95.83% NDs. Well-constituent pair annual alpha = 0.001667. Individual comparison alpha = 0.0008339 (1 of 2).

Constituent: Selenium Analysis Run 3/11/2024 5:29 PM View: Appendix I - Intrawell
Plant McIntosh Client: Southern Company Data: McIntosh LF4 CCR

Sanitas™ v.10.0.16 . UG
Hollow symbols indicate censored values.
Within Limit

Prediction Limit

Intrawell Non-parametric

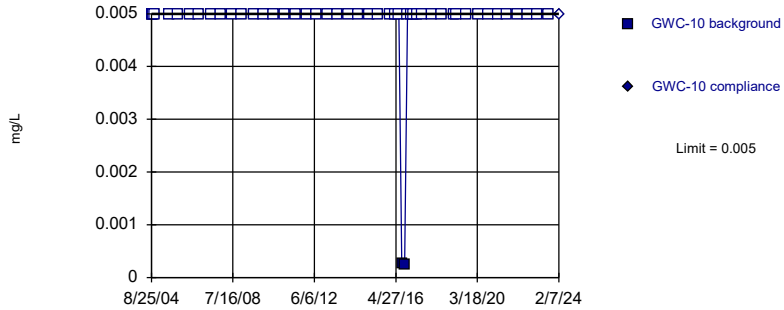

Non-parametric test used in lieu of parametric prediction limit because censored data exceeded 50%. Limit is highest of 48 background values. 95.83% NDs. Well-constituent pair annual alpha = 0.001667. Individual comparison alpha = 0.0008339 (1 of 2).

Constituent: Selenium Analysis Run 3/11/2024 5:29 PM View: Appendix I - Intrawell
Plant McIntosh Client: Southern Company Data: McIntosh LF4 CCR

Sanitas™ v.10.0.16 . UG
Hollow symbols indicate censored values.
Within Limit

Prediction Limit

Intrawell Non-parametric

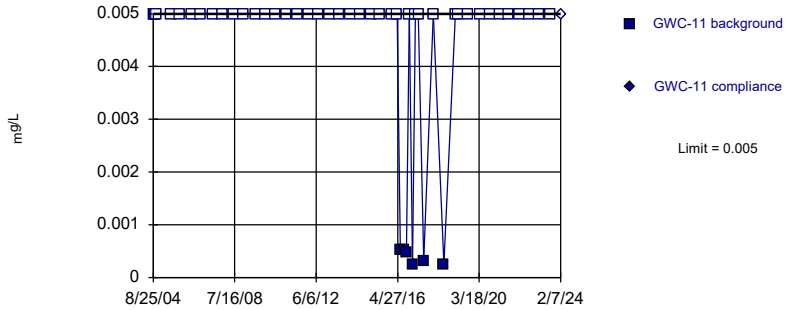

Non-parametric test used in lieu of parametric prediction limit because censored data exceeded 50%. Limit is highest of 48 background values. 87.5% NDs. Well-constituent pair annual alpha = 0.001667. Individual comparison alpha = 0.0008339 (1 of 2).

Constituent: Selenium Analysis Run 3/11/2024 5:29 PM View: Appendix I - Intrawell
Plant McIntosh Client: Southern Company Data: McIntosh LF4 CCR

Sanitas™ v.10.0.16 . UG
Hollow symbols indicate censored values.
Within Limit

Prediction Limit

Intrawell Non-parametric

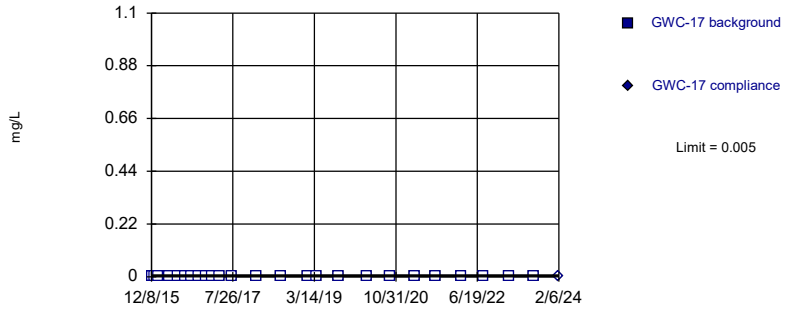

Non-parametric test used in lieu of parametric prediction limit because censored data exceeded 50%. All background values (n = 27) were censored; limit is most recent reporting limit. Well-constituent pair annual alpha = 0.004998. Individual comparison alpha = 0.002502 (1 of 2).

Constituent: Selenium Analysis Run 3/11/2024 5:29 PM View: Appendix I - Intrawell
Plant McIntosh Client: Southern Company Data: McIntosh LF4 CCR

Sanitas™ v.10.0.16 . UG
Hollow symbols indicate censored values.
Within Limit

Prediction Limit

Intrawell Non-parametric

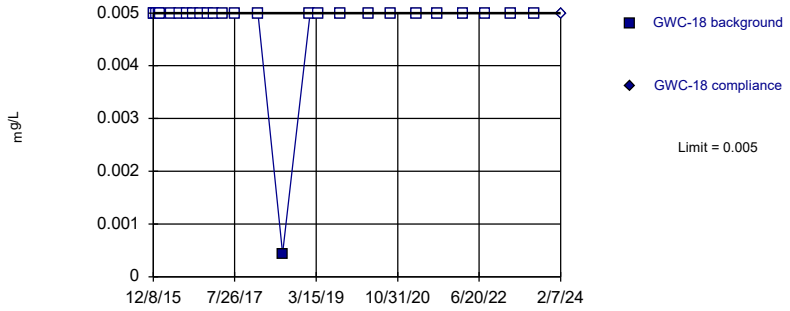

Non-parametric test used in lieu of parametric prediction limit because censored data exceeded 50%. Limit is highest of 27 background values. 96.3% NDs. Well-constituent pair annual alpha = 0.004998. Individual comparison alpha = 0.002502 (1 of 2).

Constituent: Selenium Analysis Run 3/11/2024 5:29 PM View: Appendix I - Intrawell
Plant McIntosh Client: Southern Company Data: McIntosh LF4 CCR

Sanitas™ v.10.0.16 . UG
Hollow symbols indicate censored values.
Within Limit

Prediction Limit

Intrawell Non-parametric

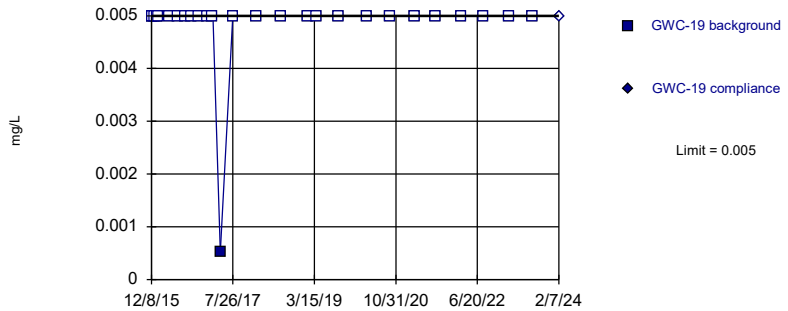

Non-parametric test used in lieu of parametric prediction limit because censored data exceeded 50%. Limit is highest of 27 background values. 96.3% NDs. Well-constituent pair annual alpha = 0.004998. Individual comparison alpha = 0.002502 (1 of 2).

Constituent: Selenium Analysis Run 3/11/2024 5:29 PM View: Appendix I - Intrawell
Plant McIntosh Client: Southern Company Data: McIntosh LF4 CCR

Sanitas™ v.10.0.16 . UG
Hollow symbols indicate censored values.
Within Limit

Prediction Limit

Intrawell Non-parametric

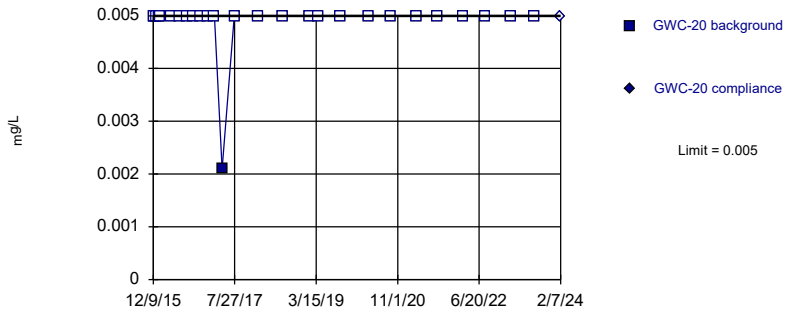

Non-parametric test used in lieu of parametric prediction limit because censored data exceeded 50%. Limit is highest of 27 background values. 96.3% NDs. Well-constituent pair annual alpha = 0.004998. Individual comparison alpha = 0.002502 (1 of 2).

Constituent: Selenium Analysis Run 3/11/2024 5:29 PM View: Appendix I - Intrawell
Plant McIntosh Client: Southern Company Data: McIntosh LF4 CCR

Sanitas™ v.10.0.16 . UG
Hollow symbols indicate censored values.
Within Limit

Prediction Limit

Intrawell Non-parametric

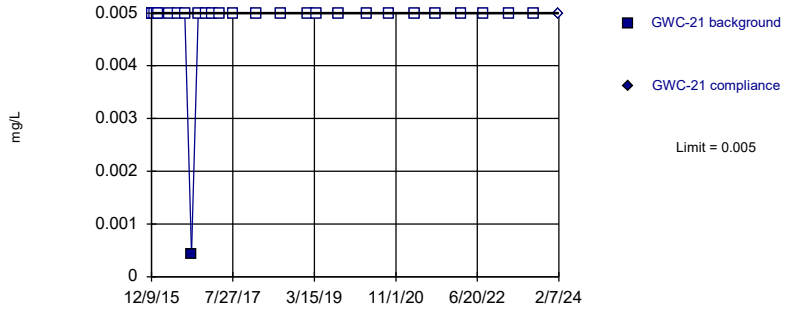

Non-parametric test used in lieu of parametric prediction limit because censored data exceeded 50%. Limit is highest of 27 background values. 96.3% NDs. Well-constituent pair annual alpha = 0.004998. Individual comparison alpha = 0.002502 (1 of 2).

Constituent: Selenium Analysis Run 3/11/2024 5:29 PM View: Appendix I - Intrawell
Plant McIntosh Client: Southern Company Data: McIntosh LF4 CCR

Sanitas™ v.10.0.16 . UG
Hollow symbols indicate censored values.
Within Limit

Prediction Limit

Intrawell Non-parametric

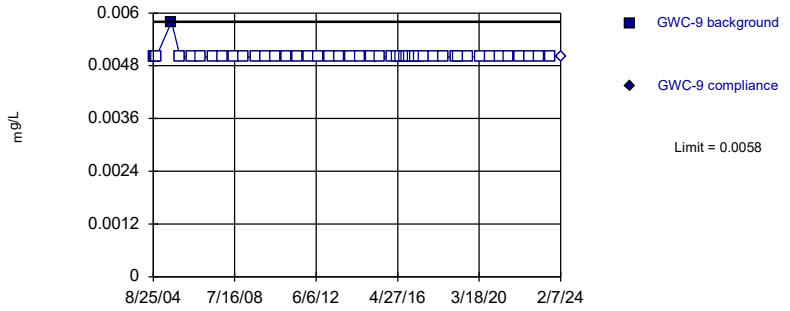

Non-parametric test used in lieu of parametric prediction limit because censored data exceeded 50%. Limit is highest of 48 background values. 97.92% NDs. Well-constituent pair annual alpha = 0.001667. Individual comparison alpha = 0.0008339 (1 of 2).

Constituent: Selenium Analysis Run 3/11/2024 5:29 PM View: Appendix I - Intrawell
Plant McIntosh Client: Southern Company Data: McIntosh LF4 CCR

Sanitas™ v.10.0.16 . UG
Hollow symbols indicate censored values.
Within Limit

Prediction Limit

Intrawell Non-parametric

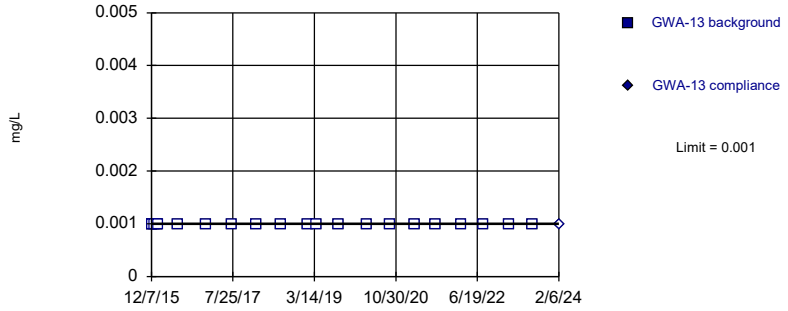

Non-parametric test used in lieu of parametric prediction limit because censored data exceeded 50%. All background values (n = 21) were censored; limit is most recent reporting limit. Well-constituent pair annual alpha = 0.007982. Individual comparison alpha = 0.003999 (1 of 2).

Constituent: Silver Analysis Run 3/11/2024 5:29 PM View: Appendix I - Intrawell
Plant McIntosh Client: Southern Company Data: McIntosh LF4 CCR

Sanitas™ v.10.0.16 . UG
Hollow symbols indicate censored values.
Within Limit

Prediction Limit

Intrawell Non-parametric

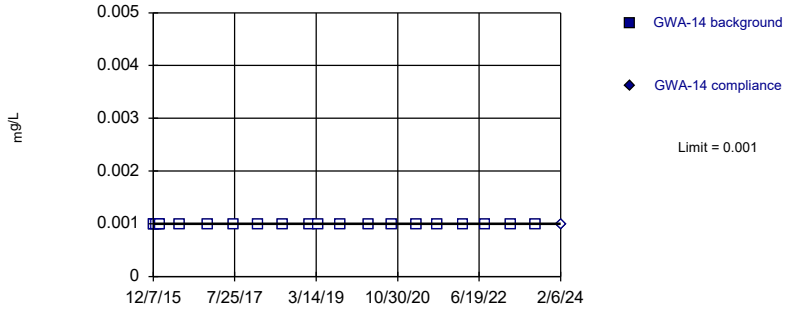

Non-parametric test used in lieu of parametric prediction limit because censored data exceeded 50%. All background values (n = 21) were censored; limit is most recent reporting limit. Well-constituent pair annual alpha = 0.007982. Individual comparison alpha = 0.003999 (1 of 2).

Constituent: Silver Analysis Run 3/11/2024 5:29 PM View: Appendix I - Intrawell
Plant McIntosh Client: Southern Company Data: McIntosh LF4 CCR

Sanitas™ v.10.0.16 . UG
Hollow symbols indicate censored values.
Within Limit

Prediction Limit

Intrawell Non-parametric

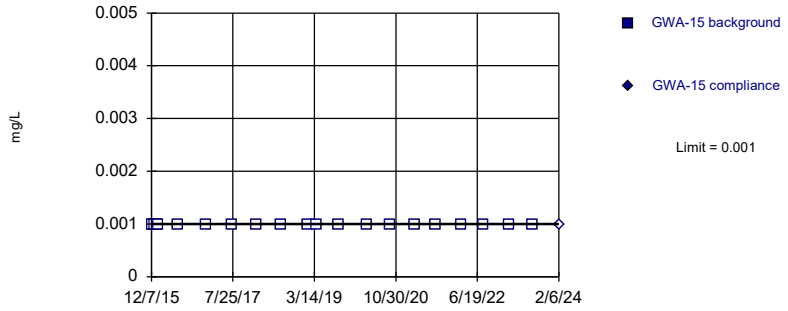

Non-parametric test used in lieu of parametric prediction limit because censored data exceeded 50%. All background values (n = 21) were censored; limit is most recent reporting limit. Well-constituent pair annual alpha = 0.007982. Individual comparison alpha = 0.003999 (1 of 2).

Constituent: Silver Analysis Run 3/11/2024 5:29 PM View: Appendix I - Intrawell
Plant McIntosh Client: Southern Company Data: McIntosh LF4 CCR

Sanitas™ v.10.0.16 . UG
Hollow symbols indicate censored values.
Within Limit

Prediction Limit

Intrawell Non-parametric

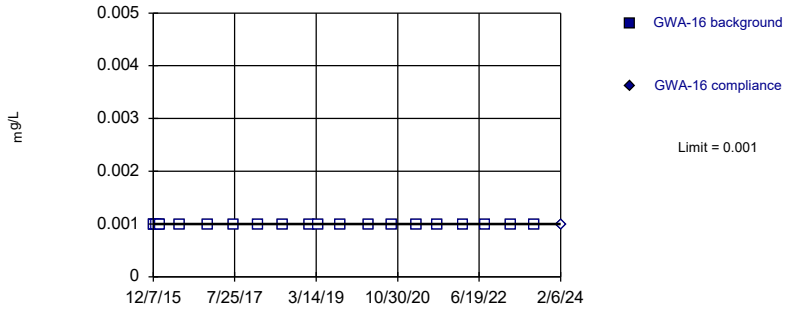

Non-parametric test used in lieu of parametric prediction limit because censored data exceeded 50%. All background values (n = 21) were censored; limit is most recent reporting limit. Well-constituent pair annual alpha = 0.007982. Individual comparison alpha = 0.003999 (1 of 2).

Constituent: Silver Analysis Run 3/11/2024 5:29 PM View: Appendix I - Intrawell
Plant McIntosh Client: Southern Company Data: McIntosh LF4 CCR

Sanitas™ v.10.0.16 . UG
Hollow symbols indicate censored values.
Within Limit

Prediction Limit

Intrawell Non-parametric

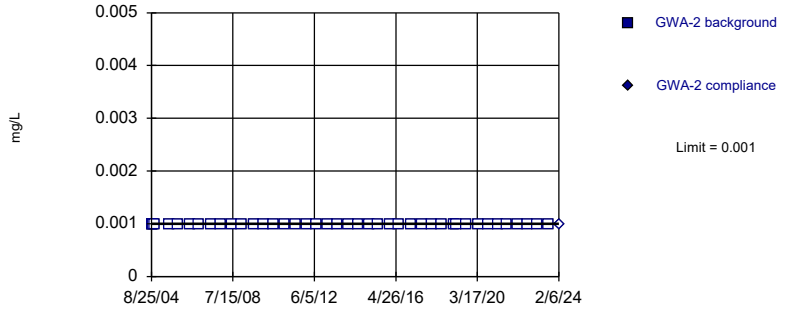

Non-parametric test used in lieu of parametric prediction limit because censored data exceeded 50%. All background values (n = 42) were censored; limit is most recent reporting limit. Well-constituent pair annual alpha = 0.002154. Individual comparison alpha = 0.001077 (1 of 2).

Constituent: Silver Analysis Run 3/11/2024 5:29 PM View: Appendix I - Intrawell
Plant McIntosh Client: Southern Company Data: McIntosh LF4 CCR

Sanitas™ v.10.0.16 . UG
Hollow symbols indicate censored values.
Within Limit

Prediction Limit

Intrawell Non-parametric

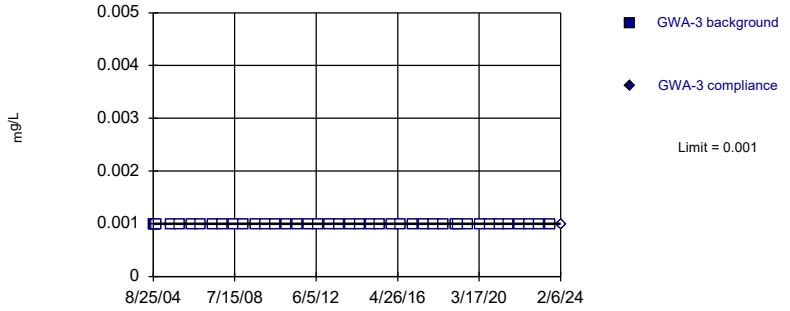

Non-parametric test used in lieu of parametric prediction limit because censored data exceeded 50%. All background values (n = 42) were censored; limit is most recent reporting limit. Well-constituent pair annual alpha = 0.002154. Individual comparison alpha = 0.001077 (1 of 2).

Constituent: Silver Analysis Run 3/11/2024 5:29 PM View: Appendix I - Intrawell
Plant McIntosh Client: Southern Company Data: McIntosh LF4 CCR

Sanitas™ v.10.0.16 . UG
Hollow symbols indicate censored values.
Within Limit

Prediction Limit

Intrawell Non-parametric

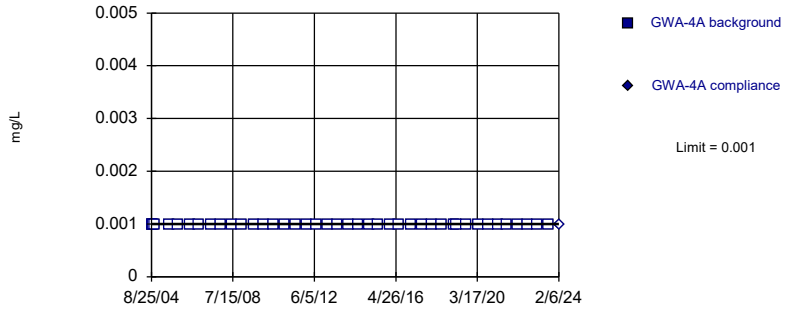

Non-parametric test used in lieu of parametric prediction limit because censored data exceeded 50%. All background values (n = 42) were censored; limit is most recent reporting limit. Well-constituent pair annual alpha = 0.002154. Individual comparison alpha = 0.001077 (1 of 2).

Constituent: Silver Analysis Run 3/11/2024 5:29 PM View: Appendix I - Intrawell
Plant McIntosh Client: Southern Company Data: McIntosh LF4 CCR

Sanitas™ v.10.0.16 . UG
Hollow symbols indicate censored values.
Within Limit

Prediction Limit

Intrawell Non-parametric

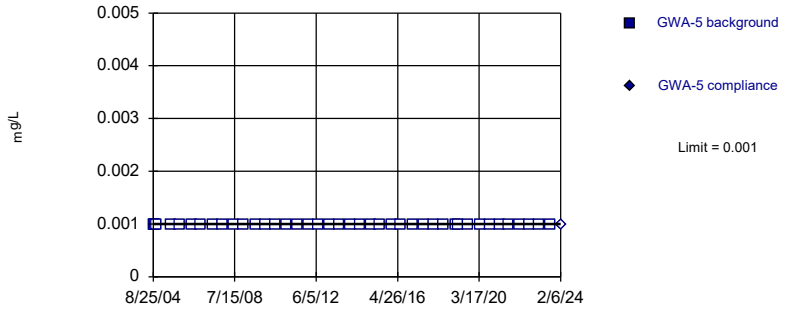

Non-parametric test used in lieu of parametric prediction limit because censored data exceeded 50%. All background values (n = 42) were censored; limit is most recent reporting limit. Well-constituent pair annual alpha = 0.002154. Individual comparison alpha = 0.001077 (1 of 2).

Constituent: Silver Analysis Run 3/11/2024 5:29 PM View: Appendix I - Intrawell
Plant McIntosh Client: Southern Company Data: McIntosh LF4 CCR

Sanitas™ v.10.0.16 . UG
Hollow symbols indicate censored values.
Within Limit

Prediction Limit

Intrawell Non-parametric

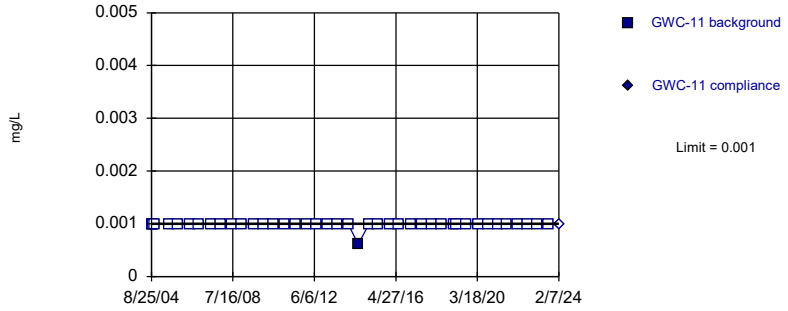

Non-parametric test used in lieu of parametric prediction limit because censored data exceeded 50%. Limit is highest of 42 background values. 97.62% NDs. Well-constituent pair annual alpha = 0.002154. Individual comparison alpha = 0.001077 (1 of 2).

Constituent: Silver Analysis Run 3/11/2024 5:29 PM View: Appendix I - Intrawell
Plant McIntosh Client: Southern Company Data: McIntosh LF4 CCR

Sanitas™ v.10.0.16 . UG
Hollow symbols indicate censored values.
Within Limit

Prediction Limit

Intrawell Non-parametric

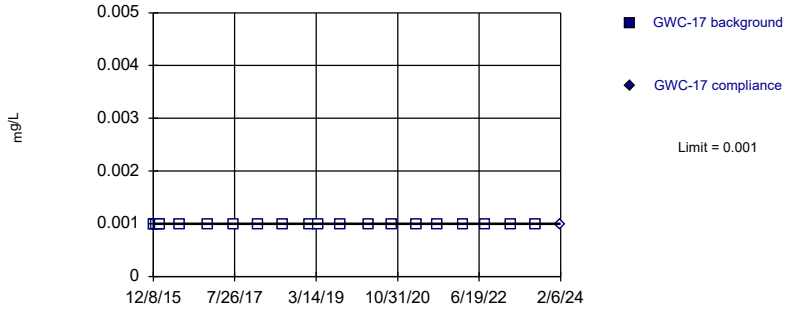

Non-parametric test used in lieu of parametric prediction limit because censored data exceeded 50%. All background values (n = 21) were censored; limit is most recent reporting limit. Well-constituent pair annual alpha = 0.007982. Individual comparison alpha = 0.003999 (1 of 2).

Constituent: Silver Analysis Run 3/11/2024 5:29 PM View: Appendix I - Intrawell
Plant McIntosh Client: Southern Company Data: McIntosh LF4 CCR

Sanitas™ v.10.0.16 . UG
Hollow symbols indicate censored values.
Within Limit

Prediction Limit

Intrawell Non-parametric

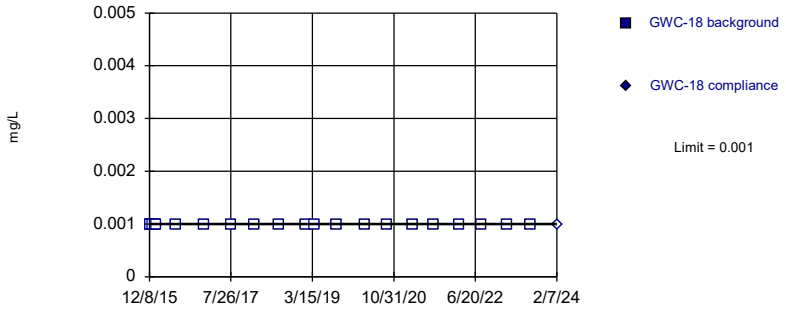

Non-parametric test used in lieu of parametric prediction limit because censored data exceeded 50%. All background values (n = 21) were censored; limit is most recent reporting limit. Well-constituent pair annual alpha = 0.007982. Individual comparison alpha = 0.003999 (1 of 2).

Constituent: Silver Analysis Run 3/11/2024 5:29 PM View: Appendix I - Intrawell
Plant McIntosh Client: Southern Company Data: McIntosh LF4 CCR

Sanitas™ v.10.0.16 . UG
Hollow symbols indicate censored values.
Within Limit

Prediction Limit

Intrawell Non-parametric

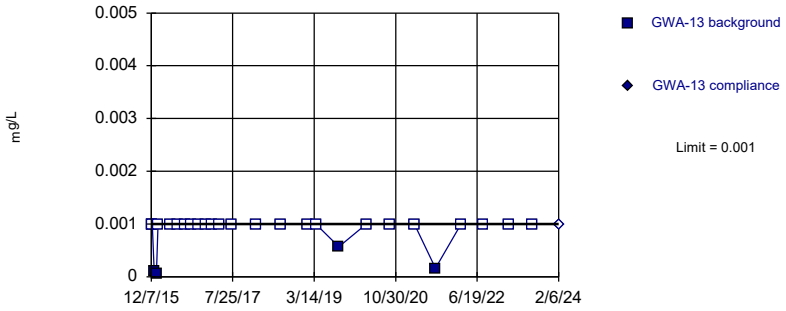

Non-parametric test used in lieu of parametric prediction limit because censored data exceeded 50%. Limit is highest of 27 background values. 85.19% NDs. Well-constituent pair annual alpha = 0.004998. Individual comparison alpha = 0.002502 (1 of 2).

Constituent: Thallium Analysis Run 3/11/2024 5:29 PM View: Appendix I - Intrawell
Plant McIntosh Client: Southern Company Data: McIntosh LF4 CCR

Sanitas™ v.10.0.16 . UG
Hollow symbols indicate censored values.
Within Limit

Prediction Limit

Intrawell Non-parametric

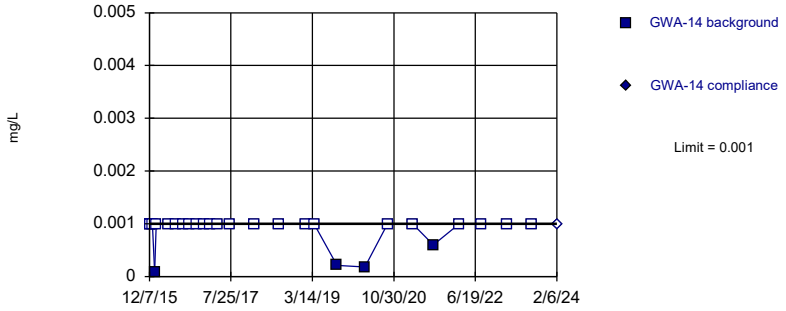

Non-parametric test used in lieu of parametric prediction limit because censored data exceeded 50%. Limit is highest of 27 background values. 85.19% NDs. Well-constituent pair annual alpha = 0.004998. Individual comparison alpha = 0.002502 (1 of 2).

Constituent: Thallium Analysis Run 3/11/2024 5:29 PM View: Appendix I - Intrawell
Plant McIntosh Client: Southern Company Data: McIntosh LF4 CCR

Sanitas™ v.10.0.16 . UG
Hollow symbols indicate censored values.
Within Limit

Prediction Limit

Intrawell Non-parametric

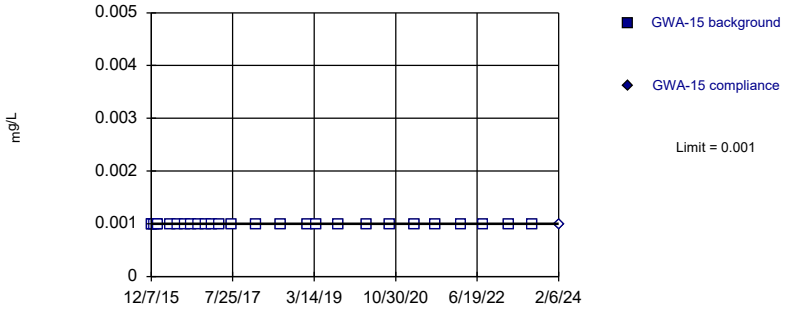

Non-parametric test used in lieu of parametric prediction limit because censored data exceeded 50%. All background values (n = 27) were censored; limit is most recent reporting limit. Well-constituent pair annual alpha = 0.004998. Individual comparison alpha = 0.002502 (1 of 2).

Constituent: Thallium Analysis Run 3/11/2024 5:29 PM View: Appendix I - Intrawell
Plant McIntosh Client: Southern Company Data: McIntosh LF4 CCR

Sanitas™ v.10.0.16 . UG
Hollow symbols indicate censored values.
Within Limit

Prediction Limit

Intrawell Non-parametric

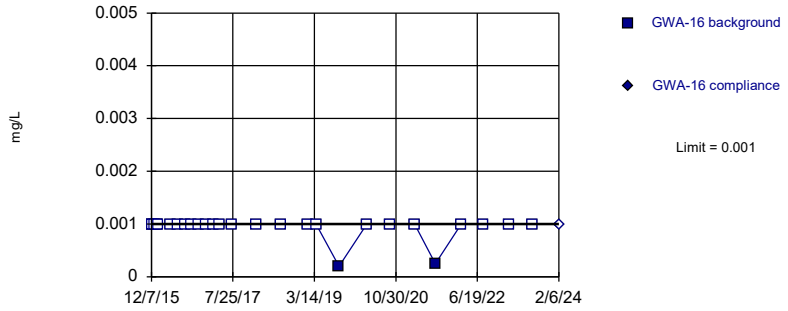

Non-parametric test used in lieu of parametric prediction limit because censored data exceeded 50%. Limit is highest of 27 background values. 92.59% NDs. Well-constituent pair annual alpha = 0.004998. Individual comparison alpha = 0.002502 (1 of 2).

Constituent: Thallium Analysis Run 3/11/2024 5:29 PM View: Appendix I - Intrawell
Plant McIntosh Client: Southern Company Data: McIntosh LF4 CCR

Sanitas™ v.10.0.16 . UG
Hollow symbols indicate censored values.
Within Limit

Prediction Limit

Intrawell Non-parametric

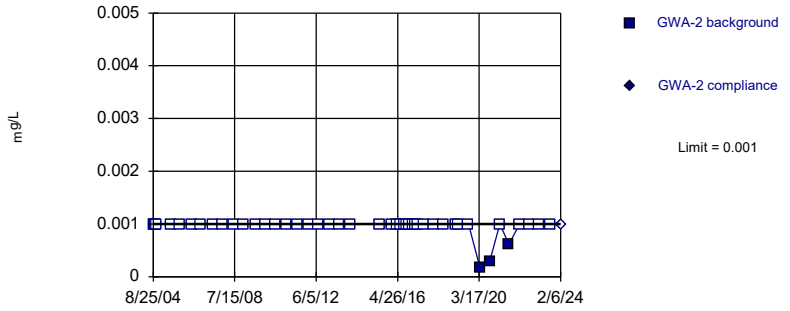

Non-parametric test used in lieu of parametric prediction limit because censored data exceeded 50%. Limit is highest of 46 background values. 93.48% NDs. Well-constituent pair annual alpha = 0.001829. Individual comparison alpha = 0.0009151 (1 of 2).

Constituent: Thallium Analysis Run 3/11/2024 5:29 PM View: Appendix I - Intrawell
Plant McIntosh Client: Southern Company Data: McIntosh LF4 CCR

Sanitas™ v.10.0.16 . UG
Hollow symbols indicate censored values.
Within Limit

Prediction Limit

Intrawell Non-parametric

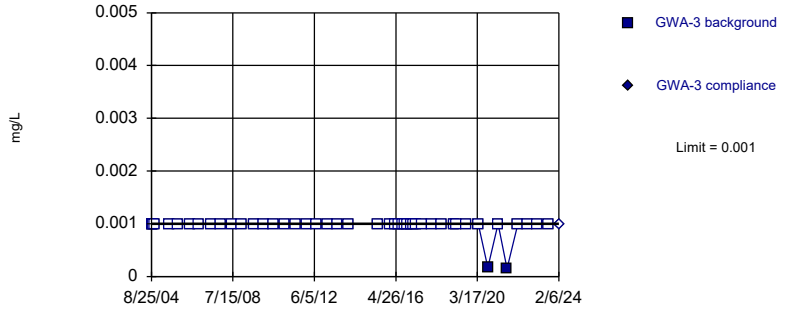

Non-parametric test used in lieu of parametric prediction limit because censored data exceeded 50%. Limit is highest of 46 background values. 95.65% NDs. Well-constituent pair annual alpha = 0.001829. Individual comparison alpha = 0.0009151 (1 of 2).

Constituent: Thallium Analysis Run 3/11/2024 5:29 PM View: Appendix I - Intrawell
Plant McIntosh Client: Southern Company Data: McIntosh LF4 CCR

Sanitas™ v.10.0.16 . UG
Hollow symbols indicate censored values.
Within Limit

Prediction Limit

Intrawell Non-parametric

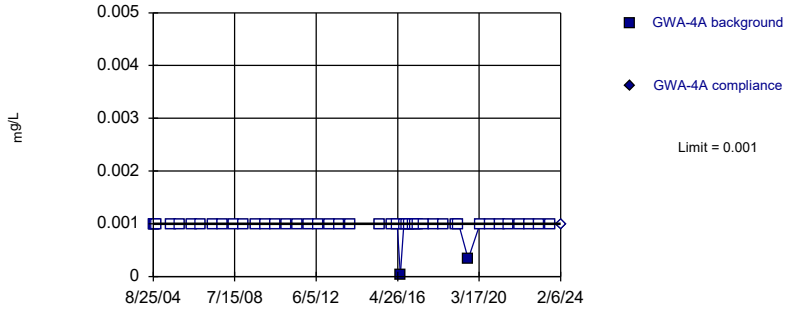

Non-parametric test used in lieu of parametric prediction limit because censored data exceeded 50%. Limit is highest of 46 background values. 95.65% NDs. Well-constituent pair annual alpha = 0.001829. Individual comparison alpha = 0.0009151 (1 of 2).

Constituent: Thallium Analysis Run 3/11/2024 5:29 PM View: Appendix I - Intrawell
Plant McIntosh Client: Southern Company Data: McIntosh LF4 CCR

Sanitas™ v.10.0.16 . UG
Hollow symbols indicate censored values.
Within Limit

Prediction Limit

Intrawell Non-parametric

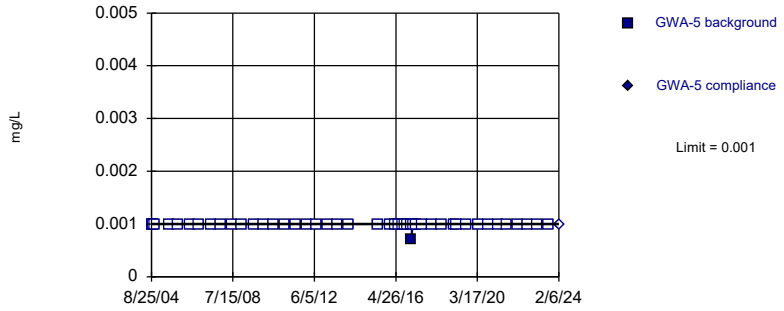

Non-parametric test used in lieu of parametric prediction limit because censored data exceeded 50%. Limit is highest of 48 background values. 97.92% NDs. Well-constituent pair annual alpha = 0.001667. Individual comparison alpha = 0.0008339 (1 of 2).

Constituent: Thallium Analysis Run 3/11/2024 5:29 PM View: Appendix I - Intrawell
Plant McIntosh Client: Southern Company Data: McIntosh LF4 CCR

Sanitas™ v.10.0.16 . UG
Hollow symbols indicate censored values.
Within Limit

Prediction Limit

Intrawell Non-parametric

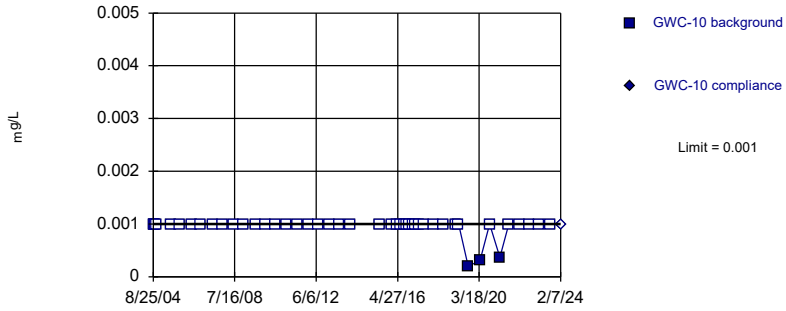

Non-parametric test used in lieu of parametric prediction limit because censored data exceeded 50%. Limit is highest of 46 background values. 93.48% NDs. Well-constituent pair annual alpha = 0.001829. Individual comparison alpha = 0.0009151 (1 of 2).

Constituent: Thallium Analysis Run 3/11/2024 5:29 PM View: Appendix I - Intrawell
Plant McIntosh Client: Southern Company Data: McIntosh LF4 CCR

Sanitas™ v.10.0.16 . UG
Hollow symbols indicate censored values.
Within Limit

Prediction Limit

Intrawell Non-parametric

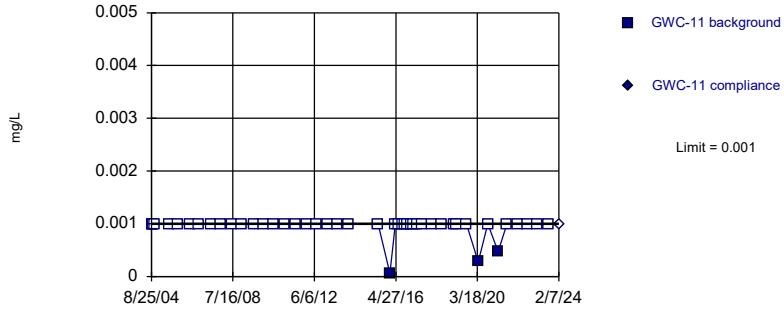

Non-parametric test used in lieu of parametric prediction limit because censored data exceeded 50%. Limit is highest of 46 background values. 93.48% NDs. Well-constituent pair annual alpha = 0.001829. Individual comparison alpha = 0.0009151 (1 of 2).

Constituent: Thallium Analysis Run 3/11/2024 5:29 PM View: Appendix I - Intrawell
Plant McIntosh Client: Southern Company Data: McIntosh LF4 CCR

Sanitas™ v.10.0.16 . UG
Hollow symbols indicate censored values.
Within Limit

Prediction Limit

Intrawell Non-parametric

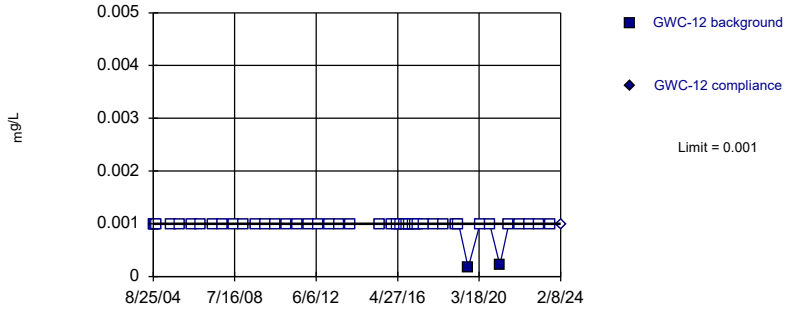

Non-parametric test used in lieu of parametric prediction limit because censored data exceeded 50%. Limit is highest of 46 background values. 95.65% NDs. Well-constituent pair annual alpha = 0.001829. Individual comparison alpha = 0.0009151 (1 of 2).

Constituent: Thallium Analysis Run 3/11/2024 5:29 PM View: Appendix I - Intrawell
Plant McIntosh Client: Southern Company Data: McIntosh LF4 CCR

Sanitas™ v.10.0.16 . UG
Hollow symbols indicate censored values.
Within Limit

Prediction Limit

Intrawell Non-parametric

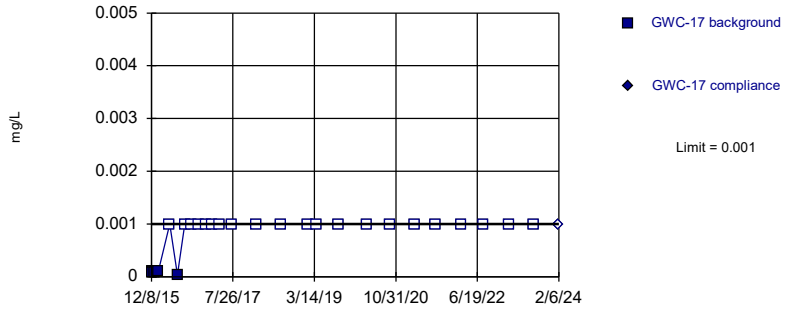

Non-parametric test used in lieu of parametric prediction limit because censored data exceeded 50%. Limit is highest of 27 background values. 77.78% NDs. Well-constituent pair annual alpha = 0.004998. Individual comparison alpha = 0.002502 (1 of 2).

Constituent: Thallium Analysis Run 3/11/2024 5:29 PM View: Appendix I - Intrawell
Plant McIntosh Client: Southern Company Data: McIntosh LF4 CCR

Sanitas™ v.10.0.16 . UG
Hollow symbols indicate censored values.
Within Limit

Prediction Limit

Intrawell Non-parametric

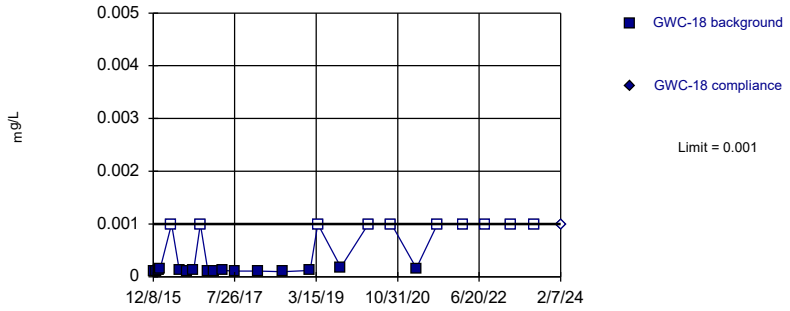

Non-parametric test used in lieu of parametric prediction limit because the Shapiro Wilk normality test showed the data to be non-normal at the 0.01 alpha level. Limit is highest of 27 background values. 37.04% NDs. Well-constituent pair annual alpha = 0.004998. Individual comparison alpha = 0.002502 (1 of 2).

Constituent: Thallium Analysis Run 3/11/2024 5:29 PM View: Appendix I - Intrawell
Plant McIntosh Client: Southern Company Data: McIntosh LF4 CCR

Sanitas™ v.10.0.16 . UG
Hollow symbols indicate censored values.
Within Limit

Prediction Limit

Intrawell Non-parametric

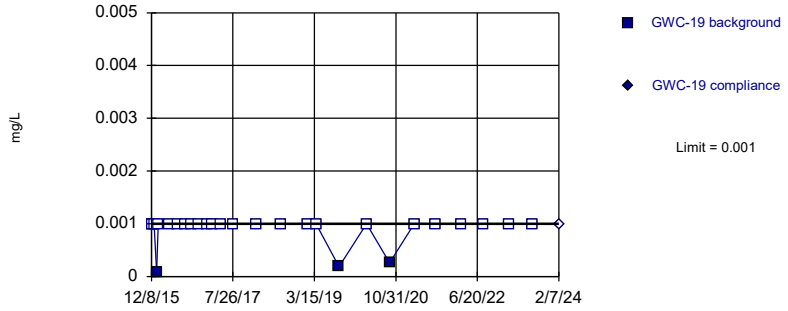

Non-parametric test used in lieu of parametric prediction limit because censored data exceeded 50%. Limit is highest of 27 background values. 88.89% NDs. Well-constituent pair annual alpha = 0.004998. Individual comparison alpha = 0.002502 (1 of 2).

Constituent: Thallium Analysis Run 3/11/2024 5:29 PM View: Appendix I - Intrawell
Plant McIntosh Client: Southern Company Data: McIntosh LF4 CCR

Sanitas™ v.10.0.16 . UG
Hollow symbols indicate censored values.
Within Limit

Prediction Limit

Intrawell Non-parametric

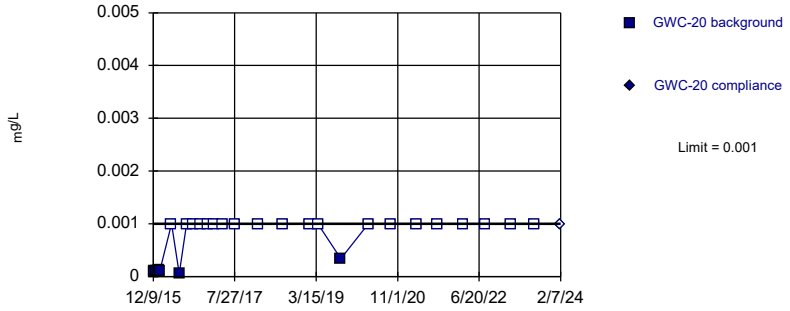

Non-parametric test used in lieu of parametric prediction limit because censored data exceeded 50%. Limit is highest of 27 background values. 74.07% NDs. Well-constituent pair annual alpha = 0.004998. Individual comparison alpha = 0.002502 (1 of 2).

Constituent: Thallium Analysis Run 3/11/2024 5:29 PM View: Appendix I - Intrawell
Plant McIntosh Client: Southern Company Data: McIntosh LF4 CCR

Sanitas™ v.10.0.16 . UG
Hollow symbols indicate censored values.
Within Limit

Prediction Limit

Intrawell Non-parametric

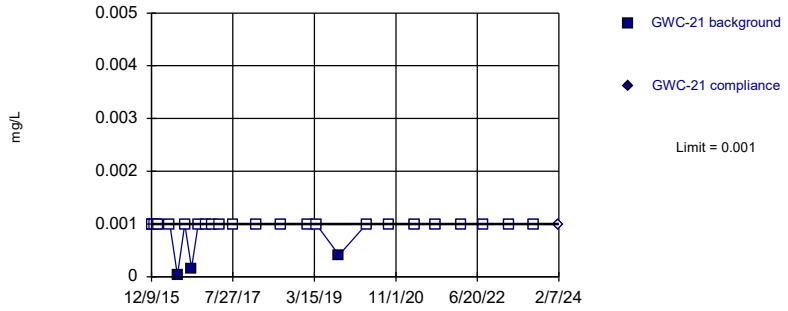

Non-parametric test used in lieu of parametric prediction limit because censored data exceeded 50%. Limit is highest of 27 background values. 88.89% NDs. Well-constituent pair annual alpha = 0.004998. Individual comparison alpha = 0.002502 (1 of 2).

Constituent: Thallium Analysis Run 3/11/2024 5:30 PM View: Appendix I - Intrawell
Plant McIntosh Client: Southern Company Data: McIntosh LF4 CCR

Sanitas™ v.10.0.16 . UG
Hollow symbols indicate censored values.
Within Limit

Prediction Limit

Intrawell Non-parametric

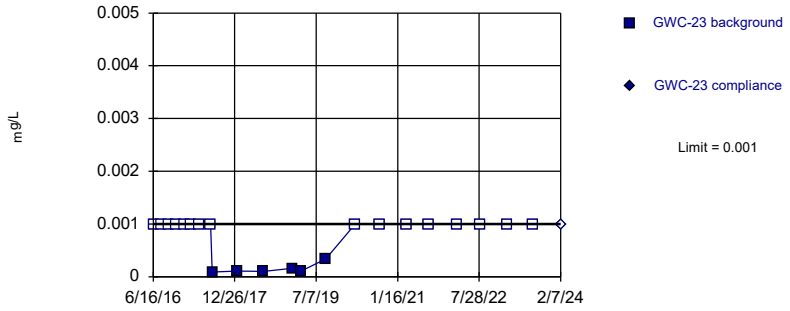

Non-parametric test used in lieu of parametric prediction limit because censored data exceeded 50%. Limit is highest of 22 background values. 72.73% NDs. Well-constituent pair annual alpha = 0.007401. Individual comparison alpha = 0.003707 (1 of 2).

Constituent: Thallium Analysis Run 3/11/2024 5:30 PM View: Appendix I - Intrawell
Plant McIntosh Client: Southern Company Data: McIntosh LF4 CCR

Sanitas™ v.10.0.16 . UG
Hollow symbols indicate censored values.
Within Limit

Prediction Limit

Intrawell Non-parametric

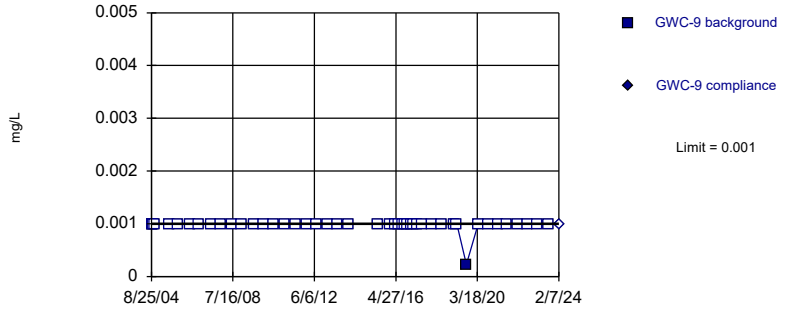

Non-parametric test used in lieu of parametric prediction limit because censored data exceeded 50%. Limit is highest of 46 background values. 97.83% NDs. Well-constituent pair annual alpha = 0.001829. Individual comparison alpha = 0.0009151 (1 of 2).

Constituent: Thallium Analysis Run 3/11/2024 5:30 PM View: Appendix I - Intrawell
Plant McIntosh Client: Southern Company Data: McIntosh LF4 CCR

Sanitas™ v.10.0.16 . UG
Hollow symbols indicate censored values.
Within Limit

Prediction Limit

Intrawell Non-parametric

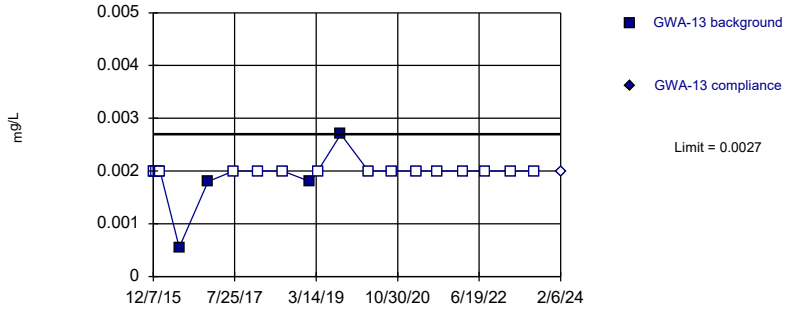

Non-parametric test used in lieu of parametric prediction limit because censored data exceeded 50%. Limit is highest of 21 background values. 80.95% NDs. Well-constituent pair annual alpha = 0.007982. Individual comparison alpha = 0.003999 (1 of 2).

Constituent: Vanadium Analysis Run 3/11/2024 5:30 PM View: Appendix I - Intrawell
Plant McIntosh Client: Southern Company Data: McIntosh LF4 CCR

Sanitas™ v.10.0.16 . UG
Hollow symbols indicate censored values.
Within Limit

Prediction Limit

Intrawell Non-parametric

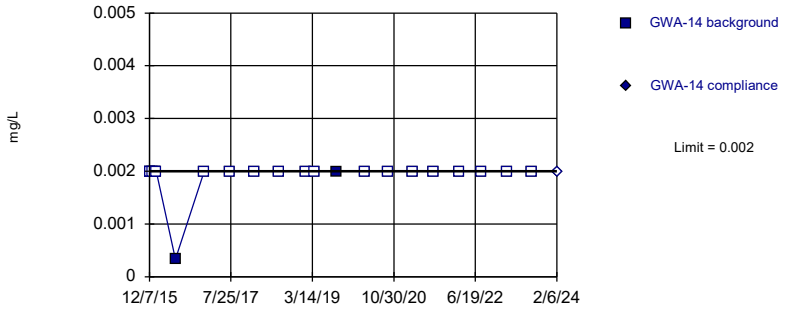

Non-parametric test used in lieu of parametric prediction limit because censored data exceeded 50%. Limit is highest of 21 background values. 90.48% NDs. Well-constituent pair annual alpha = 0.007982. Individual comparison alpha = 0.003999 (1 of 2).

Constituent: Vanadium Analysis Run 3/11/2024 5:30 PM View: Appendix I - Intrawell
Plant McIntosh Client: Southern Company Data: McIntosh LF4 CCR

Sanitas™ v.10.0.16 . UG
Hollow symbols indicate censored values.
Within Limit

Prediction Limit

Intrawell Non-parametric

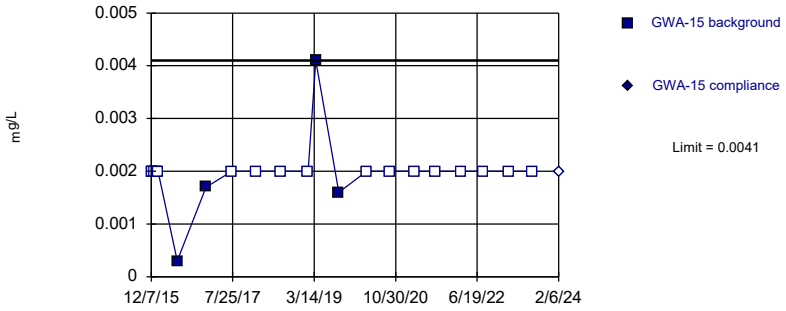

Non-parametric test used in lieu of parametric prediction limit because censored data exceeded 50%. Limit is highest of 21 background values. 80.95% NDs. Well-constituent pair annual alpha = 0.007982. Individual comparison alpha = 0.003999 (1 of 2).

Constituent: Vanadium Analysis Run 3/11/2024 5:30 PM View: Appendix I - Intrawell
Plant McIntosh Client: Southern Company Data: McIntosh LF4 CCR

Sanitas™ v.10.0.16 . UG
Hollow symbols indicate censored values.
Within Limit

Prediction Limit

Intrawell Non-parametric

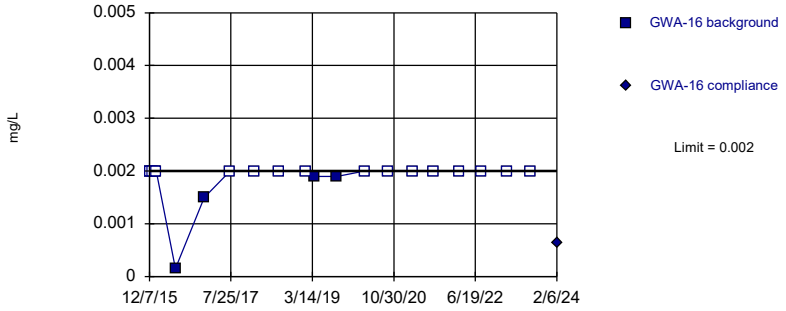

Non-parametric test used in lieu of parametric prediction limit because censored data exceeded 50%. Limit is highest of 21 background values. 80.95% NDs. Well-constituent pair annual alpha = 0.007982. Individual comparison alpha = 0.003999 (1 of 2).

Constituent: Vanadium Analysis Run 3/11/2024 5:30 PM View: Appendix I - Intrawell
Plant McIntosh Client: Southern Company Data: McIntosh LF4 CCR

Sanitas™ v.10.0.16 . UG
Hollow symbols indicate censored values.
Within Limit

Prediction Limit

Intrawell Non-parametric

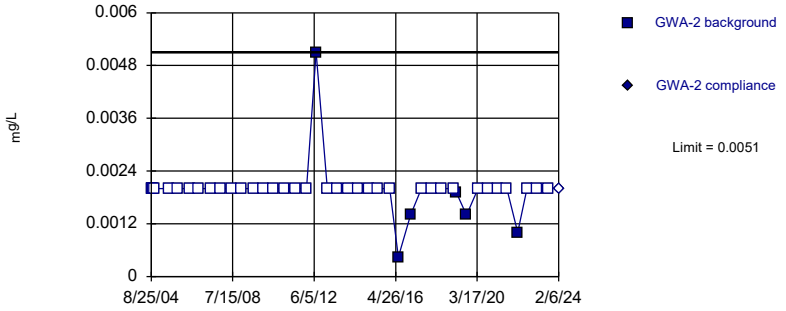

Non-parametric test used in lieu of parametric prediction limit because censored data exceeded 50%. Limit is highest of 42 background values. 85.71% NDs. Well-constituent pair annual alpha = 0.002154. Individual comparison alpha = 0.001077 (1 of 2).

Constituent: Vanadium Analysis Run 3/11/2024 5:30 PM View: Appendix I - Intrawell
Plant McIntosh Client: Southern Company Data: McIntosh LF4 CCR

Sanitas™ v.10.0.16 . UG
Hollow symbols indicate censored values.
Within Limit

Prediction Limit

Intrawell Non-parametric

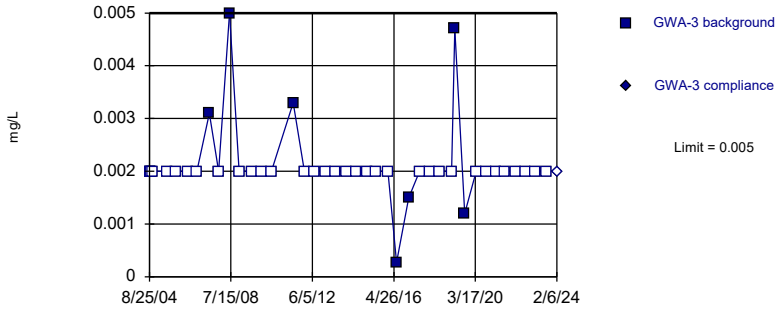

Non-parametric test used in lieu of parametric prediction limit because censored data exceeded 50%. Limit is highest of 41 background values. 82.93% NDs. Well-constituent pair annual alpha = 0.002235. Individual comparison alpha = 0.001118 (1 of 2).

Constituent: Vanadium Analysis Run 3/11/2024 5:30 PM View: Appendix I - Intrawell
Plant McIntosh Client: Southern Company Data: McIntosh LF4 CCR

Sanitas™ v.10.0.16 . UG
Hollow symbols indicate censored values.
Within Limit

Prediction Limit

Intrawell Non-parametric

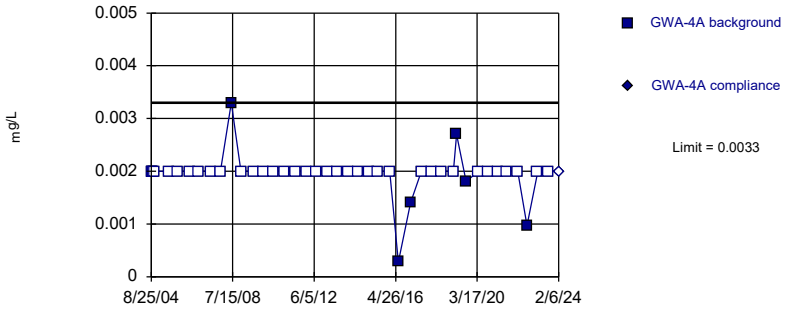

Non-parametric test used in lieu of parametric prediction limit because censored data exceeded 50%. Limit is highest of 42 background values. 85.71% NDs. Well-constituent pair annual alpha = 0.002154. Individual comparison alpha = 0.001077 (1 of 2).

Constituent: Vanadium Analysis Run 3/11/2024 5:30 PM View: Appendix I - Intrawell
Plant McIntosh Client: Southern Company Data: McIntosh LF4 CCR

Sanitas™ v.10.0.16 . UG
Hollow symbols indicate censored values.
Within Limit

Prediction Limit

Intrawell Non-parametric

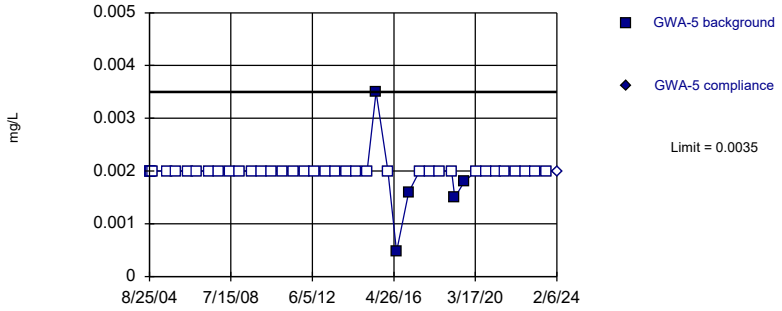

Non-parametric test used in lieu of parametric prediction limit because censored data exceeded 50%. Limit is highest of 42 background values. 88.1% NDs. Well-constituent pair annual alpha = 0.002154. Individual comparison alpha = 0.001077 (1 of 2).

Constituent: Vanadium Analysis Run 3/11/2024 5:30 PM View: Appendix I - Intrawell
Plant McIntosh Client: Southern Company Data: McIntosh LF4 CCR

Sanitas™ v.10.0.16 . UG
Hollow symbols indicate censored values.
Within Limit

Prediction Limit

Intrawell Non-parametric

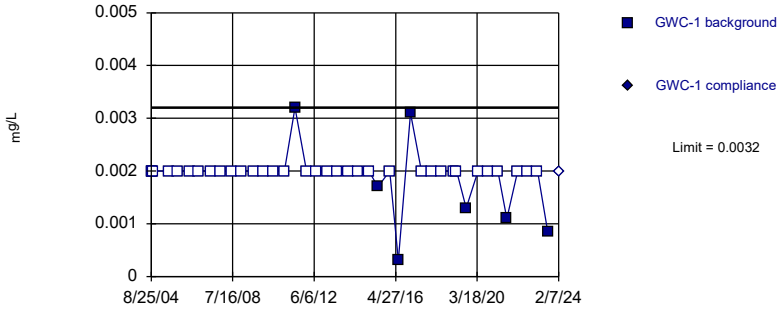

Non-parametric test used in lieu of parametric prediction limit because censored data exceeded 50%. Limit is highest of 41 background values. 82.93% NDs. Well-constituent pair annual alpha = 0.002235. Individual comparison alpha = 0.001118 (1 of 2).

Constituent: Vanadium Analysis Run 3/11/2024 5:30 PM View: Appendix I - Intrawell
Plant McIntosh Client: Southern Company Data: McIntosh LF4 CCR

Sanitas™ v.10.0.16 . UG
Hollow symbols indicate censored values.
Within Limit

Prediction Limit

Intrawell Non-parametric

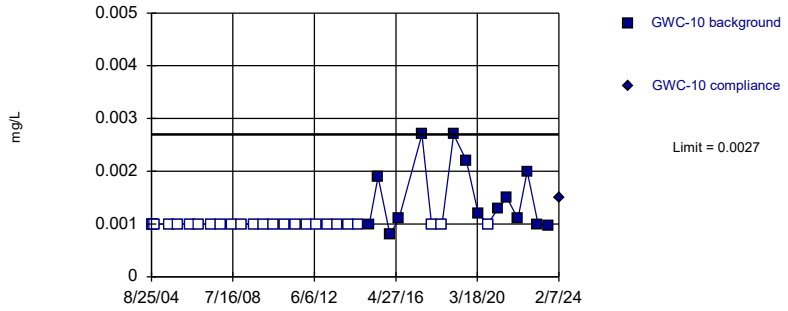

Non-parametric test used in lieu of parametric prediction limit because censored data exceeded 50%. Limit is highest of 40 background values. 65% NDs. Well-constituent pair annual alpha = 0.002316. Individual comparison alpha = 0.001159 (1 of 2).

Constituent: Vanadium Analysis Run 3/11/2024 5:30 PM View: Appendix I - Intrawell
Plant McIntosh Client: Southern Company Data: McIntosh LF4 CCR

Sanitas™ v.10.0.16 . UG
Hollow symbols indicate censored values.
Within Limit

Prediction Limit

Intrawell Non-parametric

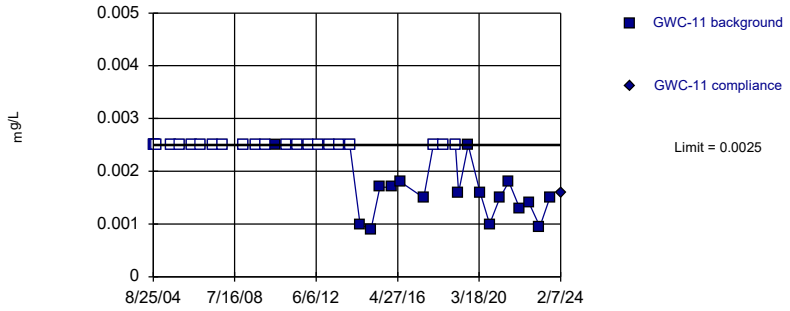

Non-parametric test used in lieu of parametric prediction limit because censored data exceeded 50%. Limit is highest of 40 background values. 57.5% NDs. Well-constituent pair annual alpha = 0.002316. Individual comparison alpha = 0.001159 (1 of 2).

Constituent: Vanadium Analysis Run 3/11/2024 5:30 PM View: Appendix I - Intrawell
Plant McIntosh Client: Southern Company Data: McIntosh LF4 CCR

Sanitas™ v.10.0.16 . UG
Hollow symbols indicate censored values.
Within Limit

Prediction Limit

Intrawell Non-parametric

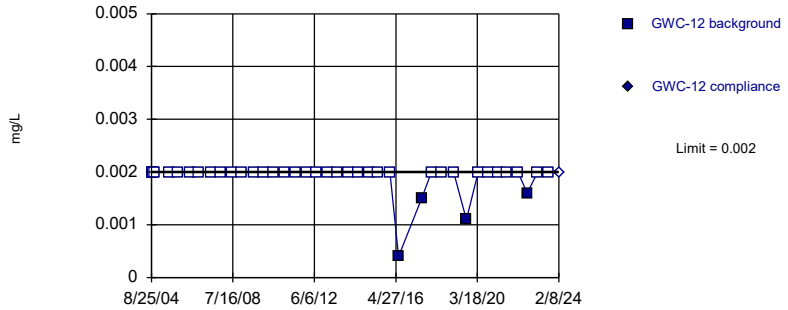

Non-parametric test used in lieu of parametric prediction limit because censored data exceeded 50%. Limit is highest of 40 background values. 90% NDs. Well-constituent pair annual alpha = 0.002316. Individual comparison alpha = 0.001159 (1 of 2).

Constituent: Vanadium Analysis Run 3/11/2024 5:30 PM View: Appendix I - Intrawell
Plant McIntosh Client: Southern Company Data: McIntosh LF4 CCR

Sanitas™ v.10.0.16 . UG
Hollow symbols indicate censored values.
Within Limit

Prediction Limit

Intrawell Non-parametric

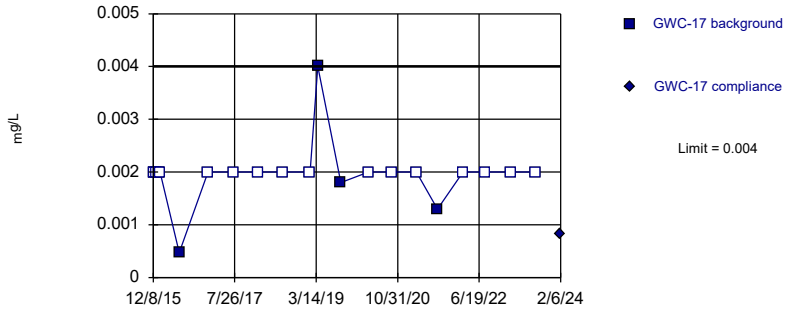

Non-parametric test used in lieu of parametric prediction limit because censored data exceeded 50%. Limit is highest of 21 background values. 80.95% NDs. Well-constituent pair annual alpha = 0.007982. Individual comparison alpha = 0.003999 (1 of 2).

Constituent: Vanadium Analysis Run 3/11/2024 5:30 PM View: Appendix I - Intrawell
Plant McIntosh Client: Southern Company Data: McIntosh LF4 CCR

Sanitas™ v.10.0.16 . UG

Within Limit

Prediction Limit

Intrawell Parametric

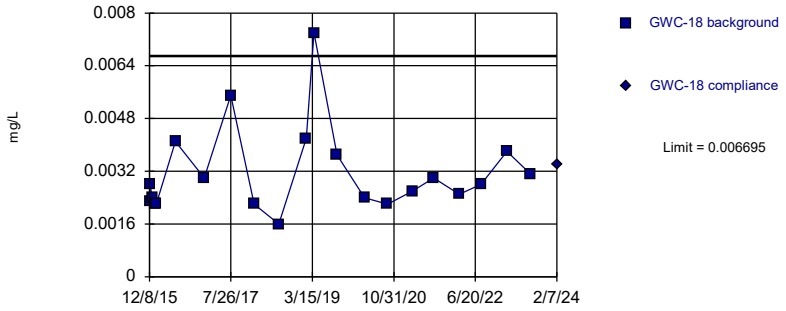

Background Data Summary (based on cube root transformation): Mean=0.1443, Std. Dev.=0.01796, n=21. Normality test: Shapiro Wilk @alpha = 0.01, calculated = 0.8895, critical = 0.873. Kappa = 2.461 (c=15, w=9, 1 of 2, event alpha = 0.05132). Report alpha = 0.0003901.

Constituent: Vanadium Analysis Run 3/11/2024 5:30 PM View: Appendix I - Intrawell

Plant McIntosh Client: Southern Company Data: McIntosh LF4 CCR

Sanitas™ v.10.0.16 . UG

Hollow symbols indicate censored values.

Within Limit

Prediction Limit

Intrawell Parametric

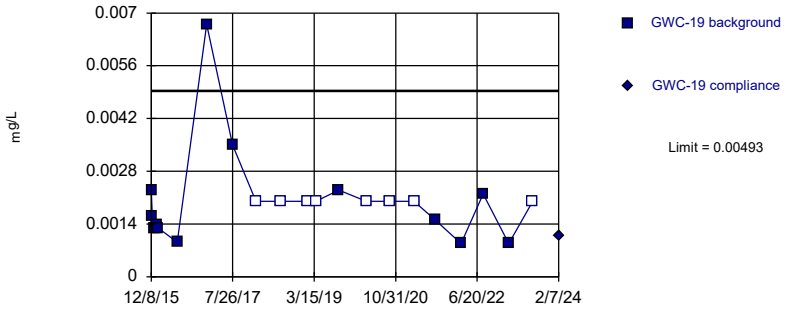

Background Data Summary (based on natural log transformation) (after Kaplan-Meier Adjustment): Mean=-6.575, Std. Dev.=0.5131, n=21, 38.1% NDs. Normality test: Shapiro Wilk @alpha = 0.01, calculated = 0.884, critical = 0.873. Kappa = 2.461 (c=15, w=9, 1 of 2, event alpha = 0.05132). Report alpha = 0.0003901.

Constituent: Vanadium Analysis Run 3/11/2024 5:30 PM View: Appendix I - Intrawell

Plant McIntosh Client: Southern Company Data: McIntosh LF4 CCR

Sanitas™ v.10.0.16 . UG

Hollow symbols indicate censored values.

Within Limit

Prediction Limit

Intrawell Non-parametric

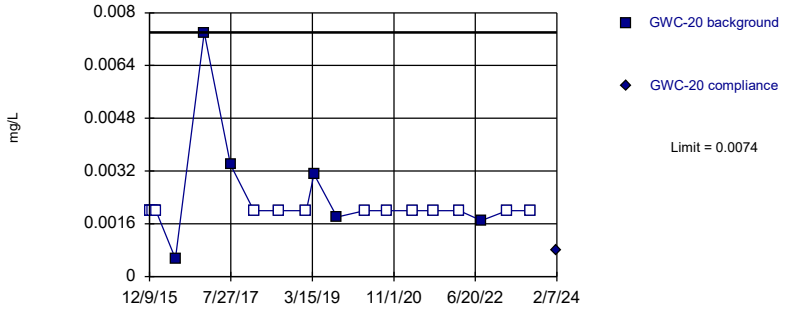

Non-parametric test used in lieu of parametric prediction limit because censored data exceeded 50%. Limit is highest of 21 background values. 71.43% NDs. Well-constituent pair annual alpha = 0.007982. Individual comparison alpha = 0.003999 (1 of 2).

Constituent: Vanadium Analysis Run 3/11/2024 5:30 PM View: Appendix I - Intrawell

Plant McIntosh Client: Southern Company Data: McIntosh LF4 CCR

Sanitas™ v.10.0.16 . UG

Hollow symbols indicate censored values.

Within Limit

Prediction Limit

Intrawell Non-parametric

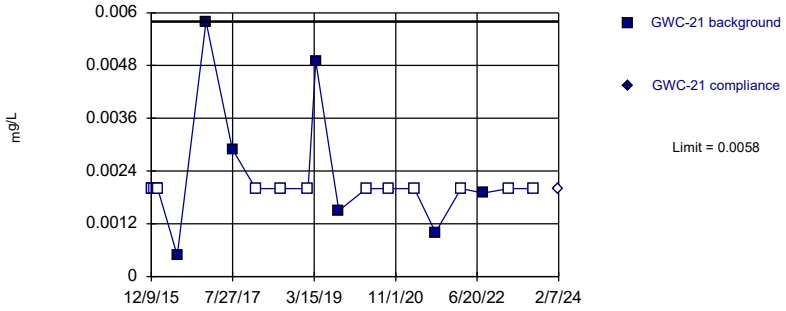

Non-parametric test used in lieu of parametric prediction limit because censored data exceeded 50%. Limit is highest of 21 background values. 66.67% NDs. Well-constituent pair annual alpha = 0.007982. Individual comparison alpha = 0.003999 (1 of 2).

Constituent: Vanadium Analysis Run 3/11/2024 5:30 PM View: Appendix I - Intrawell

Plant McIntosh Client: Southern Company Data: McIntosh LF4 CCR

Sanitas™ v.10.0.16 . UG
Hollow symbols indicate censored values.
Within Limit

Prediction Limit

Intrawell Parametric

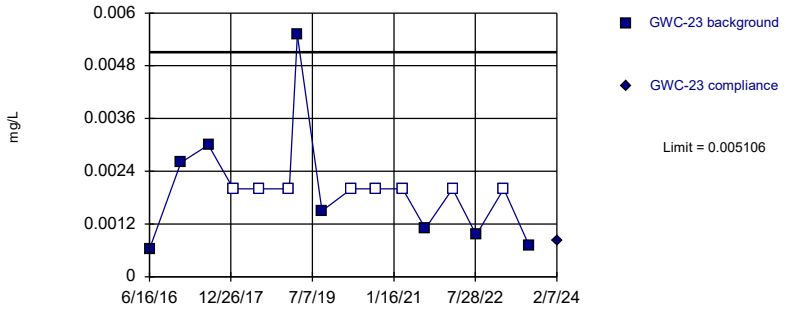

Background Data Summary (based on cube root transformation) (after Kaplan-Meier Adjustment): Mean=0.1084, Std. Dev.=0.02441, n=16, 50% NDs. Normality test: Shapiro Wilk @alpha = 0.05, calculated = 0.8885, critical = 0.887. Kappa = 2.615 (c=15, w=9, 1 of 2, event alpha = 0.05132). Report alpha = 0.0003901.

Constituent: Vanadium Analysis Run 3/11/2024 5:30 PM View: Appendix I - Intrawell
Plant McIntosh Client: Southern Company Data: McIntosh LF4 CCR

Sanitas™ v.10.0.16 . UG
Hollow symbols indicate censored values.
Within Limit

Prediction Limit

Intrawell Non-parametric

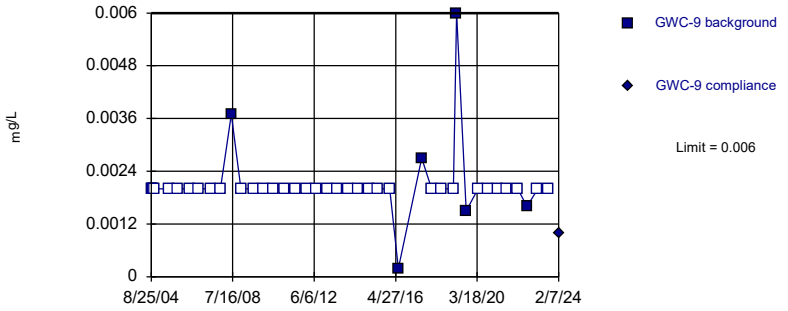

Non-parametric test used in lieu of parametric prediction limit because censored data exceeded 50%. Limit is highest of 41 background values. 85.37% NDs. Well-constituent pair annual alpha = 0.002235. Individual comparison alpha = 0.001118 (1 of 2).

Constituent: Vanadium Analysis Run 3/11/2024 5:30 PM View: Appendix I - Intrawell
Plant McIntosh Client: Southern Company Data: McIntosh LF4 CCR

Sanitas™ v.10.0.16 . UG
Hollow symbols indicate censored values.
Within Limit

Prediction Limit

Intrawell Non-parametric

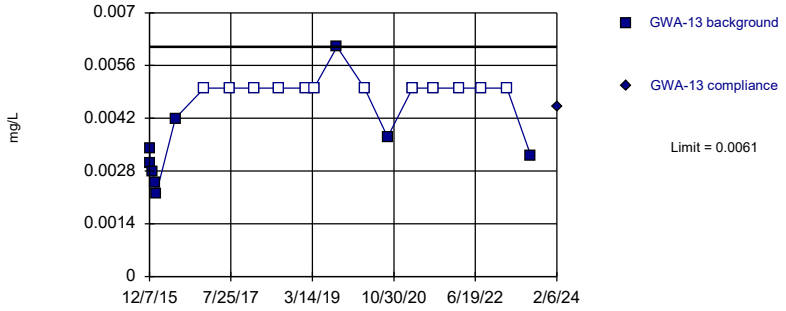

Non-parametric test used in lieu of parametric prediction limit because censored data exceeded 50%. Limit is highest of 21 background values. 57.14% NDs. Well-constituent pair annual alpha = 0.007982. Individual comparison alpha = 0.003999 (1 of 2).

Constituent: Zinc Analysis Run 3/11/2024 5:30 PM View: Appendix I - Intrawell
Plant McIntosh Client: Southern Company Data: McIntosh LF4 CCR

Sanitas™ v.10.0.16 . UG
Hollow symbols indicate censored values.
Within Limit

Prediction Limit

Intrawell Non-parametric

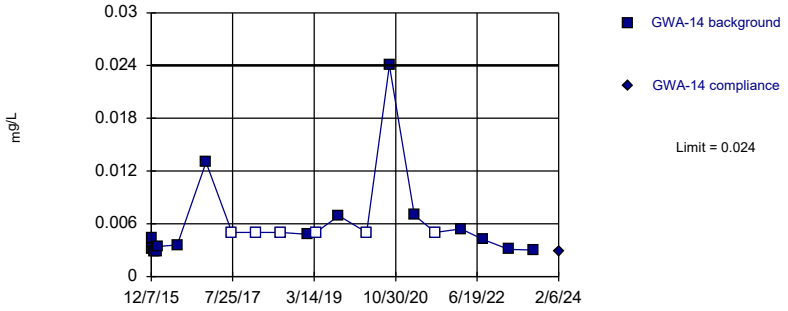

Non-parametric test used in lieu of parametric prediction limit because the Shapiro Wilk normality test showed the data to be non-normal at the 0.01 alpha level. Limit is highest of 21 background values. 28.57% NDs. Well-constituent pair annual alpha = 0.007982. Individual comparison alpha = 0.003999 (1 of 2).

Constituent: Zinc Analysis Run 3/11/2024 5:30 PM View: Appendix I - Intrawell
Plant McIntosh Client: Southern Company Data: McIntosh LF4 CCR

Sanitas™ v.10.0.16 . UG
Hollow symbols indicate censored values.
Within Limit

Prediction Limit

Intrawell Non-parametric

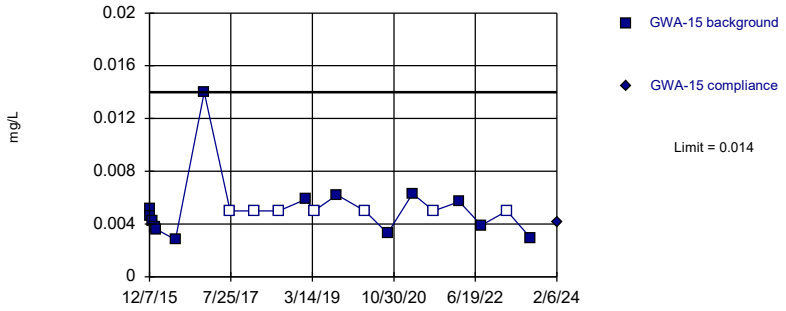

Non-parametric test used in lieu of parametric prediction limit because the Shapiro Wilk normality test showed the data to be non-normal at the 0.01 alpha level. Limit is highest of 21 background values. 33.33% NDs. Well-constituent pair annual alpha = 0.007982. Individual comparison alpha = 0.003999 (1 of 2).

Constituent: Zinc Analysis Run 3/11/2024 5:30 PM View: Appendix I - Intrawell
Plant McIntosh Client: Southern Company Data: McIntosh LF4 CCR

Sanitas™ v.10.0.16 . UG
Hollow symbols indicate censored values.
Within Limit

Prediction Limit

Intrawell Parametric

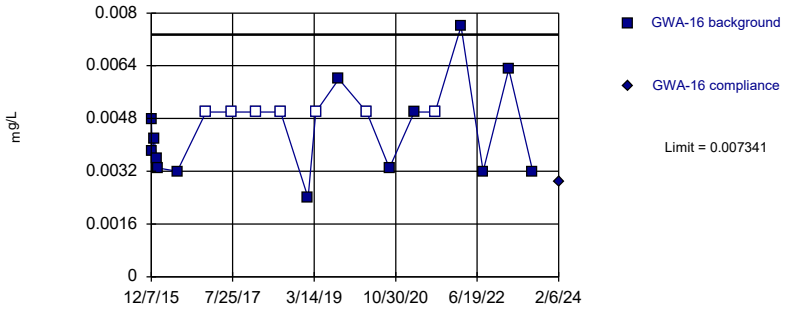

Background Data Summary (after Kaplan-Meier Adjustment): Mean=0.003833, Std. Dev.=0.001425, n=21, 33.33% NDs. Normality test: Shapiro Wilk @alpha = 0.01, calculated = 0.9201, critical = 0.873. Kappa = 2.461 (c=15, w=9, 1 of 2, event alpha = 0.05132). Report alpha = 0.0003901.

Constituent: Zinc Analysis Run 3/11/2024 5:30 PM View: Appendix I - Intrawell
Plant McIntosh Client: Southern Company Data: McIntosh LF4 CCR

Sanitas™ v.10.0.16 . UG
Hollow symbols indicate censored values.
Within Limit

Prediction Limit

Intrawell Non-parametric

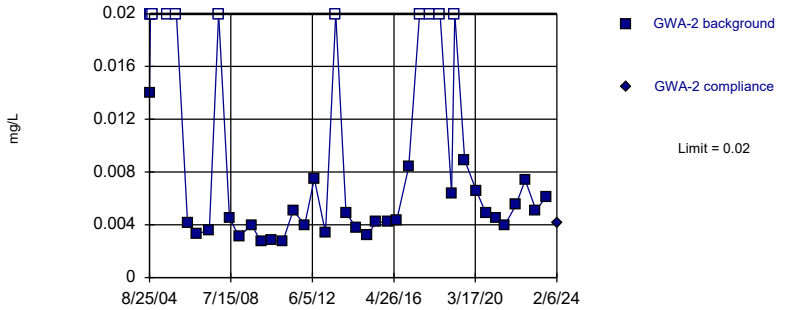

Non-parametric test used in lieu of parametric prediction limit because the Shapiro Wilk normality test showed the data to be non-normal at the 0.01 alpha level. Limit is highest of 42 background values. 26.19% NDs. Well-constituent pair annual alpha = 0.002154. Individual comparison alpha = 0.001077 (1 of 2).

Constituent: Zinc Analysis Run 3/11/2024 5:30 PM View: Appendix I - Intrawell
Plant McIntosh Client: Southern Company Data: McIntosh LF4 CCR

Sanitas™ v.10.0.16 . UG
Hollow symbols indicate censored values.
Within Limit

Prediction Limit

Intrawell Non-parametric

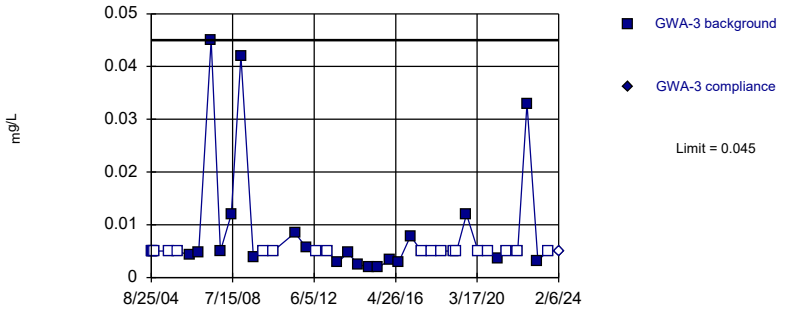

Non-parametric test used in lieu of parametric prediction limit because the Shapiro Wilk normality test showed the data to be non-normal at the 0.01 alpha level. Limit is highest of 41 background values. 48.78% NDs. Well-constituent pair annual alpha = 0.002235. Individual comparison alpha = 0.001118 (1 of 2).

Constituent: Zinc Analysis Run 3/11/2024 5:30 PM View: Appendix I - Intrawell
Plant McIntosh Client: Southern Company Data: McIntosh LF4 CCR

Sanitas™ v.10.0.16 . UG
Hollow symbols indicate censored values.
Within Limit

Prediction Limit

Intrawell Parametric

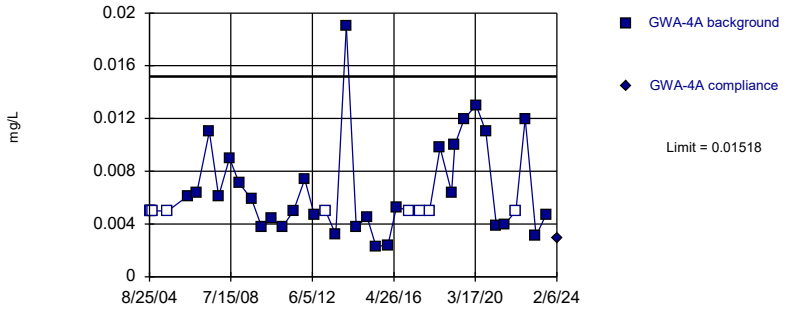

Background Data Summary (based on natural log transformation) (after Kaplan-Meier Adjustment): Mean=-5.376, Std. Dev.=0.5302, n=41, 24.39% NDs. Normality test: Shapiro Wilk @alpha = 0.01, calculated = 0.9443, critical = 0.92. Kappa = 2.24 (c=15, w=9, 1 of 2, event alpha = 0.05132). Report alpha = 0.0003901.

Constituent: Zinc Analysis Run 3/11/2024 5:30 PM View: Appendix I - Intrawell
Plant McIntosh Client: Southern Company Data: McIntosh LF4 CCR

Sanitas™ v.10.0.16 . UG
Hollow symbols indicate censored values.
Within Limit

Prediction Limit

Intrawell Non-parametric

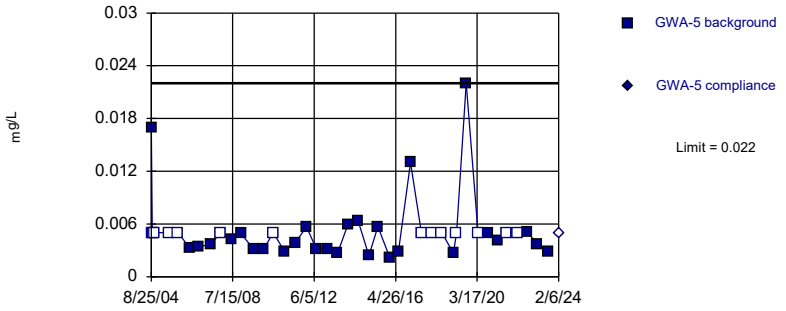

Non-parametric test used in lieu of parametric prediction limit because the Shapiro Wilk normality test showed the data to be non-normal at the 0.01 alpha level. Limit is highest of 42 background values. 33.33% NDs. Well-constituent pair annual alpha = 0.002154. Individual comparison alpha = 0.001077 (1 of 2).

Constituent: Zinc Analysis Run 3/11/2024 5:30 PM View: Appendix I - Intrawell
Plant McIntosh Client: Southern Company Data: McIntosh LF4 CCR

Sanitas™ v.10.0.16 . UG
Hollow symbols indicate censored values.
Within Limit

Prediction Limit

Intrawell Parametric

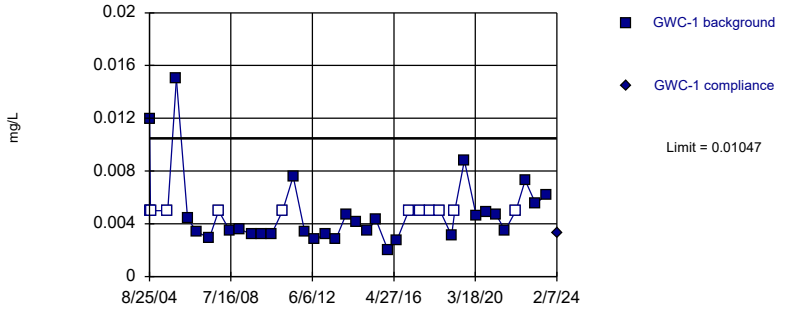

Background Data Summary (based on natural log transformation) (after Kaplan-Meier Adjustment): Mean=-5.583, Std. Dev.=0.457, n=41, 26.83% NDs. Normality test: Shapiro Wilk @alpha = 0.01, calculated = 0.9224, critical = 0.92. Kappa = 2.24 (c=15, w=9, 1 of 2, event alpha = 0.05132). Report alpha = 0.0003901.

Constituent: Zinc Analysis Run 3/11/2024 5:30 PM View: Appendix I - Intrawell
Plant McIntosh Client: Southern Company Data: McIntosh LF4 CCR

Sanitas™ v.10.0.16 . UG
Hollow symbols indicate censored values.
Within Limit

Prediction Limit

Intrawell Non-parametric

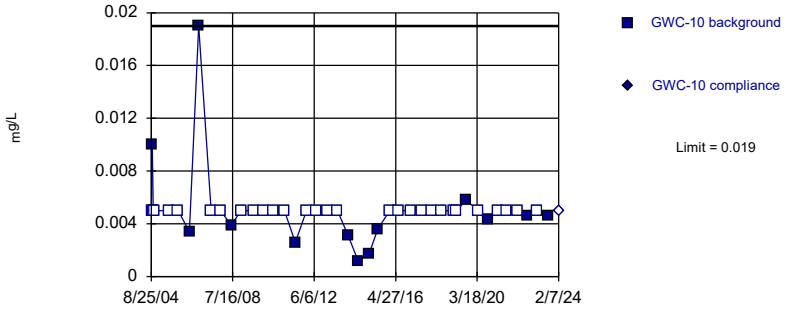

Non-parametric test used in lieu of parametric prediction limit because censored data exceeded 50%. Limit is highest of 42 background values. 69.05% NDs. Well-constituent pair annual alpha = 0.002154. Individual comparison alpha = 0.001077 (1 of 2).

Constituent: Zinc Analysis Run 3/11/2024 5:30 PM View: Appendix I - Intrawell
Plant McIntosh Client: Southern Company Data: McIntosh LF4 CCR

Sanitas™ v.10.0.16 . UG
Hollow symbols indicate censored values.
Within Limit

Prediction Limit

Intrawell Non-parametric

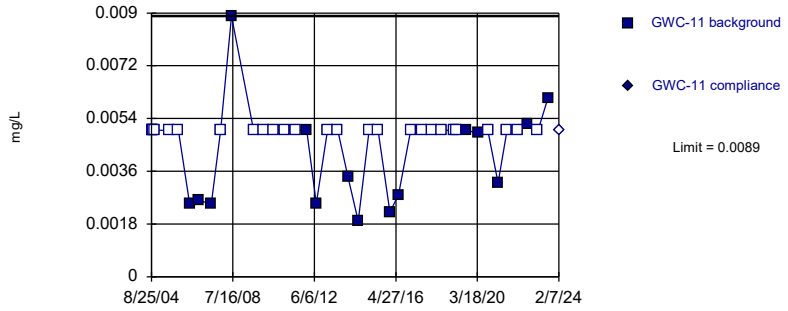

Non-parametric test used in lieu of parametric prediction limit because censored data exceeded 50%. Limit is highest of 41 background values. 63.41% NDs. Well-constituent pair annual alpha = 0.002235. Individual comparison alpha = 0.001118 (1 of 2).

Constituent: Zinc Analysis Run 3/11/2024 5:30 PM View: Appendix I - Intrawell
Plant McIntosh Client: Southern Company Data: McIntosh LF4 CCR

Sanitas™ v.10.0.16 . UG
Hollow symbols indicate censored values.
Within Limit

Prediction Limit

Intrawell Parametric

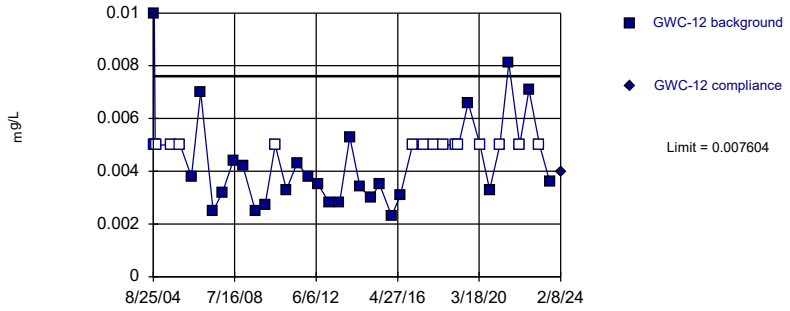

Background Data Summary (based on cube root transformation) (after Kaplan-Meier Adjustment): Mean=0.1529, Std. Dev.=0.01957, n=42, 38.1% NDs. Normality test: Shapiro Wilk @alpha = 0.01, calculated = 0.9303, critical = 0.922. Kappa = 2.235 (c=15, w=9, 1 of 2, event alpha = 0.05132). Report alpha = 0.0003901.

Constituent: Zinc Analysis Run 3/11/2024 5:30 PM View: Appendix I - Intrawell
Plant McIntosh Client: Southern Company Data: McIntosh LF4 CCR

Sanitas™ v.10.0.16 . UG
Hollow symbols indicate censored values.
Within Limit

Prediction Limit

Intrawell Non-parametric

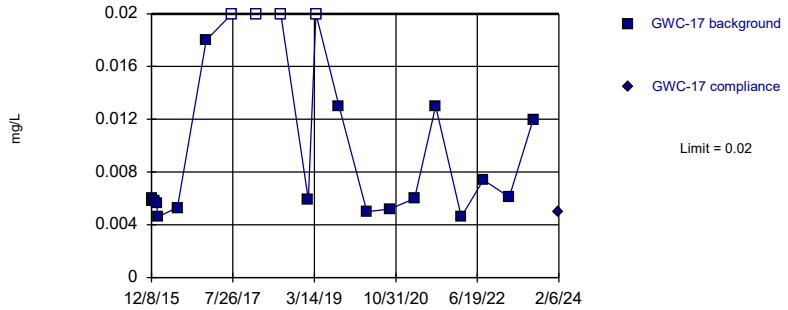

Non-parametric test used in lieu of parametric prediction limit because the Shapiro Wilk normality test showed the data to be non-normal at the 0.01 alpha level. Limit is highest of 21 background values. 19.05% NDs. Well-constituent pair annual alpha = 0.007982. Individual comparison alpha = 0.003999 (1 of 2).

Constituent: Zinc Analysis Run 3/11/2024 5:30 PM View: Appendix I - Intrawell
Plant McIntosh Client: Southern Company Data: McIntosh LF4 CCR

Sanitas™ v.10.0.16 . UG
Hollow symbols indicate censored values.
Within Limit

Prediction Limit

Intrawell Non-parametric

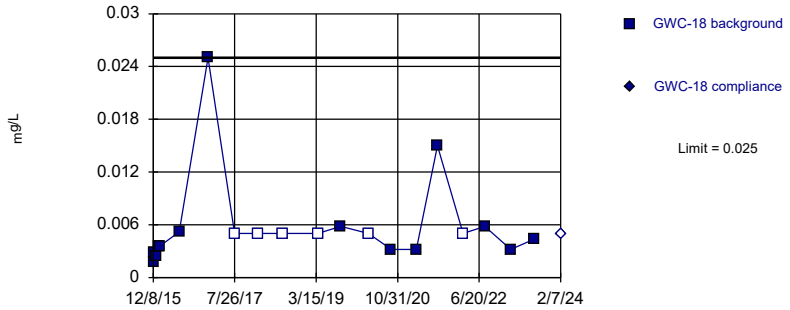

Non-parametric test used in lieu of parametric prediction limit because the Shapiro Wilk normality test showed the data to be non-normal at the 0.01 alpha level. Limit is highest of 20 background values. 30% NDs. Well-constituent pair annual alpha = 0.008564. Individual comparison alpha = 0.004291 (1 of 2).

Constituent: Zinc Analysis Run 3/11/2024 5:30 PM View: Appendix I - Intrawell
Plant McIntosh Client: Southern Company Data: McIntosh LF4 CCR

Sanitas™ v.10.0.16 . UG
Hollow symbols indicate censored values.
Within Limit

Prediction Limit

Intrawell Non-parametric

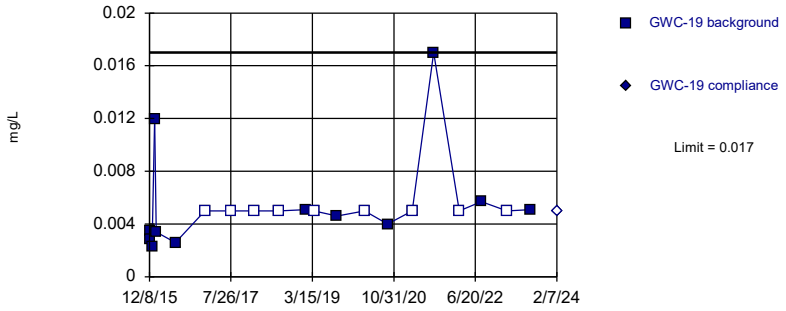

Non-parametric test used in lieu of parametric prediction limit because the Shapiro Wilk normality test showed the data to be non-normal at the 0.01 alpha level. Limit is highest of 21 background values. 42.86% NDs. Well-constituent pair annual alpha = 0.007982. Individual comparison alpha = 0.003999 (1 of 2).

Constituent: Zinc Analysis Run 3/11/2024 5:30 PM View: Appendix I - Intrawell
Plant McIntosh Client: Southern Company Data: McIntosh LF4 CCR

Sanitas™ v.10.0.16 . UG
Hollow symbols indicate censored values.
Within Limit

Prediction Limit

Intrawell Non-parametric

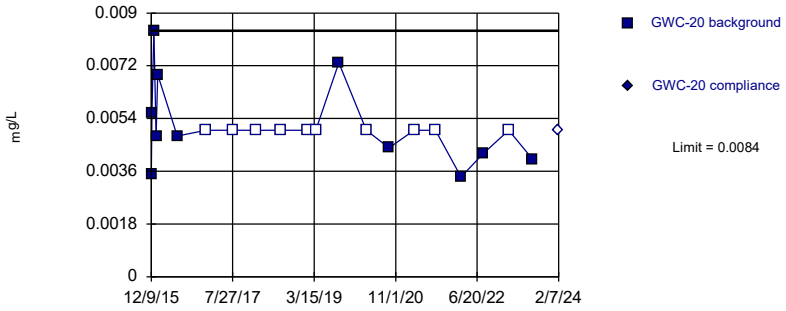

Non-parametric test used in lieu of parametric prediction limit because the Shapiro Wilk normality test showed the data to be non-normal at the 0.01 alpha level. Limit is highest of 21 background values. 47.62% NDs. Well-constituent pair annual alpha = 0.007982. Individual comparison alpha = 0.003999 (1 of 2).

Constituent: Zinc Analysis Run 3/11/2024 5:30 PM View: Appendix I - Intrawell
Plant McIntosh Client: Southern Company Data: McIntosh LF4 CCR

Sanitas™ v.10.0.16 . UG
Hollow symbols indicate censored values.
Within Limit

Prediction Limit

Intrawell Non-parametric

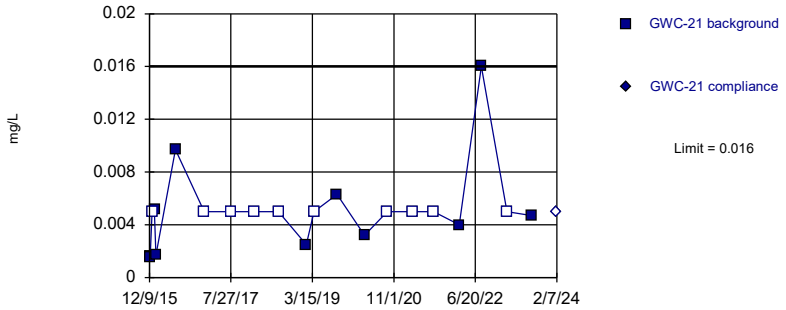

Non-parametric test used in lieu of parametric prediction limit because the Shapiro Wilk normality test showed the data to be non-normal at the 0.01 alpha level. Limit is highest of 21 background values. 47.62% NDs. Well-constituent pair annual alpha = 0.007982. Individual comparison alpha = 0.003999 (1 of 2).

Constituent: Zinc Analysis Run 3/11/2024 5:30 PM View: Appendix I - Intrawell
Plant McIntosh Client: Southern Company Data: McIntosh LF4 CCR

Sanitas™ v.10.0.16 . UG
Hollow symbols indicate censored values.
Within Limit

Prediction Limit

Intrawell Non-parametric

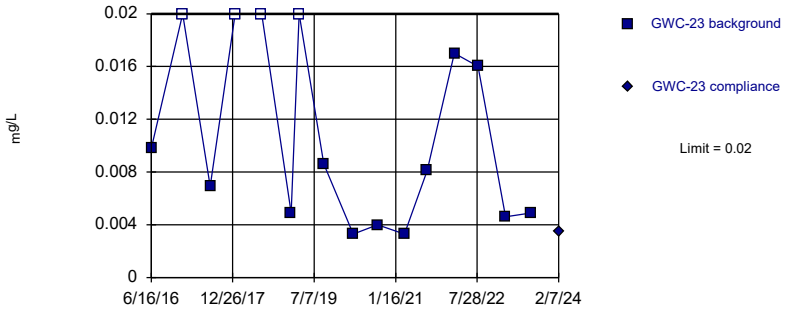

Non-parametric test used in lieu of parametric prediction limit because the Shapiro Wilk normality test showed the data to be non-normal at the 0.05 alpha level. Limit is highest of 16 background values. 25% NDs. Well-constituent pair annual alpha = 0.01287. Individual comparison alpha = 0.006456 (1 of 2).

Constituent: Zinc Analysis Run 3/11/2024 5:30 PM View: Appendix I - Intrawell
Plant McIntosh Client: Southern Company Data: McIntosh LF4 CCR

Sanitas™ v.10.0.16 . UG
Hollow symbols indicate censored values.
Within Limit

Prediction Limit

Intrawell Non-parametric

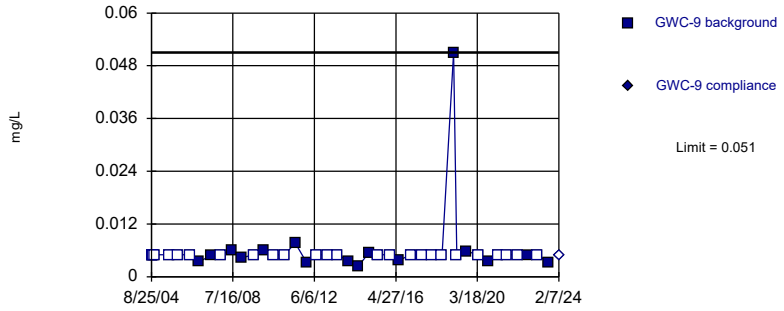

Non-parametric test used in lieu of parametric prediction limit because censored data exceeded 50%. Limit is highest of 42 background values. 61.9% NDs. Well-constituent pair annual alpha = 0.002154. Individual comparison alpha = 0.001077 (1 of 2).

Constituent: Zinc Analysis Run 3/11/2024 5:30 PM View: Appendix I - Intrawell
Plant McIntosh Client: Southern Company Data: McIntosh LF4 CCR

Prediction Limit

Constituent: Antimony (mg/L) Analysis Run 3/11/2024 5:32 PM View: Appendix I - Intrawell

Plant McIntosh Client: Southern Company Data: McIntosh LF4 CCR

	GWA-13	GWA-13
12/7/2015	<0.002	
12/15/2015	<0.002	
12/29/2015	<0.002	
1/13/2016	<0.002	
1/25/2016	<0.002	
4/20/2016	<0.002	
6/14/2016	<0.002	
8/9/2016	<0.002	
9/27/2016	<0.002	
11/15/2016	<0.002	
1/12/2017	<0.002	
2/28/2017	<0.002	
4/20/2017	<0.002	
7/18/2017	<0.002	
1/10/2018	<0.002	
7/11/2018	<0.002	
1/29/2019	<0.002	
3/26/2019	<0.002	
9/10/2019	0.00052 (J)	
3/31/2020	<0.002	
9/15/2020	<0.002	
3/16/2021	<0.002	
8/18/2021	<0.002	
2/22/2022	<0.002	
8/2/2022	<0.002	
2/6/2023	<0.002	
8/1/2023	<0.002	
2/6/2024		<0.002

ND substitution: RL or RL/2 if <15% NDs.

Prediction Limit

Constituent: Antimony (mg/L) Analysis Run 3/11/2024 5:32 PM View: Appendix I - Intrawell

Plant McIntosh Client: Southern Company Data: McIntosh LF4 CCR

	GWA-14	GWA-14
12/7/2015	<0.002	
12/15/2015	<0.002	
12/29/2015	<0.002	
1/13/2016	<0.002	
1/25/2016	<0.002	
4/20/2016	<0.002	
6/14/2016	<0.002	
8/9/2016	<0.002	
9/27/2016	<0.002	
11/15/2016	<0.002	
1/11/2017	<0.002	
2/28/2017	<0.002	
4/20/2017	<0.002	
7/19/2017	<0.002	
1/11/2018	<0.002	
7/11/2018	<0.002	
1/29/2019	<0.002	
3/26/2019	<0.002	
9/10/2019	<0.002	
4/1/2020	<0.002	
9/15/2020	0.00039 (J)	
3/16/2021	<0.002	
8/17/2021	<0.002	
2/22/2022	<0.002	
8/2/2022	<0.002	
2/7/2023	<0.002	
8/2/2023	<0.002	
2/6/2024		<0.002

ND substitution: RL or RL/2 if <15% NDs.

Prediction Limit

Constituent: Antimony (mg/L) Analysis Run 3/11/2024 5:32 PM View: Appendix I - Intrawell

Plant McIntosh Client: Southern Company Data: McIntosh LF4 CCR

	GWA-15	GWA-15
12/7/2015	<0.002	
12/15/2015	<0.002	
12/28/2015	<0.002	
1/13/2016	<0.002	
1/25/2016	<0.002	
4/21/2016	<0.002	
6/15/2016	<0.002	
8/9/2016	<0.002	
9/27/2016	<0.002	
11/15/2016	<0.002	
1/11/2017	<0.002	
2/28/2017	<0.002	
4/20/2017	<0.002	
7/19/2017	<0.002	
1/11/2018	<0.002	
7/11/2018	<0.002	
1/29/2019	<0.002	
3/26/2019	<0.002	
9/11/2019	<0.002	
4/1/2020	<0.002	
9/15/2020	<0.002	
3/17/2021	<0.002	
8/19/2021	<0.002	
2/22/2022	<0.002	
8/2/2022	<0.002	
2/7/2023	<0.002	
8/1/2023	<0.002	
2/6/2024		<0.002

ND substitution: RL or RL/2 if <15% NDs.

Prediction Limit

Constituent: Antimony (mg/L) Analysis Run 3/11/2024 5:32 PM View: Appendix I - Intrawell

Plant McIntosh Client: Southern Company Data: McIntosh LF4 CCR

	GWA-16	GWA-16
12/7/2015	<0.002	
12/14/2015	<0.002	
12/28/2015	<0.002	
1/13/2016	<0.002	
1/25/2016	<0.002	
4/20/2016	<0.002	
6/15/2016	<0.002	
8/9/2016	<0.002	
9/27/2016	<0.002	
11/15/2016	<0.002	
1/11/2017	<0.002	
3/1/2017	<0.002	
4/20/2017	<0.002	
7/19/2017	<0.002	
1/11/2018	<0.002	
7/11/2018	<0.002	
1/29/2019	<0.002	
3/26/2019	<0.002	
9/10/2019	<0.002	
4/1/2020	<0.002	
9/15/2020	<0.002	
3/16/2021	<0.002	
8/17/2021	<0.002	
2/22/2022	<0.002	
8/2/2022	<0.002	
2/7/2023	<0.002	
8/1/2023	<0.002	
2/6/2024		<0.002

ND substitution: RL or RL/2 if <15% NDs.

Prediction Limit

Constituent: Antimony (mg/L) Analysis Run 3/11/2024 5:32 PM View: Appendix I - Intrawell

Plant McIntosh Client: Southern Company Data: McIntosh LF4 CCR

	GWA-2	GWA-2
8/25/2004	<0.002	
9/11/2004	<0.002	
9/26/2004	<0.002	
10/13/2004	<0.002	
7/11/2005	<0.002	
12/7/2005	<0.002	
6/22/2006	<0.002	
11/28/2006	<0.002	
7/6/2007	<0.002	
12/13/2007	<0.002	
6/20/2008	<0.002	
12/7/2008	<0.002	
7/9/2009	<0.002	
12/28/2009	<0.002	
6/22/2010	<0.002	
1/4/2011	<0.002	
7/9/2011	<0.002	
1/21/2012	<0.002	
7/11/2012	<0.002	
1/20/2013	<0.002	
7/19/2013	<0.002	
1/15/2014	<0.002	
7/11/2014	<0.002 (D)	
1/16/2015	<0.002	
6/20/2015	<0.002	
1/16/2016	<0.002	
4/19/2016	<0.002	
6/14/2016	<0.002	
8/9/2016	<0.002	
9/26/2016	<0.002	
11/15/2016	<0.002	
1/10/2017	<0.002	
2/28/2017	<0.002	
4/19/2017	<0.002	
7/17/2017	<0.002	
1/10/2018	<0.002	
7/11/2018	<0.002	
1/29/2019	<0.002	
3/27/2019	<0.002	
9/11/2019	<0.002	
4/1/2020	0.0004 (J)	
9/15/2020	<0.002	
3/16/2021	<0.002	
8/17/2021	<0.002	
2/22/2022	<0.002	
8/2/2022	<0.002	
2/7/2023	<0.002	
8/1/2023	<0.002	
2/6/2024		<0.002

ND substitution: RL or RL/2 if <15% NDs.

Prediction Limit

Constituent: Antimony (mg/L) Analysis Run 3/11/2024 5:32 PM View: Appendix I - Intrawell

Plant McIntosh Client: Southern Company Data: McIntosh LF4 CCR

	GWA-3	GWA-3
8/25/2004	<0.002	
9/11/2004	<0.002	
9/26/2004	<0.002	
10/13/2004	<0.002	
7/11/2005	<0.002	
12/7/2005	<0.002	
6/22/2006	<0.002	
11/28/2006	<0.002	
7/6/2007	<0.002	
12/13/2007	<0.002	
6/20/2008	<0.002	
12/7/2008	<0.002	
7/9/2009	<0.002	
12/28/2009	<0.002	
6/22/2010	<0.002	
1/5/2011	<0.002	
7/9/2011	<0.002	
1/20/2012	<0.002	
7/11/2012	<0.002	
1/19/2013	<0.002	
7/18/2013	<0.002	
1/15/2014	<0.002	
7/11/2014	<0.002 (D)	
1/15/2015	<0.002	
6/19/2015	<0.002	
1/16/2016	<0.002	
4/19/2016	<0.002	
6/14/2016	<0.002	
8/9/2016	<0.002	
9/27/2016	<0.002	
11/14/2016	<0.002	
1/10/2017	<0.002	
2/28/2017	<0.002	
4/19/2017	<0.002	
7/18/2017	0.0022 (J)	
1/10/2018	<0.002	
7/11/2018	<0.002	
1/29/2019	<0.002	
3/27/2019	<0.002	
9/11/2019	0.00081 (J)	
4/1/2020	<0.002	
9/15/2020	<0.002	
3/16/2021	<0.002	
8/17/2021	<0.002	
2/22/2022	<0.002	
8/2/2022	<0.002	
2/7/2023	<0.002	
8/2/2023	<0.002	
2/6/2024		<0.002

ND substitution: RL or RL/2 if <15% NDs.

Prediction Limit

Constituent: Antimony (mg/L) Analysis Run 3/11/2024 5:32 PM View: Appendix I - Intrawell

Plant McIntosh Client: Southern Company Data: McIntosh LF4 CCR

	GWA-4A	GWA-4A
8/25/2004	<0.002	
9/11/2004	<0.002	
9/26/2004	<0.002	
10/13/2004	<0.002	
7/11/2005	<0.002	
12/7/2005	<0.002	
6/22/2006	<0.002	
11/28/2006	<0.002	
7/6/2007	<0.002	
12/13/2007	<0.002	
6/20/2008	<0.002	
12/7/2008	<0.002	
7/9/2009	<0.002	
12/30/2009	<0.002	
6/22/2010	<0.002	
1/4/2011	<0.002	
7/10/2011	<0.002	
1/21/2012	<0.002	
7/11/2012	<0.002	
1/20/2013	<0.002	
7/19/2013	<0.002	
1/16/2014	<0.002	
7/10/2014	<0.002 (D)	
1/16/2015	<0.002	
6/20/2015	<0.002	
1/14/2016	<0.002	
4/20/2016	<0.002	
6/14/2016	<0.002	
8/11/2016	<0.002	
9/27/2016	<0.002	
11/14/2016	<0.002	
1/10/2017	<0.002	
2/28/2017	<0.002	
4/20/2017	<0.002	
7/18/2017	<0.002	
1/10/2018	<0.002	
7/11/2018	<0.002	
1/29/2019	<0.002	
3/26/2019	<0.002	
9/10/2019	<0.002	
3/31/2020	<0.002	
9/16/2020	<0.002	
3/17/2021	<0.002	
8/19/2021	<0.002	
2/23/2022	<0.002	
8/3/2022	<0.002	
2/7/2023	<0.002	
8/1/2023	<0.002	
2/6/2024		<0.002

ND substitution: RL or RL/2 if <15% NDs.

Prediction Limit

Constituent: Antimony (mg/L) Analysis Run 3/11/2024 5:32 PM View: Appendix I - Intrawell

Plant McIntosh Client: Southern Company Data: McIntosh LF4 CCR

	GWA-5	GWA-5
8/25/2004	<0.002	
9/11/2004	<0.002	
9/26/2004	<0.002	
10/13/2004	<0.002	
7/11/2005	<0.002	
12/7/2005	<0.002	
6/22/2006	<0.002	
11/28/2006	<0.002	
7/6/2007	<0.002	
12/13/2007	<0.002	
6/20/2008	<0.002	
12/7/2008	<0.002	
7/9/2009	<0.002	
12/29/2009	<0.002	
6/22/2010	<0.002	
1/4/2011	<0.002	
7/9/2011	<0.002	
1/21/2012	<0.002	
7/11/2012	<0.002	
1/19/2013	<0.002	
7/18/2013	<0.002	
1/15/2014	<0.002	
7/10/2014	<0.002 (D)	
1/15/2015	<0.002	
6/19/2015	<0.002	
1/14/2016	<0.002	
4/20/2016	<0.002	
6/14/2016	<0.002	
8/9/2016	<0.002	
9/27/2016	<0.002	
11/15/2016	<0.002	
1/11/2017	<0.002	
1/19/2017	<0.002	
1/24/2017	<0.002	
2/28/2017	<0.002	
4/20/2017	<0.002	
7/18/2017	<0.002	
1/10/2018	<0.002	
7/11/2018	<0.002	
1/29/2019	<0.002	
3/26/2019	<0.002	
9/10/2019	<0.002	
3/31/2020	<0.002	
9/15/2020	<0.002	
3/17/2021	<0.002	
8/19/2021	<0.002	
2/22/2022	<0.002	
8/2/2022	<0.002	
2/7/2023	<0.002	
8/1/2023	<0.002	
2/6/2024		<0.002

ND substitution: RL or RL/2 if <15% NDs.

Prediction Limit

Constituent: Antimony (mg/L) Analysis Run 3/11/2024 5:32 PM View: Appendix I - Intrawell

Plant McIntosh Client: Southern Company Data: McIntosh LF4 CCR

	GWC-1	GWC-1
8/25/2004	<0.002	
9/11/2004	<0.002	
9/26/2004	<0.002	
7/11/2005	<0.002	
12/7/2005	<0.002	
6/22/2006	<0.002	
11/28/2006	<0.002	
7/6/2007	<0.002	
12/13/2007	<0.002	
6/20/2008	<0.002	
12/7/2008	<0.002	
7/9/2009	<0.002	
12/28/2009	<0.002	
6/22/2010	<0.002	
1/4/2011	<0.002	
7/9/2011	<0.002	
1/21/2012	<0.002	
7/11/2012	<0.002	
1/20/2013	<0.002	
7/19/2013	<0.002	
1/15/2014	<0.002	
7/11/2014	<0.002 (D)	
1/16/2015	<0.002	
6/20/2015	<0.002	
1/16/2016	<0.002	
4/20/2016	<0.002	
6/15/2016	<0.002	
8/10/2016	<0.002	
9/27/2016	<0.002	
11/15/2016	<0.002	
1/12/2017	<0.002	
1/23/2017	<0.002	
3/1/2017	<0.002	
4/20/2017	<0.002	
7/19/2017	<0.002	
1/11/2018	<0.002	
7/12/2018	<0.002	
1/30/2019	<0.002	
3/27/2019	<0.002	
9/11/2019	<0.002	
4/1/2020	<0.002	
9/15/2020	<0.002	
3/16/2021	<0.002	
8/18/2021	<0.002	
2/23/2022	<0.002	
8/3/2022	0.00057 (J)	
2/7/2023	<0.002	
8/2/2023	<0.002	
2/7/2024		<0.002

ND substitution: RL or RL/2 if <15% NDs.

Prediction Limit

Constituent: Antimony (mg/L) Analysis Run 3/11/2024 5:32 PM View: Appendix I - Intrawell

Plant McIntosh Client: Southern Company Data: McIntosh LF4 CCR

	GWC-17	GWC-17
12/8/2015	<0.002	
12/14/2015	<0.002	
12/28/2015	<0.002	
1/13/2016	<0.002	
1/26/2016	<0.002	
4/20/2016	<0.002	
6/15/2016	<0.002	
8/9/2016	<0.002	
9/27/2016	<0.002	
11/15/2016	<0.002	
1/11/2017	<0.002	
3/1/2017	<0.002	
4/20/2017	<0.002	
7/19/2017	<0.002	
1/11/2018	<0.002	
7/11/2018	<0.002	
1/29/2019	<0.002	
3/27/2019	<0.002	
9/11/2019	<0.002	
4/1/2020	<0.002	
9/15/2020	<0.002	
3/16/2021	<0.002	
8/19/2021	<0.002	
2/22/2022	<0.002	
8/2/2022	<0.002	
2/8/2023	<0.002	
8/2/2023	<0.002	
2/6/2024		<0.002

ND substitution: RL or RL/2 if <15% NDs.

Prediction Limit

Constituent: Antimony (mg/L) Analysis Run 3/11/2024 5:32 PM View: Appendix I - Intrawell

Plant McIntosh Client: Southern Company Data: McIntosh LF4 CCR

	GWC-18	GWC-18
12/8/2015	<0.002	
12/14/2015	<0.002	
12/28/2015	<0.002	
1/14/2016	<0.002	
1/26/2016	<0.002	
4/19/2016	<0.002	
6/16/2016	0.00022 (J)	
8/11/2016	<0.002	
9/28/2016	<0.002	
11/16/2016	<0.002	
1/11/2017	<0.002	
3/1/2017	<0.002	
4/25/2017	<0.002	
7/25/2017	<0.002	
1/12/2018	<0.002	
7/11/2018	<0.002	
1/30/2019	<0.002	
3/27/2019	<0.002	
9/11/2019	<0.002	
4/1/2020	<0.002	
9/15/2020	<0.002	
3/17/2021	<0.002	
8/19/2021	<0.002	
2/23/2022	<0.002	
8/2/2022	<0.002	
2/7/2023	<0.002	
8/2/2023	<0.002	
2/7/2024		<0.002

ND substitution: RL or RL/2 if <15% NDs.

Prediction Limit

Constituent: Arsenic (mg/L) Analysis Run 3/11/2024 5:32 PM View: Appendix I - Intrawell

Plant McIntosh Client: Southern Company Data: McIntosh LF4 CCR

	GWA-13	GWA-13
12/7/2015	<0.001	
12/15/2015	<0.001	
12/29/2015	<0.001	
1/13/2016	<0.001	
1/25/2016	<0.001	
4/20/2016	<0.001	
6/14/2016	<0.001	
8/9/2016	<0.001	
9/27/2016	<0.001	
11/15/2016	<0.001	
1/12/2017	<0.001	
2/28/2017	<0.001	
4/20/2017	<0.001	
7/18/2017	<0.001	
1/10/2018	<0.001	
7/11/2018	<0.001	
1/29/2019	<0.001	
3/26/2019	<0.001	
9/10/2019	0.00076 (J)	
3/31/2020	<0.001	
9/15/2020	<0.001	
3/16/2021	<0.001	
8/18/2021	<0.001	
2/22/2022	<0.001	
8/2/2022	<0.001	
2/6/2023	<0.001	
8/1/2023	<0.001	
2/6/2024		<0.001

ND substitution: RL or RL/2 if <15% NDs.

Prediction Limit

Constituent: Arsenic (mg/L) Analysis Run 3/11/2024 5:32 PM View: Appendix I - Intrawell

Plant McIntosh Client: Southern Company Data: McIntosh LF4 CCR

	GWA-14	GWA-14
12/7/2015	<0.001	
12/15/2015	<0.001	
12/29/2015	<0.001	
1/13/2016	<0.001	
1/25/2016	<0.001	
4/20/2016	<0.001	
6/14/2016	<0.001	
8/9/2016	<0.001	
9/27/2016	<0.001	
11/15/2016	<0.001	
1/11/2017	<0.001	
2/28/2017	<0.001	
4/20/2017	<0.001	
7/19/2017	<0.001	
1/11/2018	<0.001	
7/11/2018	<0.001	
1/29/2019	<0.001	
3/26/2019	<0.001	
9/10/2019	0.00043 (J)	
4/1/2020	<0.001	
9/15/2020	<0.001	
3/16/2021	<0.001	
8/17/2021	<0.001	
2/22/2022	<0.001	
8/2/2022	<0.001	
2/7/2023	<0.001	
8/2/2023	<0.001	
2/6/2024		<0.001

ND substitution: RL or RL/2 if <15% NDs.

Prediction Limit

Constituent: Arsenic (mg/L) Analysis Run 3/11/2024 5:32 PM View: Appendix I - Intrawell

Plant McIntosh Client: Southern Company Data: McIntosh LF4 CCR

	GWA-15	GWA-15
12/7/2015	<0.001	
12/15/2015	<0.001	
12/28/2015	<0.001	
1/13/2016	<0.001	
1/25/2016	<0.001	
4/21/2016	<0.001	
6/15/2016	<0.001	
8/9/2016	<0.001	
9/27/2016	<0.001	
11/15/2016	<0.001	
1/11/2017	<0.001	
2/28/2017	<0.001	
4/20/2017	<0.001	
7/19/2017	0.00056 (J)	
1/11/2018	<0.001	
7/11/2018	<0.001	
1/29/2019	<0.001	
3/26/2019	0.00075	
9/11/2019	0.00033 (J)	
4/1/2020	<0.001	
9/15/2020	<0.001	
3/17/2021	<0.001	
8/19/2021	<0.001	
2/22/2022	<0.001	
8/2/2022	<0.001	
2/7/2023	<0.001	
8/1/2023	<0.001	
2/6/2024		<0.001

ND substitution: RL or RL/2 if <15% NDs.

Prediction Limit

Constituent: Arsenic (mg/L) Analysis Run 3/11/2024 5:32 PM View: Appendix I - Intrawell

Plant McIntosh Client: Southern Company Data: McIntosh LF4 CCR

	GWA-16	GWA-16
12/7/2015	<0.001	
12/14/2015	<0.001	
12/28/2015	<0.001	
1/13/2016	<0.001	
1/25/2016	<0.001	
4/20/2016	<0.001	
6/15/2016	<0.001	
8/9/2016	<0.001	
9/27/2016	<0.001	
11/15/2016	<0.001	
1/11/2017	<0.001	
3/1/2017	<0.001	
4/20/2017	<0.001	
7/19/2017	<0.001	
1/11/2018	<0.001	
7/11/2018	<0.001	
1/29/2019	<0.001	
3/26/2019	<0.001	
9/10/2019	0.00036 (J)	
4/1/2020	<0.001	
9/15/2020	<0.001	
3/16/2021	<0.001	
8/17/2021	<0.001	
2/22/2022	<0.001	
8/2/2022	<0.001	
2/7/2023	<0.001	
8/1/2023	<0.001	
2/6/2024		<0.001

ND substitution: RL or RL/2 if <15% NDs.

Prediction Limit

Constituent: Arsenic (mg/L) Analysis Run 3/11/2024 5:32 PM View: Appendix I - Intrawell

Plant McIntosh Client: Southern Company Data: McIntosh LF4 CCR

	GWA-2	GWA-2
8/25/2004	<0.001	
9/11/2004	<0.001	
9/26/2004	<0.001	
10/13/2004	<0.001	
7/11/2005	<0.001	
12/7/2005	<0.001	
6/22/2006	<0.001	
11/28/2006	<0.001	
7/6/2007	<0.001	
12/13/2007	<0.001	
6/20/2008	<0.001	
12/7/2008	<0.001	
7/9/2009	<0.001	
12/28/2009	<0.001	
6/22/2010	<0.001	
1/4/2011	<0.001	
7/9/2011	<0.001	
1/21/2012	<0.001	
7/11/2012	<0.001	
1/20/2013	<0.001	
7/19/2013	<0.001	
1/15/2014	<0.001	
7/11/2014	<0.001	
1/16/2015	<0.001	
6/20/2015	<0.001	
1/16/2016	<0.001	
4/19/2016	<0.001	
6/14/2016	<0.001	
8/9/2016	<0.001	
9/26/2016	<0.001	
11/15/2016	<0.001	
1/10/2017	<0.001	
2/28/2017	<0.001	
4/19/2017	<0.001	
7/17/2017	<0.001	
1/10/2018	<0.001	
7/11/2018	<0.001	
1/29/2019	<0.001	
3/27/2019	<0.001	
9/11/2019	<0.001	
4/1/2020	<0.001	
9/15/2020	<0.001	
3/16/2021	<0.001	
8/17/2021	<0.001	
2/22/2022	<0.001	
8/2/2022	<0.001	
2/7/2023	<0.001	
8/1/2023	<0.001	
2/6/2024		<0.001

ND substitution: RL or RL/2 if <15% NDs.

Prediction Limit

Constituent: Arsenic (mg/L) Analysis Run 3/11/2024 5:32 PM View: Appendix I - Intrawell

Plant McIntosh Client: Southern Company Data: McIntosh LF4 CCR

	GWA-3	GWA-3
8/25/2004	<0.001	
9/11/2004	<0.001	
9/26/2004	<0.001	
10/13/2004	<0.001	
7/11/2005	<0.001	
12/7/2005	<0.001	
6/22/2006	<0.001	
11/28/2006	<0.001	
7/6/2007	<0.001	
12/13/2007	<0.001	
6/20/2008	<0.001	
12/7/2008	<0.001	
7/9/2009	<0.001	
12/28/2009	<0.001	
6/22/2010	<0.001	
1/5/2011	0.0089 (o)	
7/9/2011	<0.001	
1/20/2012	<0.001	
7/11/2012	<0.001	
1/19/2013	<0.001	
7/18/2013	<0.001	
1/15/2014	<0.001	
7/11/2014	<0.001	
1/15/2015	<0.001	
6/19/2015	<0.001	
1/16/2016	<0.001	
4/19/2016	<0.001	
6/14/2016	<0.001	
8/9/2016	<0.001	
9/27/2016	<0.001	
11/14/2016	<0.001	
1/10/2017	<0.001	
2/28/2017	0.00061 (J)	
4/19/2017	0.00069 (J)	
7/18/2017	<0.001	
1/10/2018	<0.001	
7/11/2018	<0.001	
1/29/2019	<0.001	
3/27/2019	0.0011	
9/11/2019	<0.001	
4/1/2020	<0.001	
9/15/2020	<0.001	
3/16/2021	<0.001	
8/17/2021	<0.001	
2/22/2022	<0.001	
8/2/2022	<0.001	
2/7/2023	<0.001	
8/2/2023	<0.001	
2/6/2024		<0.001

ND substitution: RL or RL/2 if <15% NDs.

Prediction Limit

Constituent: Arsenic (mg/L) Analysis Run 3/11/2024 5:32 PM View: Appendix I - Intrawell

Plant McIntosh Client: Southern Company Data: McIntosh LF4 CCR

	GWA-4A	GWA-4A
8/25/2004	<0.001	
9/11/2004	<0.001	
9/26/2004	<0.001	
10/13/2004	<0.001	
7/11/2005	<0.001	
12/7/2005	<0.001	
6/22/2006	<0.001	
11/28/2006	<0.001	
7/6/2007	<0.001	
12/13/2007	<0.001	
6/20/2008	<0.001	
12/7/2008	<0.001	
7/9/2009	<0.001	
12/30/2009	<0.001	
6/22/2010	<0.001	
1/4/2011	<0.001	
7/10/2011	<0.001	
1/21/2012	<0.001	
7/11/2012	<0.001	
1/20/2013	<0.001	
7/19/2013	<0.001	
1/16/2014	<0.001	
7/10/2014	<0.001	
1/16/2015	<0.001	
6/20/2015	<0.001	
1/14/2016	<0.001	
4/20/2016	<0.001	
6/14/2016	0.00016 (J)	
8/11/2016	0.00096 (J)	
9/27/2016	0.0026	
11/14/2016	0.0017	
1/10/2017	0.0021	
2/28/2017	0.0027	
4/20/2017	0.0014	
7/18/2017	0.0012 (J)	
1/10/2018	0.00068 (J)	
7/11/2018	<0.001	
1/29/2019	<0.001	
3/26/2019	0.0005	
9/10/2019	0.00051 (J)	
3/31/2020	<0.001	
9/16/2020	<0.001	
3/17/2021	<0.001	
8/19/2021	<0.001	
2/23/2022	0.00035 (J)	
8/3/2022	<0.001	
2/7/2023	<0.001	
8/1/2023	<0.001	
2/6/2024		<0.001

ND substitution: RL or RL/2 if <15% NDs.

Prediction Limit

Constituent: Arsenic (mg/L) Analysis Run 3/11/2024 5:32 PM View: Appendix I - Intrawell

Plant McIntosh Client: Southern Company Data: McIntosh LF4 CCR

	GWA-5	GWA-5
8/25/2004	<0.001	
9/11/2004	<0.001	
9/26/2004	<0.001	
10/13/2004	<0.001	
7/11/2005	<0.001	
12/7/2005	<0.001	
6/22/2006	<0.001	
11/28/2006	<0.001	
7/6/2007	<0.001	
12/13/2007	<0.001	
6/20/2008	<0.001	
12/7/2008	<0.001	
7/9/2009	<0.001	
12/29/2009	<0.001	
6/22/2010	<0.001	
1/4/2011	<0.001	
7/9/2011	<0.001	
1/21/2012	<0.001	
7/11/2012	<0.001	
1/19/2013	<0.001	
7/18/2013	<0.001	
1/15/2014	<0.001	
7/10/2014	<0.001	
1/15/2015	<0.001	
6/19/2015	<0.001	
1/14/2016	<0.001	
4/20/2016	<0.001	
6/14/2016	5E-05 (J)	
8/9/2016	<0.001	
9/27/2016	<0.001	
11/15/2016	<0.001	
1/11/2017	<0.001	
1/19/2017	<0.001	
1/24/2017	0.0027	
2/28/2017	<0.001	
4/20/2017	<0.001	
7/18/2017	<0.001	
1/10/2018	<0.001	
7/11/2018	<0.001	
1/29/2019	<0.001	
3/26/2019	<0.001	
9/10/2019	0.00035 (J)	
3/31/2020	<0.001	
9/15/2020	<0.001	
3/17/2021	<0.001	
8/19/2021	<0.001	
2/22/2022	<0.001	
8/2/2022	<0.001	
2/7/2023	<0.001	
8/1/2023	<0.001	
2/6/2024		<0.001

ND substitution: RL or RL/2 if <15% NDs.

Prediction Limit

Constituent: Arsenic (mg/L) Analysis Run 3/11/2024 5:32 PM View: Appendix I - Intrawell

Plant McIntosh Client: Southern Company Data: McIntosh LF4 CCR

	GWC-1	GWC-1
8/25/2004	<0.001	
9/11/2004	<0.001	
9/26/2004	<0.001	
7/11/2005	<0.001	
12/7/2005	<0.001	
6/22/2006	<0.001	
11/28/2006	<0.001	
7/6/2007	<0.001	
12/13/2007	<0.001	
6/20/2008	<0.001	
12/7/2008	<0.001	
7/9/2009	<0.001	
12/28/2009	<0.001	
6/22/2010	<0.001	
1/4/2011	<0.001	
7/9/2011	<0.001	
1/21/2012	<0.001	
7/11/2012	<0.001	
1/20/2013	<0.001	
7/19/2013	<0.001	
1/15/2014	<0.001	
7/11/2014	<0.001	
1/16/2015	<0.001	
6/20/2015	<0.001	
1/16/2016	<0.001	
4/20/2016	<0.001	
6/15/2016	<0.001	
8/10/2016	<0.001	
9/27/2016	<0.001	
11/15/2016	<0.001	
1/12/2017	<0.001	
1/23/2017	<0.001	
3/1/2017	<0.001	
4/20/2017	<0.001	
7/19/2017	<0.001	
1/11/2018	<0.001	
7/12/2018	<0.001	
1/30/2019	<0.001	
3/27/2019	<0.001	
9/11/2019	<0.001	
4/1/2020	<0.001	
9/15/2020	<0.001	
3/16/2021	<0.001	
8/18/2021	0.0004 (J)	
2/23/2022	<0.001	
8/3/2022	<0.001	
2/7/2023	<0.001	
8/2/2023	<0.001	
2/7/2024		<0.001

ND substitution: RL or RL/2 if <15% NDs.

Prediction Limit

Constituent: Arsenic (mg/L) Analysis Run 3/11/2024 5:32 PM View: Appendix I - Intrawell

Plant McIntosh Client: Southern Company Data: McIntosh LF4 CCR

	GWC-10	GWC-10
8/25/2004	<0.001	
9/11/2004	<0.001	
9/26/2004	<0.001	
10/13/2004	<0.001	
7/11/2005	<0.001	
12/7/2005	<0.001	
6/22/2006	<0.001	
11/28/2006	<0.001	
7/6/2007	<0.001	
12/13/2007	<0.001	
6/20/2008	<0.001	
12/7/2008	<0.001	
7/10/2009	<0.001	
12/29/2009	<0.001	
6/22/2010	<0.001	
1/4/2011	<0.001	
7/10/2011	<0.001	
1/21/2012	<0.001	
7/11/2012	<0.001	
1/20/2013	<0.001	
7/19/2013	<0.001	
1/16/2014	<0.001	
7/10/2014	<0.001	
1/16/2015	<0.001	
6/20/2015	<0.001	
1/16/2016	<0.001	
4/21/2016	<0.001	
6/16/2016	0.0004 (J)	
8/10/2016	<0.001	
9/27/2016	<0.001	
11/15/2016	<0.001	
1/12/2017	0.00077 (J)	
3/1/2017	<0.001	
4/24/2017	<0.001	
7/24/2017	<0.001	
1/11/2018	0.00046 (J)	
7/12/2018	<0.001	
1/30/2019	<0.001	
3/27/2019	0.0013	
9/11/2019	0.00082 (J)	
4/1/2020	0.00055 (J)	
9/15/2020	0.00041 (J)	
3/16/2021	0.00069 (J)	
8/18/2021	0.00045 (J)	
2/23/2022	0.00048 (J)	
8/3/2022	0.00052 (J)	
2/8/2023	<0.001	
8/2/2023	<0.001	
2/7/2024		0.0013

ND substitution: RL or RL/2 if <15% NDs.

Prediction Limit

Constituent: Arsenic (mg/L) Analysis Run 3/11/2024 5:32 PM View: Appendix I - Intrawell

Plant McIntosh Client: Southern Company Data: McIntosh LF4 CCR

	GWC-11	GWC-11
8/25/2004	<0.005	
9/11/2004	<0.005	
9/26/2004	<0.005	
10/13/2004	<0.005	
7/11/2005	<0.005	
12/7/2005	<0.005	
6/22/2006	<0.005	
11/28/2006	<0.005	
7/6/2007	<0.005	
12/13/2007	<0.005	
6/20/2008	<0.005	
12/7/2008	<0.005	
7/10/2009	<0.005	
12/29/2009	<0.005	
6/22/2010	<0.005	
1/5/2011	<0.005	
7/9/2011	<0.005	
1/21/2012	<0.005	
7/11/2012	<0.005	
1/19/2013	<0.005	
7/19/2013	<0.005	
1/15/2014	<0.005	
7/11/2014	<0.005	
1/16/2015	<0.005	
6/20/2015	<0.005	
1/14/2016	<0.005	
4/20/2016	0.00117 (J)	
6/15/2016	0.0013 (J)	
8/10/2016	0.0013	
9/27/2016	0.0011 (J)	
11/15/2016	0.001 (J)	
1/12/2017	0.0016	
3/1/2017	0.00092 (J)	
4/24/2017	0.0011 (J)	
7/24/2017	0.00086 (J)	
1/11/2018	0.0012 (J)	
7/12/2018	0.001 (J)	
1/30/2019	0.0015 (J)	
3/27/2019	0.0013	
9/11/2019	0.0017	
4/2/2020	0.0014	
9/15/2020	0.0011	
3/17/2021	0.0014	
8/18/2021	0.0013	
2/23/2022	0.0013	
8/2/2022	0.0013	
2/8/2023	0.0017	
8/2/2023	0.0014	
2/7/2024		0.002

ND substitution: RL or RL/2 if <15% NDs.

Prediction Limit

Constituent: Arsenic (mg/L) Analysis Run 3/11/2024 5:32 PM View: Appendix I - Intrawell

Plant McIntosh Client: Southern Company Data: McIntosh LF4 CCR

	GWC-12	GWC-12
8/25/2004	<0.001	
9/11/2004	<0.001	
9/26/2004	<0.001	
10/13/2004	<0.001	
7/11/2005	<0.001	
12/7/2005	<0.001	
6/22/2006	<0.001	
11/28/2006	<0.001	
7/6/2007	<0.001	
12/13/2007	<0.001	
6/20/2008	<0.001	
12/7/2008	<0.001	
7/10/2009	<0.001	
12/28/2009	<0.001	
6/22/2010	<0.001	
1/4/2011	<0.001	
7/9/2011	<0.001	
1/20/2012	<0.001	
7/11/2012	<0.001	
1/19/2013	<0.001	
7/18/2013	<0.001	
1/15/2014	<0.001	
7/11/2014	<0.001	
1/15/2015	<0.001	
6/19/2015	<0.001	
1/16/2016	<0.001	
4/20/2016	<0.001	
6/15/2016	<0.001	
8/10/2016	<0.001	
9/27/2016	<0.001	
11/15/2016	<0.001	
1/12/2017	0.00062 (J)	
3/1/2017	<0.001	
4/20/2017	<0.001	
7/20/2017	0.00053 (J)	
1/11/2018	<0.001	
7/12/2018	<0.001	
1/30/2019	<0.001	
3/27/2019	0.0011	
9/11/2019	0.00032 (J)	
4/1/2020	<0.001	
9/16/2020	<0.001	
3/16/2021	<0.001	
8/18/2021	<0.001	
2/23/2022	<0.001	
8/3/2022	<0.001	
2/7/2023	<0.001	
8/2/2023	<0.001	
2/8/2024		<0.001

ND substitution: RL or RL/2 if <15% NDs.

Prediction Limit

Constituent: Arsenic (mg/L) Analysis Run 3/11/2024 5:32 PM View: Appendix I - Intrawell

Plant McIntosh Client: Southern Company Data: McIntosh LF4 CCR

	GWC-17	GWC-17
12/8/2015	<0.001	
12/14/2015	<0.001	
12/28/2015	<0.001	
1/13/2016	<0.001	
1/26/2016	<0.001	
4/20/2016	<0.001	
6/15/2016	0.00015 (J)	
8/9/2016	<0.001	
9/27/2016	<0.001	
11/15/2016	<0.001	
1/11/2017	<0.001	
3/1/2017	<0.001	
4/20/2017	<0.001	
7/19/2017	0.00047 (J)	
1/11/2018	<0.001	
7/11/2018	<0.001	
1/29/2019	<0.001	
3/27/2019	0.00097	
9/11/2019	0.00038 (J)	
4/1/2020	<0.001	
9/15/2020	<0.001	
3/16/2021	<0.001	
8/19/2021	<0.001	
2/22/2022	<0.001	
8/2/2022	<0.001	
2/8/2023	<0.001	
8/2/2023	<0.001	
2/6/2024		<0.001

ND substitution: RL or RL/2 if <15% NDs.

Prediction Limit

Constituent: Arsenic (mg/L) Analysis Run 3/11/2024 5:32 PM View: Appendix I - Intrawell

Plant McIntosh Client: Southern Company Data: McIntosh LF4 CCR

	GWC-18	GWC-18
12/8/2015	<0.0013	
12/14/2015	<0.0013	
12/28/2015	<0.0013	
1/14/2016	<0.0013	
1/26/2016	<0.0013	
4/19/2016	0.00112 (J)	
6/16/2016	0.0011 (J)	
8/11/2016	0.001 (J)	
9/28/2016	0.00062 (J)	
11/16/2016	0.00046 (J)	
1/11/2017	0.00093 (J)	
3/1/2017	0.0006 (J)	
4/25/2017	0.0011 (J)	
7/25/2017	0.001 (J)	
1/12/2018	0.00095 (J)	
7/11/2018	0.0007 (J)	
1/30/2019	<0.0013	
3/27/2019	0.0019	
9/11/2019	0.0012	
4/1/2020	0.00067	
9/15/2020	0.00076 (J)	
3/17/2021	0.00072 (J)	
8/19/2021	0.00059 (J)	
2/23/2022	0.00098 (J)	
8/2/2022	0.0009 (J)	
2/7/2023	0.0011	
8/2/2023	0.001	
2/7/2024		0.0018

ND substitution: RL or RL/2 if <15% NDs.

Prediction Limit

Constituent: Arsenic (mg/L) Analysis Run 3/11/2024 5:32 PM View: Appendix I - Intrawell

Plant McIntosh Client: Southern Company Data: McIntosh LF4 CCR

	GWC-19	GWC-19
12/8/2015	<0.001	
12/15/2015	<0.001	
12/28/2015	<0.001	
1/14/2016	<0.001	
1/26/2016	<0.001	
4/19/2016	<0.001	
6/16/2016	0.00026 (J)	
8/10/2016	<0.001	
9/28/2016	<0.001	
11/15/2016	<0.001	
1/16/2017	0.00067 (J)	
3/1/2017	<0.001	
4/25/2017	<0.001	
7/25/2017	<0.001	
1/12/2018	<0.001	
7/11/2018	<0.001	
1/29/2019	<0.001	
3/27/2019	<0.001	
9/11/2019	0.00057 (J)	
4/1/2020	<0.001	
9/16/2020	<0.001	
3/16/2021	<0.001	
8/19/2021	<0.001	
2/23/2022	0.00028 (J)	
8/3/2022	<0.001	
2/8/2023	<0.001	
8/2/2023	<0.001	
2/7/2024		0.00092 (J)

ND substitution: RL or RL/2 if <15% NDs.

Prediction Limit

Constituent: Arsenic (mg/L) Analysis Run 3/11/2024 5:32 PM View: Appendix I - Intrawell

Plant McIntosh Client: Southern Company Data: McIntosh LF4 CCR

	GWC-20	GWC-20
12/9/2015	<0.001	
12/14/2015	<0.001	
12/29/2015	<0.001	
1/14/2016	<0.001	
1/25/2016	<0.001	
4/21/2016	<0.001	
6/16/2016	0.00014 (J)	
8/10/2016	<0.001	
9/27/2016	<0.001	
11/15/2016	<0.001	
1/13/2017	<0.001	
3/1/2017	<0.001	
4/25/2017	0.00046 (J)	
7/25/2017	<0.001	
1/12/2018	<0.001	
7/11/2018	<0.001	
1/29/2019	<0.001	
3/27/2019	<0.001	
9/11/2019	0.00066 (J)	
4/1/2020	<0.001	
9/15/2020	<0.001	
3/16/2021	<0.001	
8/19/2021	<0.001	
2/22/2022	<0.001	
8/3/2022	<0.001	
2/8/2023	<0.001	
8/2/2023	<0.001	
2/7/2024		<0.001

ND substitution: RL or RL/2 if <15% NDs.

Prediction Limit

Constituent: Arsenic (mg/L) Analysis Run 3/11/2024 5:32 PM View: Appendix I - Intrawell

Plant McIntosh Client: Southern Company Data: McIntosh LF4 CCR

	GWC-21	GWC-21
12/9/2015	<0.001	
12/14/2015	<0.001	
12/29/2015	0.0022 (J)	
1/14/2016	0.002 (J)	
1/25/2016	<0.001	
4/21/2016	<0.001	
6/16/2016	0.00046 (J)	
8/10/2016	<0.001	
9/27/2016	0.00084 (J)	
11/15/2016	<0.001	
1/12/2017	<0.001	
3/1/2017	<0.001	
4/24/2017	<0.001	
7/25/2017	<0.001	
1/11/2018	<0.001	
7/11/2018	<0.001	
1/30/2019	<0.001	
3/27/2019	0.00074	
9/11/2019	0.00064 (J)	
4/1/2020	<0.001	
9/15/2020	<0.001	
3/17/2021	<0.001	
8/19/2021	<0.001	
2/23/2022	<0.001	
8/4/2022	<0.001	
2/8/2023	<0.001	
8/3/2023	<0.001	
2/7/2024		<0.001

ND substitution: RL or RL/2 if <15% NDs.

Prediction Limit

Constituent: Arsenic (mg/L) Analysis Run 3/11/2024 5:32 PM View: Appendix I - Intrawell

Plant McIntosh Client: Southern Company Data: McIntosh LF4 CCR

	GWC-23	GWC-23
6/16/2016	0.00043 (J)	
8/10/2016	0.0021	
9/28/2016	0.0011 (J)	
11/16/2016	0.0011 (J)	
1/17/2017	0.00064 (J)	
3/2/2017	<0.001	
4/25/2017	0.0007 (J)	
7/13/2017	<0.001	
7/25/2017	<0.001	
1/12/2018	<0.001	
7/12/2018	<0.001	
1/30/2019	<0.001	
3/27/2019	0.00079	
9/11/2019	0.00051 (J)	
4/1/2020	<0.001	
9/15/2020	<0.001	
3/17/2021	<0.001	
8/19/2021	<0.001	
2/23/2022	<0.001	
8/4/2022	0.00053 (J)	
2/8/2023	<0.001	
8/3/2023	<0.001	
2/7/2024		<0.001

ND substitution: RL or RL/2 if <15% NDs.

Prediction Limit

Constituent: Arsenic (mg/L) Analysis Run 3/11/2024 5:32 PM View: Appendix I - Intrawell

Plant McIntosh Client: Southern Company Data: McIntosh LF4 CCR

	GWC-9	GWC-9
8/25/2004	<0.001	
9/11/2004	<0.001	
9/26/2004	<0.001	
10/13/2004	<0.001	
7/11/2005	<0.001	
12/7/2005	<0.001	
6/22/2006	<0.001	
11/28/2006	<0.001	
7/6/2007	<0.001	
12/13/2007	<0.001	
6/20/2008	<0.001	
12/7/2008	<0.001	
7/9/2009	<0.001	
12/29/2009	<0.001	
6/22/2010	<0.001	
1/5/2011	<0.001	
7/9/2011	<0.001	
1/21/2012	<0.001	
7/11/2012	<0.001	
1/19/2013	<0.001	
7/18/2013	<0.001	
1/15/2014	<0.001	
7/10/2014	<0.001	
1/16/2015	<0.001	
6/20/2015	<0.001	
1/14/2016	<0.001	
4/19/2016	<0.001	
6/15/2016	<0.001	
8/10/2016	<0.001	
9/27/2016	<0.001	
11/15/2016	<0.001	
1/13/2017	0.00055 (J)	
3/1/2017	<0.001	
4/24/2017	<0.001	
7/24/2017	<0.001	
1/12/2018	<0.001	
7/12/2018	<0.001	
1/30/2019	<0.001	
3/27/2019	0.00073	
9/11/2019	0.00044 (J)	
4/1/2020	<0.001	
9/16/2020	<0.001	
3/17/2021	<0.001	
8/19/2021	<0.001	
2/23/2022	<0.001	
8/3/2022	<0.001	
2/8/2023	<0.001	
8/2/2023	<0.001	
2/7/2024		0.00095 (J)

ND substitution: RL or RL/2 if <15% NDs.

Prediction Limit

Constituent: Barium (mg/L) Analysis Run 3/11/2024 5:32 PM View: Appendix I - Intrawell

Plant McIntosh Client: Southern Company Data: McIntosh LF4 CCR

	GWA-13	GWA-13
12/7/2015	0.015	
12/15/2015	0.015	
12/29/2015	0.016	
1/13/2016	0.017	
1/25/2016	0.017	
4/20/2016	0.0144	
6/14/2016	0.015	
8/9/2016	0.013	
9/27/2016	0.015	
11/15/2016	0.015	
1/12/2017	0.012	
2/28/2017	0.016	
4/20/2017	0.015	
7/18/2017	0.015	
1/10/2018	0.015	
7/11/2018	0.015	
1/29/2019	0.019	
3/26/2019	0.016	
9/10/2019	0.03	
3/31/2020	0.015	
9/15/2020	0.014	
3/16/2021	0.018	
8/18/2021	0.018	
2/22/2022	0.019	
8/2/2022	0.016	
2/6/2023	0.016	
8/1/2023	0.019	
2/6/2024		0.019

Prediction Limit

Constituent: Barium (mg/L) Analysis Run 3/11/2024 5:32 PM View: Appendix I - Intrawell

Plant McIntosh Client: Southern Company Data: McIntosh LF4 CCR

	GWA-14	GWA-14
12/7/2015	0.018	
12/15/2015	0.017	
12/29/2015	0.018	
1/13/2016	0.018	
1/25/2016	0.018	
4/20/2016	0.0143	
6/14/2016	0.012	
8/9/2016	0.011	
9/27/2016	0.01	
11/15/2016	0.012	
1/11/2017	0.011	
2/28/2017	0.011	
4/20/2017	0.011	
7/19/2017	0.012	
1/11/2018	0.012	
7/11/2018	0.012	
1/29/2019	0.013	
3/26/2019	0.012	
9/10/2019	0.016	
4/1/2020	0.013	
9/15/2020	0.012	
3/16/2021	0.013	
8/17/2021	0.014	
2/22/2022	0.014	
8/2/2022	0.014	
2/7/2023	0.014	
8/2/2023	0.014	
2/6/2024		0.016

Prediction Limit

Constituent: Barium (mg/L) Analysis Run 3/11/2024 5:32 PM View: Appendix I - Intrawell

Plant McIntosh Client: Southern Company Data: McIntosh LF4 CCR

	GWA-15	GWA-15
12/7/2015	0.027	
12/15/2015	0.028	
12/28/2015	0.026	
1/13/2016	0.026	
1/25/2016	0.027	
4/21/2016	0.0262	
6/15/2016	0.024	
8/9/2016	0.023	
9/27/2016	0.023	
11/15/2016	0.023	
1/11/2017	0.022	
2/28/2017	0.023	
4/20/2017	0.024	
7/19/2017	0.025	
1/11/2018	0.023	
7/11/2018	0.025	
1/29/2019	0.027	
3/26/2019	0.028	
9/11/2019	0.023	
4/1/2020	0.026	
9/15/2020	0.023	
3/17/2021	0.028	
8/19/2021	0.022	
2/22/2022	0.026	
8/2/2022	0.023	
2/7/2023	0.025	
8/1/2023	0.024	
2/6/2024		0.029

Prediction Limit

Constituent: Barium (mg/L) Analysis Run 3/11/2024 5:32 PM View: Appendix I - Intrawell

Plant McIntosh Client: Southern Company Data: McIntosh LF4 CCR

	GWA-16	GWA-16
12/7/2015	0.027	
12/14/2015	0.028	
12/28/2015	0.029	
1/13/2016	0.028	
1/25/2016	0.027	
4/20/2016	0.0259	
6/15/2016	0.024	
8/9/2016	0.023	
9/27/2016	0.021	
11/15/2016	0.023	
1/11/2017	0.021	
3/1/2017	0.022	
4/20/2017	0.022	
7/19/2017	0.024	
1/11/2018	0.022	
7/11/2018	0.023	
1/29/2019	0.026	
3/26/2019	0.023	
9/10/2019	0.039	
4/1/2020	0.022	
9/15/2020	0.024	
3/16/2021	0.025	
8/17/2021	0.024	
2/22/2022	0.026	
8/2/2022	0.029	
2/7/2023	0.026	
8/1/2023	0.031	
2/6/2024		0.028

Prediction Limit

Constituent: Barium (mg/L) Analysis Run 3/11/2024 5:32 PM View: Appendix I - Intrawell

Plant McIntosh Client: Southern Company Data: McIntosh LF4 CCR

	GWA-2	GWA-2
8/25/2004	0.018	
9/11/2004	0.019	
9/26/2004	0.02	
10/13/2004	0.017	
7/11/2005	0.012	
12/7/2005	0.014	
6/22/2006	0.018	
11/28/2006	0.015	
7/6/2007	0.014	
12/13/2007	0.014	
6/20/2008	0.018	
12/7/2008	0.013	
7/9/2009	0.019	
12/28/2009	0.012	
6/22/2010	0.02	
1/4/2011	0.02	
7/9/2011	0.028	
1/21/2012	0.026	
7/11/2012	0.038	
1/20/2013	0.025	
7/19/2013	0.018	
1/15/2014	0.026	
7/11/2014	0.029	
1/16/2015	0.021	
6/20/2015	0.031	
1/16/2016	0.031	
4/19/2016	0.0305	
6/14/2016	0.03	
8/9/2016	0.032	
9/26/2016	0.031	
11/15/2016	0.033	
1/10/2017	0.031	
2/28/2017	0.033	
4/19/2017	0.032	
7/17/2017	0.033	
1/10/2018	0.034	
7/11/2018	0.035	
1/29/2019	0.034	
3/27/2019	0.03	
9/11/2019	0.034	
4/1/2020	0.037	
9/15/2020	0.036	
3/16/2021	0.035	
8/17/2021	0.037	
2/22/2022	0.038	
8/2/2022	0.032	
2/7/2023	0.033	
8/1/2023	0.037	
2/6/2024		0.038

Prediction Limit

Constituent: Barium (mg/L) Analysis Run 3/11/2024 5:32 PM View: Appendix I - Intrawell

Plant McIntosh Client: Southern Company Data: McIntosh LF4 CCR

	GWA-3	GWA-3
8/25/2004	0.025	
9/11/2004	0.015	
9/26/2004	0.017	
10/13/2004	0.017	
7/11/2005	0.012	
12/7/2005	0.012	
6/22/2006	0.016	
11/28/2006	0.017	
7/6/2007	0.1 (O)	
12/13/2007	0.01	
6/20/2008	0.026	
12/7/2008	0.097 (O)	
7/9/2009	0.01	
12/28/2009	0.0091	
6/22/2010	0.011	
1/5/2011	0.21 (O)	
7/9/2011	0.035	
1/20/2012	0.021	
7/11/2012	0.009	
1/19/2013	0.01	
7/18/2013	0.014	
1/15/2014	0.016	
7/11/2014	0.016	
1/15/2015	0.014	
6/19/2015	0.013	
1/16/2016	0.021	
4/19/2016	0.0217	
6/14/2016	0.024	
8/9/2016	0.023	
9/27/2016	0.016	
11/14/2016	0.014	
1/10/2017	0.015	
2/28/2017	0.017	
4/19/2017	0.013	
7/18/2017	0.012	
1/10/2018	0.016	
7/11/2018	0.015	
1/29/2019	0.017	
3/27/2019	0.014	
9/11/2019	0.015	
4/1/2020	0.014	
9/15/2020	0.015	
3/16/2021	0.015	
8/17/2021	0.015	
2/22/2022	0.015	
8/2/2022	0.012	
2/7/2023	0.012	
8/2/2023	0.015	
2/6/2024		0.012

Prediction Limit

Constituent: Barium (mg/L) Analysis Run 3/11/2024 5:32 PM View: Appendix I - Intrawell

Plant McIntosh Client: Southern Company Data: McIntosh LF4 CCR

	GWA-4A	GWA-4A
8/25/2004	0.0096	
9/11/2004	0.024	
9/26/2004	0.027	
10/13/2004	0.022	
7/11/2005	0.029	
12/7/2005	0.023	
6/22/2006	0.026	
11/28/2006	0.039	
7/6/2007	0.037	
12/13/2007	0.029	
6/20/2008	0.037	
12/7/2008	0.025	
7/9/2009	0.028	
12/30/2009	0.017	
6/22/2010	0.032	
1/4/2011	0.02	
7/10/2011	0.032	
1/21/2012	0.026	
7/11/2012	0.023	
1/20/2013	0.011	
7/19/2013	0.018	
1/16/2014	0.015	
7/10/2014	0.025	
1/16/2015	0.022	
6/20/2015	0.015	
1/14/2016	0.016	
4/20/2016	0.0234	
6/14/2016	0.019	
8/11/2016	0.024	
9/27/2016	0.035	
11/14/2016	0.034	
1/10/2017	0.021	
2/28/2017	0.021	
4/20/2017	0.019	
7/18/2017	0.018	
1/10/2018	0.021	
7/11/2018	0.029	
1/29/2019	0.025	
3/26/2019	0.023	
9/10/2019	0.026	
3/31/2020	0.017	
9/16/2020	0.016	
3/17/2021	0.014	
8/19/2021	0.013	
2/23/2022	0.015	
8/3/2022	0.032	
2/7/2023	0.015	
8/1/2023	0.016	
2/6/2024		0.019

Prediction Limit

Constituent: Barium (mg/L) Analysis Run 3/11/2024 5:32 PM View: Appendix I - Intrawell

Plant McIntosh Client: Southern Company Data: McIntosh LF4 CCR

	GWA-5	GWA-5
8/25/2004	0.016	
9/11/2004	0.02	
9/26/2004	0.016	
10/13/2004	0.014	
7/11/2005	0.014	
12/7/2005	0.014	
6/22/2006	0.019	
11/28/2006	0.016	
7/6/2007	0.018	
12/13/2007	0.015	
6/20/2008	0.018	
12/7/2008	0.016	
7/9/2009	0.019	
12/29/2009	0.02	
6/22/2010	0.027	
1/4/2011	0.025	
7/9/2011	0.022	
1/21/2012	0.024	
7/11/2012	0.024	
1/19/2013	0.026	
7/18/2013	0.024	
1/15/2014	0.026	
7/10/2014	0.036	
1/15/2015	0.035	
6/19/2015	0.066	
1/14/2016	0.059	
4/20/2016	0.0553	
6/14/2016	0.035	
8/9/2016	0.035	
9/27/2016	0.038	
11/15/2016	0.039	
1/11/2017	0.037	
1/19/2017	0.079	
1/24/2017	0.42 (o)	
2/28/2017	0.042	
4/20/2017	0.04	
7/18/2017	0.04	
1/10/2018	0.048	
7/11/2018	0.044	
1/29/2019	0.05	
3/26/2019	0.046	
9/10/2019	0.044	
3/31/2020	0.044	
9/15/2020	0.041	
3/17/2021	0.04	
8/19/2021	0.038	
2/22/2022	0.041	
8/2/2022	0.043	
2/7/2023	0.039	
8/1/2023	0.041	
2/6/2024		0.039

Prediction Limit

Constituent: Barium (mg/L) Analysis Run 3/11/2024 5:32 PM View: Appendix I - Intrawell

Plant McIntosh Client: Southern Company Data: McIntosh LF4 CCR

	GWC-1	GWC-1
8/25/2004	0.02	
9/11/2004	0.021	
9/26/2004	0.019	
7/11/2005	0.017	
12/7/2005	0.018	
6/22/2006	0.018	
11/28/2006	0.026	
7/6/2007	0.014	
12/13/2007	0.013	
6/20/2008	0.019	
12/7/2008	0.019	
7/9/2009	0.029	
12/28/2009	0.039	
6/22/2010	0.032	
1/4/2011	0.024	
7/9/2011	0.034	
1/21/2012	0.022	
7/11/2012	0.023	
1/20/2013	0.027	
7/19/2013	0.037	
1/15/2014	0.032	
7/11/2014	0.034	
1/16/2015	0.032	
6/20/2015	0.037	
1/16/2016	0.051	
4/20/2016	0.0554	
6/15/2016	0.046	
8/10/2016	0.042	
9/27/2016	0.042	
11/15/2016	0.042	
1/12/2017	0.046	
1/23/2017	0.023	
3/1/2017	0.048	
4/20/2017	0.046	
7/19/2017	0.045	
1/11/2018	0.046	
7/12/2018	0.045	
1/30/2019	0.05	
3/27/2019	0.045	
9/11/2019	0.038	
4/1/2020	0.041	
9/15/2020	0.038	
3/16/2021	0.039	
8/18/2021	0.034	
2/23/2022	0.039	
8/3/2022	0.029	
2/7/2023	0.031	
8/2/2023	0.03	
2/7/2024		0.032

Prediction Limit

Constituent: Barium (mg/L) Analysis Run 3/11/2024 5:32 PM View: Appendix I - Intrawell

Plant McIntosh Client: Southern Company Data: McIntosh LF4 CCR

	GWC-10	GWC-10
8/25/2004	0.036	
9/11/2004	0.036	
9/26/2004	0.035	
10/13/2004	0.035	
7/11/2005	0.017	
12/7/2005	0.017	
6/22/2006	0.015	
11/28/2006	0.032	
7/6/2007	0.03	
12/13/2007	0.039	
6/20/2008	0.038	
12/7/2008	0.034	
7/10/2009	0.032	
12/29/2009	0.03	
6/22/2010	0.024	
1/4/2011	0.017	
7/10/2011	0.03	
1/21/2012	0.022	
7/11/2012	0.025	
1/20/2013	0.029	
7/19/2013	0.02	
1/16/2014	0.022	
7/10/2014	0.018	
1/16/2015	0.019	
6/20/2015	0.021	
1/16/2016	0.019	
4/21/2016	0.0178	
6/16/2016	0.022	
8/10/2016	0.015	
9/27/2016	0.014	
11/15/2016	0.015	
1/12/2017	0.015	
3/1/2017	0.017	
4/24/2017	0.014	
7/24/2017	0.015	
1/11/2018	0.013	
7/12/2018	0.024	
1/30/2019	0.023	
3/27/2019	0.019	
9/11/2019	0.021	
4/1/2020	0.035	
9/15/2020	0.023	
3/16/2021	0.019	
8/18/2021	0.018	
2/23/2022	0.018	
8/3/2022	0.017	
2/8/2023	0.017	
8/2/2023	0.016	
2/7/2024		0.017

Prediction Limit

Constituent: Barium (mg/L) Analysis Run 3/11/2024 5:32 PM View: Appendix I - Intrawell

Plant McIntosh Client: Southern Company Data: McIntosh LF4 CCR

	GWC-11	GWC-11
8/25/2004	0.018	
9/11/2004	0.022	
9/26/2004	0.022	
10/13/2004	0.017	
7/11/2005	0.015	
12/7/2005	0.012	
6/22/2006	0.012	
11/28/2006	0.013	
7/6/2007	0.012	
12/13/2007	0.013	
6/20/2008	0.026	
12/7/2008	0.093 (O)	
7/10/2009	0.013	
12/29/2009	0.012	
6/22/2010	0.014	
1/5/2011	0.011	
7/9/2011	0.012	
1/21/2012	0.017	
7/11/2012	0.015	
1/19/2013	0.013	
7/19/2013	0.012	
1/15/2014	0.012	
7/11/2014	0.012	
1/16/2015	0.011	
6/20/2015	0.013	
1/14/2016	0.016	
4/20/2016	0.0113	
6/15/2016	0.013	
8/10/2016	0.01	
9/27/2016	0.01	
11/15/2016	0.011	
1/12/2017	0.01	
3/1/2017	0.011	
4/24/2017	0.01	
7/24/2017	0.0089	
1/11/2018	0.01	
7/12/2018	0.016	
1/30/2019	0.014 (J)	
3/27/2019	0.013	
9/11/2019	0.011	
4/2/2020	0.011	
9/15/2020	0.015	
3/17/2021	0.016	
8/18/2021	0.011	
2/23/2022	0.01	
8/2/2022	0.011	
2/8/2023	0.011	
8/2/2023	0.01	
2/7/2024		0.011

Prediction Limit

Constituent: Barium (mg/L) Analysis Run 3/11/2024 5:32 PM View: Appendix I - Intrawell

Plant McIntosh Client: Southern Company Data: McIntosh LF4 CCR

	GWC-12	GWC-12
8/25/2004	0.014	
9/11/2004	0.014	
9/26/2004	0.014	
10/13/2004	0.013	
7/11/2005	0.011	
12/7/2005	0.012	
6/22/2006	0.012	
11/28/2006	0.011	
7/6/2007	0.014	
12/13/2007	0.011	
6/20/2008	0.011	
12/7/2008	0.01	
7/10/2009	0.011	
12/28/2009	0.011	
6/22/2010	0.011	
1/4/2011	0.013	
7/9/2011	0.015	
1/20/2012	0.013	
7/11/2012	0.015	
1/19/2013	0.014	
7/18/2013	0.013	
1/15/2014	0.013	
7/11/2014	0.016	
1/15/2015	0.012	
6/19/2015	0.015	
1/16/2016	0.013	
4/20/2016	0.0114	
6/15/2016	0.0095 (J)	
8/10/2016	0.0094	
9/27/2016	0.011	
11/15/2016	0.0096	
1/12/2017	0.01	
3/1/2017	0.011	
4/20/2017	0.01	
7/20/2017	0.011	
1/11/2018	0.01	
7/12/2018	0.011	
1/30/2019	0.011 (J)	
3/27/2019	0.0099	
9/11/2019	0.01	
4/1/2020	0.0097 (J)	
9/16/2020	0.011	
3/16/2021	0.01	
8/18/2021	0.01	
2/23/2022	0.01	
8/3/2022	0.011	
2/7/2023	0.011	
8/2/2023	0.014	
2/8/2024		0.011

Prediction Limit

Constituent: Barium (mg/L) Analysis Run 3/11/2024 5:32 PM View: Appendix I - Intrawell

Plant McIntosh Client: Southern Company Data: McIntosh LF4 CCR

	GWC-17	GWC-17
12/8/2015	0.021	
12/14/2015	0.021	
12/28/2015	0.02	
1/13/2016	0.019	
1/26/2016	0.019	
4/20/2016	0.0188	
6/15/2016	0.017	
8/9/2016	0.018	
9/27/2016	0.016	
11/15/2016	0.017	
1/11/2017	0.017	
3/1/2017	0.017	
4/20/2017	0.016	
7/19/2017	0.017	
1/11/2018	0.017	
7/11/2018	0.017	
1/29/2019	0.02	
3/27/2019	0.017	
9/11/2019	0.021	
4/1/2020	0.019	
9/15/2020	0.018	
3/16/2021	0.017	
8/19/2021	0.017	
2/22/2022	0.019	
8/2/2022	0.017	
2/8/2023	0.02	
8/2/2023	0.017	
2/6/2024		0.02

Prediction Limit

Constituent: Barium (mg/L) Analysis Run 3/11/2024 5:32 PM View: Appendix I - Intrawell

Plant McIntosh Client: Southern Company Data: McIntosh LF4 CCR

	GWC-18	GWC-18
12/8/2015	0.053	
12/14/2015	0.049	
12/28/2015	0.048	
1/14/2016	0.048	
1/26/2016	0.044	
4/19/2016	0.0308	
6/16/2016	0.029	
8/11/2016	0.023	
9/28/2016	0.024	
11/16/2016	0.022	
1/11/2017	0.017	
3/1/2017	0.02	
4/25/2017	0.02	
7/25/2017	0.017	
1/12/2018	0.015	
7/11/2018	0.013	
1/30/2019	0.02	
3/27/2019	0.014	
9/11/2019	0.018	
4/1/2020	0.013	
9/15/2020	0.014	
3/17/2021	0.013	
8/19/2021	0.013	
2/23/2022	0.012	
8/2/2022	0.013	
2/7/2023	0.012	
8/2/2023	0.012	
2/7/2024		0.014

Prediction Limit

Constituent: Barium (mg/L) Analysis Run 3/11/2024 5:32 PM View: Appendix I - Intrawell

Plant McIntosh Client: Southern Company Data: McIntosh LF4 CCR

	GWC-19	GWC-19
12/8/2015	0.057	
12/15/2015	0.052	
12/28/2015	0.041	
1/14/2016	0.038	
1/26/2016	0.034	
4/19/2016	0.023	
6/16/2016	0.017	
8/10/2016	0.013	
9/28/2016	0.013	
11/15/2016	0.013	
1/16/2017	0.014	
3/1/2017	0.017	
4/25/2017	0.015	
7/25/2017	0.012	
1/12/2018	0.014	
7/11/2018	0.018	
1/29/2019	0.016	
3/27/2019	0.013	
9/11/2019	0.015	
4/1/2020	0.013	
9/16/2020	0.012	
3/16/2021	0.0099 (J)	
8/19/2021	0.0095 (J)	
2/23/2022	0.01	
8/3/2022	0.011	
2/8/2023	0.01	
8/2/2023	0.0092 (J)	
2/7/2024		0.01

Prediction Limit

Constituent: Barium (mg/L) Analysis Run 3/11/2024 5:32 PM View: Appendix I - Intrawell

Plant McIntosh Client: Southern Company Data: McIntosh LF4 CCR

	GWC-20	GWC-20
12/9/2015	0.039	
12/14/2015	0.045	
12/29/2015	0.045	
1/14/2016	0.034	
1/25/2016	0.038	
4/21/2016	0.0325	
6/16/2016	0.027	
8/10/2016	0.025	
9/27/2016	0.023	
11/15/2016	0.022	
1/13/2017	0.021	
3/1/2017	0.021	
4/25/2017	0.02	
7/25/2017	0.02	
1/12/2018	0.021	
7/11/2018	0.021	
1/29/2019	0.017	
3/27/2019	0.018	
9/11/2019	0.021	
4/1/2020	0.016	
9/15/2020	0.021	
3/16/2021	0.016	
8/19/2021	0.017	
2/22/2022	0.018	
8/3/2022	0.018	
2/8/2023	0.015	
8/2/2023	0.015	
2/7/2024		0.016

Prediction Limit

Constituent: Barium (mg/L) Analysis Run 3/11/2024 5:32 PM View: Appendix I - Intrawell

Plant McIntosh Client: Southern Company Data: McIntosh LF4 CCR

	GWC-21	GWC-21
12/9/2015	0.024	
12/14/2015	0.027	
12/29/2015	0.027	
1/14/2016	0.025	
1/25/2016	0.023	
4/21/2016	0.0165	
6/16/2016	0.018	
8/10/2016	0.014	
9/27/2016	0.018	
11/15/2016	0.015	
1/12/2017	0.014	
3/1/2017	0.015	
4/24/2017	0.015	
7/25/2017	0.015	
1/11/2018	0.016	
7/11/2018	0.017	
1/30/2019	0.017	
3/27/2019	0.016	
9/11/2019	0.019	
4/1/2020	0.018	
9/15/2020	0.021	
3/17/2021	0.019	
8/19/2021	0.018	
2/23/2022	0.02	
8/4/2022	0.022	
2/8/2023	0.019	
8/3/2023	0.018	
2/7/2024		0.02

Prediction Limit

Constituent: Barium (mg/L) Analysis Run 3/11/2024 5:32 PM View: Appendix I - Intrawell

Plant McIntosh Client: Southern Company Data: McIntosh LF4 CCR

	GWC-23	GWC-23
6/16/2016	0.057	
8/10/2016	0.072	
9/28/2016	0.076	
11/16/2016	0.057	
1/17/2017	0.049	
3/2/2017	0.067	
4/25/2017	0.049	
7/13/2017	0.04	
7/25/2017	0.038	
1/12/2018	0.037	
7/12/2018	0.037	
1/30/2019	0.034	
3/27/2019	0.027	
9/11/2019	0.023	
4/1/2020	0.024	
9/15/2020	0.024	
3/17/2021	0.024	
8/19/2021	0.019	
2/23/2022	0.024	
8/4/2022	0.017	
2/8/2023	0.016	
8/3/2023	0.012	
2/7/2024		0.02

Prediction Limit

Constituent: Barium (mg/L) Analysis Run 3/11/2024 5:32 PM View: Appendix I - Intrawell

Plant McIntosh Client: Southern Company Data: McIntosh LF4 CCR

	GWC-9	GWC-9
8/25/2004	0.029	
9/11/2004	0.031	
9/26/2004	0.03	
10/13/2004	0.024	
7/11/2005	0.022	
12/7/2005	0.032	
6/22/2006	0.026	
11/28/2006	0.02	
7/6/2007	0.018	
12/13/2007	0.017	
6/20/2008	0.018	
12/7/2008	0.016	
7/9/2009	0.019	
12/29/2009	0.02	
6/22/2010	0.022	
1/5/2011	0.021	
7/9/2011	0.021	
1/21/2012	0.021	
7/11/2012	0.021	
1/19/2013	0.024	
7/18/2013	0.024	
1/15/2014	0.022	
7/10/2014	0.023	
1/16/2015	0.015	
6/20/2015	0.024	
1/14/2016	0.026	
4/19/2016	0.0274	
6/15/2016	0.024	
8/10/2016	0.031	
9/27/2016	0.029	
11/15/2016	0.029	
1/13/2017	0.025	
3/1/2017	0.03	
4/24/2017	0.024	
7/24/2017	0.026	
1/12/2018	0.027	
7/12/2018	0.031	
1/30/2019	0.032	
3/27/2019	0.023	
9/11/2019	0.029	
4/1/2020	0.021	
9/16/2020	0.033	
3/17/2021	0.041	
8/19/2021	0.024	
2/23/2022	0.026	
8/3/2022	0.03	
2/8/2023	0.024	
8/2/2023	0.021	
2/7/2024		0.023

Prediction Limit

Constituent: Beryllium (mg/L) Analysis Run 3/11/2024 5:32 PM View: Appendix I - Intrawell

Plant McIntosh Client: Southern Company Data: McIntosh LF4 CCR

	GWA-13	GWA-13
12/7/2015	<0.0025	
12/15/2015	<0.0025	
1/13/2016	<0.0025	
1/25/2016	<0.0025	
4/20/2016	<0.0025	
6/14/2016	7.1E-05 (J)	
8/9/2016	<0.0025	
9/27/2016	<0.0025	
11/15/2016	<0.0025	
1/12/2017	<0.0025	
2/28/2017	<0.0025	
4/20/2017	<0.0025	
7/18/2017	<0.0025	
1/10/2018	<0.0025	
7/11/2018	<0.0025	
1/29/2019	<0.0025	
3/26/2019	<0.0025	
9/10/2019	0.0008 (J)	
3/31/2020	<0.0025	
9/15/2020	<0.0025	
3/16/2021	0.0002 (J)	
8/18/2021	<0.0025	
2/22/2022	<0.0025	
8/2/2022	<0.0025	
2/6/2023	<0.0025	
8/1/2023	<0.0025	
2/6/2024		<0.0025

ND substitution: RL or RL/2 if <15% NDs.

Prediction Limit

Constituent: Beryllium (mg/L) Analysis Run 3/11/2024 5:32 PM View: Appendix I - Intrawell

Plant McIntosh Client: Southern Company Data: McIntosh LF4 CCR

	GWA-14	GWA-14
12/7/2015	<0.0025	
12/15/2015	<0.0025	
12/29/2015	<0.0025	
1/13/2016	<0.0025	
1/25/2016	<0.0025	
4/20/2016	<0.0025	
6/14/2016	4.4E-05 (J)	
8/9/2016	<0.0025	
9/27/2016	<0.0025	
11/15/2016	<0.0025	
1/11/2017	<0.0025	
2/28/2017	<0.0025	
4/20/2017	<0.0025	
7/19/2017	<0.0025	
1/11/2018	<0.0025	
7/11/2018	<0.0025	
1/29/2019	<0.0025	
3/26/2019	<0.0025	
9/10/2019	0.00025 (J)	
4/1/2020	<0.0025	
9/15/2020	<0.0025	
3/16/2021	<0.0025	
8/17/2021	<0.0025	
2/22/2022	<0.0025	
8/2/2022	<0.0025	
2/7/2023	<0.0025	
8/2/2023	<0.0025	
2/6/2024		<0.0025

ND substitution: RL or RL/2 if <15% NDs.

Prediction Limit

Constituent: Beryllium (mg/L) Analysis Run 3/11/2024 5:32 PM View: Appendix I - Intrawell

Plant McIntosh Client: Southern Company Data: McIntosh LF4 CCR

	GWA-15	GWA-15
12/7/2015	<0.0025	
12/15/2015	<0.0025	
12/28/2015	<0.0025	
1/13/2016	<0.0025	
1/25/2016	<0.0025	
4/21/2016	<0.0025	
6/15/2016	3.8E-05 (J)	
8/9/2016	<0.0025	
9/27/2016	<0.0025	
11/15/2016	<0.0025	
1/11/2017	<0.0025	
2/28/2017	<0.0025	
4/20/2017	<0.0025	
7/19/2017	<0.0025	
1/11/2018	<0.0025	
7/11/2018	<0.0025	
1/29/2019	<0.0025	
3/26/2019	<0.0025	
9/11/2019	<0.0025	
4/1/2020	<0.0025	
9/15/2020	<0.0025	
3/17/2021	<0.0025	
8/19/2021	<0.0025	
2/22/2022	<0.0025	
8/2/2022	<0.0025	
2/7/2023	<0.0025	
8/1/2023	<0.0025	
2/6/2024		<0.0025

ND substitution: RL or RL/2 if <15% NDs.

Prediction Limit

Constituent: Beryllium (mg/L) Analysis Run 3/11/2024 5:32 PM View: Appendix I - Intrawell

Plant McIntosh Client: Southern Company Data: McIntosh LF4 CCR

	GWA-16	GWA-16
12/7/2015	<0.0025	
12/14/2015	<0.0025	
12/28/2015	<0.0025	
1/13/2016	<0.0025	
1/25/2016	<0.0025	
4/20/2016	<0.0025	
6/15/2016	0.00011 (J)	
8/9/2016	<0.0025	
9/27/2016	<0.0025	
11/15/2016	<0.0025	
1/11/2017	<0.0025	
3/1/2017	<0.0025	
4/20/2017	<0.0025	
7/19/2017	<0.0025	
1/11/2018	<0.0025	
7/11/2018	<0.0025	
1/29/2019	<0.0025	
3/26/2019	<0.0025	
9/10/2019	0.00036 (J)	
4/1/2020	<0.0025	
9/15/2020	<0.0025	
3/16/2021	<0.0025	
8/17/2021	<0.0025	
2/22/2022	<0.0025	
8/2/2022	<0.0025	
2/7/2023	<0.0025	
8/1/2023	<0.0025	
2/6/2024		<0.0025

ND substitution: RL or RL/2 if <15% NDs.

Prediction Limit

Constituent: Beryllium (mg/L) Analysis Run 3/11/2024 5:32 PM View: Appendix I - Intrawell

Plant McIntosh Client: Southern Company Data: McIntosh LF4 CCR

	GWA-2	GWA-2
8/25/2004	<0.0025	
9/11/2004	<0.0025	
9/26/2004	<0.0025	
10/13/2004	<0.0025	
7/11/2005	<0.0025	
12/7/2005	<0.0025	
6/22/2006	<0.0025	
11/28/2006	<0.0025	
7/6/2007	<0.0025	
12/13/2007	<0.0025	
6/20/2008	<0.0025	
12/7/2008	<0.0025	
7/9/2009	<0.0025	
12/28/2009	<0.0025	
6/22/2010	<0.0025	
1/4/2011	<0.0025	
7/9/2011	<0.0025	
1/21/2012	<0.0025	
7/11/2012	<0.0025	
1/20/2013	<0.0025	
7/19/2013	<0.0025	
1/15/2014	0.00011 (J)	
7/11/2014	0.0001 (J)	
1/16/2015	<0.0025	
6/20/2015	<0.0025	
1/16/2016	<0.0025	
4/19/2016	<0.0025	
6/14/2016	6.5E-05 (J)	
8/9/2016	<0.0025	
9/26/2016	<0.0025	
11/15/2016	<0.0025	
1/10/2017	<0.0025	
2/28/2017	<0.0025	
4/19/2017	<0.0025	
7/17/2017	<0.0025	
1/10/2018	<0.0025	
7/11/2018	<0.0025	
1/29/2019	6.3E-05 (J)	
3/27/2019	<0.0025	
9/11/2019	<0.0025	
4/1/2020	<0.0025	
9/15/2020	0.00024 (J)	
3/16/2021	<0.0025	
8/17/2021	0.00018 (J)	
2/22/2022	<0.0025	
8/2/2022	<0.0025	
2/7/2023	<0.0025	
8/1/2023	<0.0025	
2/6/2024		<0.0025

ND substitution: RL or RL/2 if <15% NDs.

Prediction Limit

Constituent: Beryllium (mg/L) Analysis Run 3/11/2024 5:32 PM View: Appendix I - Intrawell

Plant McIntosh Client: Southern Company Data: McIntosh LF4 CCR

	GWA-3	GWA-3
8/25/2004	<0.0025	
9/11/2004	<0.0025	
9/26/2004	<0.0025	
10/13/2004	<0.0025	
7/11/2005	<0.0025	
12/7/2005	<0.0025	
6/22/2006	<0.0025	
11/28/2006	<0.0025	
7/6/2007	<0.0025	
12/13/2007	<0.0025	
6/20/2008	<0.0025	
12/7/2008	<0.0025	
7/9/2009	<0.0025	
12/28/2009	<0.0025	
6/22/2010	<0.0025	
1/5/2011	0.0018	
7/9/2011	<0.0025	
1/20/2012	<0.0025	
7/11/2012	<0.0025	
1/19/2013	<0.0025	
7/18/2013	<0.0025	
1/15/2014	<0.0025	
7/11/2014	<0.0025	
1/15/2015	<0.0025	
6/19/2015	<0.0025	
1/16/2016	<0.0025	
4/19/2016	<0.0025	
6/14/2016	3.2E-05 (J)	
8/9/2016	<0.0025	
9/27/2016	<0.0025	
11/14/2016	<0.0025	
1/10/2017	<0.0025	
2/28/2017	<0.0025	
4/19/2017	<0.0025	
7/18/2017	<0.0025	
1/10/2018	<0.0025	
7/11/2018	<0.0025	
1/29/2019	<0.0025	
3/27/2019	<0.0025	
9/11/2019	<0.0025	
4/1/2020	<0.0025	
9/15/2020	<0.0025	
3/16/2021	<0.0025	
8/17/2021	<0.0025	
2/22/2022	<0.0025	
8/2/2022	<0.0025	
2/7/2023	<0.0025	
8/2/2023	<0.0025	
2/6/2024		<0.0025

ND substitution: RL or RL/2 if <15% NDs.

Prediction Limit

Constituent: Beryllium (mg/L) Analysis Run 3/11/2024 5:32 PM View: Appendix I - Intrawell

Plant McIntosh Client: Southern Company Data: McIntosh LF4 CCR

	GWA-4A	GWA-4A
8/25/2004	<0.0025	
9/11/2004	<0.0025	
9/26/2004	<0.0025	
10/13/2004	<0.0025	
7/11/2005	<0.0025	
12/7/2005	<0.0025	
6/22/2006	<0.0025	
11/28/2006	<0.0025	
7/6/2007	<0.0025	
12/13/2007	<0.0025	
6/20/2008	<0.0025	
12/7/2008	<0.0025	
7/9/2009	<0.0025	
12/30/2009	<0.0025	
6/22/2010	<0.0025	
1/4/2011	<0.0025	
7/10/2011	<0.0025	
1/21/2012	<0.0025	
7/11/2012	<0.0025	
1/20/2013	<0.0025	
7/19/2013	<0.0025	
1/16/2014	<0.0025	
7/10/2014	0.0001 (J)	
1/16/2015	<0.0025	
6/20/2015	<0.0025	
1/14/2016	<0.0025	
4/20/2016	<0.0025	
6/14/2016	8.7E-05 (J)	
8/11/2016	<0.0025	
9/27/2016	<0.0025	
11/14/2016	<0.0025	
1/10/2017	<0.0025	
2/28/2017	<0.0025	
4/20/2017	<0.0025	
7/18/2017	<0.0025	
1/10/2018	<0.0025	
7/11/2018	<0.0025	
1/29/2019	0.00011 (J)	
3/26/2019	<0.0025	
9/10/2019	0.0006 (J)	
3/31/2020	<0.0025	
9/16/2020	<0.0025	
3/17/2021	<0.0025	
8/19/2021	<0.0025	
2/23/2022	<0.0025	
8/3/2022	<0.0025	
2/7/2023	<0.0025	
8/1/2023	<0.0025	
2/6/2024		<0.0025

ND substitution: RL or RL/2 if <15% NDs.

Prediction Limit

Constituent: Beryllium (mg/L) Analysis Run 3/11/2024 5:32 PM View: Appendix I - Intrawell

Plant McIntosh Client: Southern Company Data: McIntosh LF4 CCR

	GWA-5	GWA-5
8/25/2004	<0.0025	
9/11/2004	<0.0025	
9/26/2004	<0.0025	
10/13/2004	<0.0025	
7/11/2005	0.0011	
12/7/2005	<0.0025	
6/22/2006	<0.0025	
11/28/2006	<0.0025	
7/6/2007	<0.0025	
12/13/2007	<0.0025	
6/20/2008	<0.0025	
12/7/2008	<0.0025	
7/9/2009	<0.0025	
12/29/2009	<0.0025	
6/22/2010	<0.0025	
1/4/2011	<0.0025	
7/9/2011	<0.0025	
1/21/2012	<0.0025	
7/11/2012	<0.0025	
1/19/2013	<0.0025	
7/18/2013	<0.0025	
1/15/2014	<0.0025	
7/10/2014	<0.0025	
1/15/2015	<0.0025	
6/19/2015	0.00013 (J)	
1/14/2016	<0.0025	
4/20/2016	<0.0025	
6/14/2016	5.4E-05 (J)	
8/9/2016	<0.0025	
9/27/2016	<0.0025	
11/15/2016	<0.0025	
1/11/2017	<0.0025	
1/19/2017	<0.0025	
1/24/2017	<0.0025	
2/28/2017	<0.0025	
4/20/2017	<0.0025	
7/18/2017	<0.0025	
1/10/2018	<0.0025	
7/11/2018	<0.0025	
1/29/2019	<0.0025	
3/26/2019	<0.0025	
9/10/2019	<0.0025	
3/31/2020	<0.0025	
9/15/2020	<0.0025	
3/17/2021	<0.0025	
8/19/2021	<0.0025	
2/22/2022	<0.0025	
8/2/2022	<0.0025	
2/7/2023	<0.0025	
8/1/2023	<0.0025	
2/6/2024		<0.0025

ND substitution: RL or RL/2 if <15% NDs.

Prediction Limit

Constituent: Beryllium (mg/L) Analysis Run 3/11/2024 5:32 PM View: Appendix I - Intrawell

Plant McIntosh Client: Southern Company Data: McIntosh LF4 CCR

	GWC-1	GWC-1
8/25/2004	<0.0025	
9/11/2004	<0.0025	
9/26/2004	<0.0025	
7/11/2005	<0.0025	
12/7/2005	<0.0025	
6/22/2006	<0.0025	
11/28/2006	<0.0025	
7/6/2007	<0.0025	
12/13/2007	<0.0025	
6/20/2008	<0.0025	
12/7/2008	<0.0025	
7/9/2009	<0.0025	
12/28/2009	<0.0025	
6/22/2010	<0.0025	
1/4/2011	<0.0025	
7/9/2011	<0.0025	
1/21/2012	<0.0025	
7/11/2012	<0.0025	
1/20/2013	<0.0025	
7/19/2013	<0.0025	
1/15/2014	0.00016 (J)	
7/11/2014	0.00018 (J)	
1/16/2015	0.00016 (J)	
6/20/2015	0.00017 (J)	
1/16/2016	8E-05 (J)	
4/20/2016	<0.0025	
6/15/2016	0.00012 (J)	
8/10/2016	<0.0025	
9/27/2016	<0.0025	
11/15/2016	<0.0025	
1/12/2017	<0.0025	
1/23/2017	<0.0025	
3/1/2017	<0.0025	
4/20/2017	<0.0025	
7/19/2017	<0.0025	
1/11/2018	<0.0025	
7/12/2018	<0.0025	
1/30/2019	<0.0025	
3/27/2019	<0.0025	
9/11/2019	0.00021 (J)	
4/1/2020	<0.0025	
9/15/2020	<0.0025	
3/16/2021	0.00022 (J)	
8/18/2021	0.00018 (J)	
2/23/2022	<0.0025	
8/3/2022	<0.0025	
2/7/2023	<0.0025	
8/2/2023	<0.0025	
2/7/2024		<0.0025

ND substitution: RL or RL/2 if <15% NDs.

Prediction Limit

Constituent: Beryllium (mg/L) Analysis Run 3/11/2024 5:32 PM View: Appendix I - Intrawell

Plant McIntosh Client: Southern Company Data: McIntosh LF4 CCR

	GWC-10	GWC-10
8/25/2004	<0.0025	
9/11/2004	<0.0025	
9/26/2004	<0.0025	
10/13/2004	<0.0025	
7/11/2005	<0.0025	
12/7/2005	<0.0025	
6/22/2006	<0.0025	
11/28/2006	<0.0025	
7/6/2007	<0.0025	
12/13/2007	<0.0025	
6/20/2008	<0.0025	
12/7/2008	<0.0025	
7/10/2009	<0.0025	
12/29/2009	<0.0025	
6/22/2010	<0.0025	
1/4/2011	<0.0025	
7/10/2011	<0.0025	
1/21/2012	<0.0025	
7/11/2012	<0.0025	
1/20/2013	<0.0025	
7/19/2013	<0.0025	
1/16/2014	<0.0025	
7/10/2014	<0.0025	
1/16/2015	<0.0025	
6/20/2015	0.00013 (J)	
1/16/2016	<0.0025	
4/21/2016	<0.0025	
6/16/2016	8.5E-05 (J)	
8/10/2016	<0.0025	
9/27/2016	<0.0025	
11/15/2016	<0.0025	
1/12/2017	<0.0025	
3/1/2017	<0.0025	
4/24/2017	<0.0025	
7/24/2017	<0.0025	
1/11/2018	<0.0025	
7/12/2018	<0.0025	
1/30/2019	<0.0025	
3/27/2019	<0.0025	
9/11/2019	<0.0025	
4/1/2020	<0.0025	
9/15/2020	<0.0025	
3/16/2021	0.00033 (J)	
8/18/2021	<0.0025	
2/23/2022	<0.0025	
8/3/2022	<0.0025	
2/8/2023	<0.0025	
8/2/2023	<0.0025	
2/7/2024		<0.0025

ND substitution: RL or RL/2 if <15% NDs.

Prediction Limit

Constituent: Beryllium (mg/L) Analysis Run 3/11/2024 5:32 PM View: Appendix I - Intrawell

Plant McIntosh Client: Southern Company Data: McIntosh LF4 CCR

	GWC-11	GWC-11
8/25/2004	<0.0025	
9/11/2004	<0.0025	
9/26/2004	<0.0025	
10/13/2004	<0.0025	
7/11/2005	<0.0025	
12/7/2005	<0.0025	
6/22/2006	<0.0025	
11/28/2006	<0.0025	
7/6/2007	<0.0025	
12/13/2007	<0.0025	
6/20/2008	<0.0025	
12/7/2008	<0.0025	
7/10/2009	<0.0025	
12/29/2009	<0.0025	
6/22/2010	<0.0025	
1/5/2011	<0.0025	
7/9/2011	<0.0025	
1/21/2012	<0.0025	
7/11/2012	<0.0025	
1/19/2013	<0.0025	
7/19/2013	<0.0025	
1/15/2014	<0.0025	
7/11/2014	<0.0025	
1/16/2015	<0.0025	
6/20/2015	<0.0025	
1/14/2016	<0.0025	
4/20/2016	<0.0025	
6/15/2016	<0.0025	
8/10/2016	<0.0025	
9/27/2016	<0.0025	
11/15/2016	<0.0025	
1/12/2017	<0.0025	
3/1/2017	<0.0025	
4/24/2017	<0.0025	
7/24/2017	<0.0025	
1/11/2018	<0.0025	
7/12/2018	<0.0025	
1/30/2019	<0.0025	
3/27/2019	<0.0025	
9/11/2019	<0.0025	
4/2/2020	0.00023 (J)	
9/15/2020	<0.0025	
3/17/2021	0.00048 (J)	
8/18/2021	<0.0025	
2/23/2022	<0.0025	
8/2/2022	<0.0025	
2/8/2023	<0.0025	
8/2/2023	<0.0025	
2/7/2024		<0.0025

ND substitution: RL or RL/2 if <15% NDs.

Prediction Limit

Constituent: Beryllium (mg/L) Analysis Run 3/11/2024 5:32 PM View: Appendix I - Intrawell

Plant McIntosh Client: Southern Company Data: McIntosh LF4 CCR

	GWC-12	GWC-12
8/25/2004	<0.0025	
9/11/2004	<0.0025	
9/26/2004	<0.0025	
10/13/2004	<0.0025	
7/11/2005	<0.0025	
12/7/2005	<0.0025	
6/22/2006	<0.0025	
11/28/2006	<0.0025	
7/6/2007	<0.0025	
12/13/2007	<0.0025	
6/20/2008	<0.0025	
12/7/2008	<0.0025	
7/10/2009	<0.0025	
12/28/2009	<0.0025	
6/22/2010	<0.0025	
1/4/2011	<0.0025	
7/9/2011	<0.0025	
1/20/2012	<0.0025	
7/11/2012	<0.0025	
1/19/2013	<0.0025	
7/18/2013	<0.0025	
1/15/2014	0.00017 (J)	
7/11/2014	0.00024 (J)	
1/15/2015	0.00015 (J)	
6/19/2015	0.00016 (J)	
1/16/2016	0.00014 (J)	
4/20/2016	<0.0025	
6/15/2016	0.00014 (J)	
8/10/2016	<0.0025	
9/27/2016	<0.0025	
11/15/2016	<0.0025	
1/12/2017	<0.0025	
3/1/2017	<0.0025	
4/20/2017	<0.0025	
7/20/2017	<0.0025	
1/11/2018	<0.0025	
7/12/2018	<0.0025	
1/30/2019	<0.0025	
3/27/2019	<0.0025	
9/11/2019	0.00022 (J)	
4/1/2020	<0.0025	
9/16/2020	<0.0025	
3/16/2021	0.00037 (J)	
8/18/2021	<0.0025	
2/23/2022	<0.0025	
8/3/2022	0.00027 (J)	
2/7/2023	<0.0025	
8/2/2023	<0.0025	
2/8/2024		0.00022 (J)

ND substitution: RL or RL/2 if <15% NDs.

Prediction Limit

Constituent: Beryllium (mg/L) Analysis Run 3/11/2024 5:32 PM View: Appendix I - Intrawell

Plant McIntosh Client: Southern Company Data: McIntosh LF4 CCR

	GWC-17	GWC-17
12/8/2015	0.00046 (J)	
12/14/2015	0.00052 (J)	
12/28/2015	0.00057 (J)	
1/13/2016	0.00056 (J)	
1/26/2016	0.00057 (J)	
4/20/2016	<0.003 (o)	
6/15/2016	0.00056 (J)	
8/9/2016	0.00054 (J)	
9/27/2016	0.00056 (J)	
11/15/2016	0.00047 (J)	
1/11/2017	0.00066 (J)	
3/1/2017	0.00066 (J)	
4/20/2017	0.00055 (J)	
7/19/2017	0.00061 (J)	
1/11/2018	0.00064 (J)	
7/11/2018	0.00065 (J)	
1/29/2019	0.00062 (J)	
3/27/2019	0.00062	
9/11/2019	0.001	
4/1/2020	0.00058 (J)	
9/15/2020	0.00063 (J)	
3/16/2021	0.00062 (J)	
8/19/2021	0.00057 (J)	
2/22/2022	0.00078 (J)	
8/2/2022	0.00057 (J)	
2/8/2023	0.00071 (J)	
8/2/2023	0.00057 (J)	
2/6/2024		0.0007 (J)

Prediction Limit

Constituent: Beryllium (mg/L) Analysis Run 3/11/2024 5:32 PM View: Appendix I - Intrawell

Plant McIntosh Client: Southern Company Data: McIntosh LF4 CCR

	GWC-18	GWC-18
12/8/2015	<0.0025	
12/14/2015	<0.0025	
12/28/2015	<0.0025	
1/14/2016	<0.0025	
1/26/2016	<0.0025	
4/19/2016	<0.0025	
6/16/2016	<0.0025	
8/11/2016	<0.0025	
9/28/2016	<0.0025	
11/16/2016	<0.0025	
1/11/2017	<0.0025	
3/1/2017	<0.0025	
4/25/2017	<0.0025	
7/25/2017	<0.0025	
1/12/2018	<0.0025	
7/11/2018	<0.0025	
1/30/2019	<0.0025	
3/27/2019	<0.0025	
9/11/2019	0.00026 (J)	
4/1/2020	<0.0025	
9/15/2020	<0.0025	
3/17/2021	<0.0025	
8/19/2021	<0.0025	
2/23/2022	<0.0025	
8/2/2022	<0.0025	
2/7/2023	<0.0025	
8/2/2023	<0.0025	
2/7/2024		<0.0025

ND substitution: RL or RL/2 if <15% NDs.

Prediction Limit

Constituent: Beryllium (mg/L) Analysis Run 3/11/2024 5:32 PM View: Appendix I - Intrawell

Plant McIntosh Client: Southern Company Data: McIntosh LF4 CCR

	GWC-19	GWC-19
12/8/2015	0.00018 (J)	
12/15/2015	0.00014 (J)	
12/28/2015	9E-05 (J)	
1/14/2016	0.0001 (J)	
1/26/2016	0.00011 (J)	
4/19/2016	<0.0025	
6/16/2016	0.00011 (J)	
8/10/2016	<0.0025	
9/28/2016	<0.0025	
11/15/2016	<0.0025	
1/16/2017	<0.0025	
3/1/2017	<0.0025	
4/25/2017	<0.0025	
7/25/2017	<0.0025	
1/12/2018	<0.0025	
7/11/2018	<0.0025	
1/29/2019	0.00023 (J)	
3/27/2019	<0.0025	
9/11/2019	0.00058 (J)	
4/1/2020	<0.0025	
9/16/2020	0.00022 (J)	
3/16/2021	0.00024 (J)	
8/19/2021	<0.0025	
2/23/2022	0.00031 (J)	
8/3/2022	<0.0025	
2/8/2023	0.00022 (J)	
8/2/2023	0.0002 (J)	
2/7/2024		<0.0025

ND substitution: RL or RL/2 if <15% NDs.

Prediction Limit

Constituent: Beryllium (mg/L) Analysis Run 3/11/2024 5:32 PM View: Appendix I - Intrawell

Plant McIntosh Client: Southern Company Data: McIntosh LF4 CCR

	GWC-20	GWC-20
12/9/2015	0.00026 (J)	
12/14/2015	0.00032 (J)	
12/29/2015	0.00043 (J)	
1/14/2016	0.00032 (J)	
1/25/2016	0.00038 (J)	
4/21/2016	<0.0025	
6/16/2016	0.00032 (J)	
8/10/2016	<0.0025	
9/27/2016	<0.0025	
11/15/2016	<0.0025	
1/13/2017	<0.0025	
3/1/2017	<0.0025	
4/25/2017	<0.0025	
7/25/2017	<0.0025	
1/12/2018	<0.0025	
7/11/2018	<0.0025	
1/29/2019	0.00016 (J)	
3/27/2019	<0.0025	
9/11/2019	0.00052 (J)	
4/1/2020	<0.0025	
9/15/2020	0.00025 (J)	
3/16/2021	0.00022 (J)	
8/19/2021	<0.0025	
2/22/2022	<0.0025	
8/3/2022	0.00031 (J)	
2/8/2023	<0.0025	
8/2/2023	<0.0025	
2/7/2024		<0.0025

ND substitution: RL or RL/2 if <15% NDs.

Prediction Limit

Constituent: Beryllium (mg/L) Analysis Run 3/11/2024 5:32 PM View: Appendix I - Intrawell

Plant McIntosh Client: Southern Company Data: McIntosh LF4 CCR

	GWC-21	GWC-21
12/9/2015	<0.0025	
12/14/2015	<0.0025	
12/29/2015	<0.0025	
1/14/2016	<0.0025	
1/25/2016	<0.0025	
4/21/2016	<0.0025	
6/16/2016	<0.0025	
8/10/2016	<0.0025	
9/27/2016	0.00064 (J)	
11/15/2016	<0.0025	
1/12/2017	<0.0025	
3/1/2017	<0.0025	
4/24/2017	<0.0025	
7/25/2017	<0.0025	
1/11/2018	<0.0025	
7/11/2018	<0.0025	
1/30/2019	<0.0025	
3/27/2019	<0.0025	
9/11/2019	0.00054 (J)	
4/1/2020	<0.0025	
9/15/2020	<0.0025	
3/17/2021	<0.0025	
8/19/2021	<0.0025	
2/23/2022	<0.0025	
8/4/2022	<0.0025	
2/8/2023	<0.0025	
8/3/2023	<0.0025	
2/7/2024		<0.0025

ND substitution: RL or RL/2 if <15% NDs.

Prediction Limit

Constituent: Beryllium (mg/L) Analysis Run 3/11/2024 5:32 PM View: Appendix I - Intrawell

Plant McIntosh Client: Southern Company Data: McIntosh LF4 CCR

	GWC-23	GWC-23
6/16/2016	<0.0025	
8/10/2016	<0.0025	
9/28/2016	<0.0025	
11/16/2016	<0.0025	
1/17/2017	<0.0025	
3/2/2017	<0.0025	
4/25/2017	<0.0025	
7/13/2017	<0.0025	
7/25/2017	<0.0025	
1/12/2018	<0.0025	
7/12/2018	<0.0025	
1/30/2019	<0.0025	
3/27/2019	<0.0025	
9/11/2019	0.00026 (J)	
4/1/2020	<0.0025	
9/15/2020	<0.0025	
3/17/2021	0.00018 (J)	
8/19/2021	<0.0025	
2/23/2022	<0.0025	
8/4/2022	<0.0025	
2/8/2023	<0.0025	
8/3/2023	<0.0025	
2/7/2024		<0.0025

ND substitution: RL or RL/2 if <15% NDs.

Prediction Limit

Constituent: Beryllium (mg/L) Analysis Run 3/11/2024 5:32 PM View: Appendix I - Intrawell

Plant McIntosh Client: Southern Company Data: McIntosh LF4 CCR

	GWC-9	GWC-9
8/25/2004	<0.0025	
9/11/2004	<0.0025	
9/26/2004	<0.0025	
10/13/2004	<0.0025	
7/11/2005	<0.0025	
12/7/2005	<0.0025	
6/22/2006	<0.0025	
11/28/2006	<0.0025	
7/6/2007	<0.0025	
12/13/2007	<0.0025	
6/20/2008	<0.0025	
12/7/2008	<0.0025	
7/9/2009	<0.0025	
12/29/2009	<0.0025	
6/22/2010	<0.0025	
1/5/2011	<0.0025	
7/9/2011	<0.0025	
1/21/2012	<0.0025	
7/11/2012	<0.0025	
1/19/2013	<0.0025	
7/18/2013	<0.0025	
1/15/2014	<0.0025	
7/10/2014	0.0001 (J)	
1/16/2015	<0.0025	
6/20/2015	<0.0025	
1/14/2016	<0.0025	
4/19/2016	<0.0025	
6/15/2016	7.7E-05 (J)	
8/10/2016	<0.0025	
9/27/2016	<0.0025	
11/15/2016	<0.0025	
1/13/2017	<0.0025	
3/1/2017	<0.0025	
4/24/2017	<0.0025	
7/24/2017	<0.0025	
1/12/2018	<0.0025	
7/12/2018	<0.0025	
1/30/2019	<0.0025	
3/27/2019	<0.0025	
9/11/2019	0.00021 (J)	
4/1/2020	<0.0025	
9/16/2020	<0.0025	
3/17/2021	0.00024 (J)	
8/19/2021	<0.0025	
2/23/2022	<0.0025	
8/3/2022	<0.0025	
2/8/2023	<0.0025	
8/2/2023	<0.0025	
2/7/2024		<0.0025

ND substitution: RL or RL/2 if <15% NDs.

Prediction Limit

Constituent: Cadmium (mg/L) Analysis Run 3/11/2024 5:32 PM View: Appendix I - Intrawell

Plant McIntosh Client: Southern Company Data: McIntosh LF4 CCR

	GWA-13	GWA-13
12/7/2015	<0.0025	
12/15/2015	<0.0025	
12/29/2015	<0.0025	
1/13/2016	<0.0025	
1/25/2016	<0.0025	
4/20/2016	<0.0025	
6/14/2016	0.001	
8/9/2016	<0.0025	
9/27/2016	<0.0025	
11/15/2016	<0.0025	
1/12/2017	<0.0025	
2/28/2017	<0.0025	
4/20/2017	<0.0025	
7/18/2017	<0.0025	
1/10/2018	<0.0025	
7/11/2018	<0.0025	
1/29/2019	<0.0025	
3/26/2019	<0.0025	
9/10/2019	0.00035 (J)	
3/31/2020	<0.0025	
9/15/2020	<0.0025	
3/16/2021	<0.0025	
8/18/2021	<0.0025	
2/22/2022	<0.0025	
8/2/2022	<0.0025	
2/6/2023	<0.0025	
8/1/2023	<0.0025	
2/6/2024		<0.0025

ND substitution: RL or RL/2 if <15% NDs.

Prediction Limit

Constituent: Cadmium (mg/L) Analysis Run 3/11/2024 5:32 PM View: Appendix I - Intrawell

Plant McIntosh Client: Southern Company Data: McIntosh LF4 CCR

	GWA-14	GWA-14
12/7/2015	<0.0025	
12/15/2015	<0.0025	
12/29/2015	<0.0025	
1/13/2016	<0.0025	
1/25/2016	<0.0025	
4/20/2016	<0.0025	
6/14/2016	6.2E-05 (J)	
8/9/2016	<0.0025	
9/27/2016	<0.0025	
11/15/2016	<0.0025	
1/11/2017	<0.0025	
2/28/2017	<0.0025	
4/20/2017	<0.0025	
7/19/2017	<0.0025	
1/11/2018	<0.0025	
7/11/2018	<0.0025	
1/29/2019	<0.0025	
3/26/2019	<0.0025	
9/10/2019	<0.0025	
4/1/2020	<0.0025	
9/15/2020	<0.0025	
3/16/2021	<0.0025	
8/17/2021	0.00036 (J)	
2/22/2022	<0.0025	
8/2/2022	<0.0025	
2/7/2023	<0.0025	
8/2/2023	<0.0025	
2/6/2024		<0.0025

ND substitution: RL or RL/2 if <15% NDs.

Prediction Limit

Constituent: Cadmium (mg/L) Analysis Run 3/11/2024 5:32 PM View: Appendix I - Intrawell

Plant McIntosh Client: Southern Company Data: McIntosh LF4 CCR

	GWA-15	GWA-15
12/7/2015	<0.0025	
12/15/2015	<0.0025	
12/28/2015	<0.0025	
1/13/2016	<0.0025	
1/25/2016	<0.0025	
4/21/2016	<0.0025	
6/15/2016	<0.0025	
8/9/2016	<0.0025	
9/27/2016	<0.0025	
11/15/2016	<0.0025	
1/11/2017	<0.0025	
2/28/2017	<0.0025	
4/20/2017	<0.0025	
7/19/2017	<0.0025	
1/11/2018	<0.0025	
7/11/2018	<0.0025	
1/29/2019	<0.0025	
3/26/2019	<0.0025	
9/11/2019	<0.0025	
4/1/2020	<0.0025	
9/15/2020	<0.0025	
3/17/2021	<0.0025	
8/19/2021	<0.0025	
2/22/2022	<0.0025	
8/2/2022	<0.0025	
2/7/2023	<0.0025	
8/1/2023	<0.0025	
2/6/2024		<0.0025

ND substitution: RL or RL/2 if <15% NDs.

Prediction Limit

Constituent: Cadmium (mg/L) Analysis Run 3/11/2024 5:32 PM View: Appendix I - Intrawell

Plant McIntosh Client: Southern Company Data: McIntosh LF4 CCR

	GWA-16	GWA-16
12/7/2015	<0.0025	
12/14/2015	<0.0025	
12/28/2015	<0.0025	
1/13/2016	<0.0025	
1/25/2016	<0.0025	
4/20/2016	<0.0025	
6/15/2016	<0.0025	
8/9/2016	<0.0025	
9/27/2016	<0.0025	
11/15/2016	<0.0025	
1/11/2017	<0.0025	
3/1/2017	<0.0025	
4/20/2017	<0.0025	
7/19/2017	<0.0025	
1/11/2018	<0.0025	
7/11/2018	<0.0025	
1/29/2019	<0.0025	
3/26/2019	<0.0025	
9/10/2019	0.00015 (J)	
4/1/2020	<0.0025	
9/15/2020	<0.0025	
3/16/2021	<0.0025	
8/17/2021	<0.0025	
2/22/2022	<0.0025	
8/2/2022	<0.0025	
2/7/2023	<0.0025	
8/1/2023	<0.0025	
2/6/2024		<0.0025

ND substitution: RL or RL/2 if <15% NDs.

Prediction Limit

Constituent: Cadmium (mg/L) Analysis Run 3/11/2024 5:32 PM View: Appendix I - Intrawell

Plant McIntosh Client: Southern Company Data: McIntosh LF4 CCR

	GWA-2	GWA-2
8/25/2004	<0.0025	
9/11/2004	<0.0025	
9/26/2004	<0.0025	
10/13/2004	<0.0025	
7/11/2005	<0.0025	
12/7/2005	<0.0025	
6/22/2006	<0.0025	
11/28/2006	<0.0025	
7/6/2007	<0.0025	
12/13/2007	<0.0025	
6/20/2008	<0.0025	
12/7/2008	<0.0025	
7/9/2009	<0.0025	
12/28/2009	<0.0025	
6/22/2010	<0.0025	
1/4/2011	<0.0025	
7/9/2011	<0.0025	
1/21/2012	<0.0025	
7/11/2012	<0.0025	
1/20/2013	<0.0025	
7/19/2013	<0.0025	
1/15/2014	<0.0025	
7/11/2014	<0.0025	
1/16/2015	<0.0025	
6/20/2015	<0.0025	
1/16/2016	<0.0025	
4/19/2016	<0.0025	
6/14/2016	<0.0025	
8/9/2016	<0.0025	
9/26/2016	<0.0025	
11/15/2016	<0.0025	
1/10/2017	<0.0025	
2/28/2017	<0.0025	
4/19/2017	<0.0025	
7/17/2017	<0.0025	
1/10/2018	<0.0025	
7/11/2018	<0.0025	
1/29/2019	<0.0025	
3/27/2019	<0.0025	
9/11/2019	<0.0025	
4/1/2020	<0.0025	
9/15/2020	<0.0025	
3/16/2021	<0.0025	
8/17/2021	<0.0025	
2/22/2022	<0.0025	
8/2/2022	<0.0025	
2/7/2023	<0.0025	
8/1/2023	<0.0025	
2/6/2024		<0.0025

ND substitution: RL or RL/2 if <15% NDs.

Prediction Limit

Constituent: Cadmium (mg/L) Analysis Run 3/11/2024 5:32 PM View: Appendix I - Intrawell

Plant McIntosh Client: Southern Company Data: McIntosh LF4 CCR

	GWA-3	GWA-3
8/25/2004	<0.0025	
9/11/2004	<0.0025	
9/26/2004	<0.0025	
10/13/2004	<0.0025	
7/11/2005	<0.0025	
12/7/2005	<0.0025	
6/22/2006	<0.0025	
11/28/2006	<0.0025	
7/6/2007	<0.0025	
12/13/2007	<0.0025	
6/20/2008	<0.0025	
12/7/2008	<0.0025	
7/9/2009	<0.0025	
12/28/2009	<0.0025	
6/22/2010	<0.0025	
1/5/2011	<0.0025	
7/9/2011	<0.0025	
1/20/2012	<0.0025	
7/11/2012	<0.0025	
1/19/2013	<0.0025	
7/18/2013	<0.0025	
1/15/2014	<0.0025	
7/11/2014	<0.0025	
1/15/2015	<0.0025	
6/19/2015	<0.0025	
1/16/2016	<0.0025	
4/19/2016	<0.0025	
6/14/2016	<0.0025	
8/9/2016	<0.0025	
9/27/2016	<0.0025	
11/14/2016	<0.0025	
1/10/2017	<0.0025	
2/28/2017	<0.0025	
4/19/2017	<0.0025	
7/18/2017	<0.0025	
1/10/2018	<0.0025	
7/11/2018	<0.0025	
1/29/2019	<0.0025	
3/27/2019	<0.0025	
9/11/2019	<0.0025	
4/1/2020	<0.0025	
9/15/2020	<0.0025	
3/16/2021	<0.0025	
8/17/2021	<0.0025	
2/22/2022	<0.0025	
8/2/2022	<0.0025	
2/7/2023	<0.0025	
8/2/2023	<0.0025	
2/6/2024		<0.0025

ND substitution: RL or RL/2 if <15% NDs.

Prediction Limit

Constituent: Cadmium (mg/L) Analysis Run 3/11/2024 5:32 PM View: Appendix I - Intrawell

Plant McIntosh Client: Southern Company Data: McIntosh LF4 CCR

	GWA-4A	GWA-4A
8/25/2004	<0.0025	
9/11/2004	<0.0025	
9/26/2004	<0.0025	
10/13/2004	<0.0025	
7/11/2005	<0.0025	
12/7/2005	<0.0025	
6/22/2006	<0.0025	
11/28/2006	<0.0025	
7/6/2007	<0.0025	
12/13/2007	<0.0025	
6/20/2008	<0.0025	
12/7/2008	<0.0025	
7/9/2009	<0.0025	
12/30/2009	<0.0025	
6/22/2010	<0.0025	
1/4/2011	<0.0025	
7/10/2011	<0.0025	
1/21/2012	<0.0025	
7/11/2012	<0.0025	
1/20/2013	<0.0025	
7/19/2013	<0.0025	
1/16/2014	<0.0025	
7/10/2014	<0.0025	
1/16/2015	<0.0025	
6/20/2015	<0.0025	
1/14/2016	<0.0025	
4/20/2016	0.000111 (J)	
6/14/2016	0.00013 (J)	
8/11/2016	<0.0025	
9/27/2016	<0.0025	
11/14/2016	<0.0025	
1/10/2017	<0.0025	
2/28/2017	<0.0025	
4/20/2017	<0.0025	
7/18/2017	<0.0025	
1/10/2018	<0.0025	
7/11/2018	<0.0025	
1/29/2019	<0.0025	
3/26/2019	<0.0025	
9/10/2019	0.00019 (J)	
3/31/2020	<0.0025	
9/16/2020	<0.0025	
3/17/2021	<0.0025	
8/19/2021	<0.0025	
2/23/2022	0.00024 (J)	
8/3/2022	<0.0025	
2/7/2023	<0.0025	
8/1/2023	<0.0025	
2/6/2024		<0.0025

ND substitution: RL or RL/2 if <15% NDs.

Prediction Limit

Constituent: Cadmium (mg/L) Analysis Run 3/11/2024 5:32 PM View: Appendix I - Intrawell

Plant McIntosh Client: Southern Company Data: McIntosh LF4 CCR

	GWA-5	GWA-5
8/25/2004	<0.0025	
9/11/2004	<0.0025	
9/26/2004	<0.0025	
10/13/2004	<0.0025	
7/11/2005	<0.0025	
12/7/2005	<0.0025	
6/22/2006	<0.0025	
11/28/2006	<0.0025	
7/6/2007	<0.0025	
12/13/2007	<0.0025	
6/20/2008	<0.0025	
12/7/2008	<0.0025	
7/9/2009	<0.0025	
12/29/2009	<0.0025	
6/22/2010	<0.0025	
1/4/2011	<0.0025	
7/9/2011	<0.0025	
1/21/2012	<0.0025	
7/11/2012	<0.0025	
1/19/2013	<0.0025	
7/18/2013	<0.0025	
1/15/2014	<0.0025	
7/10/2014	<0.0025	
1/15/2015	<0.0025	
6/19/2015	<0.0025	
1/14/2016	<0.0025	
4/20/2016	<0.0025	
6/14/2016	<0.0025	
8/9/2016	<0.0025	
9/27/2016	<0.0025	
11/15/2016	<0.0025	
1/11/2017	<0.0025	
1/19/2017	<0.0025	
1/24/2017	<0.0025	
2/28/2017	<0.0025	
4/20/2017	<0.0025	
7/18/2017	<0.0025	
1/10/2018	<0.0025	
7/11/2018	<0.0025	
1/29/2019	<0.0025	
3/26/2019	<0.0025	
9/10/2019	<0.0025	
3/31/2020	<0.0025	
9/15/2020	<0.0025	
3/17/2021	<0.0025	
8/19/2021	<0.0025	
2/22/2022	<0.0025	
8/2/2022	<0.0025	
2/7/2023	<0.0025	
8/1/2023	<0.0025	
2/6/2024		<0.0025

ND substitution: RL or RL/2 if <15% NDs.

Prediction Limit

Constituent: Cadmium (mg/L) Analysis Run 3/11/2024 5:32 PM View: Appendix I - Intrawell

Plant McIntosh Client: Southern Company Data: McIntosh LF4 CCR

	GWC-1	GWC-1
8/25/2004	<0.0025	
9/11/2004	<0.0025	
9/26/2004	<0.0025	
7/11/2005	<0.0025	
12/7/2005	<0.0025	
6/22/2006	<0.0025	
11/28/2006	<0.0025	
7/6/2007	<0.0025	
12/13/2007	<0.0025	
6/20/2008	<0.0025	
12/7/2008	<0.0025	
7/9/2009	<0.0025	
12/28/2009	<0.0025	
6/22/2010	<0.0025	
1/4/2011	<0.0025	
7/9/2011	<0.0025	
1/21/2012	<0.0025	
7/11/2012	<0.0025	
1/20/2013	<0.0025	
7/19/2013	<0.0025	
1/15/2014	<0.0025	
7/11/2014	<0.0025	
1/16/2015	<0.0025	
6/20/2015	<0.0025	
1/16/2016	<0.0025	
4/20/2016	<0.0025	
6/15/2016	<0.0025	
8/10/2016	<0.0025	
9/27/2016	<0.0025	
11/15/2016	<0.0025	
1/12/2017	<0.0025	
1/23/2017	<0.0025	
3/1/2017	<0.0025	
4/20/2017	<0.0025	
7/19/2017	<0.0025	
1/11/2018	<0.0025	
7/12/2018	<0.0025	
1/30/2019	<0.0025	
3/27/2019	<0.0025	
9/11/2019	<0.0025	
4/1/2020	<0.0025	
9/15/2020	<0.0025	
3/16/2021	<0.0025	
8/18/2021	<0.0025	
2/23/2022	<0.0025	
8/3/2022	0.0001 (J)	
2/7/2023	<0.0025	
8/2/2023	<0.0025	
2/7/2024		<0.0025

ND substitution: RL or RL/2 if <15% NDs.

Prediction Limit

Constituent: Cadmium (mg/L) Analysis Run 3/11/2024 5:32 PM View: Appendix I - Intrawell

Plant McIntosh Client: Southern Company Data: McIntosh LF4 CCR

	GWC-17	GWC-17
12/8/2015	0.00049 (J)	
12/14/2015	0.00053 (J)	
12/28/2015	0.00061 (J)	
1/13/2016	0.00063 (J)	
1/26/2016	0.00072 (J)	
4/20/2016	0.000633 (J)	
6/15/2016	0.00055 (J)	
8/9/2016	0.00046 (J)	
9/27/2016	0.00071 (J)	
11/15/2016	0.00056 (J)	
1/11/2017	0.0007 (J)	
3/1/2017	0.00063 (J)	
4/20/2017	0.00055 (J)	
7/19/2017	0.00072 (J)	
1/11/2018	0.00062 (J)	
7/11/2018	0.0004 (J)	
1/29/2019	0.00062 (J)	
3/27/2019	0.00041	
9/11/2019	0.00064 (J)	
4/1/2020	0.00048 (J)	
9/15/2020	0.00046 (J)	
3/16/2021	0.00057 (J)	
8/19/2021	0.00057 (J)	
2/22/2022	0.00064 (J)	
8/2/2022	0.00057 (J)	
2/8/2023	0.00058 (J)	
8/2/2023	0.00052 (J)	
2/6/2024		0.00065 (J)

Prediction Limit

Constituent: Cadmium (mg/L) Analysis Run 3/11/2024 5:32 PM View: Appendix I - Intrawell

Plant McIntosh Client: Southern Company Data: McIntosh LF4 CCR

	GWC-18	GWC-18
12/8/2015	<0.0025	
12/14/2015	<0.0025	
12/28/2015	<0.0025	
1/14/2016	<0.0025	
1/26/2016	<0.0025	
4/19/2016	<0.0025	
6/16/2016	8.5E-05 (J)	
8/11/2016	<0.0025	
9/28/2016	<0.0025	
11/16/2016	<0.0025	
1/11/2017	<0.0025	
3/1/2017	<0.0025	
4/25/2017	<0.0025	
7/25/2017	<0.0025	
1/12/2018	<0.0025	
7/11/2018	<0.0025	
1/30/2019	<0.0025	
3/27/2019	<0.0025	
9/11/2019	<0.0025	
4/1/2020	<0.0025	
9/15/2020	<0.0025	
3/17/2021	<0.0025	
8/19/2021	<0.0025	
2/23/2022	<0.0025	
8/2/2022	<0.0025	
2/7/2023	<0.0025	
8/2/2023	<0.0025	
2/7/2024		<0.0025

ND substitution: RL or RL/2 if <15% NDs.

Prediction Limit

Constituent: Cadmium (mg/L) Analysis Run 3/11/2024 5:32 PM View: Appendix I - Intrawell

Plant McIntosh Client: Southern Company Data: McIntosh LF4 CCR

	GWC-19	GWC-19
12/8/2015	<0.0025	
12/15/2015	<0.0025	
12/28/2015	<0.0025	
1/14/2016	<0.0025	
1/26/2016	<0.0025	
4/19/2016	0.00017 (J)	
6/16/2016	0.00018 (J)	
8/10/2016	<0.0025	
9/28/2016	<0.0025	
11/15/2016	<0.0025	
1/16/2017	<0.0025	
3/1/2017	<0.0025	
4/25/2017	<0.0025	
7/25/2017	<0.0025	
1/12/2018	<0.0025	
7/11/2018	<0.0025	
1/29/2019	0.0002 (J)	
3/27/2019	<0.0025	
9/11/2019	0.00031 (J)	
4/1/2020	<0.0025	
9/16/2020	<0.0025	
3/16/2021	<0.0025	
8/19/2021	<0.0025	
2/23/2022	<0.0025	
8/3/2022	0.00016 (J)	
2/8/2023	0.00018 (J)	
8/2/2023	0.00025 (J)	
2/7/2024		0.00011 (J)

ND substitution: RL or RL/2 if <15% NDs.

Prediction Limit

Constituent: Cadmium (mg/L) Analysis Run 3/11/2024 5:32 PM View: Appendix I - Intrawell

Plant McIntosh Client: Southern Company Data: McIntosh LF4 CCR

	GWC-20	GWC-20
12/9/2015	<0.0025	
12/14/2015	0.00031 (J)	
12/29/2015	0.00075 (J)	
1/14/2016	0.00039 (J)	
1/25/2016	0.00078 (J)	
4/21/2016	0.00052 (J)	
6/16/2016	0.00044 (J)	
8/10/2016	<0.0025	
9/27/2016	<0.0025	
11/15/2016	<0.0025	
1/13/2017	0.00036 (J)	
3/1/2017	<0.0025	
4/25/2017	<0.0025	
7/25/2017	<0.0025	
1/12/2018	<0.0025	
7/11/2018	<0.0025	
1/29/2019	0.00016 (J)	
3/27/2019	<0.0025	
9/11/2019	0.00029 (J)	
4/1/2020	<0.0025	
9/15/2020	<0.0025	
3/16/2021	<0.0025	
8/19/2021	<0.0025	
2/22/2022	<0.0025	
8/3/2022	0.00016 (J)	
2/8/2023	0.00011 (J)	
8/2/2023	0.00015 (J)	
2/7/2024		0.00013 (J)

ND substitution: RL or RL/2 if <15% NDs.

Prediction Limit

Constituent: Cadmium (mg/L) Analysis Run 3/11/2024 5:33 PM View: Appendix I - Intrawell

Plant McIntosh Client: Southern Company Data: McIntosh LF4 CCR

	GWC-21	GWC-21
12/9/2015	<0.0025	
12/14/2015	<0.0025	
12/29/2015	<0.0025	
1/14/2016	<0.0025	
1/25/2016	<0.0025	
4/21/2016	<0.0025	
6/16/2016	0.00012 (J)	
8/10/2016	<0.0025	
9/27/2016	0.00062 (J)	
11/15/2016	<0.0025	
1/12/2017	<0.0025	
3/1/2017	<0.0025	
4/24/2017	<0.0025	
7/25/2017	<0.0025	
1/11/2018	<0.0025	
7/11/2018	<0.0025	
1/30/2019	0.00014 (J)	
3/27/2019	<0.0025	
9/11/2019	0.00029 (J)	
4/1/2020	<0.0025	
9/15/2020	<0.0025	
3/17/2021	<0.0025	
8/19/2021	<0.0025	
2/23/2022	<0.0025	
8/4/2022	0.00014 (J)	
2/8/2023	<0.0025	
8/3/2023	0.00011 (J)	
2/7/2024		0.00012 (J)

ND substitution: RL or RL/2 if <15% NDs.

Prediction Limit

Constituent: Cadmium (mg/L) Analysis Run 3/11/2024 5:33 PM View: Appendix I - Intrawell

Plant McIntosh Client: Southern Company Data: McIntosh LF4 CCR

	GWC-23	GWC-23
6/16/2016	<0.0025	
8/10/2016	<0.0025	
9/28/2016	<0.0025	
11/16/2016	<0.0025	
1/17/2017	<0.0025	
3/2/2017	<0.0025	
4/25/2017	<0.0025	
7/13/2017	<0.0025	
7/25/2017	<0.0025	
1/12/2018	<0.0025	
7/12/2018	<0.0025	
1/30/2019	0.00015 (J)	
3/27/2019	<0.0025	
9/11/2019	0.00018 (J)	
4/1/2020	<0.0025	
9/15/2020	<0.0025	
3/17/2021	<0.0025	
8/19/2021	<0.0025	
2/23/2022	<0.0025	
8/4/2022	<0.0025	
2/8/2023	0.00013 (J)	
8/3/2023	0.0001 (J)	
2/7/2024		<0.0025

ND substitution: RL or RL/2 if <15% NDs.

Prediction Limit

Constituent: Cadmium (mg/L) Analysis Run 3/11/2024 5:33 PM View: Appendix I - Intrawell

Plant McIntosh Client: Southern Company Data: McIntosh LF4 CCR

	GWC-9	GWC-9
8/25/2004	<0.0025	
9/11/2004	<0.0025	
9/26/2004	<0.0025	
10/13/2004	<0.0025	
7/11/2005	<0.0025	
12/7/2005	<0.0025	
6/22/2006	<0.0025	
11/28/2006	<0.0025	
7/6/2007	<0.0025	
12/13/2007	<0.0025	
6/20/2008	<0.0025	
12/7/2008	<0.0025	
7/9/2009	<0.0025	
12/29/2009	<0.0025	
6/22/2010	<0.0025	
1/5/2011	<0.0025	
7/9/2011	<0.0025	
1/21/2012	<0.0025	
7/11/2012	<0.0025	
1/19/2013	<0.0025	
7/18/2013	<0.0025	
1/15/2014	<0.0025	
7/10/2014	<0.0025	
1/16/2015	<0.0025	
6/20/2015	<0.0025	
1/14/2016	<0.0025	
4/19/2016	<0.0025	
6/15/2016	<0.0025	
8/10/2016	<0.0025	
9/27/2016	<0.0025	
11/15/2016	<0.0025	
1/13/2017	<0.0025	
3/1/2017	<0.0025	
4/24/2017	<0.0025	
7/24/2017	<0.0025	
1/12/2018	<0.0025	
7/12/2018	<0.0025	
1/30/2019	<0.0025	
3/27/2019	<0.0025	
9/11/2019	<0.0025	
4/1/2020	<0.0025	
9/16/2020	<0.0025	
3/17/2021	<0.0025	
8/19/2021	<0.0025	
2/23/2022	<0.0025	
8/3/2022	0.00011 (J)	
2/8/2023	9.5E-05 (J)	
8/2/2023	<0.0025	
2/7/2024		0.00012 (J)

ND substitution: RL or RL/2 if <15% NDs.

Prediction Limit

Constituent: Chromium (mg/L) Analysis Run 3/11/2024 5:33 PM View: Appendix I - Intrawell

Plant McIntosh Client: Southern Company Data: McIntosh LF4 CCR

	GWA-13	GWA-13
12/7/2015	<0.002	
12/15/2015	<0.002	
12/29/2015	<0.002	
1/25/2016	<0.002	
4/20/2016	<0.01 (o)	
6/14/2016	0.0094 (J)	
8/9/2016	<0.002	
9/27/2016	<0.002	
11/15/2016	<0.002	
1/12/2017	<0.002	
2/28/2017	0.0049	
4/20/2017	0.0011 (J)	
7/18/2017	<0.002	
1/10/2018	<0.002	
7/11/2018	<0.002	
1/29/2019	0.0037 (J)	
3/26/2019	0.0014	
9/10/2019	0.0052	
3/31/2020	0.0019 (J)	
9/15/2020	<0.002	
3/16/2021	<0.002	
8/18/2021	<0.002	
2/22/2022	<0.002	
8/2/2022	<0.002	
2/6/2023	0.0025	
8/1/2023	0.0018 (J)	
2/6/2024		0.0021

ND substitution: RL or RL/2 if <15% NDs.

Prediction Limit

Constituent: Chromium (mg/L) Analysis Run 3/11/2024 5:33 PM View: Appendix I - Intrawell

Plant McIntosh Client: Southern Company Data: McIntosh LF4 CCR

	GWA-14	GWA-14
12/7/2015	<0.002	
12/15/2015	<0.002	
12/29/2015	<0.002	
1/25/2016	<0.002	
4/20/2016	<0.002	
6/14/2016	0.00086 (J)	
8/9/2016	<0.002	
9/27/2016	<0.002	
11/15/2016	<0.002	
1/11/2017	<0.002	
2/28/2017	0.0047	
4/20/2017	<0.002	
7/19/2017	<0.002	
1/11/2018	<0.002	
7/11/2018	<0.002	
1/29/2019	<0.002	
3/26/2019	<0.002	
9/10/2019	0.004	
4/1/2020	<0.002	
9/15/2020	<0.002	
3/16/2021	<0.002	
8/17/2021	<0.002	
2/22/2022	<0.002	
8/2/2022	<0.002	
2/7/2023	0.0021	
8/2/2023	0.0021	
2/6/2024		<0.002

ND substitution: RL or RL/2 if <15% NDs.

Prediction Limit

Constituent: Chromium (mg/L) Analysis Run 3/11/2024 5:33 PM View: Appendix I - Intrawell

Plant McIntosh Client: Southern Company Data: McIntosh LF4 CCR

	GWA-15	GWA-15
12/7/2015	<0.002	
12/15/2015	<0.002	
12/28/2015	<0.002	
1/25/2016	<0.002	
4/21/2016	<0.002	
6/15/2016	0.0008 (J)	
8/9/2016	<0.002	
9/27/2016	<0.002	
11/15/2016	<0.002	
1/11/2017	<0.002	
2/28/2017	0.0051	
4/20/2017	0.0012 (J)	
7/19/2017	0.0013 (J)	
1/11/2018	0.0011 (J)	
7/11/2018	<0.002	
1/29/2019	<0.002	
3/26/2019	0.0016	
9/11/2019	0.0038	
4/1/2020	0.0015 (J)	
9/15/2020	<0.002	
3/17/2021	<0.002	
8/19/2021	<0.002	
2/22/2022	<0.002	
8/2/2022	<0.002	
2/7/2023	0.0021	
8/1/2023	0.0019 (J)	
2/6/2024		0.0014 (J)

ND substitution: RL or RL/2 if <15% NDs.

Prediction Limit

Constituent: Chromium (mg/L) Analysis Run 3/11/2024 5:33 PM View: Appendix I - Intrawell

Plant McIntosh Client: Southern Company Data: McIntosh LF4 CCR

	GWA-16	GWA-16
12/7/2015	<0.002	
12/14/2015	<0.002	
12/28/2015	<0.002	
1/25/2016	<0.002	
4/20/2016	<0.002	
6/15/2016	0.00072 (J)	
8/9/2016	<0.002	
9/27/2016	<0.002	
11/15/2016	0.0011 (J)	
1/11/2017	0.0012 (J)	
3/1/2017	0.0052	
4/20/2017	0.0013 (J)	
7/19/2017	0.0015 (J)	
1/11/2018	0.0013 (J)	
7/11/2018	0.0012 (J)	
1/29/2019	<0.002	
3/26/2019	0.0015	
9/10/2019	0.004	
4/1/2020	0.024	
9/15/2020	0.0015 (J)	
3/16/2021	0.0017 (J)	
8/17/2021	0.0019 (J)	
2/22/2022	0.0015 (J)	
8/2/2022	<0.002	
2/7/2023	0.0025	
8/1/2023	0.0024	
2/6/2024		0.0016 (J)

ND substitution: RL or RL/2 if <15% NDs.

Prediction Limit

Constituent: Chromium (mg/L) Analysis Run 3/11/2024 5:33 PM View: Appendix I - Intrawell

Plant McIntosh Client: Southern Company Data: McIntosh LF4 CCR

	GWA-2	GWA-2
8/25/2004	<0.0025	
9/11/2004	<0.0025	
9/26/2004	<0.0025	
10/13/2004	<0.0025	
7/11/2005	<0.0025	
12/7/2005	<0.0025	
6/22/2006	0.0024	
11/28/2006	0.0019	
7/6/2007	0.0021	
12/13/2007	0.0021	
6/20/2008	0.0017	
12/7/2008	0.0018	
7/9/2009	0.0015	
12/28/2009	0.002	
6/22/2010	0.0017	
1/4/2011	0.002	
7/9/2011	0.0027	
1/21/2012	<0.0025	
7/11/2012	0.0061 (O)	
1/20/2013	0.002	
7/19/2013	0.0021	
1/15/2014	0.0029	
7/11/2014	0.002	
1/16/2015	0.0026	
6/20/2015	0.002	
1/16/2016	0.0015	
4/19/2016	<0.0025	
6/14/2016	0.0017 (J)	
8/9/2016	0.0014 (J)	
9/26/2016	0.0016 (J)	
11/15/2016	0.0015 (J)	
1/10/2017	0.0015 (J)	
2/28/2017	0.0044	
4/19/2017	0.0011 (J)	
7/17/2017	0.0011 (J)	
1/10/2018	0.0014 (J)	
7/11/2018	0.0011 (J)	
1/29/2019	<0.0025	
3/27/2019	0.0016	
9/11/2019	0.004	
4/1/2020	0.0017 (J)	
9/15/2020	0.0015 (J)	
3/16/2021	0.0015 (J)	
8/17/2021	0.0016 (J)	
2/22/2022	0.0018 (J)	
8/2/2022	0.0015 (J)	
2/7/2023	0.0028	
8/1/2023	0.0025	
2/6/2024		0.002

ND substitution: RL or RL/2 if <15% NDs.

Prediction Limit

Constituent: Chromium (mg/L) Analysis Run 3/11/2024 5:33 PM View: Appendix I - Intrawell

Plant McIntosh Client: Southern Company Data: McIntosh LF4 CCR

	GWA-3	GWA-3
8/25/2004	<0.002	
9/11/2004	0.0024	
9/26/2004	<0.002	
10/13/2004	<0.002	
7/11/2005	<0.002	
12/7/2005	<0.002	
6/22/2006	0.0021	
11/28/2006	0.0023	
7/6/2007	0.0049	
12/13/2007	0.0013	
6/20/2008	0.0025	
12/7/2008	0.0034	
7/9/2009	<0.002	
12/28/2009	0.0021	
6/22/2010	0.0018	
1/5/2011	0.077 (O)	
7/9/2011	0.004	
1/20/2012	<0.002	
7/11/2012	<0.002	
1/19/2013	0.0013	
7/18/2013	0.0022	
1/15/2014	0.0019	
7/11/2014	0.0014	
1/15/2015	0.0011 (J)	
6/19/2015	0.0012 (J)	
1/16/2016	0.0014	
4/19/2016	<0.002	
6/14/2016	0.00085 (J)	
8/9/2016	<0.002	
9/27/2016	<0.002	
11/14/2016	0.0011 (J)	
1/10/2017	0.0012 (J)	
2/28/2017	0.004	
4/19/2017	0.0011 (J)	
7/18/2017	<0.002	
1/10/2018	0.0012 (J)	
7/11/2018	0.0011 (J)	
1/29/2019	<0.002	
3/27/2019	0.0014	
9/11/2019	0.0034	
4/1/2020	<0.002	
9/15/2020	<0.002	
3/16/2021	0.0015 (J)	
8/17/2021	0.0015 (J)	
2/22/2022	<0.002	
8/2/2022	<0.002	
2/7/2023	0.0019 (J)	
8/2/2023	0.0022	
2/6/2024		<0.002

ND substitution: RL or RL/2 if <15% NDs.

Prediction Limit

Constituent: Chromium (mg/L) Analysis Run 3/11/2024 5:33 PM View: Appendix I - Intrawell

Plant McIntosh Client: Southern Company Data: McIntosh LF4 CCR

	GWA-4A	GWA-4A
8/25/2004	0.0022	
9/11/2004	<0.002	
9/26/2004	<0.002	
10/13/2004	<0.002	
7/11/2005	<0.002	
12/7/2005	<0.002	
6/22/2006	<0.002	
11/28/2006	<0.002	
7/6/2007	<0.002	
12/13/2007	<0.002	
6/20/2008	<0.002	
12/7/2008	<0.002	
7/9/2009	<0.002	
12/30/2009	0.0078	
6/22/2010	<0.002	
1/4/2011	0.0037	
7/10/2011	<0.002	
1/21/2012	<0.002	
7/11/2012	0.0096	
1/20/2013	0.0052	
7/19/2013	0.002	
1/16/2014	0.0061	
7/10/2014	<0.002	
1/16/2015	0.002	
6/20/2015	0.0011 (J)	
1/14/2016	0.0011 (J)	
4/20/2016	<0.002	
6/14/2016	0.0013 (J)	
8/11/2016	<0.002	
9/27/2016	<0.002	
11/14/2016	<0.002	
1/10/2017	<0.002	
2/28/2017	0.0048	
4/20/2017	<0.002	
7/18/2017	<0.002	
1/10/2018	<0.002	
7/11/2018	<0.002	
1/29/2019	<0.002	
3/26/2019	<0.002	
9/10/2019	0.0031	
3/31/2020	<0.002	
9/16/2020	<0.002	
3/17/2021	<0.002	
8/19/2021	<0.002	
2/23/2022	<0.002	
8/3/2022	<0.002	
2/7/2023	<0.002	
8/1/2023	<0.002	
2/6/2024		<0.002

ND substitution: RL or RL/2 if <15% NDs.

Prediction Limit

Constituent: Chromium (mg/L) Analysis Run 3/11/2024 5:33 PM View: Appendix I - Intrawell

Plant McIntosh Client: Southern Company Data: McIntosh LF4 CCR

	GWA-5	GWA-5
8/25/2004	0.22 (O)	
9/11/2004	<0.002	
9/26/2004	<0.002	
10/13/2004	<0.002	
7/11/2005	0.0023	
12/7/2005	<0.002	
6/22/2006	<0.002	
11/28/2006	<0.002	
7/6/2007	<0.002	
12/13/2007	<0.002	
6/20/2008	<0.002	
12/7/2008	<0.002	
7/9/2009	<0.002	
12/29/2009	0.004	
6/22/2010	<0.002	
1/4/2011	0.0027	
7/9/2011	<0.002	
1/21/2012	<0.002	
7/11/2012	0.0038	
1/19/2013	0.002	
7/18/2013	0.0023	
1/15/2014	0.0012 (J)	
7/10/2014	0.0012 (J)	
1/15/2015	<0.002	
6/19/2015	0.0037	
1/14/2016	<0.002	
4/20/2016	<0.002	
6/14/2016	0.0011 (J)	
8/9/2016	<0.002	
9/27/2016	<0.002	
11/15/2016	<0.002	
1/11/2017	<0.002	
1/19/2017	0.002 (J)	
1/24/2017	<0.002	
2/28/2017	0.0054	
4/20/2017	0.0013 (J)	
7/18/2017	<0.002	
1/10/2018	<0.002	
7/11/2018	<0.002	
1/29/2019	<0.002	
3/26/2019	<0.002	
9/10/2019	0.0041	
3/31/2020	<0.002	
9/15/2020	<0.002	
3/17/2021	<0.002	
8/19/2021	<0.002	
2/22/2022	<0.002	
8/2/2022	<0.002	
2/7/2023	0.002	
8/1/2023	0.0016 (J)	
2/6/2024		<0.002

ND substitution: RL or RL/2 if <15% NDs.

Prediction Limit

Constituent: Chromium (mg/L) Analysis Run 3/11/2024 5:33 PM View: Appendix I - Intrawell

Plant McIntosh Client: Southern Company Data: McIntosh LF4 CCR

	GWC-1	GWC-1
8/25/2004	<0.002	
9/11/2004	<0.002	
9/26/2004	<0.002	
7/11/2005	<0.002	
12/7/2005	0.0021	
6/22/2006	0.002	
11/28/2006	0.0024	
7/6/2007	0.0034	
12/13/2007	0.0029	
6/20/2008	0.002	
12/7/2008	0.072 (O)	
2/6/2009	0.0035	
7/9/2009	0.0017	
12/28/2009	<0.002	
6/22/2010	<0.002	
1/4/2011	0.0023	
7/9/2011	0.005	
1/21/2012	<0.002	
7/11/2012	0.0023	
1/20/2013	0.003	
7/19/2013	<0.002	
1/15/2014	0.002	
7/11/2014	0.0012 (J)	
1/16/2015	0.0011 (J)	
6/20/2015	0.0028	
1/16/2016	0.0013	
4/20/2016	<0.002	
6/15/2016	0.0011 (J)	
8/10/2016	0.0015 (J)	
9/27/2016	0.0018 (J)	
11/15/2016	0.0019 (J)	
1/12/2017	0.0012 (J)	
1/23/2017	<0.002	
3/1/2017	0.0049	
4/20/2017	<0.002	
7/19/2017	0.0017 (J)	
1/11/2018	<0.002	
7/12/2018	<0.002	
1/30/2019	<0.002	
3/27/2019	<0.002	
9/11/2019	0.0035	
4/1/2020	<0.002	
9/15/2020	<0.002	
3/16/2021	<0.002	
8/18/2021	0.0018 (J)	
2/23/2022	<0.002	
8/3/2022	0.0015 (J)	
2/7/2023	0.0024	
8/2/2023	0.0024	
2/7/2024		0.0018 (J)

ND substitution: RL or RL/2 if <15% NDs.

Prediction Limit

Constituent: Chromium (mg/L) Analysis Run 3/11/2024 5:33 PM View: Appendix I - Intrawell

Plant McIntosh Client: Southern Company Data: McIntosh LF4 CCR

	GWC-10	GWC-10
8/25/2004	<0.0013	
9/11/2004	0.0027	
9/26/2004	<0.0013	
10/13/2004	<0.0013	
7/11/2005	0.0036	
12/7/2005	0.0042	
6/22/2006	0.0045	
11/28/2006	0.0017	
7/6/2007	<0.0013	
12/13/2007	<0.0013	
6/20/2008	<0.0013	
12/7/2008	<0.0013	
7/10/2009	0.0021	
12/29/2009	0.0023	
6/22/2010	0.0051	
1/4/2011	0.0026	
7/10/2011	<0.0013	
1/21/2012	<0.0013	
7/11/2012	0.0018	
1/20/2013	0.0014	
7/19/2013	0.0032	
1/16/2014	0.0058	
7/10/2014	0.0034	
1/16/2015	0.0024	
6/20/2015	0.0072	
1/16/2016	0.0076	
4/21/2016	0.00617 (J)	
6/16/2016	0.007 (J)	
8/10/2016	0.0056	
9/27/2016	0.0057	
11/15/2016	0.0062	
1/12/2017	0.0061	
3/1/2017	0.01	
4/24/2017	0.0053	
7/24/2017	0.0055	
1/11/2018	0.0055	
7/12/2018	0.0017 (J)	
1/30/2019	0.0071 (J)	
3/27/2019	0.0035	
9/11/2019	0.004	
4/1/2020	0.0084	
9/15/2020	0.0018 (J)	
3/16/2021	0.0054	
8/18/2021	0.0026	
2/23/2022	0.0031	
8/3/2022	0.0031	
2/8/2023	0.0038	
8/2/2023	0.0051	
2/7/2024		0.003

ND substitution: RL or RL/2 if <15% NDs.

Prediction Limit

Constituent: Chromium (mg/L) Analysis Run 3/11/2024 5:33 PM View: Appendix I - Intrawell

Plant McIntosh Client: Southern Company Data: McIntosh LF4 CCR

	GWC-11	GWC-11
8/25/2004	0.0033	
9/11/2004	0.0038	
9/26/2004	0.0031	
10/13/2004	<0.005	
7/11/2005	0.0039	
12/7/2005	0.0053	
6/22/2006	0.0069	
11/28/2006	0.0056	
7/6/2007	0.0063	
12/13/2007	0.0058	
6/20/2008	0.013	
12/7/2008	0.0048	
7/10/2009	0.0086	
12/29/2009	0.0077	
6/22/2010	0.0046	
1/5/2011	0.0053	
7/9/2011	0.007	
1/21/2012	0.0073	
7/11/2012	0.01	
1/19/2013	0.0058	
7/19/2013	0.005	
1/15/2014	0.0081	
7/11/2014	0.0087	
1/16/2015	0.0061	
6/20/2015	0.005	
1/14/2016	0.0045	
4/20/2016	0.00856 (J)	
6/15/2016	0.0061 (J)	
8/10/2016	0.0052	
9/27/2016	0.0051	
11/15/2016	0.005	
1/12/2017	0.0051	
3/1/2017	0.0088	
4/24/2017	0.0049	
7/24/2017	0.0049	
1/11/2018	0.0044	
7/12/2018	0.0023 (J)	
1/30/2019	0.006 (J)	
3/27/2019	0.0031	
9/11/2019	0.0071	
4/2/2020	0.0055	
9/15/2020	0.0028	
3/17/2021	0.0031	
8/18/2021	0.004	
2/23/2022	0.005	
8/2/2022	0.0046	
2/8/2023	0.0059	
8/2/2023	0.0047	
2/7/2024		0.0058

ND substitution: RL or RL/2 if <15% NDs.

Prediction Limit

Constituent: Chromium (mg/L) Analysis Run 3/11/2024 5:33 PM View: Appendix I - Intrawell

Plant McIntosh Client: Southern Company Data: McIntosh LF4 CCR

	GWC-12	GWC-12
8/25/2004	<0.01	
9/11/2004	<0.01	
9/26/2004	<0.01	
10/13/2004	<0.01	
7/11/2005	<0.01	
12/7/2005	<0.01	
6/22/2006	0.002	
11/28/2006	0.0015	
7/6/2007	0.0021	
12/13/2007	0.0025	
6/20/2008	0.0017	
12/7/2008	0.0016	
7/10/2009	0.0017	
12/28/2009	0.0018	
6/22/2010	0.0018	
1/4/2011	0.0039	
7/9/2011	0.0041	
1/20/2012	<0.01	
7/11/2012	0.0052	
1/19/2013	0.0025	
7/18/2013	0.0035	
1/15/2014	0.0082	
7/11/2014	0.0048	
1/15/2015	0.0022	
6/19/2015	0.0024	
1/16/2016	0.002	
4/20/2016	<0.01	
6/15/2016	0.0016 (J)	
8/10/2016	0.0016 (J)	
9/27/2016	0.0019 (J)	
11/15/2016	0.0017 (J)	
1/12/2017	0.0017 (J)	
3/1/2017	0.0055	
4/20/2017	0.0016 (J)	
7/20/2017	0.0017 (J)	
1/11/2018	0.0016 (J)	
7/12/2018	0.0015 (J)	
1/30/2019	0.0039 (J)	
3/27/2019	0.0019	
9/11/2019	0.0036	
4/1/2020	0.0019 (J)	
9/16/2020	0.0016 (J)	
3/16/2021	0.0019 (J)	
8/18/2021	0.0037	
2/23/2022	0.0016 (J)	
8/3/2022	0.0019 (J)	
2/7/2023	0.002	
8/2/2023	0.0023	
2/8/2024		0.002

ND substitution: RL or RL/2 if <15% NDs.

Prediction Limit

Constituent: Chromium (mg/L) Analysis Run 3/11/2024 5:33 PM View: Appendix I - Intrawell

Plant McIntosh Client: Southern Company Data: McIntosh LF4 CCR

	GWC-17	GWC-17
12/8/2015	<0.01	
12/14/2015	<0.01	
12/28/2015	<0.01	
1/26/2016	<0.01	
4/20/2016	<0.01	
6/15/2016	0.0018 (J)	
8/9/2016	0.002 (J)	
9/27/2016	0.0021 (J)	
11/15/2016	0.002 (J)	
1/11/2017	0.0025	
3/1/2017	0.0067	
4/20/2017	0.0024 (J)	
7/19/2017	0.0025	
1/11/2018	0.0026	
7/11/2018	0.0025	
1/29/2019	0.0041 (J)	
3/27/2019	0.0028	
9/11/2019	0.0059	
4/1/2020	0.0032	
9/15/2020	0.0027	
3/16/2021	0.0031	
8/19/2021	0.0027	
2/22/2022	0.003	
8/2/2022	0.0033	
2/8/2023	0.0044	
8/2/2023	0.0039	
2/6/2024		0.0029

ND substitution: RL or RL/2 if <15% NDs.

Prediction Limit

Constituent: Chromium (mg/L) Analysis Run 3/11/2024 5:33 PM View: Appendix I - Intrawell

Plant McIntosh Client: Southern Company Data: McIntosh LF4 CCR

	GWC-18	GWC-18
12/8/2015	0.0012 (J)	
12/14/2015	0.0018	
12/28/2015	0.0017	
1/26/2016	0.0013	
4/19/2016	0.00277 (J)	
6/16/2016	0.0021 (J)	
8/11/2016	0.0023 (J)	
9/28/2016	0.0022 (J)	
11/16/2016	0.0019 (J)	
1/11/2017	0.0025	
3/1/2017	0.0065	
4/25/2017	0.0026	
7/25/2017	0.0023 (J)	
1/12/2018	0.002 (J)	
7/11/2018	0.0022 (J)	
1/30/2019	0.0049 (J)	
3/27/2019	0.0025	
9/11/2019	0.0049	
4/1/2020	0.0025	
9/15/2020	0.0025	
3/17/2021	0.0027	
8/19/2021	0.0025	
2/23/2022	0.0025	
8/2/2022	0.0025	
2/7/2023	0.0043	
8/2/2023	0.0025	
2/7/2024		0.0025

Prediction Limit

Constituent: Chromium (mg/L) Analysis Run 3/11/2024 5:33 PM View: Appendix I - Intrawell

Plant McIntosh Client: Southern Company Data: McIntosh LF4 CCR

	GWC-19	GWC-19
12/8/2015	0.0026	
12/15/2015	0.0017	
12/28/2015	0.0016	
1/26/2016	0.0016	
4/19/2016	0.002	
6/16/2016	0.0016 (J)	
8/10/2016	0.0016 (J)	
9/28/2016	<0.0025	
11/15/2016	<0.0025	
1/16/2017	0.0013 (J)	
3/1/2017	0.0056	
4/25/2017	0.0019 (J)	
7/25/2017	0.0013 (J)	
1/12/2018	0.0017 (J)	
7/11/2018	0.0011 (J)	
1/29/2019	<0.0025	
3/27/2019	0.0014	
9/11/2019	0.0043	
4/1/2020	0.0018 (J)	
9/16/2020	0.0015 (J)	
3/16/2021	0.0017 (J)	
8/19/2021	0.0015 (J)	
2/23/2022	0.0016 (J)	
8/3/2022	0.0017 (J)	
2/8/2023	0.0026	
8/2/2023	0.0023	
2/7/2024		0.0016 (J)

ND substitution: RL or RL/2 if <15% NDs.

Prediction Limit

Constituent: Chromium (mg/L) Analysis Run 3/11/2024 5:33 PM View: Appendix I - Intrawell

Plant McIntosh Client: Southern Company Data: McIntosh LF4 CCR

	GWC-20	GWC-20
12/9/2015	<0.002	
12/14/2015	<0.002	
12/29/2015	<0.002	
1/25/2016	<0.002	
4/21/2016	<0.002	
6/16/2016	0.0008 (J)	
8/10/2016	<0.002	
9/27/2016	<0.002	
11/15/2016	<0.002	
1/13/2017	<0.002	
3/1/2017	0.005	
4/25/2017	<0.002	
7/25/2017	<0.002	
1/12/2018	<0.002	
7/11/2018	<0.002	
1/29/2019	<0.002	
3/27/2019	<0.002	
9/11/2019	0.0034	
4/1/2020	<0.002	
9/15/2020	<0.002	
3/16/2021	<0.002	
8/19/2021	0.0018 (J)	
2/22/2022	<0.002	
8/3/2022	<0.002	
2/8/2023	0.002	
8/2/2023	0.004	
2/7/2024		<0.002

ND substitution: RL or RL/2 if <15% NDs.

Prediction Limit

Constituent: Chromium (mg/L) Analysis Run 3/11/2024 5:33 PM View: Appendix I - Intrawell

Plant McIntosh Client: Southern Company Data: McIntosh LF4 CCR

	GWC-21	GWC-21
12/9/2015	<0.002	
12/14/2015	<0.002	
12/29/2015	<0.002	
1/25/2016	<0.002	
4/21/2016	<0.002	
6/16/2016	0.00031 (J)	
8/10/2016	<0.002	
9/27/2016	0.35 (o)	
11/15/2016	<0.002	
1/12/2017	<0.002	
3/1/2017	0.0044	
4/24/2017	<0.002	
7/25/2017	<0.002	
1/11/2018	<0.002	
7/11/2018	<0.002	
1/30/2019	<0.002	
3/27/2019	<0.002	
9/11/2019	0.0025	
4/1/2020	<0.002	
9/15/2020	<0.002	
3/17/2021	<0.002	
8/19/2021	<0.002	
2/23/2022	<0.002	
8/4/2022	<0.002	
2/8/2023	<0.002	
8/3/2023	<0.002	
2/7/2024		<0.002

ND substitution: RL or RL/2 if <15% NDs.

Prediction Limit

Constituent: Chromium (mg/L) Analysis Run 3/11/2024 5:33 PM View: Appendix I - Intrawell

Plant McIntosh Client: Southern Company Data: McIntosh LF4 CCR

	GWC-23	GWC-23
6/16/2016	0.00023 (J)	
8/10/2016	<0.0025	
9/28/2016	<0.0025	
11/16/2016	<0.0025	
1/17/2017	<0.0025	
3/2/2017	0.0017 (J)	
4/25/2017	<0.0025	
7/13/2017	<0.0025	
7/25/2017	<0.0025	
1/12/2018	<0.0025	
7/12/2018	<0.0025	
1/30/2019	<0.0025	
3/27/2019	<0.0025	
9/11/2019	0.004	
4/1/2020	0.0022	
9/15/2020	0.0023	
3/17/2021	0.0027	
8/19/2021	0.0023	
2/23/2022	0.0028	
8/4/2022	0.0029	
2/8/2023	0.0033	
8/3/2023	0.0026	
2/7/2024		0.0029

ND substitution: RL or RL/2 if <15% NDs.

Prediction Limit

Constituent: Chromium (mg/L) Analysis Run 3/11/2024 5:33 PM View: Appendix I - Intrawell

Plant McIntosh Client: Southern Company Data: McIntosh LF4 CCR

	GWC-9	GWC-9
8/25/2004	<0.002	
9/11/2004	<0.002	
9/26/2004	<0.002	
10/13/2004	<0.002	
7/11/2005	<0.002	
12/7/2005	<0.002	
6/22/2006	<0.002	
11/28/2006	<0.002	
7/6/2007	0.0017	
12/13/2007	0.0021	
6/20/2008	0.0021	
12/7/2008	0.0018	
7/9/2009	0.0024	
12/29/2009	0.0021	
6/22/2010	<0.002	
1/5/2011	0.0034	
7/9/2011	0.0018	
1/21/2012	<0.002	
7/11/2012	0.0038	
1/19/2013	0.0065 (o)	
7/18/2013	0.0029	
1/15/2014	<0.002	
7/10/2014	<0.002	
1/16/2015	<0.002	
6/20/2015	<0.002	
1/14/2016	<0.002	
4/19/2016	<0.002	
6/15/2016	0.00021	
8/10/2016	<0.002	
9/27/2016	<0.002	
11/15/2016	<0.002	
1/13/2017	0.0012 (J)	
3/1/2017	0.0043	
4/24/2017	<0.002	
7/24/2017	<0.002	
1/12/2018	<0.002	
7/12/2018	<0.002	
1/30/2019	<0.002	
3/27/2019	<0.002	
9/11/2019	0.0025	
4/1/2020	<0.002	
9/16/2020	<0.002	
3/17/2021	<0.002	
8/19/2021	<0.002	
2/23/2022	<0.002	
8/3/2022	<0.002	
2/8/2023	0.0013 (J)	
8/2/2023	0.0012 (J)	
2/7/2024		<0.002

ND substitution: RL or RL/2 if <15% NDs.

Prediction Limit

Constituent: Cobalt (mg/L) Analysis Run 3/11/2024 5:33 PM View: Appendix I - Intrawell

Plant McIntosh Client: Southern Company Data: McIntosh LF4 CCR

	GWA-13	GWA-13
12/7/2015	0.0012 (J)	
12/15/2015	0.00099 (J)	
12/29/2015	0.0012 (J)	
1/13/2016	0.0012 (J)	
1/25/2016	0.00095 (J)	
4/20/2016	<0.0025	
6/14/2016	0.00072 (J)	
8/9/2016	0.00041 (J)	
9/27/2016	0.00058 (J)	
11/15/2016	0.00048 (J)	
1/12/2017	0.0014 (J)	
2/28/2017	0.00075 (J)	
4/20/2017	0.0005 (J)	
7/18/2017	0.00051 (J)	
1/10/2018	0.00049 (J)	
7/11/2018	<0.0025	
1/29/2019	0.00043 (J)	
3/26/2019	<0.0025	
9/10/2019	0.00064	
3/31/2020	0.00034 (J)	
9/15/2020	<0.0025	
3/16/2021	0.0005 (J)	
8/18/2021	0.00058 (J)	
2/22/2022	0.00052 (J)	
8/2/2022	0.00044 (J)	
2/6/2023	0.00049 (J)	
8/1/2023	0.00053 (J)	
2/6/2024		0.00049 (J)

ND substitution: RL or RL/2 if <15% NDs.

Prediction Limit

Constituent: Cobalt (mg/L) Analysis Run 3/11/2024 5:33 PM View: Appendix I - Intrawell

Plant McIntosh Client: Southern Company Data: McIntosh LF4 CCR

	GWA-14	GWA-14
12/7/2015	0.001 (J)	
12/15/2015	0.00078 (J)	
12/29/2015	0.00094 (J)	
1/13/2016	0.001 (J)	
1/25/2016	0.00085 (J)	
4/20/2016	<0.0025	
6/14/2016	0.00048 (J)	
8/9/2016	0.00045 (J)	
9/27/2016	0.00046 (J)	
11/15/2016	<0.0025	
1/11/2017	<0.0025	
2/28/2017	0.00051 (J)	
4/20/2017	<0.0025	
7/19/2017	<0.0025	
1/11/2018	<0.0025	
7/11/2018	<0.0025	
1/29/2019	0.00029 (J)	
3/26/2019	<0.0025	
9/10/2019	0.00042 (J)	
4/1/2020	0.00033 (J)	
9/15/2020	<0.0025	
3/16/2021	0.00035 (J)	
8/17/2021	0.00048 (J)	
2/22/2022	0.00042 (J)	
8/2/2022	0.00038 (J)	
2/7/2023	0.00043 (J)	
8/2/2023	0.00036 (J)	
2/6/2024		0.00041 (J)

ND substitution: RL or RL/2 if <15% NDs.

Prediction Limit

Constituent: Cobalt (mg/L) Analysis Run 3/11/2024 5:33 PM View: Appendix I - Intrawell

Plant McIntosh Client: Southern Company Data: McIntosh LF4 CCR

	GWA-15	GWA-15
12/7/2015	0.0011 (J)	
12/15/2015	0.0011 (J)	
12/28/2015	0.0016	
1/13/2016	0.0016	
1/25/2016	0.0014	
4/21/2016	<0.0025	
6/15/2016	0.00047 (J)	
8/9/2016	<0.0025	
9/27/2016	0.00045 (J)	
11/15/2016	0.00048 (J)	
1/11/2017	0.00046 (J)	
2/28/2017	0.00061 (J)	
4/20/2017	0.00042 (J)	
7/19/2017	0.00041 (J)	
1/11/2018	0.00044 (J)	
7/11/2018	0.0004 (J)	
1/29/2019	0.00037 (J)	
3/26/2019	<0.0025	
9/11/2019	0.00044 (J)	
4/1/2020	0.00036 (J)	
9/15/2020	<0.0025	
3/17/2021	0.0004 (J)	
8/19/2021	0.0004 (J)	
2/22/2022	0.00051 (J)	
8/2/2022	0.00042 (J)	
2/7/2023	0.0004 (J)	
8/1/2023	0.00043 (J)	
2/6/2024		0.00046 (J)

ND substitution: RL or RL/2 if <15% NDs.

Prediction Limit

Constituent: Cobalt (mg/L) Analysis Run 3/11/2024 5:33 PM View: Appendix I - Intrawell

Plant McIntosh Client: Southern Company Data: McIntosh LF4 CCR

	GWA-16	GWA-16
12/7/2015	0.0012 (J)	
12/14/2015	0.001 (J)	
12/28/2015	0.0012 (J)	
1/13/2016	0.001 (J)	
1/25/2016	0.00089 (J)	
4/20/2016	<0.0025	
6/15/2016	0.00063 (J)	
8/9/2016	0.00055 (J)	
9/27/2016	0.00059 (J)	
11/15/2016	0.0005 (J)	
1/11/2017	0.00044 (J)	
3/1/2017	0.00066 (J)	
4/20/2017	0.00045 (J)	
7/19/2017	0.00047 (J)	
1/11/2018	0.00043 (J)	
7/11/2018	0.00043 (J)	
1/29/2019	0.00044 (J)	
3/26/2019	<0.0025	
9/10/2019	0.0005	
4/1/2020	0.00036 (J)	
9/15/2020	<0.0025	
3/16/2021	0.00047 (J)	
8/17/2021	0.00043 (J)	
2/22/2022	0.00048 (J)	
8/2/2022	0.00049 (J)	
2/7/2023	0.00047 (J)	
8/1/2023	0.00055 (J)	
2/6/2024		0.00045 (J)

ND substitution: RL or RL/2 if <15% NDs.

Prediction Limit

Constituent: Cobalt (mg/L) Analysis Run 3/11/2024 5:33 PM View: Appendix I - Intrawell

Plant McIntosh Client: Southern Company Data: McIntosh LF4 CCR

	GWA-2	GWA-2
8/25/2004	<0.01	
9/11/2004	<0.01	
9/26/2004	<0.01	
10/13/2004	<0.01	
7/11/2005	<0.01	
12/7/2005	<0.01	
6/22/2006	<0.01	
11/28/2006	<0.01	
7/6/2007	<0.01	
12/13/2007	<0.01	
6/20/2008	<0.01	
12/7/2008	<0.01	
7/9/2009	<0.01	
12/28/2009	<0.01	
6/22/2010	<0.01	
1/4/2011	<0.01	
7/9/2011	<0.01	
1/21/2012	<0.01	
7/11/2012	0.0017	
1/20/2013	<0.01	
7/19/2013	<0.01	
1/15/2014	0.0011 (J)	
7/11/2014	0.0012 (J)	
1/16/2015	0.00083 (J)	
6/20/2015	0.0013	
1/16/2016	0.0012 (J)	
4/19/2016	<0.01	
6/14/2016	0.001 (J)	
8/9/2016	0.0012 (J)	
9/26/2016	0.0012 (J)	
11/15/2016	0.0013 (J)	
1/10/2017	0.0011 (J)	
2/28/2017	0.0014 (J)	
4/19/2017	0.0012 (J)	
7/17/2017	0.0013 (J)	
1/10/2018	0.0013 (J)	
7/11/2018	0.0013 (J)	
1/29/2019	0.001 (J)	
3/27/2019	0.0011	
9/11/2019	0.0015	
4/1/2020	0.0013 (J)	
9/15/2020	0.00099 (J)	
3/16/2021	0.0013 (J)	
8/17/2021	0.0015 (J)	
2/22/2022	0.0015 (J)	
8/2/2022	0.0013 (J)	
2/7/2023	0.0012 (J)	
8/1/2023	0.0015 (J)	
2/6/2024		0.0015 (J)

ND substitution: RL or RL/2 if <15% NDs.

Prediction Limit

Constituent: Cobalt (mg/L) Analysis Run 3/11/2024 5:33 PM View: Appendix I - Intrawell

Plant McIntosh Client: Southern Company Data: McIntosh LF4 CCR

	GWA-3	GWA-3
8/25/2004	<0.0025	
9/11/2004	<0.0025	
9/26/2004	<0.0025	
10/13/2004	<0.0025	
7/11/2005	<0.0025	
12/7/2005	<0.0025	
6/22/2006	<0.0025	
11/28/2006	<0.0025	
7/6/2007	<0.0025	
12/13/2007	<0.0025	
6/20/2008	<0.0025	
12/7/2008	<0.0025	
7/9/2009	<0.0025	
12/28/2009	<0.0025	
6/22/2010	<0.0025	
1/5/2011	0.0066 (o)	
7/9/2011	<0.0025	
1/20/2012	<0.0025	
7/11/2012	<0.0025	
1/19/2013	<0.0025	
7/18/2013	<0.0025	
1/15/2014	<0.0025	
7/11/2014	<0.0025	
1/15/2015	<0.0025	
6/19/2015	<0.0025	
1/16/2016	<0.0025	
4/19/2016	<0.0025	
6/14/2016	0.00044 (J)	
8/9/2016	0.00042 (J)	
9/27/2016	0.00042 (J)	
11/14/2016	<0.0025	
1/10/2017	<0.0025	
2/28/2017	0.00048 (J)	
4/19/2017	<0.0025	
7/18/2017	<0.0025	
1/10/2018	<0.0025	
7/11/2018	<0.0025	
1/29/2019	0.00035 (J)	
3/27/2019	<0.0025	
9/11/2019	0.00039 (J)	
4/1/2020	0.00024 (J)	
9/15/2020	<0.0025	
3/16/2021	0.00033 (J)	
8/17/2021	0.00039 (J)	
2/22/2022	0.00037 (J)	
8/2/2022	0.00031 (J)	
2/7/2023	0.00026 (J)	
8/2/2023	0.00032 (J)	
2/6/2024		0.00025 (J)

ND substitution: RL or RL/2 if <15% NDs.

Prediction Limit

Constituent: Cobalt (mg/L) Analysis Run 3/11/2024 5:33 PM View: Appendix I - Intrawell

Plant McIntosh Client: Southern Company Data: McIntosh LF4 CCR

	GWA-4A	GWA-4A
8/25/2004	<0.0025	
9/11/2004	<0.0025	
9/26/2004	<0.0025	
10/13/2004	<0.0025	
7/11/2005	<0.0025	
12/7/2005	<0.0025	
6/22/2006	<0.0025	
11/28/2006	<0.0025	
7/6/2007	<0.0025	
12/13/2007	<0.0025	
6/20/2008	<0.0025	
12/7/2008	<0.0025	
7/9/2009	<0.0025	
12/30/2009	0.013	
6/22/2010	<0.0025	
1/4/2011	<0.0025	
7/10/2011	<0.0025	
1/21/2012	0.0061	
7/11/2012	0.01	
1/20/2013	0.0033	
7/19/2013	<0.0025	
1/16/2014	0.0027	
7/10/2014	<0.0025	
1/16/2015	0.0077	
6/20/2015	<0.0025	
1/14/2016	<0.0025	
4/20/2016	<0.0025	
6/14/2016	0.0004 (J)	
8/11/2016	0.0046	
9/27/2016	0.001 (J)	
11/14/2016	<0.0025	
1/10/2017	0.00044 (J)	
2/28/2017	0.001 (J)	
4/20/2017	0.00059 (J)	
7/18/2017	0.00079 (J)	
1/10/2018	0.0018 (J)	
7/11/2018	0.0044	
1/29/2019	0.0033	
3/26/2019	0.0037	
9/10/2019	0.0031	
3/31/2020	0.0038	
9/16/2020	0.0014 (J)	
3/17/2021	0.0014 (J)	
8/19/2021	0.0013 (J)	
2/23/2022	0.0013 (J)	
8/3/2022	0.0017 (J)	
2/7/2023	0.0013 (J)	
8/1/2023	0.0013 (J)	
2/6/2024		0.0014 (J)

ND substitution: RL or RL/2 if <15% NDs.

Prediction Limit

Constituent: Cobalt (mg/L) Analysis Run 3/11/2024 5:33 PM View: Appendix I - Intrawell

Plant McIntosh Client: Southern Company Data: McIntosh LF4 CCR

	GWA-5	GWA-5
8/25/2004	<0.01	
9/11/2004	<0.01	
9/26/2004	<0.01	
10/13/2004	<0.01	
7/11/2005	<0.01	
12/7/2005	<0.01	
6/22/2006	<0.01	
11/28/2006	<0.01	
7/6/2007	<0.01	
12/13/2007	<0.01	
6/20/2008	<0.01	
12/7/2008	<0.01	
7/9/2009	<0.01	
12/29/2009	0.011	
6/22/2010	<0.01	
1/4/2011	<0.01	
7/9/2011	<0.01	
1/21/2012	<0.01	
7/11/2012	0.0072	
1/19/2013	<0.01	
7/18/2013	<0.01	
1/15/2014	0.00075 (J)	
7/10/2014	0.0007 (J)	
1/15/2015	0.0007 (J)	
6/19/2015	0.0011 (J)	
1/14/2016	0.00064 (J)	
4/20/2016	<0.01	
6/14/2016	0.0006 (J)	
8/9/2016	0.00062 (J)	
9/27/2016	0.00059 (J)	
11/15/2016	0.00064 (J)	
1/11/2017	0.00064 (J)	
1/19/2017	0.00046 (J)	
1/24/2017	0.009	
2/28/2017	0.00078 (J)	
4/20/2017	0.00065 (J)	
7/18/2017	0.00069 (J)	
1/10/2018	0.00068 (J)	
7/11/2018	0.00071 (J)	
1/29/2019	0.00064 (J)	
3/26/2019	0.00064	
9/10/2019	0.00074	
3/31/2020	0.00067 (J)	
9/15/2020	0.0005 (J)	
3/17/2021	0.00083 (J)	
8/19/2021	0.00079 (J)	
2/22/2022	0.00076 (J)	
8/2/2022	0.00085 (J)	
2/7/2023	0.00094 (J)	
8/1/2023	0.00086 (J)	
2/6/2024		0.00086 (J)

ND substitution: RL or RL/2 if <15% NDs.

Prediction Limit

Constituent: Cobalt (mg/L) Analysis Run 3/11/2024 5:33 PM View: Appendix I - Intrawell

Plant McIntosh Client: Southern Company Data: McIntosh LF4 CCR

	GWC-1	GWC-1
8/25/2004	<0.0025	
9/11/2004	<0.0025	
9/26/2004	<0.0025	
7/11/2005	<0.0025	
12/7/2005	<0.0025	
6/22/2006	<0.0025	
11/28/2006	<0.0025	
7/6/2007	<0.0025	
12/13/2007	<0.0025	
6/20/2008	<0.0025	
12/7/2008	<0.0025	
7/9/2009	<0.0025	
12/28/2009	<0.0025	
6/22/2010	<0.0025	
1/4/2011	<0.0025	
7/9/2011	<0.0025	
1/21/2012	<0.0025	
7/11/2012	0.0013	
1/20/2013	0.0013	
7/19/2013	0.0015	
1/15/2014	0.0017	
7/11/2014	0.0018	
1/16/2015	0.0019	
6/20/2015	0.002	
1/16/2016	0.0015	
4/20/2016	<0.0025	
6/15/2016	0.0015 (J)	
8/10/2016	0.0016 (J)	
9/27/2016	0.0016 (J)	
11/15/2016	0.0015 (J)	
1/12/2017	0.0016 (J)	
1/23/2017	<0.0025	
3/1/2017	0.0021 (J)	
4/20/2017	0.0018 (J)	
7/19/2017	0.0015 (J)	
1/11/2018	0.0019 (J)	
7/12/2018	0.0018 (J)	
1/30/2019	<0.0025	
3/27/2019	0.0017	
9/11/2019	0.002	
4/1/2020	0.0016 (J)	
9/15/2020	0.0014 (J)	
3/16/2021	0.0017 (J)	
8/18/2021	0.0018 (J)	
2/23/2022	0.0017 (J)	
8/3/2022	0.00034 (J)	
2/7/2023	0.0016 (J)	
8/2/2023	0.0016 (J)	
2/7/2024		0.0015 (J)

ND substitution: RL or RL/2 if <15% NDs.

Prediction Limit

Constituent: Cobalt (mg/L) Analysis Run 3/11/2024 5:33 PM View: Appendix I - Intrawell

Plant McIntosh Client: Southern Company Data: McIntosh LF4 CCR

	GWC-10	GWC-10
8/25/2004	<0.0025	
9/11/2004	<0.0025	
9/26/2004	<0.0025	
10/13/2004	<0.0025	
7/11/2005	<0.0025	
12/7/2005	<0.0025	
6/22/2006	<0.0025	
11/28/2006	<0.0025	
7/6/2007	<0.0025	
12/13/2007	<0.0025	
6/20/2008	<0.0025	
12/7/2008	<0.0025	
7/10/2009	<0.0025	
12/29/2009	<0.0025	
6/22/2010	<0.0025	
1/4/2011	<0.0025	
7/10/2011	<0.0025	
1/21/2012	<0.0025	
7/11/2012	<0.0025	
1/20/2013	<0.0025	
7/19/2013	<0.0025	
1/16/2014	<0.0025	
7/10/2014	<0.0025	
1/16/2015	<0.0025	
6/20/2015	0.0006 (J)	
1/16/2016	<0.0025	
4/21/2016	<0.0025	
6/16/2016	1E-05 (J)	
8/10/2016	<0.0025	
9/27/2016	<0.0025	
11/15/2016	<0.0025	
1/12/2017	<0.0025	
3/1/2017	<0.0025	
4/24/2017	<0.0025	
7/24/2017	<0.0025	
1/11/2018	<0.0025	
7/12/2018	<0.0025	
1/30/2019	<0.0025	
3/27/2019	<0.0025	
9/11/2019	0.0001 (J)	
4/1/2020	<0.0025	
9/15/2020	<0.0025	
3/16/2021	<0.0025	
8/18/2021	<0.0025	
2/23/2022	<0.0025	
8/3/2022	<0.0025	
2/8/2023	<0.0025	
8/2/2023	<0.0025	
2/7/2024		<0.0025

ND substitution: RL or RL/2 if <15% NDs.

Prediction Limit

Constituent: Cobalt (mg/L) Analysis Run 3/11/2024 5:33 PM View: Appendix I - Intrawell

Plant McIntosh Client: Southern Company Data: McIntosh LF4 CCR

	GWC-11	GWC-11
8/25/2004	<0.0025	
9/11/2004	<0.0025	
9/26/2004	<0.0025	
10/13/2004	<0.0025	
7/11/2005	<0.0025	
12/7/2005	<0.0025	
6/22/2006	<0.0025	
11/28/2006	<0.0025	
7/6/2007	<0.0025	
12/13/2007	<0.0025	
6/20/2008	<0.0025	
12/7/2008	<0.0025	
7/10/2009	<0.0025	
12/29/2009	0.0071	
6/22/2010	<0.0025	
1/5/2011	<0.0025	
7/9/2011	0.0037	
1/21/2012	0.0062	
7/11/2012	0.007	
1/19/2013	<0.0025	
7/19/2013	<0.0025	
1/15/2014	0.0028	
7/11/2014	<0.0025	
1/16/2015	0.0048	
6/20/2015	<0.0025	
1/14/2016	<0.0025	
4/20/2016	<0.0025	
6/15/2016	0.00011 (J)	
8/10/2016	<0.0025	
9/27/2016	<0.0025	
11/15/2016	<0.0025	
1/12/2017	<0.0025	
3/1/2017	<0.0025	
4/24/2017	<0.0025	
7/24/2017	<0.0025	
1/11/2018	<0.0025	
7/12/2018	<0.0025	
1/30/2019	<0.0025	
3/27/2019	<0.0025	
9/11/2019	<0.0025	
4/2/2020	<0.0025	
9/15/2020	<0.0025	
3/17/2021	0.00016 (J)	
8/18/2021	<0.0025	
2/23/2022	<0.0025	
8/2/2022	<0.0025	
2/8/2023	<0.0025	
8/2/2023	<0.0025	
2/7/2024		<0.0025

ND substitution: RL or RL/2 if <15% NDs.

Prediction Limit

Constituent: Cobalt (mg/L) Analysis Run 3/11/2024 5:33 PM View: Appendix I - Intrawell

Plant McIntosh Client: Southern Company Data: McIntosh LF4 CCR

	GWC-12	GWC-12
8/25/2004	<0.0025	
9/11/2004	<0.0025	
9/26/2004	<0.0025	
10/13/2004	<0.0025	
7/11/2005	<0.0025	
12/7/2005	<0.0025	
6/22/2006	<0.0025	
11/28/2006	<0.0025	
7/6/2007	<0.0025	
12/13/2007	<0.0025	
6/20/2008	<0.0025	
12/7/2008	<0.0025	
7/10/2009	<0.0025	
12/28/2009	<0.0025	
6/22/2010	<0.0025	
1/4/2011	<0.0025	
7/9/2011	0.0039	
1/20/2012	<0.0025	
7/11/2012	0.012 (o)	
1/19/2013	<0.0025	
7/18/2013	<0.0025	
1/15/2014	0.005	
7/11/2014	0.00079 (J)	
1/15/2015	0.00069 (J)	
6/19/2015	0.0007 (J)	
1/16/2016	0.00061 (J)	
4/20/2016	<0.0025	
6/15/2016	0.00051 (J)	
8/10/2016	0.00052 (J)	
9/27/2016	0.00077 (J)	
11/15/2016	0.00055 (J)	
1/12/2017	0.0005 (J)	
3/1/2017	0.00079 (J)	
4/20/2017	0.00056 (J)	
7/20/2017	0.00051 (J)	
1/11/2018	0.0006 (J)	
7/12/2018	0.00056 (J)	
1/30/2019	<0.0025	
3/27/2019	0.00051	
9/11/2019	0.00067	
4/1/2020	0.00051 (J)	
9/16/2020	0.00023 (J)	
3/16/2021	0.00058 (J)	
8/18/2021	0.00065 (J)	
2/23/2022	0.00049 (J)	
8/3/2022	0.00068 (J)	
2/7/2023	0.00058 (J)	
8/2/2023	0.00055 (J)	
2/8/2024		0.00062 (J)

ND substitution: RL or RL/2 if <15% NDs.

Prediction Limit

Constituent: Cobalt (mg/L) Analysis Run 3/11/2024 5:33 PM View: Appendix I - Intrawell

Plant McIntosh Client: Southern Company Data: McIntosh LF4 CCR

	GWC-17	GWC-17
12/8/2015	0.0018	
12/14/2015	0.0016	
12/28/2015	0.0015	
1/13/2016	0.0013	
1/26/2016	0.0012 (J)	
4/20/2016	<0.0025	
6/15/2016	0.00073 (J)	
8/9/2016	0.00069 (J)	
9/27/2016	0.00081 (J)	
11/15/2016	0.00071 (J)	
1/11/2017	0.00062 (J)	
3/1/2017	0.00081 (J)	
4/20/2017	0.00053 (J)	
7/19/2017	0.00051 (J)	
1/11/2018	0.00046 (J)	
7/11/2018	<0.0025	
1/29/2019	0.00038 (J)	
3/27/2019	<0.0025	
9/11/2019	0.00034 (J)	
4/1/2020	0.00023 (J)	
9/15/2020	<0.0025	
3/16/2021	0.00027 (J)	
8/19/2021	0.00023 (J)	
2/22/2022	<0.0025	
8/2/2022	<0.0025	
2/8/2023	<0.0025	
8/2/2023	<0.0025	
2/6/2024		<0.0025

ND substitution: RL or RL/2 if <15% NDs.

Prediction Limit

Constituent: Cobalt (mg/L) Analysis Run 3/11/2024 5:33 PM View: Appendix I - Intrawell

Plant McIntosh Client: Southern Company Data: McIntosh LF4 CCR

	GWC-18	GWC-18
12/8/2015	<0.0025	
12/14/2015	<0.0025	
12/28/2015	<0.0025	
1/14/2016	<0.0025	
1/26/2016	<0.0025	
4/19/2016	<0.0025	
6/16/2016	0.00017 (J)	
8/11/2016	<0.0025	
9/28/2016	<0.0025	
11/16/2016	<0.0025	
1/11/2017	<0.0025	
3/1/2017	<0.0025	
4/25/2017	<0.0025	
7/25/2017	<0.0025	
1/12/2018	<0.0025	
7/11/2018	<0.0025	
1/30/2019	<0.0025	
3/27/2019	<0.0025	
9/11/2019	8.2E-05 (J)	
4/1/2020	<0.0025	
9/15/2020	<0.0025	
3/17/2021	<0.0025	
8/19/2021	<0.0025	
2/23/2022	<0.0025	
8/2/2022	<0.0025	
2/7/2023	<0.0025	
8/2/2023	<0.0025	
2/7/2024		<0.0025

ND substitution: RL or RL/2 if <15% NDs.

Prediction Limit

Constituent: Cobalt (mg/L) Analysis Run 3/11/2024 5:33 PM View: Appendix I - Intrawell

Plant McIntosh Client: Southern Company Data: McIntosh LF4 CCR

	GWC-19	GWC-19
12/8/2015	0.00084 (J)	
12/15/2015	0.00063 (J)	
12/28/2015	0.00071 (J)	
1/14/2016	<0.0025	
1/26/2016	<0.0025	
4/19/2016	<0.0025	
6/16/2016	6.7E-05 (J)	
8/10/2016	<0.0025	
9/28/2016	<0.0025	
11/15/2016	<0.0025	
1/16/2017	<0.0025	
3/1/2017	<0.0025	
4/25/2017	<0.0025	
7/25/2017	<0.0025	
1/12/2018	<0.0025	
7/11/2018	<0.0025	
1/29/2019	<0.0025	
3/27/2019	<0.0025	
9/11/2019	9.9E-05 (J)	
4/1/2020	<0.0025	
9/16/2020	<0.0025	
3/16/2021	<0.0025	
8/19/2021	<0.0025	
2/23/2022	<0.0025	
8/3/2022	<0.0025	
2/8/2023	<0.0025	
8/2/2023	<0.0025	
2/7/2024		<0.0025

ND substitution: RL or RL/2 if <15% NDs.

Prediction Limit

Constituent: Cobalt (mg/L) Analysis Run 3/11/2024 5:33 PM View: Appendix I - Intrawell

Plant McIntosh Client: Southern Company Data: McIntosh LF4 CCR

	GWC-20	GWC-20
12/9/2015	0.0055	
12/14/2015	0.0073	
12/29/2015	0.0076	
1/14/2016	0.0056	
1/25/2016	0.0061	
4/21/2016	0.00468 (J)	
6/16/2016	0.0032 (J)	
8/10/2016	0.0025	
9/27/2016	0.0023 (J)	
11/15/2016	0.0019 (J)	
1/13/2017	0.0017 (J)	
3/1/2017	0.0021 (J)	
4/25/2017	0.0016 (J)	
7/25/2017	0.0016 (J)	
1/12/2018	0.0014 (J)	
7/11/2018	0.0013 (J)	
1/29/2019	0.00084 (J)	
3/27/2019	0.0012	
9/11/2019	0.0014	
4/1/2020	0.00094 (J)	
9/15/2020	0.00097 (J)	
3/16/2021	0.0009 (J)	
8/19/2021	0.00088 (J)	
2/22/2022	0.0009 (J)	
8/3/2022	0.00091 (J)	
2/8/2023	0.00075 (J)	
8/2/2023	0.00082 (J)	
2/7/2024		0.00078 (J)

Prediction Limit

Constituent: Cobalt (mg/L) Analysis Run 3/11/2024 5:33 PM View: Appendix I - Intrawell

Plant McIntosh Client: Southern Company Data: McIntosh LF4 CCR

	GWC-21	GWC-21
12/9/2015	0.0013	
12/14/2015	0.0014	
12/29/2015	0.0018	
1/14/2016	0.0018	
1/25/2016	0.0019	
4/21/2016	<0.0025	
6/16/2016	0.0021 (J)	
8/10/2016	0.0015 (J)	
9/27/2016	0.015 (o)	
11/15/2016	0.0017 (J)	
1/12/2017	0.0014 (J)	
3/1/2017	0.0019 (J)	
4/24/2017	0.0015 (J)	
7/25/2017	0.0014 (J)	
1/11/2018	0.0013 (J)	
7/11/2018	0.0012 (J)	
1/30/2019	<0.0025	
3/27/2019	0.001	
9/11/2019	0.0012	
4/1/2020	0.00088 (J)	
9/15/2020	0.00088 (J)	
3/17/2021	0.00092 (J)	
8/19/2021	0.00077 (J)	
2/23/2022	0.00079 (J)	
8/4/2022	0.00083 (J)	
2/8/2023	0.00077 (J)	
8/3/2023	0.0007 (J)	
2/7/2024		0.0008 (J)

ND substitution: RL or RL/2 if <15% NDs.

Prediction Limit

Constituent: Cobalt (mg/L) Analysis Run 3/11/2024 5:33 PM View: Appendix I - Intrawell

Plant McIntosh Client: Southern Company Data: McIntosh LF4 CCR

	GWC-23	GWC-23
6/16/2016	0.0019 (J)	
8/10/2016	0.0051	
9/28/2016	0.0058	
11/16/2016	0.0063	
1/17/2017	0.0057	
3/2/2017	0.0095	
4/25/2017	0.0078	
7/13/2017	0.0061	
7/25/2017	0.0074	
1/12/2018	0.0072	
7/12/2018	0.0077	
1/30/2019	0.0061	
3/27/2019	0.006	
9/11/2019	0.0059	
4/1/2020	0.0037	
9/15/2020	0.0032	
3/17/2021	0.0035	
8/19/2021	0.0025	
2/23/2022	0.0026	
8/4/2022	0.0016 (J)	
2/8/2023	0.0014 (J)	
8/3/2023	0.00045 (J)	
2/7/2024		0.0012 (J)

Prediction Limit

Constituent: Cobalt (mg/L) Analysis Run 3/11/2024 5:33 PM View: Appendix I - Intrawell

Plant McIntosh Client: Southern Company Data: McIntosh LF4 CCR

	GWC-9	GWC-9
8/25/2004	<0.0025	
9/11/2004	<0.0025	
9/26/2004	<0.0025	
10/13/2004	<0.0025	
7/11/2005	<0.0025	
12/7/2005	<0.0025	
6/22/2006	<0.0025	
11/28/2006	<0.0025	
7/6/2007	<0.0025	
12/13/2007	<0.0025	
6/20/2008	<0.0025	
12/7/2008	<0.0025	
7/9/2009	<0.0025	
12/29/2009	<0.0025	
6/22/2010	<0.0025	
1/5/2011	<0.0025	
7/9/2011	<0.0025	
1/21/2012	<0.0025	
7/11/2012	0.0013	
1/19/2013	0.0055	
7/18/2013	<0.0025	
1/15/2014	0.00052 (J)	
7/10/2014	0.00055 (J)	
1/16/2015	<0.0025	
6/20/2015	0.00052 (J)	
1/14/2016	0.00051 (J)	
4/19/2016	<0.0025	
6/15/2016	0.00052 (J)	
8/10/2016	0.0006 (J)	
9/27/2016	0.00063 (J)	
11/15/2016	0.00053 (J)	
1/13/2017	0.00052 (J)	
3/1/2017	0.00084 (J)	
4/24/2017	0.00055 (J)	
7/24/2017	0.00058 (J)	
1/12/2018	0.00054 (J)	
7/12/2018	0.00072 (J)	
1/30/2019	<0.0025	
3/27/2019	0.00051	
9/11/2019	0.00083	
4/1/2020	0.00042 (J)	
9/16/2020	0.00037 (J)	
3/17/2021	0.00092 (J)	
8/19/2021	0.00063 (J)	
2/23/2022	0.00064 (J)	
8/3/2022	0.00034 (J)	
2/8/2023	<0.0025	
8/2/2023	<0.0025	
2/7/2024		<0.0025

ND substitution: RL or RL/2 if <15% NDs.

Prediction Limit

Constituent: Copper (mg/L) Analysis Run 3/11/2024 5:33 PM View: Appendix I - Intrawell

Plant McIntosh Client: Southern Company Data: McIntosh LF4 CCR

	GWA-13	GWA-13
12/7/2015	<0.002	
12/15/2015	<0.002	
12/29/2015	<0.002	
1/13/2016	<0.002	
1/25/2016	<0.002	
6/14/2016	<0.002	
1/12/2017	<0.002	
7/18/2017	<0.002	
1/10/2018	<0.002	
7/11/2018	<0.002	
1/29/2019	<0.002	
3/26/2019	<0.002	
9/10/2019	0.00066 (J)	
3/31/2020	<0.002	
9/15/2020	<0.002	
3/16/2021	<0.002	
8/18/2021	<0.002	
2/22/2022	<0.002	
8/2/2022	<0.002	
2/6/2023	<0.002	
8/1/2023	<0.002	
2/6/2024		<0.002

ND substitution: RL or RL/2 if <15% NDs.

Prediction Limit

Constituent: Copper (mg/L) Analysis Run 3/11/2024 5:33 PM View: Appendix I - Intrawell

Plant McIntosh Client: Southern Company Data: McIntosh LF4 CCR

	GWA-14	GWA-14
12/7/2015	<0.002	
12/15/2015	<0.002	
12/29/2015	<0.002	
1/13/2016	<0.002	
1/25/2016	0.0014 (J)	
6/14/2016	<0.002	
1/11/2017	<0.002	
7/19/2017	<0.002	
1/11/2018	<0.002	
7/11/2018	<0.002	
1/29/2019	<0.002	
3/26/2019	<0.002	
9/10/2019	0.00076 (J)	
4/1/2020	<0.002	
9/15/2020	<0.002	
3/16/2021	<0.002	
8/17/2021	<0.002	
2/22/2022	<0.002	
8/2/2022	<0.002	
2/7/2023	<0.002	
8/2/2023	<0.002	
2/6/2024		<0.002

ND substitution: RL or RL/2 if <15% NDs.

Prediction Limit

Constituent: Copper (mg/L) Analysis Run 3/11/2024 5:33 PM View: Appendix I - Intrawell

Plant McIntosh Client: Southern Company Data: McIntosh LF4 CCR

	GWA-15	GWA-15
12/7/2015	0.00084 (J)	
12/15/2015	<0.002	
12/28/2015	<0.002	
1/13/2016	<0.002	
1/25/2016	<0.002	
6/15/2016	<0.002	
1/11/2017	<0.002	
7/19/2017	<0.002	
1/11/2018	<0.002	
7/11/2018	<0.002	
1/29/2019	<0.002	
3/26/2019	<0.002	
9/11/2019	<0.002	
4/1/2020	<0.002	
9/15/2020	<0.002	
3/17/2021	<0.002	
8/19/2021	<0.002	
2/22/2022	<0.002	
8/2/2022	<0.002	
2/7/2023	<0.002	
8/1/2023	<0.002	
2/6/2024		<0.002

ND substitution: RL or RL/2 if <15% NDs.

Prediction Limit

Constituent: Copper (mg/L) Analysis Run 3/11/2024 5:33 PM View: Appendix I - Intrawell

Plant McIntosh Client: Southern Company Data: McIntosh LF4 CCR

	GWA-16	GWA-16
12/7/2015	0.001 (J)	
12/14/2015	<0.002	
12/28/2015	<0.002	
1/13/2016	<0.002	
1/25/2016	0.00081 (J)	
6/15/2016	<0.002	
1/11/2017	<0.002	
7/19/2017	<0.002	
1/11/2018	<0.002	
7/11/2018	<0.002	
1/29/2019	<0.002	
3/26/2019	<0.002	
9/10/2019	<0.002	
4/1/2020	<0.002	
9/15/2020	<0.002	
3/16/2021	<0.002	
8/17/2021	<0.002	
2/22/2022	<0.002	
8/2/2022	<0.002	
2/7/2023	<0.002	
8/1/2023	<0.002	
2/6/2024		<0.002

ND substitution: RL or RL/2 if <15% NDs.

Prediction Limit

Constituent: Copper (mg/L) Analysis Run 3/11/2024 5:33 PM View: Appendix I - Intrawell

Plant McIntosh Client: Southern Company Data: McIntosh LF4 CCR

	GWA-2	GWA-2
8/25/2004	<0.002	
9/11/2004	0.003	
9/26/2004	<0.002	
10/13/2004	<0.002	
7/11/2005	<0.002	
12/7/2005	<0.002	
6/22/2006	<0.002	
11/28/2006	<0.002	
7/6/2007	<0.002	
12/13/2007	<0.002	
6/20/2008	<0.002	
12/7/2008	<0.002	
7/9/2009	<0.002	
12/28/2009	<0.002	
6/22/2010	<0.002	
1/4/2011	<0.002	
7/9/2011	<0.002	
1/21/2012	<0.002	
7/11/2012	<0.002	
1/20/2013	<0.002	
7/19/2013	<0.002	
1/15/2014	<0.002	
7/11/2014	<0.002	
1/16/2015	<0.002	
6/20/2015	<0.002	
1/16/2016	<0.002	
6/14/2016	<0.002	
1/10/2017	<0.002	
7/17/2017	<0.002	
1/10/2018	<0.002	
7/11/2018	<0.002	
1/29/2019	<0.002	
3/27/2019	<0.002	
9/11/2019	<0.002	
4/1/2020	<0.002	
9/15/2020	<0.002	
3/16/2021	<0.002	
8/17/2021	<0.002	
2/22/2022	<0.002	
8/2/2022	<0.002	
2/7/2023	<0.002	
8/1/2023	<0.002	
2/6/2024		<0.002

ND substitution: RL or RL/2 if <15% NDs.

Prediction Limit

Constituent: Copper (mg/L) Analysis Run 3/11/2024 5:33 PM View: Appendix I - Intrawell

Plant McIntosh Client: Southern Company Data: McIntosh LF4 CCR

	GWA-3	GWA-3
8/25/2004	<0.002	
9/11/2004	<0.002	
9/26/2004	0.0029	
10/13/2004	<0.002	
7/11/2005	<0.002	
12/7/2005	<0.002	
6/22/2006	0.0026	
11/28/2006	<0.002	
7/6/2007	0.0034	
12/13/2007	<0.002	
6/20/2008	<0.002	
12/7/2008	<0.002	
7/9/2009	<0.002	
12/28/2009	<0.002	
6/22/2010	<0.002	
1/5/2011	0.014 (o)	
7/9/2011	<0.002	
1/20/2012	<0.002	
7/11/2012	<0.002	
1/19/2013	<0.002	
7/18/2013	<0.002	
1/15/2014	<0.002	
7/11/2014	<0.002	
1/15/2015	<0.002	
6/19/2015	<0.002	
1/16/2016	<0.002	
6/14/2016	<0.002	
1/10/2017	<0.002	
7/18/2017	<0.002	
1/10/2018	<0.002	
7/11/2018	<0.002	
1/29/2019	<0.002	
3/27/2019	<0.002	
9/11/2019	0.00092 (J)	
4/1/2020	<0.002	
9/15/2020	0.00095 (J)	
3/16/2021	<0.002	
8/17/2021	<0.002	
2/22/2022	<0.002	
8/2/2022	<0.002	
2/7/2023	<0.002	
8/2/2023	<0.002	
2/6/2024		<0.002

ND substitution: RL or RL/2 if <15% NDs.

Prediction Limit

Constituent: Copper (mg/L) Analysis Run 3/11/2024 5:33 PM View: Appendix I - Intrawell

Plant McIntosh Client: Southern Company Data: McIntosh LF4 CCR

	GWA-4A	GWA-4A
8/25/2004	0.0023	
9/11/2004	<0.002	
9/26/2004	<0.002	
10/13/2004	<0.002	
7/11/2005	<0.002	
12/7/2005	<0.002	
6/22/2006	<0.002	
11/28/2006	<0.002	
7/6/2007	<0.002	
12/13/2007	<0.002	
6/20/2008	<0.002	
12/7/2008	<0.002	
7/9/2009	<0.002	
12/30/2009	<0.002	
6/22/2010	<0.002	
1/4/2011	<0.002	
7/10/2011	<0.002	
1/21/2012	<0.002	
7/11/2012	<0.002	
1/20/2013	<0.002	
7/19/2013	<0.002	
1/16/2014	<0.002	
7/10/2014	<0.002	
1/16/2015	<0.002	
6/20/2015	<0.002	
1/14/2016	<0.002	
6/14/2016	<0.002	
1/10/2017	<0.002	
7/18/2017	<0.002	
1/10/2018	<0.002	
7/11/2018	<0.002	
1/29/2019	<0.002	
3/26/2019	0.0021	
9/10/2019	0.0016 (J)	
3/31/2020	0.0051	
9/16/2020	0.00079 (J)	
3/17/2021	0.0012 (J)	
8/19/2021	0.00087 (J)	
2/23/2022	0.0012 (J)	
8/3/2022	<0.002	
2/7/2023	<0.002	
8/1/2023	<0.002	
2/6/2024		<0.002

ND substitution: RL or RL/2 if <15% NDs.

Prediction Limit

Constituent: Copper (mg/L) Analysis Run 3/11/2024 5:33 PM View: Appendix I - Intrawell

Plant McIntosh Client: Southern Company Data: McIntosh LF4 CCR

	GWA-5	GWA-5
8/25/2004	<0.002	
9/11/2004	<0.002	
9/26/2004	<0.002	
10/13/2004	<0.002	
7/11/2005	<0.002	
12/7/2005	<0.002	
6/22/2006	<0.002	
11/28/2006	<0.002	
7/6/2007	<0.002	
12/13/2007	<0.002	
6/20/2008	<0.002	
12/7/2008	<0.002	
7/9/2009	<0.002	
12/29/2009	<0.002	
6/22/2010	<0.002	
1/4/2011	<0.002	
7/9/2011	<0.002	
1/21/2012	<0.002	
7/11/2012	<0.002	
1/19/2013	<0.002	
7/18/2013	<0.002	
1/15/2014	<0.002	
7/10/2014	<0.002	
1/15/2015	<0.002	
6/19/2015	<0.002	
1/14/2016	0.00084 (J)	
6/14/2016	0.0021 (J)	
1/11/2017	<0.002	
7/18/2017	<0.002	
1/10/2018	<0.002	
7/11/2018	<0.002	
1/29/2019	<0.002	
3/26/2019	<0.002	
9/10/2019	<0.002	
3/31/2020	<0.002	
9/15/2020	<0.002	
3/17/2021	<0.002	
8/19/2021	<0.002	
2/22/2022	<0.002	
8/2/2022	<0.002	
2/7/2023	<0.002	
8/1/2023	<0.002	
2/6/2024		<0.002

ND substitution: RL or RL/2 if <15% NDs.

Prediction Limit

Constituent: Copper (mg/L) Analysis Run 3/11/2024 5:33 PM View: Appendix I - Intrawell

Plant McIntosh Client: Southern Company Data: McIntosh LF4 CCR

	GWC-1	GWC-1
8/25/2004	<0.002	
9/11/2004	<0.002	
9/26/2004	<0.002	
7/11/2005	<0.002	
12/7/2005	<0.002	
6/22/2006	<0.002	
11/28/2006	<0.002	
7/6/2007	<0.002	
12/13/2007	<0.002	
6/20/2008	<0.002	
12/7/2008	<0.002	
7/9/2009	<0.002	
12/28/2009	<0.002	
6/22/2010	<0.002	
1/4/2011	<0.002	
7/9/2011	<0.002	
1/21/2012	<0.002	
7/11/2012	<0.002	
1/20/2013	<0.002	
7/19/2013	<0.002	
1/15/2014	<0.002	
7/11/2014	<0.002	
1/16/2015	<0.002	
6/20/2015	<0.002	
1/16/2016	<0.002	
6/15/2016	<0.002	
1/12/2017	<0.002	
7/19/2017	<0.002	
1/11/2018	<0.002	
7/12/2018	<0.002	
1/30/2019	<0.002	
3/27/2019	<0.002	
9/11/2019	0.001 (J)	
4/1/2020	<0.002	
9/15/2020	<0.002	
3/16/2021	<0.002	
8/18/2021	<0.002	
2/23/2022	<0.002	
8/3/2022	<0.002	
2/7/2023	<0.002	
8/2/2023	<0.002	
2/7/2024		<0.002

ND substitution: RL or RL/2 if <15% NDs.

Prediction Limit

Constituent: Copper (mg/L) Analysis Run 3/11/2024 5:33 PM View: Appendix I - Intrawell

Plant McIntosh Client: Southern Company Data: McIntosh LF4 CCR

	GWC-11	GWC-11
8/25/2004	<0.002	
9/11/2004	<0.002	
9/26/2004	<0.002	
10/13/2004	<0.002	
7/11/2005	<0.002	
12/7/2005	<0.002	
6/22/2006	<0.002	
11/28/2006	0.0027	
7/6/2007	<0.002	
12/13/2007	<0.002	
6/20/2008	<0.002	
12/7/2008	<0.002	
7/10/2009	<0.002	
12/29/2009	<0.002	
6/22/2010	<0.002	
1/5/2011	<0.002	
7/9/2011	<0.002	
1/21/2012	<0.002	
7/11/2012	<0.002	
1/19/2013	<0.002	
7/19/2013	<0.002	
1/15/2014	<0.002	
7/11/2014	0.0014 (J)	
1/16/2015	<0.002	
6/20/2015	<0.002	
1/14/2016	<0.002	
6/15/2016	<0.002	
1/12/2017	<0.002	
7/24/2017	<0.002	
1/11/2018	<0.002	
7/12/2018	<0.002	
1/30/2019	<0.002	
3/27/2019	<0.002	
9/11/2019	<0.002	
4/2/2020	0.0013 (J)	
9/15/2020	<0.002	
3/17/2021	0.0019 (J)	
8/18/2021	<0.002	
2/23/2022	<0.002	
8/2/2022	<0.002	
2/8/2023	<0.002	
8/2/2023	<0.002	
2/7/2024		<0.002

ND substitution: RL or RL/2 if <15% NDs.

Prediction Limit

Constituent: Copper (mg/L) Analysis Run 3/11/2024 5:33 PM View: Appendix I - Intrawell

Plant McIntosh Client: Southern Company Data: McIntosh LF4 CCR

	GWC-12	GWC-12
8/25/2004	<0.002	
9/11/2004	<0.002	
9/26/2004	<0.002	
10/13/2004	<0.002	
7/11/2005	<0.002	
12/7/2005	<0.002	
6/22/2006	<0.002	
11/28/2006	<0.002	
7/6/2007	<0.002	
12/13/2007	<0.002	
6/20/2008	<0.002	
12/7/2008	<0.002	
7/10/2009	<0.002	
12/28/2009	<0.002	
6/22/2010	<0.002	
1/4/2011	<0.002	
7/9/2011	<0.002	
1/20/2012	<0.002	
7/11/2012	<0.002	
1/19/2013	<0.002	
7/18/2013	<0.002	
1/15/2014	<0.002	
7/11/2014	<0.002	
1/15/2015	<0.002	
6/19/2015	<0.002	
1/16/2016	<0.002	
6/15/2016	<0.002	
1/12/2017	<0.002	
7/20/2017	<0.002	
1/11/2018	<0.002	
7/12/2018	<0.002	
1/30/2019	<0.002	
3/27/2019	<0.002	
9/11/2019	0.00069 (J)	
4/1/2020	<0.002	
9/16/2020	<0.002	
3/16/2021	<0.002	
8/18/2021	0.00096 (J)	
2/23/2022	<0.002	
8/3/2022	<0.002	
2/7/2023	<0.002	
8/2/2023	<0.002	
2/8/2024		<0.002

ND substitution: RL or RL/2 if <15% NDs.

Prediction Limit

Constituent: Copper (mg/L) Analysis Run 3/11/2024 5:33 PM View: Appendix I - Intrawell

Plant McIntosh Client: Southern Company Data: McIntosh LF4 CCR

	GWC-17	GWC-17
12/8/2015	0.0021 (J)	
12/14/2015	0.0018 (J)	
12/28/2015	<0.002	
1/13/2016	<0.002	
1/26/2016	<0.002	
6/15/2016	<0.002	
1/11/2017	<0.002	
7/19/2017	<0.002	
1/11/2018	<0.002	
7/11/2018	<0.002	
1/29/2019	<0.002	
3/27/2019	<0.002	
9/11/2019	0.0012 (J)	
4/1/2020	<0.002	
9/15/2020	<0.002	
3/16/2021	<0.002	
8/19/2021	<0.002	
2/22/2022	<0.002	
8/2/2022	<0.002	
2/8/2023	<0.002	
8/2/2023	<0.002	
2/6/2024		<0.002

ND substitution: RL or RL/2 if <15% NDs.

Prediction Limit

Constituent: Copper (mg/L) Analysis Run 3/11/2024 5:33 PM View: Appendix I - Intrawell

Plant McIntosh Client: Southern Company Data: McIntosh LF4 CCR

	GWC-18	GWC-18
12/8/2015	<0.002	
12/14/2015	0.00096 (J)	
12/28/2015	<0.002	
1/14/2016	<0.002	
1/26/2016	<0.002	
6/16/2016	0.00068 (J)	
1/11/2017	<0.002	
7/25/2017	<0.002	
1/12/2018	<0.002	
7/11/2018	<0.002	
1/30/2019	0.0021 (J)	
3/27/2019	<0.002	
9/11/2019	0.0011 (J)	
4/1/2020	<0.002	
9/15/2020	<0.002	
3/17/2021	0.001 (J)	
8/19/2021	0.00089 (J)	
2/23/2022	<0.002	
8/2/2022	<0.002	
2/7/2023	<0.002	
8/2/2023	0.0013 (J)	
2/7/2024		<0.002

ND substitution: RL or RL/2 if <15% NDs.

Prediction Limit

Constituent: Copper (mg/L) Analysis Run 3/11/2024 5:33 PM View: Appendix I - Intrawell

Plant McIntosh Client: Southern Company Data: McIntosh LF4 CCR

	GWC-19	GWC-19
12/8/2015	<0.002	
12/15/2015	<0.002	
12/28/2015	<0.002	
1/14/2016	<0.002	
1/26/2016	<0.002	
6/16/2016	0.00024 (J)	
1/16/2017	<0.002	
7/25/2017	<0.002	
1/12/2018	<0.002	
7/11/2018	<0.002	
1/29/2019	<0.002	
3/27/2019	<0.002	
9/11/2019	0.00085 (J)	
4/1/2020	<0.002	
9/16/2020	<0.002	
3/16/2021	<0.002	
8/19/2021	<0.002	
2/23/2022	<0.002	
8/3/2022	<0.002	
2/8/2023	<0.002	
8/2/2023	<0.002	
2/7/2024		<0.002

ND substitution: RL or RL/2 if <15% NDs.

Prediction Limit

Constituent: Copper (mg/L) Analysis Run 3/11/2024 5:33 PM View: Appendix I - Intrawell

Plant McIntosh Client: Southern Company Data: McIntosh LF4 CCR

	GWC-20	GWC-20
12/9/2015	<0.002	
12/14/2015	<0.002	
12/29/2015	<0.002	
1/14/2016	<0.002	
1/25/2016	<0.002	
6/16/2016	0.00032 (J)	
1/13/2017	<0.002	
7/25/2017	<0.002	
1/12/2018	<0.002	
7/11/2018	<0.002	
1/29/2019	<0.002	
3/27/2019	<0.002	
9/11/2019	0.0012 (J)	
4/1/2020	<0.002	
9/15/2020	<0.002	
3/16/2021	<0.002	
8/19/2021	<0.002	
2/22/2022	<0.002	
8/3/2022	<0.002	
2/8/2023	<0.002	
8/2/2023	<0.002	
2/7/2024		<0.002

ND substitution: RL or RL/2 if <15% NDs.

Prediction Limit

Constituent: Copper (mg/L) Analysis Run 3/11/2024 5:33 PM View: Appendix I - Intrawell

Plant McIntosh Client: Southern Company Data: McIntosh LF4 CCR

	GWC-21	GWC-21
12/9/2015	<0.002	
12/14/2015	<0.002	
12/29/2015	0.00082 (J)	
1/14/2016	0.0064 (o)	
1/25/2016	<0.002	
6/16/2016	0.00042 (J)	
1/12/2017	<0.002	
7/25/2017	<0.002	
1/11/2018	<0.002	
7/11/2018	<0.002	
1/30/2019	<0.002	
3/27/2019	<0.002	
9/11/2019	0.00066 (J)	
4/1/2020	<0.002	
9/15/2020	<0.002	
3/17/2021	<0.002	
8/19/2021	<0.002	
2/23/2022	<0.002	
8/4/2022	<0.002	
2/8/2023	<0.002	
8/3/2023	<0.002	
2/7/2024		<0.002

ND substitution: RL or RL/2 if <15% NDs.

Prediction Limit

Constituent: Copper (mg/L) Analysis Run 3/11/2024 5:33 PM View: Appendix I - Intrawell

Plant McIntosh Client: Southern Company Data: McIntosh LF4 CCR

	GWC-23	GWC-23
6/16/2016	0.0011 (J)	
1/17/2017	<0.002	
7/25/2017	<0.002	
1/12/2018	<0.002	
7/12/2018	<0.002	
1/30/2019	<0.002	
3/27/2019	<0.002	
9/11/2019	0.00092 (J)	
4/1/2020	<0.002	
9/15/2020	<0.002	
3/17/2021	<0.002	
8/19/2021	0.0013 (J)	
2/23/2022	<0.002	
8/4/2022	<0.002	
2/8/2023	<0.002	
8/3/2023	<0.002	
2/7/2024		<0.002

ND substitution: RL or RL/2 if <15% NDs.

Prediction Limit

Constituent: Copper (mg/L) Analysis Run 3/11/2024 5:33 PM View: Appendix I - Intrawell

Plant McIntosh Client: Southern Company Data: McIntosh LF4 CCR

	GWC-9	GWC-9
8/25/2004	<0.002	
9/11/2004	<0.002	
9/26/2004	0.0021	
10/13/2004	<0.002	
7/11/2005	<0.002	
12/7/2005	<0.002	
6/22/2006	<0.002	
11/28/2006	<0.002	
7/6/2007	<0.002	
12/13/2007	<0.002	
6/20/2008	<0.002	
12/7/2008	<0.002	
7/9/2009	<0.002	
12/29/2009	<0.002	
6/22/2010	<0.002	
1/5/2011	<0.002	
7/9/2011	<0.002	
1/21/2012	<0.002	
7/11/2012	<0.002	
1/19/2013	<0.002	
7/18/2013	<0.002	
1/15/2014	<0.002	
7/10/2014	<0.002	
1/16/2015	<0.002	
6/20/2015	<0.002	
1/14/2016	<0.002	
6/15/2016	<0.002	
1/13/2017	<0.002	
7/24/2017	<0.002	
1/12/2018	<0.002	
7/12/2018	<0.002	
1/30/2019	0.002 (J)	
3/27/2019	<0.002	
9/11/2019	0.00092 (J)	
4/1/2020	<0.002	
9/16/2020	<0.002	
3/17/2021	<0.002	
8/19/2021	<0.002	
2/23/2022	<0.002	
8/3/2022	<0.002	
2/8/2023	<0.002	
8/2/2023	<0.002	
2/7/2024		<0.002

ND substitution: RL or RL/2 if <15% NDs.

Prediction Limit

Constituent: Lead (mg/L) Analysis Run 3/11/2024 5:33 PM View: Appendix I - Intrawell

Plant McIntosh Client: Southern Company Data: McIntosh LF4 CCR

	GWA-13	GWA-13
12/7/2015	<0.001	
12/15/2015	<0.001	
12/29/2015	<0.001	
1/13/2016	<0.001	
1/25/2016	<0.001	
4/20/2016	<0.001	
6/14/2016	<0.001	
8/9/2016	<0.001	
9/27/2016	<0.001	
11/15/2016	<0.001	
1/12/2017	<0.001	
2/28/2017	<0.001	
4/20/2017	<0.001	
7/18/2017	<0.001	
1/10/2018	<0.001	
7/11/2018	<0.001	
1/29/2019	<0.001	
3/26/2019	<0.001	
9/10/2019	0.00058 (J)	
3/31/2020	<0.001	
9/15/2020	<0.001	
3/16/2021	<0.001	
8/18/2021	<0.001	
2/22/2022	<0.001	
8/2/2022	<0.001	
2/6/2023	<0.001	
8/1/2023	<0.001	
2/6/2024		<0.001

ND substitution: RL or RL/2 if <15% NDs.

Prediction Limit

Constituent: Lead (mg/L) Analysis Run 3/11/2024 5:33 PM View: Appendix I - Intrawell

Plant McIntosh Client: Southern Company Data: McIntosh LF4 CCR

	GWA-14	GWA-14
12/7/2015	<0.001	
12/15/2015	<0.001	
12/29/2015	<0.001	
1/13/2016	<0.001	
1/25/2016	<0.001	
4/20/2016	<0.001	
6/14/2016	<0.001	
8/9/2016	<0.001	
9/27/2016	<0.001	
11/15/2016	<0.001	
1/11/2017	<0.001	
2/28/2017	<0.001	
4/20/2017	<0.001	
7/19/2017	<0.001	
1/11/2018	<0.001	
7/11/2018	<0.001	
1/29/2019	<0.001	
3/26/2019	<0.001	
9/10/2019	0.00013 (J)	
4/1/2020	<0.001	
9/15/2020	<0.001	
3/16/2021	<0.001	
8/17/2021	0.00021 (J)	
2/22/2022	<0.001	
8/2/2022	<0.001	
2/7/2023	<0.001	
8/2/2023	<0.001	
2/6/2024		<0.001

ND substitution: RL or RL/2 if <15% NDs.

Prediction Limit

Constituent: Lead (mg/L) Analysis Run 3/11/2024 5:33 PM View: Appendix I - Intrawell

Plant McIntosh Client: Southern Company Data: McIntosh LF4 CCR

	GWA-15	GWA-15
12/7/2015	<0.001	
12/15/2015	<0.001	
12/28/2015	<0.001	
1/13/2016	<0.001	
1/25/2016	<0.001	
4/21/2016	<0.001	
6/15/2016	<0.001	
8/9/2016	<0.001	
9/27/2016	<0.001	
11/15/2016	<0.001	
1/11/2017	<0.001	
2/28/2017	<0.001	
4/20/2017	<0.001	
7/19/2017	<0.001	
1/11/2018	<0.001	
7/11/2018	<0.001	
1/29/2019	<0.001	
3/26/2019	<0.001	
9/11/2019	<0.001	
4/1/2020	<0.001	
9/15/2020	<0.001	
3/17/2021	<0.001	
8/19/2021	<0.001	
2/22/2022	<0.001	
8/2/2022	<0.001	
2/7/2023	<0.001	
8/1/2023	<0.001	
2/6/2024		<0.001

ND substitution: RL or RL/2 if <15% NDs.

Prediction Limit

Constituent: Lead (mg/L) Analysis Run 3/11/2024 5:33 PM View: Appendix I - Intrawell

Plant McIntosh Client: Southern Company Data: McIntosh LF4 CCR

	GWA-16	GWA-16
12/7/2015	<0.001	
12/14/2015	<0.001	
12/28/2015	<0.001	
1/13/2016	<0.001	
1/25/2016	<0.001	
4/20/2016	<0.001	
6/15/2016	<0.001	
8/9/2016	<0.001	
9/27/2016	<0.001	
11/15/2016	<0.001	
1/11/2017	<0.001	
3/1/2017	<0.001	
4/20/2017	<0.001	
7/19/2017	<0.001	
1/11/2018	<0.001	
7/11/2018	<0.001	
1/29/2019	<0.001	
3/26/2019	<0.001	
9/10/2019	0.00013 (J)	
4/1/2020	<0.001	
9/15/2020	0.00024 (J)	
3/16/2021	<0.001	
8/17/2021	<0.001	
2/22/2022	<0.001	
8/2/2022	<0.001	
2/7/2023	<0.001	
8/1/2023	<0.001	
2/6/2024		0.00024 (J)

ND substitution: RL or RL/2 if <15% NDs.

Prediction Limit

Constituent: Lead (mg/L) Analysis Run 3/11/2024 5:33 PM View: Appendix I - Intrawell

Plant McIntosh Client: Southern Company Data: McIntosh LF4 CCR

	GWA-2	GWA-2
8/25/2004	<0.001	
9/11/2004	<0.001	
9/26/2004	<0.001	
10/13/2004	<0.001	
7/11/2005	<0.001	
12/7/2005	<0.001	
6/22/2006	<0.001	
11/28/2006	<0.001	
7/6/2007	<0.001	
12/13/2007	<0.001	
6/20/2008	<0.001	
12/7/2008	<0.001	
7/9/2009	<0.001	
12/28/2009	<0.001	
6/22/2010	<0.001	
1/4/2011	<0.001	
7/9/2011	<0.001	
1/21/2012	<0.001	
7/11/2012	<0.001	
1/20/2013	<0.001	
7/19/2013	<0.001	
1/15/2014	<0.001	
7/11/2014	<0.001	
1/16/2015	<0.001	
6/20/2015	<0.001	
1/16/2016	<0.001	
4/19/2016	<0.001	
6/14/2016	<0.001	
8/9/2016	<0.001	
9/26/2016	<0.001	
11/15/2016	<0.001	
1/10/2017	<0.001	
2/28/2017	<0.001	
4/19/2017	<0.001	
7/17/2017	<0.001	
1/10/2018	<0.001	
7/11/2018	<0.001	
1/29/2019	<0.001	
3/27/2019	<0.001	
9/11/2019	<0.001	
4/1/2020	<0.001	
9/15/2020	<0.001	
3/16/2021	<0.001	
8/17/2021	0.00081 (J)	
2/22/2022	0.0054	
8/2/2022	0.00043 (J)	
2/7/2023	0.0015	
8/1/2023	0.00088 (J)	
2/6/2024		0.0022

ND substitution: RL or RL/2 if <15% NDs.

Prediction Limit

Constituent: Lead (mg/L) Analysis Run 3/11/2024 5:33 PM View: Appendix I - Intrawell

Plant McIntosh Client: Southern Company Data: McIntosh LF4 CCR

	GWA-3	GWA-3
8/25/2004	<0.001	
9/11/2004	<0.001	
9/26/2004	<0.001	
10/13/2004	<0.001	
7/11/2005	<0.001	
12/7/2005	<0.001	
6/22/2006	<0.001	
11/28/2006	<0.001	
7/6/2007	<0.001	
12/13/2007	<0.001	
6/20/2008	<0.001	
12/7/2008	<0.001	
7/9/2009	<0.001	
12/28/2009	<0.001	
6/22/2010	<0.001	
1/5/2011	0.014 (o)	
7/9/2011	<0.001	
1/20/2012	<0.001	
7/11/2012	<0.001	
1/19/2013	<0.001	
7/18/2013	<0.001	
1/15/2014	<0.001	
7/11/2014	<0.001	
1/15/2015	<0.001	
6/19/2015	<0.001	
1/16/2016	<0.001	
4/19/2016	<0.001	
6/14/2016	<0.001	
8/9/2016	<0.001	
9/27/2016	<0.001	
11/14/2016	<0.001	
1/10/2017	<0.001	
2/28/2017	<0.001	
4/19/2017	<0.001	
7/18/2017	<0.001	
1/10/2018	<0.001	
7/11/2018	<0.001	
1/29/2019	<0.001	
3/27/2019	<0.001	
9/11/2019	<0.001	
4/1/2020	<0.001	
9/15/2020	<0.001	
3/16/2021	<0.001	
8/17/2021	<0.001	
2/22/2022	<0.001	
8/2/2022	0.015	
2/7/2023	<0.001	
8/2/2023	<0.001	
2/6/2024		<0.001

ND substitution: RL or RL/2 if <15% NDs.

Prediction Limit

Constituent: Lead (mg/L) Analysis Run 3/11/2024 5:33 PM View: Appendix I - Intrawell

Plant McIntosh Client: Southern Company Data: McIntosh LF4 CCR

	GWA-4A	GWA-4A
8/25/2004	<0.001	
9/11/2004	<0.001	
9/26/2004	<0.001	
10/13/2004	<0.001	
7/11/2005	<0.001	
12/7/2005	<0.001	
6/22/2006	<0.001	
11/28/2006	<0.001	
7/6/2007	<0.001	
12/13/2007	<0.001	
6/20/2008	<0.001	
12/7/2008	<0.001	
7/9/2009	<0.001	
12/30/2009	<0.001	
6/22/2010	<0.001	
1/4/2011	<0.001	
7/10/2011	<0.001	
1/21/2012	<0.001	
7/11/2012	<0.001	
1/20/2013	<0.001	
7/19/2013	<0.001	
1/16/2014	<0.001	
7/10/2014	<0.001	
1/16/2015	<0.001	
6/20/2015	<0.001	
1/14/2016	<0.001	
4/20/2016	<0.001	
6/14/2016	<0.001	
8/11/2016	<0.001	
9/27/2016	<0.001	
11/14/2016	<0.001	
1/10/2017	<0.001	
2/28/2017	<0.001	
4/20/2017	<0.001	
7/18/2017	<0.001	
1/10/2018	<0.001	
7/11/2018	<0.001	
1/29/2019	<0.001	
3/26/2019	<0.001	
9/10/2019	0.00051 (J)	
3/31/2020	0.00024 (J)	
9/16/2020	<0.001	
3/17/2021	<0.001	
8/19/2021	<0.001	
2/23/2022	0.00019 (J)	
8/3/2022	0.0037	
2/7/2023	<0.001	
8/1/2023	<0.001	
2/6/2024		<0.001

ND substitution: RL or RL/2 if <15% NDs.

Prediction Limit

Constituent: Lead (mg/L) Analysis Run 3/11/2024 5:33 PM View: Appendix I - Intrawell

Plant McIntosh Client: Southern Company Data: McIntosh LF4 CCR

	GWA-5	GWA-5
8/25/2004	<0.001	
9/11/2004	<0.001	
9/26/2004	<0.001	
10/13/2004	<0.001	
7/11/2005	<0.001	
12/7/2005	<0.001	
6/22/2006	<0.001	
11/28/2006	<0.001	
7/6/2007	<0.001	
12/13/2007	<0.001	
6/20/2008	<0.001	
12/7/2008	<0.001	
7/9/2009	<0.001	
12/29/2009	<0.001	
6/22/2010	<0.001	
1/4/2011	<0.001	
7/9/2011	<0.001	
1/21/2012	<0.001	
7/11/2012	<0.001	
1/19/2013	<0.001	
7/18/2013	<0.001	
1/15/2014	<0.001	
7/10/2014	<0.001	
1/15/2015	<0.001	
6/19/2015	<0.001	
1/14/2016	<0.001	
4/20/2016	<0.001	
6/14/2016	0.00019 (J)	
8/9/2016	<0.001	
9/27/2016	<0.001	
11/15/2016	<0.001	
1/11/2017	<0.001	
1/19/2017	0.001 (J)	
1/24/2017	<0.001	
2/28/2017	<0.001	
4/20/2017	0.00041 (J)	
7/18/2017	<0.001	
1/10/2018	<0.001	
7/11/2018	<0.001	
1/29/2019	<0.001	
3/26/2019	<0.001	
9/10/2019	0.00074 (J)	
3/31/2020	<0.001	
9/15/2020	<0.001	
3/17/2021	<0.001	
8/19/2021	<0.001	
2/22/2022	<0.001	
8/2/2022	<0.001	
2/7/2023	<0.001	
8/1/2023	<0.001	
2/6/2024		<0.001

ND substitution: RL or RL/2 if <15% NDs.

Prediction Limit

Constituent: Lead (mg/L) Analysis Run 3/11/2024 5:33 PM View: Appendix I - Intrawell

Plant McIntosh Client: Southern Company Data: McIntosh LF4 CCR

	GWC-11	GWC-11
8/25/2004	<0.001	
9/11/2004	<0.001	
9/26/2004	<0.001	
10/13/2004	<0.001	
7/11/2005	<0.001	
12/7/2005	<0.001	
6/22/2006	<0.001	
11/28/2006	<0.001	
7/6/2007	<0.001	
12/13/2007	<0.001	
6/20/2008	<0.001	
12/7/2008	<0.001	
7/10/2009	<0.001	
12/29/2009	<0.001	
6/22/2010	<0.001	
1/5/2011	<0.001	
7/9/2011	<0.001	
1/21/2012	<0.001	
7/11/2012	<0.001	
1/19/2013	<0.001	
7/19/2013	<0.001	
1/15/2014	<0.001	
7/11/2014	<0.001	
1/16/2015	<0.001	
6/20/2015	<0.001	
1/14/2016	<0.001	
4/20/2016	<0.001	
6/15/2016	0.0002 (J)	
8/10/2016	<0.001	
9/27/2016	<0.001	
11/15/2016	<0.001	
1/12/2017	<0.001	
3/1/2017	<0.001	
4/24/2017	0.00037 (J)	
7/24/2017	<0.001	
1/11/2018	<0.001	
7/12/2018	<0.001	
1/30/2019	<0.001	
3/27/2019	<0.001	
9/11/2019	<0.001	
4/2/2020	0.00025 (J)	
9/15/2020	<0.001	
3/17/2021	0.00031 (J)	
8/18/2021	<0.001	
2/23/2022	0.00017 (J)	
8/2/2022	<0.001	
2/8/2023	<0.001	
8/2/2023	<0.001	
2/7/2024		<0.001

ND substitution: RL or RL/2 if <15% NDs.

Prediction Limit

Constituent: Lead (mg/L) Analysis Run 3/11/2024 5:33 PM View: Appendix I - Intrawell

Plant McIntosh Client: Southern Company Data: McIntosh LF4 CCR

	GWC-17	GWC-17
12/8/2015	<0.001	
12/14/2015	<0.001	
12/28/2015	<0.001	
1/13/2016	<0.001	
1/26/2016	<0.001	
4/20/2016	<0.001	
6/15/2016	<0.001	
8/9/2016	<0.001	
9/27/2016	<0.001	
11/15/2016	<0.001	
1/11/2017	<0.001	
3/1/2017	<0.001	
4/20/2017	<0.001	
7/19/2017	<0.001	
1/11/2018	<0.001	
7/11/2018	<0.001	
1/29/2019	<0.001	
3/27/2019	<0.001	
9/11/2019	<0.001	
4/1/2020	<0.001	
9/15/2020	<0.001	
3/16/2021	<0.001	
8/19/2021	<0.001	
2/22/2022	<0.001	
8/2/2022	<0.001	
2/8/2023	<0.001	
8/2/2023	<0.001	
2/6/2024		<0.001

ND substitution: RL or RL/2 if <15% NDs.

Prediction Limit

Constituent: Lead (mg/L) Analysis Run 3/11/2024 5:33 PM View: Appendix I - Intrawell

Plant McIntosh Client: Southern Company Data: McIntosh LF4 CCR

	GWC-18	GWC-18
12/8/2015	<0.001	
12/14/2015	<0.001	
12/28/2015	<0.001	
1/14/2016	<0.001	
1/26/2016	<0.001	
4/19/2016	<0.001	
6/16/2016	0.00015 (J)	
8/11/2016	<0.001	
9/28/2016	<0.001	
11/16/2016	<0.001	
1/11/2017	<0.001	
3/1/2017	<0.001	
4/25/2017	<0.001	
7/25/2017	<0.001	
1/12/2018	<0.001	
7/11/2018	<0.001	
1/30/2019	0.00067 (J)	
3/27/2019	<0.001	
9/11/2019	0.00017 (J)	
4/1/2020	<0.001	
9/15/2020	<0.001	
3/17/2021	0.00015 (J)	
8/19/2021	0.00037 (J)	
2/23/2022	0.00026 (J)	
8/2/2022	0.00029 (J)	
2/7/2023	0.00035 (J)	
8/2/2023	<0.001	
2/7/2024		<0.001

ND substitution: RL or RL/2 if <15% NDs.

Prediction Limit

Constituent: Lead (mg/L) Analysis Run 3/11/2024 5:33 PM View: Appendix I - Intrawell

Plant McIntosh Client: Southern Company Data: McIntosh LF4 CCR

	GWC-20	GWC-20
12/9/2015	<0.001	
12/14/2015	<0.001	
12/29/2015	<0.001	
1/14/2016	<0.001	
1/25/2016	<0.001	
4/21/2016	<0.001	
6/16/2016	<0.001	
8/10/2016	<0.001	
9/27/2016	<0.001	
11/15/2016	<0.001	
1/13/2017	<0.001	
3/1/2017	<0.001	
4/25/2017	<0.001	
7/25/2017	<0.001	
1/12/2018	<0.001	
7/11/2018	<0.001	
1/29/2019	<0.001	
3/27/2019	<0.001	
9/11/2019	0.00024 (J)	
4/1/2020	<0.001	
9/15/2020	<0.001	
3/16/2021	<0.001	
8/19/2021	<0.001	
2/22/2022	<0.001	
8/3/2022	<0.001	
2/8/2023	<0.001	
8/2/2023	<0.001	
2/7/2024		<0.001

ND substitution: RL or RL/2 if <15% NDs.

Prediction Limit

Constituent: Lead (mg/L) Analysis Run 3/11/2024 5:33 PM View: Appendix I - Intrawell

Plant McIntosh Client: Southern Company Data: McIntosh LF4 CCR

	GWC-21	GWC-21
12/9/2015	<0.001	
12/14/2015	<0.001	
12/29/2015	<0.001	
1/14/2016	<0.001	
1/25/2016	<0.001	
4/21/2016	<0.001	
6/16/2016	<0.001	
8/10/2016	<0.001	
9/27/2016	0.00079 (J)	
11/15/2016	<0.001	
1/12/2017	<0.001	
3/1/2017	<0.001	
4/24/2017	<0.001	
7/25/2017	<0.001	
1/11/2018	<0.001	
7/11/2018	<0.001	
1/30/2019	<0.001	
3/27/2019	<0.001	
9/11/2019	0.00021 (J)	
4/1/2020	<0.001	
9/15/2020	<0.001	
3/17/2021	<0.001	
8/19/2021	<0.001	
2/23/2022	<0.001	
8/4/2022	<0.001	
2/8/2023	<0.001	
8/3/2023	<0.001	
2/7/2024		<0.001

ND substitution: RL or RL/2 if <15% NDs.

Prediction Limit

Constituent: Lead (mg/L) Analysis Run 3/11/2024 5:33 PM View: Appendix I - Intrawell

Plant McIntosh Client: Southern Company Data: McIntosh LF4 CCR

	GWC-23	GWC-23
6/16/2016	<0.001	
8/10/2016	<0.001	
9/28/2016	<0.001	
11/16/2016	<0.001	
1/17/2017	<0.001	
3/2/2017	<0.001	
4/25/2017	<0.001	
7/13/2017	<0.001	
7/25/2017	<0.001	
1/12/2018	<0.001	
7/12/2018	<0.001	
1/30/2019	0.00013 (J)	
3/27/2019	<0.001	
9/11/2019	0.00018 (J)	
4/1/2020	<0.001	
9/15/2020	<0.001	
3/17/2021	<0.001	
8/19/2021	<0.001	
2/23/2022	<0.001	
8/4/2022	0.00034 (J)	
2/8/2023	<0.001	
8/3/2023	<0.001	
2/7/2024		<0.001

ND substitution: RL or RL/2 if <15% NDs.

Prediction Limit

Constituent: Nickel (mg/L) Analysis Run 3/11/2024 5:33 PM View: Appendix I - Intrawell

Plant McIntosh Client: Southern Company Data: McIntosh LF4 CCR

	GWA-13	GWA-13
12/7/2015	<0.001	
12/15/2015	<0.001	
12/29/2015	<0.001	
1/13/2016	<0.001	
1/25/2016	<0.001	
6/14/2016	<0.001	
1/12/2017	<0.001	
7/18/2017	<0.001	
1/10/2018	<0.001	
7/11/2018	<0.001	
1/29/2019	0.00033 (J)	
3/26/2019	<0.001	
9/10/2019	0.0004 (J)	
3/31/2020	<0.001	
9/15/2020	0.00037 (J)	
3/16/2021	<0.001	
8/18/2021	<0.001	
2/22/2022	<0.001	
8/2/2022	<0.001	
2/6/2023	<0.001	
8/1/2023	0.00043 (J)	
2/6/2024		0.00084 (J)

ND substitution: RL or RL/2 if <15% NDs.

Prediction Limit

Constituent: Nickel (mg/L) Analysis Run 3/11/2024 5:33 PM View: Appendix I - Intrawell

Plant McIntosh Client: Southern Company Data: McIntosh LF4 CCR

	GWA-14	GWA-14
12/7/2015	<0.001	
12/15/2015	<0.001	
12/29/2015	<0.001	
1/13/2016	<0.001	
1/25/2016	<0.001	
6/14/2016	0.00052 (J)	
1/11/2017	<0.001	
7/19/2017	<0.001	
1/11/2018	<0.001	
7/11/2018	<0.001	
1/29/2019	0.0004 (J)	
3/26/2019	<0.001	
9/10/2019	0.00056 (J)	
4/1/2020	0.00043 (J)	
9/15/2020	0.00075 (J)	
3/16/2021	0.00045 (J)	
8/17/2021	0.00061 (J)	
2/22/2022	<0.001	
8/2/2022	<0.001	
2/7/2023	0.00061 (J)	
8/2/2023	0.00057 (J)	
2/6/2024		<0.001

ND substitution: RL or RL/2 if <15% NDs.

Prediction Limit

Constituent: Nickel (mg/L) Analysis Run 3/11/2024 5:33 PM View: Appendix I - Intrawell

Plant McIntosh Client: Southern Company Data: McIntosh LF4 CCR

	GWA-15	GWA-15
12/7/2015	<0.001	
12/15/2015	<0.001	
12/28/2015	<0.001	
1/13/2016	<0.001	
1/25/2016	<0.001	
6/15/2016	<0.001	
1/11/2017	<0.001	
7/19/2017	<0.001	
1/11/2018	<0.001	
7/11/2018	<0.001	
1/29/2019	0.00046 (J)	
3/26/2019	<0.001	
9/11/2019	0.00042 (J)	
4/1/2020	<0.001	
9/15/2020	0.00047 (J)	
3/17/2021	0.00047 (J)	
8/19/2021	<0.001	
2/22/2022	0.00061 (J)	
8/2/2022	<0.001	
2/7/2023	<0.001	
8/1/2023	<0.001	
2/6/2024		<0.001

ND substitution: RL or RL/2 if <15% NDs.

Prediction Limit

Constituent: Nickel (mg/L) Analysis Run 3/11/2024 5:33 PM View: Appendix I - Intrawell

Plant McIntosh Client: Southern Company Data: McIntosh LF4 CCR

	GWA-16	GWA-16
12/7/2015	<0.001	
12/14/2015	<0.001	
12/28/2015	<0.001	
1/13/2016	<0.001	
1/25/2016	<0.001	
6/15/2016	<0.001	
1/11/2017	<0.001	
7/19/2017	<0.001	
1/11/2018	<0.001	
7/11/2018	<0.001	
1/29/2019	0.0004 (J)	
3/26/2019	<0.001	
9/10/2019	0.00036 (J)	
4/1/2020	<0.001	
9/15/2020	0.00045 (J)	
3/16/2021	0.00043 (J)	
8/17/2021	0.00052 (J)	
2/22/2022	<0.001	
8/2/2022	<0.001	
2/7/2023	0.00054 (J)	
8/1/2023	0.00044 (J)	
2/6/2024		<0.001

ND substitution: RL or RL/2 if <15% NDs.

Prediction Limit

Constituent: Nickel (mg/L) Analysis Run 3/11/2024 5:33 PM View: Appendix I - Intrawell

Plant McIntosh Client: Southern Company Data: McIntosh LF4 CCR

	GWA-2	GWA-2
8/25/2004	<0.0025	
9/11/2004	<0.0025	
9/26/2004	<0.0025	
10/13/2004	<0.0025	
7/11/2005	<0.0025	
12/7/2005	<0.0025	
6/22/2006	<0.0025	
11/28/2006	<0.0025	
7/6/2007	<0.0025	
12/13/2007	<0.0025	
6/20/2008	<0.0025	
12/7/2008	<0.0025	
7/9/2009	0.0043	
12/28/2009	<0.0025	
6/22/2010	<0.0025	
1/4/2011	<0.0025	
7/9/2011	<0.0025	
1/21/2012	<0.0025	
7/11/2012	<0.0025	
1/20/2013	<0.0025	
7/19/2013	<0.0025	
1/15/2014	0.0016 (J)	
7/11/2014	<0.0025	
1/16/2015	<0.0025	
6/20/2015	<0.0025	
1/16/2016	<0.0025	
6/14/2016	0.0006 (J)	
1/10/2017	<0.0025	
7/17/2017	<0.0025	
1/10/2018	0.0026	
7/11/2018	<0.0025	
1/29/2019	0.00063 (J)	
3/27/2019	<0.0025	
9/11/2019	0.00091 (J)	
4/1/2020	0.00077 (J)	
9/15/2020	0.00094 (J)	
3/16/2021	0.00072 (J)	
8/17/2021	0.00097 (J)	
2/22/2022	0.00092 (J)	
8/2/2022	0.00086 (J)	
2/7/2023	0.00083 (J)	
8/1/2023	0.001	
2/6/2024		0.0011

ND substitution: RL or RL/2 if <15% NDs.

Prediction Limit

Constituent: Nickel (mg/L) Analysis Run 3/11/2024 5:33 PM View: Appendix I - Intrawell

Plant McIntosh Client: Southern Company Data: McIntosh LF4 CCR

	GWA-3	GWA-3
8/25/2004	<0.001	
9/11/2004	0.03 (O)	
9/26/2004	<0.001	
10/13/2004	<0.001	
7/11/2005	<0.001	
12/7/2005	<0.001	
6/22/2006	<0.001	
11/28/2006	<0.001	
7/6/2007	<0.001	
12/13/2007	<0.001	
6/20/2008	<0.001	
12/7/2008	<0.001	
7/9/2009	<0.001	
12/28/2009	<0.001	
6/22/2010	<0.001	
1/5/2011	0.025 (O)	
7/9/2011	<0.001	
1/20/2012	<0.001	
7/11/2012	<0.001	
1/19/2013	<0.001	
7/18/2013	<0.001	
1/15/2014	<0.001	
7/11/2014	<0.001	
1/15/2015	<0.001	
6/19/2015	<0.001	
1/16/2016	<0.001	
6/14/2016	<0.001	
1/10/2017	<0.001	
7/18/2017	<0.001	
1/10/2018	<0.001	
7/11/2018	<0.001	
1/29/2019	0.00034 (J)	
3/27/2019	<0.001	
9/11/2019	0.00045 (J)	
4/1/2020	<0.001	
9/15/2020	0.00038 (J)	
3/16/2021	<0.001	
8/17/2021	0.00047 (J)	
2/22/2022	<0.001	
8/2/2022	0.00054 (J)	
2/7/2023	<0.001	
8/2/2023	0.00046 (J)	
2/6/2024		<0.001

ND substitution: RL or RL/2 if <15% NDs.

Prediction Limit

Constituent: Nickel (mg/L) Analysis Run 3/11/2024 5:33 PM View: Appendix I - Intrawell

Plant McIntosh Client: Southern Company Data: McIntosh LF4 CCR

	GWA-4A	GWA-4A
8/25/2004	<0.001	
9/11/2004	<0.001	
9/26/2004	<0.001	
10/13/2004	<0.001	
7/11/2005	<0.001	
12/7/2005	<0.001	
6/22/2006	<0.001	
11/28/2006	<0.001	
7/6/2007	<0.001	
12/13/2007	<0.001	
6/20/2008	<0.001	
12/7/2008	<0.001	
7/9/2009	<0.001	
12/30/2009	0.0048	
6/22/2010	<0.001	
1/4/2011	<0.001	
7/10/2011	<0.001	
1/21/2012	0.0026	
7/11/2012	0.0072	
1/20/2013	0.0025	
7/19/2013	<0.001	
1/16/2014	0.0031	
7/10/2014	<0.001	
1/16/2015	0.0024 (J)	
6/20/2015	<0.001	
1/14/2016	<0.001	
6/14/2016	0.0013 (J)	
1/10/2017	<0.001	
7/18/2017	<0.001	
1/10/2018	<0.001	
7/11/2018	0.003	
1/29/2019	0.0021 (J)	
3/26/2019	0.0021	
9/10/2019	0.002	
3/31/2020	0.0028	
9/16/2020	0.00096 (J)	
3/17/2021	0.00083 (J)	
8/19/2021	0.00065 (J)	
2/23/2022	<0.001	
8/3/2022	0.00078 (J)	
2/7/2023	<0.001	
8/1/2023	0.00065 (J)	
2/6/2024		<0.001

ND substitution: RL or RL/2 if <15% NDs.

Prediction Limit

Constituent: Nickel (mg/L) Analysis Run 3/11/2024 5:33 PM View: Appendix I - Intrawell

Plant McIntosh Client: Southern Company Data: McIntosh LF4 CCR

	GWA-5	GWA-5
8/25/2004	<0.001	
9/11/2004	<0.001	
9/26/2004	<0.001	
10/13/2004	<0.001	
7/11/2005	<0.001	
12/7/2005	<0.001	
6/22/2006	<0.001	
11/28/2006	<0.001	
7/6/2007	<0.001	
12/13/2007	<0.001	
6/20/2008	<0.001	
12/7/2008	<0.001	
7/9/2009	<0.001	
12/29/2009	<0.001	
6/22/2010	<0.001	
1/4/2011	<0.001	
7/9/2011	<0.001	
1/21/2012	<0.001	
7/11/2012	0.0031	
1/19/2013	<0.001	
7/18/2013	<0.001	
1/15/2014	<0.001	
7/10/2014	<0.001	
1/15/2015	<0.001	
6/19/2015	<0.001	
1/14/2016	<0.001	
6/14/2016	0.00054 (J)	
1/11/2017	<0.001	
7/18/2017	<0.001	
1/10/2018	<0.001	
7/11/2018	<0.001	
1/29/2019	<0.001	
3/26/2019	<0.001	
9/10/2019	0.00043 (J)	
3/31/2020	<0.001	
9/15/2020	0.00056 (J)	
3/17/2021	0.00041 (J)	
8/19/2021	0.00043 (J)	
2/22/2022	<0.001	
8/2/2022	<0.001	
2/7/2023	0.00046 (J)	
8/1/2023	<0.001	
2/6/2024		<0.001

ND substitution: RL or RL/2 if <15% NDs.

Prediction Limit

Constituent: Nickel (mg/L) Analysis Run 3/11/2024 5:33 PM View: Appendix I - Intrawell

Plant McIntosh Client: Southern Company Data: McIntosh LF4 CCR

	GWC-1	GWC-1
8/25/2004	<0.0025	
9/11/2004	<0.0025	
9/26/2004	<0.0025	
7/11/2005	<0.0025	
12/7/2005	<0.0025	
6/22/2006	<0.0025	
11/28/2006	<0.0025	
7/6/2007	<0.0025	
12/13/2007	<0.0025	
6/20/2008	<0.0025	
12/7/2008	<0.0025	
7/9/2009	<0.0025	
12/28/2009	<0.0025	
6/22/2010	<0.0025	
1/4/2011	<0.0025	
7/9/2011	<0.0025	
1/21/2012	<0.0025	
7/11/2012	<0.0025	
1/20/2013	<0.0025	
7/19/2013	<0.0025	
1/15/2014	0.0013 (J)	
7/11/2014	0.0013 (J)	
1/16/2015	<0.0025	
6/20/2015	0.0016 (J)	
1/16/2016	<0.0025	
6/15/2016	0.00088 (J)	
1/12/2017	<0.0025	
7/19/2017	<0.0025	
1/11/2018	<0.0025	
7/12/2018	<0.0025	
1/30/2019	<0.0025	
3/27/2019	<0.0025	
9/11/2019	0.0013	
4/1/2020	0.00099 (J)	
9/15/2020	0.0012	
3/16/2021	0.0012	
8/18/2021	0.0014	
2/23/2022	0.0012	
8/3/2022	0.0013	
2/7/2023	0.0012	
8/2/2023	0.0014	
2/7/2024		0.0016

ND substitution: RL or RL/2 if <15% NDs.

Prediction Limit

Constituent: Nickel (mg/L) Analysis Run 3/11/2024 5:33 PM View: Appendix I - Intrawell

Plant McIntosh Client: Southern Company Data: McIntosh LF4 CCR

	GWC-10	GWC-10
8/25/2004	<0.001	
9/11/2004	<0.001	
9/26/2004	<0.001	
10/13/2004	<0.001	
7/11/2005	<0.001	
12/7/2005	<0.001	
6/22/2006	<0.001	
11/28/2006	<0.001	
7/6/2007	<0.001	
12/13/2007	<0.001	
6/20/2008	<0.001	
12/7/2008	<0.001	
7/10/2009	<0.001	
12/29/2009	<0.001	
6/22/2010	<0.001	
1/4/2011	<0.001	
7/10/2011	<0.001	
1/21/2012	<0.001	
7/11/2012	<0.001	
1/20/2013	<0.001	
7/19/2013	<0.001	
1/16/2014	<0.001	
7/10/2014	<0.001	
1/16/2015	<0.001	
6/20/2015	0.0013 (J)	
1/16/2016	<0.001	
6/16/2016	<0.001	
1/12/2017	<0.001	
7/24/2017	<0.001	
1/11/2018	<0.001	
7/12/2018	<0.001	
1/30/2019	<0.001	
3/27/2019	<0.001	
9/11/2019	<0.001	
4/1/2020	<0.001	
9/15/2020	0.0013	
3/16/2021	0.00043 (J)	
8/18/2021	<0.001	
2/23/2022	<0.001	
8/3/2022	<0.001	
2/8/2023	<0.001	
8/2/2023	0.0011	
2/7/2024		<0.001

ND substitution: RL or RL/2 if <15% NDs.

Prediction Limit

Constituent: Nickel (mg/L) Analysis Run 3/11/2024 5:33 PM View: Appendix I - Intrawell

Plant McIntosh Client: Southern Company Data: McIntosh LF4 CCR

	GWC-11	GWC-11
8/25/2004	<0.001	
9/11/2004	<0.001	
9/26/2004	<0.001	
10/13/2004	<0.001	
7/11/2005	<0.001	
12/7/2005	<0.001	
6/22/2006	<0.001	
11/28/2006	<0.001	
7/6/2007	<0.001	
12/13/2007	<0.001	
6/20/2008	<0.001	
12/7/2008	<0.001	
7/10/2009	<0.001	
12/29/2009	<0.001	
6/22/2010	<0.001	
1/5/2011	<0.001	
7/9/2011	<0.001	
1/21/2012	<0.001	
7/11/2012	0.0049	
1/19/2013	<0.001	
7/19/2013	<0.001	
1/15/2014	<0.001	
7/11/2014	0.0029	
1/16/2015	0.0014 (J)	
6/20/2015	<0.001	
1/14/2016	<0.001	
6/15/2016	0.00085 (J)	
1/12/2017	<0.001	
7/24/2017	<0.001	
1/11/2018	<0.001	
7/12/2018	<0.001	
1/30/2019	<0.001	
3/27/2019	<0.001	
9/11/2019	0.00042 (J)	
4/2/2020	0.0009 (J)	
9/15/2020	0.00063 (J)	
3/17/2021	0.00077 (J)	
8/18/2021	0.00034 (J)	
2/23/2022	<0.001	
8/2/2022	<0.001	
2/8/2023	<0.001	
8/2/2023	<0.001	
2/7/2024		<0.001

ND substitution: RL or RL/2 if <15% NDs.

Prediction Limit

Constituent: Nickel (mg/L) Analysis Run 3/11/2024 5:33 PM View: Appendix I - Intrawell

Plant McIntosh Client: Southern Company Data: McIntosh LF4 CCR

	GWC-12	GWC-12
8/25/2004	<0.0025	
9/11/2004	<0.0025	
9/26/2004	<0.0025	
10/13/2004	<0.0025	
7/11/2005	<0.0025	
12/7/2005	<0.0025	
6/22/2006	<0.0025	
11/28/2006	<0.0025	
7/6/2007	<0.0025	
12/13/2007	<0.0025	
6/20/2008	<0.0025	
12/7/2008	<0.0025	
7/10/2009	<0.0025	
12/28/2009	<0.0025	
6/22/2010	<0.0025	
1/4/2011	<0.0025	
7/9/2011	<0.0025	
1/20/2012	<0.0025	
7/11/2012	0.0057	
1/19/2013	<0.0025	
7/18/2013	<0.0025	
1/15/2014	0.0043	
7/11/2014	0.0026	
1/15/2015	<0.0025	
6/19/2015	<0.0025	
1/16/2016	<0.0025	
6/15/2016	0.00068 (J)	
1/12/2017	<0.0025	
7/20/2017	<0.0025	
1/11/2018	<0.0025	
7/12/2018	<0.0025	
1/30/2019	<0.0025	
3/27/2019	<0.0025	
9/11/2019	0.001	
4/1/2020	0.0008 (J)	
9/16/2020	0.00088 (J)	
3/16/2021	0.00093 (J)	
8/18/2021	0.00097 (J)	
2/23/2022	0.0011	
8/3/2022	0.0064	
2/7/2023	0.00082 (J)	
8/2/2023	0.00091 (J)	
2/8/2024		0.0014

ND substitution: RL or RL/2 if <15% NDs.

Prediction Limit

Constituent: Nickel (mg/L) Analysis Run 3/11/2024 5:33 PM View: Appendix I - Intrawell

Plant McIntosh Client: Southern Company Data: McIntosh LF4 CCR

	GWC-17	GWC-17
12/8/2015	0.0036	
12/14/2015	0.0035	
12/28/2015	0.0032	
1/13/2016	0.0029	
1/26/2016	0.0027	
6/15/2016	0.0018 (J)	
1/11/2017	0.002 (J)	
7/19/2017	0.002 (J)	
1/11/2018	0.0019 (J)	
7/11/2018	<0.0025	
1/29/2019	0.0016 (J)	
3/27/2019	0.0018	
9/11/2019	0.0018	
4/1/2020	0.0016	
9/15/2020	0.0016	
3/16/2021	0.0015	
8/19/2021	0.0017	
2/22/2022	0.0017	
8/2/2022	0.0019	
2/8/2023	0.0017	
8/2/2023	0.0018	
2/6/2024		0.0015

ND substitution: RL or RL/2 if <15% NDs.

Prediction Limit

Constituent: Nickel (mg/L) Analysis Run 3/11/2024 5:33 PM View: Appendix I - Intrawell

Plant McIntosh Client: Southern Company Data: McIntosh LF4 CCR

	GWC-18	GWC-18
12/8/2015	<0.001	
12/14/2015	0.0019 (J)	
12/28/2015	0.0018 (J)	
1/14/2016	0.0017 (J)	
1/26/2016	0.0019 (J)	
6/16/2016	0.0014 (J)	
1/11/2017	<0.001	
7/25/2017	<0.001	
1/12/2018	<0.001	
7/11/2018	<0.001	
1/30/2019	<0.001	
3/27/2019	<0.001	
9/11/2019	0.0012	
4/1/2020	0.00095	
9/15/2020	0.00092 (J)	
3/17/2021	0.0011	
8/19/2021	0.0011	
2/23/2022	0.001	
8/2/2022	0.00086 (J)	
2/7/2023	0.0011	
8/2/2023	0.00075 (J)	
2/7/2024		<0.001

ND substitution: RL or RL/2 if <15% NDs.

Prediction Limit

Constituent: Nickel (mg/L) Analysis Run 3/11/2024 5:33 PM View: Appendix I - Intrawell

Plant McIntosh Client: Southern Company Data: McIntosh LF4 CCR

	GWC-19	GWC-19
12/8/2015	0.0022 (J)	
12/15/2015	0.0019 (J)	
12/28/2015	0.0017 (J)	
1/14/2016	0.0029	
1/26/2016	0.0014 (J)	
6/16/2016	0.0013 (J)	
1/16/2017	0.0018 (J)	
7/25/2017	0.002 (J)	
1/12/2018	0.002 (J)	
7/11/2018	0.0018 (J)	
1/29/2019	0.0017 (J)	
3/27/2019	<0.0025	
9/11/2019	0.0018	
4/1/2020	0.0014	
9/16/2020	0.0012	
3/16/2021	0.0012	
8/19/2021	0.0012	
2/23/2022	0.0011	
8/3/2022	0.0051	
2/8/2023	0.0012	
8/2/2023	0.0012	
2/7/2024		0.0008 (J)

ND substitution: RL or RL/2 if <15% NDs.

Prediction Limit

Constituent: Nickel (mg/L) Analysis Run 3/11/2024 5:33 PM View: Appendix I - Intrawell

Plant McIntosh Client: Southern Company Data: McIntosh LF4 CCR

	GWC-20	GWC-20
12/9/2015	0.0042	
12/14/2015	0.0067	
12/29/2015	0.0067	
1/14/2016	0.0039	
1/25/2016	0.0049	
6/16/2016	0.003 (J)	
1/13/2017	<0.001	
7/25/2017	<0.001	
1/12/2018	<0.001	
7/11/2018	<0.001	
1/29/2019	0.00093 (J)	
3/27/2019	<0.001	
9/11/2019	0.0014	
4/1/2020	0.001	
9/15/2020	0.0011	
3/16/2021	0.00093 (J)	
8/19/2021	0.00092 (J)	
2/22/2022	0.00092 (J)	
8/3/2022	0.001	
2/8/2023	0.00083 (J)	
8/2/2023	0.0018	
2/7/2024		<0.001

ND substitution: RL or RL/2 if <15% NDs.

Prediction Limit

Constituent: Nickel (mg/L) Analysis Run 3/11/2024 5:33 PM View: Appendix I - Intrawell

Plant McIntosh Client: Southern Company Data: McIntosh LF4 CCR

	GWC-21	GWC-21
12/9/2015	<0.001	
12/14/2015	<0.001	
12/29/2015	<0.001	
1/14/2016	<0.001	
1/25/2016	<0.001	
6/16/2016	0.0012 (J)	
1/12/2017	<0.001	
7/25/2017	<0.001	
1/11/2018	<0.001	
7/11/2018	<0.001	
1/30/2019	<0.001	
3/27/2019	<0.001	
9/11/2019	0.00097 (J)	
4/1/2020	0.00067 (J)	
9/15/2020	0.0007 (J)	
3/17/2021	0.00068 (J)	
8/19/2021	0.00067 (J)	
2/23/2022	0.00071 (J)	
8/4/2022	0.00065 (J)	
2/8/2023	0.00064 (J)	
8/3/2023	0.00074 (J)	
2/7/2024		<0.001

ND substitution: RL or RL/2 if <15% NDs.

Prediction Limit

Constituent: Nickel (mg/L) Analysis Run 3/11/2024 5:33 PM View: Appendix I - Intrawell

Plant McIntosh Client: Southern Company Data: McIntosh LF4 CCR

	GWC-23	GWC-23
6/16/2016	0.0009 (J)	
1/17/2017	<0.0025	
7/25/2017	0.002 (J)	
1/12/2018	0.0023 (J)	
7/12/2018	0.0026	
1/30/2019	<0.0025	
3/27/2019	0.0018	
9/11/2019	0.0023	
4/1/2020	0.0013	
9/15/2020	0.0013	
3/17/2021	0.0014	
8/19/2021	0.0013	
2/23/2022	0.0013	
8/4/2022	0.0016	
2/8/2023	0.0013	
8/3/2023	0.0013	
2/7/2024		0.00065 (J)

ND substitution: RL or RL/2 if <15% NDs.

Prediction Limit

Constituent: Nickel (mg/L) Analysis Run 3/11/2024 5:33 PM View: Appendix I - Intrawell

Plant McIntosh Client: Southern Company Data: McIntosh LF4 CCR

	GWC-9	GWC-9
8/25/2004	<0.001	
9/11/2004	<0.001	
9/26/2004	<0.001	
10/13/2004	<0.001	
7/11/2005	<0.001	
12/7/2005	<0.001	
6/22/2006	<0.001	
11/28/2006	<0.001	
7/6/2007	<0.001	
12/13/2007	<0.001	
6/20/2008	0.003	
12/7/2008	<0.001	
7/9/2009	<0.001	
12/29/2009	<0.001	
6/22/2010	<0.001	
1/5/2011	<0.001	
7/9/2011	<0.001	
1/21/2012	<0.001	
7/11/2012	0.0033	
1/19/2013	0.0026	
7/18/2013	<0.001	
1/15/2014	<0.001	
7/10/2014	<0.001	
1/16/2015	<0.001	
6/20/2015	<0.001	
1/14/2016	<0.001	
6/15/2016	<0.001	
1/13/2017	<0.001	
7/24/2017	<0.001	
1/12/2018	<0.001	
7/12/2018	<0.001	
1/30/2019	<0.001	
3/27/2019	<0.001	
9/11/2019	0.00065 (J)	
4/1/2020	<0.001	
9/16/2020	0.00075 (J)	
3/17/2021	0.0006 (J)	
8/19/2021	0.00038 (J)	
2/23/2022	0.00076 (J)	
8/3/2022	0.0015	
2/8/2023	0.00084 (J)	
8/2/2023	0.00077 (J)	
2/7/2024		<0.001

ND substitution: RL or RL/2 if <15% NDs.

Prediction Limit

Constituent: Selenium (mg/L) Analysis Run 3/11/2024 5:33 PM View: Appendix I - Intrawell

Plant McIntosh Client: Southern Company Data: McIntosh LF4 CCR

	GWA-13	GWA-13
12/7/2015	<0.005	
12/15/2015	<0.005	
12/29/2015	<0.005	
1/13/2016	<0.005	
1/25/2016	<0.005	
4/20/2016	<0.005	
6/14/2016	<0.005	
8/9/2016	<0.005	
9/27/2016	<0.005	
11/15/2016	<0.005	
1/12/2017	<0.005	
2/28/2017	<0.005	
4/20/2017	<0.005	
7/18/2017	<0.005	
1/10/2018	0.00025 (J)	
7/11/2018	<0.005	
1/29/2019	<0.005	
3/26/2019	<0.005	
9/10/2019	<0.005	
3/31/2020	<0.005	
9/15/2020	<0.005	
3/16/2021	<0.005	
8/18/2021	<0.005	
2/22/2022	<0.005	
8/2/2022	<0.005	
2/6/2023	<0.005	
8/1/2023	<0.005	
2/6/2024		<0.005

ND substitution: RL or RL/2 if <15% NDs.

Prediction Limit

Constituent: Selenium (mg/L) Analysis Run 3/11/2024 5:33 PM View: Appendix I - Intrawell

Plant McIntosh Client: Southern Company Data: McIntosh LF4 CCR

	GWA-14	GWA-14
12/7/2015	<0.005	
12/15/2015	<0.005	
12/29/2015	<0.005	
1/13/2016	<0.005	
1/25/2016	<0.005	
4/20/2016	<0.005	
6/14/2016	<0.005	
8/9/2016	<0.005	
9/27/2016	<0.005	
11/15/2016	<0.005	
1/11/2017	<0.005	
2/28/2017	<0.005	
4/20/2017	<0.005	
7/19/2017	<0.005	
1/11/2018	<0.005	
7/11/2018	<0.005	
1/29/2019	<0.005	
3/26/2019	<0.005	
9/10/2019	<0.005	
4/1/2020	<0.005	
9/15/2020	<0.005	
3/16/2021	<0.005	
8/17/2021	<0.005	
2/22/2022	<0.005	
8/2/2022	<0.005	
2/7/2023	<0.005	
8/2/2023	<0.005	
2/6/2024		<0.005

ND substitution: RL or RL/2 if <15% NDs.

Prediction Limit

Constituent: Selenium (mg/L) Analysis Run 3/11/2024 5:33 PM View: Appendix I - Intrawell

Plant McIntosh Client: Southern Company Data: McIntosh LF4 CCR

	GWA-15	GWA-15
12/7/2015	<0.005	
12/15/2015	<0.005	
12/28/2015	<0.005	
1/13/2016	<0.005	
1/25/2016	<0.005	
4/21/2016	<0.005	
6/15/2016	<0.005	
8/9/2016	<0.005	
9/27/2016	<0.005	
11/15/2016	<0.005	
1/11/2017	<0.005	
2/28/2017	<0.005	
4/20/2017	<0.005	
7/19/2017	0.00071 (J)	
1/11/2018	<0.005	
7/11/2018	<0.005	
1/29/2019	<0.005	
3/26/2019	<0.005	
9/11/2019	<0.005	
4/1/2020	<0.005	
9/15/2020	<0.005	
3/17/2021	<0.005	
8/19/2021	<0.005	
2/22/2022	<0.005	
8/2/2022	<0.005	
2/7/2023	<0.005	
8/1/2023	<0.005	
2/6/2024		<0.005

ND substitution: RL or RL/2 if <15% NDs.

Prediction Limit

Constituent: Selenium (mg/L) Analysis Run 3/11/2024 5:33 PM View: Appendix I - Intrawell

Plant McIntosh Client: Southern Company Data: McIntosh LF4 CCR

	GWA-16	GWA-16
12/7/2015	<0.005	
12/14/2015	<0.005	
12/28/2015	<0.005	
1/13/2016	<0.005	
1/25/2016	<0.005	
4/20/2016	<0.005	
6/15/2016	<0.005	
8/9/2016	<0.005	
9/27/2016	<0.005	
11/15/2016	<0.005	
1/11/2017	<0.005	
3/1/2017	<0.005	
4/20/2017	<0.005	
7/19/2017	0.00025 (J)	
1/11/2018	<0.005	
7/11/2018	<0.005	
1/29/2019	<0.005	
3/26/2019	<0.005	
9/10/2019	<0.005	
4/1/2020	<0.005	
9/15/2020	<0.005	
3/16/2021	<0.005	
8/17/2021	<0.005	
2/22/2022	<0.005	
8/2/2022	<0.005	
2/7/2023	<0.005	
8/1/2023	<0.005	
2/6/2024		<0.005

ND substitution: RL or RL/2 if <15% NDs.

Prediction Limit

Constituent: Selenium (mg/L) Analysis Run 3/11/2024 5:33 PM View: Appendix I - Intrawell

Plant McIntosh Client: Southern Company Data: McIntosh LF4 CCR

	GWA-2	GWA-2
8/25/2004	<0.005	
9/11/2004	<0.005	
9/26/2004	<0.005	
10/13/2004	<0.005	
7/11/2005	<0.005	
12/7/2005	<0.005	
6/22/2006	<0.005	
11/28/2006	<0.005	
7/6/2007	<0.005	
12/13/2007	<0.005	
6/20/2008	<0.005	
12/7/2008	<0.005	
7/9/2009	<0.005	
12/28/2009	<0.005	
6/22/2010	<0.005	
1/4/2011	<0.005	
7/9/2011	<0.005	
1/21/2012	<0.005	
7/11/2012	<0.005	
1/20/2013	<0.005	
7/19/2013	<0.005	
1/15/2014	<0.005	
7/11/2014	<0.005	
1/16/2015	<0.005	
6/20/2015	<0.005	
1/16/2016	<0.005	
4/19/2016	<0.005	
6/14/2016	<0.005	
8/9/2016	<0.005	
9/26/2016	<0.005	
11/15/2016	<0.005	
1/10/2017	<0.005	
2/28/2017	<0.005	
4/19/2017	0.00065 (J)	
7/17/2017	0.00047 (J)	
1/10/2018	0.00052 (J)	
7/11/2018	<0.005	
1/29/2019	<0.005	
3/27/2019	<0.005	
9/11/2019	<0.005	
4/1/2020	<0.005	
9/15/2020	<0.005	
3/16/2021	<0.005	
8/17/2021	<0.005	
2/22/2022	<0.005	
8/2/2022	<0.005	
2/7/2023	<0.005	
8/1/2023	<0.005	
2/6/2024		<0.005

ND substitution: RL or RL/2 if <15% NDs.

Prediction Limit

Constituent: Selenium (mg/L) Analysis Run 3/11/2024 5:33 PM View: Appendix I - Intrawell

Plant McIntosh Client: Southern Company Data: McIntosh LF4 CCR

	GWA-3	GWA-3
8/25/2004	<0.005	
9/11/2004	<0.005	
9/26/2004	<0.005	
10/13/2004	<0.005	
7/11/2005	<0.005	
12/7/2005	<0.005	
6/22/2006	<0.005	
11/28/2006	<0.005	
7/6/2007	<0.005	
12/13/2007	<0.005	
6/20/2008	<0.005	
12/7/2008	<0.005	
7/9/2009	<0.005	
12/28/2009	<0.005	
6/22/2010	<0.005	
1/5/2011	<0.005	
7/9/2011	<0.005	
1/20/2012	<0.005	
7/11/2012	<0.005	
1/19/2013	<0.005	
7/18/2013	<0.005	
1/15/2014	<0.005	
7/11/2014	<0.005	
1/15/2015	<0.005	
6/19/2015	<0.005	
1/16/2016	<0.005	
4/19/2016	<0.005	
6/14/2016	<0.005	
8/9/2016	<0.005	
9/27/2016	0.00045 (J)	
11/14/2016	<0.005	
1/10/2017	<0.005	
2/28/2017	0.0027	
4/19/2017	0.002	
7/18/2017	0.0017	
1/10/2018	0.00079 (J)	
7/11/2018	<0.005	
1/29/2019	<0.005	
3/27/2019	<0.005	
9/11/2019	<0.005	
4/1/2020	<0.005	
9/15/2020	<0.005	
3/16/2021	<0.005	
8/17/2021	<0.005	
2/22/2022	<0.005	
8/2/2022	<0.005	
2/7/2023	<0.005	
8/2/2023	<0.005	
2/6/2024		<0.005

ND substitution: RL or RL/2 if <15% NDs.

Prediction Limit

Constituent: Selenium (mg/L) Analysis Run 3/11/2024 5:33 PM View: Appendix I - Intrawell

Plant McIntosh Client: Southern Company Data: McIntosh LF4 CCR

	GWA-4A	GWA-4A
8/25/2004	<0.005	
9/11/2004	<0.005	
9/26/2004	<0.005	
10/13/2004	<0.005	
7/11/2005	<0.005	
12/7/2005	<0.005	
6/22/2006	<0.005	
11/28/2006	<0.005	
7/6/2007	<0.005	
12/13/2007	<0.005	
6/20/2008	<0.005	
12/7/2008	<0.005	
7/9/2009	<0.005	
12/30/2009	<0.005	
6/22/2010	<0.005	
1/4/2011	<0.005	
7/10/2011	<0.005	
1/21/2012	<0.005	
7/11/2012	<0.005	
1/20/2013	<0.005	
7/19/2013	<0.005	
1/16/2014	<0.005	
7/10/2014	<0.005	
1/16/2015	<0.005	
6/20/2015	<0.005	
1/14/2016	<0.005	
4/20/2016	<0.005	
6/14/2016	<0.005	
8/11/2016	<0.005	
9/27/2016	<0.005	
11/14/2016	<0.005	
1/10/2017	<0.005	
2/28/2017	0.0024	
4/20/2017	<0.005	
7/18/2017	0.00026 (J)	
1/10/2018	0.00069 (J)	
7/11/2018	<0.005	
1/29/2019	<0.005	
3/26/2019	<0.005	
9/10/2019	<0.005	
3/31/2020	<0.005	
9/16/2020	<0.005	
3/17/2021	<0.005	
8/19/2021	<0.005	
2/23/2022	<0.005	
8/3/2022	<0.005	
2/7/2023	<0.005	
8/1/2023	<0.005	
2/6/2024		<0.005

ND substitution: RL or RL/2 if <15% NDs.

Prediction Limit

Constituent: Selenium (mg/L) Analysis Run 3/11/2024 5:33 PM View: Appendix I - Intrawell

Plant McIntosh Client: Southern Company Data: McIntosh LF4 CCR

	GWA-5	GWA-5
8/25/2004	<0.005	
9/11/2004	<0.005	
9/26/2004	<0.005	
10/13/2004	<0.005	
7/11/2005	<0.005	
12/7/2005	<0.005	
6/22/2006	<0.005	
11/28/2006	<0.005	
7/6/2007	<0.005	
12/13/2007	<0.005	
6/20/2008	<0.005	
12/7/2008	<0.005	
7/9/2009	<0.005	
12/29/2009	<0.005	
6/22/2010	<0.005	
1/4/2011	<0.005	
7/9/2011	<0.005	
1/21/2012	<0.005	
7/11/2012	<0.005	
1/19/2013	<0.005	
7/18/2013	<0.005	
1/15/2014	<0.005	
7/10/2014	<0.005	
1/15/2015	<0.005	
6/19/2015	<0.005	
1/14/2016	<0.005	
4/20/2016	<0.005	
6/14/2016	<0.005	
8/9/2016	<0.005	
9/27/2016	<0.005	
11/15/2016	<0.005	
1/11/2017	<0.005	
1/19/2017	0.0006 (J)	
1/24/2017	0.025 (o)	
2/28/2017	<0.005	
4/20/2017	<0.005	
7/18/2017	<0.005	
1/10/2018	<0.005	
7/11/2018	<0.005	
1/29/2019	<0.005	
3/26/2019	<0.005	
9/10/2019	<0.005	
3/31/2020	<0.005	
9/15/2020	<0.005	
3/17/2021	<0.005	
8/19/2021	<0.005	
2/22/2022	<0.005	
8/2/2022	<0.005	
2/7/2023	<0.005	
8/1/2023	<0.005	
2/6/2024		<0.005

ND substitution: RL or RL/2 if <15% NDs.

Prediction Limit

Constituent: Selenium (mg/L) Analysis Run 3/11/2024 5:33 PM View: Appendix I - Intrawell

Plant McIntosh Client: Southern Company Data: McIntosh LF4 CCR

	GWC-1	GWC-1
8/25/2004	<0.005	
9/11/2004	<0.005	
9/26/2004	<0.005	
7/11/2005	<0.005	
12/7/2005	<0.005	
6/22/2006	<0.005	
11/28/2006	<0.005	
7/6/2007	<0.005	
12/13/2007	<0.005	
6/20/2008	<0.005	
12/7/2008	<0.005	
7/9/2009	<0.005	
12/28/2009	<0.005	
6/22/2010	<0.005	
1/4/2011	<0.005	
7/9/2011	<0.005	
1/21/2012	<0.005	
7/11/2012	<0.005	
1/20/2013	<0.005	
7/19/2013	<0.005	
1/15/2014	<0.005	
7/11/2014	<0.005	
1/16/2015	<0.005	
6/20/2015	<0.005	
1/16/2016	<0.005	
4/20/2016	<0.005	
6/15/2016	<0.005	
8/10/2016	<0.005	
9/27/2016	<0.005	
11/15/2016	<0.005	
1/12/2017	0.00035 (J)	
1/23/2017	<0.005	
3/1/2017	<0.005	
4/20/2017	<0.005	
7/19/2017	0.00026 (J)	
1/11/2018	<0.005	
7/12/2018	<0.005	
1/30/2019	<0.005	
3/27/2019	<0.005	
9/11/2019	<0.005	
4/1/2020	<0.005	
9/15/2020	<0.005	
3/16/2021	<0.005	
8/18/2021	<0.005	
2/23/2022	<0.005	
8/3/2022	<0.005	
2/7/2023	<0.005	
8/2/2023	<0.005	
2/7/2024		<0.005

ND substitution: RL or RL/2 if <15% NDs.

Prediction Limit

Constituent: Selenium (mg/L) Analysis Run 3/11/2024 5:33 PM View: Appendix I - Intrawell

Plant McIntosh Client: Southern Company Data: McIntosh LF4 CCR

	GWC-10	GWC-10
8/25/2004	<0.005	
9/11/2004	<0.005	
9/26/2004	<0.005	
10/13/2004	<0.005	
7/11/2005	<0.005	
12/7/2005	<0.005	
6/22/2006	<0.005	
11/28/2006	<0.005	
7/6/2007	<0.005	
12/13/2007	<0.005	
6/20/2008	<0.005	
12/7/2008	<0.005	
7/10/2009	<0.005	
12/29/2009	<0.005	
6/22/2010	<0.005	
1/4/2011	<0.005	
7/10/2011	<0.005	
1/21/2012	<0.005	
7/11/2012	<0.005	
1/20/2013	<0.005	
7/19/2013	<0.005	
1/16/2014	<0.005	
7/10/2014	<0.005	
1/16/2015	<0.005	
6/20/2015	<0.005	
1/16/2016	<0.005	
4/21/2016	<0.005	
6/16/2016	<0.005	
8/10/2016	0.00026 (J)	
9/27/2016	0.00024 (J)	
11/15/2016	<0.005	
1/12/2017	<0.005	
3/1/2017	<0.005	
4/24/2017	<0.005	
7/24/2017	<0.005	
1/11/2018	<0.005	
7/12/2018	<0.005	
1/30/2019	<0.005	
3/27/2019	<0.005	
9/11/2019	<0.005	
4/1/2020	<0.005	
9/15/2020	<0.005	
3/16/2021	<0.005	
8/18/2021	<0.005	
2/23/2022	<0.005	
8/3/2022	<0.005	
2/8/2023	<0.005	
8/2/2023	<0.005	
2/7/2024		<0.005

ND substitution: RL or RL/2 if <15% NDs.

Prediction Limit

Constituent: Selenium (mg/L) Analysis Run 3/11/2024 5:33 PM View: Appendix I - Intrawell

Plant McIntosh Client: Southern Company Data: McIntosh LF4 CCR

	GWC-11	GWC-11
8/25/2004	<0.005	
9/11/2004	<0.005	
9/26/2004	<0.005	
10/13/2004	<0.005	
7/11/2005	<0.005	
12/7/2005	<0.005	
6/22/2006	<0.005	
11/28/2006	<0.005	
7/6/2007	<0.005	
12/13/2007	<0.005	
6/20/2008	<0.005	
12/7/2008	<0.005	
7/10/2009	<0.005	
12/29/2009	<0.005	
6/22/2010	<0.005	
1/5/2011	<0.005	
7/9/2011	<0.005	
1/21/2012	<0.005	
7/11/2012	<0.005	
1/19/2013	<0.005	
7/19/2013	<0.005	
1/15/2014	<0.005	
7/11/2014	<0.005	
1/16/2015	<0.005	
6/20/2015	<0.005	
1/14/2016	<0.005	
4/20/2016	<0.005	
6/15/2016	0.00052 (J)	
8/10/2016	0.00053 (J)	
9/27/2016	0.00047 (J)	
11/15/2016	<0.005	
1/12/2017	0.00025 (J)	
3/1/2017	<0.005	
4/24/2017	<0.005	
7/24/2017	0.00032 (J)	
1/11/2018	<0.005	
7/12/2018	0.00025 (J)	
1/30/2019	<0.005	
3/27/2019	<0.005	
9/11/2019	<0.005	
4/2/2020	<0.005	
9/15/2020	<0.005	
3/17/2021	<0.005	
8/18/2021	<0.005	
2/23/2022	<0.005	
8/2/2022	<0.005	
2/8/2023	<0.005	
8/2/2023	<0.005	
2/7/2024		<0.005

ND substitution: RL or RL/2 if <15% NDs.

Prediction Limit

Constituent: Selenium (mg/L) Analysis Run 3/11/2024 5:33 PM View: Appendix I - Intrawell

Plant McIntosh Client: Southern Company Data: McIntosh LF4 CCR

	GWC-17	GWC-17
12/8/2015	<0.005	
12/14/2015	<0.005	
12/28/2015	<0.005	
1/13/2016	<0.005	
1/26/2016	<0.005	
4/20/2016	<0.005	
6/15/2016	<0.005	
8/9/2016	<0.005	
9/27/2016	<0.005	
11/15/2016	<0.005	
1/11/2017	<0.005	
3/1/2017	<0.005	
4/20/2017	<0.005	
7/19/2017	<0.005	
1/11/2018	<0.005	
7/11/2018	<0.005	
1/29/2019	<0.005	
3/27/2019	<0.005	
9/11/2019	<0.005	
4/1/2020	<0.005	
9/15/2020	<0.005	
3/16/2021	<0.005	
8/19/2021	<0.005	
2/22/2022	<0.005	
8/2/2022	<0.005	
2/8/2023	<0.005	
8/2/2023	<0.005	
2/6/2024		<0.005

ND substitution: RL or RL/2 if <15% NDs.

Prediction Limit

Constituent: Selenium (mg/L) Analysis Run 3/11/2024 5:33 PM View: Appendix I - Intrawell

Plant McIntosh Client: Southern Company Data: McIntosh LF4 CCR

	GWC-18	GWC-18
12/8/2015	<0.005	
12/14/2015	<0.005	
12/28/2015	<0.005	
1/14/2016	<0.005	
1/26/2016	<0.005	
4/19/2016	<0.005	
6/16/2016	<0.005	
8/11/2016	<0.005	
9/28/2016	<0.005	
11/16/2016	<0.005	
1/11/2017	<0.005	
3/1/2017	<0.005	
4/25/2017	<0.005	
7/25/2017	<0.005	
1/12/2018	<0.005	
7/11/2018	0.00044 (J)	
1/30/2019	<0.005	
3/27/2019	<0.005	
9/11/2019	<0.005	
4/1/2020	<0.005	
9/15/2020	<0.005	
3/17/2021	<0.005	
8/19/2021	<0.005	
2/23/2022	<0.005	
8/2/2022	<0.005	
2/7/2023	<0.005	
8/2/2023	<0.005	
2/7/2024		<0.005

ND substitution: RL or RL/2 if <15% NDs.

Prediction Limit

Constituent: Selenium (mg/L) Analysis Run 3/11/2024 5:33 PM View: Appendix I - Intrawell

Plant McIntosh Client: Southern Company Data: McIntosh LF4 CCR

	GWC-19	GWC-19
12/8/2015	<0.005	
12/15/2015	<0.005	
12/28/2015	<0.005	
1/14/2016	<0.005	
1/26/2016	<0.005	
4/19/2016	<0.005	
6/16/2016	<0.005	
8/10/2016	<0.005	
9/28/2016	<0.005	
11/15/2016	<0.005	
1/16/2017	<0.005	
3/1/2017	<0.005	
4/25/2017	0.00052 (J)	
7/25/2017	<0.005	
1/12/2018	<0.005	
7/11/2018	<0.005	
1/29/2019	<0.005	
3/27/2019	<0.005	
9/11/2019	<0.005	
4/1/2020	<0.005	
9/16/2020	<0.005	
3/16/2021	<0.005	
8/19/2021	<0.005	
2/23/2022	<0.005	
8/3/2022	<0.005	
2/8/2023	<0.005	
8/2/2023	<0.005	
2/7/2024		<0.005

ND substitution: RL or RL/2 if <15% NDs.

Prediction Limit

Constituent: Selenium (mg/L) Analysis Run 3/11/2024 5:33 PM View: Appendix I - Intrawell

Plant McIntosh Client: Southern Company Data: McIntosh LF4 CCR

	GWC-20	GWC-20
12/9/2015	<0.005	
12/14/2015	<0.005	
12/29/2015	<0.005	
1/14/2016	<0.005	
1/25/2016	<0.005	
4/21/2016	<0.005	
6/16/2016	<0.005	
8/10/2016	<0.005	
9/27/2016	<0.005	
11/15/2016	<0.005	
1/13/2017	<0.005	
3/1/2017	<0.005	
4/25/2017	0.0021	
7/25/2017	<0.005	
1/12/2018	<0.005	
7/11/2018	<0.005	
1/29/2019	<0.005	
3/27/2019	<0.005	
9/11/2019	<0.005	
4/1/2020	<0.005	
9/15/2020	<0.005	
3/16/2021	<0.005	
8/19/2021	<0.005	
2/22/2022	<0.005	
8/3/2022	<0.005	
2/8/2023	<0.005	
8/2/2023	<0.005	
2/7/2024		<0.005

ND substitution: RL or RL/2 if <15% NDs.

Prediction Limit

Constituent: Selenium (mg/L) Analysis Run 3/11/2024 5:33 PM View: Appendix I - Intrawell

Plant McIntosh Client: Southern Company Data: McIntosh LF4 CCR

	GWC-21	GWC-21
12/9/2015	<0.005	
12/14/2015	<0.005	
12/29/2015	<0.005	
1/14/2016	<0.005	
1/25/2016	<0.005	
4/21/2016	<0.005	
6/16/2016	<0.005	
8/10/2016	<0.005	
9/27/2016	0.00043 (J)	
11/15/2016	<0.005	
1/12/2017	<0.005	
3/1/2017	<0.005	
4/24/2017	<0.005	
7/25/2017	<0.005	
1/11/2018	<0.005	
7/11/2018	<0.005	
1/30/2019	<0.005	
3/27/2019	<0.005	
9/11/2019	<0.005	
4/1/2020	<0.005	
9/15/2020	<0.005	
3/17/2021	<0.005	
8/19/2021	<0.005	
2/23/2022	<0.005	
8/4/2022	<0.005	
2/8/2023	<0.005	
8/3/2023	<0.005	
2/7/2024		<0.005

ND substitution: RL or RL/2 if <15% NDs.

Prediction Limit

Constituent: Selenium (mg/L) Analysis Run 3/11/2024 5:33 PM View: Appendix I - Intrawell

Plant McIntosh Client: Southern Company Data: McIntosh LF4 CCR

	GWC-9	GWC-9
8/25/2004	<0.005	
9/11/2004	<0.005	
9/26/2004	<0.005	
10/13/2004	<0.005	
7/11/2005	0.0058	
12/7/2005	<0.005	
6/22/2006	<0.005	
11/28/2006	<0.005	
7/6/2007	<0.005	
12/13/2007	<0.005	
6/20/2008	<0.005	
12/7/2008	<0.005	
7/9/2009	<0.005	
12/29/2009	<0.005	
6/22/2010	<0.005	
1/5/2011	<0.005	
7/9/2011	<0.005	
1/21/2012	<0.005	
7/11/2012	<0.005	
1/19/2013	<0.005	
7/18/2013	<0.005	
1/15/2014	<0.005	
7/10/2014	<0.005	
1/16/2015	<0.005	
6/20/2015	<0.005	
1/14/2016	<0.005	
4/19/2016	<0.005	
6/15/2016	<0.005	
8/10/2016	<0.005	
9/27/2016	<0.005	
11/15/2016	<0.005	
1/13/2017	<0.005	
3/1/2017	<0.005	
4/24/2017	<0.005	
7/24/2017	<0.005	
1/12/2018	<0.005	
7/12/2018	<0.005	
1/30/2019	<0.005	
3/27/2019	<0.005	
9/11/2019	<0.005	
4/1/2020	<0.005	
9/16/2020	<0.005	
3/17/2021	<0.005	
8/19/2021	<0.005	
2/23/2022	<0.005	
8/3/2022	<0.005	
2/8/2023	<0.005	
8/2/2023	<0.005	
2/7/2024		<0.005

ND substitution: RL or RL/2 if <15% NDs.

Prediction Limit

Constituent: Silver (mg/L) Analysis Run 3/11/2024 5:33 PM View: Appendix I - Intrawell

Plant McIntosh Client: Southern Company Data: McIntosh LF4 CCR

	GWA-13	GWA-13
12/7/2015	<0.001	
12/15/2015	<0.001	
12/29/2015	<0.001	
1/13/2016	<0.001	
1/25/2016	<0.001	
6/14/2016	<0.001	
1/12/2017	<0.001	
7/18/2017	<0.001	
1/10/2018	<0.001	
7/11/2018	<0.001	
1/29/2019	<0.001	
3/26/2019	<0.001	
9/10/2019	<0.001	
3/31/2020	<0.001	
9/15/2020	<0.001	
3/16/2021	<0.001	
8/18/2021	<0.001	
2/22/2022	<0.001	
8/2/2022	<0.001	
2/6/2023	<0.001	
8/1/2023	<0.001	
2/6/2024		<0.001

ND substitution: RL or RL/2 if <15% NDs.

Prediction Limit

Constituent: Silver (mg/L) Analysis Run 3/11/2024 5:33 PM View: Appendix I - Intrawell

Plant McIntosh Client: Southern Company Data: McIntosh LF4 CCR

	GWA-14	GWA-14
12/7/2015	<0.001	
12/15/2015	<0.001	
12/29/2015	<0.001	
1/13/2016	<0.001	
1/25/2016	<0.001	
6/14/2016	<0.001	
1/11/2017	<0.001	
7/19/2017	<0.001	
1/11/2018	<0.001	
7/11/2018	<0.001	
1/29/2019	<0.001	
3/26/2019	<0.001	
9/10/2019	<0.001	
4/1/2020	<0.001	
9/15/2020	<0.001	
3/16/2021	<0.001	
8/17/2021	<0.001	
2/22/2022	<0.001	
8/2/2022	<0.001	
2/7/2023	<0.001	
8/2/2023	<0.001	
2/6/2024		<0.001

ND substitution: RL or RL/2 if <15% NDs.

Prediction Limit

Constituent: Silver (mg/L) Analysis Run 3/11/2024 5:33 PM View: Appendix I - Intrawell

Plant McIntosh Client: Southern Company Data: McIntosh LF4 CCR

	GWA-15	GWA-15
12/7/2015	<0.001	
12/15/2015	<0.001	
12/28/2015	<0.001	
1/13/2016	<0.001	
1/25/2016	<0.001	
6/15/2016	<0.001	
1/11/2017	<0.001	
7/19/2017	<0.001	
1/11/2018	<0.001	
7/11/2018	<0.001	
1/29/2019	<0.001	
3/26/2019	<0.001	
9/11/2019	<0.001	
4/1/2020	<0.001	
9/15/2020	<0.001	
3/17/2021	<0.001	
8/19/2021	<0.001	
2/22/2022	<0.001	
8/2/2022	<0.001	
2/7/2023	<0.001	
8/1/2023	<0.001	
2/6/2024		<0.001

ND substitution: RL or RL/2 if <15% NDs.

Prediction Limit

Constituent: Silver (mg/L) Analysis Run 3/11/2024 5:33 PM View: Appendix I - Intrawell

Plant McIntosh Client: Southern Company Data: McIntosh LF4 CCR

	GWA-16	GWA-16
12/7/2015	<0.001	
12/14/2015	<0.001	
12/28/2015	<0.001	
1/13/2016	<0.001	
1/25/2016	<0.001	
6/15/2016	<0.001	
1/11/2017	<0.001	
7/19/2017	<0.001	
1/11/2018	<0.001	
7/11/2018	<0.001	
1/29/2019	<0.001	
3/26/2019	<0.001	
9/10/2019	<0.001	
4/1/2020	<0.001	
9/15/2020	<0.001	
3/16/2021	<0.001	
8/17/2021	<0.001	
2/22/2022	<0.001	
8/2/2022	<0.001	
2/7/2023	<0.001	
8/1/2023	<0.001	
2/6/2024		<0.001

ND substitution: RL or RL/2 if <15% NDs.

Prediction Limit

Constituent: Silver (mg/L) Analysis Run 3/11/2024 5:33 PM View: Appendix I - Intrawell

Plant McIntosh Client: Southern Company Data: McIntosh LF4 CCR

	GWA-2	GWA-2
8/25/2004	<0.001	
9/11/2004	<0.001	
9/26/2004	<0.001	
10/13/2004	<0.001	
7/11/2005	<0.001	
12/7/2005	<0.001	
6/22/2006	<0.001	
11/28/2006	<0.001	
7/6/2007	<0.001	
12/13/2007	<0.001	
6/20/2008	<0.001	
12/7/2008	<0.001	
7/9/2009	<0.001	
12/28/2009	<0.001	
6/22/2010	<0.001	
1/4/2011	<0.001	
7/9/2011	<0.001	
1/21/2012	<0.001	
7/11/2012	<0.001	
1/20/2013	<0.001	
7/19/2013	<0.001	
1/15/2014	<0.001	
7/11/2014	<0.001	
1/16/2015	<0.001	
6/20/2015	<0.001	
1/16/2016	<0.001	
6/14/2016	<0.001	
1/10/2017	<0.001	
7/17/2017	<0.001	
1/10/2018	<0.001	
7/11/2018	<0.001	
1/29/2019	<0.001	
3/27/2019	<0.001	
9/11/2019	<0.001	
4/1/2020	<0.001	
9/15/2020	<0.001	
3/16/2021	<0.001	
8/17/2021	<0.001	
2/22/2022	<0.001	
8/2/2022	<0.001	
2/7/2023	<0.001	
8/1/2023	<0.001	
2/6/2024		<0.001

ND substitution: RL or RL/2 if <15% NDs.

Prediction Limit

Constituent: Silver (mg/L) Analysis Run 3/11/2024 5:33 PM View: Appendix I - Intrawell

Plant McIntosh Client: Southern Company Data: McIntosh LF4 CCR

	GWA-3	GWA-3
8/25/2004	<0.001	
9/11/2004	<0.001	
9/26/2004	<0.001	
10/13/2004	<0.001	
7/11/2005	<0.001	
12/7/2005	<0.001	
6/22/2006	<0.001	
11/28/2006	<0.001	
7/6/2007	<0.001	
12/13/2007	<0.001	
6/20/2008	<0.001	
12/7/2008	<0.001	
7/9/2009	<0.001	
12/28/2009	<0.001	
6/22/2010	<0.001	
1/5/2011	<0.001	
7/9/2011	<0.001	
1/20/2012	<0.001	
7/11/2012	<0.001	
1/19/2013	<0.001	
7/18/2013	<0.001	
1/15/2014	<0.001	
7/11/2014	<0.001	
1/15/2015	<0.001	
6/19/2015	<0.001	
1/16/2016	<0.001	
6/14/2016	<0.001	
1/10/2017	<0.001	
7/18/2017	<0.001	
1/10/2018	<0.001	
7/11/2018	<0.001	
1/29/2019	<0.001	
3/27/2019	<0.001	
9/11/2019	<0.001	
4/1/2020	<0.001	
9/15/2020	<0.001	
3/16/2021	<0.001	
8/17/2021	<0.001	
2/22/2022	<0.001	
8/2/2022	<0.001	
2/7/2023	<0.001	
8/2/2023	<0.001	
2/6/2024		<0.001

ND substitution: RL or RL/2 if <15% NDs.

Prediction Limit

Constituent: Silver (mg/L) Analysis Run 3/11/2024 5:33 PM View: Appendix I - Intrawell

Plant McIntosh Client: Southern Company Data: McIntosh LF4 CCR

	GWA-4A	GWA-4A
8/25/2004	<0.001	
9/11/2004	<0.001	
9/26/2004	<0.001	
10/13/2004	<0.001	
7/11/2005	<0.001	
12/7/2005	<0.001	
6/22/2006	<0.001	
11/28/2006	<0.001	
7/6/2007	<0.001	
12/13/2007	<0.001	
6/20/2008	<0.001	
12/7/2008	<0.001	
7/9/2009	<0.001	
12/30/2009	<0.001	
6/22/2010	<0.001	
1/4/2011	<0.001	
7/10/2011	<0.001	
1/21/2012	<0.001	
7/11/2012	<0.001	
1/20/2013	<0.001	
7/19/2013	<0.001	
1/16/2014	<0.001	
7/10/2014	<0.001	
1/16/2015	<0.001	
6/20/2015	<0.001	
1/14/2016	<0.001	
6/14/2016	<0.001	
1/10/2017	<0.001	
7/18/2017	<0.001	
1/10/2018	<0.001	
7/11/2018	<0.001	
1/29/2019	<0.001	
3/26/2019	<0.001	
9/10/2019	<0.001	
3/31/2020	<0.001	
9/16/2020	<0.001	
3/17/2021	<0.001	
8/19/2021	<0.001	
2/23/2022	<0.001	
8/3/2022	<0.001	
2/7/2023	<0.001	
8/1/2023	<0.001	
2/6/2024		<0.001

ND substitution: RL or RL/2 if <15% NDs.

Prediction Limit

Constituent: Silver (mg/L) Analysis Run 3/11/2024 5:33 PM View: Appendix I - Intrawell

Plant McIntosh Client: Southern Company Data: McIntosh LF4 CCR

	GWA-5	GWA-5
8/25/2004	<0.001	
9/11/2004	<0.001	
9/26/2004	<0.001	
10/13/2004	<0.001	
7/11/2005	<0.001	
12/7/2005	<0.001	
6/22/2006	<0.001	
11/28/2006	<0.001	
7/6/2007	<0.001	
12/13/2007	<0.001	
6/20/2008	<0.001	
12/7/2008	<0.001	
7/9/2009	<0.001	
12/29/2009	<0.001	
6/22/2010	<0.001	
1/4/2011	<0.001	
7/9/2011	<0.001	
1/21/2012	<0.001	
7/11/2012	<0.001	
1/19/2013	<0.001	
7/18/2013	<0.001	
1/15/2014	<0.001	
7/10/2014	<0.001	
1/15/2015	<0.001	
6/19/2015	<0.001	
1/14/2016	<0.001	
6/14/2016	<0.001	
1/11/2017	<0.001	
7/18/2017	<0.001	
1/10/2018	<0.001	
7/11/2018	<0.001	
1/29/2019	<0.001	
3/26/2019	<0.001	
9/10/2019	<0.001	
3/31/2020	<0.001	
9/15/2020	<0.001	
3/17/2021	<0.001	
8/19/2021	<0.001	
2/22/2022	<0.001	
8/2/2022	<0.001	
2/7/2023	<0.001	
8/1/2023	<0.001	
2/6/2024		<0.001

ND substitution: RL or RL/2 if <15% NDs.

Prediction Limit

Constituent: Silver (mg/L) Analysis Run 3/11/2024 5:33 PM View: Appendix I - Intrawell

Plant McIntosh Client: Southern Company Data: McIntosh LF4 CCR

	GWC-11	GWC-11
8/25/2004	<0.001	
9/11/2004	<0.001	
9/26/2004	<0.001	
10/13/2004	<0.001	
7/11/2005	<0.001	
12/7/2005	<0.001	
6/22/2006	<0.001	
11/28/2006	<0.001	
7/6/2007	<0.001	
12/13/2007	<0.001	
6/20/2008	<0.001	
12/7/2008	<0.001	
7/10/2009	<0.001	
12/29/2009	<0.001	
6/22/2010	<0.001	
1/5/2011	<0.001	
7/9/2011	<0.001	
1/21/2012	<0.001	
7/11/2012	<0.001	
1/19/2013	<0.001	
7/19/2013	<0.001	
1/15/2014	<0.001	
7/11/2014	0.00061 (J)	
1/16/2015	<0.001	
6/20/2015	<0.001	
1/14/2016	<0.001	
6/15/2016	<0.001	
1/12/2017	<0.001	
7/24/2017	<0.001	
1/11/2018	<0.001	
7/12/2018	<0.001	
1/30/2019	<0.001	
3/27/2019	<0.001	
9/11/2019	<0.001	
4/2/2020	<0.001	
9/15/2020	<0.001	
3/17/2021	<0.001	
8/18/2021	<0.001	
2/23/2022	<0.001	
8/2/2022	<0.001	
2/8/2023	<0.001	
8/2/2023	<0.001	
2/7/2024		<0.001

ND substitution: RL or RL/2 if <15% NDs.

Prediction Limit

Constituent: Silver (mg/L) Analysis Run 3/11/2024 5:33 PM View: Appendix I - Intrawell

Plant McIntosh Client: Southern Company Data: McIntosh LF4 CCR

	GWC-17	GWC-17
12/8/2015	<0.001	
12/14/2015	<0.001	
12/28/2015	<0.001	
1/13/2016	<0.001	
1/26/2016	<0.001	
6/15/2016	<0.001	
1/11/2017	<0.001	
7/19/2017	<0.001	
1/11/2018	<0.001	
7/11/2018	<0.001	
1/29/2019	<0.001	
3/27/2019	<0.001	
9/11/2019	<0.001	
4/1/2020	<0.001	
9/15/2020	<0.001	
3/16/2021	<0.001	
8/19/2021	<0.001	
2/22/2022	<0.001	
8/2/2022	<0.001	
2/8/2023	<0.001	
8/2/2023	<0.001	
2/6/2024		<0.001

ND substitution: RL or RL/2 if <15% NDs.

Prediction Limit

Constituent: Silver (mg/L) Analysis Run 3/11/2024 5:33 PM View: Appendix I - Intrawell

Plant McIntosh Client: Southern Company Data: McIntosh LF4 CCR

	GWC-18	GWC-18
12/8/2015	<0.001	
12/14/2015	<0.001	
12/28/2015	<0.001	
1/14/2016	<0.001	
1/26/2016	<0.001	
6/16/2016	<0.001	
1/11/2017	<0.001	
7/25/2017	<0.001	
1/12/2018	<0.001	
7/11/2018	<0.001	
1/30/2019	<0.001	
3/27/2019	<0.001	
9/11/2019	<0.001	
4/1/2020	<0.001	
9/15/2020	<0.001	
3/17/2021	<0.001	
8/19/2021	<0.001	
2/23/2022	<0.001	
8/2/2022	<0.001	
2/7/2023	<0.001	
8/2/2023	<0.001	
2/7/2024		<0.001

ND substitution: RL or RL/2 if <15% NDs.

Prediction Limit

Constituent: Thallium (mg/L) Analysis Run 3/11/2024 5:33 PM View: Appendix I - Intrawell

Plant McIntosh Client: Southern Company Data: McIntosh LF4 CCR

	GWA-13	GWA-13
12/7/2015	<0.001	
12/15/2015	<0.001	
12/29/2015	0.0001 (J)	
1/13/2016	6E-05 (J)	
1/25/2016	<0.001	
4/20/2016	<0.001	
6/14/2016	<0.001	
8/9/2016	<0.001	
9/27/2016	<0.001	
11/15/2016	<0.001	
1/12/2017	<0.001	
2/28/2017	<0.001	
4/20/2017	<0.001	
7/18/2017	<0.001	
1/10/2018	<0.001	
7/11/2018	<0.001	
1/29/2019	<0.001	
3/26/2019	<0.001	
9/10/2019	0.00057 (J)	
3/31/2020	<0.001	
9/15/2020	<0.001	
3/16/2021	<0.001	
8/18/2021	0.00016 (J)	
2/22/2022	<0.001	
8/2/2022	<0.001	
2/6/2023	<0.001	
8/1/2023	<0.001	
2/6/2024		<0.001

ND substitution: RL or RL/2 if <15% NDs.

Prediction Limit

Constituent: Thallium (mg/L) Analysis Run 3/11/2024 5:33 PM View: Appendix I - Intrawell

Plant McIntosh Client: Southern Company Data: McIntosh LF4 CCR

	GWA-14	GWA-14
12/7/2015	<0.001	
12/15/2015	<0.001	
12/29/2015	<0.001	
1/13/2016	7.9E-05 (J)	
1/25/2016	<0.001	
4/20/2016	<0.001	
6/14/2016	<0.001	
8/9/2016	<0.001	
9/27/2016	<0.001	
11/15/2016	<0.001	
1/11/2017	<0.001	
2/28/2017	<0.001	
4/20/2017	<0.001	
7/19/2017	<0.001	
1/11/2018	<0.001	
7/11/2018	<0.001	
1/29/2019	<0.001	
3/26/2019	<0.001	
9/10/2019	0.00021 (J)	
4/1/2020	0.00018 (J)	
9/15/2020	<0.001	
3/16/2021	<0.001	
8/17/2021	0.0006 (J)	
2/22/2022	<0.001	
8/2/2022	<0.001	
2/7/2023	<0.001	
8/2/2023	<0.001	
2/6/2024		<0.001

ND substitution: RL or RL/2 if <15% NDs.

Prediction Limit

Constituent: Thallium (mg/L) Analysis Run 3/11/2024 5:33 PM View: Appendix I - Intrawell

Plant McIntosh Client: Southern Company Data: McIntosh LF4 CCR

	GWA-15	GWA-15
12/7/2015	<0.001	
12/15/2015	<0.001	
12/28/2015	<0.001	
1/13/2016	<0.001	
1/25/2016	<0.001	
4/21/2016	<0.001	
6/15/2016	<0.001	
8/9/2016	<0.001	
9/27/2016	<0.001	
11/15/2016	<0.001	
1/11/2017	<0.001	
2/28/2017	<0.001	
4/20/2017	<0.001	
7/19/2017	<0.001	
1/11/2018	<0.001	
7/11/2018	<0.001	
1/29/2019	<0.001	
3/26/2019	<0.001	
9/11/2019	<0.001	
4/1/2020	<0.001	
9/15/2020	<0.001	
3/17/2021	<0.001	
8/19/2021	<0.001	
2/22/2022	<0.001	
8/2/2022	<0.001	
2/7/2023	<0.001	
8/1/2023	<0.001	
2/6/2024		<0.001

ND substitution: RL or RL/2 if <15% NDs.

Prediction Limit

Constituent: Thallium (mg/L) Analysis Run 3/11/2024 5:33 PM View: Appendix I - Intrawell

Plant McIntosh Client: Southern Company Data: McIntosh LF4 CCR

	GWA-16	GWA-16
12/7/2015	<0.001	
12/14/2015	<0.001	
12/28/2015	<0.001	
1/13/2016	<0.001	
1/25/2016	<0.001	
4/20/2016	<0.001	
6/15/2016	<0.001	
8/9/2016	<0.001	
9/27/2016	<0.001	
11/15/2016	<0.001	
1/11/2017	<0.001	
3/1/2017	<0.001	
4/20/2017	<0.001	
7/19/2017	<0.001	
1/11/2018	<0.001	
7/11/2018	<0.001	
1/29/2019	<0.001	
3/26/2019	<0.001	
9/10/2019	0.0002 (J)	
4/1/2020	<0.001	
9/15/2020	<0.001	
3/16/2021	<0.001	
8/17/2021	0.00025 (J)	
2/22/2022	<0.001	
8/2/2022	<0.001	
2/7/2023	<0.001	
8/1/2023	<0.001	
2/6/2024		<0.001

ND substitution: RL or RL/2 if <15% NDs.

Prediction Limit

Constituent: Thallium (mg/L) Analysis Run 3/11/2024 5:33 PM View: Appendix I - Intrawell

Plant McIntosh Client: Southern Company Data: McIntosh LF4 CCR

	GWA-2	GWA-2
8/25/2004	<0.001	
9/11/2004	<0.001	
9/26/2004	<0.001	
10/13/2004	<0.001	
7/11/2005	<0.001	
12/7/2005	<0.001	
6/22/2006	<0.001	
11/28/2006	<0.001	
7/6/2007	<0.001	
12/13/2007	<0.001	
6/20/2008	<0.001	
12/7/2008	<0.001	
7/9/2009	<0.001	
12/28/2009	<0.001	
6/22/2010	<0.001	
1/4/2011	<0.001	
7/9/2011	<0.001	
1/21/2012	<0.001	
7/11/2012	<0.001	
1/20/2013	<0.001	
7/19/2013	<0.001	
1/15/2014	<0.001	
6/20/2015	<0.001	
1/16/2016	<0.001	
4/19/2016	<0.001	
6/14/2016	<0.001	
8/9/2016	<0.001	
9/26/2016	<0.001	
11/15/2016	<0.001	
1/10/2017	<0.001	
2/28/2017	<0.001	
4/19/2017	<0.001	
7/17/2017	<0.001	
1/10/2018	<0.001	
7/11/2018	<0.001	
1/29/2019	<0.001	
3/27/2019	<0.001	
9/11/2019	<0.001	
4/1/2020	0.00017 (J)	
9/15/2020	0.00029 (J)	
3/16/2021	<0.001	
8/17/2021	0.00062 (J)	
2/22/2022	<0.001	
8/2/2022	<0.001	
2/7/2023	<0.001	
8/1/2023	<0.001	
2/6/2024		<0.001

ND substitution: RL or RL/2 if <15% NDs.

Prediction Limit

Constituent: Thallium (mg/L) Analysis Run 3/11/2024 5:33 PM View: Appendix I - Intrawell

Plant McIntosh Client: Southern Company Data: McIntosh LF4 CCR

	GWA-3	GWA-3
8/25/2004	<0.001	
9/11/2004	<0.001	
9/26/2004	<0.001	
10/13/2004	<0.001	
7/11/2005	<0.001	
12/7/2005	<0.001	
6/22/2006	<0.001	
11/28/2006	<0.001	
7/6/2007	<0.001	
12/13/2007	<0.001	
6/20/2008	<0.001	
12/7/2008	<0.001	
7/9/2009	<0.001	
12/28/2009	<0.001	
6/22/2010	<0.001	
1/4/2011	<0.001	
7/9/2011	<0.001	
1/20/2012	<0.001	
7/11/2012	<0.001	
1/19/2013	<0.001	
7/18/2013	<0.001	
1/15/2014	<0.001	
6/19/2015	<0.001	
1/16/2016	<0.001	
4/19/2016	<0.001	
6/14/2016	<0.001	
8/9/2016	<0.001	
9/27/2016	<0.001	
11/14/2016	<0.001	
1/10/2017	<0.001	
2/28/2017	<0.001	
4/19/2017	<0.001	
7/18/2017	<0.001	
1/10/2018	<0.001	
7/11/2018	<0.001	
1/29/2019	<0.001	
3/27/2019	<0.001	
9/11/2019	<0.001	
4/1/2020	<0.001	
9/15/2020	0.00017 (J)	
3/16/2021	<0.001	
8/17/2021	0.00015 (J)	
2/22/2022	<0.001	
8/2/2022	<0.001	
2/7/2023	<0.001	
8/2/2023	<0.001	
2/6/2024		<0.001

ND substitution: RL or RL/2 if <15% NDs.

Prediction Limit

Constituent: Thallium (mg/L) Analysis Run 3/11/2024 5:33 PM View: Appendix I - Intrawell

Plant McIntosh Client: Southern Company Data: McIntosh LF4 CCR

	GWA-4A	GWA-4A
8/25/2004	<0.001	
9/11/2004	<0.001	
9/26/2004	<0.001	
10/13/2004	<0.001	
7/11/2005	<0.001	
12/7/2005	<0.001	
6/22/2006	<0.001	
11/28/2006	<0.001	
7/6/2007	<0.001	
12/13/2007	<0.001	
6/20/2008	<0.001	
12/7/2008	<0.001	
7/9/2009	<0.001	
12/30/2009	<0.001	
6/22/2010	<0.001	
1/4/2011	<0.001	
7/9/2011	<0.001	
1/21/2012	<0.001	
7/11/2012	<0.001	
1/20/2013	<0.001	
7/19/2013	<0.001	
1/16/2014	<0.001	
6/20/2015	<0.001	
1/14/2016	<0.001	
4/20/2016	<0.001	
6/14/2016	3.6E-05 (J)	
8/11/2016	<0.001	
9/27/2016	<0.001	
11/14/2016	<0.001	
1/10/2017	<0.001	
2/28/2017	<0.001	
4/20/2017	<0.001	
7/18/2017	<0.001	
1/10/2018	<0.001	
7/11/2018	<0.001	
1/29/2019	<0.001	
3/26/2019	<0.001	
9/10/2019	0.00033 (J)	
3/31/2020	<0.001	
9/16/2020	<0.001	
3/17/2021	<0.001	
8/19/2021	<0.001	
2/23/2022	<0.001	
8/3/2022	<0.001	
2/7/2023	<0.001	
8/1/2023	<0.001	
2/6/2024		<0.001

ND substitution: RL or RL/2 if <15% NDs.

Prediction Limit

Constituent: Thallium (mg/L) Analysis Run 3/11/2024 5:33 PM View: Appendix I - Intrawell

Plant McIntosh Client: Southern Company Data: McIntosh LF4 CCR

	GWA-5	GWA-5
8/25/2004	<0.001	
9/11/2004	<0.001	
9/26/2004	<0.001	
10/13/2004	<0.001	
7/11/2005	<0.001	
12/7/2005	<0.001	
6/22/2006	<0.001	
11/28/2006	<0.001	
7/6/2007	<0.001	
12/13/2007	<0.001	
6/20/2008	<0.001	
12/7/2008	<0.001	
7/9/2009	<0.001	
12/29/2009	<0.001	
6/22/2010	<0.001	
1/4/2011	<0.001	
7/9/2011	<0.001	
1/21/2012	<0.001	
7/11/2012	<0.001	
1/19/2013	<0.001	
7/18/2013	<0.001	
1/15/2014	<0.001	
6/19/2015	<0.001	
1/14/2016	<0.001	
4/20/2016	<0.001	
6/14/2016	<0.001	
8/9/2016	<0.001	
9/27/2016	<0.001	
11/15/2016	<0.001	
1/11/2017	<0.001	
1/19/2017	<0.001	
1/24/2017	0.00072	
2/28/2017	<0.001	
4/20/2017	<0.001	
7/18/2017	<0.001	
1/10/2018	<0.001	
7/11/2018	<0.001	
1/29/2019	<0.001	
3/26/2019	<0.001	
9/10/2019	<0.001	
3/31/2020	<0.001	
9/15/2020	<0.001	
3/17/2021	<0.001	
8/19/2021	<0.001	
2/22/2022	<0.001	
8/2/2022	<0.001	
2/7/2023	<0.001	
8/1/2023	<0.001	
2/6/2024		<0.001

ND substitution: RL or RL/2 if <15% NDs.

Prediction Limit

Constituent: Thallium (mg/L) Analysis Run 3/11/2024 5:33 PM View: Appendix I - Intrawell

Plant McIntosh Client: Southern Company Data: McIntosh LF4 CCR

	GWC-10	GWC-10
8/25/2004	<0.001	
9/11/2004	<0.001	
9/26/2004	<0.001	
10/13/2004	<0.001	
7/11/2005	<0.001	
12/7/2005	<0.001	
6/22/2006	<0.001	
11/28/2006	<0.001	
7/6/2007	<0.001	
12/13/2007	<0.001	
6/20/2008	<0.001	
12/7/2008	<0.001	
7/10/2009	<0.001	
12/29/2009	<0.001	
6/22/2010	<0.001	
1/4/2011	<0.001	
7/9/2011	<0.001	
1/21/2012	<0.001	
7/11/2012	<0.001	
1/20/2013	<0.001	
7/18/2013	<0.001	
1/16/2014	<0.001	
6/20/2015	<0.001	
1/16/2016	<0.001	
4/21/2016	<0.001	
6/16/2016	<0.001	
8/10/2016	<0.001	
9/27/2016	<0.001	
11/15/2016	<0.001	
1/12/2017	<0.001	
3/1/2017	<0.001	
4/24/2017	<0.001	
7/24/2017	<0.001	
1/11/2018	<0.001	
7/12/2018	<0.001	
1/30/2019	<0.001	
3/27/2019	<0.001	
9/11/2019	0.0002 (J)	
4/1/2020	0.00031 (J)	
9/15/2020	<0.001	
3/16/2021	0.00037 (J)	
8/18/2021	<0.001	
2/23/2022	<0.001	
8/3/2022	<0.001	
2/8/2023	<0.001	
8/2/2023	<0.001	
2/7/2024		<0.001

ND substitution: RL or RL/2 if <15% NDs.

Prediction Limit

Constituent: Thallium (mg/L) Analysis Run 3/11/2024 5:33 PM View: Appendix I - Intrawell

Plant McIntosh Client: Southern Company Data: McIntosh LF4 CCR

	GWC-11	GWC-11
8/25/2004	<0.001	
9/11/2004	<0.001	
9/26/2004	<0.001	
10/13/2004	<0.001	
7/11/2005	<0.001	
12/7/2005	<0.001	
6/22/2006	<0.001	
11/28/2006	<0.001	
7/6/2007	<0.001	
12/13/2007	<0.001	
6/20/2008	<0.001	
12/7/2008	<0.001	
7/10/2009	<0.001	
12/29/2009	<0.001	
6/22/2010	<0.001	
1/5/2011	<0.001	
7/9/2011	<0.001	
1/21/2012	<0.001	
7/11/2012	<0.001	
1/19/2013	<0.001	
7/19/2013	<0.001	
1/15/2014	<0.001	
6/20/2015	<0.001	
1/14/2016	6.1E-05 (J)	
4/20/2016	<0.001	
6/15/2016	<0.001	
8/10/2016	<0.001	
9/27/2016	<0.001	
11/15/2016	<0.001	
1/12/2017	<0.001	
3/1/2017	<0.001	
4/24/2017	<0.001	
7/24/2017	<0.001	
1/11/2018	<0.001	
7/12/2018	<0.001	
1/30/2019	<0.001	
3/27/2019	<0.001	
9/11/2019	<0.001	
4/2/2020	0.00028 (J)	
9/15/2020	<0.001	
3/17/2021	0.00047 (J)	
8/18/2021	<0.001	
2/23/2022	<0.001	
8/2/2022	<0.001	
2/8/2023	<0.001	
8/2/2023	<0.001	
2/7/2024		<0.001

ND substitution: RL or RL/2 if <15% NDs.

Prediction Limit

Constituent: Thallium (mg/L) Analysis Run 3/11/2024 5:33 PM View: Appendix I - Intrawell

Plant McIntosh Client: Southern Company Data: McIntosh LF4 CCR

	GWC-12	GWC-12
8/25/2004	<0.001	
9/11/2004	<0.001	
9/26/2004	<0.001	
10/13/2004	<0.001	
7/11/2005	<0.001	
12/7/2005	<0.001	
6/22/2006	<0.001	
11/28/2006	<0.001	
7/6/2007	<0.001	
12/13/2007	<0.001	
6/20/2008	<0.001	
12/7/2008	<0.001	
7/10/2009	<0.001	
12/28/2009	<0.001	
6/22/2010	<0.001	
1/4/2011	<0.001	
7/9/2011	<0.001	
1/20/2012	<0.001	
7/11/2012	<0.001	
1/19/2013	<0.001	
7/18/2013	<0.001	
1/15/2014	<0.001	
6/19/2015	<0.001	
1/16/2016	<0.001	
4/20/2016	<0.001	
6/15/2016	<0.001	
8/10/2016	<0.001	
9/27/2016	<0.001	
11/15/2016	<0.001	
1/12/2017	<0.001	
3/1/2017	<0.001	
4/20/2017	<0.001	
7/20/2017	<0.001	
1/11/2018	<0.001	
7/12/2018	<0.001	
1/30/2019	<0.001	
3/27/2019	<0.001	
9/11/2019	0.00017 (J)	
4/1/2020	<0.001	
9/16/2020	<0.001	
3/16/2021	0.00022 (J)	
8/18/2021	<0.001	
2/23/2022	<0.001	
8/3/2022	<0.001	
2/7/2023	<0.001	
8/2/2023	<0.001	
2/8/2024		<0.001

ND substitution: RL or RL/2 if <15% NDs.

Prediction Limit

Constituent: Thallium (mg/L) Analysis Run 3/11/2024 5:33 PM View: Appendix I - Intrawell

Plant McIntosh Client: Southern Company Data: McIntosh LF4 CCR

	GWC-17	GWC-17
12/8/2015	0.0001 (J)	
12/14/2015	9E-05 (J)	
12/28/2015	9E-05 (J)	
1/13/2016	0.0001 (J)	
1/26/2016	9.5E-05 (J)	
4/20/2016	<0.001	
6/15/2016	3.8E-05 (J)	
8/9/2016	<0.001	
9/27/2016	<0.001	
11/15/2016	<0.001	
1/11/2017	<0.001	
3/1/2017	<0.001	
4/20/2017	<0.001	
7/19/2017	<0.001	
1/11/2018	<0.001	
7/11/2018	<0.001	
1/29/2019	<0.001	
3/27/2019	<0.001	
9/11/2019	<0.001	
4/1/2020	<0.001	
9/15/2020	<0.001	
3/16/2021	<0.001	
8/19/2021	<0.001	
2/22/2022	<0.001	
8/2/2022	<0.001	
2/8/2023	<0.001	
8/2/2023	<0.001	
2/6/2024		<0.001

ND substitution: RL or RL/2 if <15% NDs.

Prediction Limit

Constituent: Thallium (mg/L) Analysis Run 3/11/2024 5:33 PM View: Appendix I - Intrawell

Plant McIntosh Client: Southern Company Data: McIntosh LF4 CCR

	GWC-18	GWC-18
12/8/2015	0.0001 (J)	
12/14/2015	0.0001 (J)	
12/28/2015	0.0001 (J)	
1/14/2016	0.000137 (J)	
1/26/2016	0.000142 (J)	
4/19/2016	<0.001	
6/16/2016	0.00013 (J)	
8/11/2016	0.00011 (J)	
9/28/2016	0.00012 (J)	
11/16/2016	<0.001	
1/11/2017	9.5E-05 (J)	
3/1/2017	0.00011 (J)	
4/25/2017	0.00012 (J)	
7/25/2017	0.00011 (J)	
1/12/2018	0.00011 (J)	
7/11/2018	9.5E-05 (J)	
1/30/2019	0.00012 (J)	
3/27/2019	<0.001	
9/11/2019	0.00018 (J)	
4/1/2020	<0.001	
9/15/2020	<0.001	
3/17/2021	0.00016 (J)	
8/19/2021	<0.001	
2/23/2022	<0.001	
8/2/2022	<0.001	
2/7/2023	<0.001	
8/2/2023	<0.001	
2/7/2024		<0.001

ND substitution: RL or RL/2 if <15% NDs.

Prediction Limit

Constituent: Thallium (mg/L) Analysis Run 3/11/2024 5:33 PM View: Appendix I - Intrawell

Plant McIntosh Client: Southern Company Data: McIntosh LF4 CCR

	GWC-19	GWC-19
12/8/2015	<0.001	
12/15/2015	<0.001	
12/28/2015	<0.001	
1/14/2016	7.9E-05 (J)	
1/26/2016	<0.001	
4/19/2016	<0.001	
6/16/2016	<0.001	
8/10/2016	<0.001	
9/28/2016	<0.001	
11/15/2016	<0.001	
1/16/2017	<0.001	
3/1/2017	<0.001	
4/25/2017	<0.001	
7/25/2017	<0.001	
1/12/2018	<0.001	
7/11/2018	<0.001	
1/29/2019	<0.001	
3/27/2019	<0.001	
9/11/2019	0.00019 (J)	
4/1/2020	<0.001	
9/16/2020	0.00026 (J)	
3/16/2021	<0.001	
8/19/2021	<0.001	
2/23/2022	<0.001	
8/3/2022	<0.001	
2/8/2023	<0.001	
8/2/2023	<0.001	
2/7/2024		<0.001

ND substitution: RL or RL/2 if <15% NDs.

Prediction Limit

Constituent: Thallium (mg/L) Analysis Run 3/11/2024 5:33 PM View: Appendix I - Intrawell

Plant McIntosh Client: Southern Company Data: McIntosh LF4 CCR

	GWC-20	GWC-20
12/9/2015	0.0001 (J)	
12/14/2015	9E-05 (J)	
12/29/2015	0.0001 (J)	
1/14/2016	0.000118 (J)	
1/25/2016	0.000102 (J)	
4/21/2016	<0.001	
6/16/2016	5.2E-05 (J)	
8/10/2016	<0.001	
9/27/2016	<0.001	
11/15/2016	<0.001	
1/13/2017	<0.001	
3/1/2017	<0.001	
4/25/2017	<0.001	
7/25/2017	<0.001	
1/12/2018	<0.001	
7/11/2018	<0.001	
1/29/2019	<0.001	
3/27/2019	<0.001	
9/11/2019	0.00034 (J)	
4/1/2020	<0.001	
9/15/2020	<0.001	
3/16/2021	<0.001	
8/19/2021	<0.001	
2/22/2022	<0.001	
8/3/2022	<0.001	
2/8/2023	<0.001	
8/2/2023	<0.001	
2/7/2024		<0.001

ND substitution: RL or RL/2 if <15% NDs.

Prediction Limit

Constituent: Thallium (mg/L) Analysis Run 3/11/2024 5:33 PM View: Appendix I - Intrawell

Plant McIntosh Client: Southern Company Data: McIntosh LF4 CCR

	GWC-21	GWC-21
12/9/2015	<0.001	
12/14/2015	<0.001	
12/29/2015	<0.001	
1/14/2016	<0.001	
1/25/2016	<0.001	
4/21/2016	<0.001	
6/16/2016	2.7E-05 (J)	
8/10/2016	<0.001	
9/27/2016	0.00016 (J)	
11/15/2016	<0.001	
1/12/2017	<0.001	
3/1/2017	<0.001	
4/24/2017	<0.001	
7/25/2017	<0.001	
1/11/2018	<0.001	
7/11/2018	<0.001	
1/30/2019	<0.001	
3/27/2019	<0.001	
9/11/2019	0.00041 (J)	
4/1/2020	<0.001	
9/15/2020	<0.001	
3/17/2021	<0.001	
8/19/2021	<0.001	
2/23/2022	<0.001	
8/4/2022	<0.001	
2/8/2023	<0.001	
8/3/2023	<0.001	
2/7/2024		<0.001

ND substitution: RL or RL/2 if <15% NDs.

Prediction Limit

Constituent: Thallium (mg/L) Analysis Run 3/11/2024 5:33 PM View: Appendix I - Intrawell

Plant McIntosh Client: Southern Company Data: McIntosh LF4 CCR

	GWC-23	GWC-23
6/16/2016	<0.001	
8/10/2016	<0.001	
9/28/2016	<0.001	
11/16/2016	<0.001	
1/17/2017	<0.001	
3/2/2017	<0.001	
4/25/2017	<0.001	
7/13/2017	<0.001	
7/25/2017	9E-05 (J)	
1/12/2018	0.00011 (J)	
7/12/2018	0.0001 (J)	
1/30/2019	0.00016 (J)	
3/27/2019	0.00011	
9/11/2019	0.00034 (J)	
4/1/2020	<0.001	
9/15/2020	<0.001	
3/17/2021	<0.001	
8/19/2021	<0.001	
2/23/2022	<0.001	
8/4/2022	<0.001	
2/8/2023	<0.001	
8/3/2023	<0.001	
2/7/2024		<0.001

ND substitution: RL or RL/2 if <15% NDs.

Prediction Limit

Constituent: Thallium (mg/L) Analysis Run 3/11/2024 5:33 PM View: Appendix I - Intrawell

Plant McIntosh Client: Southern Company Data: McIntosh LF4 CCR

	GWC-9	GWC-9
8/25/2004	<0.001	
9/11/2004	<0.001	
9/26/2004	<0.001	
10/13/2004	<0.001	
7/11/2005	<0.001	
12/7/2005	<0.001	
6/22/2006	<0.001	
11/28/2006	<0.001	
7/6/2007	<0.001	
12/13/2007	<0.001	
6/20/2008	<0.001	
12/7/2008	<0.001	
7/9/2009	<0.001	
12/29/2009	<0.001	
6/22/2010	<0.001	
1/5/2011	<0.001	
7/9/2011	<0.001	
1/21/2012	<0.001	
7/11/2012	<0.001	
1/19/2013	<0.001	
7/18/2013	<0.001	
1/15/2014	<0.001	
6/20/2015	<0.001	
1/14/2016	<0.001	
4/19/2016	<0.001	
6/15/2016	<0.001	
8/10/2016	<0.001	
9/27/2016	<0.001	
11/15/2016	<0.001	
1/13/2017	<0.001	
3/1/2017	<0.001	
4/24/2017	<0.001	
7/24/2017	<0.001	
1/12/2018	<0.001	
7/12/2018	<0.001	
1/30/2019	<0.001	
3/27/2019	<0.001	
9/11/2019	0.00023 (J)	
4/1/2020	<0.001	
9/16/2020	<0.001	
3/17/2021	<0.001	
8/19/2021	<0.001	
2/23/2022	<0.001	
8/3/2022	<0.001	
2/8/2023	<0.001	
8/2/2023	<0.001	
2/7/2024		<0.001

ND substitution: RL or RL/2 if <15% NDs.

Prediction Limit

Constituent: Vanadium (mg/L) Analysis Run 3/11/2024 5:33 PM View: Appendix I - Intrawell

Plant McIntosh Client: Southern Company Data: McIntosh LF4 CCR

	GWA-13	GWA-13
12/7/2015	<0.002	
12/15/2015	<0.002	
12/29/2015	<0.002	
1/13/2016	<0.002	
1/25/2016	<0.002	
6/14/2016	0.00055 (J)	
1/12/2017	0.0018 (J)	
7/18/2017	<0.002	
1/10/2018	<0.002	
7/11/2018	<0.002	
1/29/2019	0.0018 (J)	
3/26/2019	<0.002	
9/10/2019	0.0027	
3/31/2020	<0.002	
9/15/2020	<0.002	
3/16/2021	<0.002	
8/18/2021	<0.002	
2/22/2022	<0.002	
8/2/2022	<0.002	
2/6/2023	<0.002	
8/1/2023	<0.002	
2/6/2024		<0.002

ND substitution: RL or RL/2 if <15% NDs.

Prediction Limit

Constituent: Vanadium (mg/L) Analysis Run 3/11/2024 5:33 PM View: Appendix I - Intrawell

Plant McIntosh Client: Southern Company Data: McIntosh LF4 CCR

	GWA-14	GWA-14
12/7/2015	<0.002	
12/15/2015	<0.002	
12/29/2015	<0.002	
1/13/2016	<0.002	
1/25/2016	<0.002	
6/14/2016	0.00033 (J)	
1/11/2017	<0.002	
7/19/2017	<0.002	
1/11/2018	<0.002	
7/11/2018	<0.002	
1/29/2019	<0.002	
3/26/2019	<0.002	
9/10/2019	0.002	
4/1/2020	<0.002	
9/15/2020	<0.002	
3/16/2021	<0.002	
8/17/2021	<0.002	
2/22/2022	<0.002	
8/2/2022	<0.002	
2/7/2023	<0.002	
8/2/2023	<0.002	
2/6/2024		<0.002

ND substitution: RL or RL/2 if <15% NDs.

Prediction Limit

Constituent: Vanadium (mg/L) Analysis Run 3/11/2024 5:33 PM View: Appendix I - Intrawell

Plant McIntosh Client: Southern Company Data: McIntosh LF4 CCR

	GWA-15	GWA-15
12/7/2015	<0.002	
12/15/2015	<0.002	
12/28/2015	<0.002	
1/13/2016	<0.002	
1/25/2016	<0.002	
6/15/2016	0.0003 (J)	
1/11/2017	0.0017 (J)	
7/19/2017	<0.002	
1/11/2018	<0.002	
7/11/2018	<0.002	
1/29/2019	<0.002	
3/26/2019	0.0041	
9/11/2019	0.0016	
4/1/2020	<0.002	
9/15/2020	<0.002	
3/17/2021	<0.002	
8/19/2021	<0.002	
2/22/2022	<0.002	
8/2/2022	<0.002	
2/7/2023	<0.002	
8/1/2023	<0.002	
2/6/2024		<0.002

ND substitution: RL or RL/2 if <15% NDs.

Prediction Limit

Constituent: Vanadium (mg/L) Analysis Run 3/11/2024 5:33 PM View: Appendix I - Intrawell

Plant McIntosh Client: Southern Company Data: McIntosh LF4 CCR

	GWA-16	GWA-16
12/7/2015	<0.002	
12/14/2015	<0.002	
12/28/2015	<0.002	
1/13/2016	<0.002	
1/25/2016	<0.002	
6/15/2016	0.00015 (J)	
1/11/2017	0.0015 (J)	
7/19/2017	<0.002	
1/11/2018	<0.002	
7/11/2018	<0.002	
1/29/2019	<0.002	
3/26/2019	0.0019	
9/10/2019	0.0019	
4/1/2020	<0.002	
9/15/2020	<0.002	
3/16/2021	<0.002	
8/17/2021	<0.002	
2/22/2022	<0.002	
8/2/2022	<0.002	
2/7/2023	<0.002	
8/1/2023	<0.002	
2/6/2024		0.00063 (J)

ND substitution: RL or RL/2 if <15% NDs.

Prediction Limit

Constituent: Vanadium (mg/L) Analysis Run 3/11/2024 5:33 PM View: Appendix I - Intrawell

Plant McIntosh Client: Southern Company Data: McIntosh LF4 CCR

	GWA-2	GWA-2
8/25/2004	<0.002	
9/11/2004	<0.002	
9/26/2004	<0.002	
10/13/2004	<0.002	
7/11/2005	<0.002	
12/7/2005	<0.002	
6/22/2006	<0.002	
11/28/2006	<0.002	
7/6/2007	<0.002	
12/13/2007	<0.002	
6/20/2008	<0.002	
12/7/2008	<0.002	
7/9/2009	<0.002	
12/28/2009	<0.002	
6/22/2010	<0.002	
1/4/2011	<0.002	
7/9/2011	<0.002	
1/21/2012	<0.002	
7/11/2012	0.0051	
1/20/2013	<0.002	
7/19/2013	<0.002	
1/15/2014	<0.002	
7/11/2014	<0.002	
1/16/2015	<0.002	
6/20/2015	<0.002	
1/16/2016	<0.002	
6/14/2016	0.00044 (J)	
1/10/2017	0.0014 (J)	
7/17/2017	<0.002	
1/10/2018	<0.002	
7/11/2018	<0.002	
1/29/2019	<0.002	
3/27/2019	0.0019	
9/11/2019	0.0014	
4/1/2020	<0.002	
9/15/2020	<0.002	
3/16/2021	<0.002	
8/17/2021	<0.002	
2/22/2022	0.001	
8/2/2022	<0.002	
2/7/2023	<0.002	
8/1/2023	<0.002	
2/6/2024		<0.002

ND substitution: RL or RL/2 if <15% NDs.

Prediction Limit

Constituent: Vanadium (mg/L) Analysis Run 3/11/2024 5:33 PM View: Appendix I - Intrawell

Plant McIntosh Client: Southern Company Data: McIntosh LF4 CCR

	GWA-3	GWA-3
8/25/2004	<0.002	
9/11/2004	<0.002	
9/26/2004	<0.002	
10/13/2004	<0.002	
7/11/2005	<0.002	
12/7/2005	<0.002	
6/22/2006	<0.002	
11/28/2006	<0.002	
7/6/2007	0.0031	
12/13/2007	<0.002	
6/20/2008	0.005	
12/7/2008	<0.002	
7/9/2009	<0.002	
12/28/2009	<0.002	
6/22/2010	<0.002	
1/5/2011	0.056 (O)	
7/9/2011	0.0033	
1/20/2012	<0.002	
7/11/2012	<0.002	
1/19/2013	<0.002	
7/18/2013	<0.002	
1/15/2014	<0.002	
7/11/2014	<0.002	
1/15/2015	<0.002	
6/19/2015	<0.002	
1/16/2016	<0.002	
6/14/2016	0.00027 (J)	
1/10/2017	0.0015 (J)	
7/18/2017	<0.002	
1/10/2018	<0.002	
7/11/2018	<0.002	
1/29/2019	<0.002	
3/27/2019	0.0047	
9/11/2019	0.0012	
4/1/2020	<0.002	
9/15/2020	<0.002	
3/16/2021	<0.002	
8/17/2021	<0.002	
2/22/2022	<0.002	
8/2/2022	<0.002	
2/7/2023	<0.002	
8/2/2023	<0.002	
2/6/2024		<0.002

ND substitution: RL or RL/2 if <15% NDs.

Prediction Limit

Constituent: Vanadium (mg/L) Analysis Run 3/11/2024 5:33 PM View: Appendix I - Intrawell

Plant McIntosh Client: Southern Company Data: McIntosh LF4 CCR

	GWA-4A	GWA-4A
8/25/2004	<0.002	
9/11/2004	<0.002	
9/26/2004	<0.002	
10/13/2004	<0.002	
7/11/2005	<0.002	
12/7/2005	<0.002	
6/22/2006	<0.002	
11/28/2006	<0.002	
7/6/2007	<0.002	
12/13/2007	<0.002	
6/20/2008	0.0033	
12/7/2008	<0.002	
7/9/2009	<0.002	
12/30/2009	<0.002	
6/22/2010	<0.002	
1/4/2011	<0.002	
7/10/2011	<0.002	
1/21/2012	<0.002	
7/11/2012	<0.002	
1/20/2013	<0.002	
7/19/2013	<0.002	
1/16/2014	<0.002	
7/10/2014	<0.002	
1/16/2015	<0.002	
6/20/2015	<0.002	
1/14/2016	<0.002	
6/14/2016	0.00028 (J)	
1/10/2017	0.0014 (J)	
7/18/2017	<0.002	
1/10/2018	<0.002	
7/11/2018	<0.002	
1/29/2019	<0.002	
3/26/2019	0.0027	
9/10/2019	0.0018	
3/31/2020	<0.002	
9/16/2020	<0.002	
3/17/2021	<0.002	
8/19/2021	<0.002	
2/23/2022	<0.002	
8/3/2022	0.00097 (J)	
2/7/2023	<0.002	
8/1/2023	<0.002	
2/6/2024		<0.002

ND substitution: RL or RL/2 if <15% NDs.

Prediction Limit

Constituent: Vanadium (mg/L) Analysis Run 3/11/2024 5:33 PM View: Appendix I - Intrawell

Plant McIntosh Client: Southern Company Data: McIntosh LF4 CCR

	GWA-5	GWA-5
8/25/2004	<0.002	
9/11/2004	<0.002	
9/26/2004	<0.002	
10/13/2004	<0.002	
7/11/2005	<0.002	
12/7/2005	<0.002	
6/22/2006	<0.002	
11/28/2006	<0.002	
7/6/2007	<0.002	
12/13/2007	<0.002	
6/20/2008	<0.002	
12/7/2008	<0.002	
7/9/2009	<0.002	
12/29/2009	<0.002	
6/22/2010	<0.002	
1/4/2011	<0.002	
7/9/2011	<0.002	
1/21/2012	<0.002	
7/11/2012	<0.002	
1/19/2013	<0.002	
7/18/2013	<0.002	
1/15/2014	<0.002	
7/10/2014	<0.002	
1/15/2015	<0.002	
6/19/2015	0.0035 (J)	
1/14/2016	<0.002	
6/14/2016	0.00047 (J)	
1/11/2017	0.0016 (J)	
7/18/2017	<0.002	
1/10/2018	<0.002	
7/11/2018	<0.002	
1/29/2019	<0.002	
3/26/2019	0.0015	
9/10/2019	0.0018	
3/31/2020	<0.002	
9/15/2020	<0.002	
3/17/2021	<0.002	
8/19/2021	<0.002	
2/22/2022	<0.002	
8/2/2022	<0.002	
2/7/2023	<0.002	
8/1/2023	<0.002	
2/6/2024		<0.002

ND substitution: RL or RL/2 if <15% NDs.

Prediction Limit

Constituent: Vanadium (mg/L) Analysis Run 3/11/2024 5:33 PM View: Appendix I - Intrawell

Plant McIntosh Client: Southern Company Data: McIntosh LF4 CCR

	GWC-1	GWC-1
8/25/2004	<0.002	
9/11/2004	<0.002	
9/26/2004	<0.002	
7/11/2005	<0.002	
12/7/2005	<0.002	
6/22/2006	<0.002	
11/28/2006	<0.002	
7/6/2007	<0.002	
12/13/2007	<0.002	
6/20/2008	<0.002	
12/7/2008	<0.002	
7/9/2009	<0.002	
12/28/2009	<0.002	
6/22/2010	<0.002	
1/4/2011	<0.002	
7/9/2011	0.0032	
1/21/2012	<0.002	
7/11/2012	<0.002	
1/20/2013	<0.002	
7/19/2013	<0.002	
1/15/2014	<0.002	
7/11/2014	<0.002	
1/16/2015	<0.002	
6/20/2015	0.0017 (J)	
1/16/2016	<0.002	
6/15/2016	0.00031 (J)	
1/12/2017	0.0031	
7/19/2017	<0.002	
1/11/2018	<0.002	
7/12/2018	<0.002	
1/30/2019	<0.002	
3/27/2019	<0.002	
9/11/2019	0.0013	
4/1/2020	<0.002	
9/15/2020	<0.002	
3/16/2021	<0.002	
8/18/2021	0.0011	
2/23/2022	<0.002	
8/3/2022	<0.002	
2/7/2023	<0.002	
8/2/2023	0.00084 (J)	
2/7/2024		<0.002

ND substitution: RL or RL/2 if <15% NDs.

Prediction Limit

Constituent: Vanadium (mg/L) Analysis Run 3/11/2024 5:33 PM View: Appendix I - Intrawell

Plant McIntosh Client: Southern Company Data: McIntosh LF4 CCR

	GWC-10	GWC-10
8/25/2004	<0.001	
9/11/2004	<0.001	
9/26/2004	<0.001	
10/13/2004	<0.001	
7/11/2005	<0.001	
12/7/2005	<0.001	
6/22/2006	<0.001	
11/28/2006	<0.001	
7/6/2007	<0.001	
12/13/2007	<0.001	
6/20/2008	<0.001	
12/7/2008	<0.001	
7/10/2009	<0.001	
12/29/2009	<0.001	
6/22/2010	<0.001	
1/4/2011	<0.001	
7/10/2011	<0.001	
1/21/2012	<0.001	
7/11/2012	<0.001	
1/20/2013	<0.001	
7/19/2013	<0.001	
1/16/2014	<0.001	
7/10/2014	<0.001	
1/16/2015	0.00098 (J)	
6/20/2015	0.0019 (J)	
1/16/2016	0.0008 (J)	
6/16/2016	0.0011 (J)	
1/12/2017	0.0087 (o)	
7/24/2017	0.0027	
1/11/2018	<0.001	
7/12/2018	<0.001	
1/30/2019	0.0027 (J)	
3/27/2019	0.0065 (o)	
9/11/2019	0.0022	
4/1/2020	0.0012	
9/15/2020	<0.001	
3/16/2021	0.0013	
8/18/2021	0.0015	
2/23/2022	0.0011	
8/3/2022	0.002	
2/8/2023	0.001 (J)	
8/2/2023	0.00096 (J)	
2/7/2024		0.0015 (J)

ND substitution: RL or RL/2 if <15% NDs.

Prediction Limit

Constituent: Vanadium (mg/L) Analysis Run 3/11/2024 5:33 PM View: Appendix I - Intrawell

Plant McIntosh Client: Southern Company Data: McIntosh LF4 CCR

	GWC-11	GWC-11
8/25/2004	<0.0025	
9/11/2004	<0.0025	
9/26/2004	<0.0025	
10/13/2004	<0.0025	
7/11/2005	<0.0025	
12/7/2005	<0.0025	
6/22/2006	<0.0025	
11/28/2006	<0.0025	
7/6/2007	<0.0025	
12/13/2007	<0.0025	
6/20/2008	0.0093 (o)	
12/7/2008	<0.0025	
7/10/2009	<0.0025	
12/29/2009	<0.0025	
6/22/2010	0.0025	
1/5/2011	<0.0025	
7/9/2011	<0.0025	
1/21/2012	<0.0025	
7/11/2012	<0.0025	
1/19/2013	<0.0025	
7/19/2013	<0.0025	
1/15/2014	<0.0025	
7/11/2014	0.001 (J)	
1/16/2015	0.00089 (J)	
6/20/2015	0.0017 (J)	
1/14/2016	0.0017 (J)	
6/15/2016	0.0018 (J)	
1/12/2017	0.01 (o)	
7/24/2017	0.0015 (J)	
1/11/2018	<0.0025	
7/12/2018	<0.0025	
1/30/2019	<0.0025	
3/27/2019	0.0016	
9/11/2019	0.0025	
4/2/2020	0.0016	
9/15/2020	0.001	
3/17/2021	0.0015	
8/18/2021	0.0018	
2/23/2022	0.0013	
8/2/2022	0.0014	
2/8/2023	0.00095 (J)	
8/2/2023	0.0015 (J)	
2/7/2024		0.0016 (J)

ND substitution: RL or RL/2 if <15% NDs.

Prediction Limit

Constituent: Vanadium (mg/L) Analysis Run 3/11/2024 5:33 PM View: Appendix I - Intrawell

Plant McIntosh Client: Southern Company Data: McIntosh LF4 CCR

	GWC-12	GWC-12
8/25/2004	<0.002	
9/11/2004	<0.002	
9/26/2004	<0.002	
10/13/2004	<0.002	
7/11/2005	<0.002	
12/7/2005	<0.002	
6/22/2006	<0.002	
11/28/2006	<0.002	
7/6/2007	<0.002	
12/13/2007	<0.002	
6/20/2008	<0.002	
12/7/2008	<0.002	
7/10/2009	<0.002	
12/28/2009	<0.002	
6/22/2010	<0.002	
1/4/2011	<0.002	
7/9/2011	<0.002	
1/20/2012	<0.002	
7/11/2012	<0.002	
1/19/2013	<0.002	
7/18/2013	<0.002	
1/15/2014	<0.002	
7/11/2014	<0.002	
1/15/2015	<0.002	
6/19/2015	<0.002	
1/16/2016	<0.002	
6/15/2016	0.0004 (J)	
1/12/2017	0.0075 (o)	
7/20/2017	0.0015 (J)	
1/11/2018	<0.002	
7/12/2018	<0.002	
1/30/2019	<0.002	
3/27/2019	0.0078 (o)	
9/11/2019	0.0011	
4/1/2020	<0.002	
9/16/2020	<0.002	
3/16/2021	<0.002	
8/18/2021	<0.002	
2/23/2022	<0.002	
8/3/2022	0.0016	
2/7/2023	<0.002	
8/2/2023	<0.002	
2/8/2024		<0.002

ND substitution: RL or RL/2 if <15% NDs.

Prediction Limit

Constituent: Vanadium (mg/L) Analysis Run 3/11/2024 5:33 PM View: Appendix I - Intrawell

Plant McIntosh Client: Southern Company Data: McIntosh LF4 CCR

	GWC-17	GWC-17
12/8/2015	<0.002	
12/14/2015	<0.002	
12/28/2015	<0.002	
1/13/2016	<0.002	
1/26/2016	<0.002	
6/15/2016	0.00047 (J)	
1/11/2017	<0.002	
7/19/2017	<0.002	
1/11/2018	<0.002	
7/11/2018	<0.002	
1/29/2019	<0.002	
3/27/2019	0.004	
9/11/2019	0.0018	
4/1/2020	<0.002	
9/15/2020	<0.002	
3/16/2021	<0.002	
8/19/2021	0.0013	
2/22/2022	<0.002	
8/2/2022	<0.002	
2/8/2023	<0.002	
8/2/2023	<0.002	
2/6/2024		0.00082 (J)

ND substitution: RL or RL/2 if <15% NDs.

Prediction Limit

Constituent: Vanadium (mg/L) Analysis Run 3/11/2024 5:33 PM View: Appendix I - Intrawell

Plant McIntosh Client: Southern Company Data: McIntosh LF4 CCR

	GWC-18	GWC-18
12/8/2015	0.0023 (J)	
12/14/2015	0.0028 (J)	
12/28/2015	0.0024 (J)	
1/14/2016	0.0022 (J)	
1/26/2016	0.0022 (J)	
6/16/2016	0.0041 (J)	
1/11/2017	0.003	
7/25/2017	0.0055	
1/12/2018	0.0022 (J)	
7/11/2018	0.0016 (J)	
1/30/2019	0.0042 (J)	
3/27/2019	0.0074	
9/11/2019	0.0037	
4/1/2020	0.0024	
9/15/2020	0.0022	
3/17/2021	0.0026	
8/19/2021	0.003	
2/23/2022	0.0025	
8/2/2022	0.0028	
2/7/2023	0.0038	
8/2/2023	0.0031	
2/7/2024		0.0034

Prediction Limit

Constituent: Vanadium (mg/L) Analysis Run 3/11/2024 5:33 PM View: Appendix I - Intrawell

Plant McIntosh Client: Southern Company Data: McIntosh LF4 CCR

	GWC-19	GWC-19
12/8/2015	0.0023 (J)	
12/15/2015	0.0016 (J)	
12/28/2015	0.0013 (J)	
1/14/2016	0.0014 (J)	
1/26/2016	0.0013 (J)	
6/16/2016	0.00092 (J)	
1/16/2017	0.0067	
7/25/2017	0.0035	
1/12/2018	<0.002	
7/11/2018	<0.002	
1/29/2019	<0.002	
3/27/2019	<0.002	
9/11/2019	0.0023	
4/1/2020	<0.002	
9/16/2020	<0.002	
3/16/2021	<0.002	
8/19/2021	0.0015	
2/23/2022	0.00088 (J)	
8/3/2022	0.0022	
2/8/2023	0.00088 (J)	
8/2/2023	<0.002	
2/7/2024		0.0011 (J)

ND substitution: RL or RL/2 if <15% NDs.

Prediction Limit

Constituent: Vanadium (mg/L) Analysis Run 3/11/2024 5:33 PM View: Appendix I - Intrawell

Plant McIntosh Client: Southern Company Data: McIntosh LF4 CCR

	GWC-20	GWC-20
12/9/2015	<0.002	
12/14/2015	<0.002	
12/29/2015	<0.002	
1/14/2016	<0.002	
1/25/2016	<0.002	
6/16/2016	0.00054 (J)	
1/13/2017	0.0074	
7/25/2017	0.0034	
1/12/2018	<0.002	
7/11/2018	<0.002	
1/29/2019	<0.002	
3/27/2019	0.0031	
9/11/2019	0.0018	
4/1/2020	<0.002	
9/15/2020	<0.002	
3/16/2021	<0.002	
8/19/2021	<0.002	
2/22/2022	<0.002	
8/3/2022	0.0017	
2/8/2023	<0.002	
8/2/2023	<0.002	
2/7/2024		0.00081 (J)

ND substitution: RL or RL/2 if <15% NDs.

Prediction Limit

Constituent: Vanadium (mg/L) Analysis Run 3/11/2024 5:33 PM View: Appendix I - Intrawell

Plant McIntosh Client: Southern Company Data: McIntosh LF4 CCR

	GWC-21	GWC-21
12/9/2015	<0.002	
12/14/2015	<0.002	
12/29/2015	<0.002	
1/14/2016	<0.002	
1/25/2016	<0.002	
6/16/2016	0.00048 (J)	
1/12/2017	0.0058	
7/25/2017	0.0029	
1/11/2018	<0.002	
7/11/2018	<0.002	
1/30/2019	<0.002	
3/27/2019	0.0049	
9/11/2019	0.0015	
4/1/2020	<0.002	
9/15/2020	<0.002	
3/17/2021	<0.002	
8/19/2021	0.001	
2/23/2022	<0.002	
8/4/2022	0.0019	
2/8/2023	<0.002	
8/3/2023	<0.002	
2/7/2024		<0.002

ND substitution: RL or RL/2 if <15% NDs.

Prediction Limit

Constituent: Vanadium (mg/L) Analysis Run 3/11/2024 5:33 PM View: Appendix I - Intrawell

Plant McIntosh Client: Southern Company Data: McIntosh LF4 CCR

	GWC-23	GWC-23
6/16/2016	0.00063 (J)	
1/17/2017	0.0026	
7/25/2017	0.003	
1/12/2018	<0.002	
7/12/2018	<0.002	
1/30/2019	<0.002	
3/27/2019	0.0055	
9/11/2019	0.0015	
4/1/2020	<0.002	
9/15/2020	<0.002	
3/17/2021	<0.002	
8/19/2021	0.0011	
2/23/2022	<0.002	
8/4/2022	0.00095 (J)	
2/8/2023	<0.002	
8/3/2023	0.0007 (J)	
2/7/2024		0.00083 (J)

ND substitution: RL or RL/2 if <15% NDs.

Prediction Limit

Constituent: Vanadium (mg/L) Analysis Run 3/11/2024 5:33 PM View: Appendix I - Intrawell

Plant McIntosh Client: Southern Company Data: McIntosh LF4 CCR

	GWC-9	GWC-9
8/25/2004	<0.002	
9/11/2004	<0.002	
9/26/2004	<0.002	
10/13/2004	<0.002	
7/11/2005	<0.002	
12/7/2005	<0.002	
6/22/2006	<0.002	
11/28/2006	<0.002	
7/6/2007	<0.002	
12/13/2007	<0.002	
6/20/2008	0.0037	
12/7/2008	<0.002	
7/9/2009	<0.002	
12/29/2009	<0.002	
6/22/2010	<0.002	
1/5/2011	<0.002	
7/9/2011	<0.002	
1/21/2012	<0.002	
7/11/2012	<0.002	
1/19/2013	<0.002	
7/18/2013	<0.002	
1/15/2014	<0.002	
7/10/2014	<0.002	
1/16/2015	<0.002	
6/20/2015	<0.002	
1/14/2016	<0.002	
6/15/2016	0.00019 (J)	
1/13/2017	0.0091 (o)	
7/24/2017	0.0027	
1/12/2018	<0.002	
7/12/2018	<0.002	
1/30/2019	<0.002	
3/27/2019	0.006	
9/11/2019	0.0015	
4/1/2020	<0.002	
9/16/2020	<0.002	
3/17/2021	<0.002	
8/19/2021	<0.002	
2/23/2022	<0.002	
8/3/2022	0.0016	
2/8/2023	<0.002	
8/2/2023	<0.002	
2/7/2024		0.001 (J)

ND substitution: RL or RL/2 if <15% NDs.

Prediction Limit

Constituent: Zinc (mg/L) Analysis Run 3/11/2024 5:33 PM View: Appendix I - Intrawell

Plant McIntosh Client: Southern Company Data: McIntosh LF4 CCR

	GWA-13	GWA-13
12/7/2015	0.0034	
12/15/2015	0.003	
12/29/2015	0.0028	
1/13/2016	0.0025	
1/25/2016	0.0022 (J)	
6/14/2016	0.0042 (J)	
1/12/2017	<0.005	
7/18/2017	<0.005	
1/10/2018	<0.005	
7/11/2018	<0.005	
1/29/2019	<0.005	
3/26/2019	<0.005	
9/10/2019	0.0061	
3/31/2020	<0.005	
9/15/2020	0.0037 (J)	
3/16/2021	<0.005	
8/18/2021	<0.005	
2/22/2022	<0.005	
8/2/2022	<0.005	
2/6/2023	<0.005	
8/1/2023	0.0032 (J)	
2/6/2024		0.0045 (J)

ND substitution: RL or RL/2 if <15% NDs.

Prediction Limit

Constituent: Zinc (mg/L) Analysis Run 3/11/2024 5:33 PM View: Appendix I - Intrawell

Plant McIntosh Client: Southern Company Data: McIntosh LF4 CCR

	GWA-14	GWA-14
12/7/2015	0.0044	
12/15/2015	0.0031	
12/29/2015	0.0028	
1/13/2016	0.0028	
1/25/2016	0.0034	
6/14/2016	0.0036 (J)	
1/11/2017	0.013 (J)	
7/19/2017	<0.005	
1/11/2018	<0.005	
7/11/2018	<0.005	
1/29/2019	0.0048 (J)	
3/26/2019	<0.005	
9/10/2019	0.0069	
4/1/2020	<0.005	
9/15/2020	0.024	
3/16/2021	0.007	
8/17/2021	<0.005	
2/22/2022	0.0054	
8/2/2022	0.0042 (J)	
2/7/2023	0.0031 (J)	
8/2/2023	0.003 (J)	
2/6/2024		0.0028 (J)

ND substitution: RL or RL/2 if <15% NDs.

Prediction Limit

Constituent: Zinc (mg/L) Analysis Run 3/11/2024 5:33 PM View: Appendix I - Intrawell

Plant McIntosh Client: Southern Company Data: McIntosh LF4 CCR

	GWA-15	GWA-15
12/7/2015	0.0052	
12/15/2015	0.0046	
12/28/2015	0.0042	
1/13/2016	0.0038	
1/25/2016	0.0036	
6/15/2016	0.0028 (J)	
1/11/2017	0.014 (J)	
7/19/2017	<0.005	
1/11/2018	<0.005	
7/11/2018	<0.005	
1/29/2019	0.0059 (J)	
3/26/2019	<0.005	
9/11/2019	0.0062	
4/1/2020	<0.005	
9/15/2020	0.0033 (J)	
3/17/2021	0.0063	
8/19/2021	<0.005	
2/22/2022	0.0057	
8/2/2022	0.0039 (J)	
2/7/2023	<0.005	
8/1/2023	0.0029 (J)	
2/6/2024		0.0041 (J)

ND substitution: RL or RL/2 if <15% NDs.

Prediction Limit

Constituent: Zinc (mg/L) Analysis Run 3/11/2024 5:33 PM View: Appendix I - Intrawell
Plant McIntosh Client: Southern Company Data: McIntosh LF4 CCR

	GWA-16	GWA-16
12/7/2015	0.0048	
12/14/2015	0.0038	
12/28/2015	0.0042	
1/13/2016	0.0036	
1/25/2016	0.0033	
6/15/2016	0.0032 (J)	
1/11/2017	<0.005	
7/19/2017	<0.005	
1/11/2018	<0.005	
7/11/2018	<0.005	
1/29/2019	0.0024 (J)	
3/26/2019	<0.005	
9/10/2019	0.006	
4/1/2020	<0.005	
9/15/2020	0.0033 (J)	
3/16/2021	0.005	
8/17/2021	<0.005	
2/22/2022	0.0076	
8/2/2022	0.0032 (J)	
2/7/2023	0.0063	
8/1/2023	0.0032 (J)	
2/6/2024		0.0029 (J)

ND substitution: RL or RL/2 if <15% NDs.

Prediction Limit

Constituent: Zinc (mg/L) Analysis Run 3/11/2024 5:33 PM View: Appendix I - Intrawell

Plant McIntosh Client: Southern Company Data: McIntosh LF4 CCR

	GWA-2	GWA-2
8/25/2004	0.014	
9/11/2004	<0.02	
9/26/2004	<0.02	
10/13/2004	<0.02	
7/11/2005	<0.02	
12/7/2005	<0.02	
6/22/2006	0.0041	
11/28/2006	0.0033	
7/6/2007	0.0036	
12/13/2007	<0.02	
6/20/2008	0.0045	
12/7/2008	0.0031	
7/9/2009	0.004	
12/28/2009	0.0027	
6/22/2010	0.0028	
1/4/2011	0.0027	
7/9/2011	0.0051	
1/21/2012	0.004	
7/11/2012	0.0075	
1/20/2013	0.0034	
7/19/2013	<0.02	
1/15/2014	0.0049	
7/11/2014	0.0038	
1/16/2015	0.0032	
6/20/2015	0.0042	
1/16/2016	0.0042	
6/14/2016	0.0043 (J)	
1/10/2017	0.0084 (J)	
7/17/2017	<0.02	
1/10/2018	<0.02	
7/11/2018	<0.02	
1/29/2019	0.0064 (J)	
3/27/2019	<0.02	
9/11/2019	0.0089	
4/1/2020	0.0066	
9/15/2020	0.0049 (J)	
3/16/2021	0.0045 (J)	
8/17/2021	0.004 (J)	
2/22/2022	0.0055	
8/2/2022	0.0074	
2/7/2023	0.0051	
8/1/2023	0.0061	
2/6/2024		0.0041 (J)

ND substitution: RL or RL/2 if <15% NDs.

Prediction Limit

Constituent: Zinc (mg/L) Analysis Run 3/11/2024 5:33 PM View: Appendix I - Intrawell
Plant McIntosh Client: Southern Company Data: McIntosh LF4 CCR

	GWA-3	GWA-3
8/25/2004	<0.005	
9/11/2004	<0.005	
9/26/2004	<0.005	
10/13/2004	<0.005	
7/11/2005	<0.005	
12/7/2005	<0.005	
6/22/2006	0.0042	
11/28/2006	0.0048	
7/6/2007	0.045	
12/13/2007	0.005	
6/20/2008	0.012	
12/7/2008	0.042	
7/9/2009	0.0038	
12/28/2009	<0.005	
6/22/2010	<0.005	
1/5/2011	0.057 (O)	
7/9/2011	0.0085	
1/20/2012	0.0057	
7/11/2012	<0.005	
1/19/2013	<0.005	
7/18/2013	0.0028	
1/15/2014	0.0047	
7/11/2014	0.0025	
1/15/2015	0.002 (J)	
6/19/2015	0.0019 (J)	
1/16/2016	0.0033	
6/14/2016	0.0028 (J)	
1/10/2017	0.0079 (J)	
7/18/2017	<0.005	
1/10/2018	<0.005	
7/11/2018	<0.005	
1/29/2019	<0.005	
3/27/2019	<0.005	
9/11/2019	0.012	
4/1/2020	<0.005	
9/15/2020	<0.005	
3/16/2021	0.0035 (J)	
8/17/2021	<0.005	
2/22/2022	<0.005	
8/2/2022	0.033	
2/7/2023	0.0032 (J)	
8/2/2023	<0.005	
2/6/2024		<0.005

ND substitution: RL or RL/2 if <15% NDs.

Prediction Limit

Constituent: Zinc (mg/L) Analysis Run 3/11/2024 5:33 PM View: Appendix I - Intrawell

Plant McIntosh Client: Southern Company Data: McIntosh LF4 CCR

	GWA-4A	GWA-4A
8/25/2004	<0.005	
9/11/2004	<0.005	
9/26/2004	<0.005	
10/13/2004	<0.005	
7/11/2005	<0.005	
12/7/2005	0.06 (O)	
6/22/2006	0.0061	
11/28/2006	0.0064	
7/6/2007	0.011	
12/13/2007	0.0061	
6/20/2008	0.009	
12/7/2008	0.0071	
7/9/2009	0.0059	
12/30/2009	0.0038	
6/22/2010	0.0044	
1/4/2011	0.0038	
7/10/2011	0.005	
1/21/2012	0.0074	
7/11/2012	0.0047	
1/20/2013	<0.005	
7/19/2013	0.0032	
1/16/2014	0.019	
7/10/2014	0.0038	
1/16/2015	0.0045	
6/20/2015	0.0023 (J)	
1/14/2016	0.0024 (J)	
6/14/2016	0.0053 (J)	
1/10/2017	<0.005	
7/18/2017	<0.005	
1/10/2018	<0.005	
7/11/2018	0.0098 (J)	
1/29/2019	0.0064 (J)	
3/26/2019	0.01	
9/10/2019	0.012	
3/31/2020	0.013	
9/16/2020	0.011	
3/17/2021	0.0039 (J)	
8/19/2021	0.004 (J)	
2/23/2022	<0.005	
8/3/2022	0.012	
2/7/2023	0.0031 (J)	
8/1/2023	0.0047 (J)	
2/6/2024		0.0029 (J)

ND substitution: RL or RL/2 if <15% NDs.

Prediction Limit

Constituent: Zinc (mg/L) Analysis Run 3/11/2024 5:33 PM View: Appendix I - Intrawell

Plant McIntosh Client: Southern Company Data: McIntosh LF4 CCR

	GWA-5	GWA-5
8/25/2004	0.017	
9/11/2004	<0.005	
9/26/2004	<0.005	
10/13/2004	<0.005	
7/11/2005	<0.005	
12/7/2005	<0.005	
6/22/2006	0.0033	
11/28/2006	0.0034	
7/6/2007	0.0037	
12/13/2007	<0.005	
6/20/2008	0.0042	
12/7/2008	0.0049	
7/9/2009	0.0032	
12/29/2009	0.0031	
6/22/2010	<0.005	
1/4/2011	0.0029	
7/9/2011	0.0038	
1/21/2012	0.0057	
7/11/2012	0.0032	
1/19/2013	0.0032	
7/18/2013	0.0027	
1/15/2014	0.0059	
7/10/2014	0.0064	
1/15/2015	0.0024 (J)	
6/19/2015	0.0057	
1/14/2016	0.0022 (J)	
6/14/2016	0.0028 (J)	
1/11/2017	0.013 (J)	
7/18/2017	<0.005	
1/10/2018	<0.005	
7/11/2018	<0.005	
1/29/2019	0.0027 (J)	
3/26/2019	<0.005	
9/10/2019	0.022	
3/31/2020	<0.005	
9/15/2020	0.0049 (J)	
3/17/2021	0.0041 (J)	
8/19/2021	<0.005	
2/22/2022	<0.005	
8/2/2022	0.0051	
2/7/2023	0.0037 (J)	
8/1/2023	0.0028 (J)	
2/6/2024		<0.005

ND substitution: RL or RL/2 if <15% NDs.

Prediction Limit

Constituent: Zinc (mg/L) Analysis Run 3/11/2024 5:33 PM View: Appendix I - Intrawell

Plant McIntosh Client: Southern Company Data: McIntosh LF4 CCR

	GWC-1	GWC-1
8/25/2004	0.012	
9/11/2004	<0.005	
9/26/2004	<0.005	
7/11/2005	<0.005	
12/7/2005	0.015	
6/22/2006	0.0044	
11/28/2006	0.0034	
7/6/2007	0.0029	
12/13/2007	<0.005	
6/20/2008	0.0035	
12/7/2008	0.0036	
7/9/2009	0.0032	
12/28/2009	0.0032	
6/22/2010	0.0032	
1/4/2011	<0.005	
7/9/2011	0.0076	
1/21/2012	0.0034	
7/11/2012	0.0028	
1/20/2013	0.0032	
7/19/2013	0.0028	
1/15/2014	0.0047	
7/11/2014	0.0041	
1/16/2015	0.0035	
6/20/2015	0.0043	
1/16/2016	0.002 (J)	
6/15/2016	0.0027 (J)	
1/12/2017	<0.005	
7/19/2017	<0.005	
1/11/2018	<0.005	
7/12/2018	<0.005	
1/30/2019	0.0031 (J)	
3/27/2019	<0.005	
9/11/2019	0.0088	
4/1/2020	0.0046 (J)	
9/15/2020	0.0049 (J)	
3/16/2021	0.0047 (J)	
8/18/2021	0.0035 (J)	
2/23/2022	<0.005	
8/3/2022	0.0073	
2/7/2023	0.0055	
8/2/2023	0.0062	
2/7/2024		0.0033 (J)

ND substitution: RL or RL/2 if <15% NDs.

Prediction Limit

Constituent: Zinc (mg/L) Analysis Run 3/11/2024 5:33 PM View: Appendix I - Intrawell

Plant McIntosh Client: Southern Company Data: McIntosh LF4 CCR

	GWC-10	GWC-10
8/25/2004	<0.005	
9/11/2004	0.01	
9/26/2004	<0.005	
10/13/2004	<0.005	
7/11/2005	<0.005	
12/7/2005	<0.005	
6/22/2006	0.0034	
11/28/2006	0.019	
7/6/2007	<0.005	
12/13/2007	<0.005	
6/20/2008	0.0039	
12/7/2008	<0.005	
7/10/2009	<0.005	
12/29/2009	<0.005	
6/22/2010	<0.005	
1/4/2011	<0.005	
7/10/2011	0.0026	
1/21/2012	<0.005	
7/11/2012	<0.005	
1/20/2013	<0.005	
7/19/2013	<0.005	
1/16/2014	0.0031	
7/10/2014	0.0012 (J)	
1/16/2015	0.0017 (J)	
6/20/2015	0.0036	
1/16/2016	<0.005	
6/16/2016	<0.005	
1/12/2017	<0.005	
7/24/2017	<0.005	
1/11/2018	<0.005	
7/12/2018	<0.005	
1/30/2019	<0.005	
3/27/2019	<0.005	
9/11/2019	0.0058	
4/1/2020	<0.005	
9/15/2020	0.0043 (J)	
3/16/2021	<0.005	
8/18/2021	<0.005	
2/23/2022	<0.005	
8/3/2022	0.0046 (J)	
2/8/2023	<0.005	
8/2/2023	0.0046 (J)	
2/7/2024		<0.005

ND substitution: RL or RL/2 if <15% NDs.

Prediction Limit

Constituent: Zinc (mg/L) Analysis Run 3/11/2024 5:33 PM View: Appendix I - Intrawell
Plant McIntosh Client: Southern Company Data: McIntosh LF4 CCR

	GWC-11	GWC-11
8/25/2004	<0.005	
9/11/2004	<0.005	
9/26/2004	<0.005	
10/13/2004	<0.005	
7/11/2005	<0.005	
12/7/2005	<0.005	
6/22/2006	0.0025	
11/28/2006	0.0026	
7/6/2007	0.0025	
12/13/2007	<0.005	
6/20/2008	0.0089	
12/7/2008	0.041 (O)	
7/10/2009	<0.005	
12/29/2009	<0.005	
6/22/2010	<0.005	
1/5/2011	<0.005	
7/9/2011	<0.005	
1/21/2012	0.005	
7/11/2012	0.0025	
1/19/2013	<0.005	
7/19/2013	<0.005	
1/15/2014	0.0034	
7/11/2014	0.0019 (J)	
1/16/2015	<0.005	
6/20/2015	<0.005	
1/14/2016	0.0022 (J)	
6/15/2016	0.0028 (J)	
1/12/2017	<0.005	
7/24/2017	<0.005	
1/11/2018	<0.005	
7/12/2018	<0.005	
1/30/2019	<0.005	
3/27/2019	<0.005	
9/11/2019	0.005	
4/2/2020	0.0049 (J)	
9/15/2020	<0.005	
3/17/2021	0.0032 (J)	
8/18/2021	<0.005	
2/23/2022	<0.005	
8/2/2022	0.0052	
2/8/2023	<0.005	
8/2/2023	0.0061	
2/7/2024		<0.005

ND substitution: RL or RL/2 if <15% NDs.

Prediction Limit

Constituent: Zinc (mg/L) Analysis Run 3/11/2024 5:33 PM View: Appendix I - Intrawell

Plant McIntosh Client: Southern Company Data: McIntosh LF4 CCR

	GWC-12	GWC-12
8/25/2004	<0.005	
9/11/2004	0.01	
9/26/2004	<0.005	
10/13/2004	<0.005	
7/11/2005	<0.005	
12/7/2005	<0.005	
6/22/2006	0.0038	
11/28/2006	0.007	
7/6/2007	0.0025	
12/13/2007	0.0032	
6/20/2008	0.0044	
12/7/2008	0.0042	
7/10/2009	0.0025	
12/28/2009	0.0027	
6/22/2010	<0.005	
1/4/2011	0.0033	
7/9/2011	0.0043	
1/20/2012	0.0038	
7/11/2012	0.0035	
1/19/2013	0.0028	
7/18/2013	0.0028	
1/15/2014	0.0053	
7/11/2014	0.0034	
1/15/2015	0.003	
6/19/2015	0.0035	
1/16/2016	0.0023 (J)	
6/15/2016	0.0031 (J)	
1/12/2017	<0.005	
7/20/2017	<0.005	
1/11/2018	<0.005	
7/12/2018	<0.005	
1/30/2019	<0.005	
3/27/2019	<0.005	
9/11/2019	0.0066	
4/1/2020	<0.005	
9/16/2020	0.0033 (J)	
3/16/2021	<0.005	
8/18/2021	0.0081	
2/23/2022	<0.005	
8/3/2022	0.0071	
2/7/2023	<0.005	
8/2/2023	0.0036 (J)	
2/8/2024		0.004 (J)

ND substitution: RL or RL/2 if <15% NDs.

Prediction Limit

Constituent: Zinc (mg/L) Analysis Run 3/11/2024 5:33 PM View: Appendix I - Intrawell

Plant McIntosh Client: Southern Company Data: McIntosh LF4 CCR

	GWC-17	GWC-17
12/8/2015	0.0058	
12/14/2015	0.006	
12/28/2015	0.0058	
1/13/2016	0.0056	
1/26/2016	0.0046	
6/15/2016	0.0053 (J)	
1/11/2017	0.018 (J)	
7/19/2017	<0.02	
1/11/2018	<0.02	
7/11/2018	<0.02	
1/29/2019	0.0059 (J)	
3/27/2019	<0.02	
9/11/2019	0.013	
4/1/2020	0.005	
9/15/2020	0.0052	
3/16/2021	0.006	
8/19/2021	0.013	
2/22/2022	0.0046 (J)	
8/2/2022	0.0074	
2/8/2023	0.0061	
8/2/2023	0.012	
2/6/2024		0.005

ND substitution: RL or RL/2 if <15% NDs.

Prediction Limit

Constituent: Zinc (mg/L) Analysis Run 3/11/2024 5:33 PM View: Appendix I - Intrawell
Plant McIntosh Client: Southern Company Data: McIntosh LF4 CCR

	GWC-18	GWC-18
12/8/2015	0.0017 (J)	
12/14/2015	0.0028	
12/28/2015	0.0024 (J)	
1/14/2016	0.0036	
1/26/2016	0.0036	
6/16/2016	0.0052 (J)	
1/11/2017	0.025	
7/25/2017	<0.005	
1/12/2018	<0.005	
7/11/2018	<0.005	
1/30/2019	0.5 (o)	
3/27/2019	<0.005	
9/11/2019	0.0058	
4/1/2020	<0.005	
9/15/2020	0.0032 (J)	
3/17/2021	0.0032 (J)	
8/19/2021	0.015	
2/23/2022	<0.005	
8/2/2022	0.0058	
2/7/2023	0.0032 (J)	
8/2/2023	0.0044 (J)	
2/7/2024		<0.005

ND substitution: RL or RL/2 if <15% NDs.

Prediction Limit

Constituent: Zinc (mg/L) Analysis Run 3/11/2024 5:33 PM View: Appendix I - Intrawell

Plant McIntosh Client: Southern Company Data: McIntosh LF4 CCR

	GWC-19	GWC-19
12/8/2015	0.0035	
12/15/2015	0.0028	
12/28/2015	0.0023 (J)	
1/14/2016	0.012	
1/26/2016	0.0034	
6/16/2016	0.0026 (J)	
1/16/2017	<0.005	
7/25/2017	<0.005	
1/12/2018	<0.005	
7/11/2018	<0.005	
1/29/2019	0.0051 (J)	
3/27/2019	<0.005	
9/11/2019	0.0046 (J)	
4/1/2020	<0.005	
9/16/2020	0.004 (J)	
3/16/2021	<0.005	
8/19/2021	0.017	
2/23/2022	<0.005	
8/3/2022	0.0057	
2/8/2023	<0.005	
8/2/2023	0.0051	
2/7/2024		<0.005

ND substitution: RL or RL/2 if <15% NDs.

Prediction Limit

Constituent: Zinc (mg/L) Analysis Run 3/11/2024 5:33 PM View: Appendix I - Intrawell
Plant McIntosh Client: Southern Company Data: McIntosh LF4 CCR

	GWC-20	GWC-20
12/9/2015	0.0035	
12/14/2015	0.0056	
12/29/2015	0.0084	
1/14/2016	0.0048	
1/25/2016	0.0069	
6/16/2016	0.0048 (J)	
1/13/2017	<0.005	
7/25/2017	<0.005	
1/12/2018	<0.005	
7/11/2018	<0.005	
1/29/2019	<0.005	
3/27/2019	<0.005	
9/11/2019	0.0073	
4/1/2020	<0.005	
9/15/2020	0.0044 (J)	
3/16/2021	<0.005	
8/19/2021	<0.005	
2/22/2022	0.0034 (J)	
8/3/2022	0.0042 (J)	
2/8/2023	<0.005	
8/2/2023	0.004 (J)	
2/7/2024		<0.005

ND substitution: RL or RL/2 if <15% NDs.

Prediction Limit

Constituent: Zinc (mg/L) Analysis Run 3/11/2024 5:33 PM View: Appendix I - Intrawell
Plant McIntosh Client: Southern Company Data: McIntosh LF4 CCR

	GWC-21	GWC-21
12/9/2015	0.0016 (J)	
12/14/2015	0.0015 (J)	
12/29/2015	<0.005	
1/14/2016	0.0052	
1/25/2016	0.0017 (J)	
6/16/2016	0.0097 (J)	
1/12/2017	<0.005	
7/25/2017	<0.005	
1/11/2018	<0.005	
7/11/2018	<0.005	
1/30/2019	0.0025 (J)	
3/27/2019	<0.005	
9/11/2019	0.0063	
4/1/2020	0.0032 (J)	
9/15/2020	<0.005	
3/17/2021	<0.005	
8/19/2021	<0.005	
2/23/2022	0.004 (J)	
8/4/2022	0.016	
2/8/2023	<0.005	
8/3/2023	0.0047 (J)	
2/7/2024		<0.005

ND substitution: RL or RL/2 if <15% NDs.

Prediction Limit

Constituent: Zinc (mg/L) Analysis Run 3/11/2024 5:33 PM View: Appendix I - Intrawell
Plant McIntosh Client: Southern Company Data: McIntosh LF4 CCR

	GWC-23	GWC-23
6/16/2016	0.0098 (J)	
1/17/2017	<0.02	
7/25/2017	0.0069 (J)	
1/12/2018	<0.02	
7/12/2018	<0.02	
1/30/2019	0.0049 (J)	
3/27/2019	<0.02	
9/11/2019	0.0086	
4/1/2020	0.0033 (J)	
9/15/2020	0.004 (J)	
3/17/2021	0.0033 (J)	
8/19/2021	0.0081	
2/23/2022	0.017	
8/4/2022	0.016	
2/8/2023	0.0046 (J)	
8/3/2023	0.0049 (J)	
2/7/2024		0.0035 (J)

ND substitution: RL or RL/2 if <15% NDs.

Prediction Limit

Constituent: Zinc (mg/L) Analysis Run 3/11/2024 5:33 PM View: Appendix I - Intrawell

Plant McIntosh Client: Southern Company Data: McIntosh LF4 CCR

	GWC-9	GWC-9
8/25/2004	<0.005	
9/11/2004	<0.005	
9/26/2004	<0.005	
10/13/2004	<0.005	
7/11/2005	<0.005	
12/7/2005	<0.005	
6/22/2006	<0.005	
11/28/2006	0.0034	
7/6/2007	0.0049	
12/13/2007	<0.005	
6/20/2008	0.006	
12/7/2008	0.0043	
7/9/2009	<0.005	
12/29/2009	0.0061	
6/22/2010	<0.005	
1/5/2011	<0.005	
7/9/2011	0.0077	
1/21/2012	0.0032	
7/11/2012	<0.005	
1/19/2013	<0.005	
7/18/2013	<0.005	
1/15/2014	0.0036	
7/10/2014	0.0024 (J)	
1/16/2015	0.0055	
6/20/2015	<0.005	
1/14/2016	<0.005	
6/15/2016	0.0037 (J)	
1/13/2017	<0.005	
7/24/2017	<0.005	
1/12/2018	<0.005	
7/12/2018	<0.005	
1/30/2019	0.051	
3/27/2019	<0.005	
9/11/2019	0.0058	
4/1/2020	<0.005	
9/16/2020	0.0035 (J)	
3/17/2021	<0.005	
8/19/2021	<0.005	
2/23/2022	<0.005	
8/3/2022	0.005	
2/8/2023	<0.005	
8/2/2023	0.0032 (J)	
2/7/2024		<0.005

ND substitution: RL or RL/2 if <15% NDs.

FIGURE H.

Appendix III - Intrawell Prediction Limits - Significant Result

Plant McIntosh Client: Southern Company Data: McIntosh LF4 CCR Printed 3/11/2024, 5:24 PM

Constituent	Well	Upper Lim.	Lower Lim.	Date	Observ.	Sig.	Bg N	Bg Mean	Std. Dev.	%NDs	ND Adj.	Transform	Alpha	Method
Sulfate (mg/L)	**GWA-3**	**1.125**	**n/a**	**2/6/2024**	**1.2**	**Yes**	**22**	**0.4635**	**0.5166**	**45.45**	**Kaplan-Meier**	**x^4**	**0.0008358**	**Param Intra 1 of 2**

Appendix III - Intrawell Prediction Limits - All Results

Plant McIntosh Client: Southern Company Data: McIntosh LF4 CCR Printed 3/11/2024, 5:24 PM

Constituent	Well	Upper Lim.	Lower Lim.	Date	Observ.	Sig.	Bg N	Bg Mean	Std. Dev.	%NDs	ND Adj.	Transform	Alpha	Method
Sulfate (mg/L)	GWA-13	1.4	n/a	2/6/2024	0.87J	No	22	n/a	n/a	63.64	n/a	n/a	0.003707	NP Intra (NDs) 1 of 2
Sulfate (mg/L)	GWA-14	2.313	n/a	2/6/2024	0.81J	No	20	-0.1239	0.4296	40	Kaplan-Meier	ln(x)	0.0008358	Param Intra 1 of 2
Sulfate (mg/L)	GWA-15	1.2	n/a	2/6/2024	0.47J	No	22	n/a	n/a	59.09	n/a	n/a	0.003707	NP Intra (NDs) 1 of 2
Sulfate (mg/L)	GWA-16	1	n/a	2/6/2024	0.42J	No	22	n/a	n/a	68.18	n/a	n/a	0.003707	NP Intra (NDs) 1 of 2
Sulfate (mg/L)	GWA-2	1.7	n/a	2/6/2024	1.2	No	22	n/a	n/a	63.64	n/a	n/a	0.003707	NP Intra (NDs) 1 of 2
Sulfate (mg/L)	**GWA-3**	**1.125**	**n/a**	**2/6/2024**	**1.2**	**Yes**	**22**	**0.4635**	**0.5166**	**45.45**	**Kaplan-Meier**	**x^4**	**0.0008358**	**Param Intra 1 of 2**
Sulfate (mg/L)	GWA-4A	12.87	n/a	2/6/2024	2.1	No	22	6.173	3.033	0	None	No	0.0008358	Param Intra 1 of 2
Sulfate (mg/L)	GWA-5	1	n/a	2/6/2024	1ND	No	22	n/a	n/a	77.27	n/a	n/a	0.003707	NP Intra (NDs) 1 of 2
Sulfate (mg/L)	GWC-1	2.465	n/a	2/7/2024	0.96J	No	22	1.368	0.497	0	None	No	0.0008358	Param Intra 1 of 2
Sulfate (mg/L)	GWC-10	5.509	n/a	2/7/2024	2.4	No	22	3.192	1.049	0	None	No	0.0008358	Param Intra 1 of 2
Sulfate (mg/L)	GWC-11	6.527	n/a	2/7/2024	1.6	No	22	4.171	1.067	0	None	No	0.0008358	Param Intra 1 of 2
Sulfate (mg/L)	GWC-12	1.1	n/a	2/8/2024	0.4J	No	22	n/a	n/a	59.09	n/a	n/a	0.003707	NP Intra (NDs) 1 of 2
Sulfate (mg/L)	GWC-17	1.8	n/a	2/6/2024	1ND	No	21	n/a	n/a	61.9	n/a	n/a	0.003999	NP Intra (NDs) 1 of 2
Sulfate (mg/L)	GWC-18	6.542	n/a	2/7/2024	1.7	No	22	4.152	1.083	0	None	No	0.0008358	Param Intra 1 of 2
Sulfate (mg/L)	GWC-19	3.007	n/a	2/7/2024	1.8	No	22	2.01	0.4516	0	None	No	0.0008358	Param Intra 1 of 2
Sulfate (mg/L)	GWC-20	2.739	n/a	2/7/2024	0.5J	No	20	1.335	0.6265	10	None	No	0.0008358	Param Intra 1 of 2
Sulfate (mg/L)	GWC-21	1.684	n/a	2/7/2024	0.4J	No	22	0.9255	0.1685	22.73	Kaplan-Meier	sqrt(x)	0.0008358	Param Intra 1 of 2
Sulfate (mg/L)	GWC-23	3.525	n/a	2/7/2024	1.7	No	21	2.376	0.5166	0	None	No	0.0008358	Param Intra 1 of 2
Sulfate (mg/L)	GWC-9	4.1	n/a	2/7/2024	1ND	No	22	n/a	n/a	45.45	n/a	n/a	0.003707	NP Intra (normality) 1 of 2

Sanitas™ v.10.0.16 . UG
Hollow symbols indicate censored values.
Within Limit

Prediction Limit

Intrawell Non-parametric

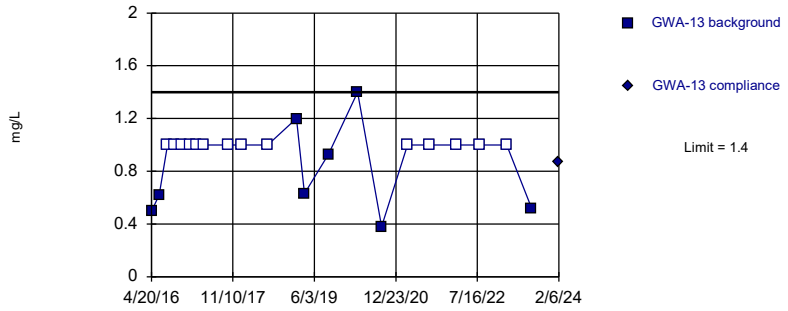

Non-parametric test used in lieu of parametric prediction limit because censored data exceeded 50%. Limit is highest of 22 background values. 63.64% NDs. Well-constituent pair annual alpha = 0.007401. Individual comparison alpha = 0.003707 (1 of 2).

Constituent: Sulfate Analysis Run 3/11/2024 5:22 PM View: Appendix III - Intrawell
Plant McIntosh Client: Southern Company Data: McIntosh LF4 CCR

Sanitas™ v.10.0.16 . UG
Hollow symbols indicate censored values.
Within Limit

Prediction Limit

Intrawell Parametric

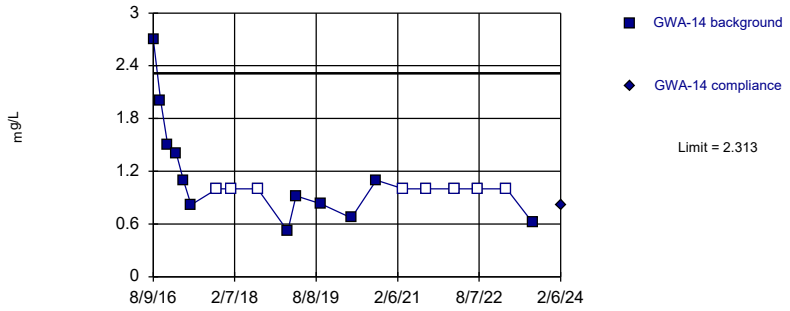

Background Data Summary (based on natural log transformation) (after Kaplan-Meier Adjustment): Mean=-0.1239, Std. Dev.=0.4296, n=20, 40% NDs. Normality test: Shapiro Wilk @alpha = 0.01, calculated = 0.9042, critical = 0.868. Kappa = 2.241 (c=7, w=9, 1 of 2, event alpha = 0.05132). Report alpha = 0.0008358.

Constituent: Sulfate Analysis Run 3/11/2024 5:22 PM View: Appendix III - Intrawell
Plant McIntosh Client: Southern Company Data: McIntosh LF4 CCR

Sanitas™ v.10.0.16 . UG
Hollow symbols indicate censored values.
Within Limit

Prediction Limit

Intrawell Non-parametric

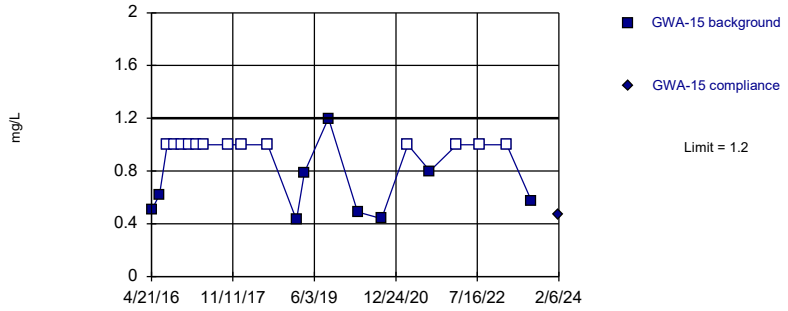

Non-parametric test used in lieu of parametric prediction limit because censored data exceeded 50%. Limit is highest of 22 background values. 59.09% NDs. Well-constituent pair annual alpha = 0.007401. Individual comparison alpha = 0.003707 (1 of 2).

Constituent: Sulfate Analysis Run 3/11/2024 5:22 PM View: Appendix III - Intrawell
Plant McIntosh Client: Southern Company Data: McIntosh LF4 CCR

Sanitas™ v.10.0.16 . UG
Hollow symbols indicate censored values.
Within Limit

Prediction Limit

Intrawell Non-parametric

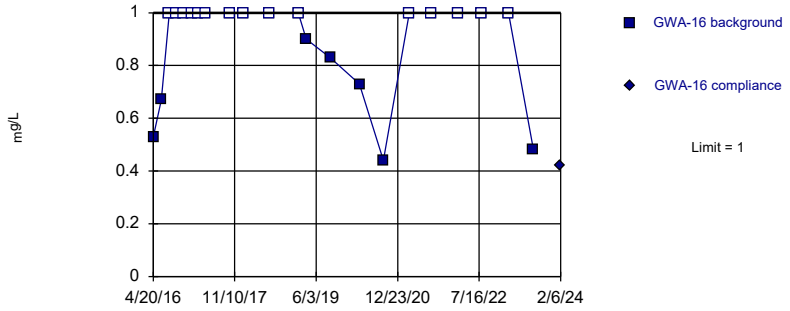

Non-parametric test used in lieu of parametric prediction limit because censored data exceeded 50%. Limit is highest of 22 background values. 68.18% NDs. Well-constituent pair annual alpha = 0.007401. Individual comparison alpha = 0.003707 (1 of 2).

Constituent: Sulfate Analysis Run 3/11/2024 5:22 PM View: Appendix III - Intrawell
Plant McIntosh Client: Southern Company Data: McIntosh LF4 CCR

Sanitas™ v.10.0.16 . UG
Hollow symbols indicate censored values.

Within Limit

Prediction Limit

Intrawell Non-parametric

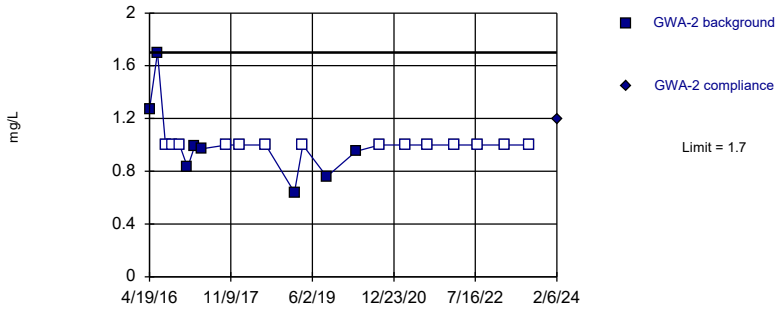

Non-parametric test used in lieu of parametric prediction limit because censored data exceeded 50%. Limit is highest of 22 background values. 63.64% NDs. Well-constituent pair annual alpha = 0.007401. Individual comparison alpha = 0.003707 (1 of 2).

Constituent: Sulfate Analysis Run 3/11/2024 5:22 PM View: Appendix III - Intrawell
Plant McIntosh Client: Southern Company Data: McIntosh LF4 CCR

Sanitas™ v.10.0.16 . UG
Hollow symbols indicate censored values.

Exceeds Limit

Prediction Limit

Intrawell Parametric

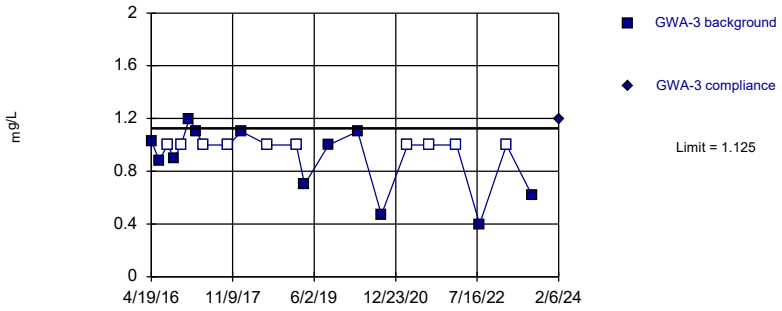

Background Data Summary (based on x^4 transformation) (after Kaplan-Meier Adjustment): Mean=0.4635, Std. Dev.=0.5166, n=22, 45.45% NDs. Normality test: Shapiro Wilk @alpha = 0.01, calculated = 0.8845, critical = 0.878. Kappa = 2.208 (c=7, w=9, 1 of 2, event alpha = 0.05132). Report alpha = 0.0008358.

Constituent: Sulfate Analysis Run 3/11/2024 5:22 PM View: Appendix III - Intrawell
Plant McIntosh Client: Southern Company Data: McIntosh LF4 CCR

Sanitas™ v.10.0.16 . UG

Within Limit

Prediction Limit

Intrawell Parametric

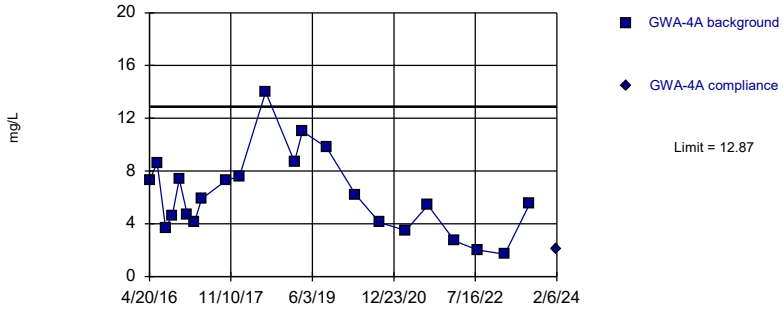

Background Data Summary: Mean=6.173, Std. Dev.=3.033, n=22. Normality test: Shapiro Wilk @alpha = 0.01, calculated = 0.9575, critical = 0.878. Kappa = 2.208 (c=7, w=9, 1 of 2, event alpha = 0.05132). Report alpha = 0.0008358.

Constituent: Sulfate Analysis Run 3/11/2024 5:22 PM View: Appendix III - Intrawell
Plant McIntosh Client: Southern Company Data: McIntosh LF4 CCR

Sanitas™ v.10.0.16 . UG
Hollow symbols indicate censored values.

Within Limit

Prediction Limit

Intrawell Non-parametric

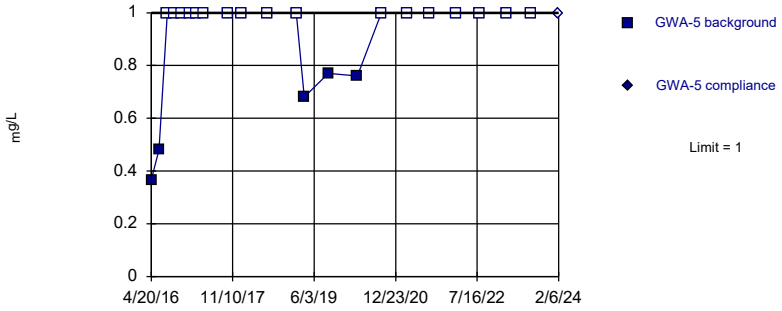

Non-parametric test used in lieu of parametric prediction limit because censored data exceeded 50%. Limit is highest of 22 background values. 77.27% NDs. Well-constituent pair annual alpha = 0.007401. Individual comparison alpha = 0.003707 (1 of 2).

Constituent: Sulfate Analysis Run 3/11/2024 5:23 PM View: Appendix III - Intrawell
Plant McIntosh Client: Southern Company Data: McIntosh LF4 CCR

Sanitas™ v.10.0.16 . UG

Within Limit

Prediction Limit

Intrawell Parametric

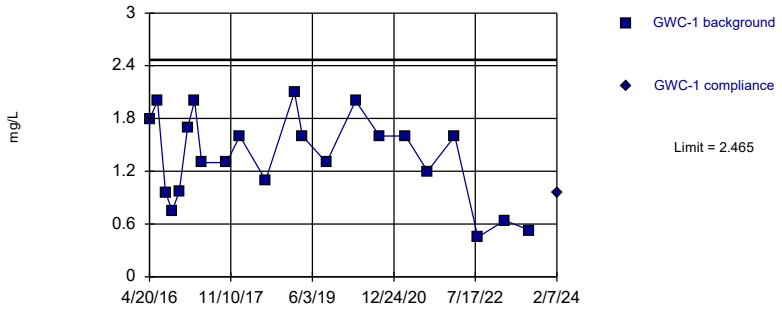

Background Data Summary: Mean=1.368, Std. Dev.=0.497, n=22. Normality test: Shapiro Wilk @alpha = 0.01, calculated = 0.9458, critical = 0.878. Kappa = 2.208 (c=7, w=9, 1 of 2, event alpha = 0.05132). Report alpha = 0.0008358.

Constituent: Sulfate Analysis Run 3/11/2024 5:23 PM View: Appendix III - Intrawell

Plant McIntosh Client: Southern Company Data: McIntosh LF4 CCR

Sanitas™ v.10.0.16 . UG

Within Limit

Prediction Limit

Intrawell Parametric

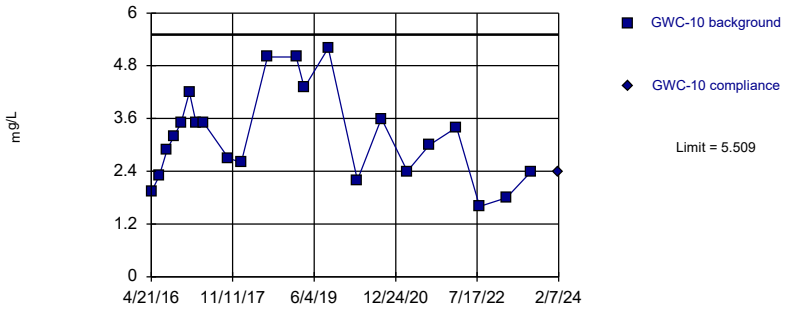

Background Data Summary: Mean=3.192, Std. Dev.=1.049, n=22. Normality test: Shapiro Wilk @alpha = 0.01, calculated = 0.9486, critical = 0.878. Kappa = 2.208 (c=7, w=9, 1 of 2, event alpha = 0.05132). Report alpha = 0.0008358.

Constituent: Sulfate Analysis Run 3/11/2024 5:23 PM View: Appendix III - Intrawell

Plant McIntosh Client: Southern Company Data: McIntosh LF4 CCR

Sanitas™ v.10.0.16 . UG

Within Limit

Prediction Limit

Intrawell Parametric

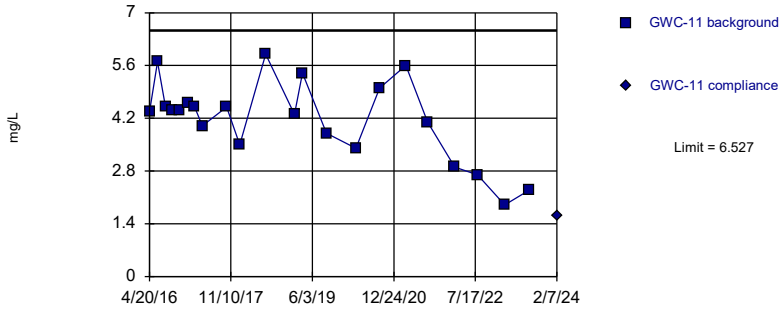

Background Data Summary: Mean=4.171, Std. Dev.=1.067, n=22. Normality test: Shapiro Wilk @alpha = 0.01, calculated = 0.957, critical = 0.878. Kappa = 2.208 (c=7, w=9, 1 of 2, event alpha = 0.05132). Report alpha = 0.0008358.

Constituent: Sulfate Analysis Run 3/11/2024 5:23 PM View: Appendix III - Intrawell

Plant McIntosh Client: Southern Company Data: McIntosh LF4 CCR

Sanitas™ v.10.0.16 . UG

Hollow symbols indicate censored values.

Within Limit

Prediction Limit

Intrawell Non-parametric

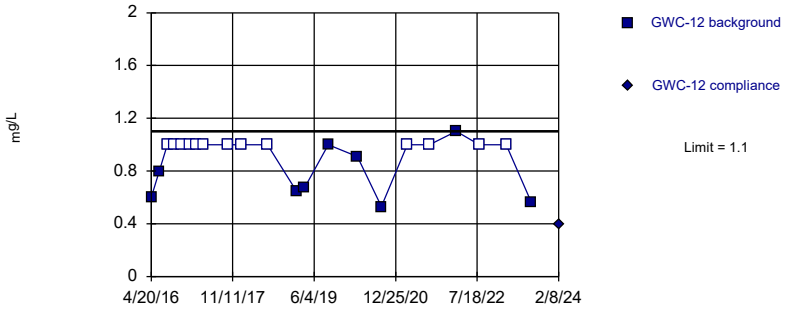

Non-parametric test used in lieu of parametric prediction limit because censored data exceeded 50%. Limit is highest of 22 background values. 59.09% NDs. Well-constituent pair annual alpha = 0.007401. Individual comparison alpha = 0.003707 (1 of 2).

Constituent: Sulfate Analysis Run 3/11/2024 5:23 PM View: Appendix III - Intrawell

Plant McIntosh Client: Southern Company Data: McIntosh LF4 CCR

Sanitas™ v.10.0.16 . UG
Hollow symbols indicate censored values.

Within Limit

Prediction Limit

Intrawell Non-parametric

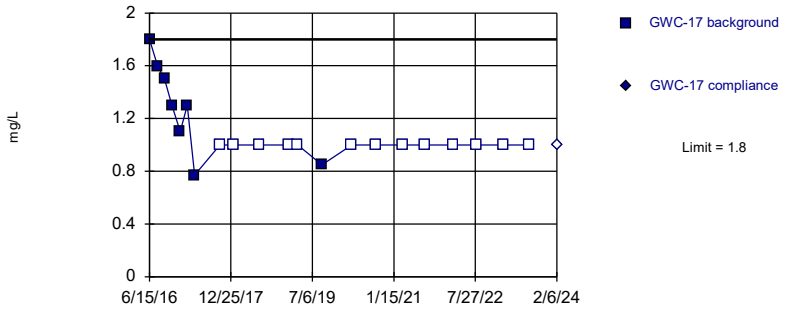

Non-parametric test used in lieu of parametric prediction limit because censored data exceeded 50%. Limit is highest of 21 background values. 61.9% NDs. Well-constituent pair annual alpha = 0.007982. Individual comparison alpha = 0.003999 (1 of 2).

Constituent: Sulfate Analysis Run 3/11/2024 5:23 PM View: Appendix III - Intrawell
Plant McIntosh Client: Southern Company Data: McIntosh LF4 CCR

Sanitas™ v.10.0.16 . UG

Within Limit

Prediction Limit

Intrawell Parametric

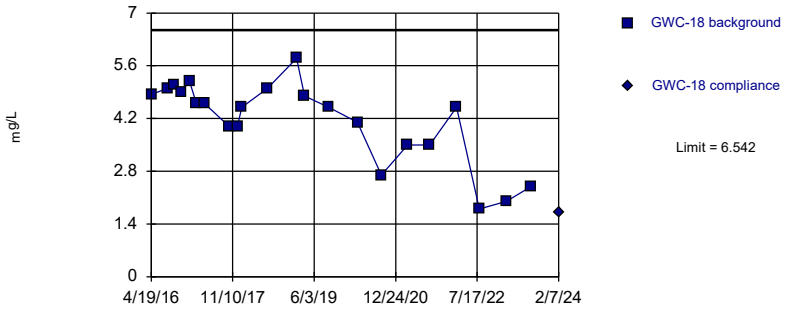

Background Data Summary: Mean=4.152, Std. Dev.=1.083, n=22. Normality test: Shapiro Wilk @alpha = 0.01, calculated = 0.897, critical = 0.878. Kappa = 2.208 (c=7, w=9, 1 of 2, event alpha = 0.05132). Report alpha = 0.0008358.

Constituent: Sulfate Analysis Run 3/11/2024 5:23 PM View: Appendix III - Intrawell
Plant McIntosh Client: Southern Company Data: McIntosh LF4 CCR

Sanitas™ v.10.0.16 . UG

Within Limit

Prediction Limit

Intrawell Parametric

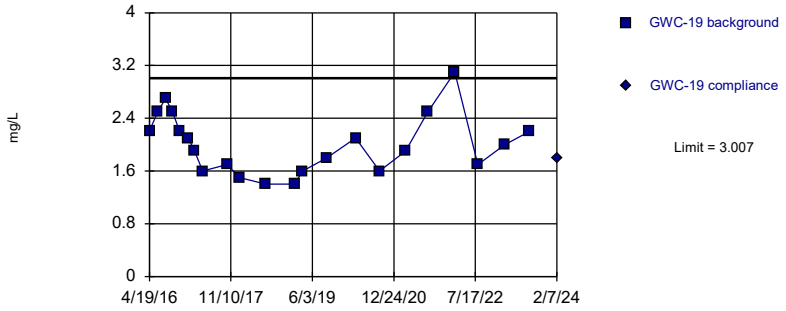

Background Data Summary: Mean=2.01, Std. Dev.=0.4516, n=22. Normality test: Shapiro Wilk @alpha = 0.01, calculated = 0.948, critical = 0.878. Kappa = 2.208 (c=7, w=9, 1 of 2, event alpha = 0.05132). Report alpha = 0.0008358.

Constituent: Sulfate Analysis Run 3/11/2024 5:23 PM View: Appendix III - Intrawell
Plant McIntosh Client: Southern Company Data: McIntosh LF4 CCR

Sanitas™ v.10.0.16 . UG
Hollow symbols indicate censored values.

Within Limit

Prediction Limit

Intrawell Parametric

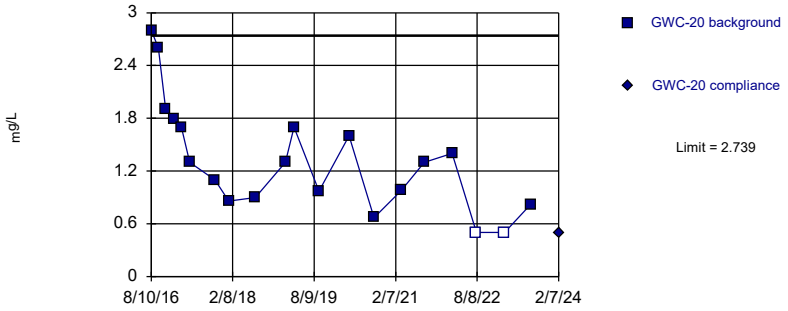

Background Data Summary: Mean=1.335, Std. Dev.=0.6265, n=20, 10% NDs. Normality test: Shapiro Wilk @alpha = 0.01, calculated = 0.9299, critical = 0.868. Kappa = 2.241 (c=7, w=9, 1 of 2, event alpha = 0.05132). Report alpha = 0.0008358.

Constituent: Sulfate Analysis Run 3/11/2024 5:23 PM View: Appendix III - Intrawell
Plant McIntosh Client: Southern Company Data: McIntosh LF4 CCR

Sanitas™ v.10.0.16 . UG
Hollow symbols indicate censored values.
Within Limit

Prediction Limit

Intrawell Parametric

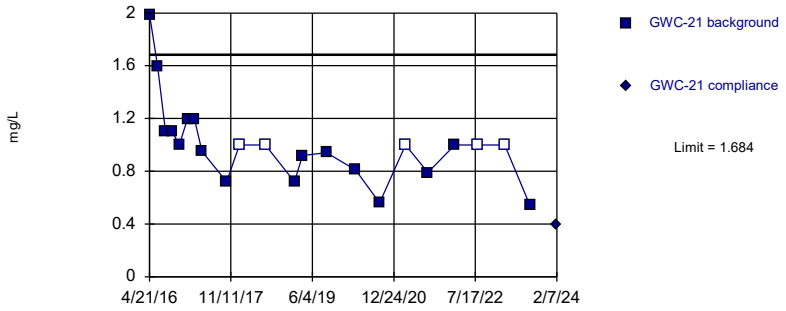

Background Data Summary (based on square root transformation) (after Kaplan-Meier Adjustment): Mean=0.9255, Std. Dev.=0.1685, n=22, 22.73% NDs. Normality test: Shapiro Wilk @alpha = 0.01, calculated = 0.9015, critical = 0.878. Kappa = 2.208 (c=7, w=9, 1 of 2, event alpha = 0.05132). Report alpha = 0.0008358.

Constituent: Sulfate Analysis Run 3/11/2024 5:23 PM View: Appendix III - Intrawell
Plant McIntosh Client: Southern Company Data: McIntosh LF4 CCR

Sanitas™ v.10.0.16 . UG
Within Limit

Prediction Limit

Intrawell Parametric

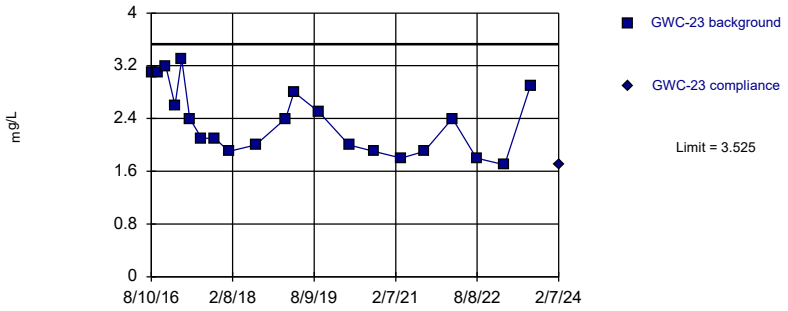

Background Data Summary: Mean=2.376, Std. Dev.=0.5166, n=21. Normality test: Shapiro Wilk @alpha = 0.01, calculated = 0.9127, critical = 0.873. Kappa = 2.224 (c=7, w=9, 1 of 2, event alpha = 0.05132). Report alpha = 0.0008358.

Constituent: Sulfate Analysis Run 3/11/2024 5:23 PM View: Appendix III - Intrawell
Plant McIntosh Client: Southern Company Data: McIntosh LF4 CCR

Sanitas™ v.10.0.16 . UG
Hollow symbols indicate censored values.
Within Limit

Prediction Limit

Intrawell Non-parametric

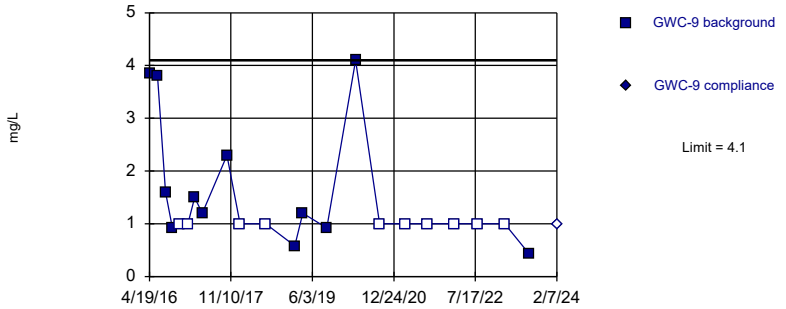

Non-parametric test used in lieu of parametric prediction limit because the Shapiro Wilk normality test showed the data to be non-normal at the 0.01 alpha level. Limit is highest of 22 background values. 45.45% NDs. Well-constituent pair annual alpha = 0.007401. Individual comparison alpha = 0.003707 (1 of 2).

Constituent: Sulfate Analysis Run 3/11/2024 5:23 PM View: Appendix III - Intrawell
Plant McIntosh Client: Southern Company Data: McIntosh LF4 CCR

Prediction Limit

Constituent: Sulfate (mg/L) Analysis Run 3/11/2024 5:24 PM View: Appendix III - Intrawell

Plant McIntosh Client: Southern Company Data: McIntosh LF4 CCR

	GWA-13	GWA-13
4/20/2016	0.496 (J)	
6/14/2016	0.62 (J)	
8/9/2016	<1	
9/27/2016	<1	
11/15/2016	<1	
1/12/2017	<1	
2/28/2017	<1	
4/20/2017	<1	
10/11/2017	<1	
1/10/2018	<1	
7/11/2018	<1	
1/29/2019	1.2	
3/26/2019	0.63	
9/10/2019	0.93 (J)	
3/31/2020	1.4	
9/15/2020	0.38 (J)	
3/16/2021	<1	
8/18/2021	<1	
2/22/2022	<1	
8/2/2022	<1	
2/6/2023	<1	
8/1/2023	0.52 (J)	
2/6/2024		0.87 (J)

ND substitution: RL or RL/2 if <15% NDs.

Prediction Limit

Constituent: Sulfate (mg/L) Analysis Run 3/11/2024 5:24 PM View: Appendix III - Intrawell

Plant McIntosh Client: Southern Company Data: McIntosh LF4 CCR

	GWA-14	GWA-14
4/20/2016	5.85 (o)	
6/14/2016	4.6 (o)	
8/9/2016	2.7	
9/27/2016	2	
11/15/2016	1.5	
1/11/2017	1.4	
2/28/2017	1.1	
4/20/2017	0.82 (J)	
10/11/2017	<1	
1/11/2018	<1	
7/11/2018	<1	
1/29/2019	0.52 (J)	
3/26/2019	0.92	
9/10/2019	0.83 (J)	
4/1/2020	0.67 (J)	
9/15/2020	1.1	
3/16/2021	<1	
8/17/2021	<1	
2/22/2022	<1	
8/2/2022	<1	
2/7/2023	<1	
8/2/2023	0.62 (J)	
2/6/2024		0.81 (J)

ND substitution: RL or RL/2 if <15% NDs.

Prediction Limit

Constituent: Sulfate (mg/L) Analysis Run 3/11/2024 5:24 PM View: Appendix III - Intrawell

Plant McIntosh Client: Southern Company Data: McIntosh LF4 CCR

	GWA-15	GWA-15
4/21/2016	0.503 (J)	
6/15/2016	0.62 (J)	
8/9/2016	<1	
9/27/2016	<1	
11/15/2016	<1	
1/11/2017	<1	
2/28/2017	<1	
4/20/2017	<1	
10/11/2017	<1	
1/11/2018	<1	
7/11/2018	<1	
1/29/2019	0.43 (J)	
3/26/2019	0.79	
9/11/2019	1.2	
4/1/2020	0.49 (J)	
9/15/2020	0.44 (J)	
3/17/2021	<1	
8/19/2021	0.8 (J)	
2/22/2022	<1	
8/2/2022	<1	
2/7/2023	<1	
8/1/2023	0.57 (J)	
2/6/2024		0.47 (J)

ND substitution: RL or RL/2 if <15% NDs.

Prediction Limit

Constituent: Sulfate (mg/L) Analysis Run 3/11/2024 5:24 PM View: Appendix III - Intrawell

Plant McIntosh Client: Southern Company Data: McIntosh LF4 CCR

	GWA-16	GWA-16
4/20/2016	0.53 (J)	
6/15/2016	0.67 (J)	
8/9/2016	<1	
9/27/2016	<1	
11/15/2016	<1	
1/11/2017	<1	
3/1/2017	<1	
4/20/2017	<1	
10/11/2017	<1	
1/11/2018	<1	
7/11/2018	<1	
1/29/2019	<1	
3/26/2019	0.9	
9/10/2019	0.83 (J)	
4/1/2020	0.73 (J)	
9/15/2020	0.44 (J)	
3/16/2021	<1	
8/17/2021	<1	
2/22/2022	<1	
8/2/2022	<1	
2/7/2023	<1	
8/1/2023	0.48 (J)	
2/6/2024		0.42 (J)

ND substitution: RL or RL/2 if <15% NDs.

Prediction Limit

Constituent: Sulfate (mg/L) Analysis Run 3/11/2024 5:24 PM View: Appendix III - Intrawell

Plant McIntosh Client: Southern Company Data: McIntosh LF4 CCR

	GWA-2	GWA-2
4/19/2016	1.27	
6/14/2016	1.7	
8/9/2016	<1	
9/26/2016	<1	
11/15/2016	<1	
1/10/2017	0.83 (J)	
2/28/2017	0.99 (J)	
4/19/2017	0.97 (J)	
10/10/2017	<1	
1/10/2018	<1	
7/11/2018	<1	
1/29/2019	0.64 (J)	
3/27/2019	<1	
9/11/2019	0.76 (J)	
4/1/2020	0.95 (J)	
9/15/2020	<1	
3/16/2021	<1	
8/17/2021	<1	
2/22/2022	<1	
8/2/2022	<1	
2/7/2023	<1	
8/1/2023	<1	
2/6/2024		1.2

ND substitution: RL or RL/2 if <15% NDs.

Prediction Limit

Constituent: Sulfate (mg/L) Analysis Run 3/11/2024 5:24 PM View: Appendix III - Intrawell

Plant McIntosh Client: Southern Company Data: McIntosh LF4 CCR

	GWA-3	GWA-3
4/19/2016	1.03	
6/14/2016	0.88 (J)	
8/9/2016	<1	
9/27/2016	0.9 (J)	
11/14/2016	<1	
1/10/2017	1.2	
2/28/2017	1.1	
4/19/2017	<1	
10/11/2017	<1	
1/10/2018	1.1	
7/11/2018	<1	
1/29/2019	<1	
3/27/2019	0.7	
9/11/2019	1	
4/1/2020	1.1	
9/15/2020	0.47 (J)	
3/16/2021	<1	
8/17/2021	<1	
2/22/2022	<1	
8/2/2022	0.4 (J)	
2/7/2023	<1	
8/2/2023	0.62 (J)	
2/6/2024		1.2

ND substitution: RL or RL/2 if <15% NDs.

Prediction Limit

Constituent: Sulfate (mg/L) Analysis Run 3/11/2024 5:24 PM View: Appendix III - Intrawell

Plant McIntosh Client: Southern Company Data: McIntosh LF4 CCR

	GWA-4A	GWA-4A
4/20/2016	7.31	
6/14/2016	8.6	
8/11/2016	3.7	
9/27/2016	4.6	
11/14/2016	7.4	
1/10/2017	4.7	
2/28/2017	4.1	
4/20/2017	5.9	
10/10/2017	7.3	
1/10/2018	7.6	
7/11/2018	14	
1/29/2019	8.7	
3/26/2019	11	
9/10/2019	9.8	
3/31/2020	6.2	
9/16/2020	4.1	
3/17/2021	3.5	
8/19/2021	5.4	
2/23/2022	2.7	
8/3/2022	2	
2/7/2023	1.7	
8/1/2023	5.5	
2/6/2024		2.1

Prediction Limit

Constituent: Sulfate (mg/L) Analysis Run 3/11/2024 5:24 PM View: Appendix III - Intrawell

Plant McIntosh Client: Southern Company Data: McIntosh LF4 CCR

	GWA-5	GWA-5
4/20/2016	0.367 (J)	
6/14/2016	0.48 (J)	
8/9/2016	<1	
9/27/2016	<1	
11/15/2016	<1	
1/11/2017	<1	
2/28/2017	<1	
4/20/2017	<1	
10/11/2017	<1	
1/10/2018	<1	
7/11/2018	<1	
1/29/2019	<1	
3/26/2019	0.68	
9/10/2019	0.77 (J)	
3/31/2020	0.76 (J)	
9/15/2020	<1	
3/17/2021	<1	
8/19/2021	<1	
2/22/2022	<1	
8/2/2022	<1	
2/7/2023	<1	
8/1/2023	<1	
2/6/2024		<1

ND substitution: RL or RL/2 if <15% NDs.

Prediction Limit

Constituent: Sulfate (mg/L) Analysis Run 3/11/2024 5:24 PM View: Appendix III - Intrawell

Plant McIntosh Client: Southern Company Data: McIntosh LF4 CCR

	GWC-1	GWC-1
4/20/2016	1.79	
6/15/2016	2	
8/10/2016	0.96 (J)	
9/27/2016	0.75 (J)	
11/15/2016	0.97 (J)	
1/12/2017	1.7	
3/1/2017	2	
4/20/2017	1.3	
10/11/2017	1.3	
1/11/2018	1.6	
7/12/2018	1.1	
1/30/2019	2.1	
3/27/2019	1.6	
9/11/2019	1.3	
4/1/2020	2	
9/15/2020	1.6	
3/16/2021	1.6	
8/18/2021	1.2	
2/23/2022	1.6	
8/3/2022	0.45 (J)	
2/7/2023	0.64 (J)	
8/2/2023	0.53 (J)	
2/7/2024		0.96 (J)

Prediction Limit

Constituent: Sulfate (mg/L) Analysis Run 3/11/2024 5:24 PM View: Appendix III - Intrawell

Plant McIntosh Client: Southern Company Data: McIntosh LF4 CCR

	GWC-10	GWC-10
4/21/2016	1.93	
6/16/2016	2.3	
8/10/2016	2.9	
9/27/2016	3.2	
11/15/2016	3.5	
1/12/2017	4.2	
3/1/2017	3.5	
4/24/2017	3.5	
10/12/2017	2.7	
1/11/2018	2.6	
7/12/2018	5	
1/30/2019	5	
3/27/2019	4.3	
9/11/2019	5.2	
4/1/2020	2.2	
9/15/2020	3.6	
3/16/2021	2.4	
8/18/2021	3	
2/23/2022	3.4	
8/3/2022	1.6	
2/8/2023	1.8	
8/2/2023	2.4	
2/7/2024		2.4

Prediction Limit

Constituent: Sulfate (mg/L) Analysis Run 3/11/2024 5:24 PM View: Appendix III - Intrawell

Plant McIntosh Client: Southern Company Data: McIntosh LF4 CCR

	GWC-11	GWC-11
4/20/2016	4.37	
6/15/2016	5.7	
8/10/2016	4.5	
9/27/2016	4.4	
11/15/2016	4.4	
1/12/2017	4.6	
3/1/2017	4.5	
4/24/2017	4	
10/11/2017	4.5	
1/11/2018	3.5	
7/12/2018	5.9	
1/30/2019	4.3	
3/27/2019	5.4	
9/11/2019	3.8	
4/2/2020	3.4	
9/15/2020	5	
3/17/2021	5.6	
8/18/2021	4.1	
2/23/2022	2.9	
8/2/2022	2.7	
2/8/2023	1.9	
8/2/2023	2.3	
2/7/2024		1.6

Prediction Limit

Constituent: Sulfate (mg/L) Analysis Run 3/11/2024 5:24 PM View: Appendix III - Intrawell

Plant McIntosh Client: Southern Company Data: McIntosh LF4 CCR

	GWC-12	GWC-12
4/20/2016	0.601 (J)	
6/15/2016	0.8 (J)	
8/10/2016	<1	
9/27/2016	<1	
11/15/2016	<1	
1/12/2017	<1	
3/1/2017	<1	
4/20/2017	<1	
10/12/2017	<1	
1/11/2018	<1	
7/12/2018	<1	
1/30/2019	0.65 (J)	
3/27/2019	0.67	
9/11/2019	1	
4/1/2020	0.91 (J)	
9/16/2020	0.53 (J)	
3/16/2021	<1	
8/18/2021	<1	
2/23/2022	1.1	
8/3/2022	<1	
2/7/2023	<1	
8/2/2023	0.56 (J)	
2/8/2024		0.4 (J)

ND substitution: RL or RL/2 if <15% NDs.

Prediction Limit

Constituent: Sulfate (mg/L) Analysis Run 3/11/2024 5:24 PM View: Appendix III - Intrawell

Plant McIntosh Client: Southern Company Data: McIntosh LF4 CCR

	GWC-17	GWC-17
4/20/2016	2.93	
6/15/2016	1.8	
8/9/2016	1.6	
9/27/2016	1.5	
11/15/2016	1.3	
1/11/2017	1.1	
3/1/2017	1.3	
4/20/2017	0.77 (J)	
10/11/2017	<1	
1/11/2018	<1	
7/11/2018	<1	
1/29/2019	<1	
3/27/2019	<1	
9/11/2019	0.85 (J)	
4/1/2020	<1	
9/15/2020	<1	
3/16/2021	<1	
8/19/2021	<1	
2/22/2022	<1	
8/2/2022	<1	
2/8/2023	<1	
8/2/2023	<1	
2/6/2024		<1

ND substitution: RL or RL/2 if <15% NDs.

Prediction Limit

Constituent: Sulfate (mg/L) Analysis Run 3/11/2024 5:24 PM View: Appendix III - Intrawell

Plant McIntosh Client: Southern Company Data: McIntosh LF4 CCR

	GWC-18	GWC-18
4/19/2016	4.84	
6/16/2016	9 (O)	
8/11/2016	5	
9/28/2016	5.1	
11/16/2016	4.9	
1/11/2017	5.2	
3/1/2017	4.6	
4/25/2017	4.6	
10/12/2017	4	
12/13/2017	4	
1/12/2018	4.5	
7/11/2018	5	
1/30/2019	5.8	
3/27/2019	4.8	
9/11/2019	4.5	
4/1/2020	4.1	
9/15/2020	2.7	
3/17/2021	3.5	
8/19/2021	3.5	
2/23/2022	4.5	
8/2/2022	1.8	
2/7/2023	2	
8/2/2023	2.4	
2/7/2024		1.7

Prediction Limit

Constituent: Sulfate (mg/L) Analysis Run 3/11/2024 5:24 PM View: Appendix III - Intrawell

Plant McIntosh Client: Southern Company Data: McIntosh LF4 CCR

	GWC-19	GWC-19
4/19/2016	2.21	
6/16/2016	2.5	
8/10/2016	2.7	
9/28/2016	2.5	
11/15/2016	2.2	
1/16/2017	2.1	
3/1/2017	1.9	
4/25/2017	1.6	
10/12/2017	1.7	
1/12/2018	1.5	
7/11/2018	1.4	
1/29/2019	1.4	
3/27/2019	1.6	
9/11/2019	1.8	
4/1/2020	2.1	
9/16/2020	1.6	
3/16/2021	1.9	
8/19/2021	2.5	
2/23/2022	3.1	
8/3/2022	1.7	
2/8/2023	2	
8/2/2023	2.2	
2/7/2024		1.8

Prediction Limit

Constituent: Sulfate (mg/L) Analysis Run 3/11/2024 5:24 PM View: Appendix III - Intrawell

Plant McIntosh Client: Southern Company Data: McIntosh LF4 CCR

	GWC-20	GWC-20
4/21/2016	5.25	
6/16/2016	3.9	
8/10/2016	2.8	
9/27/2016	2.6	
11/15/2016	1.9	
1/13/2017	1.8	
3/1/2017	1.7	
4/25/2017	1.3	
10/12/2017	1.1	
1/12/2018	0.86 (J)	
7/11/2018	0.9 (J)	
1/29/2019	1.3	
3/27/2019	1.7	
9/11/2019	0.97 (J)	
4/1/2020	1.6	
9/15/2020	0.67 (J)	
3/16/2021	0.98 (J)	
8/19/2021	1.3	
2/22/2022	1.4	
8/3/2022	<1	
2/8/2023	<1	
8/2/2023	0.82 (J)	
2/7/2024		0.5 (J)

ND substitution: RL or RL/2 if <15% NDs.

Prediction Limit

Constituent: Sulfate (mg/L) Analysis Run 3/11/2024 5:24 PM View: Appendix III - Intrawell

Plant McIntosh Client: Southern Company Data: McIntosh LF4 CCR

	GWC-21	GWC-21
4/21/2016	1.99	
6/16/2016	1.6	
8/10/2016	1.1	
9/27/2016	1.1	
11/15/2016	1	
1/12/2017	1.2	
3/1/2017	1.2	
4/24/2017	0.95 (J)	
10/12/2017	0.72 (J)	
1/11/2018	<1	
7/11/2018	<1	
1/30/2019	0.72 (J)	
3/27/2019	0.92	
9/11/2019	0.94 (J)	
4/1/2020	0.81 (J)	
9/15/2020	0.56 (J)	
3/17/2021	<1	
8/19/2021	0.79 (J)	
2/23/2022	1	
8/4/2022	<1	
2/8/2023	<1	
8/3/2023	0.54 (J)	
2/7/2024		0.4 (J)

ND substitution: RL or RL/2 if <15% NDs.

Prediction Limit

Constituent: Sulfate (mg/L) Analysis Run 3/11/2024 5:24 PM View: Appendix III - Intrawell

Plant McIntosh Client: Southern Company Data: McIntosh LF4 CCR

	GWC-23	GWC-23
6/16/2016	9.2 (o)	
8/10/2016	3.1	
9/28/2016	3.1	
11/16/2016	3.2	
1/17/2017	2.6	
3/2/2017	3.3	
4/25/2017	2.4	
7/13/2017	2.1	
10/12/2017	2.1	
1/12/2018	1.9	
7/12/2018	2	
1/30/2019	2.4	
3/27/2019	2.8	
9/11/2019	2.5	
4/1/2020	2	
9/15/2020	1.9	
3/17/2021	1.8	
8/19/2021	1.9	
2/23/2022	2.4	
8/4/2022	1.8	
2/8/2023	1.7	
8/3/2023	2.9	
2/7/2024		1.7

Prediction Limit

Constituent: Sulfate (mg/L) Analysis Run 3/11/2024 5:24 PM View: Appendix III - Intrawell

Plant McIntosh Client: Southern Company Data: McIntosh LF4 CCR

	GWC-9	GWC-9
4/19/2016	3.84	
6/15/2016	3.8	
8/10/2016	1.6	
9/27/2016	0.91 (J)	
11/15/2016	<1	
1/13/2017	<1	
3/1/2017	1.5	
4/24/2017	1.2	
10/12/2017	2.3	
1/12/2018	<1	
7/12/2018	<1	
1/30/2019	0.58 (J)	
3/27/2019	1.2	
9/11/2019	0.92 (J)	
4/1/2020	4.1	
9/16/2020	<1	
3/17/2021	<1	
8/19/2021	<1	
2/23/2022	<1	
8/3/2022	<1	
2/8/2023	<1	
8/2/2023	0.42 (J)	
2/7/2024		<1

ND substitution: RL or RL/2 if <15% NDs.

FIGURE I.

Appendix III - Interwell Prediction Limits - All Results (No Significant)

Plant McIntosh Client: Southern Company Data: McIntosh LF4 CCR Printed 3/11/2024, 5:18 PM

Constituent	Well	Upper Lim.	Lower Lim.	Date	Observ.	Sig.	Bg N	Bg Mean	Std. Dev.	%NDs	ND Adj.	Transform	Alpha	Method
Boron (mg/L)	GWC-1	0.11	n/a	2/7/2024	0.08ND	No	230	n/a	n/a	85.65	n/a	n/a	0.00004916	NP Inter (NDs) 1 of 2
Boron (mg/L)	GWC-10	0.11	n/a	2/7/2024	0.034J	No	230	n/a	n/a	85.65	n/a	n/a	0.00004916	NP Inter (NDs) 1 of 2
Boron (mg/L)	GWC-11	0.11	n/a	2/7/2024	0.08ND	No	230	n/a	n/a	85.65	n/a	n/a	0.00004916	NP Inter (NDs) 1 of 2
Boron (mg/L)	GWC-12	0.11	n/a	2/8/2024	0.08ND	No	230	n/a	n/a	85.65	n/a	n/a	0.00004916	NP Inter (NDs) 1 of 2
Boron (mg/L)	GWC-19	0.11	n/a	2/7/2024	0.08ND	No	230	n/a	n/a	85.65	n/a	n/a	0.00004916	NP Inter (NDs) 1 of 2
Boron (mg/L)	GWC-20	0.11	n/a	2/7/2024	0.08ND	No	230	n/a	n/a	85.65	n/a	n/a	0.00004916	NP Inter (NDs) 1 of 2
Boron (mg/L)	GWC-21	0.11	n/a	2/7/2024	0.024J	No	230	n/a	n/a	85.65	n/a	n/a	0.00004916	NP Inter (NDs) 1 of 2
Boron (mg/L)	GWC-23	0.11	n/a	2/7/2024	0.08ND	No	230	n/a	n/a	85.65	n/a	n/a	0.00004916	NP Inter (NDs) 1 of 2
Boron (mg/L)	GWC-9	0.11	n/a	2/7/2024	0.029J	No	230	n/a	n/a	85.65	n/a	n/a	0.00004916	NP Inter (NDs) 1 of 2
Calcium (mg/L)	GWC-1	33.2	n/a	2/7/2024	1.2	No	231	n/a	n/a	0	n/a	n/a	0.00004916	NP Inter (normality) 1 of 2
Calcium (mg/L)	GWC-10	33.2	n/a	2/7/2024	22	No	231	n/a	n/a	0	n/a	n/a	0.00004916	NP Inter (normality) 1 of 2
Calcium (mg/L)	GWC-11	33.2	n/a	2/7/2024	9.6	No	231	n/a	n/a	0	n/a	n/a	0.00004916	NP Inter (normality) 1 of 2
Calcium (mg/L)	GWC-12	33.2	n/a	2/8/2024	0.73	No	231	n/a	n/a	0	n/a	n/a	0.00004916	NP Inter (normality) 1 of 2
Calcium (mg/L)	GWC-19	33.2	n/a	2/7/2024	6.1	No	231	n/a	n/a	0	n/a	n/a	0.00004916	NP Inter (normality) 1 of 2
Calcium (mg/L)	GWC-20	33.2	n/a	2/7/2024	1.4	No	231	n/a	n/a	0	n/a	n/a	0.00004916	NP Inter (normality) 1 of 2
Calcium (mg/L)	GWC-21	33.2	n/a	2/7/2024	1	No	231	n/a	n/a	0	n/a	n/a	0.00004916	NP Inter (normality) 1 of 2
Calcium (mg/L)	GWC-23	33.2	n/a	2/7/2024	1.6	No	231	n/a	n/a	0	n/a	n/a	0.00004916	NP Inter (normality) 1 of 2
Calcium (mg/L)	GWC-9	33.2	n/a	2/7/2024	3.3	No	231	n/a	n/a	0	n/a	n/a	0.00004916	NP Inter (normality) 1 of 2
Chloride (mg/L)	GWC-1	9.4	n/a	2/7/2024	4.1	No	229	n/a	n/a	0	n/a	n/a	0.00004916	NP Inter (normality) 1 of 2
Chloride (mg/L)	GWC-10	9.4	n/a	2/7/2024	5.2	No	229	n/a	n/a	0	n/a	n/a	0.00004916	NP Inter (normality) 1 of 2
Chloride (mg/L)	GWC-11	9.4	n/a	2/7/2024	4.6	No	229	n/a	n/a	0	n/a	n/a	0.00004916	NP Inter (normality) 1 of 2
Chloride (mg/L)	GWC-12	9.4	n/a	2/8/2024	3.6	No	229	n/a	n/a	0	n/a	n/a	0.00004916	NP Inter (normality) 1 of 2
Chloride (mg/L)	GWC-19	9.4	n/a	2/7/2024	5.1	No	229	n/a	n/a	0	n/a	n/a	0.00004916	NP Inter (normality) 1 of 2
Chloride (mg/L)	GWC-20	9.4	n/a	2/7/2024	7.3	No	229	n/a	n/a	0	n/a	n/a	0.00004916	NP Inter (normality) 1 of 2
Chloride (mg/L)	GWC-21	9.4	n/a	2/7/2024	5.9	No	229	n/a	n/a	0	n/a	n/a	0.00004916	NP Inter (normality) 1 of 2
Chloride (mg/L)	GWC-23	9.4	n/a	2/7/2024	4.9	No	229	n/a	n/a	0	n/a	n/a	0.00004916	NP Inter (normality) 1 of 2
Chloride (mg/L)	GWC-9	9.4	n/a	2/7/2024	7.3	No	229	n/a	n/a	0	n/a	n/a	0.00004916	NP Inter (normality) 1 of 2
Fluoride (mg/L)	GWC-1	0.74	n/a	2/7/2024	0.042J	No	231	n/a	n/a	63.2	n/a	n/a	0.00004916	NP Inter (NDs) 1 of 2
Fluoride (mg/L)	GWC-10	0.74	n/a	2/7/2024	0.13	No	231	n/a	n/a	63.2	n/a	n/a	0.00004916	NP Inter (NDs) 1 of 2
Fluoride (mg/L)	GWC-11	0.74	n/a	2/7/2024	0.31	No	231	n/a	n/a	63.2	n/a	n/a	0.00004916	NP Inter (NDs) 1 of 2
Fluoride (mg/L)	GWC-12	0.74	n/a	2/8/2024	0.1ND	No	231	n/a	n/a	63.2	n/a	n/a	0.00004916	NP Inter (NDs) 1 of 2
Fluoride (mg/L)	GWC-19	0.74	n/a	2/7/2024	0.11	No	231	n/a	n/a	63.2	n/a	n/a	0.00004916	NP Inter (NDs) 1 of 2
Fluoride (mg/L)	GWC-20	0.74	n/a	2/7/2024	0.056J	No	231	n/a	n/a	63.2	n/a	n/a	0.00004916	NP Inter (NDs) 1 of 2
Fluoride (mg/L)	GWC-21	0.74	n/a	2/7/2024	0.1ND	No	231	n/a	n/a	63.2	n/a	n/a	0.00004916	NP Inter (NDs) 1 of 2
Fluoride (mg/L)	GWC-23	0.74	n/a	2/7/2024	0.1ND	No	231	n/a	n/a	63.2	n/a	n/a	0.00004916	NP Inter (NDs) 1 of 2
Fluoride (mg/L)	GWC-9	0.74	n/a	2/7/2024	0.073J	No	231	n/a	n/a	63.2	n/a	n/a	0.00004916	NP Inter (NDs) 1 of 2
pH (S.U.)	GWC-1	7.1	4.21	2/7/2024	4.96	No	250	n/a	n/a	0	n/a	n/a	0.00009831	NP Inter (normality) 1 of 2
pH (S.U.)	GWC-10	7.1	4.21	2/7/2024	6.46	No	250	n/a	n/a	0	n/a	n/a	0.00009831	NP Inter (normality) 1 of 2
pH (S.U.)	GWC-11	7.1	4.21	2/7/2024	6.04	No	250	n/a	n/a	0	n/a	n/a	0.00009831	NP Inter (normality) 1 of 2
pH (S.U.)	GWC-12	7.1	4.21	2/8/2024	5.13	No	250	n/a	n/a	0	n/a	n/a	0.00009831	NP Inter (normality) 1 of 2
pH (S.U.)	GWC-19	7.1	4.21	2/7/2024	5.6	No	250	n/a	n/a	0	n/a	n/a	0.00009831	NP Inter (normality) 1 of 2
pH (S.U.)	GWC-20	7.1	4.21	2/7/2024	4.99	No	250	n/a	n/a	0	n/a	n/a	0.00009831	NP Inter (normality) 1 of 2
pH (S.U.)	GWC-21	7.1	4.21	2/7/2024	4.77	No	250	n/a	n/a	0	n/a	n/a	0.00009831	NP Inter (normality) 1 of 2
pH (S.U.)	GWC-23	7.1	4.21	2/7/2024	5.22	No	250	n/a	n/a	0	n/a	n/a	0.00009831	NP Inter (normality) 1 of 2
pH (S.U.)	GWC-9	7.1	4.21	2/7/2024	5.43	No	250	n/a	n/a	0	n/a	n/a	0.00009831	NP Inter (normality) 1 of 2
Total Dissolved Solids (mg/L)	GWC-1	150	n/a	2/7/2024	33	No	230	n/a	n/a	9.565	n/a	n/a	0.00004916	NP Inter (normality) 1 of 2
Total Dissolved Solids (mg/L)	GWC-10	150	n/a	2/7/2024	130	No	230	n/a	n/a	9.565	n/a	n/a	0.00004916	NP Inter (normality) 1 of 2
Total Dissolved Solids (mg/L)	GWC-11	150	n/a	2/7/2024	73	No	230	n/a	n/a	9.565	n/a	n/a	0.00004916	NP Inter (normality) 1 of 2
Total Dissolved Solids (mg/L)	GWC-12	150	n/a	2/8/2024	23	No	230	n/a	n/a	9.565	n/a	n/a	0.00004916	NP Inter (normality) 1 of 2
Total Dissolved Solids (mg/L)	GWC-19	150	n/a	2/7/2024	48	No	230	n/a	n/a	9.565	n/a	n/a	0.00004916	NP Inter (normality) 1 of 2
Total Dissolved Solids (mg/L)	GWC-20	150	n/a	2/7/2024	33	No	230	n/a	n/a	9.565	n/a	n/a	0.00004916	NP Inter (normality) 1 of 2
Total Dissolved Solids (mg/L)	GWC-21	150	n/a	2/7/2024	28	No	230	n/a	n/a	9.565	n/a	n/a	0.00004916	NP Inter (normality) 1 of 2
Total Dissolved Solids (mg/L)	GWC-23	150	n/a	2/7/2024	33	No	230	n/a	n/a	9.565	n/a	n/a	0.00004916	NP Inter (normality) 1 of 2
Total Dissolved Solids (mg/L)	GWC-9	150	n/a	2/7/2024	50	No	230	n/a	n/a	9.565	n/a	n/a	0.00004916	NP Inter (normality) 1 of 2

Sanitas™ v.10.0.16 . UG
Hollow symbols indicate censored values.
Within Limit

Prediction Limit

Interwell Non-parametric

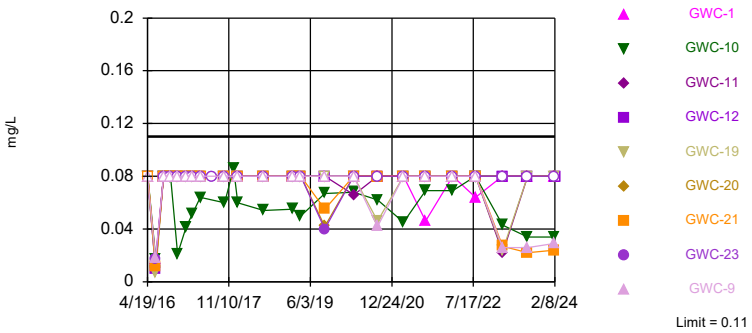

Limit = 0.11

Non-parametric test used in lieu of parametric prediction limit because censored data exceeded 50%. Limit is highest of 230 background values. 85.65% NDs. Annual per-constituent alpha = 0.0008845. Individual comparison alpha = 0.00004916 (1 of 2). Comparing 9 points to limit.

Constituent: Boron Analysis Run 3/11/2024 5:14 PM View: Appendix III - Interwell
Plant McIntosh Client: Southern Company Data: McIntosh LF4 CCR

Sanitas™ v.10.0.16 . UG
Within Limit

Prediction Limit

Interwell Non-parametric

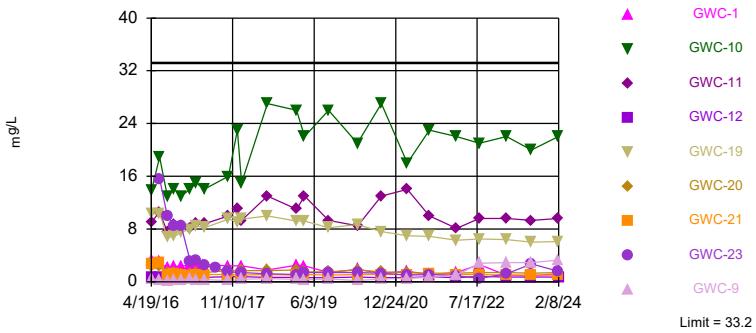

Limit = 33.2

Non-parametric test used in lieu of parametric prediction limit because the Chi Squared normality test showed the data to be non-normal at the 0.01 alpha level. Limit is highest of 231 background values. Annual per-constituent alpha = 0.0008845. Individual comparison alpha = 0.00004916 (1 of 2). Comparing 9 points to limit.

Constituent: Calcium Analysis Run 3/11/2024 5:14 PM View: Appendix III - Interwell
Plant McIntosh Client: Southern Company Data: McIntosh LF4 CCR

Sanitas™ v.10.0.16 . UG
Within Limit

Prediction Limit

Interwell Non-parametric

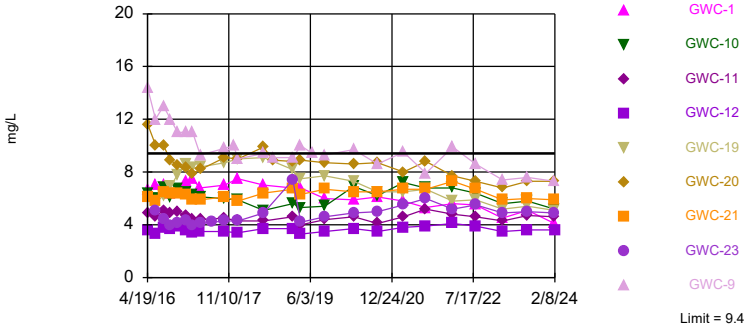

Limit = 9.4

Non-parametric test used in lieu of parametric prediction limit because the Chi Squared normality test showed the data to be non-normal at the 0.01 alpha level. Limit is highest of 229 background values. Annual per-constituent alpha = 0.0008845. Individual comparison alpha = 0.00004916 (1 of 2). Comparing 9 points to limit.

Constituent: Chloride Analysis Run 3/11/2024 5:14 PM View: Appendix III - Interwell
Plant McIntosh Client: Southern Company Data: McIntosh LF4 CCR

Sanitas™ v.10.0.16 . UG
Hollow symbols indicate censored values.
Within Limit

Prediction Limit

Interwell Non-parametric

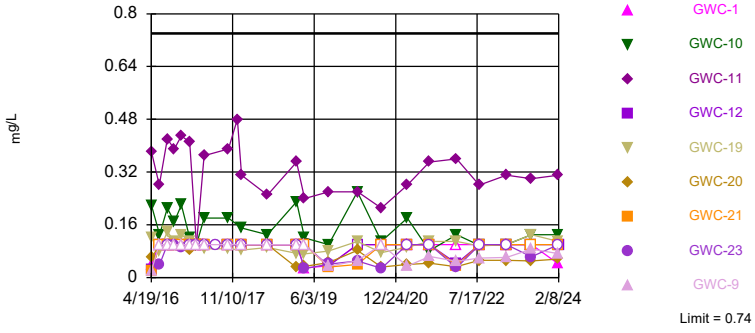

Limit = 0.74

Non-parametric test used in lieu of parametric prediction limit because censored data exceeded 50%. Limit is highest of 231 background values. 63.2% NDs. Annual per-constituent alpha = 0.0008845. Individual comparison alpha = 0.00004916 (1 of 2). Comparing 9 points to limit.

Constituent: Fluoride Analysis Run 3/11/2024 5:15 PM View: Appendix III - Interwell
Plant McIntosh Client: Southern Company Data: McIntosh LF4 CCR

Sanitas™ v.10.0.16 . UG

Within Limits

Prediction Limit

Interwell Non-parametric

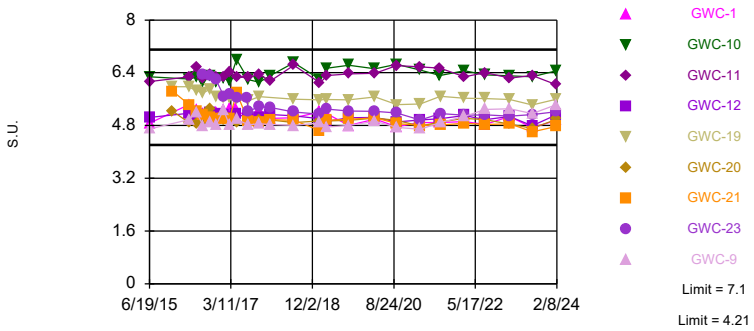

Non-parametric test used in lieu of parametric prediction limit because the Chi Squared normality test showed the data to be non-normal at the 0.01 alpha level. Limits are highest and lowest of 250 background values. Annual per-constituent alpha = 0.001769. Individual comparison alpha = 0.00009831 (1 of 2). Comparing 9 points to limit.

Constituent: pH Analysis Run 3/11/2024 5:15 PM View: Appendix III - Interwell
Plant McIntosh Client: Southern Company Data: McIntosh LF4 CCR

Sanitas™ v.10.0.16 . UG

Hollow symbols indicate censored values.

Within Limit

Prediction Limit

Interwell Non-parametric

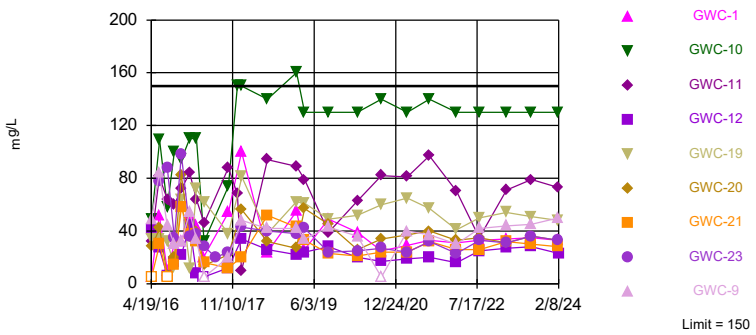

Non-parametric test used in lieu of parametric prediction limit because the Chi Squared normality test showed the data to be non-normal at the 0.01 alpha level. Limit is highest of 230 background values. 9.565% NDs. Annual per-constituent alpha = 0.0008845. Individual comparison alpha = 0.00004916 (1 of 2). Comparing 9 points to limit.

Constituent: Total Dissolved Solids Analysis Run 3/11/2024 5:15 PM View: Appendix III - Interwell
Plant McIntosh Client: Southern Company Data: McIntosh LF4 CCR

Prediction Limit

Constituent: Boron (mg/L) Analysis Run 3/11/2024 5:18 PM View: Appendix III - Interwell

Plant McIntosh Client: Southern Company Data: McIntosh LF4 CCR

	GWA-3 (bg)	GWA-2 (bg)	GWC-19	GWC-18 (bg)	GWC-9	GWC-17 (bg)	GWA-4A (bg)	GWC-12	GWA-14 (bg)
4/19/2016	<0.08	<0.08	<0.08	<0.08	<0.08				
4/20/2016						<0.08	<0.08	<0.08	<0.08
4/21/2016									
6/14/2016	0.0077 (J)	0.012 (J)					0.01 (J)		0.0098 (J)
6/15/2016					0.018 (J)	0.0095 (J)		0.01 (J)	
6/16/2016			0.0069 (J)	0.011 (J)					
8/9/2016	<0.08	<0.08				<0.08			<0.08
8/10/2016			<0.08		<0.08			<0.08	
8/11/2016				<0.08			<0.08		
9/26/2016		<0.08							
9/27/2016	<0.08				<0.08	<0.08	<0.08	<0.08	<0.08
9/28/2016			<0.08	<0.08					
11/14/2016	<0.08						<0.08		
11/15/2016		<0.08	<0.08		<0.08	<0.08		<0.08	<0.08
11/16/2016				<0.08					
1/10/2017	<0.08	<0.08					<0.08		
1/11/2017				<0.08		<0.08			<0.08
1/12/2017								<0.08	
1/13/2017					<0.08				
1/16/2017			<0.08						
1/17/2017									
2/28/2017	<0.08	0.022 (J)					<0.08		<0.08
3/1/2017			<0.08	<0.08	<0.08	<0.08		<0.08	
3/2/2017									
4/19/2017	<0.08	<0.08							
4/20/2017						<0.08	<0.08	<0.08	<0.08
4/24/2017					<0.08				
4/25/2017			<0.08	<0.08					
7/13/2017									
10/10/2017		<0.08					<0.08		
10/11/2017	<0.08					<0.08			<0.08
10/12/2017			<0.08	<0.08	<0.08			<0.08	
12/12/2017									
1/10/2018	<0.08	<0.08					<0.08		
1/11/2018						<0.08		<0.08	<0.08
1/12/2018			<0.08	<0.08	<0.08				
7/11/2018	<0.08	<0.08	<0.08	<0.08		<0.08	<0.08		<0.08
7/12/2018					<0.08			<0.08	
1/29/2019	<0.08	<0.08	<0.08			<0.08	<0.08		<0.08
1/30/2019				<0.08	<0.08			<0.08	
3/26/2019							<0.08		<0.08
3/27/2019	<0.08	<0.08	<0.08	<0.08	<0.08	<0.08		<0.08	
9/10/2019							0.052 (J)		<0.08
9/11/2019	<0.08	<0.08	<0.08	<0.08	<0.08	<0.08		<0.08	
3/31/2020							<0.08		
4/1/2020	<0.08	0.042 (J)	<0.08	<0.08	<0.08	<0.08		<0.08	<0.08
4/2/2020									
9/15/2020	0.061 (J)	<0.08		<0.08		<0.08			<0.08
9/16/2020			0.046 (J)		0.042 (J)		0.056 (J)	<0.08	
3/16/2021	<0.08	<0.08	<0.08			<0.08		<0.08	<0.08
3/17/2021				<0.08	<0.08		<0.08		
8/17/2021	<0.08	0.069 (J)							0.1

ND substitution: RL or RL/2 if <15% NDs.

Prediction Limit

Constituent: Boron (mg/L) Analysis Run 3/11/2024 5:18 PM View: Appendix III - Interwell

Plant McIntosh Client: Southern Company Data: McIntosh LF4 CCR

	GWA-3 (bg)	GWA-2 (bg)	GWC-19	GWC-18 (bg)	GWC-9	GWC-17 (bg)	GWA-4A (bg)	GWC-12	GWA-14 (bg)
8/18/2021								<0.08	
8/19/2021			<0.08	<0.08	<0.08	<0.08	<0.08		
2/22/2022	0.065 (J)	0.11				<0.08			<0.08
2/23/2022			<0.08	<0.08	<0.08		0.096	<0.08	
8/2/2022	<0.08	<0.08		<0.08		<0.08			<0.08
8/3/2022			<0.08		<0.08		<0.08	<0.08	
8/4/2022									
2/6/2023									
2/7/2023	<0.08	<0.08		<0.08			0.022 (J)	<0.08	<0.08
2/8/2023			0.024 (J)		0.026 (J)	<0.08			
8/1/2023		0.024 (J)					0.026 (J)		
8/2/2023	0.025 (J)		<0.08	<0.08	0.026 (J)	<0.08		<0.08	0.038 (J)
8/3/2023									
2/6/2024	0.023 (J)	<0.08				<0.08	<0.08		<0.08
2/7/2024			<0.08	<0.08	0.029 (J)				
2/8/2024								<0.08	

ND substitution: RL or RL/2 if <15% NDs.

Prediction Limit

Constituent: Boron (mg/L) Analysis Run 3/11/2024 5:18 PM View: Appendix III - Interwell

Plant McIntosh Client: Southern Company Data: McIntosh LF4 CCR

	GWC-1	GWC-11	GWA-16 (bg)	GWA-5 (bg)	GWA-13 (bg)	GWC-20	GWC-21	GWA-15 (bg)	GWC-10
4/19/2016									
4/20/2016	<0.08	<0.08	<0.08	<0.08	<0.08				
4/21/2016						<0.08	<0.08	<0.08	<0.08
6/14/2016				0.011 (J)	0.0086 (J)				
6/15/2016	0.017 (J)	0.011 (J)	0.0085 (J)					0.0095 (J)	
6/16/2016						0.012 (J)	0.012 (J)		0.017 (J)
8/9/2016			<0.08	<0.08	<0.08			<0.08	
8/10/2016	<0.08	<0.08				<0.08	<0.08		<0.08
8/11/2016									
9/26/2016									
9/27/2016	<0.08	<0.08	<0.08	<0.08	<0.08	<0.08	<0.08	<0.08	<0.08
9/28/2016									
11/14/2016									
11/15/2016	<0.08	<0.08	<0.08	<0.08	<0.08	<0.08	<0.08	<0.08	0.021 (J)
11/16/2016									
1/10/2017									
1/11/2017			<0.08	<0.08				<0.08	
1/12/2017	<0.08	<0.08			<0.08		<0.08		0.041 (J)
1/13/2017						<0.08			
1/16/2017									
1/17/2017									
2/28/2017				<0.08	<0.08			<0.08	
3/1/2017	<0.08	<0.08	<0.08			<0.08	<0.08		0.052
3/2/2017									
4/19/2017									
4/20/2017	<0.08		<0.08	<0.08	<0.08			<0.08	
4/24/2017		<0.08					<0.08		0.064
4/25/2017						<0.08			
7/13/2017									
10/10/2017									
10/11/2017	<0.08	<0.08	<0.08	<0.08	<0.08			<0.08	
10/12/2017						<0.08	<0.08		0.06
12/12/2017									0.086
1/10/2018				<0.08	<0.08				
1/11/2018	<0.08	<0.08	<0.08				<0.08	<0.08	0.06
1/12/2018						<0.08			
7/11/2018			<0.08	<0.08	<0.08	<0.08	<0.08	<0.08	
7/12/2018	<0.08	<0.08							0.054
1/29/2019			<0.08	<0.08	<0.08	<0.08		<0.08	
1/30/2019	<0.08	<0.08					<0.08		0.055
3/26/2019			<0.08	<0.08	<0.08			<0.08	
3/27/2019	<0.08	<0.08				<0.08	<0.08		0.05
9/10/2019			<0.08	<0.08	0.061 (J)				
9/11/2019	<0.08	<0.08				0.042 (J)	0.055 (J)	<0.08	0.067 (J)
3/31/2020				<0.08	<0.08				
4/1/2020	<0.08		<0.08			<0.08	<0.08	<0.08	0.068 (J)
4/2/2020		0.066 (J)							
9/15/2020	<0.08	<0.08	<0.08	0.047 (J)	<0.08	<0.08	<0.08	<0.08	0.062 (J)
9/16/2020									
3/16/2021	<0.08		<0.08		<0.08	<0.08			0.045 (J)
3/17/2021		<0.08		<0.08			<0.08	<0.08	
8/17/2021			0.061 (J)						

ND substitution: RL or RL/2 if <15% NDs.

Prediction Limit

Constituent: Boron (mg/L) Analysis Run 3/11/2024 5:18 PM View: Appendix III - Interwell

Plant McIntosh Client: Southern Company Data: McIntosh LF4 CCR

	GWC-1	GWC-11	GWA-16 (bg)	GWA-5 (bg)	GWA-13 (bg)	GWC-20	GWC-21	GWA-15 (bg)	GWC-10
8/18/2021	0.046 (J)	<0.08			0.044 (J)				0.069 (J)
8/19/2021				<0.08		<0.08	<0.08	<0.08	
2/22/2022			<0.08	<0.08	<0.08	<0.08		<0.08	
2/23/2022	<0.08	<0.08					<0.08		0.069 (J)
8/2/2022		<0.08	<0.08	<0.08	<0.08			<0.08	
8/3/2022	0.064 (J)					<0.08			<0.08
8/4/2022							<0.08		
2/6/2023					<0.08				
2/7/2023	<0.08		<0.08	0.024 (J)				<0.08	
2/8/2023		0.022 (J)				<0.08	0.027 (J)		0.043 (J)
8/1/2023			<0.08	0.047 (J)	0.035 (J)			<0.08	
8/2/2023	<0.08	<0.08				<0.08			0.034 (J)
8/3/2023							0.022 (J)		
2/6/2024			<0.08	<0.08	<0.08			<0.08	
2/7/2024	<0.08	<0.08				<0.08	0.024 (J)		0.034 (J)
2/8/2024									

Prediction Limit

Constituent: Boron (mg/L) Analysis Run 3/11/2024 5:18 PM View: Appendix III - Interwell

Plant McIntosh Client: Southern Company Data: McIntosh LF4 CCR

	GWC-23
4/19/2016	
4/20/2016	
4/21/2016	
6/14/2016	
6/15/2016	
6/16/2016	0.017 (J)
8/9/2016	
8/10/2016	<0.08
8/11/2016	
9/26/2016	
9/27/2016	
9/28/2016	<0.08
11/14/2016	
11/15/2016	
11/16/2016	<0.08
1/10/2017	
1/11/2017	
1/12/2017	
1/13/2017	
1/16/2017	
1/17/2017	<0.08
2/28/2017	
3/1/2017	
3/2/2017	<0.08
4/19/2017	
4/20/2017	
4/24/2017	
4/25/2017	<0.08
7/13/2017	<0.08
10/10/2017	
10/11/2017	
10/12/2017	<0.08
12/12/2017	
1/10/2018	
1/11/2018	
1/12/2018	<0.08
7/11/2018	
7/12/2018	<0.08
1/29/2019	
1/30/2019	<0.08
3/26/2019	
3/27/2019	<0.08
9/10/2019	
9/11/2019	0.04 (J)
3/31/2020	
4/1/2020	<0.08
4/2/2020	
9/15/2020	<0.08
9/16/2020	
3/16/2021	
3/17/2021	<0.08
8/17/2021	

Prediction Limit

Constituent: Boron (mg/L) Analysis Run 3/11/2024 5:18 PM View: Appendix III - Interwell
Plant McIntosh Client: Southern Company Data: McIntosh LF4 CCR

	GWC-23
8/18/2021	
8/19/2021	<0.08
2/22/2022	
2/23/2022	<0.08
8/2/2022	
8/3/2022	
8/4/2022	<0.08
2/6/2023	
2/7/2023	
2/8/2023	<0.08
8/1/2023	
8/2/2023	
8/3/2023	<0.08
2/6/2024	
2/7/2024	<0.08
2/8/2024	

ND substitution: RL or RL/2 if <15% NDs.

Prediction Limit

Constituent: Calcium (mg/L) Analysis Run 3/11/2024 5:18 PM View: Appendix III - Interwell

Plant McIntosh Client: Southern Company Data: McIntosh LF4 CCR

	GWC-18 (bg)	GWC-19	GWA-3 (bg)	GWA-2 (bg)	GWC-9	GWA-13 (bg)	GWC-11	GWC-17 (bg)	GWC-1
4/19/2016	26	10.3	1.13	0.485 (J)	0.431 (J)				
4/20/2016						0.389 (J)	8.94	2.48	3.22
4/21/2016									
6/14/2016			1	0.72		0.37 (J)			
6/15/2016					0.27 (J)		10.6	2.2	3
6/16/2016	33.2	10.4							
8/9/2016			0.71	0.24 (J)		0.14 (J)		1.8	
8/10/2016		6.7			0.13 (J)		7.6		2.1
8/11/2016	18								
9/26/2016				0.48					
9/27/2016			0.77		0.21 (J)	0.33	8.7	1.9	2.3
9/28/2016	17	6.9							
11/14/2016			0.75						
11/15/2016		7.5		0.54	0.27	0.28	8.4	2.1	2.4
11/16/2016	17								
1/10/2017			0.73	0.62					
1/11/2017	15							2	
1/12/2017						0.37	8.1		2.5
1/13/2017					0.41				
1/16/2017		8							
1/17/2017									
2/28/2017			0.76	0.91		0.26			
3/1/2017	16	8.5			0.25		8.9	2.1	2.7
3/2/2017									
4/19/2017			0.69	0.75					
4/20/2017						0.27		2	2.6
4/24/2017					0.34		8.8		
4/25/2017	17	8.2							
7/13/2017									
10/10/2017				0.54					
10/11/2017			0.73			0.3	10	2.1	2.4
10/12/2017	14	9.5			0.21 (J)				
12/12/2017		9.1							
12/13/2017	12						11		
1/10/2018			0.88	0.52		0.27			
1/11/2018							9.3	2.1	2.4
1/12/2018	15	9.5			0.4				
7/11/2018	12	10	0.81	0.5		0.32		2.1	
7/12/2018					0.49		13		1.8
1/29/2019		9.2	0.85	0.53		0.33		2.2	
1/30/2019	14				0.38 (J)		11		2.5
3/26/2019						0.3			
3/27/2019	11	9.2	0.73	0.37	0.28		13	2	2.4
9/10/2019						0.37 (J)			
9/11/2019	13	8.2	0.76	0.43 (J)	0.44 (J)		9.3	2	1.4
3/31/2020						0.42 (J)			
4/1/2020	11	8.7	0.72	0.47 (J)	0.2 (J)			2.1	1.9
4/2/2020							8.5		
9/15/2020	10		0.84	0.42 (J)		0.32 (J)	13	2	1.3
9/16/2020		7.6			0.45 (J)				
3/16/2021		7	0.75	0.4 (J)		0.4 (J)		2	1.6
3/17/2021	9.1				0.51		14		

Prediction Limit

Constituent: Calcium (mg/L) Analysis Run 3/11/2024 5:18 PM View: Appendix III - Interwell

Plant McIntosh Client: Southern Company Data: McIntosh LF4 CCR

	GWC-18 (bg)	GWC-19	GWA-3 (bg)	GWA-2 (bg)	GWC-9	GWA-13 (bg)	GWC-11	GWC-17 (bg)	GWC-1
8/17/2021			0.81	0.4 (J)					
8/18/2021						0.51	10		1.1
8/19/2021	9.3	6.9			0.67			2.2	
2/22/2022			0.72	0.42 (J)		0.35 (J)		2	
2/23/2022	9.1	6.3			1		8.1		1.4
8/2/2022	11		0.7	0.51		0.36 (J)	9.6	2	
8/3/2022		6.5			2.8				2.6
8/4/2022									
2/6/2023						0.53			
2/7/2023	15		0.66	0.38 (J)					1
2/8/2023		6.4			2.9		9.6	2.4	
8/1/2023				0.37 (J)		0.44 (J)			
8/2/2023	13	6	0.69		2.9		9.3	2.3	0.93
8/3/2023									
2/6/2024			0.61	0.38 (J)		0.47 (J)		2.5	
2/7/2024	16	6.1			3.3		9.6		1.2
2/8/2024									

Prediction Limit

Constituent: Calcium (mg/L) Analysis Run 3/11/2024 5:18 PM View: Appendix III - Interwell

Plant McIntosh Client: Southern Company Data: McIntosh LF4 CCR

	GWA-5 (bg)	GWA-4A (bg)	GWA-16 (bg)	GWA-14 (bg)	GWC-12	GWC-20	GWA-15 (bg)	GWC-10	GWC-21
4/19/2016									
4/20/2016	4.39	1.12	0.472 (J)	0.686	0.69				
4/21/2016						2.29	0.686	13.9	2.78
6/14/2016	2.4	1.1		0.62					
6/15/2016			0.42 (J)		0.69		0.61		
6/16/2016						2.4		18.9	2.9
8/9/2016	2		0.19	0.39			0.21 (J)		
8/10/2016					0.45	1.4		13	0.99
8/11/2016		1.9							
9/26/2016									
9/27/2016	2.9	3.4	0.39	0.52	0.61	1.4	0.4	14	1.3
9/28/2016									
11/14/2016		3.1							
11/15/2016	2.5		0.39	0.5	0.61	1.3	0.35	13	1.1
11/16/2016									
1/10/2017		1.5							
1/11/2017	2.5		0.36	0.47			0.34		
1/12/2017					0.6			14	0.93
1/13/2017						1.3			
1/16/2017									
1/17/2017									
2/28/2017	2.7	1.1		0.47			0.37		
3/1/2017			0.38		0.61	1.4		15	1
3/2/2017									
4/19/2017									
4/20/2017	2.8	0.98	0.41	0.5	0.65		0.43		
4/24/2017								14	1.1
4/25/2017						1.4			
7/13/2017									
10/10/2017		0.8							
10/11/2017	3.3		0.4	0.49			0.41		
10/12/2017					0.76	1.7		16	1.1
12/12/2017								23	
12/13/2017									
1/10/2018	3.3	0.82							
1/11/2018			0.43	0.51	0.78		0.41	15	1
1/12/2018						1.7			
7/11/2018	3	1	0.45	0.47		1.7	0.53		1.1
7/12/2018					0.67			27	
1/29/2019	3.3	0.83	0.41	0.51		1.8	0.91		
1/30/2019					0.68 (J)			26	1 (J)
3/26/2019	2.8	0.53	0.37	0.42			0.58		
3/27/2019					0.62	1.5		22	1.1
9/10/2019	2.3	0.64	0.41 (J)	0.47 (J)					
9/11/2019					0.62	1.5	0.42 (J)	26	1
3/31/2020	2.9	0.8							
4/1/2020			0.43 (J)	0.49 (J)	0.7	1.8	2.3	21	1.1
4/2/2020									
9/15/2020	2.2		0.42 (J)	0.6		1.5	0.38 (J)	27	1.1
9/16/2020		0.43 (J)			0.64				
3/16/2021			0.48 (J)	0.51	0.62	1.4		18	
3/17/2021	2.4	0.33 (J)					5.5		1.1

Prediction Limit

Constituent: Calcium (mg/L) Analysis Run 3/11/2024 5:18 PM View: Appendix III - Interwell

Plant McIntosh Client: Southern Company Data: McIntosh LF4 CCR

	GWA-5 (bg)	GWA-4A (bg)	GWA-16 (bg)	GWA-14 (bg)	GWC-12	GWC-20	GWA-15 (bg)	GWC-10	GWC-21
8/17/2021			0.46 (J)	0.47 (J)					
8/18/2021					0.75			23	
8/19/2021	2.4	0.3 (J)				1.3	0.49 (J)		1.2
2/22/2022	2.3		0.43 (J)	0.52		1.3	0.92		
2/23/2022		0.35 (J)			0.64			22	1.1
8/2/2022	2.5		0.44 (J)	0.7			0.42 (J)		
8/3/2022		1.1			0.82	1.4		21	
8/4/2022									1.1
2/6/2023									
2/7/2023	2.1	0.46 (J)	0.45 (J)	0.58	0.73		1.9		
2/8/2023						1.4		22	1
8/1/2023	2.3	0.53	0.43 (J)				0.51		
8/2/2023				0.5	0.71	1.3		20	
8/3/2023									1
2/6/2024	1.9	0.47 (J)	0.5	0.57			2.4		
2/7/2024						1.4		22	1
2/8/2024					0.73				

Prediction Limit

Constituent: Calcium (mg/L) Analysis Run 3/11/2024 5:18 PM View: Appendix III - Interwell

Plant McIntosh Client: Southern Company Data: McIntosh LF4 CCR

	GWC-23
4/19/2016	
4/20/2016	
4/21/2016	
6/14/2016	
6/15/2016	
6/16/2016	15.6
8/9/2016	
8/10/2016	10
8/11/2016	
9/26/2016	
9/27/2016	
9/28/2016	8.5
11/14/2016	
11/15/2016	
11/16/2016	8.4
1/10/2017	
1/11/2017	
1/12/2017	
1/13/2017	
1/16/2017	
1/17/2017	3
2/28/2017	
3/1/2017	
3/2/2017	3.3
4/19/2017	
4/20/2017	
4/24/2017	
4/25/2017	2.5
7/13/2017	2.1
10/10/2017	
10/11/2017	
10/12/2017	1.5
12/12/2017	
12/13/2017	
1/10/2018	
1/11/2018	
1/12/2018	1.4
7/11/2018	
7/12/2018	1.2
1/29/2019	
1/30/2019	1.1 (J)
3/26/2019	
3/27/2019	1.4
9/10/2019	
9/11/2019	1.4
3/31/2020	
4/1/2020	1.4
4/2/2020	
9/15/2020	1.3
9/16/2020	
3/16/2021	
3/17/2021	0.99

Prediction Limit

Constituent: Calcium (mg/L) Analysis Run 3/11/2024 5:18 PM View: Appendix III - Interwell

Plant McIntosh Client: Southern Company Data: McIntosh LF4 CCR

	GWC-23
8/17/2021	
8/18/2021	
8/19/2021	1.1
2/22/2022	
2/23/2022	0.92
8/2/2022	
8/3/2022	
8/4/2022	0.51
2/6/2023	
2/7/2023	
2/8/2023	1.2
8/1/2023	
8/2/2023	
8/3/2023	2.7
2/6/2024	
2/7/2024	1.6
2/8/2024	

Prediction Limit

Constituent: Chloride (mg/L) Analysis Run 3/11/2024 5:18 PM View: Appendix III - Interwell

Plant McIntosh Client: Southern Company Data: McIntosh LF4 CCR

	GWA-3 (bg)	GWC-19	GWC-9	GWC-18 (bg)	GWA-2 (bg)	GWC-12	GWA-16 (bg)	GWC-11	GWC-17 (bg)
4/19/2016	9.4	6.1	14.4	5.03	5.01				
4/20/2016						3.61	3.92	4.9	4.25
4/21/2016									
6/14/2016	8.3				5				
6/15/2016			12			3.3	3.8	4.6	4.1
6/16/2016		5.7		4.7					
8/9/2016	8.6				5.1		4		4.5
8/10/2016		6.2	13			3.8		5.1	
8/11/2016				5.3					
9/26/2016					5.1				
9/27/2016	6.3		12			3.7	3.9	4.9	4.4
9/28/2016		6.9		5.1					
11/14/2016	6.1								
11/15/2016		7.8	11		5.2	3.9	4	5	4.5
11/16/2016				5.2					
1/10/2017	6.1				4.9				
1/11/2017				5			3.7		4.2
1/12/2017						3.6		4.7	
1/13/2017			11						
1/16/2017		8.6							
1/17/2017									
2/28/2017	6.2				4.7				
3/1/2017		8.3	11	4.6		3.4	3.5	4.4	3.9
3/2/2017									
4/19/2017	5				4.4				
4/20/2017						3.5	3.6		4
4/24/2017			9.3					4.4	
4/25/2017		8.4		4.6					
7/13/2017									
10/10/2017					4.7				
10/11/2017	4.1						3.5	4.5	4.1
10/12/2017		8.7	9.8	4.6		3.5			
12/12/2017			10						
1/10/2018	4.2				4.6				
1/11/2018						3.4	3.4	4.3	4.1
1/12/2018		9	9	4.5					
7/11/2018	4.3	9.1		4.9	5		3.7		4.4
7/12/2018			9.4			3.7		4.3	
9/13/2018			9.1						
1/29/2019	4	8.2			5		3.8		4.5
1/30/2019			9.1	4.8		3.7		4.6	
3/26/2019							3.6		
3/27/2019	3.5	7.5	10	4.3	4.5	3.3		4	4.1
6/17/2019			9.4						
9/10/2019							3.7		
9/11/2019	3.5	7.7	9.3	4.5	4.8	3.5		4.4	4.3
3/31/2020									
4/1/2020	3.7	7.3	9.7	4.7	4.9	3.7	3.8		4.6
4/2/2020								4.6	
9/15/2020	3.4			4.4	4.9		3.7	4.1	4.3
9/16/2020		6.5	8.6			3.5			
3/16/2021	3.6	6.5			4.9	3.8	4.1		4.9

Prediction Limit

Constituent: Chloride (mg/L) Analysis Run 3/11/2024 5:18 PM View: Appendix III - Interwell

Plant McIntosh Client: Southern Company Data: McIntosh LF4 CCR

	GWA-3 (bg)	GWC-19	GWC-9	GWC-18 (bg)	GWA-2 (bg)	GWC-12	GWA-16 (bg)	GWC-11	GWC-17 (bg)
3/17/2021			9.5	4.7				4.6	
8/17/2021	3.5				5.4		4		
8/18/2021						3.9		5.2	
8/19/2021		6.7	7.9	5.1					4.8
2/22/2022	3.4				4.6		3.7		4.5
2/23/2022		5.8	9.9	5		4.1		4.8	
8/2/2022	3.5			4.6	4.7		3.9	4.6	4.7
8/3/2022		5.9	8.6			3.9			
8/4/2022									
2/6/2023									
2/7/2023	3.1			4.3	4.2	3.5	3.7		
2/8/2023		5.2	7.4					4.3	4.5
8/1/2023					4.4		3.9		
8/2/2023	2.9	5.4	7.6	4.7		3.6		4.7	4.8
8/3/2023									
2/6/2024	3.3				4.4		3.8		4.7
2/7/2024		5.1	7.3	4.5				4.6	
2/8/2024						3.6			

Prediction Limit

Constituent: Chloride (mg/L) Analysis Run 3/11/2024 5:18 PM View: Appendix III - Interwell

Plant McIntosh Client: Southern Company Data: McIntosh LF4 CCR

	GWA-13 (bg)	GWA-4A (bg)	GWA-5 (bg)	GWC-1	GWA-14 (bg)	GWC-21	GWC-10	GWC-20	GWA-15 (bg)
4/19/2016									
4/20/2016	3.49	2.93	3.69	6.68	4.55				
4/21/2016						6.08	6.41	11.6	3.99
6/14/2016	3.4	2.9	3.5		4.3				
6/15/2016				7					3.5
6/16/2016						5.8	6	10	
8/9/2016	3.7		3.7		4.5				4
8/10/2016				7		6.5	6.8	10	
8/11/2016		3.6							
9/26/2016									
9/27/2016	3.8	3.4	3.6	6.4	4.4	6.4	6.1	8.9	3.9
9/28/2016									
11/14/2016		4.2							
11/15/2016	3.8		3.7	6.6	4.5	6.4	6.7	8.5	4
11/16/2016									
1/10/2017		3.6							
1/11/2017			3.5		4.3				3.8
1/12/2017	3.5			7.3		6.3	6.5		
1/13/2017								8.3	
1/16/2017									
1/17/2017									
2/28/2017	3.6	3.3	3.3		4				3.5
3/1/2017				7.5		5.9	6.3	7.9	
3/2/2017									
4/19/2017									
4/20/2017	3.4	3.5	3.3	6.8	4				3.3
4/24/2017						5.9	6.1		
4/25/2017								8.2	
7/13/2017									
10/10/2017		3.9							
10/11/2017	3.4		3.2	7	4				3.5
10/12/2017						6.1	6	9.1	
12/12/2017									
1/10/2018	3.4	3.3	3.2						
1/11/2018				7.5	3.9	5.8	5.9		3.4
1/12/2018								9	
7/11/2018	3.4	3.2	3.5		4.2	6.4		9.9	3.8
7/12/2018				7			5.1		
9/13/2018								8.9	
1/29/2019	3.6	3.4	3.6		4			8.8	3.7
1/30/2019				6.8		6.7	5.6		
3/26/2019	3.5	3.7	3.6		4.1				3.8
3/27/2019				6.8		6.3	5.3	8.9	
6/17/2019									
9/10/2019	3.3	3.6	3.5		4				
9/11/2019				6		6.7	5.4	8.7	3.7
3/31/2020	3.7	4.9	4.1						
4/1/2020				5.9	4.2	6.5	6.9	8.6	3.8
4/2/2020									
9/15/2020	3.5		18 (o)	6.1	4.3	6.5	6.2	8.7	3.6
9/16/2020		3.5							
3/16/2021	4			5.8	4.1		7.2	8	

Prediction Limit

Constituent: Chloride (mg/L) Analysis Run 3/11/2024 5:18 PM View: Appendix III - Interwell

Plant McIntosh Client: Southern Company Data: McIntosh LF4 CCR

	GWA-13 (bg)	GWA-4A (bg)	GWA-5 (bg)	GWC-1	GWA-14 (bg)	GWC-21	GWC-10	GWC-20	GWA-15 (bg)
3/17/2021		4.5	4.2			6.7			4
8/17/2021					4.3				
8/18/2021	4.1			5.3			6.8		
8/19/2021		3.5	4.3			6.7		8.8	4.3
2/22/2022	3.8		3.8		4			7.7	3.7
2/23/2022		3.7		5.6		7.3	6.8		
8/2/2022	3.7		4		4.3				3.7
8/3/2022		3.4		5.5			6.4	7.3	
8/4/2022						6.7			
2/6/2023	3.3								
2/7/2023		3.2	3.8	4.5	4				3.6
2/8/2023						5.9	5.6	6.8	
8/1/2023	3.4	3.4	3.9						3.6
8/2/2023				5.1	4		5.8	7.3	
8/3/2023						6			
2/6/2024	3.4	3.5	3.9		3.9				3.5
2/7/2024				4.1		5.9	5.2	7.3	
2/8/2024									

Prediction Limit

Constituent: Chloride (mg/L) Analysis Run 3/11/2024 5:18 PM View: Appendix III - Interwell

Plant McIntosh Client: Southern Company Data: McIntosh LF4 CCR

	GWC-23
4/19/2016	
4/20/2016	
4/21/2016	
6/14/2016	
6/15/2016	
6/16/2016	5.1
8/9/2016	
8/10/2016	4.4
8/11/2016	
9/26/2016	
9/27/2016	
9/28/2016	4
11/14/2016	
11/15/2016	
11/16/2016	4.1
1/10/2017	
1/11/2017	
1/12/2017	
1/13/2017	
1/16/2017	
1/17/2017	4.3
2/28/2017	
3/1/2017	
3/2/2017	4
4/19/2017	
4/20/2017	
4/24/2017	
4/25/2017	4.1
7/13/2017	4.2
10/10/2017	
10/11/2017	
10/12/2017	4.3
12/12/2017	
1/10/2018	
1/11/2018	
1/12/2018	4.3
7/11/2018	
7/12/2018	4.9
9/13/2018	
1/29/2019	
1/30/2019	7.4
3/26/2019	
3/27/2019	4.2
6/17/2019	
9/10/2019	
9/11/2019	4.6
3/31/2020	
4/1/2020	4.9
4/2/2020	
9/15/2020	5
9/16/2020	
3/16/2021	

Prediction Limit

Constituent: Chloride (mg/L) Analysis Run 3/11/2024 5:18 PM View: Appendix III - Interwell

Plant McIntosh Client: Southern Company Data: McIntosh LF4 CCR

	GWC-23
3/17/2021	5.5
8/17/2021	
8/18/2021	
8/19/2021	6
2/22/2022	
2/23/2022	5.2
8/2/2022	
8/3/2022	
8/4/2022	5.5
2/6/2023	
2/7/2023	
2/8/2023	4.9
8/1/2023	
8/2/2023	
8/3/2023	5
2/6/2024	
2/7/2024	4.9
2/8/2024	

Prediction Limit

Constituent: Fluoride (mg/L) Analysis Run 3/11/2024 5:18 PM View: Appendix III - Interwell

Plant McIntosh Client: Southern Company Data: McIntosh LF4 CCR

	GWC-18 (bg)	GWC-19	GWA-3 (bg)	GWA-2 (bg)	GWC-9	GWA-13 (bg)	GWC-11	GWC-17 (bg)	GWC-1
4/19/2016	0.706	0.122 (J)	0.022 (J)	0.03 (J)	0.02 (J)				
4/20/2016						0.018 (J)	0.383	0.147 (J)	0.04 (J)
4/21/2016									
6/14/2016			<0.1	0.02 (J)		<0.1			
6/15/2016					<0.1		0.28 (J)	0.1 (J)	<0.1
6/16/2016	0.56	0.08 (J)							
8/9/2016			<0.1	<0.1		<0.1		0.16 (J)	
8/10/2016		0.14 (J)			<0.1		0.42		<0.1
8/11/2016	0.74								
9/26/2016				<0.1					
9/27/2016			<0.1		<0.1	<0.1	0.39	0.14 (J)	<0.1
9/28/2016	0.7	0.11 (J)							
11/14/2016			<0.1						
11/15/2016		0.13 (J)		<0.1	<0.1	<0.1	0.43	0.16 (J)	<0.1
11/16/2016	0.71								
1/10/2017			<0.1	<0.1					
1/11/2017	0.51							0.16 (J)	
1/12/2017						<0.1	0.41		<0.1
1/13/2017					<0.1				
1/16/2017		0.11 (J)							
1/17/2017									
2/28/2017			<0.1	<0.1		<0.1			
3/1/2017	0.61	<0.1			<0.1		<0.1	<0.1	<0.1
3/2/2017									
4/19/2017			<0.1	<0.1					
4/20/2017						<0.1		0.12 (J)	<0.1
4/24/2017					<0.1		0.37		
4/25/2017	0.65	0.087 (J)							
7/13/2017									
10/10/2017				<0.1					
10/11/2017			<0.1			<0.1	0.39	0.11 (J)	<0.1
10/12/2017	0.6	0.087 (J)			<0.1				
12/13/2017	0.61						0.48		
1/10/2018			<0.1	<0.1		<0.1			
1/11/2018							0.31	0.12 (J)	<0.1
1/12/2018	0.55	0.083 (J)			<0.1				
7/11/2018	0.59	0.091 (J)	<0.1	<0.1		<0.1		0.13 (J)	
7/12/2018					<0.1		0.25		<0.1
1/29/2019		0.074 (J)	<0.1	<0.1		<0.1		0.13 (J)	
1/30/2019	0.65				<0.1		0.35		<0.1
3/26/2019						<0.1			
3/27/2019	0.49	0.072	<0.1	<0.1	<0.1		0.24	0.1	0.029
9/10/2019						0.034 (J)			
9/11/2019	0.47	0.08 (J)	0.033 (J)	0.037 (J)	0.034 (J)		0.26	0.099 (J)	0.036 (J)
3/31/2020						0.046 (J)			
4/1/2020	0.59	0.11	<0.1	<0.1	0.051 (J)			0.15	<0.1
4/2/2020							0.26		
9/15/2020	0.49		<0.1	0.029 (J)		<0.1	0.21	0.099 (J)	<0.1
9/16/2020		0.076 (J)			<0.1				
3/16/2021		0.092 (J)	<0.1	0.033 (J)		<0.1		0.13	<0.1
3/17/2021	0.54				0.035 (J)		0.28		
8/17/2021			0.043 (J)	0.073 (J)					

ND substitution: RL or RL/2 if <15% NDs.

Prediction Limit

Constituent: Fluoride (mg/L) Analysis Run 3/11/2024 5:18 PM View: Appendix III - Interwell

Plant McIntosh Client: Southern Company Data: McIntosh LF4 CCR

	GWC-18 (bg)	GWC-19	GWA-3 (bg)	GWA-2 (bg)	GWC-9	GWA-13 (bg)	GWC-11	GWC-17 (bg)	GWC-1
8/18/2021						<0.1	0.35		<0.1
8/19/2021	0.62	0.11			0.064 (J)			0.15	
2/22/2022			<0.1	<0.1		<0.1		0.062 (J)	
2/23/2022	0.66	0.11			0.049 (J)		0.36		<0.1
8/2/2022	0.54		<0.1	<0.1		<0.1	0.28	0.12	
8/3/2022		0.096 (J)			0.059 (J)				<0.1
8/4/2022									
2/6/2023						<0.1			
2/7/2023	0.53		<0.1	0.048 (J)					<0.1
2/8/2023		0.1			0.061 (J)		0.31	0.13	
8/1/2023				0.04 (J)		<0.1			
8/2/2023	0.54	0.13	<0.1		0.086 (J)		0.3	0.17	<0.1
8/3/2023									
2/6/2024			0.046 (J)	0.083 (J)		0.041 (J)		0.15	
2/7/2024	0.53	0.11			0.073 (J)		0.31		0.042 (J)
2/8/2024									

ND substitution: RL or RL/2 if <15% NDs.

Prediction Limit

Constituent: Fluoride (mg/L) Analysis Run 3/11/2024 5:18 PM View: Appendix III - Interwell

Plant McIntosh Client: Southern Company Data: McIntosh LF4 CCR

	GWA-5 (bg)	GWA-4A (bg)	GWA-16 (bg)	GWA-14 (bg)	GWC-12	GWC-20	GWA-15 (bg)	GWC-10	GWC-21
4/19/2016									
4/20/2016	0.032 (J)	0.028 (J)	0.022 (J)	0.021 (J)	0.026 (J)				
4/21/2016						0.06 (J)	0.019 (J)	0.217 (J)	0.022 (J)
6/14/2016	<0.1	<0.1		<0.1					
6/15/2016			<0.1		<0.1		<0.1		
6/16/2016						<0.1		0.13 (J)	<0.1
8/9/2016	<0.1		<0.1	<0.1			<0.1		
8/10/2016					<0.1	<0.1		0.21	<0.1
8/11/2016		<0.1							
9/26/2016									
9/27/2016	<0.1	<0.1	<0.1	<0.1	<0.1	<0.1	<0.1	0.17 (J)	<0.1
9/28/2016									
11/14/2016		<0.1							
11/15/2016	<0.1		<0.1	<0.1	<0.1	<0.1	<0.1	0.22	<0.1
11/16/2016									
1/10/2017		<0.1							
1/11/2017	<0.1		<0.1	<0.1			<0.1		
1/12/2017					<0.1			0.12 (J)	<0.1
1/13/2017						0.083 (J)			
1/16/2017									
1/17/2017									
2/28/2017	<0.1	<0.1		<0.1			<0.1		
3/1/2017			<0.1		<0.1	<0.1		<0.1	<0.1
3/2/2017									
4/19/2017									
4/20/2017	<0.1	<0.1	<0.1	<0.1	<0.1		<0.1		
4/24/2017								0.18 (J)	<0.1
4/25/2017						<0.1			
7/13/2017									
10/10/2017		<0.1							
10/11/2017	<0.1		<0.1	<0.1			<0.1		
10/12/2017					<0.1	<0.1		0.18 (J)	<0.1
12/13/2017									
1/10/2018	<0.1	<0.1							
1/11/2018			<0.1	<0.1	<0.1		<0.1	0.15 (J)	<0.1
1/12/2018						<0.1			
7/11/2018	<0.1	<0.1	<0.1	<0.1		<0.1	<0.1		<0.1
7/12/2018					<0.1			0.13 (J)	
1/29/2019	<0.1	<0.1	<0.1	<0.1		0.031 (J)	<0.1		
1/30/2019					<0.1			0.23 (J)	<0.1
3/26/2019	0.028	<0.1	<0.1	<0.1			<0.1		
3/27/2019					<0.1	0.034		0.12	<0.1
9/10/2019	0.037 (J)	0.044 (J)	0.035 (J)	0.032 (J)					
9/11/2019					0.036 (J)	0.045 (J)	0.032 (J)	0.1	0.032 (J)
3/31/2020	0.061 (J)	0.043 (J)							
4/1/2020			<0.1	0.048 (J)	<0.1	0.082 (J)	0.05 (J)	0.26	0.04 (J)
4/2/2020									
9/15/2020	<0.1		<0.1	<0.1		0.032 (J)	<0.1	0.11	<0.1
9/16/2020		<0.1			<0.1				
3/16/2021			<0.1	<0.1	<0.1	0.04 (J)		0.18	
3/17/2021	0.026 (J)	<0.1					<0.1		<0.1
8/17/2021			0.072 (J)	0.045 (J)					

ND substitution: RL or RL/2 if <15% NDs.

Prediction Limit

Constituent: Fluoride (mg/L) Analysis Run 3/11/2024 5:18 PM View: Appendix III - Interwell

Plant McIntosh Client: Southern Company Data: McIntosh LF4 CCR

	GWA-5 (bg)	GWA-4A (bg)	GWA-16 (bg)	GWA-14 (bg)	GWC-12	GWC-20	GWA-15 (bg)	GWC-10	GWC-21
8/18/2021					<0.1			0.081 (J)	
8/19/2021	0.035 (J)	<0.1				0.044 (J)	0.035 (J)		<0.1
2/22/2022	<0.1		<0.1	<0.1		0.033 (J)	<0.1		
2/23/2022		<0.1			0.043 (J)			0.13	0.037 (J)
8/2/2022	<0.1		<0.1	<0.1			<0.1		
8/3/2022		<0.1			<0.1	0.052 (J)		0.098 (J)	
8/4/2022									<0.1
2/6/2023									
2/7/2023	<0.1	<0.1	<0.1	<0.1	<0.1		<0.1		
2/8/2023						0.052 (J)		0.1	<0.1
8/1/2023	<0.1	<0.1	<0.1				<0.1		
8/2/2023				<0.1	<0.1	0.05 (J)		0.13	
8/3/2023									<0.1
2/6/2024	0.04 (J)	0.042 (J)	<0.1	<0.1			<0.1		
2/7/2024						0.056 (J)		0.13	<0.1
2/8/2024					<0.1				

ND substitution: RL or RL/2 if <15% NDs.

Prediction Limit

Constituent: Fluoride (mg/L) Analysis Run 3/11/2024 5:18 PM View: Appendix III - Interwell

Plant McIntosh Client: Southern Company Data: McIntosh LF4 CCR

	GWC-23
4/19/2016	
4/20/2016	
4/21/2016	
6/14/2016	
6/15/2016	
6/16/2016	0.04 (J)
8/9/2016	
8/10/2016	<0.1
8/11/2016	
9/26/2016	
9/27/2016	
9/28/2016	0.097 (J)
11/14/2016	
11/15/2016	
11/16/2016	0.092 (J)
1/10/2017	
1/11/2017	
1/12/2017	
1/13/2017	
1/16/2017	
1/17/2017	<0.1
2/28/2017	
3/1/2017	
3/2/2017	<0.1
4/19/2017	
4/20/2017	
4/24/2017	
4/25/2017	<0.1
7/13/2017	<0.1
10/10/2017	
10/11/2017	
10/12/2017	<0.1
12/13/2017	
1/10/2018	
1/11/2018	
1/12/2018	<0.1
7/11/2018	
7/12/2018	<0.1
1/29/2019	
1/30/2019	<0.1
3/26/2019	
3/27/2019	0.027
9/10/2019	
9/11/2019	0.041 (J)
3/31/2020	
4/1/2020	0.05 (J)
4/2/2020	
9/15/2020	0.028 (J)
9/16/2020	
3/16/2021	
3/17/2021	<0.1
8/17/2021	

Prediction Limit

Constituent: Fluoride (mg/L) Analysis Run 3/11/2024 5:18 PM View: Appendix III - Interwell

Plant McIntosh Client: Southern Company Data: McIntosh LF4 CCR

	GWC-23
8/18/2021	
8/19/2021	<0.1
2/22/2022	
2/23/2022	0.03 (J)
8/2/2022	
8/3/2022	
8/4/2022	<0.1
2/6/2023	
2/7/2023	
2/8/2023	<0.1
8/1/2023	
8/2/2023	
8/3/2023	0.063 (J)
2/6/2024	
2/7/2024	<0.1
2/8/2024	

ND substitution: RL or RL/2 if <15% NDs.

Prediction Limit

Constituent: pH (S.U.) Analysis Run 3/11/2024 5:18 PM View: Appendix III - Interwell

Plant McIntosh Client: Southern Company Data: McIntosh LF4 CCR

	GWA-5 (bg)	GWA-3 (bg)	GWC-12	GWC-1	GWA-2 (bg)	GWC-9	GWC-11	GWC-10	GWA-4A (bg)
6/19/2015	5.95	5.23	5.05						
6/20/2015				4.87	4.69	4.7	6.13	6.28	4.92
12/14/2015									
12/15/2015									
4/19/2016		4.92			4.99	4.98			
4/20/2016	5.85		5.17	5.43			6.28		4.9
4/21/2016								6.21	
6/14/2016	5.53	4.89			4.98				4.9
6/15/2016			5.12	5.28		5.2	6.55		
6/16/2016								6.27	
8/9/2016	5.44	4.92			4.72				
8/10/2016			5.12	5.15		4.78	6.22	6.12	
8/11/2016									5.37
9/26/2016					4.74				
9/27/2016	5.59	5.25	5.19	5.19		4.91	6.33	6.29	5.89
9/28/2016									
11/14/2016		4.96							5.94
11/15/2016	5.58		5.14	5.2	4.8	4.81	6.28	6.12	
11/16/2016									
1/10/2017		4.21			4.59				5.44
1/11/2017	5.56								
1/12/2017			5.13	5.27			6.26	6.23	
1/13/2017						5.28			
1/16/2017									
1/17/2017									
2/28/2017	5.53	4.95			4.91				5.49
3/1/2017			5.05	5.31		4.81	6.41	6.15	
3/2/2017									
4/19/2017		5.12			4.98				
4/20/2017	5.63		5.15	5.29					5.51
4/24/2017						4.99	6.26	6.8	
4/25/2017									
7/13/2017									
7/17/2017					4.61				
7/18/2017	5.51	4.89							5.26
7/19/2017				5.03					
7/20/2017			5.04						
7/24/2017						4.82	6.27	6.19	
7/25/2017									
10/17/2017	5.62	4.96	5.03	5.25	4.93	4.85	6.35	6.11	5.28
1/10/2018	5.59	4.93			4.78				5.05
1/11/2018			5.13	5.02			6.15	6.32	
1/12/2018						4.83			
7/11/2018	5.49	4.87 (D)			4.75 (D)				4.53
7/12/2018			5.09 (D)	5.04 (D)		4.8 (D)	6.63 (D)	6.7 (D)	
1/29/2019	5.39	4.98			4.91				4.66
1/30/2019			5.01	5.21		4.88	6.09	6.2	
3/26/2019	5.45								4.72
3/27/2019		4.8	4.93	5.15	4.69	4.75	6.32	6.54	
9/10/2019	5.71								4.72
9/11/2019		5.03	5.04	4.8	4.77	4.8	6.37	6.63	
3/31/2020	5.45								5.06

Prediction Limit

Constituent: pH (S.U.) Analysis Run 3/11/2024 5:18 PM View: Appendix III - Interwell

Plant McIntosh Client: Southern Company Data: McIntosh LF4 CCR

	GWA-5 (bg)	GWA-3 (bg)	GWC-12	GWC-1	GWA-2 (bg)	GWC-9	GWC-11	GWC-10	GWA-4A (bg)
4/1/2020		4.92	5.05	5	4.77	4.93		6.52	
4/2/2020							6.38		
9/15/2020	5.27	4.72		4.76	4.52		6.62	6.66	
9/16/2020			4.91			4.74			4.87
3/16/2021		4.91	4.97	4.89	4.76			6.48	
3/17/2021	4.8					4.69	6.58		4.9
8/17/2021		4.82			4.62				
8/18/2021			5.01	4.89			6.54	6.32	
8/19/2021	5.23					4.89			4.86
2/22/2022	5.34	4.9			4.69				
2/23/2022			5.1	4.92		5.07	6.28	6.46	4.8
8/2/2022	5.23	4.75			4.57		6.4		
8/3/2022			4.98	4.83		5.29		6.34	4.79
8/4/2022									
2/6/2023									
2/7/2023	5.17	4.91	5.07	5.07	4.73				4.84
2/8/2023						5.31	6.24	6.31	
8/1/2023	4.89				4.37				4.53
8/2/2023		4.71	4.79	4.73		5.16	6.32	6.28	
8/3/2023									
2/6/2024	5.33	5.02			4.68				4.83
2/7/2024				4.96		5.43	6.04	6.46	
2/8/2024			5.13						

Prediction Limit

Constituent: pH (S.U.) Analysis Run 3/11/2024 5:18 PM View: Appendix III - Interwell

Plant McIntosh Client: Southern Company Data: McIntosh LF4 CCR

	GWC-17 (bg)	GWA-16 (bg)	GWC-20	GWC-21	GWC-18 (bg)	GWA-14 (bg)	GWC-19	GWA-15 (bg)	GWA-13 (bg)
6/19/2015									
6/20/2015									
12/14/2015	5.19	5.26	5.24	5.84	7.1				
12/15/2015						5.24	5.98	5.2	5.13
4/19/2016					6.87		5.98		
4/20/2016	5.26	5.16				5.41			5.16
4/21/2016			4.88	5.43				5.18	
6/14/2016									
6/15/2016	5.12	5.04				5.74		5.47	5.35
6/16/2016			4.85	5.23	6.84		5.85		
8/9/2016	5.09	5.07				5.41		5.01	4.89
8/10/2016			4.84	5.11			5.79		
8/11/2016					6.42				
9/26/2016									
9/27/2016	5.32	5.11	5.32	5.06		5.42		5.22	5.02
9/28/2016					6.57		5.9		
11/14/2016									
11/15/2016	5.25	5.11	4.97	5.01		5.33	5.66	5.07	5.04
11/16/2016					6.51				
1/10/2017									
1/11/2017	5.23	5.07			6.43	5.32		5	
1/12/2017				4.99					5.19
1/13/2017			4.97						
1/16/2017							5.65		
1/17/2017									
2/28/2017						5.32		5.1	4.86
3/1/2017	5.25	5.14		5	6.48		5.62		
3/2/2017									
4/19/2017									
4/20/2017	5.36	5.05				5.31		5.12	5.01
4/24/2017				5.8					
4/25/2017			4.91		6.58		5.59		
7/13/2017									
7/17/2017									
7/18/2017									4.88
7/19/2017	5.12	4.95				5.19		4.84	
7/20/2017									
7/24/2017									
7/25/2017			4.89	4.92	6.37		5.55		
10/17/2017	5.23	5.17	4.97	4.89	6.53	5.27	5.68	4.95	4.93
1/10/2018									4.9
1/11/2018	5.28	4.97		4.98		5.19		5.01	
1/12/2018			4.97		6.47				
7/11/2018	5.23 (D)	5.07	4.89 (D)	4.96 (D)	6.18 (D)	5.25 (D)	5.6 (D)	5.01	4.99 (D)
7/12/2018									
1/29/2019	5.35	4.83	4.94			5.25	5.58	5.18	4.82
1/30/2019				4.65	5.93				
3/26/2019		4.95				5.29		5.04	5.07
3/27/2019	5.25		4.94	4.96	6.11		5.59		
9/10/2019		5.12				5.18			5
9/11/2019	5.16		4.96	4.99	6.3		5.58	5.28	
3/31/2020									5.1

Prediction Limit

Constituent: pH (S.U.) Analysis Run 3/11/2024 5:18 PM View: Appendix III - Interwell

Plant McIntosh Client: Southern Company Data: McIntosh LF4 CCR

	GWC-17 (bg)	GWA-16 (bg)	GWC-20	GWC-21	GWC-18 (bg)	GWA-14 (bg)	GWC-19	GWA-15 (bg)	GWA-13 (bg)
4/1/2020	5.3	4.95	5.03	5.04	6.15	5.26	5.67	5.35	
4/2/2020									
9/15/2020	5.29	5.02	4.96	4.86	6.13	5.83		4.92	5.07
9/16/2020							5.43		
3/16/2021	4.83	4.68	4.78			4.76	5.45		4.47
3/17/2021				4.8	5.99			5.41	
8/17/2021		4.95				5.12			
8/18/2021									4.93
8/19/2021	5.29		4.91	4.81	6.17		5.69	4.92	
2/22/2022	5.29	4.98	5.02			5.2		5.15	4.91
2/23/2022				4.87	6.2		5.63		
8/2/2022	5.18	4.93			6.41	5.05		4.9	4.86
8/3/2022			4.98				5.62		
8/4/2022				4.83					
2/6/2023									4.75
2/7/2023		4.88			6.47	5.03		5.19	
2/8/2023	5.31		4.84	4.85			5.59		
8/1/2023		4.47						4.58	4.53
8/2/2023	4.99		4.72		6.28	4.82	5.42		
8/3/2023				4.61					
2/6/2024	5.19	5				5.23		5.35	4.84
2/7/2024			4.99	4.77	6.31		5.6		
2/8/2024									

Prediction Limit

Constituent: pH (S.U.) Analysis Run 3/11/2024 5:18 PM View: Appendix III - Interwell

Plant McIntosh Client: Southern Company Data: McIntosh LF4 CCR

	GWC-23
6/19/2015	
6/20/2015	
12/14/2015	
12/15/2015	
4/19/2016	
4/20/2016	
4/21/2016	
6/14/2016	
6/15/2016	
6/16/2016	
8/9/2016	
8/10/2016	6.34
8/11/2016	
9/26/2016	
9/27/2016	
9/28/2016	6.29
11/14/2016	
11/15/2016	
11/16/2016	6.18
1/10/2017	
1/11/2017	
1/12/2017	
1/13/2017	
1/16/2017	
1/17/2017	5.68
2/28/2017	
3/1/2017	
3/2/2017	5.75
4/19/2017	
4/20/2017	
4/24/2017	
4/25/2017	5.65
7/13/2017	5.65
7/17/2017	
7/18/2017	
7/19/2017	
7/20/2017	
7/24/2017	
7/25/2017	5.24
10/17/2017	5.37
1/10/2018	
1/11/2018	
1/12/2018	5.35
7/11/2018	
7/12/2018	5.21 (D)
1/29/2019	
1/30/2019	5.14
3/26/2019	
3/27/2019	5.3
9/10/2019	
9/11/2019	5.24
3/31/2020	

Prediction Limit

Constituent: pH (S.U.) Analysis Run 3/11/2024 5:18 PM View: Appendix III - Interwell

Plant McIntosh Client: Southern Company Data: McIntosh LF4 CCR

	GWC-23
4/1/2020	5.23
4/2/2020	
9/15/2020	5.18
9/16/2020	
3/16/2021	
3/17/2021	4.97
8/17/2021	
8/18/2021	
8/19/2021	5.16
2/22/2022	
2/23/2022	5.11
8/2/2022	
8/3/2022	
8/4/2022	5.12
2/6/2023	
2/7/2023	
2/8/2023	5.08
8/1/2023	
8/2/2023	
8/3/2023	5.13
2/6/2024	
2/7/2024	5.22
2/8/2024	

Prediction Limit

Constituent: Total Dissolved Solids (mg/L) Analysis Run 3/11/2024 5:18 PM View: Appendix III - Interwell

Plant McIntosh Client: Southern Company Data: McIntosh LF4 CCR

	GWC-18 (bg)	GWC-19	GWA-3 (bg)	GWA-2 (bg)	GWC-9	GWA-13 (bg)	GWC-12	GWC-1	GWC-17 (bg)
4/19/2016	106	34	<10	<10	49				
4/20/2016						<10	41	<10	29
4/21/2016									
6/14/2016			46	55		47			
6/15/2016					84		27	52	85
6/16/2016	150	34							
8/9/2016			18	6		10			<10
8/10/2016		32			44		6	10	
8/11/2016	78								
9/26/2016				24					
9/27/2016			30		30	16	16	30	6
9/28/2016	43	13							
11/14/2016			26						
11/15/2016		64		38	32	4 (J)	22	32	24
11/16/2016	140								
1/10/2017			18	18					
1/11/2017	64								20
1/12/2017						26	44	52	
1/13/2017					54				
1/16/2017		12							
1/17/2017									
2/28/2017			22	12		6			
3/1/2017	88	72			34		8	44	38
3/2/2017									
4/19/2017			14	14					
4/20/2017						<10	<10	20	6
4/24/2017					<10				
4/25/2017	92	62							
7/13/2017									
10/10/2017				10					
10/11/2017			30			32		54	48
10/12/2017	54	38			20		12		
12/12/2017									
12/13/2017									
1/10/2018			28	6		10			
1/11/2018							34	100	18
1/12/2018	110	81			48				
7/11/2018	16 (J)	38 (J)	12 (J)	16 (J)		28 (J)			22 (J)
7/12/2018					42 (J)		26 (J)	24 (J)	
1/29/2019		62	27	36		24			37
1/30/2019	100 (J)				42 (J)		22 (J)	55 (J)	
3/26/2019						<10			
3/27/2019	79	61	35	36	34		24	26	38
9/10/2019						21			
9/11/2019	45	49	15	28	43		28	49	31
3/31/2020						17			
4/1/2020	73	52	20	32	36		20	39	27
4/2/2020									
9/15/2020	64		<10	22		17		25	26
9/16/2020		60			<10		17		
3/16/2021		65	25	24		23	19	29	25
3/17/2021	59				40				

ND substitution: RL or RL/2 if <15% NDs.

Prediction Limit

Constituent: Total Dissolved Solids (mg/L) Analysis Run 3/11/2024 5:18 PM View: Appendix III - Interwell

Plant McIntosh Client: Southern Company Data: McIntosh LF4 CCR

	GWC-18 (bg)	GWC-19	GWA-3 (bg)	GWA-2 (bg)	GWC-9	GWA-13 (bg)	GWC-12	GWC-1	GWC-17 (bg)
8/17/2021			21	48					
8/18/2021						21	20	33	
8/19/2021	71	57			37				32
2/22/2022			16	27		17			27
2/23/2022	54	41			30		16	31	
8/2/2022	39		11	12		<10			15
8/3/2022		50			42		25	33	
8/4/2022									
2/6/2023						19			
2/7/2023	90		25	32			27	34	
2/8/2023		54			44				35
8/1/2023				26		35			
8/2/2023	89	51	31		45		28	35	38
8/3/2023									
2/6/2024			22	34		23			34
2/7/2024	88	48			50			33	
2/8/2024							23		

ND substitution: RL or RL/2 if <15% NDs.

Prediction Limit

Constituent: Total Dissolved Solids (mg/L) Analysis Run 3/11/2024 5:18 PM View: Appendix III - Interwell

Plant McIntosh Client: Southern Company Data: McIntosh LF4 CCR

	GWA-5 (bg)	GWA-4A (bg)	GWA-16 (bg)	GWA-14 (bg)	GWC-11	GWC-20	GWC-21	GWC-10	GWA-15 (bg)
4/19/2016									
4/20/2016	<10	<10	<10	<10	32				
4/21/2016						28	<10	49	<10
6/14/2016	62	67		65					
6/15/2016			67		81				58
6/16/2016						42	30	109	
8/9/2016	6		4 (J)	24					6
8/10/2016					64	6	<10	58	
8/11/2016		<10							
9/26/2016									
9/27/2016	10	28	18	14	60	20	14	100	16
9/28/2016									
11/14/2016		48							
11/15/2016	32		26	18	72	82	58	94	18
11/16/2016									
1/10/2017		22							
1/11/2017	12		<10	6					8
1/12/2017					84		38	110	
1/13/2017						36			
1/16/2017									
1/17/2017									
2/28/2017	<10	32		14					4 (J)
3/1/2017			6		64	40	32	110	
3/2/2017									
4/19/2017									
4/20/2017	34	20	<10	<10					10
4/24/2017					46		16	32	
4/25/2017						14			
7/13/2017									
10/10/2017		24							
10/11/2017	40		24	22	88				26
10/12/2017						22	12	74	
12/12/2017								150	
12/13/2017					68				
1/10/2018	48	42							
1/11/2018			6	36	10		20	150	56
1/12/2018						56			
7/11/2018	22 (J)	<5 (J)	24 (J)	20 (J)		32 (J)	52 (J)		<5 (J)
7/12/2018					94 (J)			140 (J)	
1/29/2019	34	26	26	22		27			23
1/30/2019					89 (J)		43 (J)	160 (J)	
3/26/2019	21	39	27	17					17
3/27/2019					79	57	33	130	
9/10/2019	13	36	13	16					
9/11/2019					39	45	23	130	15
3/31/2020	28	27							
4/1/2020			15	<10		26	21	130	21
4/2/2020					63				
9/15/2020	23		14	17	82	34	24	140	13
9/16/2020		21							
3/16/2021			20	17		37		130	
3/17/2021	31	36			81		24		29

ND substitution: RL or RL/2 if <15% NDs. Substitution method for trace values of the form <PQL(J): PQL.

Prediction Limit

Constituent: Total Dissolved Solids (mg/L) Analysis Run 3/11/2024 5:19 PM View: Appendix III - Interwell

Plant McIntosh Client: Southern Company Data: McIntosh LF4 CCR

	GWA-5 (bg)	GWA-4A (bg)	GWA-16 (bg)	GWA-14 (bg)	GWC-11	GWC-20	GWC-21	GWC-10	GWA-15 (bg)
8/17/2021			19	19					
8/18/2021					97			140	
8/19/2021	20	26				40	32		21
2/22/2022	21		17	16		33			22
2/23/2022		21			70		26	130	
8/2/2022	11		<10	13	35				11
8/3/2022		20				35		130	
8/4/2022							26		
2/6/2023									
2/7/2023	24	21	24	23					23
2/8/2023					71	31	32	130	
8/1/2023	19	25	35						47
8/2/2023				26	79	36		130	
8/3/2023							30		
2/6/2024	25	20	27	20					28
2/7/2024					73	33	28	130	
2/8/2024									

ND substitution: RL or RL/2 if <15% NDs.

Prediction Limit

Constituent: Total Dissolved Solids (mg/L) Analysis Run 3/11/2024 5:19 PM View: Appendix III - Interwell

Plant McIntosh Client: Southern Company Data: McIntosh LF4 CCR

	GWC-23
4/19/2016	
4/20/2016	
4/21/2016	
6/14/2016	
6/15/2016	
6/16/2016	78
8/9/2016	
8/10/2016	88
8/11/2016	
9/26/2016	
9/27/2016	
9/28/2016	35
11/14/2016	
11/15/2016	
11/16/2016	98
1/10/2017	
1/11/2017	
1/12/2017	
1/13/2017	
1/16/2017	
1/17/2017	36
2/28/2017	
3/1/2017	
3/2/2017	38
4/19/2017	
4/20/2017	
4/24/2017	
4/25/2017	28
7/13/2017	20
10/10/2017	
10/11/2017	
10/12/2017	24
12/12/2017	
12/13/2017	
1/10/2018	
1/11/2018	
1/12/2018	43
7/11/2018	
7/12/2018	40
1/29/2019	
1/30/2019	38 (J)
3/26/2019	
3/27/2019	42
9/10/2019	
9/11/2019	24
3/31/2020	
4/1/2020	25
4/2/2020	
9/15/2020	27
9/16/2020	
3/16/2021	
3/17/2021	24

Prediction Limit

Constituent: Total Dissolved Solids (mg/L) Analysis Run 3/11/2024 5:19 PM View: Appendix III - Interwell

Plant McIntosh Client: Southern Company Data: McIntosh LF4 CCR

	GWC-23
8/17/2021	
8/18/2021	
8/19/2021	32
2/22/2022	
2/23/2022	23
8/2/2022	
8/3/2022	
8/4/2022	33
2/6/2023	
2/7/2023	
2/8/2023	31
8/1/2023	
8/2/2023	
8/3/2023	36
2/6/2024	
2/7/2024	33
2/8/2024	

APPENDIX B

Statistical Analysis Reports
August 2024 Monitoring Event

GROUNDWATER STATS CONSULTING

January 31, 2025

Southern Company Services
Attn: Mr. Trey Singleton
241 Ralph McGill Blvd NE, Bin 10160
Atlanta, Georgia 30308

Re: Plant McIntosh Landfill #4
Assessment Monitoring – August 2024

Dear Mr. Singleton,

Groundwater Stats Consulting, formerly the statistical consulting division of Sanitas Technologies, is pleased to provide the background update and statistical analysis of the August 2024 Semi-Annual Groundwater Detection Monitoring for Georgia Power Company's McIntosh Landfill #4. The analysis complies with the federal rule for the Disposal of Coal Combustion Residuals (CCR) from Electric Utilities (CCR Rule, 2015), the Georgia Environmental Protection Division (EPD) Rules for Solid Waste Management Chapter 391-3-4-.10, and follows the United States Environmental Protection Agency (USEPA) Unified Guidance (2009).

Sampling began for the CCR program in 2016, and for the Georgia EPD's Solid Waste Permit as early as 2006 for some wells. At least 8 background samples have been collected at each of the groundwater monitoring wells. Semi-annual sampling for select constituents has been performed for several years in accordance with the Georgia Department of Natural Resources, EPD groundwater monitoring regulations; and all available data are evaluated in this report.

The monitoring well network, as provided by Southern Company Services, consists of the following:

- **Upgradient:** GWA-2, GWA-3, GWA-4A, GWA-5, GWA-13, GWA-14, GWA-15, GWA-16, GWC-17, and GWC-18

- **Downgradient**: GWC-1, GWC-9, GWC-10, GWC-11, GWC-12, GWC-19, GWC-20, GWC-21, and GWC-23

Data were sent electronically to Groundwater Stats Consulting, and the statistical analysis was reviewed by Andrew Collins, Project Manager of Groundwater Stats Consulting. The analysis is prepared according to the recommended statistical methodology prepared in the Fall 2017 by Dr. Kirk Cameron, PhD Statistician with MacStat Consulting, primary author of the USEPA Unified Guidance.

The following constituents were evaluated:

- **CCR Appendix III -** boron, calcium, chloride, fluoride, pH, sulfate, and TDS
- **Georgia EPD Appendix I -** antimony, arsenic, barium, beryllium, cadmium, chromium, cobalt, copper, lead, mercury, nickel, selenium, silver, thallium, vanadium, and zinc

Note that when there are no detections present in downgradient wells for a given constituent, statistical analyses are not required. A list of Appendix I well/constituent pairs with 100% non-detects follows this letter. Since mercury was not required by the previous permit, time series and box plots are provided, but no statistical analyses were required for this constituent.

Due to varying detection limits in background data sets, generally due to improved laboratory practices, a substitution of the most recent reporting limit is used for all non-detects. Note that for calculation of intrawell prediction limits, substitution of the most recent reporting limit is performed separately for each well/parameter pair which can result in a different reporting limit for individual wells. This substitution method generally gives the most conservative limit in each case.

Time series plots for CCR Appendix III and Georgia EPD Appendix I parameters at all wells are provided for the purpose of screening data at these wells (Figure A). Additionally, a separate section of box plots is included for all constituents at upgradient and downgradient wells (Figure B). The time series plots are used to initially screen for suspected outliers and trends, while the box plots provide visual representation of variation within individual wells and between all wells. Values in background which have been flagged as outliers may be seen in a lighter font and as a disconnected symbol on the graphs.

Data at all wells were evaluated during the background screening in 2019 for the following: 1) outliers; 2) trends; 3) most appropriate statistical method based on site

characteristics of groundwater data upgradient of the facility; and 4) eligibility of downgradient wells when intrawell statistical methods are recommended. Power curves were provided during the screening to demonstrate that the selected statistical methods for the parameters listed above comply with the USEPA Unified Guidance and the Georgia Environmental Protection Division Rules for Solid Waste Management Chapter 391-3-4-.10. The EPA suggests the selected statistical method should provide at least 55% power at 3 standard deviations or at least 80% power at 4 standard deviations. Power curves were based on the following:

Georgia EPD Appendix I Constituents:

- Semi-Annual Sampling
- Intrawell Prediction Limits with 1-of-2 resample plan (all Georgia EPD parameters)
- # Constituents: 15 (Mercury not included)
- # Downgradient wells: 9

CCR Appendix III Constituents:

- Semi-Annual Sampling
- Intrawell Prediction Limits with 1-of-2 resample plan – (sulfate)
- Interwell Prediction Limits with 1-of-2 resample plan – (boron, calcium, chloride, fluoride, pH, and TDS)
- # Constituents: 7
- # Downgradient wells: 9

Summary of Statistical Methods – All Constituents

Parametric prediction limits are utilized when the screened historical data follow a normal or transformed-normal distribution. When data cannot be normalized or the majority of data are non-detects, a nonparametric test is utilized. While the false positive rate associated with the parametric limits is based on an annual 10% (5% for each semi-annual sample event) as recommended by the EPA Unified Guidance (2009), the false positive rate associated with the nonparametric limits is dependent upon the available background sample size, number of future comparisons, and verification resample plan. The distribution of data is tested using the Shapiro-Wilk/Shapiro-Francia test for normality. After testing for normality and performing any adjustments as discussed below (US EPA, 2009), data are analyzed using either parametric or non-parametric prediction limits. Non-detects are handled as follows:

- No statistical analyses are required on wells and analytes containing 100% non-detects (USEPA Unified Guidance, 2009, Chapter 6).
- When data contain <15% non-detects, simple substitution of one-half the reporting limit is utilized in the statistical analysis. The reporting limit utilized for non-detects is the most recent practical quantification limit (PQL) as reported by the laboratory.
- When data contain between 15-50% non-detects, the Kaplan-Meier non-detect adjustment is applied to the background data for parametric prediction limits. This technique adjusts the mean and standard deviation of the historical concentrations to account for concentrations below the reporting limit.
- Nonparametric prediction limits are used on data containing greater than 50% non-detects.

Natural systems continuously evolve due to physical changes made to the environment. Examples include capping a landfill, paving areas near a well, or lining a drainage channel to prevent erosion. Periodic updating of background statistical limits is necessary to accommodate these types of changes. In the interwell case, prediction limits are updated with upgradient well data during each event after careful screening for any new outliers. In the intrawell case, data for all wells and constituents may re-evaluated when a minimum of 4 new data points is available to determine whether earlier concentrations are representative of present-day groundwater quality. In some cases, an earlier portion of data may be deselected prior to construction of limits to provide sensitive limits that will rapidly detect changes in groundwater quality. Even though the data are excluded from the calculation, the values will continue to be reported and shown in tables and graphs.

Two-Step Statistical Analysis

Intrawell statistical methods, combined with a 1-of-2 resample plan, may be used as a conservative first step for identifying potential facility impacts in downgradient wells. Intrawell methods use background data for individual wells and may be overly sensitive to variation. In particular for nonparametric limits with small background sample sizes, the probability of a false positive is much higher than the desired annual sitewide rate of 10%. Therefore, a large number of exceedances may occur as a result of spatial variation rather than facility impacts. A second step can be used to further evaluate those exceedances and reduce the overall number of statistically significant increases (SSIs) that result from spatial variation. In instances where intrawell statistical methods identify an apparent SSI, a second step of interwell statistical evaluation may be used to determine whether the measurement exceeds the sitewide background limit based on pooled upgradient well data. This is similar in concept to the procedure used in compliance monitoring programs where an interwell statistical limit is used to determine "background" (USEPA Unified

Guidance (2009), Chapter 7, Section 7.5). For the detection monitoring program, if the result does not exceed sitewide (interwell) background, an SSI is not declared.

When the result exceeds the sitewide (interwell) background, the 1-of-2 resample plan allows for collection of an independent resample to confirm or disconfirm the initial finding. A statistically significant increase is not declared unless the resample also exceeds the intrawell prediction limit (United States Environmental Protection Agency (USEPA) Unified Guidance, March 2009, Chapter 19). When the resamples confirm the initial exceedance, further research would be required to identify the cause of the exceedance (i.e., impact from the site, natural variation, or an off-site source). When any resample falls within the statistical limit, the initial exceedance is considered to be a false positive result, and no further action is necessary. In cases where intrawell and interwell exceedances are noted and no resamples are collected, the initial exceedance will be considered a confirmed statistically significant increase (SSI).

Trend tests, in addition to interwell prediction limits, are recommended for well/constituent pairs found to have an initial intrawell SSI. Trend analysis will provide for detection of long-term changes and potential facility impacts at a given well in cases where the concentrations at that well remain below the sitewide upgradient limits. Thus, the two-step approach has additional capability to detect long-term changes at downgradient wells compared to interwell methods alone. While a trend may be identified by visual inspection, a quantification of the trend and its significance is needed to identify whether concentrations are statistically significantly increasing, decreasing, or remaining stable over time. The absence of a statistically significant increasing trend indicates that an initial intrawell exceedance is short-term and may be the result of spatial variation rather than a facility impact to groundwater. If a facility impact has occurred, it will likely result in additional exceedances in future sampling events. When a statistically significant increasing trend is noted, additional data may be needed to provide reasonable evidence that the initial intrawell statistical exceedance is a result of spatial variation rather than facility impact.

Background Screening Summary – Georgia EPD Appendix I Constituents – Conducted in August 2019

Outlier Analysis

Time series plots were used to identify suspected outliers, or extreme values that would result in limits that are not representative of the current background data population. Suspected outliers at all wells and parameters are formally tested using Tukey's box plot

method and, when identified, flagged in the computer database with "o" and deselected prior to construction of statistical limits.

Using the Tukey box plot method, several outliers were identified. When the most recent values are identified as outliers, values are often not flagged in the database at that time (except in cases where they would cause background limits to be elevated) as they may represent a possible trend. If future values do not remain at similar concentrations, these values may be flagged as outliers and deselected. Several low values exist in the data sets and appear on the graphs as possible low outliers relative to the laboratory's Practical Quantitation Limit. However, these values are observed trace values (i.e., measurements reported by the laboratory between the Method Detection Limit and the Practical Quantitation Limit) and, therefore, were not flagged as outliers. Due to changing reporting limits for many constituents, when the non-detects are replaced with the most recent reporting limit, previously flagged "J" values (or estimated values) may require flagging as outliers if they are much higher than current reporting limits. This was not required during the 2019 screening.

Of the outliers identified by Tukey's method, several values were flagged in the database. The remaining values were similar to other measurements within a given well, neighboring wells, or were reported non-detects. Several other values were flagged in addition to those identified by Tukey's because the values were higher than all remaining concentrations and would cause the statistical limits to be elevated. All flagged values were re-evaluated during the June 2020 analysis. An additional value of cobalt was flagged in well GWC-21. Values for several constituents were unflagged when they were only slightly higher than other detected values and appeared to represent spatial variation. The resulting prediction limits will still be conservative, yet less prone to false positives.

Additionally, when any values are flagged in the database as outliers, they are plotted in a disconnected and lighter symbol on the time series graph. The accompanying data pages display the flagged value in a lighter font as well. A substitution of the most recent reporting limit is applied when varying detection limits exist in the data.

Seasonality

No obvious seasonal patterns were observed on the time series plots for any of the detected data; therefore, no deseasonalizing adjustments were made to the data. When seasonal patterns are observed, data may be deseasonalized so that the resulting limits will correctly account for the seasonality as a predictable pattern rather than random variation or a release.

Trend Tests

While trends may be identified by visual inspection, a quantification of the trend and its significance is needed. The Sen's Slope/Mann Kendall trend test, which tests for statistically significant increasing or decreasing trends, was used to evaluate data at all upgradient wells and downgradient wells with detections.

In the absence of suspected contamination, significant trending data are typically not included as part of the background data used for construction of prediction limits. This step serves to eliminate the trend and reduce variation in background. When statistically significant decreasing trends are present, all available data are evaluated to determine whether earlier concentration levels are significantly different from current reported concentrations and are deselected as necessary. A few statistically significant increasing trends were noted for barium in wells GWA-2, GWC-1, and GWA-5 (formerly GWB-5) and adjustments were made to eliminate the trend. The trend test results were included with the screening report, and a summary report of special cases of date ranges used in construction of the statistical limits follows this report.

Determination of Spatial Variation

The Analysis of Variance (ANOVA) was used to statistically evaluate differences in average concentrations among upgradient wells for constituents detected in downgradient wells. The ANOVA assists in identifying the most appropriate statistical approach. Interwell tests, which compare downgradient well data to statistical limits constructed from pooled upgradient well data, are appropriate when average concentrations are similar across upgradient wells. Intrawell tests, which compare compliance data from a single well to screened historical data within the same well, are appropriate when upgradient wells exhibit spatial variation; when statistical limits constructed from upgradient wells are not representative of the current background data population; and when downgradient water quality is unimpacted compared to upgradient water quality for the same parameter.

The ANOVA identified significant differences among upgradient well data for: arsenic, barium, beryllium, cadmium, calcium, chromium, cobalt, copper, nickel, and thallium. No significant differences were noted for antimony, lead, selenium, vanadium, and zinc. The ANOVA could not test silver as there was no variation in the measurements among the upgradient wells.

Where variation is not identified, this suggests that interwell analysis would be the most appropriate statistical method for these constituents. However, because this is a lined landfill with pre-waste data showing that metals occur in low level concentrations,

intrawell methods are recommended as the primary statistical method for all detected well/constituent pairs.

Appendix I and Appendix III Background Update Summary – Conducted in March 2024

Statistical limits for Appendix I and III parameters were formally updated in March 2020, March 2022, and March 2024. All proposed background data were screened for outliers and trends along with eligibility of established background data being updated with compliance data. Discussions of previous updates were submitted during the respective reports, and a summary of the March 2024 background update is provided below.

Outlier Testing

Prior to updating prediction limits during the March 2024 analysis, Tukey's outlier test and visual screening were used to re-evaluate data through August 2023 at all wells for parameters using intrawell prediction limits (all Appendix I parameters and sulfate for Appendix III parameters) and through February 2024 at all upgradient wells for parameters utilizing interwell prediction limits (boron, calcium, chloride, fluoride, pH, and TDS). Visual screening and Tukey's test confirmed previously flagged values and identified potential outliers, but not all of these values were flagged as some measurements appeared to be representative of spatial variation. Although not identified by Tukey's test, the two highest values for sulfate in upgradient well GWA-14 were flagged as outliers in order to construct statistical limits that are conservative (i.e., lower) from a regulatory perspective and representative of present-day groundwater quality conditions. Any flagged data are displayed in a lighter font and as a disconnected symbol on the time series reports, as well as in a lighter font on the accompanying data pages. A summary of flagged outliers follows this letter (Figure C).

Mann Whitney Testing - Intrawell

For constituents requiring intrawell prediction limits (All Appendix I parameters and sulfate for Appendix III parameters), the Mann-Whitney (Wilcoxon Rank Sum) test was used to compare the medians of historical data through August 2021 for Appendix I and III constituents to the medians of the new compliance samples at each well through August 2023. Any previously truncated records were also compared to more recent compliance data through August 2023. Discussions of any truncated records were included in previous background update reports. If the medians of the two groups are not significantly different at the 99% confidence level, background data are typically updated to include the newer compliance data.

Several statistically significant differences were found between the two groups for the Appendix I and III constituents. Typically, when the test concludes that the medians of the two groups are significantly different, particularly in the downgradient wells, the background data are not updated to include the newer data unless it can be reasonably justified that the change in concentrations reflects a shift unrelated to practices at the site. In studies in which at least one of the segments being compared is of short duration, the comparison is complicated by the fact that normal short-term variation may be mistaken for long-term change in medians.

In most cases with significant differences for Appendix I parameters, the compliance concentrations were similar to those reported historically, or the magnitudes of the differences in medians were low relative to average concentrations. Therefore, the records for these well/constituent pairs were updated through August 2023. Note that earlier measurements for cobalt at downgradient well GWC-20 were truncated due to more recent measurements reported at lower concentrations than historical concentrations and to construct statistical limits that are representative of present-day groundwater quality conditions.

Additionally, while the Mann-Whitney test did not identify a statistically significant decrease in medians for barium at downgradient well GWC-23, the earlier portion of the record was truncated to construct conservative (i.e., lower) statistical limits using more recent lower reported measurements.

Regarding Appendix III parameters tested using intrawell prediction limits (sulfate), no statistically significant increases in medians were identified. While a statistically significant decrease in medians was identified for sulfate in downgradient well GWC-11, the record for this well/constituent pair was updated because the most recent concentrations for downgradient well GWC-11 were not considerably lower than observations reported historically and all measurements are similar to those reported in one or more upgradient wells.

All records were updated through August 2023. The results of the Mann-Whitney test were provided in the background update report. A summary of special cases with background data sets utilizing a truncated portion of their record follows this letter.

Interwell – Trend Test Evaluation

For parameters which are tested using interwell prediction limits, the Sen's Slope/Mann-Kendall trend test was used to test data in upgradient wells through February 2024 to determine whether concentrations are statistically increasing, decreasing or stable at the

99% confidence level. Statistically significant trends were identified for the following well/constituent pairs:

Increasing
- Calcium: GWA-13, GWA-15, and GWA-16
- Chloride: GWC-17

Decreasing
- Calcium: GWA-2, GWA-3, GWA-4A, and GWC-18
- Chloride: GWA-3
- Fluoride: GWC-18
- pH: GWA-4A, GWA-5, GWA-13, GWA-14, GWA-16, and GWC-18

Regarding well/constituent pairs with increasing trends, the magnitude of the trends were low relative to average concentrations and would not have a significant impact on resulting statistical limits. Although decreasing trends were identified for calcium, chloride, fluoride, and pH in among upgradient wells, magnitude of the trends were also low relative to average concentrations among pooled upgradient well data. Therefore, no adjustments were required. All available data through February 2024 from upgradient wells were used to construct interwell prediction limits for boron, calcium, chloride, fluoride, pH, and TDS. As more data are collected, all upgradient well data will be re-evaluated for possible deselection of earlier portions of the records if the measurements no longer represent present-day groundwater quality conditions.

Statistical Analysis of Georgia EPD Appendix I Constituents – August 2024

Intrawell limits constructed from carefully screened background data from within each well serve to provide statistical limits that are representative of the background data population, and that will rapidly identify a change in more recent compliance data from within a given well. The most recent sample from the same well is compared to its respective background. This statistical method removes the element of variation from across wells and eliminates the chance of mistaking spatial variation for a release from the facility.

In cases where downgradient average concentrations are higher than observed upgradient concentrations for a given constituent where intrawell analyses are recommended, the current assumption is that this is due to spatial variation rather than a result of practices at the landfill. Validation of this assumption requires a separate analysis or investigation that is beyond the scope of this data screening study. However, for this

site, the pre-waste data support the assumption of spatial variation rather than impacts of the landfill.

Intrawell Prediction Limits

Intrawell prediction limits, combined with a 1-of-2 resample plan, were constructed using all available data, except for the cases mentioned above, through August 2023 within each well with detections. (Figure D). Compliance data are compared to these intrawell background limits during each subsequent semi-annual sample event. As mentioned above, no statistical analyses were included for well/constituent pairs containing 100% non-detects. Note that the reporting limit for zinc at downgradient well GWC-23 decreased from 0.02 mg/L to 0.005 mg/L during the August 2024 event and resulted in a slightly lower intrawell prediction limit for this well/constituent pair.

In the event of an initial exceedance of compliance well data, the 1-of-2 resample plan allows for collection of two additional samples to determine whether the initial exceedance is confirmed. When the resample confirms the initial exceedance, a statistically significant increase (SSI) is identified, and further research would be required to identify the cause of the exceedance (i.e., impact from the site, natural variation, or an off-site source). If any resample falls within the statistical limit, the initial exceedance is considered to be a false positive result, and no further action is necessary. A summary of prediction limits follows this report. Exceedances were identified for the following well/constituent pairs:

- Zinc: GWA-16, GWA-2 (both upgradient), and GWC-12

Two-Step Approach

Following the Two-Step analysis procedure, interwell prediction limits are constructed using pooled upgradient well data through August 2024 to evaluate well/constituent pairs with intrawell prediction limit exceedances in downgradient wells (Figure E). No exceedance was identified for zinc at downgradient well GWC-12.

Trend Tests

When prediction limit exceedances occur in any of the downgradient wells, data are further evaluated using the Sen's Slope/Mann Kendall trend test to determine whether concentrations are statistically increasing, decreasing, or stable at the 99% confidence level. Upgradient wells are included in the trend analyses to identify whether similar patterns exist upgradient of the site which is an indication of variability in groundwater

unrelated to practices at the site. A summary of trend tests for Appendix I parameters follows this report and no statistically significant trends were identified. (Figure F).

Statistical Analysis of CCR Appendix III Parameters – August 2024

Intrawell Prediction Limits

For sulfate, intrawell prediction limits, combined with a 1-of-2 resample plan, were constructed using all historical data through August 2023 (Figure G). As mentioned above, intrawell limits constructed from carefully screened background data from within each well serve to provide statistical limits that are representative of the background data population, and that will rapidly identify a change in more recent compliance data from within a given well. The August 2024 samples are compared to these intrawell background limits for this analysis. When exceedances are identified upgradient of the facility it is an indication of variation in groundwater quality assumed to be unrelated to practices at the facility. No exceedances were found for sulfate; therefore, no further action is necessary.

Two-Step Approach

The Two-Step approach as discussed earlier consists of constructing interwell prediction limits using pooled upgradient well data to further evaluate the apparent intrawell prediction limit exceedances at downgradient wells. This step was not necessary as no apparent intrawell prediction limit exceedances were identified among downgradient wells.

Interwell Prediction Limits

For boron, calcium, chloride, fluoride, pH, and TDS, interwell prediction limits, combined with a 1-of-2 resample plan, were constructed using all historical upgradient well data through August 2024 (Figure H). Interwell prediction limits pool upgradient well data to establish a background limit for an individual constituent. The August 2024 sample from each downgradient well is compared to the background limit to determine whether initial exceedances are present.

In the event of an initial exceedance of compliance well data, the 1-of-2 resample plan allows for collection of one additional sample to determine whether the initial exceedance is confirmed. If the resample falls within the statistical limit, the initial exceedance is considered to be a false positive result; therefore, no exceedance is noted, and no further action is necessary. If no resample is collected, the original result is considered a confirmed exceedance. No exceedances were identified for any of the well/constituent pairs.

Trend Tests

When prediction limit exceedances occur in any of the downgradient wells, data are further evaluated using the Sen's Slope/Mann Kendall trend test to determine whether concentrations are statistically increasing, decreasing, or stable at the 99% confidence level. Upgradient wells are included in the trend analyses to identify whether similar patterns exist upgradient of the site which is an indication of variability in groundwater unrelated to practices at the site. This step was not necessary as no exceedances were identified in any of the downgradient wells.

Summary

Georgia EPD Appendix I

Based on the results of the Appendix I intrawell prediction limits and two-step approach, no exceedances were identified.

CCR Appendix III

Based on the results of the Appendix III constituents requiring intrawell prediction limits for sulfate and interwell prediction limits for boron, calcium, chloride, fluoride, pH, and TDS, no exceedances were identified.

Thank you for the opportunity to assist you in the statistical analysis of groundwater quality for Plant McIntosh's Landfill #4. If you have any questions or comments, please feel free to contact us.

For Groundwater Stats Consulting,





Abdul Diane
Groundwater Analyst

Andrew T. Collins
Project Manager

Sanitas™ v.10.0.22 Software licensed to Groundwater Stats Consulting. UG

Date Ranges

Date: 9/30/2024 1:56 PM

Plant McIntosh Client: Southern Company Data: McIntosh LF4 CCR

Barium (mg/L)
- GWA-2 background:1/16/2015-8/1/2023
- GWA-5 background:1/19/2013-8/1/2023
- GWC-1 background:1/20/2013-8/2/2023
- GWC-18 background:8/11/2016-8/2/2023
- GWC-19 background:4/19/2016-8/2/2023
- GWC-20 background:6/16/2016-8/2/2023
- GWC-23 background:3/27/2019-8/3/2023

Cobalt (mg/L)
- GWC-20 background:7/25/2017-8/2/2023

Sulfate (mg/L)
- GWA-14 background:8/9/2016-8/2/2023
- GWC-17 background:6/15/2016-8/2/2023
- GWC-20 background:8/10/2016-8/2/2023

Sanitas™ v.10.0.22 Software licensed to Groundwater Stats Consulting. UG

100% Non-Detects: Appendix I Downgradient

Analysis Run 9/30/2024 7:21 PM View: Appendix I
Plant McIntosh Client: Southern Company Data: McIntosh LF4 CCR

Antimony (mg/L)
GWC-10, GWC-11, GWC-12, GWC-19, GWC-20, GWC-21, GWC-23, GWC-9

Cadmium (mg/L)
GWC-10, GWC-11, GWC-12

Copper (mg/L)
GWC-10

Lead (mg/L)
GWC-1, GWC-10, GWC-12, GWC-19, GWC-9

Selenium (mg/L)
GWC-12, GWC-23

Silver (mg/L)
GWC-1, GWC-10, GWC-12, GWC-19, GWC-20, GWC-21, GWC-23, GWC-9

Thallium (mg/L)
GWC-1

Appendix I - Intrawell Prediction Limits - Significant Results

Plant McIntosh Client: Southern Company Data: McIntosh LF4 CCR Printed 9/30/2024, 1:34 PM

Constituent	Well	Upper Lim.	Lower Lim.	Date	Observ.	Sig.	Bg N	Bg Mean	Std. Dev.	%NDs	ND Adj.	Transform	Alpha	Method
Zinc (mg/L)	**GWA-16**	**0.007341**	**n/a**	**8/13/2024**	**0.0077**	**Yes**	**21**	**0.003833**	**0.001425**	**33.33**	**Kaplan-Meier**	**No**	**0.0003901**	**Param Intra 1 of 2**
Zinc (mg/L)	**GWA-2**	**0.02**	**n/a**	**8/15/2024**	**0.029**	**Yes**	**42**	**n/a**	**n/a**	**26.19**	**n/a**	**n/a**	**0.001077**	**NP Intra (normality) 1 of 2**
Zinc (mg/L)	**GWC-12**	**0.007604**	**n/a**	**8/14/2024**	**0.017**	**Yes**	**42**	**0.1529**	**0.01957**	**38.1**	**Kaplan-Meier**	**x^(1/3)**	**0.0003901**	**Param Intra 1 of 2**

Appendix I - Intrawell Prediction Limits - All Results

Plant McIntosh Client: Southern Company Data: McIntosh LF4 CCR Printed 9/30/2024, 1:34 PM

Constituent	Well	Upper Lim.	Lower Lim.	Date	Observ.	Sig.	Bg N	Bg Mean	Std. Dev.	%NDs	ND Adj.	Transform	Alpha	Method
Antimony (mg/L)	GWA-13	0.002	n/a	8/13/2024	0.002ND	No	27	n/a	n/a	96.3	n/a	n/a	0.002502	NP Intra (NDs) 1 of 2
Antimony (mg/L)	GWA-14	0.002	n/a	8/13/2024	0.002ND	No	27	n/a	n/a	96.3	n/a	n/a	0.002502	NP Intra (NDs) 1 of 2
Antimony (mg/L)	GWA-15	0.002	n/a	8/13/2024	0.002ND	No	27	n/a	n/a	100	n/a	n/a	0.002502	NP Intra (NDs) 1 of 2
Antimony (mg/L)	GWA-16	0.002	n/a	8/13/2024	0.002ND	No	27	n/a	n/a	100	n/a	n/a	0.002502	NP Intra (NDs) 1 of 2
Antimony (mg/L)	GWA-2	0.002	n/a	8/15/2024	0.002ND	No	48	n/a	n/a	97.92	n/a	n/a	0.0008339	NP Intra (NDs) 1 of 2
Antimony (mg/L)	GWA-3	0.0022	n/a	8/13/2024	0.002ND	No	48	n/a	n/a	95.83	n/a	n/a	0.0008339	NP Intra (NDs) 1 of 2
Antimony (mg/L)	GWA-4A	0.002	n/a	8/13/2024	0.002ND	No	48	n/a	n/a	100	n/a	n/a	0.0008339	NP Intra (NDs) 1 of 2
Antimony (mg/L)	GWA-5	0.002	n/a	8/13/2024	0.002ND	No	50	n/a	n/a	100	n/a	n/a	0.0007528	NP Intra (NDs) 1 of 2
Antimony (mg/L)	GWC-1	0.002	n/a	8/14/2024	0.002ND	No	48	n/a	n/a	97.92	n/a	n/a	0.0008339	NP Intra (NDs) 1 of 2
Antimony (mg/L)	GWC-17	0.002	n/a	8/13/2024	0.002ND	No	27	n/a	n/a	100	n/a	n/a	0.002502	NP Intra (NDs) 1 of 2
Antimony (mg/L)	GWC-18	0.002	n/a	8/14/2024	0.002ND	No	27	n/a	n/a	96.3	n/a	n/a	0.002502	NP Intra (NDs) 1 of 2
Arsenic (mg/L)	GWA-13	0.001	n/a	8/13/2024	0.001ND	No	27	n/a	n/a	96.3	n/a	n/a	0.002502	NP Intra (NDs) 1 of 2
Arsenic (mg/L)	GWA-14	0.001	n/a	8/13/2024	0.001ND	No	27	n/a	n/a	96.3	n/a	n/a	0.002502	NP Intra (NDs) 1 of 2
Arsenic (mg/L)	GWA-15	0.001	n/a	8/13/2024	0.001ND	No	27	n/a	n/a	88.89	n/a	n/a	0.002502	NP Intra (NDs) 1 of 2
Arsenic (mg/L)	GWA-16	0.001	n/a	8/13/2024	0.001ND	No	27	n/a	n/a	96.3	n/a	n/a	0.002502	NP Intra (NDs) 1 of 2
Arsenic (mg/L)	GWA-2	0.001	n/a	8/15/2024	0.001ND	No	48	n/a	n/a	100	n/a	n/a	0.0008339	NP Intra (NDs) 1 of 2
Arsenic (mg/L)	GWA-3	0.0011	n/a	8/13/2024	0.001ND	No	47	n/a	n/a	93.62	n/a	n/a	0.0008745	NP Intra (NDs) 1 of 2
Arsenic (mg/L)	GWA-4A	0.0027	n/a	8/13/2024	0.001ND	No	48	n/a	n/a	75	n/a	n/a	0.0008339	NP Intra (NDs) 1 of 2
Arsenic (mg/L)	GWA-5	0.0027	n/a	8/13/2024	0.001ND	No	50	n/a	n/a	94	n/a	n/a	0.0007528	NP Intra (NDs) 1 of 2
Arsenic (mg/L)	GWC-1	0.001	n/a	8/14/2024	0.001ND	No	48	n/a	n/a	97.92	n/a	n/a	0.0008339	NP Intra (NDs) 1 of 2
Arsenic (mg/L)	GWC-10	0.0013	n/a	8/14/2024	0.00099J	No	48	n/a	n/a	77.08	n/a	n/a	0.0008339	NP Intra (NDs) 1 of 2
Arsenic (mg/L)	GWC-11	0.005	n/a	8/14/2024	0.0018	No	48	n/a	n/a	54.17	n/a	n/a	0.0008339	NP Intra (NDs) 1 of 2
Arsenic (mg/L)	GWC-12	0.0011	n/a	8/14/2024	0.001ND	No	48	n/a	n/a	91.67	n/a	n/a	0.0008339	NP Intra (NDs) 1 of 2
Arsenic (mg/L)	GWC-17	0.001	n/a	8/13/2024	0.001ND	No	27	n/a	n/a	85.19	n/a	n/a	0.002502	NP Intra (NDs) 1 of 2
Arsenic (mg/L)	GWC-18	0.001534	n/a	8/14/2024	0.0014	No	27	0.0008549	0.0002884	22.22	Kaplan-Meier	No	0.0003901	Param Intra 1 of 2
Arsenic (mg/L)	GWC-19	0.001	n/a	8/14/2024	0.001ND	No	27	n/a	n/a	85.19	n/a	n/a	0.002502	NP Intra (NDs) 1 of 2
Arsenic (mg/L)	GWC-20	0.001	n/a	8/14/2024	0.001ND	No	27	n/a	n/a	88.89	n/a	n/a	0.002502	NP Intra (NDs) 1 of 2
Arsenic (mg/L)	GWC-21	0.0022	n/a	8/14/2024	0.001ND	No	27	n/a	n/a	77.78	n/a	n/a	0.002502	NP Intra (NDs) 1 of 2
Arsenic (mg/L)	GWC-23	0.0021	n/a	8/14/2024	0.001ND	No	22	n/a	n/a	59.09	n/a	n/a	0.003707	NP Intra (NDs) 1 of 2
Arsenic (mg/L)	GWC-9	0.001	n/a	8/14/2024	0.001ND	No	48	n/a	n/a	93.75	n/a	n/a	0.0008339	NP Intra (NDs) 1 of 2
Barium (mg/L)	GWA-13	0.03	n/a	8/13/2024	0.019	No	27	n/a	n/a	0	n/a	n/a	0.002502	NP Intra (normality) 1 of 2
Barium (mg/L)	GWA-14	0.01965	n/a	8/13/2024	0.017	No	27	0.116	0.01025	0	None	sqrt(x)	0.0003901	Param Intra 1 of 2
Barium (mg/L)	GWA-15	0.02936	n/a	8/13/2024	0.026	No	27	0.02482	0.001927	0	None	No	0.0003901	Param Intra 1 of 2
Barium (mg/L)	GWA-16	0.03473	n/a	8/13/2024	0.028	No	27	-3.684	0.1375	0	None	ln(x)	0.0003901	Param Intra 1 of 2
Barium (mg/L)	GWA-2	0.03982	n/a	8/15/2024	0.036	No	25	0.001088	0.0002091	0	None	x^2	0.0003901	Param Intra 1 of 2
Barium (mg/L)	GWA-3	0.02768	n/a	8/13/2024	0.014	No	45	0.2487	0.02426	0	None	x^(1/3)	0.0003901	Param Intra 1 of 2
Barium (mg/L)	GWA-4A	0.03888	n/a	8/13/2024	0.016	No	48	0.023	0.007191	0	None	No	0.0003901	Param Intra 1 of 2
Barium (mg/L)	GWA-5	0.06998	n/a	8/13/2024	0.036	No	30	0.2043	0.02601	0	None	sqrt(x)	0.0003901	Param Intra 1 of 2
Barium (mg/L)	GWC-1	0.05763	n/a	8/14/2024	0.04	No	30	0.03968	0.007744	0	None	No	0.0003901	Param Intra 1 of 2
Barium (mg/L)	GWC-10	0.039	n/a	8/14/2024	0.021	No	48	n/a	n/a	0	n/a	n/a	0.0008339	NP Intra (normality) 1 of 2
Barium (mg/L)	GWC-11	0.026	n/a	8/14/2024	0.011	No	47	n/a	n/a	0	n/a	n/a	0.0008745	NP Intra (normality) 1 of 2
Barium (mg/L)	GWC-12	0.016	n/a	8/14/2024	0.012	No	48	n/a	n/a	0	n/a	n/a	0.0008339	NP Intra (normality) 1 of 2
Barium (mg/L)	GWC-17	0.021	n/a	8/13/2024	0.019	No	27	n/a	n/a	0	n/a	n/a	0.002502	NP Intra (normality) 1 of 2
Barium (mg/L)	GWC-18	0.02617	n/a	8/14/2024	0.013	No	20	0.01625	0.003998	0	None	No	0.0003901	Param Intra 1 of 2
Barium (mg/L)	GWC-19	0.02161	n/a	8/14/2024	0.011	No	22	0.01353	0.003311	0	None	No	0.0003901	Param Intra 1 of 2
Barium (mg/L)	GWC-20	0.0275	n/a	8/14/2024	0.015	No	21	0.01967	0.003183	0	None	No	0.0003901	Param Intra 1 of 2
Barium (mg/L)	GWC-21	0.02763	n/a	8/14/2024	0.02	No	27	0.01876	0.003766	0	None	No	0.0003901	Param Intra 1 of 2
Barium (mg/L)	GWC-23	0.03576	n/a	8/14/2024	0.027	No	10	0.021	0.004738	0	None	No	0.0003901	Param Intra 1 of 2
Barium (mg/L)	GWC-9	0.03623	n/a	8/14/2024	0.024	No	48	0.02486	0.005149	0	None	No	0.0003901	Param Intra 1 of 2
Beryllium (mg/L)	GWA-13	0.0025	n/a	8/13/2024	0.0025ND	No	26	n/a	n/a	88.46	n/a	n/a	0.002667	NP Intra (NDs) 1 of 2
Beryllium (mg/L)	GWA-14	0.0025	n/a	8/13/2024	0.0025ND	No	27	n/a	n/a	92.59	n/a	n/a	0.002502	NP Intra (NDs) 1 of 2
Beryllium (mg/L)	GWA-15	0.0025	n/a	8/13/2024	0.0025ND	No	27	n/a	n/a	96.3	n/a	n/a	0.002502	NP Intra (NDs) 1 of 2
Beryllium (mg/L)	GWA-16	0.0025	n/a	8/13/2024	0.0025ND	No	27	n/a	n/a	92.59	n/a	n/a	0.002502	NP Intra (NDs) 1 of 2
Beryllium (mg/L)	GWA-2	0.0025	n/a	8/15/2024	0.0025ND	No	48	n/a	n/a	87.5	n/a	n/a	0.0008339	NP Intra (NDs) 1 of 2
Beryllium (mg/L)	GWA-3	0.0025	n/a	8/13/2024	0.0025ND	No	48	n/a	n/a	95.83	n/a	n/a	0.0008339	NP Intra (NDs) 1 of 2
Beryllium (mg/L)	GWA-4A	0.0025	n/a	8/13/2024	0.0025ND	No	48	n/a	n/a	91.67	n/a	n/a	0.0008339	NP Intra (NDs) 1 of 2
Beryllium (mg/L)	GWA-5	0.0025	n/a	8/13/2024	0.0025ND	No	50	n/a	n/a	94	n/a	n/a	0.0007528	NP Intra (NDs) 1 of 2
Beryllium (mg/L)	GWC-1	0.0025	n/a	8/14/2024	0.0002J	No	48	n/a	n/a	81.25	n/a	n/a	0.0008339	NP Intra (NDs) 1 of 2
Beryllium (mg/L)	GWC-10	0.0025	n/a	8/14/2024	0.0025ND	No	48	n/a	n/a	93.75	n/a	n/a	0.0008339	NP Intra (NDs) 1 of 2
Beryllium (mg/L)	GWC-11	0.0025	n/a	8/14/2024	0.0025ND	No	48	n/a	n/a	95.83	n/a	n/a	0.0008339	NP Intra (NDs) 1 of 2
Beryllium (mg/L)	GWC-12	0.0025	n/a	8/14/2024	0.0025ND	No	48	n/a	n/a	81.25	n/a	n/a	0.0008339	NP Intra (NDs) 1 of 2
Beryllium (mg/L)	GWC-17	0.001	n/a	8/13/2024	0.0006J	No	26	n/a	n/a	0	n/a	n/a	0.002667	NP Intra (normality) 1 of 2
Beryllium (mg/L)	GWC-18	0.0025	n/a	8/14/2024	0.0025ND	No	27	n/a	n/a	96.3	n/a	n/a	0.002502	NP Intra (NDs) 1 of 2
Beryllium (mg/L)	GWC-19	0.0025	n/a	8/14/2024	0.00026J	No	27	n/a	n/a	51.85	n/a	n/a	0.002502	NP Intra (NDs) 1 of 2
Beryllium (mg/L)	GWC-20	0.0025	n/a	8/14/2024	0.0002J	No	27	n/a	n/a	59.26	n/a	n/a	0.002502	NP Intra (NDs) 1 of 2
Beryllium (mg/L)	GWC-21	0.0025	n/a	8/14/2024	0.0025ND	No	27	n/a	n/a	92.59	n/a	n/a	0.002502	NP Intra (NDs) 1 of 2
Beryllium (mg/L)	GWC-23	0.0025	n/a	8/14/2024	0.0025ND	No	22	n/a	n/a	90.91	n/a	n/a	0.003707	NP Intra (NDs) 1 of 2
Beryllium (mg/L)	GWC-9	0.0025	n/a	8/14/2024	0.0025ND	No	48	n/a	n/a	91.67	n/a	n/a	0.0008339	NP Intra (NDs) 1 of 2

Appendix I - Intrawell Prediction Limits - All Results

Plant McIntosh Client: Southern Company Data: McIntosh LF4 CCR Printed 9/30/2024, 1:34 PM

Constituent	Well	Upper Lim.	Lower Lim.	Date	Observ.	Sig.	Bg N	Bg Mean	Std. Dev.	%NDs	ND Adj.	Transform	Alpha	Method
Cadmium (mg/L)	GWA-13	0.0025	n/a	8/13/2024	0.0025ND	No	27	n/a	n/a	92.59	n/a	n/a	0.002502	NP Intra (NDs) 1 of 2
Cadmium (mg/L)	GWA-14	0.0025	n/a	8/13/2024	0.0025ND	No	27	n/a	n/a	92.59	n/a	n/a	0.002502	NP Intra (NDs) 1 of 2
Cadmium (mg/L)	GWA-15	0.0025	n/a	8/13/2024	0.0025ND	No	27	n/a	n/a	100	n/a	n/a	0.002502	NP Intra (NDs) 1 of 2
Cadmium (mg/L)	GWA-16	0.0025	n/a	8/13/2024	0.0025ND	No	27	n/a	n/a	96.3	n/a	n/a	0.002502	NP Intra (NDs) 1 of 2
Cadmium (mg/L)	GWA-2	0.0025	n/a	8/15/2024	0.0025ND	No	48	n/a	n/a	100	n/a	n/a	0.0008339	NP Intra (NDs) 1 of 2
Cadmium (mg/L)	GWA-3	0.0025	n/a	8/13/2024	0.0025ND	No	48	n/a	n/a	100	n/a	n/a	0.0008339	NP Intra (NDs) 1 of 2
Cadmium (mg/L)	GWA-4A	0.0025	n/a	8/13/2024	0.0025ND	No	48	n/a	n/a	91.67	n/a	n/a	0.0008339	NP Intra (NDs) 1 of 2
Cadmium (mg/L)	GWA-5	0.0025	n/a	8/13/2024	0.0025ND	No	50	n/a	n/a	100	n/a	n/a	0.0007528	NP Intra (NDs) 1 of 2
Cadmium (mg/L)	GWC-1	0.0025	n/a	8/14/2024	0.0025ND	No	48	n/a	n/a	97.92	n/a	n/a	0.0008339	NP Intra (NDs) 1 of 2
Cadmium (mg/L)	GWC-17	0.0007865	n/a	8/13/2024	0.00062J	No	27	0.0005768	0.00008904	0	None	No	0.0003901	Param Intra 1 of 2
Cadmium (mg/L)	GWC-18	0.0025	n/a	8/14/2024	0.0025ND	No	27	n/a	n/a	96.3	n/a	n/a	0.002502	NP Intra (NDs) 1 of 2
Cadmium (mg/L)	GWC-19	0.0025	n/a	8/14/2024	0.00015J	No	27	n/a	n/a	74.07	n/a	n/a	0.002502	NP Intra (NDs) 1 of 2
Cadmium (mg/L)	GWC-20	0.0025	n/a	8/14/2024	0.00016J	No	27	n/a	n/a	55.56	n/a	n/a	0.002502	NP Intra (NDs) 1 of 2
Cadmium (mg/L)	GWC-21	0.0025	n/a	8/14/2024	0.00013J	No	27	n/a	n/a	77.78	n/a	n/a	0.002502	NP Intra (NDs) 1 of 2
Cadmium (mg/L)	GWC-23	0.0025	n/a	8/14/2024	0.000095J	No	22	n/a	n/a	81.82	n/a	n/a	0.003707	NP Intra (NDs) 1 of 2
Cadmium (mg/L)	GWC-9	0.0025	n/a	8/14/2024	0.0001J	No	48	n/a	n/a	95.83	n/a	n/a	0.0008339	NP Intra (NDs) 1 of 2
Chromium (mg/L)	GWA-13	0.0094	n/a	8/13/2024	0.0022	No	25	n/a	n/a	64	n/a	n/a	0.002832	NP Intra (NDs) 1 of 2
Chromium (mg/L)	GWA-14	0.0047	n/a	8/13/2024	0.0028	No	26	n/a	n/a	80.77	n/a	n/a	0.002667	NP Intra (NDs) 1 of 2
Chromium (mg/L)	GWA-15	0.0051	n/a	8/13/2024	0.0031	No	26	n/a	n/a	61.54	n/a	n/a	0.002667	NP Intra (NDs) 1 of 2
Chromium (mg/L)	GWA-16	0.024	n/a	8/13/2024	0.0018J	No	26	n/a	n/a	34.62	n/a	n/a	0.002667	NP Intra (normality) 1 of 2
Chromium (mg/L)	GWA-2	0.003296	n/a	8/15/2024	0.0018J	No	47	0.0394	0.00814	19.15	Kaplan-Meier	sqrt(x)	0.0003901	Param Intra 1 of 2
Chromium (mg/L)	GWA-3	0.0049	n/a	8/13/2024	0.0017J	No	47	n/a	n/a	36.17	n/a	n/a	0.0008745	NP Intra (normality) 1 of 2
Chromium (mg/L)	GWA-4A	0.0096	n/a	8/13/2024	0.002ND	No	48	n/a	n/a	72.92	n/a	n/a	0.0008339	NP Intra (NDs) 1 of 2
Chromium (mg/L)	GWA-5	0.0054	n/a	8/13/2024	0.0043	No	49	n/a	n/a	67.35	n/a	n/a	0.0007934	NP Intra (NDs) 1 of 2
Chromium (mg/L)	GWC-1	0.005	n/a	8/14/2024	0.0032	No	48	n/a	n/a	39.58	n/a	n/a	0.0008339	NP Intra (normality) 1 of 2
Chromium (mg/L)	GWC-10	0.01	n/a	8/14/2024	0.0047	No	48	n/a	n/a	18.75	n/a	n/a	0.0008339	NP Intra (normality) 1 of 2
Chromium (mg/L)	GWC-11	0.01022	n/a	8/14/2024	0.0053	No	48	0.005628	0.002078	2.083	None	No	0.0003901	Param Intra 1 of 2
Chromium (mg/L)	GWC-12	0.01	n/a	8/14/2024	0.0021	No	48	n/a	n/a	16.67	n/a	n/a	0.0008339	NP Intra (normality) 1 of 2
Chromium (mg/L)	GWC-17	0.01	n/a	8/13/2024	0.0033	No	26	n/a	n/a	19.23	n/a	n/a	0.002667	NP Intra (normality) 1 of 2
Chromium (mg/L)	GWC-18	0.006073	n/a	8/14/2024	0.0037	No	26	-5.997	0.3771	0	None	ln(x)	0.0003901	Param Intra 1 of 2
Chromium (mg/L)	GWC-19	0.0056	n/a	8/14/2024	0.0023	No	26	n/a	n/a	11.54	n/a	n/a	0.002667	NP Intra (normality) 1 of 2
Chromium (mg/L)	GWC-20	0.005	n/a	8/14/2024	0.0015J	No	26	n/a	n/a	76.92	n/a	n/a	0.002667	NP Intra (NDs) 1 of 2
Chromium (mg/L)	GWC-21	0.0044	n/a	8/14/2024	0.0013J	No	25	n/a	n/a	88	n/a	n/a	0.002832	NP Intra (NDs) 1 of 2
Chromium (mg/L)	GWC-23	0.004	n/a	8/14/2024	0.0039	No	22	n/a	n/a	50	n/a	n/a	0.003707	NP Intra (normality) 1 of 2
Chromium (mg/L)	GWC-9	0.0043	n/a	8/14/2024	0.0013J	No	47	n/a	n/a	65.96	n/a	n/a	0.0008745	NP Intra (NDs) 1 of 2
Cobalt (mg/L)	GWA-13	0.0014	n/a	8/13/2024	0.00049J	No	27	n/a	n/a	14.81	n/a	n/a	0.002502	NP Intra (normality) 1 of 2
Cobalt (mg/L)	GWA-14	0.0025	n/a	8/13/2024	0.00041J	No	27	n/a	n/a	33.33	n/a	n/a	0.002502	NP Intra (normality) 1 of 2
Cobalt (mg/L)	GWA-15	0.0016	n/a	8/13/2024	0.00051J	No	27	n/a	n/a	14.81	n/a	n/a	0.002502	NP Intra (normality) 1 of 2
Cobalt (mg/L)	GWA-16	0.00125	n/a	8/13/2024	0.00049J	No	27	n/a	n/a	11.11	n/a	n/a	0.002502	NP Intra (normality) 1 of 2
Cobalt (mg/L)	GWA-2	0.01	n/a	8/15/2024	0.0014J	No	48	n/a	n/a	43.75	n/a	n/a	0.0008339	NP Intra (normality) 1 of 2
Cobalt (mg/L)	GWA-3	0.0025	n/a	8/13/2024	0.00031J	No	47	n/a	n/a	72.34	n/a	n/a	0.0008745	NP Intra (NDs) 1 of 2
Cobalt (mg/L)	GWA-4A	0.013	n/a	8/13/2024	0.0011J	No	48	n/a	n/a	45.83	n/a	n/a	0.0008339	NP Intra (normality) 1 of 2
Cobalt (mg/L)	GWA-5	0.011	n/a	8/13/2024	0.0009J	No	50	n/a	n/a	40	n/a	n/a	0.0007528	NP Intra (normality) 1 of 2
Cobalt (mg/L)	GWC-1	0.0025	n/a	8/14/2024	0.0016J	No	48	n/a	n/a	41.67	n/a	n/a	0.0008339	NP Intra (normality) 1 of 2
Cobalt (mg/L)	GWC-10	0.0025	n/a	8/14/2024	0.0025ND	No	48	n/a	n/a	93.75	n/a	n/a	0.0008339	NP Intra (NDs) 1 of 2
Cobalt (mg/L)	GWC-11	0.0071	n/a	8/14/2024	0.0025ND	No	48	n/a	n/a	83.33	n/a	n/a	0.0008339	NP Intra (NDs) 1 of 2
Cobalt (mg/L)	GWC-12	0.005	n/a	8/14/2024	0.00066J	No	47	n/a	n/a	44.68	n/a	n/a	0.0008745	NP Intra (normality) 1 of 2
Cobalt (mg/L)	GWC-17	0.0025	n/a	8/13/2024	0.0025ND	No	27	n/a	n/a	29.63	n/a	n/a	0.002502	NP Intra (normality) 1 of 2
Cobalt (mg/L)	GWC-18	0.0025	n/a	8/14/2024	0.0025ND	No	27	n/a	n/a	92.59	n/a	n/a	0.002502	NP Intra (NDs) 1 of 2
Cobalt (mg/L)	GWC-19	0.0025	n/a	8/14/2024	0.0025ND	No	27	n/a	n/a	81.48	n/a	n/a	0.002502	NP Intra (NDs) 1 of 2
Cobalt (mg/L)	GWC-20	0.001868	n/a	8/14/2024	0.00072J	No	14	0.0323	0.00398	0	None	sqrt(x)	0.0003901	Param Intra 1 of 2
Cobalt (mg/L)	GWC-21	0.00225	n/a	8/14/2024	0.00079J	No	26	0.001286	0.0004069	7.692	None	No	0.0003901	Param Intra 1 of 2
Cobalt (mg/L)	GWC-23	0.01088	n/a	8/14/2024	0.0013J	No	22	0.004884	0.002457	0	None	No	0.0003901	Param Intra 1 of 2
Cobalt (mg/L)	GWC-9	0.0055	n/a	8/14/2024	0.0025ND	No	48	n/a	n/a	50	n/a	n/a	0.0008339	NP Intra (normality) 1 of 2
Copper (mg/L)	GWA-13	0.002	n/a	8/13/2024	0.002ND	No	21	n/a	n/a	95.24	n/a	n/a	0.003999	NP Intra (NDs) 1 of 2
Copper (mg/L)	GWA-14	0.002	n/a	8/13/2024	0.002ND	No	21	n/a	n/a	90.48	n/a	n/a	0.003999	NP Intra (NDs) 1 of 2
Copper (mg/L)	GWA-15	0.002	n/a	8/13/2024	0.002ND	No	21	n/a	n/a	95.24	n/a	n/a	0.003999	NP Intra (NDs) 1 of 2
Copper (mg/L)	GWA-16	0.002	n/a	8/13/2024	0.002ND	No	21	n/a	n/a	90.48	n/a	n/a	0.003999	NP Intra (NDs) 1 of 2
Copper (mg/L)	GWA-2	0.003	n/a	8/15/2024	0.002ND	No	42	n/a	n/a	97.62	n/a	n/a	0.001077	NP Intra (NDs) 1 of 2
Copper (mg/L)	GWA-3	0.0034	n/a	8/13/2024	0.002ND	No	41	n/a	n/a	87.8	n/a	n/a	0.001118	NP Intra (NDs) 1 of 2
Copper (mg/L)	GWA-4A	0.0051	n/a	8/13/2024	0.002ND	No	42	n/a	n/a	80.95	n/a	n/a	0.001077	NP Intra (NDs) 1 of 2
Copper (mg/L)	GWA-5	0.0021	n/a	8/13/2024	0.002ND	No	42	n/a	n/a	95.24	n/a	n/a	0.001077	NP Intra (NDs) 1 of 2
Copper (mg/L)	GWC-1	0.002	n/a	8/14/2024	0.002ND	No	41	n/a	n/a	97.56	n/a	n/a	0.001118	NP Intra (NDs) 1 of 2
Copper (mg/L)	GWC-11	0.0027	n/a	8/14/2024	0.002ND	No	42	n/a	n/a	90.48	n/a	n/a	0.001077	NP Intra (NDs) 1 of 2
Copper (mg/L)	GWC-12	0.002	n/a	8/14/2024	0.002ND	No	42	n/a	n/a	95.24	n/a	n/a	0.001077	NP Intra (NDs) 1 of 2
Copper (mg/L)	GWC-17	0.0021	n/a	8/13/2024	0.002ND	No	21	n/a	n/a	85.71	n/a	n/a	0.003999	NP Intra (NDs) 1 of 2
Copper (mg/L)	GWC-18	0.0021	n/a	8/14/2024	0.002ND	No	21	n/a	n/a	66.67	n/a	n/a	0.003999	NP Intra (NDs) 1 of 2
Copper (mg/L)	GWC-19	0.002	n/a	8/14/2024	0.002ND	No	21	n/a	n/a	90.48	n/a	n/a	0.003999	NP Intra (NDs) 1 of 2

Appendix I - Intrawell Prediction Limits - All Results

Plant McIntosh Client: Southern Company Data: McIntosh LF4 CCR Printed 9/30/2024, 1:34 PM

Constituent	Well	Upper Lim.	Lower Lim.	Date	Observ.	Sig.	Bg N	Bg Mean	Std. Dev.	%NDs	ND Adj.	Transform	Alpha	Method
Copper (mg/L)	GWC-20	0.002	n/a	8/14/2024	0.002ND	No	21	n/a	n/a	90.48	n/a	n/a	0.003999	NP Intra (NDs) 1 of 2
Copper (mg/L)	GWC-21	0.002	n/a	8/14/2024	0.002ND	No	20	n/a	n/a	85	n/a	n/a	0.004291	NP Intra (NDs) 1 of 2
Copper (mg/L)	GWC-23	0.002	n/a	8/14/2024	0.002ND	No	16	n/a	n/a	81.25	n/a	n/a	0.006456	NP Intra (NDs) 1 of 2
Copper (mg/L)	GWC-9	0.0021	n/a	8/14/2024	0.002ND	No	42	n/a	n/a	92.86	n/a	n/a	0.001077	NP Intra (NDs) 1 of 2
Lead (mg/L)	GWA-13	0.001	n/a	8/13/2024	0.001ND	No	27	n/a	n/a	96.3	n/a	n/a	0.002502	NP Intra (NDs) 1 of 2
Lead (mg/L)	GWA-14	0.001	n/a	8/13/2024	0.001ND	No	27	n/a	n/a	92.59	n/a	n/a	0.002502	NP Intra (NDs) 1 of 2
Lead (mg/L)	GWA-15	0.001	n/a	8/13/2024	0.001ND	No	27	n/a	n/a	100	n/a	n/a	0.002502	NP Intra (NDs) 1 of 2
Lead (mg/L)	GWA-16	0.001	n/a	8/13/2024	0.001ND	No	27	n/a	n/a	92.59	n/a	n/a	0.002502	NP Intra (NDs) 1 of 2
Lead (mg/L)	GWA-2	0.0054	n/a	8/15/2024	0.0007J	No	48	n/a	n/a	89.58	n/a	n/a	0.0008339	NP Intra (NDs) 1 of 2
Lead (mg/L)	GWA-3	0.015	n/a	8/13/2024	0.001ND	No	47	n/a	n/a	97.87	n/a	n/a	0.0008745	NP Intra (NDs) 1 of 2
Lead (mg/L)	GWA-4A	0.0037	n/a	8/13/2024	0.001ND	No	48	n/a	n/a	91.67	n/a	n/a	0.0008339	NP Intra (NDs) 1 of 2
Lead (mg/L)	GWA-5	0.001	n/a	8/13/2024	0.001ND	No	50	n/a	n/a	92	n/a	n/a	0.0007528	NP Intra (NDs) 1 of 2
Lead (mg/L)	GWC-11	0.001	n/a	8/14/2024	0.001ND	No	48	n/a	n/a	89.58	n/a	n/a	0.0008339	NP Intra (NDs) 1 of 2
Lead (mg/L)	GWC-17	0.001	n/a	8/13/2024	0.001ND	No	27	n/a	n/a	100	n/a	n/a	0.002502	NP Intra (NDs) 1 of 2
Lead (mg/L)	GWC-18	0.001	n/a	8/14/2024	0.001ND	No	27	n/a	n/a	70.37	n/a	n/a	0.002502	NP Intra (NDs) 1 of 2
Lead (mg/L)	GWC-20	0.001	n/a	8/14/2024	0.001ND	No	27	n/a	n/a	96.3	n/a	n/a	0.002502	NP Intra (NDs) 1 of 2
Lead (mg/L)	GWC-21	0.001	n/a	8/14/2024	0.001ND	No	27	n/a	n/a	92.59	n/a	n/a	0.002502	NP Intra (NDs) 1 of 2
Lead (mg/L)	GWC-23	0.001	n/a	8/14/2024	0.001ND	No	22	n/a	n/a	86.36	n/a	n/a	0.003707	NP Intra (NDs) 1 of 2
Nickel (mg/L)	GWA-13	0.001	n/a	8/13/2024	0.00046J	No	21	n/a	n/a	80.95	n/a	n/a	0.003999	NP Intra (NDs) 1 of 2
Nickel (mg/L)	GWA-14	0.001	n/a	8/13/2024	0.00061J	No	21	n/a	n/a	57.14	n/a	n/a	0.003999	NP Intra (NDs) 1 of 2
Nickel (mg/L)	GWA-15	0.001	n/a	8/13/2024	0.00056J	No	21	n/a	n/a	76.19	n/a	n/a	0.003999	NP Intra (NDs) 1 of 2
Nickel (mg/L)	GWA-16	0.001	n/a	8/13/2024	0.00058J	No	21	n/a	n/a	66.67	n/a	n/a	0.003999	NP Intra (NDs) 1 of 2
Nickel (mg/L)	GWA-2	0.0043	n/a	8/15/2024	0.001	No	42	n/a	n/a	66.67	n/a	n/a	0.001077	NP Intra (NDs) 1 of 2
Nickel (mg/L)	GWA-3	0.001	n/a	8/13/2024	0.001ND	No	40	n/a	n/a	85	n/a	n/a	0.001159	NP Intra (NDs) 1 of 2
Nickel (mg/L)	GWA-4A	0.0072	n/a	8/13/2024	0.00076J	No	42	n/a	n/a	59.52	n/a	n/a	0.001077	NP Intra (NDs) 1 of 2
Nickel (mg/L)	GWA-5	0.0031	n/a	8/13/2024	0.0022	No	42	n/a	n/a	83.33	n/a	n/a	0.001077	NP Intra (NDs) 1 of 2
Nickel (mg/L)	GWC-1	0.0025	n/a	8/14/2024	0.0013	No	41	n/a	n/a	68.29	n/a	n/a	0.001118	NP Intra (NDs) 1 of 2
Nickel (mg/L)	GWC-10	0.0013	n/a	8/14/2024	0.001ND	No	42	n/a	n/a	90.48	n/a	n/a	0.001077	NP Intra (NDs) 1 of 2
Nickel (mg/L)	GWC-11	0.0049	n/a	8/14/2024	0.001ND	No	42	n/a	n/a	78.57	n/a	n/a	0.001077	NP Intra (NDs) 1 of 2
Nickel (mg/L)	GWC-12	0.0064	n/a	8/14/2024	0.00095J	No	42	n/a	n/a	69.05	n/a	n/a	0.001077	NP Intra (NDs) 1 of 2
Nickel (mg/L)	GWC-17	0.0036	n/a	8/13/2024	0.002	No	21	n/a	n/a	4.762	n/a	n/a	0.003999	NP Intra (normality) 1 of 2
Nickel (mg/L)	GWC-18	0.0019	n/a	8/14/2024	0.00073J	No	21	n/a	n/a	33.33	n/a	n/a	0.003999	NP Intra (normality) 1 of 2
Nickel (mg/L)	GWC-19	0.0051	n/a	8/14/2024	0.0012	No	21	n/a	n/a	4.762	n/a	n/a	0.003999	NP Intra (normality) 1 of 2
Nickel (mg/L)	GWC-20	0.0067	n/a	8/14/2024	0.00091J	No	21	n/a	n/a	23.81	n/a	n/a	0.003999	NP Intra (normality) 1 of 2
Nickel (mg/L)	GWC-21	0.0012	n/a	8/14/2024	0.00065J	No	21	n/a	n/a	52.38	n/a	n/a	0.003999	NP Intra (NDs) 1 of 2
Nickel (mg/L)	GWC-23	0.0026	n/a	8/14/2024	0.0013	No	16	n/a	n/a	12.5	n/a	n/a	0.006456	NP Intra (normality) 1 of 2
Nickel (mg/L)	GWC-9	0.0033	n/a	8/14/2024	0.00089J	No	42	n/a	n/a	73.81	n/a	n/a	0.001077	NP Intra (NDs) 1 of 2
Selenium (mg/L)	GWA-13	0.005	n/a	8/13/2024	0.005ND	No	27	n/a	n/a	96.3	n/a	n/a	0.002502	NP Intra (NDs) 1 of 2
Selenium (mg/L)	GWA-14	0.005	n/a	8/13/2024	0.005ND	No	27	n/a	n/a	100	n/a	n/a	0.002502	NP Intra (NDs) 1 of 2
Selenium (mg/L)	GWA-15	0.005	n/a	8/13/2024	0.005ND	No	27	n/a	n/a	96.3	n/a	n/a	0.002502	NP Intra (NDs) 1 of 2
Selenium (mg/L)	GWA-16	0.005	n/a	8/13/2024	0.005ND	No	27	n/a	n/a	96.3	n/a	n/a	0.002502	NP Intra (NDs) 1 of 2
Selenium (mg/L)	GWA-2	0.005	n/a	8/15/2024	0.005ND	No	48	n/a	n/a	93.75	n/a	n/a	0.0008339	NP Intra (NDs) 1 of 2
Selenium (mg/L)	GWA-3	0.005	n/a	8/13/2024	0.005ND	No	48	n/a	n/a	89.58	n/a	n/a	0.0008339	NP Intra (NDs) 1 of 2
Selenium (mg/L)	GWA-4A	0.005	n/a	8/13/2024	0.005ND	No	48	n/a	n/a	93.75	n/a	n/a	0.0008339	NP Intra (NDs) 1 of 2
Selenium (mg/L)	GWA-5	0.005	n/a	8/13/2024	0.005ND	No	49	n/a	n/a	97.96	n/a	n/a	0.0007934	NP Intra (NDs) 1 of 2
Selenium (mg/L)	GWC-1	0.005	n/a	8/14/2024	0.005ND	No	48	n/a	n/a	95.83	n/a	n/a	0.0008339	NP Intra (NDs) 1 of 2
Selenium (mg/L)	GWC-10	0.005	n/a	8/14/2024	0.005ND	No	48	n/a	n/a	95.83	n/a	n/a	0.0008339	NP Intra (NDs) 1 of 2
Selenium (mg/L)	GWC-11	0.005	n/a	8/14/2024	0.005ND	No	48	n/a	n/a	87.5	n/a	n/a	0.0008339	NP Intra (NDs) 1 of 2
Selenium (mg/L)	GWC-17	0.005	n/a	8/13/2024	0.005ND	No	27	n/a	n/a	100	n/a	n/a	0.002502	NP Intra (NDs) 1 of 2
Selenium (mg/L)	GWC-18	0.005	n/a	8/14/2024	0.005ND	No	27	n/a	n/a	96.3	n/a	n/a	0.002502	NP Intra (NDs) 1 of 2
Selenium (mg/L)	GWC-19	0.005	n/a	8/14/2024	0.005ND	No	27	n/a	n/a	96.3	n/a	n/a	0.002502	NP Intra (NDs) 1 of 2
Selenium (mg/L)	GWC-20	0.005	n/a	8/14/2024	0.005ND	No	27	n/a	n/a	96.3	n/a	n/a	0.002502	NP Intra (NDs) 1 of 2
Selenium (mg/L)	GWC-21	0.005	n/a	8/14/2024	0.005ND	No	27	n/a	n/a	96.3	n/a	n/a	0.002502	NP Intra (NDs) 1 of 2
Selenium (mg/L)	GWC-9	0.0058	n/a	8/14/2024	0.005ND	No	48	n/a	n/a	97.92	n/a	n/a	0.0008339	NP Intra (NDs) 1 of 2
Silver (mg/L)	GWA-13	0.001	n/a	8/13/2024	0.001ND	No	21	n/a	n/a	100	n/a	n/a	0.003999	NP Intra (NDs) 1 of 2
Silver (mg/L)	GWA-14	0.001	n/a	8/13/2024	0.001ND	No	21	n/a	n/a	100	n/a	n/a	0.003999	NP Intra (NDs) 1 of 2
Silver (mg/L)	GWA-15	0.001	n/a	8/13/2024	0.001ND	No	21	n/a	n/a	100	n/a	n/a	0.003999	NP Intra (NDs) 1 of 2
Silver (mg/L)	GWA-16	0.001	n/a	8/13/2024	0.001ND	No	21	n/a	n/a	100	n/a	n/a	0.003999	NP Intra (NDs) 1 of 2
Silver (mg/L)	GWA-2	0.001	n/a	8/15/2024	0.001ND	No	42	n/a	n/a	100	n/a	n/a	0.001077	NP Intra (NDs) 1 of 2
Silver (mg/L)	GWA-3	0.001	n/a	8/13/2024	0.001ND	No	42	n/a	n/a	100	n/a	n/a	0.001077	NP Intra (NDs) 1 of 2
Silver (mg/L)	GWA-4A	0.001	n/a	8/13/2024	0.001ND	No	42	n/a	n/a	100	n/a	n/a	0.001077	NP Intra (NDs) 1 of 2
Silver (mg/L)	GWA-5	0.001	n/a	8/13/2024	0.001ND	No	42	n/a	n/a	100	n/a	n/a	0.001077	NP Intra (NDs) 1 of 2
Silver (mg/L)	GWC-11	0.001	n/a	8/14/2024	0.001ND	No	42	n/a	n/a	97.62	n/a	n/a	0.001077	NP Intra (NDs) 1 of 2
Silver (mg/L)	GWC-17	0.001	n/a	8/13/2024	0.001ND	No	21	n/a	n/a	100	n/a	n/a	0.003999	NP Intra (NDs) 1 of 2
Silver (mg/L)	GWC-18	0.001	n/a	8/14/2024	0.001ND	No	21	n/a	n/a	100	n/a	n/a	0.003999	NP Intra (NDs) 1 of 2
Thallium (mg/L)	GWA-13	0.001	n/a	8/13/2024	0.001ND	No	27	n/a	n/a	85.19	n/a	n/a	0.002502	NP Intra (NDs) 1 of 2
Thallium (mg/L)	GWA-14	0.001	n/a	8/13/2024	0.001ND	No	27	n/a	n/a	85.19	n/a	n/a	0.002502	NP Intra (NDs) 1 of 2
Thallium (mg/L)	GWA-15	0.001	n/a	8/13/2024	0.001ND	No	27	n/a	n/a	100	n/a	n/a	0.002502	NP Intra (NDs) 1 of 2

Appendix I - Intrawell Prediction Limits - All Results

Plant McIntosh Client: Southern Company Data: McIntosh LF4 CCR Printed 9/30/2024, 1:34 PM

Constituent	Well	Upper Lim.	Lower Lim.	Date	Observ.	Sig.	Bg N	Bg Mean	Std. Dev.	%NDs	ND Adj.	Transform	Alpha	Method
Thallium (mg/L)	GWA-16	0.001	n/a	8/13/2024	0.001ND	No	27	n/a	n/a	92.59	n/a	n/a	0.002502	NP Intra (NDs) 1 of 2
Thallium (mg/L)	GWA-2	0.001	n/a	8/15/2024	0.001ND	No	46	n/a	n/a	93.48	n/a	n/a	0.0009151	NP Intra (NDs) 1 of 2
Thallium (mg/L)	GWA-3	0.001	n/a	8/13/2024	0.001ND	No	46	n/a	n/a	95.65	n/a	n/a	0.0009151	NP Intra (NDs) 1 of 2
Thallium (mg/L)	GWA-4A	0.001	n/a	8/13/2024	0.001ND	No	46	n/a	n/a	95.65	n/a	n/a	0.0009151	NP Intra (NDs) 1 of 2
Thallium (mg/L)	GWA-5	0.001	n/a	8/13/2024	0.001ND	No	48	n/a	n/a	97.92	n/a	n/a	0.0008339	NP Intra (NDs) 1 of 2
Thallium (mg/L)	GWC-10	0.001	n/a	8/14/2024	0.001ND	No	46	n/a	n/a	93.48	n/a	n/a	0.0009151	NP Intra (NDs) 1 of 2
Thallium (mg/L)	GWC-11	0.001	n/a	8/14/2024	0.001ND	No	46	n/a	n/a	93.48	n/a	n/a	0.0009151	NP Intra (NDs) 1 of 2
Thallium (mg/L)	GWC-12	0.001	n/a	8/14/2024	0.001ND	No	46	n/a	n/a	95.65	n/a	n/a	0.0009151	NP Intra (NDs) 1 of 2
Thallium (mg/L)	GWC-17	0.001	n/a	8/13/2024	0.001ND	No	27	n/a	n/a	77.78	n/a	n/a	0.002502	NP Intra (NDs) 1 of 2
Thallium (mg/L)	GWC-18	0.001	n/a	8/14/2024	0.001ND	No	27	n/a	n/a	37.04	n/a	n/a	0.002502	NP Intra (normality) 1 of 2
Thallium (mg/L)	GWC-19	0.001	n/a	8/14/2024	0.001ND	No	27	n/a	n/a	88.89	n/a	n/a	0.002502	NP Intra (NDs) 1 of 2
Thallium (mg/L)	GWC-20	0.001	n/a	8/14/2024	0.001ND	No	27	n/a	n/a	74.07	n/a	n/a	0.002502	NP Intra (NDs) 1 of 2
Thallium (mg/L)	GWC-21	0.001	n/a	8/14/2024	0.001ND	No	27	n/a	n/a	88.89	n/a	n/a	0.002502	NP Intra (NDs) 1 of 2
Thallium (mg/L)	GWC-23	0.001	n/a	8/14/2024	0.001ND	No	22	n/a	n/a	72.73	n/a	n/a	0.003707	NP Intra (NDs) 1 of 2
Thallium (mg/L)	GWC-9	0.001	n/a	8/14/2024	0.001ND	No	46	n/a	n/a	97.83	n/a	n/a	0.0009151	NP Intra (NDs) 1 of 2
Vanadium (mg/L)	GWA-13	0.0027	n/a	8/13/2024	0.002ND	No	21	n/a	n/a	80.95	n/a	n/a	0.003999	NP Intra (NDs) 1 of 2
Vanadium (mg/L)	GWA-14	0.002	n/a	8/13/2024	0.002ND	No	21	n/a	n/a	90.48	n/a	n/a	0.003999	NP Intra (NDs) 1 of 2
Vanadium (mg/L)	GWA-15	0.0041	n/a	8/13/2024	0.002ND	No	21	n/a	n/a	80.95	n/a	n/a	0.003999	NP Intra (NDs) 1 of 2
Vanadium (mg/L)	GWA-16	0.002	n/a	8/13/2024	0.002ND	No	21	n/a	n/a	80.95	n/a	n/a	0.003999	NP Intra (NDs) 1 of 2
Vanadium (mg/L)	GWA-2	0.0051	n/a	8/15/2024	0.002ND	No	42	n/a	n/a	85.71	n/a	n/a	0.001077	NP Intra (NDs) 1 of 2
Vanadium (mg/L)	GWA-3	0.005	n/a	8/13/2024	0.002ND	No	41	n/a	n/a	82.93	n/a	n/a	0.001118	NP Intra (NDs) 1 of 2
Vanadium (mg/L)	GWA-4A	0.0033	n/a	8/13/2024	0.002ND	No	42	n/a	n/a	85.71	n/a	n/a	0.001077	NP Intra (NDs) 1 of 2
Vanadium (mg/L)	GWA-5	0.0035	n/a	8/13/2024	0.002ND	No	42	n/a	n/a	88.1	n/a	n/a	0.001077	NP Intra (NDs) 1 of 2
Vanadium (mg/L)	GWC-1	0.0032	n/a	8/14/2024	0.002ND	No	41	n/a	n/a	82.93	n/a	n/a	0.001118	NP Intra (NDs) 1 of 2
Vanadium (mg/L)	GWC-10	0.0027	n/a	8/14/2024	0.002ND	No	40	n/a	n/a	65	n/a	n/a	0.001159	NP Intra (NDs) 1 of 2
Vanadium (mg/L)	GWC-11	0.0025	n/a	8/14/2024	0.0011J	No	40	n/a	n/a	57.5	n/a	n/a	0.001159	NP Intra (NDs) 1 of 2
Vanadium (mg/L)	GWC-12	0.002	n/a	8/14/2024	0.002ND	No	40	n/a	n/a	90	n/a	n/a	0.001159	NP Intra (NDs) 1 of 2
Vanadium (mg/L)	GWC-17	0.004	n/a	8/13/2024	0.002ND	No	21	n/a	n/a	80.95	n/a	n/a	0.003999	NP Intra (NDs) 1 of 2
Vanadium (mg/L)	GWC-18	0.006695	n/a	8/14/2024	0.0028	No	21	0.1443	0.01796	0	None	x^(1/3)	0.0003901	Param Intra 1 of 2
Vanadium (mg/L)	GWC-19	0.00493	n/a	8/14/2024	0.002ND	No	21	-6.575	0.5131	38.1	Kaplan-Meier	ln(x)	0.0003901	Param Intra 1 of 2
Vanadium (mg/L)	GWC-20	0.0074	n/a	8/14/2024	0.002ND	No	21	n/a	n/a	71.43	n/a	n/a	0.003999	NP Intra (NDs) 1 of 2
Vanadium (mg/L)	GWC-21	0.0058	n/a	8/14/2024	0.002ND	No	21	n/a	n/a	66.67	n/a	n/a	0.003999	NP Intra (NDs) 1 of 2
Vanadium (mg/L)	GWC-23	0.005106	n/a	8/14/2024	0.002ND	No	16	0.1084	0.02441	50	Kaplan-Meier	x^(1/3)	0.0003901	Param Intra 1 of 2
Vanadium (mg/L)	GWC-9	0.006	n/a	8/14/2024	0.002ND	No	41	n/a	n/a	85.37	n/a	n/a	0.001118	NP Intra (NDs) 1 of 2
Zinc (mg/L)	GWA-13	0.0061	n/a	8/13/2024	0.005ND	No	21	n/a	n/a	57.14	n/a	n/a	0.003999	NP Intra (NDs) 1 of 2
Zinc (mg/L)	GWA-14	0.024	n/a	8/13/2024	0.005ND	No	21	n/a	n/a	28.57	n/a	n/a	0.003999	NP Intra (normality) 1 of 2
Zinc (mg/L)	GWA-15	0.014	n/a	8/13/2024	0.0035J	No	21	n/a	n/a	33.33	n/a	n/a	0.003999	NP Intra (normality) 1 of 2
Zinc (mg/L)	**GWA-16**	**0.007341**	**n/a**	**8/13/2024**	**0.0077**	**Yes**	**21**	**0.003833**	**0.001425**	**33.33**	**Kaplan-Meier**	**No**	**0.0003901**	**Param Intra 1 of 2**
Zinc (mg/L)	**GWA-2**	**0.02**	**n/a**	**8/15/2024**	**0.029**	**Yes**	**42**	**n/a**	**n/a**	**26.19**	**n/a**	**n/a**	**0.001077**	**NP Intra (normality) 1 of 2**
Zinc (mg/L)	GWA-3	0.045	n/a	8/13/2024	0.0047J	No	41	n/a	n/a	48.78	n/a	n/a	0.001118	NP Intra (normality) 1 of 2
Zinc (mg/L)	GWA-4A	0.01518	n/a	8/13/2024	0.0031J	No	41	-5.376	0.5302	24.39	Kaplan-Meier	ln(x)	0.0003901	Param Intra 1 of 2
Zinc (mg/L)	GWA-5	0.022	n/a	8/13/2024	0.0031J	No	42	n/a	n/a	33.33	n/a	n/a	0.001077	NP Intra (normality) 1 of 2
Zinc (mg/L)	GWC-1	0.01047	n/a	8/14/2024	0.0029J	No	41	-5.583	0.457	26.83	Kaplan-Meier	ln(x)	0.0003901	Param Intra 1 of 2
Zinc (mg/L)	GWC-10	0.019	n/a	8/14/2024	0.005ND	No	42	n/a	n/a	69.05	n/a	n/a	0.001077	NP Intra (NDs) 1 of 2
Zinc (mg/L)	GWC-11	0.0089	n/a	8/14/2024	0.005ND	No	41	n/a	n/a	63.41	n/a	n/a	0.001118	NP Intra (NDs) 1 of 2
Zinc (mg/L)	**GWC-12**	**0.007604**	**n/a**	**8/14/2024**	**0.017**	**Yes**	**42**	**0.1529**	**0.01957**	**38.1**	**Kaplan-Meier**	**x^(1/3)**	**0.0003901**	**Param Intra 1 of 2**
Zinc (mg/L)	GWC-17	0.02	n/a	8/13/2024	0.0056	No	21	n/a	n/a	19.05	n/a	n/a	0.003999	NP Intra (normality) 1 of 2
Zinc (mg/L)	GWC-18	0.025	n/a	8/14/2024	0.005ND	No	20	n/a	n/a	30	n/a	n/a	0.004291	NP Intra (normality) 1 of 2
Zinc (mg/L)	GWC-19	0.017	n/a	8/14/2024	0.005ND	No	21	n/a	n/a	42.86	n/a	n/a	0.003999	NP Intra (normality) 1 of 2
Zinc (mg/L)	GWC-20	0.0084	n/a	8/14/2024	0.005ND	No	21	n/a	n/a	47.62	n/a	n/a	0.003999	NP Intra (normality) 1 of 2
Zinc (mg/L)	GWC-21	0.016	n/a	8/14/2024	0.005ND	No	21	n/a	n/a	47.62	n/a	n/a	0.003999	NP Intra (normality) 1 of 2
Zinc (mg/L)	GWC-23	0.017	n/a	8/14/2024	0.005ND	No	16	n/a	n/a	25	n/a	n/a	0.006456	NP Intra (normality) 1 of 2
Zinc (mg/L)	GWC-9	0.051	n/a	8/14/2024	0.005ND	No	42	n/a	n/a	61.9	n/a	n/a	0.001077	NP Intra (NDs) 1 of 2

Appendix I - Interwell Prediction Limits (Two-Step) - All Result (No Significant)

Plant McIntosh Client: Southern Company Data: McIntosh LF4 CCR Printed 9/30/2024, 1:40 PM

Constituent	Well	Upper Lim.	Lower Lim.	Date	Observ.	Sig.	Bg N	Bg Mean	Std. Dev.	%NDs	ND Adj.	Transform	Alpha	Method
Zinc (mg/L)	GWC-12	0.045	n/a	8/14/2024	0.017	No	311	n/a	n/a	33.12	n/a	n/a	0.00004916	NP Inter (normality) 1 of 2

Appendix I - Trend Test Summary - All Results (No Significant)

Plant McIntosh Client: Southern Company Data: McIntosh LF4 CCR Printed 9/30/2024, 1:43 PM

Constituent	Well	Slope	Calc.	Critical	Sig.	N	%NDs	Normality	Xform	Alpha	Method
Zinc (mg/L)	GWA-13 (bg)	0	65	98	No	23	56.52	n/a	n/a	0.01	NP
Zinc (mg/L)	GWA-14 (bg)	0.00003609	30	98	No	23	30.43	n/a	n/a	0.01	NP
Zinc (mg/L)	GWA-15 (bg)	0	-20	-98	No	23	30.43	n/a	n/a	0.01	NP
Zinc (mg/L)	GWA-16 (bg)	0.0000379	37	98	No	23	30.43	n/a	n/a	0.01	NP
Zinc (mg/L)	GWA-2 (bg)	0	0.5205	2.58	No	44	25	n/a	n/a	0.01	NP
Zinc (mg/L)	GWA-3 (bg)	0	-0.7666	-2.58	No	43	48.84	n/a	n/a	0.01	NP
Zinc (mg/L)	GWA-4A (bg)	-7.3e-11	-0.6552	-2.58	No	43	23.26	n/a	n/a	0.01	NP
Zinc (mg/L)	GWA-5 (bg)	0	-0.5686	-2.58	No	44	34.09	n/a	n/a	0.01	NP
Zinc (mg/L)	GWC-12	0	1.163	2.58	No	44	36.36	n/a	n/a	0.01	NP
Zinc (mg/L)	GWC-17 (bg)	-0.00002317	-15	-98	No	23	17.39	n/a	n/a	0.01	NP
Zinc (mg/L)	GWC-18 (bg)	0.0001592	50	92	No	22	36.36	n/a	n/a	0.01	NP

Appendix III - Intrawell Prediction Limits - All Results (No Significant)

Plant McIntosh Client: Southern Company Data: McIntosh LF4 CCR Printed 9/30/2024, 1:52 PM

Constituent	Well	Upper Lim.	Lower Lim.	Date	Observ.	Sig.	Bg N	Bg Mean	Std. Dev.	%NDs	ND Adj.	Transform	Alpha	Method
Sulfate (mg/L)	GWA-13	1.4	n/a	8/13/2024	0.83J	No	22	n/a	n/a	63.64	n/a	n/a	0.003707	NP Intra (NDs) 1 of 2
Sulfate (mg/L)	GWA-14	2.313	n/a	8/13/2024	0.81J	No	20	-0.1239	0.4296	40	Kaplan-Meier	ln(x)	0.0008358	Param Intra 1 of 2
Sulfate (mg/L)	GWA-15	1.2	n/a	8/13/2024	0.83J	No	22	n/a	n/a	59.09	n/a	n/a	0.003707	NP Intra (NDs) 1 of 2
Sulfate (mg/L)	GWA-16	1	n/a	8/13/2024	0.71J	No	22	n/a	n/a	68.18	n/a	n/a	0.003707	NP Intra (NDs) 1 of 2
Sulfate (mg/L)	GWA-2	1.7	n/a	8/15/2024	1.3	No	22	n/a	n/a	63.64	n/a	n/a	0.003707	NP Intra (NDs) 1 of 2
Sulfate (mg/L)	GWA-3	1.125	n/a	8/13/2024	0.92J	No	22	0.4635	0.5166	45.45	Kaplan-Meier	x^4	0.0008358	Param Intra 1 of 2
Sulfate (mg/L)	GWA-4A	12.87	n/a	8/13/2024	3.7	No	22	6.173	3.033	0	None	No	0.0008358	Param Intra 1 of 2
Sulfate (mg/L)	GWA-5	1	n/a	8/13/2024	1ND	No	22	n/a	n/a	77.27	n/a	n/a	0.003707	NP Intra (NDs) 1 of 2
Sulfate (mg/L)	GWC-1	2.465	n/a	8/14/2024	1.6	No	22	1.368	0.497	0	None	No	0.0008358	Param Intra 1 of 2
Sulfate (mg/L)	GWC-10	5.509	n/a	8/14/2024	3.1	No	22	3.192	1.049	0	None	No	0.0008358	Param Intra 1 of 2
Sulfate (mg/L)	GWC-11	6.527	n/a	8/14/2024	2.4	No	22	4.171	1.067	0	None	No	0.0008358	Param Intra 1 of 2
Sulfate (mg/L)	GWC-12	1.1	n/a	8/14/2024	0.61J	No	22	n/a	n/a	59.09	n/a	n/a	0.003707	NP Intra (NDs) 1 of 2
Sulfate (mg/L)	GWC-17	1.8	n/a	8/13/2024	1ND	No	21	n/a	n/a	61.9	n/a	n/a	0.003999	NP Intra (NDs) 1 of 2
Sulfate (mg/L)	GWC-18	6.542	n/a	8/14/2024	3.8	No	22	4.152	1.083	0	None	No	0.0008358	Param Intra 1 of 2
Sulfate (mg/L)	GWC-19	3.007	n/a	8/14/2024	2.4	No	22	2.01	0.4516	0	None	No	0.0008358	Param Intra 1 of 2
Sulfate (mg/L)	GWC-20	2.739	n/a	8/14/2024	0.92J	No	20	1.335	0.6265	10	None	No	0.0008358	Param Intra 1 of 2
Sulfate (mg/L)	GWC-21	1.684	n/a	8/14/2024	0.51J	No	22	0.9255	0.1685	22.73	Kaplan-Meier	sqrt(x)	0.0008358	Param Intra 1 of 2
Sulfate (mg/L)	GWC-23	3.525	n/a	8/14/2024	2.5	No	21	2.376	0.5166	0	None	No	0.0008358	Param Intra 1 of 2
Sulfate (mg/L)	GWC-9	4.1	n/a	8/14/2024	1	No	22	n/a	n/a	45.45	n/a	n/a	0.003707	NP Intra (normality) 1 of 2

Appendix III - Interwell Prediction Limits - All Results (No Significant)

Plant McIntosh Client: Southern Company Data: McIntosh LF4 CCR Printed 9/30/2024, 1:55 PM

Constituent	Well	Upper Lim.	Lower Lim.	Date	Observ.	Sig.	Bg N	Bg Mean	Std. Dev.	%NDs	ND Adj.	Transform	Alpha	Method
Boron (mg/L)	GWC-1	0.11	n/a	8/14/2024	0.025J	No	240	n/a	n/a	85	n/a	n/a	0.00004916	NP Inter (NDs) 1 of 2
Boron (mg/L)	GWC-10	0.11	n/a	8/14/2024	0.035J	No	240	n/a	n/a	85	n/a	n/a	0.00004916	NP Inter (NDs) 1 of 2
Boron (mg/L)	GWC-11	0.11	n/a	8/14/2024	0.08ND	No	240	n/a	n/a	85	n/a	n/a	0.00004916	NP Inter (NDs) 1 of 2
Boron (mg/L)	GWC-12	0.11	n/a	8/14/2024	0.08ND	No	240	n/a	n/a	85	n/a	n/a	0.00004916	NP Inter (NDs) 1 of 2
Boron (mg/L)	GWC-19	0.11	n/a	8/14/2024	0.08ND	No	240	n/a	n/a	85	n/a	n/a	0.00004916	NP Inter (NDs) 1 of 2
Boron (mg/L)	GWC-20	0.11	n/a	8/14/2024	0.08ND	No	240	n/a	n/a	85	n/a	n/a	0.00004916	NP Inter (NDs) 1 of 2
Boron (mg/L)	GWC-21	0.11	n/a	8/14/2024	0.026J	No	240	n/a	n/a	85	n/a	n/a	0.00004916	NP Inter (NDs) 1 of 2
Boron (mg/L)	GWC-23	0.11	n/a	8/14/2024	0.022J	No	240	n/a	n/a	85	n/a	n/a	0.00004916	NP Inter (NDs) 1 of 2
Boron (mg/L)	GWC-9	0.11	n/a	8/14/2024	0.043J	No	240	n/a	n/a	85	n/a	n/a	0.00004916	NP Inter (NDs) 1 of 2
Calcium (mg/L)	GWC-1	33.2	n/a	8/14/2024	1.4	No	241	n/a	n/a	0	n/a	n/a	0.00004916	NP Inter (normality) 1 of 2
Calcium (mg/L)	GWC-10	33.2	n/a	8/14/2024	23	No	241	n/a	n/a	0	n/a	n/a	0.00004916	NP Inter (normality) 1 of 2
Calcium (mg/L)	GWC-11	33.2	n/a	8/14/2024	12	No	241	n/a	n/a	0	n/a	n/a	0.00004916	NP Inter (normality) 1 of 2
Calcium (mg/L)	GWC-12	33.2	n/a	8/14/2024	0.84	No	241	n/a	n/a	0	n/a	n/a	0.00004916	NP Inter (normality) 1 of 2
Calcium (mg/L)	GWC-19	33.2	n/a	8/14/2024	7.4	No	241	n/a	n/a	0	n/a	n/a	0.00004916	NP Inter (normality) 1 of 2
Calcium (mg/L)	GWC-20	33.2	n/a	8/14/2024	1.6	No	241	n/a	n/a	0	n/a	n/a	0.00004916	NP Inter (normality) 1 of 2
Calcium (mg/L)	GWC-21	33.2	n/a	8/14/2024	1.1	No	241	n/a	n/a	0	n/a	n/a	0.00004916	NP Inter (normality) 1 of 2
Calcium (mg/L)	GWC-23	33.2	n/a	8/14/2024	1.1	No	241	n/a	n/a	0	n/a	n/a	0.00004916	NP Inter (normality) 1 of 2
Calcium (mg/L)	GWC-9	33.2	n/a	8/14/2024	3.4	No	241	n/a	n/a	0	n/a	n/a	0.00004916	NP Inter (normality) 1 of 2
Chloride (mg/L)	GWC-1	9.4	n/a	8/14/2024	4.1	No	239	n/a	n/a	0	n/a	n/a	0.00004916	NP Inter (normality) 1 of 2
Chloride (mg/L)	GWC-10	9.4	n/a	8/14/2024	5.5	No	239	n/a	n/a	0	n/a	n/a	0.00004916	NP Inter (normality) 1 of 2
Chloride (mg/L)	GWC-11	9.4	n/a	8/14/2024	5	No	239	n/a	n/a	0	n/a	n/a	0.00004916	NP Inter (normality) 1 of 2
Chloride (mg/L)	GWC-12	9.4	n/a	8/14/2024	3.9	No	239	n/a	n/a	0	n/a	n/a	0.00004916	NP Inter (normality) 1 of 2
Chloride (mg/L)	GWC-19	9.4	n/a	8/14/2024	5.2	No	239	n/a	n/a	0	n/a	n/a	0.00004916	NP Inter (normality) 1 of 2
Chloride (mg/L)	GWC-20	9.4	n/a	8/14/2024	7.5	No	239	n/a	n/a	0	n/a	n/a	0.00004916	NP Inter (normality) 1 of 2
Chloride (mg/L)	GWC-21	9.4	n/a	8/14/2024	6.1	No	239	n/a	n/a	0	n/a	n/a	0.00004916	NP Inter (normality) 1 of 2
Chloride (mg/L)	GWC-23	9.4	n/a	8/14/2024	5	No	239	n/a	n/a	0	n/a	n/a	0.00004916	NP Inter (normality) 1 of 2
Chloride (mg/L)	GWC-9	9.4	n/a	8/14/2024	7.9	No	239	n/a	n/a	0	n/a	n/a	0.00004916	NP Inter (normality) 1 of 2
Fluoride (mg/L)	GWC-1	0.74	n/a	8/14/2024	0.1ND	No	241	n/a	n/a	63.9	n/a	n/a	0.00004916	NP Inter (NDs) 1 of 2
Fluoride (mg/L)	GWC-10	0.74	n/a	8/14/2024	0.1ND	No	241	n/a	n/a	63.9	n/a	n/a	0.00004916	NP Inter (NDs) 1 of 2
Fluoride (mg/L)	GWC-11	0.74	n/a	8/14/2024	0.18	No	241	n/a	n/a	63.9	n/a	n/a	0.00004916	NP Inter (NDs) 1 of 2
Fluoride (mg/L)	GWC-12	0.74	n/a	8/14/2024	0.1ND	No	241	n/a	n/a	63.9	n/a	n/a	0.00004916	NP Inter (NDs) 1 of 2
Fluoride (mg/L)	GWC-19	0.74	n/a	8/14/2024	0.1ND	No	241	n/a	n/a	63.9	n/a	n/a	0.00004916	NP Inter (NDs) 1 of 2
Fluoride (mg/L)	GWC-20	0.74	n/a	8/14/2024	0.1ND	No	241	n/a	n/a	63.9	n/a	n/a	0.00004916	NP Inter (NDs) 1 of 2
Fluoride (mg/L)	GWC-21	0.74	n/a	8/14/2024	0.1ND	No	241	n/a	n/a	63.9	n/a	n/a	0.00004916	NP Inter (NDs) 1 of 2
Fluoride (mg/L)	GWC-23	0.74	n/a	8/14/2024	0.1ND	No	241	n/a	n/a	63.9	n/a	n/a	0.00004916	NP Inter (NDs) 1 of 2
Fluoride (mg/L)	GWC-9	0.74	n/a	8/14/2024	0.1ND	No	241	n/a	n/a	63.9	n/a	n/a	0.00004916	NP Inter (NDs) 1 of 2
pH (S.U.)	GWC-1	7.1	4.21	8/14/2024	4.79	No	260	n/a	n/a	0	n/a	n/a	0.00009831	NP Inter (normality) 1 of 2
pH (S.U.)	GWC-10	7.1	4.21	8/14/2024	6.31	No	260	n/a	n/a	0	n/a	n/a	0.00009831	NP Inter (normality) 1 of 2
pH (S.U.)	GWC-11	7.1	4.21	8/14/2024	6.34	No	260	n/a	n/a	0	n/a	n/a	0.00009831	NP Inter (normality) 1 of 2
pH (S.U.)	GWC-12	7.1	4.21	8/14/2024	4.91	No	260	n/a	n/a	0	n/a	n/a	0.00009831	NP Inter (normality) 1 of 2
pH (S.U.)	GWC-19	7.1	4.21	8/14/2024	5.65	No	260	n/a	n/a	0	n/a	n/a	0.00009831	NP Inter (normality) 1 of 2
pH (S.U.)	GWC-20	7.1	4.21	8/14/2024	4.75	No	260	n/a	n/a	0	n/a	n/a	0.00009831	NP Inter (normality) 1 of 2
pH (S.U.)	GWC-21	7.1	4.21	8/14/2024	4.64	No	260	n/a	n/a	0	n/a	n/a	0.00009831	NP Inter (normality) 1 of 2
pH (S.U.)	GWC-23	7.1	4.21	8/14/2024	4.87	No	260	n/a	n/a	0	n/a	n/a	0.00009831	NP Inter (normality) 1 of 2
pH (S.U.)	GWC-9	7.1	4.21	8/14/2024	5.15	No	260	n/a	n/a	0	n/a	n/a	0.00009831	NP Inter (normality) 1 of 2
Total Dissolved Solids (mg/L)	GWC-1	150	n/a	8/14/2024	33	No	240	n/a	n/a	9.167	n/a	n/a	0.00004916	NP Inter (normality) 1 of 2
Total Dissolved Solids (mg/L)	GWC-10	150	n/a	8/14/2024	120	No	240	n/a	n/a	9.167	n/a	n/a	0.00004916	NP Inter (normality) 1 of 2
Total Dissolved Solids (mg/L)	GWC-11	150	n/a	8/14/2024	77	No	240	n/a	n/a	9.167	n/a	n/a	0.00004916	NP Inter (normality) 1 of 2
Total Dissolved Solids (mg/L)	GWC-12	150	n/a	8/14/2024	22	No	240	n/a	n/a	9.167	n/a	n/a	0.00004916	NP Inter (normality) 1 of 2
Total Dissolved Solids (mg/L)	GWC-19	150	n/a	8/14/2024	47	No	240	n/a	n/a	9.167	n/a	n/a	0.00004916	NP Inter (normality) 1 of 2
Total Dissolved Solids (mg/L)	GWC-20	150	n/a	8/14/2024	34	No	240	n/a	n/a	9.167	n/a	n/a	0.00004916	NP Inter (normality) 1 of 2
Total Dissolved Solids (mg/L)	GWC-21	150	n/a	8/14/2024	26	No	240	n/a	n/a	9.167	n/a	n/a	0.00004916	NP Inter (normality) 1 of 2
Total Dissolved Solids (mg/L)	GWC-23	150	n/a	8/14/2024	33	No	240	n/a	n/a	9.167	n/a	n/a	0.00004916	NP Inter (normality) 1 of 2
Total Dissolved Solids (mg/L)	GWC-9	150	n/a	8/14/2024	42	No	240	n/a	n/a	9.167	n/a	n/a	0.00004916	NP Inter (normality) 1 of 2

Table of Contents

Figure A. Time Series	26
Figure B. Box Plots	210
Figure C. Outlier Summary	234
Figure D. Appendix I Intrawell Prediction Limits	237
Figure E. Appendix I Interwell Prediction Limits (Two-Step)	565
Figure F. Appendix I Trend Tests	572
Figure G. Appendix III Intrawell Prediction Limits	577
Figure H. Appendix III Interwell Prediction Limits	603

FIGURE A.

Sanitas™ v.10.0.22 Software licensed to Groundwater Stats Consulting. UG
Hollow symbols indicate censored values.

Time Series

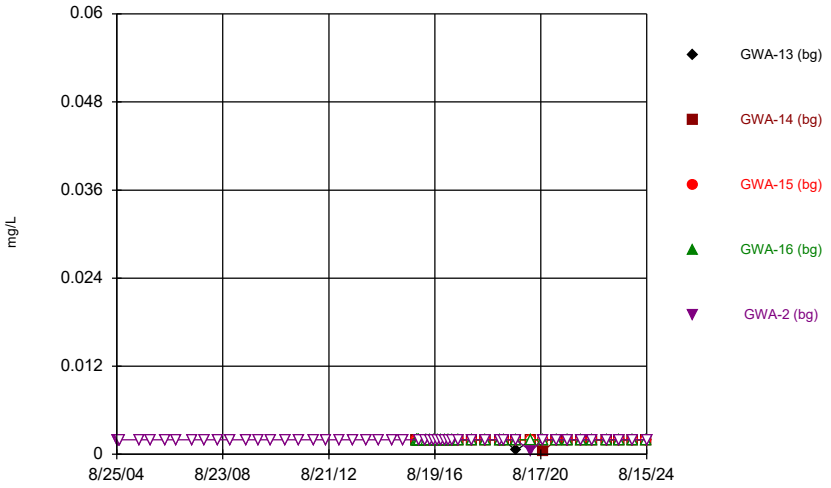

Constituent: Antimony Analysis Run 9/30/2024 1:17 PM
Plant McIntosh Client: Southern Company Data: McIntosh LF4 CCR

Sanitas™ v.10.0.22 Software licensed to Groundwater Stats Consulting. UG
Hollow symbols indicate censored values.

Time Series

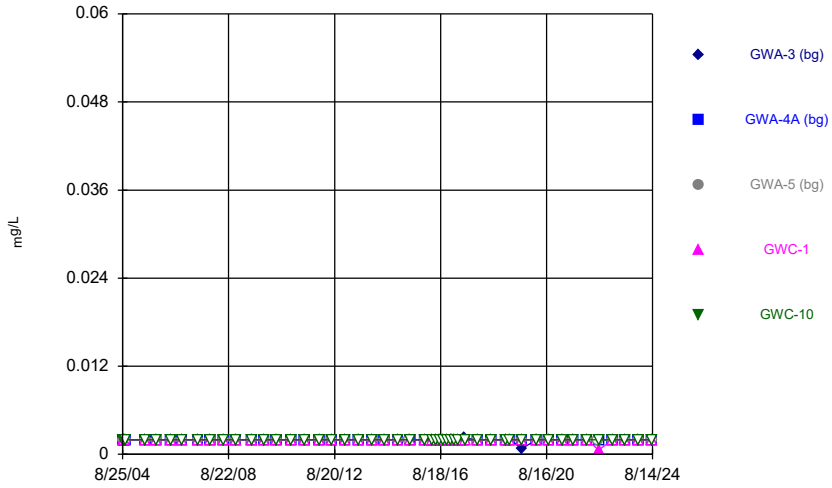

Constituent: Antimony Analysis Run 9/30/2024 1:17 PM
Plant McIntosh Client: Southern Company Data: McIntosh LF4 CCR

Sanitas™ v.10.0.22 Software licensed to Groundwater Stats Consulting. UG
Hollow symbols indicate censored values.

Time Series

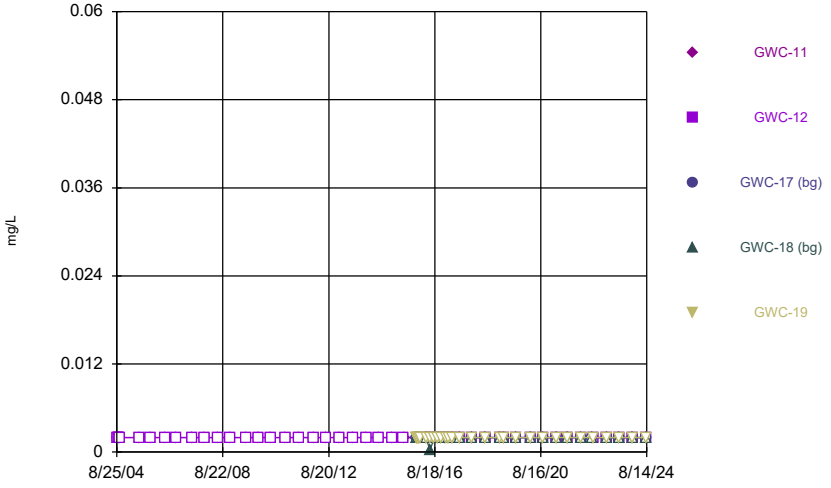

Constituent: Antimony Analysis Run 9/30/2024 1:17 PM
Plant McIntosh Client: Southern Company Data: McIntosh LF4 CCR

Sanitas™ v.10.0.22 Software licensed to Groundwater Stats Consulting. UG
Hollow symbols indicate censored values.

Time Series

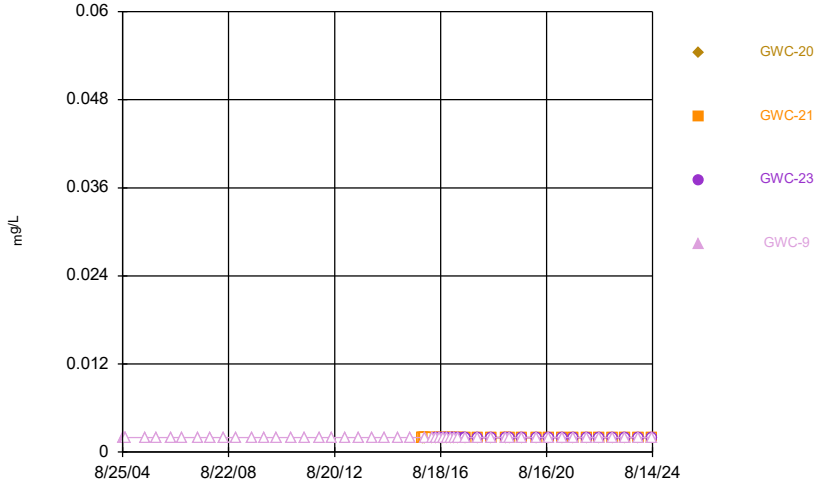

Constituent: Antimony Analysis Run 9/30/2024 1:17 PM
Plant McIntosh Client: Southern Company Data: McIntosh LF4 CCR

Sanitas™ v.10.0.22 Software licensed to Groundwater Stats Consulting. UG
Hollow symbols indicate censored values.

Time Series

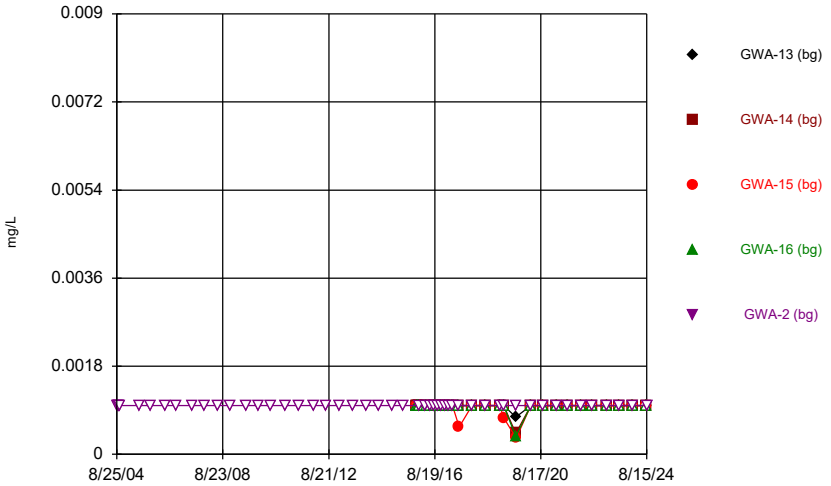

Constituent: Arsenic Analysis Run 9/30/2024 1:17 PM
Plant McIntosh Client: Southern Company Data: McIntosh LF4 CCR

Sanitas™ v.10.0.22 Software licensed to Groundwater Stats Consulting. UG
Hollow symbols indicate censored values.

Time Series

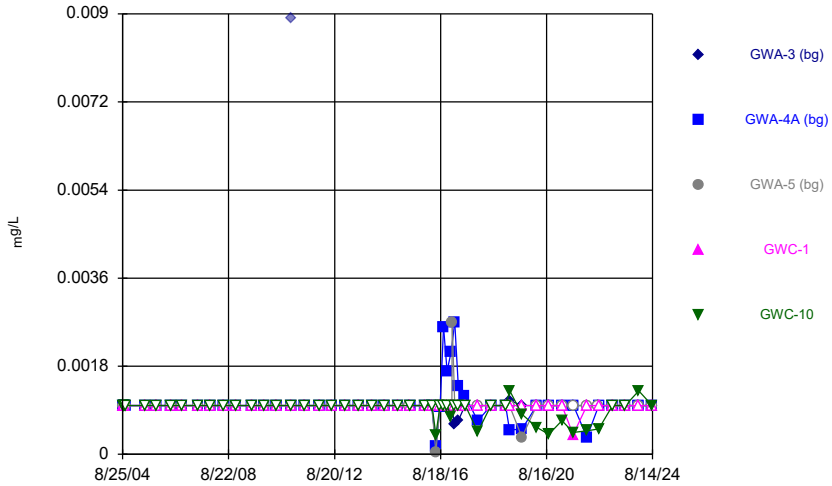

Constituent: Arsenic Analysis Run 9/30/2024 1:17 PM
Plant McIntosh Client: Southern Company Data: McIntosh LF4 CCR

Sanitas™ v.10.0.22 Software licensed to Groundwater Stats Consulting. UG
Hollow symbols indicate censored values.

Time Series

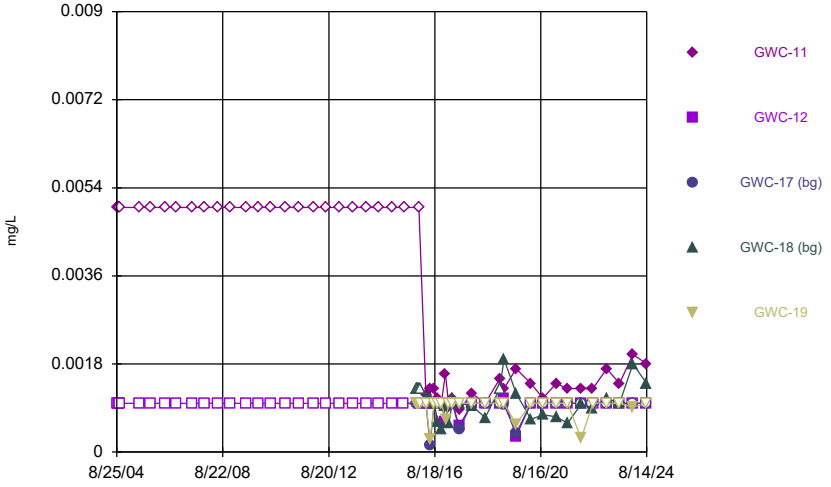

Constituent: Arsenic Analysis Run 9/30/2024 1:17 PM
Plant McIntosh Client: Southern Company Data: McIntosh LF4 CCR

Sanitas™ v.10.0.22 Software licensed to Groundwater Stats Consulting. UG
Hollow symbols indicate censored values.

Time Series

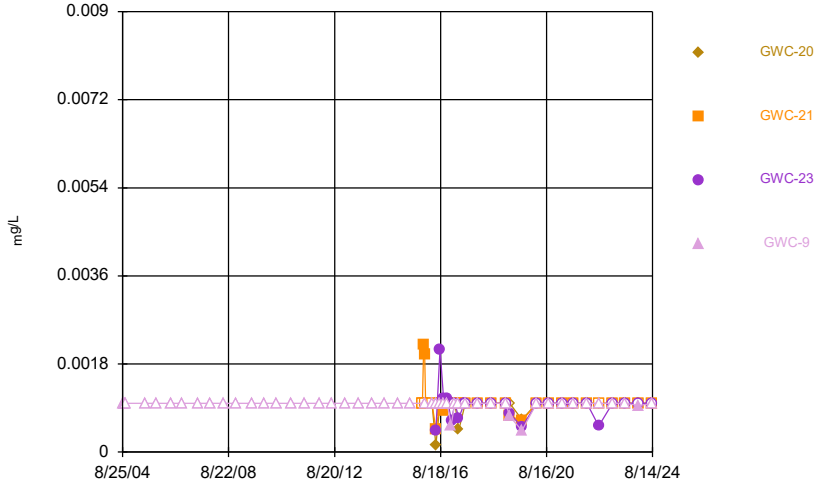

Constituent: Arsenic Analysis Run 9/30/2024 1:17 PM
Plant McIntosh Client: Southern Company Data: McIntosh LF4 CCR

Sanitas™ v.10.0.22 Software licensed to Groundwater Stats Consulting. UG

Time Series

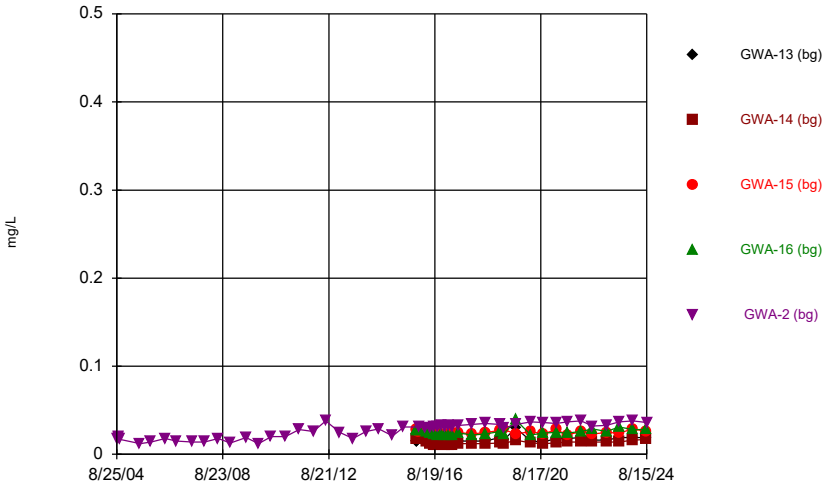

Constituent: Barium Analysis Run 9/30/2024 1:17 PM

Plant McIntosh Client: Southern Company Data: McIntosh LF4 CCR

Sanitas™ v.10.0.22 Software licensed to Groundwater Stats Consulting. UG

Time Series

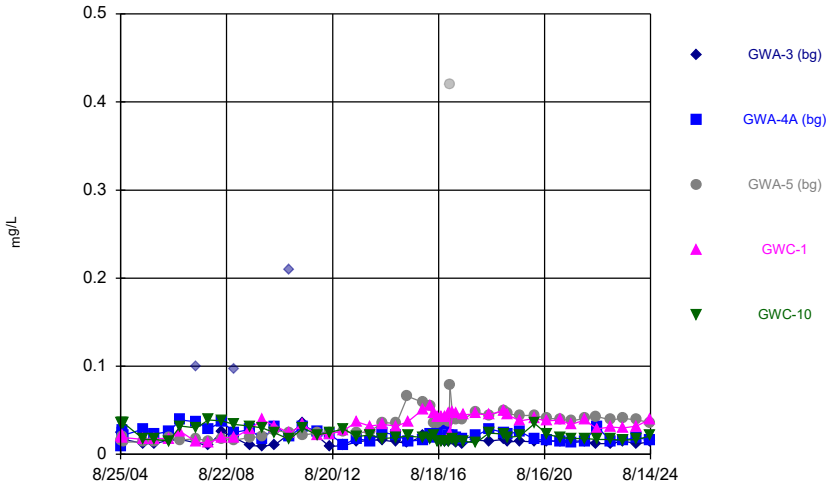

Constituent: Barium Analysis Run 9/30/2024 1:17 PM

Plant McIntosh Client: Southern Company Data: McIntosh LF4 CCR

Sanitas™ v.10.0.22 Software licensed to Groundwater Stats Consulting. UG

Time Series

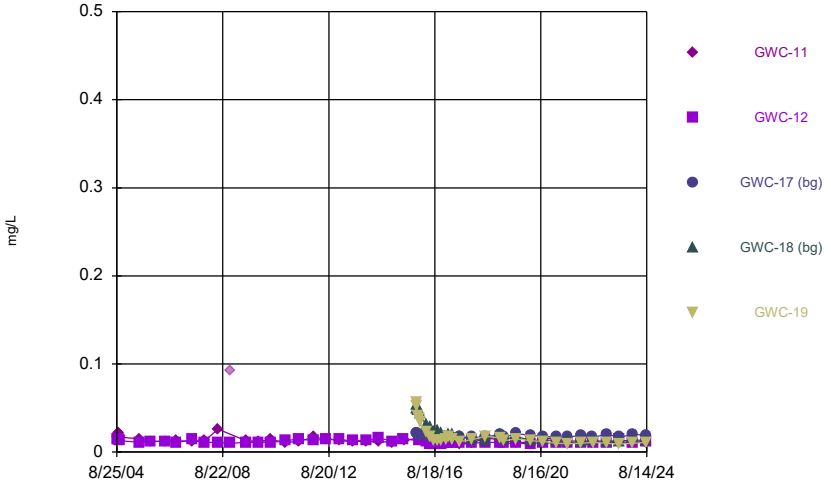

Constituent: Barium Analysis Run 9/30/2024 1:17 PM

Plant McIntosh Client: Southern Company Data: McIntosh LF4 CCR

Sanitas™ v.10.0.22 Software licensed to Groundwater Stats Consulting. UG

Time Series

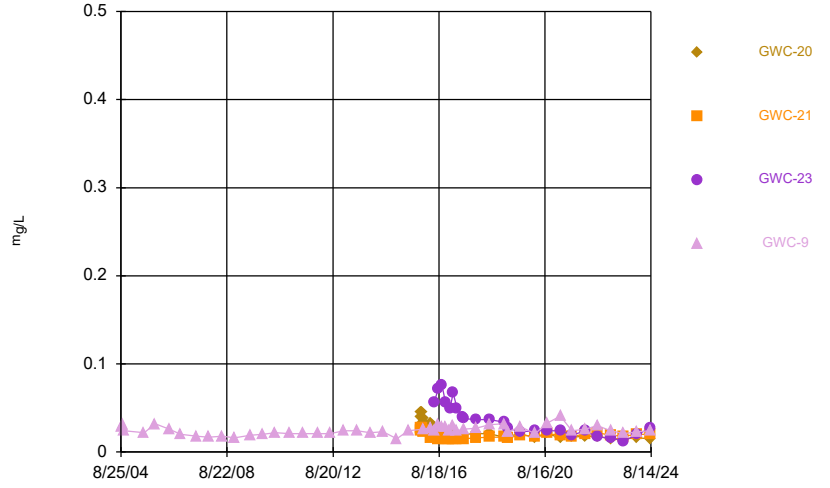

Constituent: Barium Analysis Run 9/30/2024 1:17 PM

Plant McIntosh Client: Southern Company Data: McIntosh LF4 CCR

Sanitas™ v.10.0.22 Software licensed to Groundwater Stats Consulting. UG
Hollow symbols indicate censored values.

Time Series

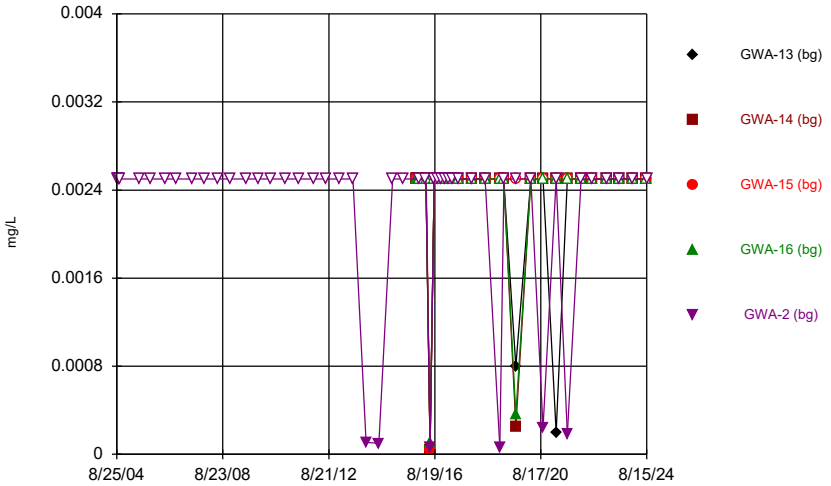

Constituent: Beryllium Analysis Run 9/30/2024 1:17 PM
Plant McIntosh Client: Southern Company Data: McIntosh LF4 CCR

Sanitas™ v.10.0.22 Software licensed to Groundwater Stats Consulting. UG
Hollow symbols indicate censored values.

Time Series

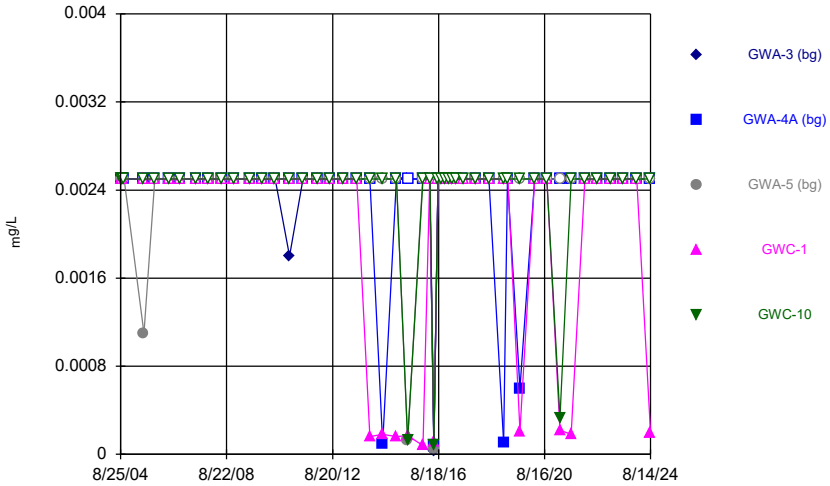

Constituent: Beryllium Analysis Run 9/30/2024 1:17 PM
Plant McIntosh Client: Southern Company Data: McIntosh LF4 CCR

Sanitas™ v.10.0.22 Software licensed to Groundwater Stats Consulting. UG
Hollow symbols indicate censored values.

Time Series

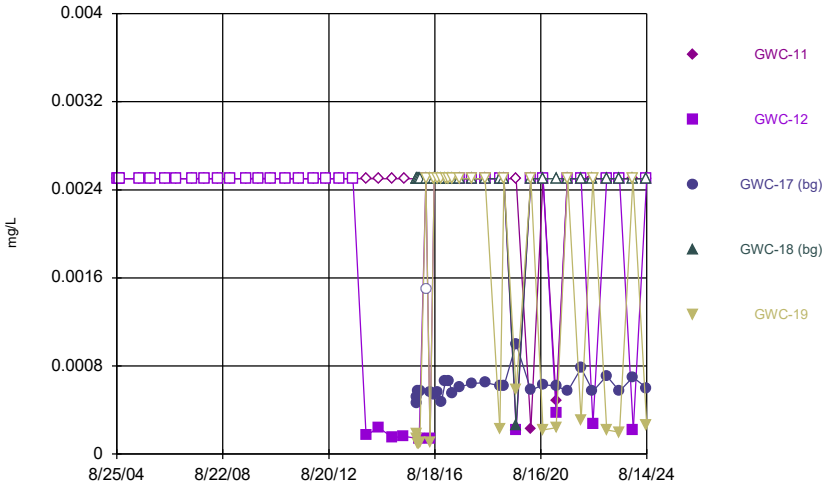

Constituent: Beryllium Analysis Run 9/30/2024 1:18 PM
Plant McIntosh Client: Southern Company Data: McIntosh LF4 CCR

Sanitas™ v.10.0.22 Software licensed to Groundwater Stats Consulting. UG
Hollow symbols indicate censored values.

Time Series

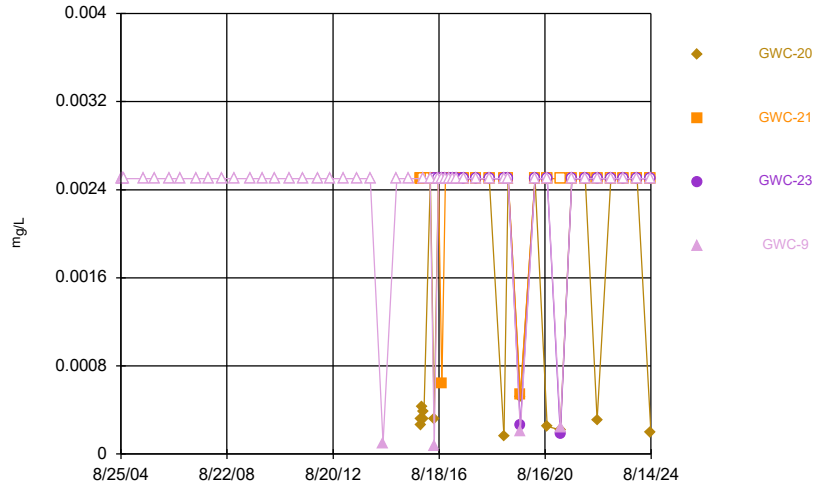

Constituent: Beryllium Analysis Run 9/30/2024 1:18 PM
Plant McIntosh Client: Southern Company Data: McIntosh LF4 CCR

Sanitas™ v.10.0.22 Software licensed to Groundwater Stats Consulting. UG
Hollow symbols indicate censored values.

Time Series

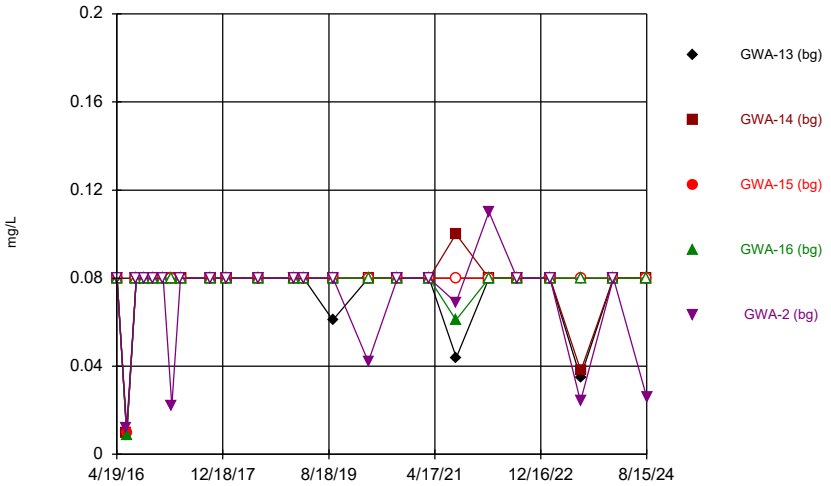

Constituent: Boron Analysis Run 9/30/2024 1:18 PM
Plant McIntosh Client: Southern Company Data: McIntosh LF4 CCR

Sanitas™ v.10.0.22 Software licensed to Groundwater Stats Consulting. UG
Hollow symbols indicate censored values.

Time Series

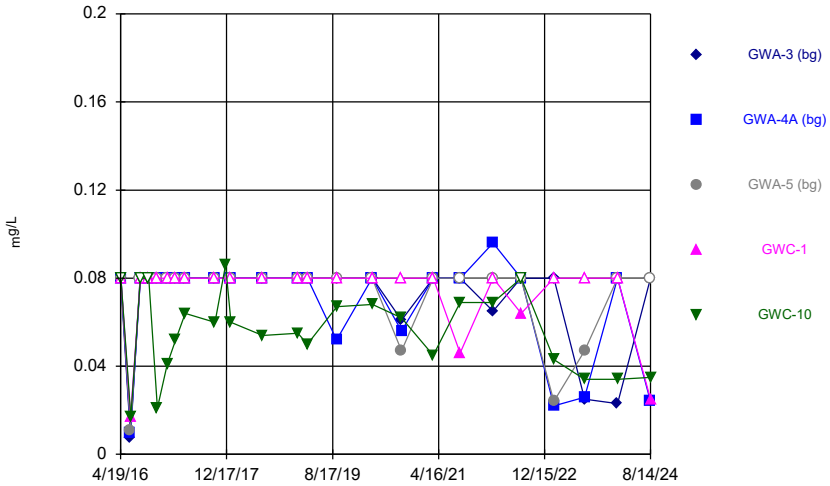

Constituent: Boron Analysis Run 9/30/2024 1:18 PM
Plant McIntosh Client: Southern Company Data: McIntosh LF4 CCR

Sanitas™ v.10.0.22 Software licensed to Groundwater Stats Consulting. UG
Hollow symbols indicate censored values.

Time Series

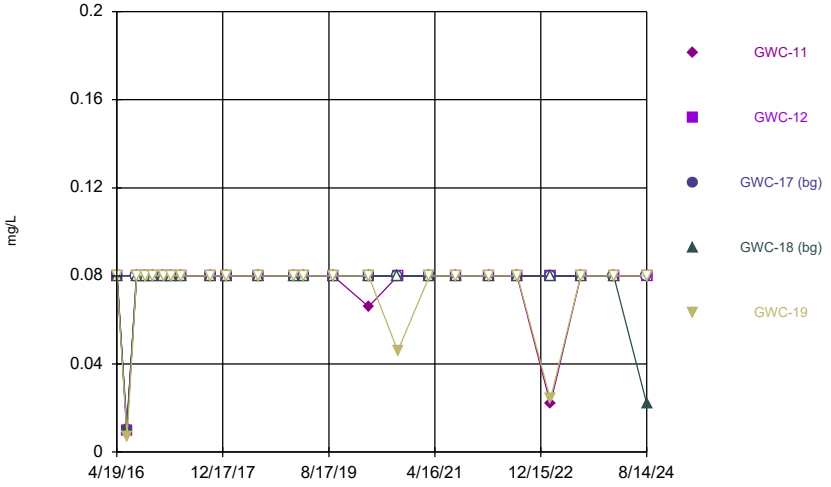

Constituent: Boron Analysis Run 9/30/2024 1:18 PM
Plant McIntosh Client: Southern Company Data: McIntosh LF4 CCR

Sanitas™ v.10.0.22 Software licensed to Groundwater Stats Consulting. UG
Hollow symbols indicate censored values.

Time Series

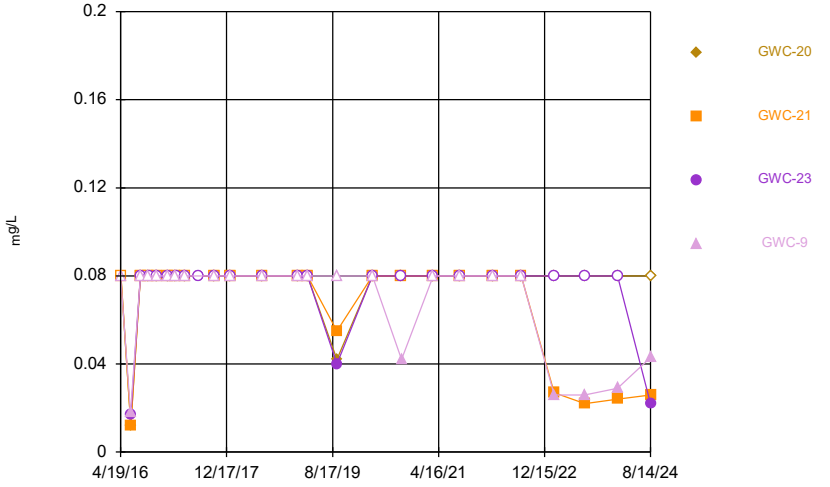

Constituent: Boron Analysis Run 9/30/2024 1:18 PM
Plant McIntosh Client: Southern Company Data: McIntosh LF4 CCR

Sanitas™ v.10.0.22 Software licensed to Groundwater Stats Consulting. UG
Hollow symbols indicate censored values.

Time Series

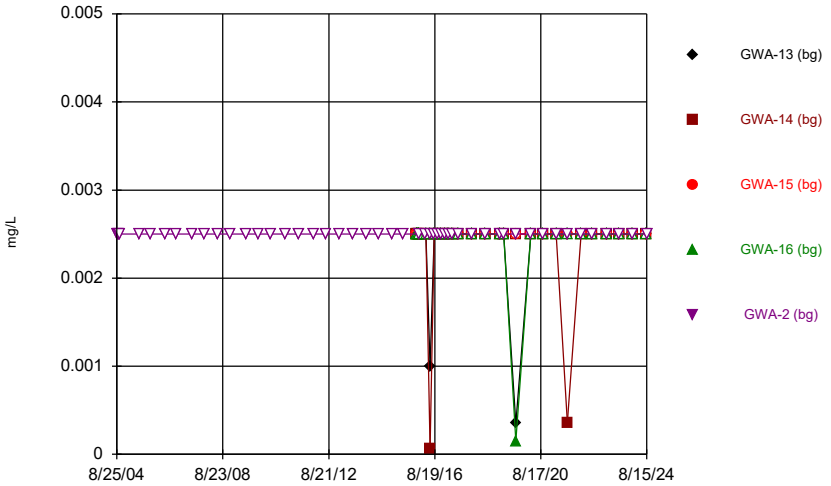

Constituent: Cadmium Analysis Run 9/30/2024 1:18 PM
Plant McIntosh Client: Southern Company Data: McIntosh LF4 CCR

Sanitas™ v.10.0.22 Software licensed to Groundwater Stats Consulting. UG
Hollow symbols indicate censored values.

Time Series

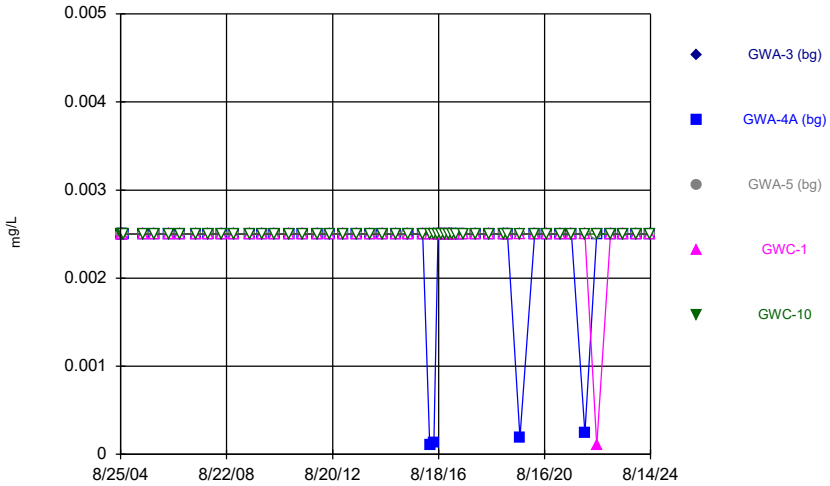

Constituent: Cadmium Analysis Run 9/30/2024 1:18 PM
Plant McIntosh Client: Southern Company Data: McIntosh LF4 CCR

Sanitas™ v.10.0.22 Software licensed to Groundwater Stats Consulting. UG
Hollow symbols indicate censored values.

Time Series

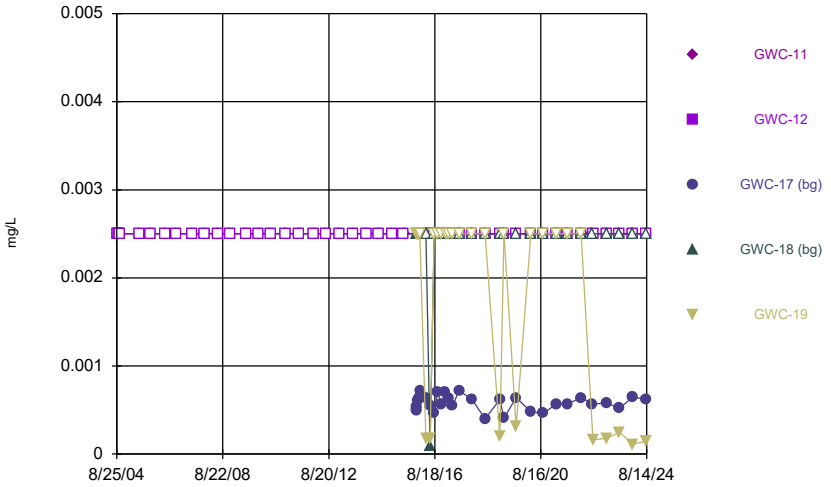

Constituent: Cadmium Analysis Run 9/30/2024 1:18 PM
Plant McIntosh Client: Southern Company Data: McIntosh LF4 CCR

Sanitas™ v.10.0.22 Software licensed to Groundwater Stats Consulting. UG
Hollow symbols indicate censored values.

Time Series

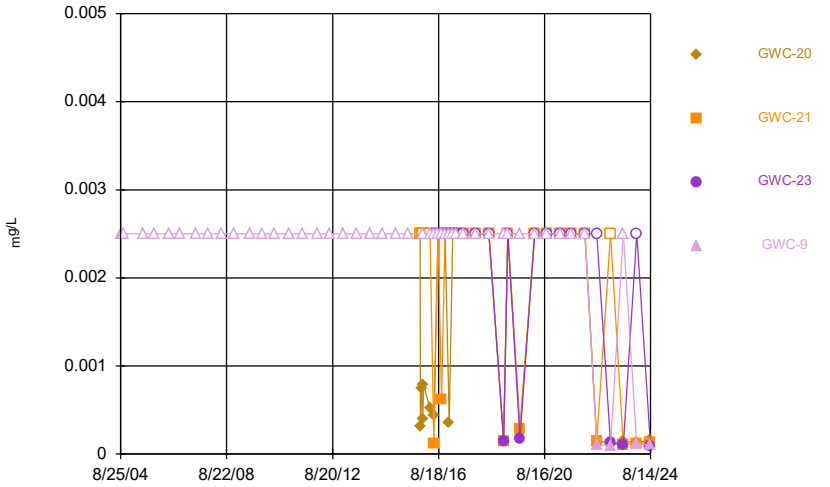

Constituent: Cadmium Analysis Run 9/30/2024 1:18 PM
Plant McIntosh Client: Southern Company Data: McIntosh LF4 CCR

Sanitas™ v.10.0.22 Software licensed to Groundwater Stats Consulting. UG

Time Series

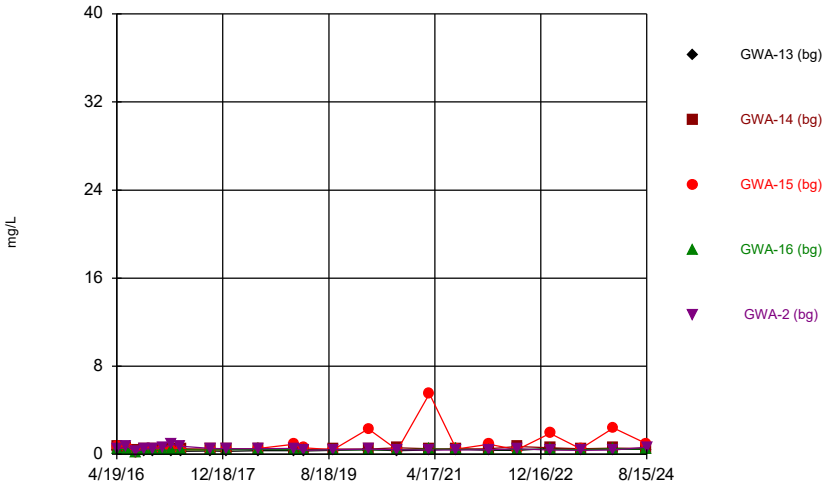

Constituent: Calcium Analysis Run 9/30/2024 1:18 PM

Plant McIntosh Client: Southern Company Data: McIntosh LF4 CCR

Sanitas™ v.10.0.22 Software licensed to Groundwater Stats Consulting. UG

Time Series

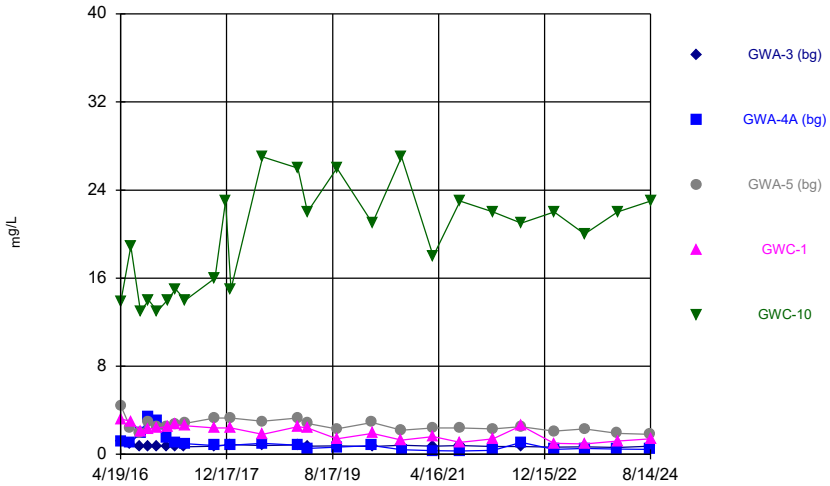

Constituent: Calcium Analysis Run 9/30/2024 1:18 PM

Plant McIntosh Client: Southern Company Data: McIntosh LF4 CCR

Sanitas™ v.10.0.22 Software licensed to Groundwater Stats Consulting. UG

Time Series

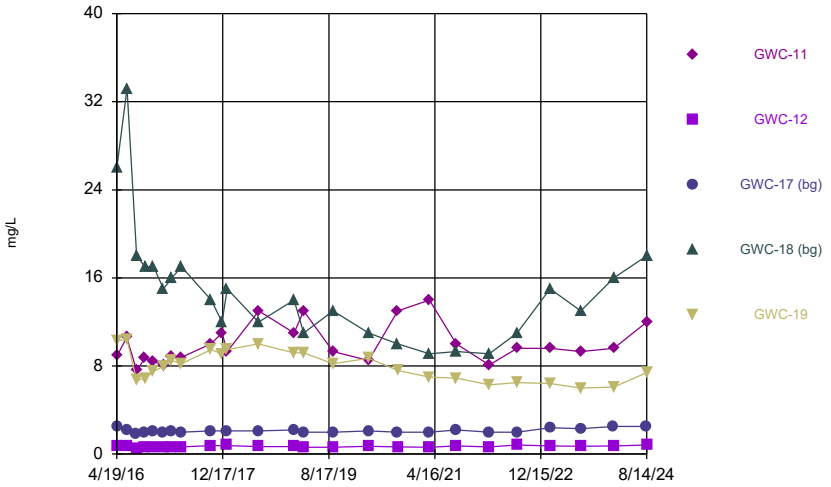

Constituent: Calcium Analysis Run 9/30/2024 1:18 PM

Plant McIntosh Client: Southern Company Data: McIntosh LF4 CCR

Sanitas™ v.10.0.22 Software licensed to Groundwater Stats Consulting. UG

Time Series

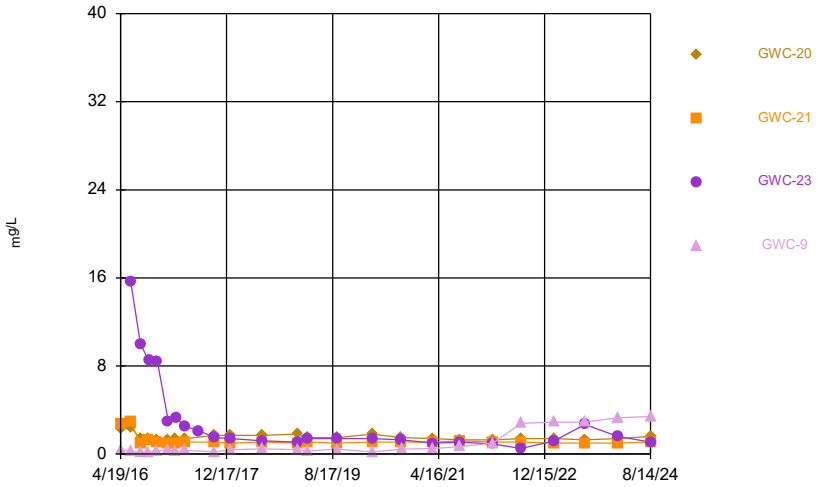

Constituent: Calcium Analysis Run 9/30/2024 1:18 PM

Plant McIntosh Client: Southern Company Data: McIntosh LF4 CCR

Sanitas™ v.10.0.22 Software licensed to Groundwater Stats Consulting. UG

Time Series

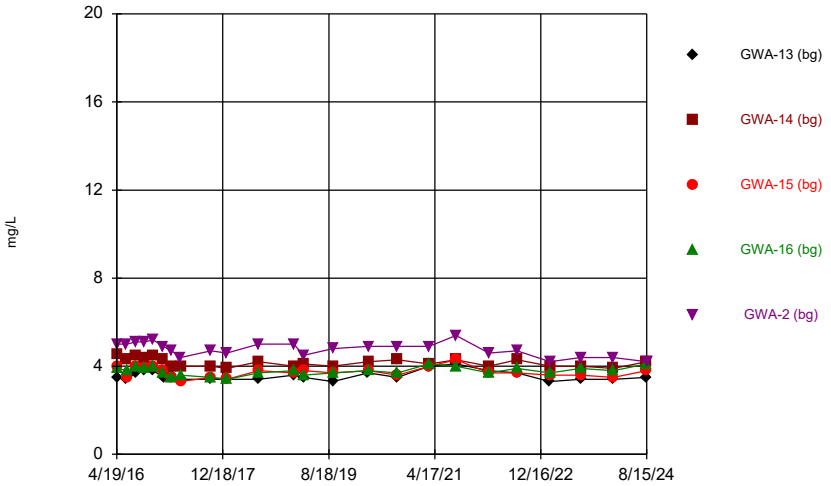

Constituent: Chloride Analysis Run 9/30/2024 1:18 PM

Plant McIntosh Client: Southern Company Data: McIntosh LF4 CCR

Sanitas™ v.10.0.22 Software licensed to Groundwater Stats Consulting. UG

Time Series

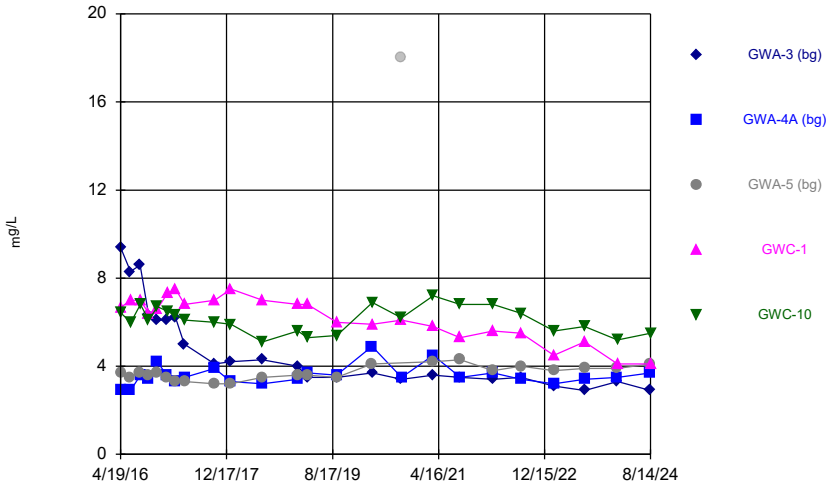

Constituent: Chloride Analysis Run 9/30/2024 1:18 PM

Plant McIntosh Client: Southern Company Data: McIntosh LF4 CCR

Sanitas™ v.10.0.22 Software licensed to Groundwater Stats Consulting. UG

Time Series

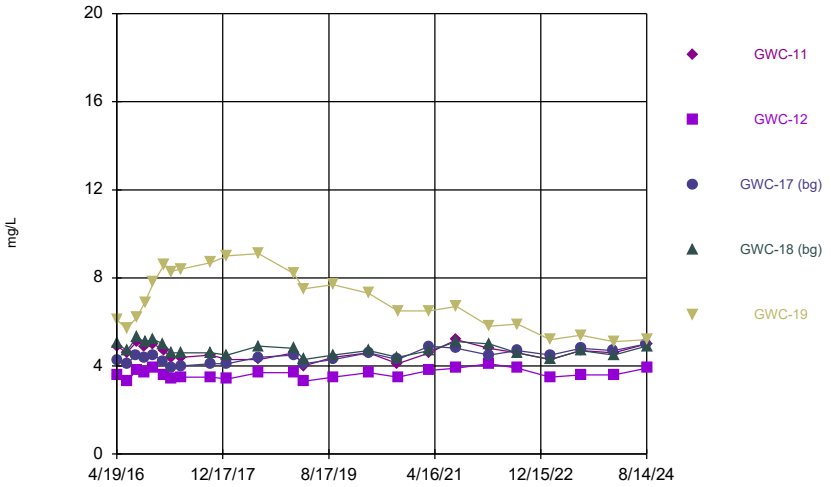

Constituent: Chloride Analysis Run 9/30/2024 1:18 PM

Plant McIntosh Client: Southern Company Data: McIntosh LF4 CCR

Sanitas™ v.10.0.22 Software licensed to Groundwater Stats Consulting. UG

Time Series

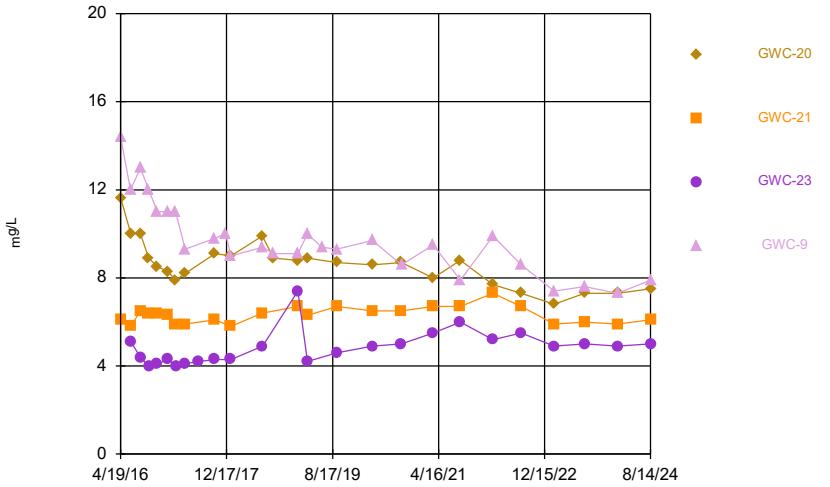

Constituent: Chloride Analysis Run 9/30/2024 1:18 PM

Plant McIntosh Client: Southern Company Data: McIntosh LF4 CCR

Sanitas™ v.10.0.22 Software licensed to Groundwater Stats Consulting. UG
Hollow symbols indicate censored values.

Time Series

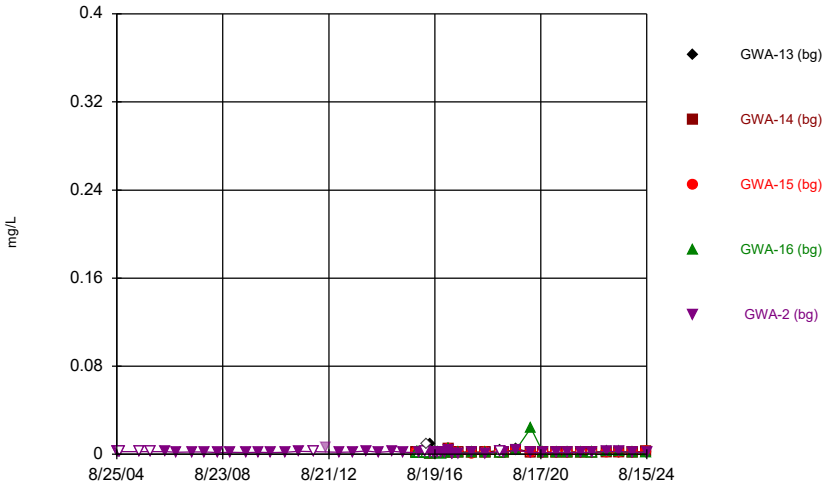

Constituent: Chromium Analysis Run 9/30/2024 1:18 PM
Plant McIntosh Client: Southern Company Data: McIntosh LF4 CCR

Sanitas™ v.10.0.22 Software licensed to Groundwater Stats Consulting. UG
Hollow symbols indicate censored values.

Time Series

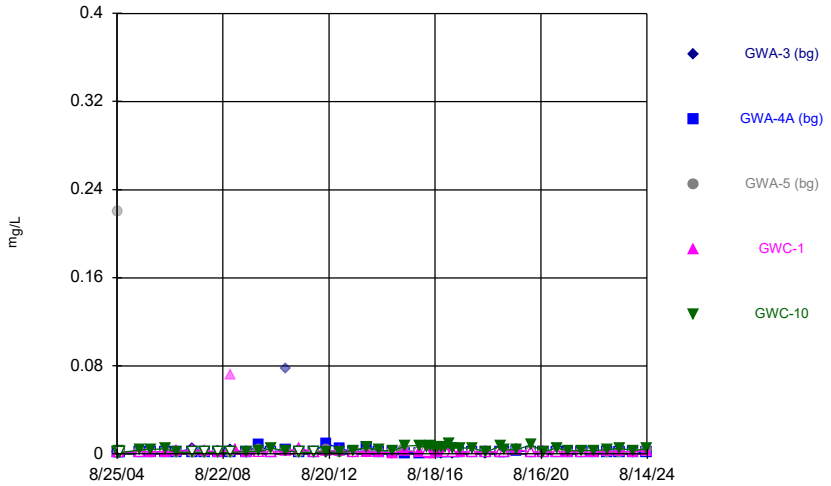

Constituent: Chromium Analysis Run 9/30/2024 1:18 PM
Plant McIntosh Client: Southern Company Data: McIntosh LF4 CCR

Sanitas™ v.10.0.22 Software licensed to Groundwater Stats Consulting. UG
Hollow symbols indicate censored values.

Time Series

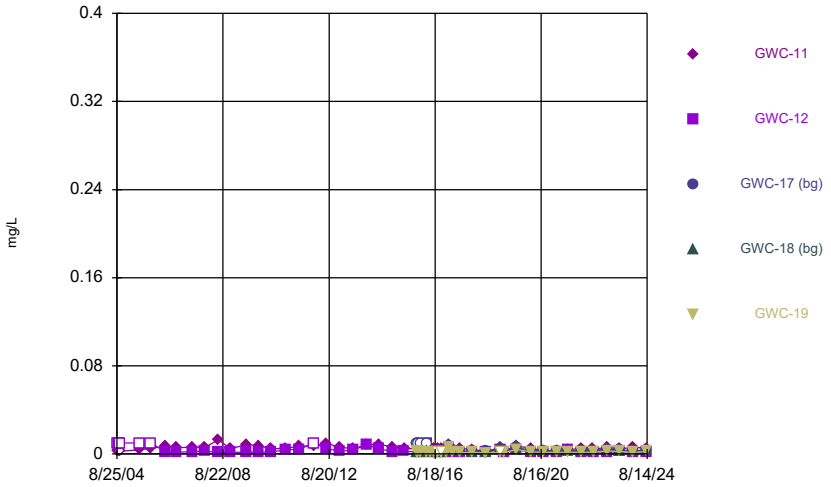

Constituent: Chromium Analysis Run 9/30/2024 1:18 PM
Plant McIntosh Client: Southern Company Data: McIntosh LF4 CCR

Sanitas™ v.10.0.22 Software licensed to Groundwater Stats Consulting. UG
Hollow symbols indicate censored values.

Time Series

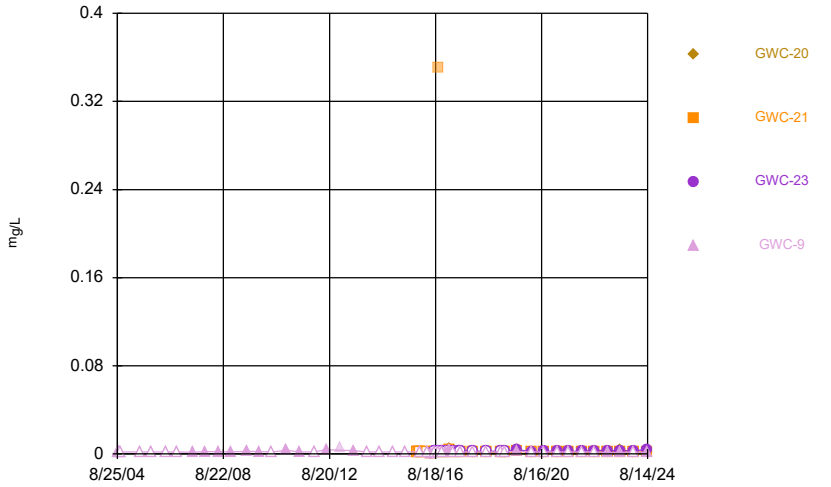

Constituent: Chromium Analysis Run 9/30/2024 1:18 PM
Plant McIntosh Client: Southern Company Data: McIntosh LF4 CCR

Sanitas™ v.10.0.22 Software licensed to Groundwater Stats Consulting. UG
Hollow symbols indicate censored values.

Time Series

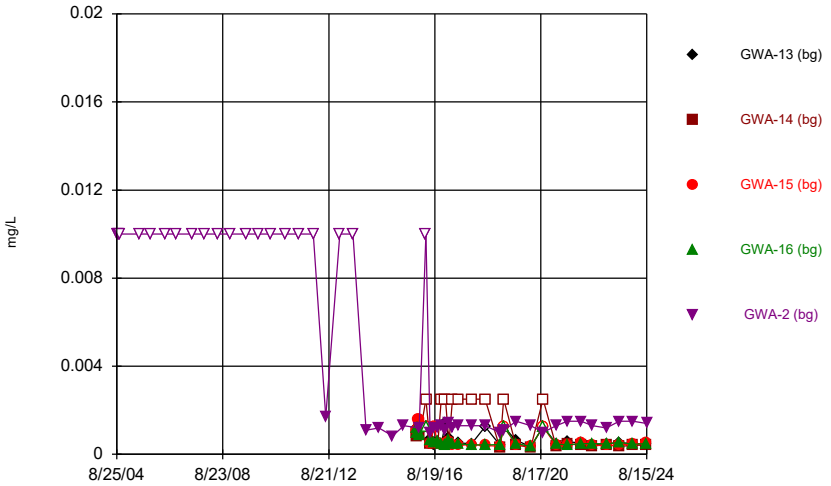

Constituent: Cobalt Analysis Run 9/30/2024 1:18 PM
Plant McIntosh Client: Southern Company Data: McIntosh LF4 CCR

Sanitas™ v.10.0.22 Software licensed to Groundwater Stats Consulting. UG
Hollow symbols indicate censored values.

Time Series

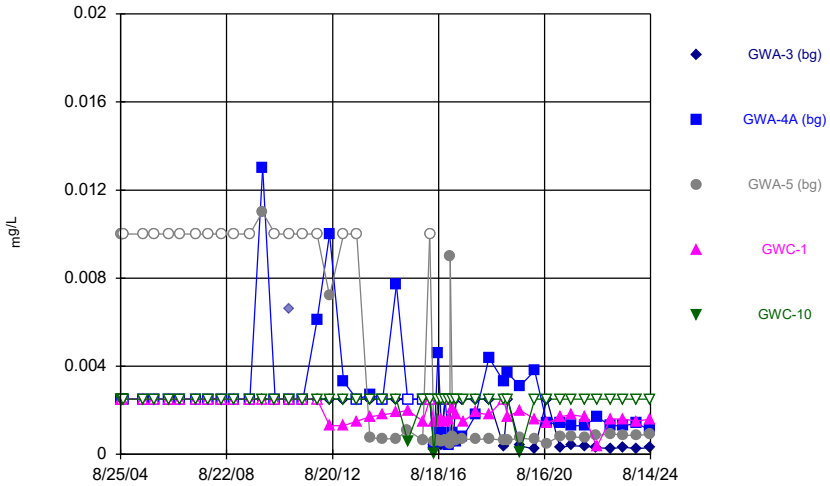

Constituent: Cobalt Analysis Run 9/30/2024 1:18 PM
Plant McIntosh Client: Southern Company Data: McIntosh LF4 CCR

Sanitas™ v.10.0.22 Software licensed to Groundwater Stats Consulting. UG
Hollow symbols indicate censored values.

Time Series

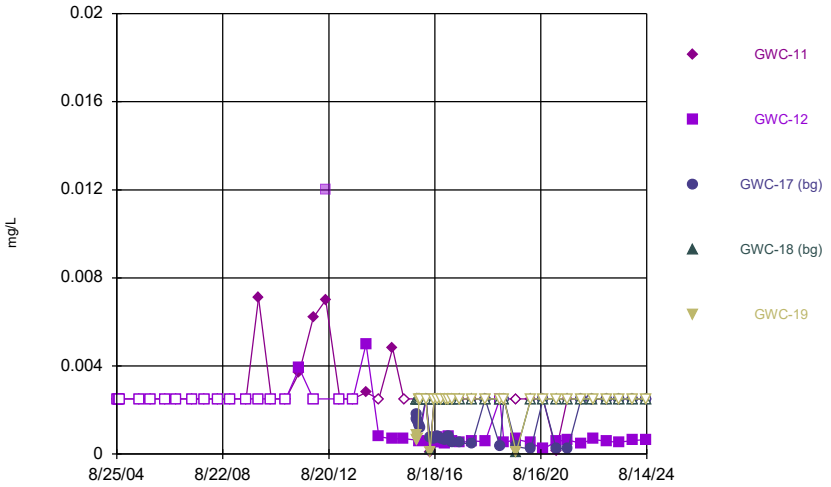

Constituent: Cobalt Analysis Run 9/30/2024 1:18 PM
Plant McIntosh Client: Southern Company Data: McIntosh LF4 CCR

Sanitas™ v.10.0.22 Software licensed to Groundwater Stats Consulting. UG
Hollow symbols indicate censored values.

Time Series

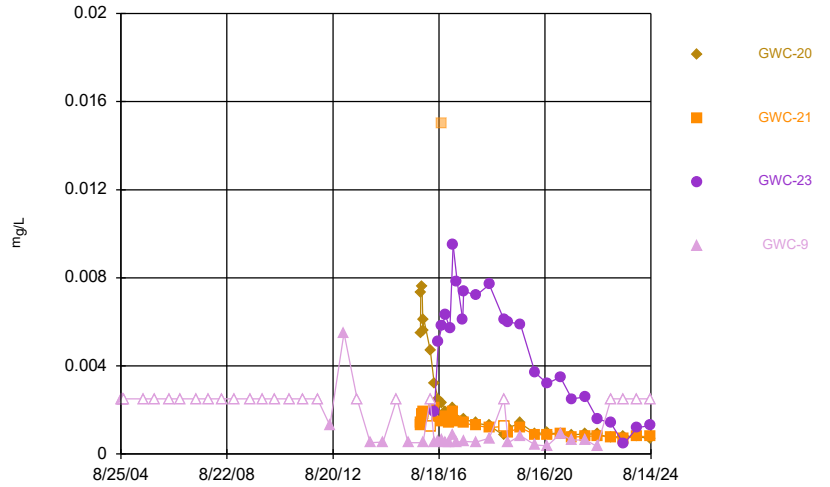

Constituent: Cobalt Analysis Run 9/30/2024 1:18 PM
Plant McIntosh Client: Southern Company Data: McIntosh LF4 CCR

Sanitas™ v.10.0.22 Software licensed to Groundwater Stats Consulting. UG
Hollow symbols indicate censored values.

Time Series

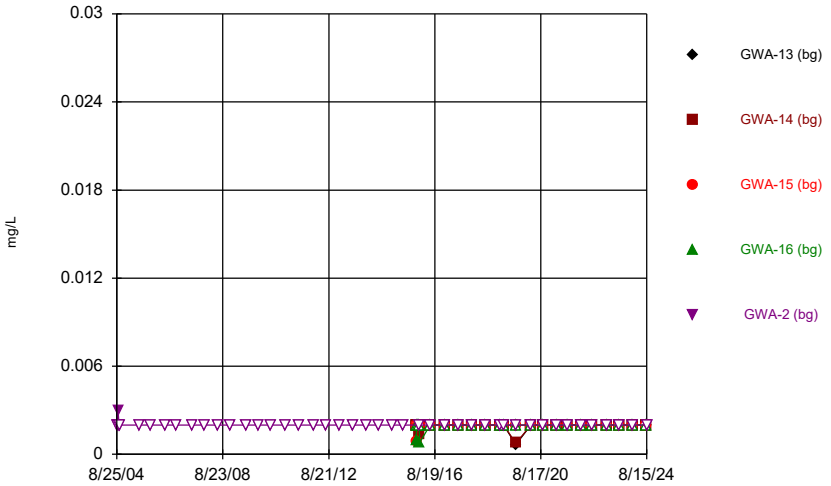

Constituent: Copper Analysis Run 9/30/2024 1:18 PM
Plant McIntosh Client: Southern Company Data: McIntosh LF4 CCR

Sanitas™ v.10.0.22 Software licensed to Groundwater Stats Consulting. UG
Hollow symbols indicate censored values.

Time Series

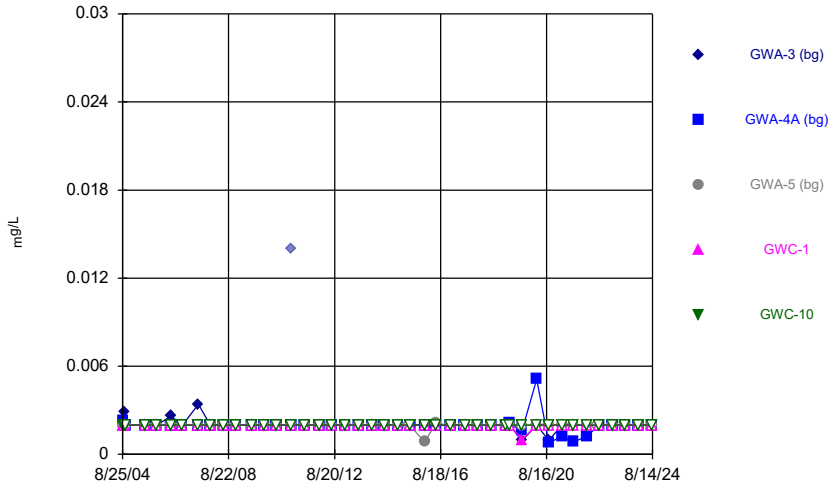

Constituent: Copper Analysis Run 9/30/2024 1:18 PM
Plant McIntosh Client: Southern Company Data: McIntosh LF4 CCR

Sanitas™ v.10.0.22 Software licensed to Groundwater Stats Consulting. UG
Hollow symbols indicate censored values.

Time Series

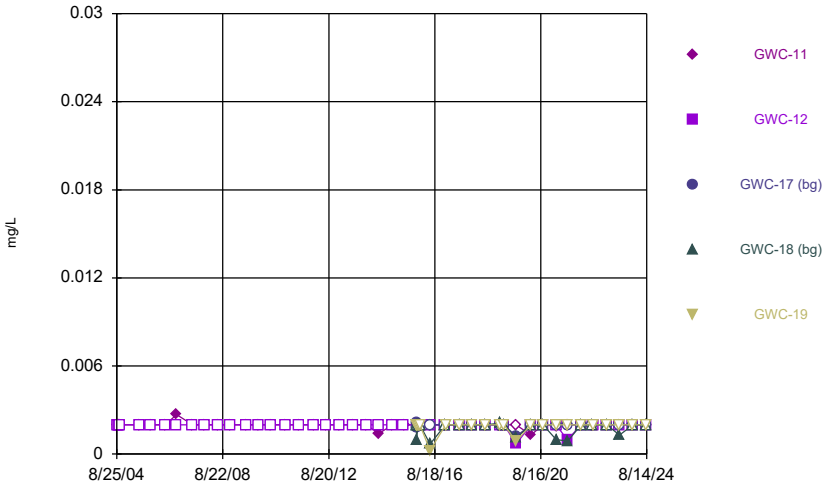

Constituent: Copper Analysis Run 9/30/2024 1:18 PM
Plant McIntosh Client: Southern Company Data: McIntosh LF4 CCR

Sanitas™ v.10.0.22 Software licensed to Groundwater Stats Consulting. UG
Hollow symbols indicate censored values.

Time Series

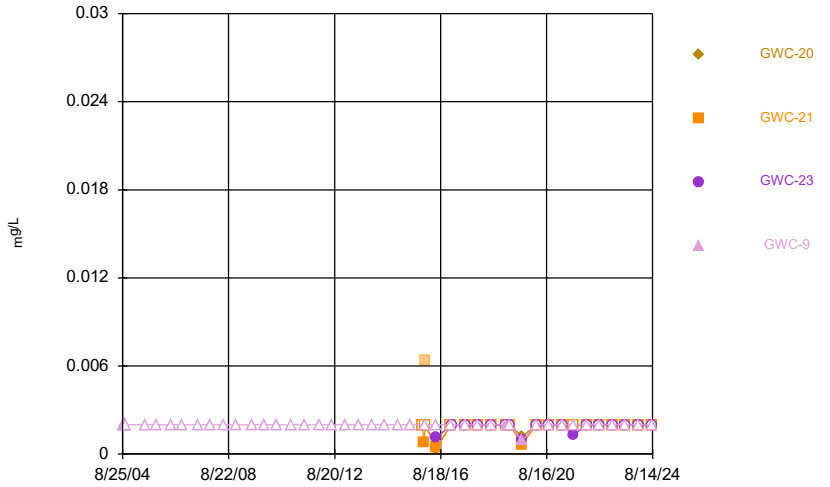

Constituent: Copper Analysis Run 9/30/2024 1:18 PM
Plant McIntosh Client: Southern Company Data: McIntosh LF4 CCR

Sanitas™ v.10.0.22 Software licensed to Groundwater Stats Consulting. UG
Hollow symbols indicate censored values.

Time Series

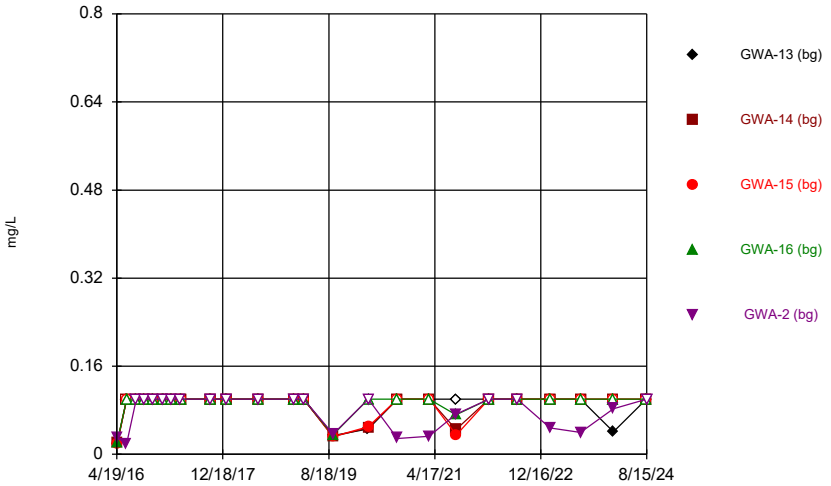

Constituent: Fluoride Analysis Run 9/30/2024 1:18 PM
Plant McIntosh Client: Southern Company Data: McIntosh LF4 CCR

Sanitas™ v.10.0.22 Software licensed to Groundwater Stats Consulting. UG
Hollow symbols indicate censored values.

Time Series

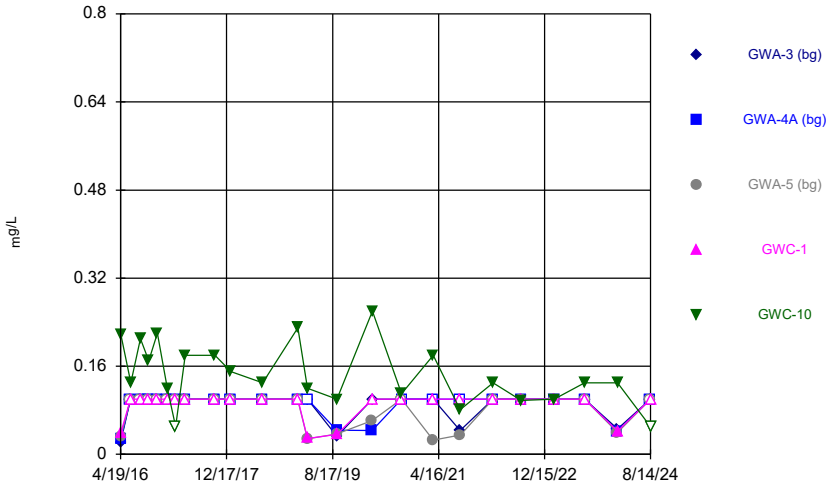

Constituent: Fluoride Analysis Run 9/30/2024 1:18 PM
Plant McIntosh Client: Southern Company Data: McIntosh LF4 CCR

Sanitas™ v.10.0.22 Software licensed to Groundwater Stats Consulting. UG
Hollow symbols indicate censored values.

Time Series

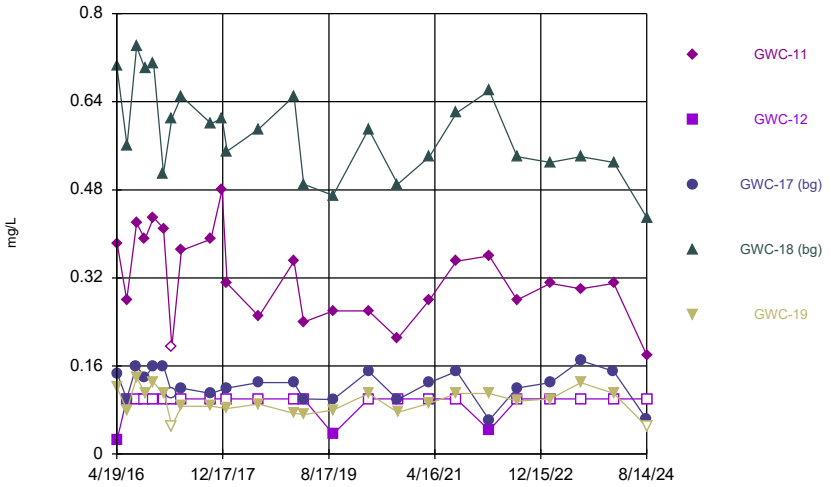

Constituent: Fluoride Analysis Run 9/30/2024 1:18 PM
Plant McIntosh Client: Southern Company Data: McIntosh LF4 CCR

Sanitas™ v.10.0.22 Software licensed to Groundwater Stats Consulting. UG
Hollow symbols indicate censored values.

Time Series

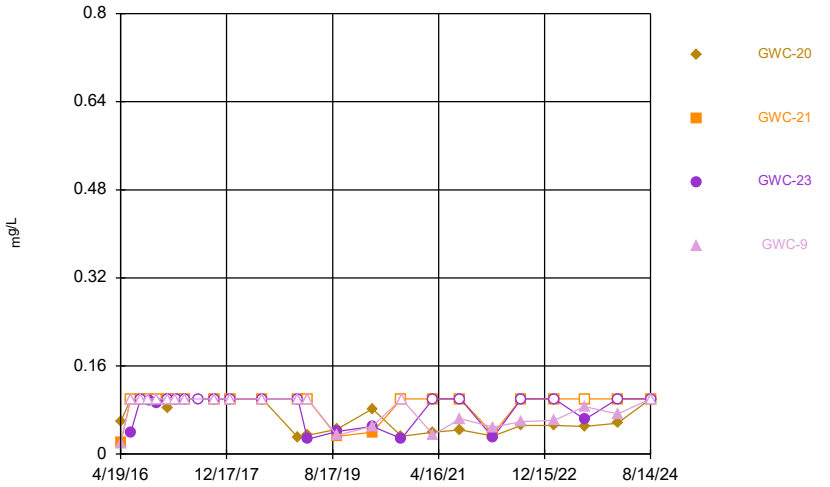

Constituent: Fluoride Analysis Run 9/30/2024 1:18 PM
Plant McIntosh Client: Southern Company Data: McIntosh LF4 CCR

Sanitas™ v.10.0.22 Software licensed to Groundwater Stats Consulting. UG
Hollow symbols indicate censored values.

Time Series

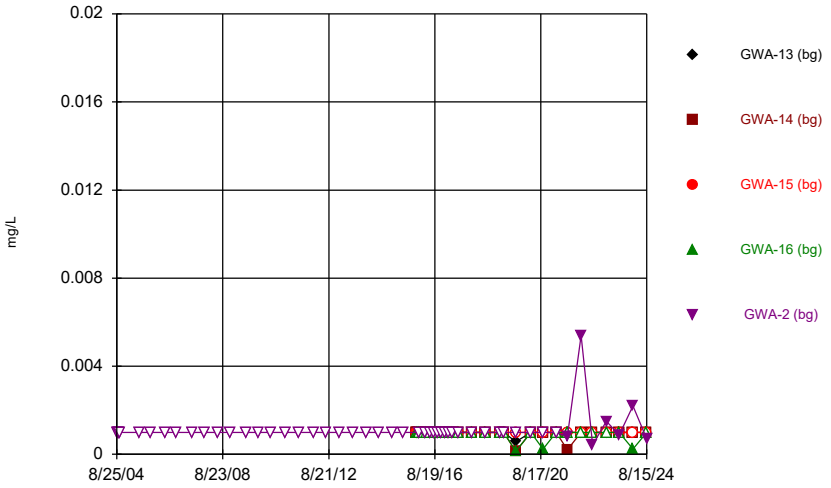

Constituent: Lead Analysis Run 9/30/2024 1:18 PM
Plant McIntosh Client: Southern Company Data: McIntosh LF4 CCR

Sanitas™ v.10.0.22 Software licensed to Groundwater Stats Consulting. UG
Hollow symbols indicate censored values.

Time Series

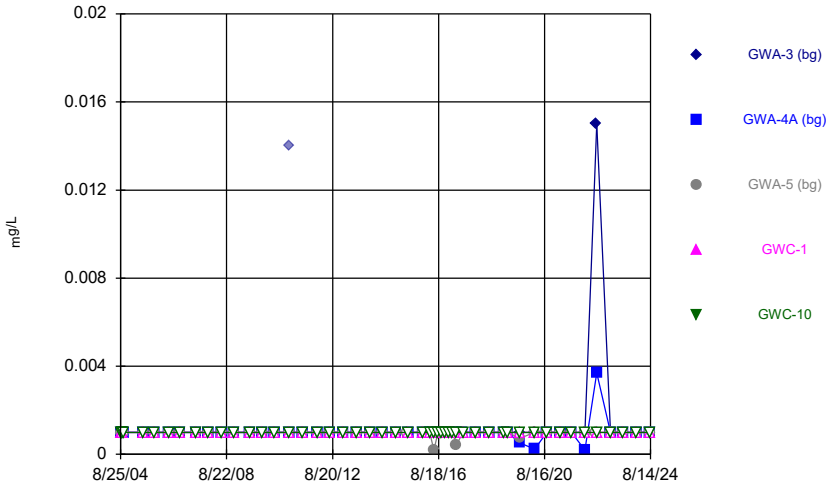

Constituent: Lead Analysis Run 9/30/2024 1:18 PM
Plant McIntosh Client: Southern Company Data: McIntosh LF4 CCR

Sanitas™ v.10.0.22 Software licensed to Groundwater Stats Consulting. UG
Hollow symbols indicate censored values.

Time Series

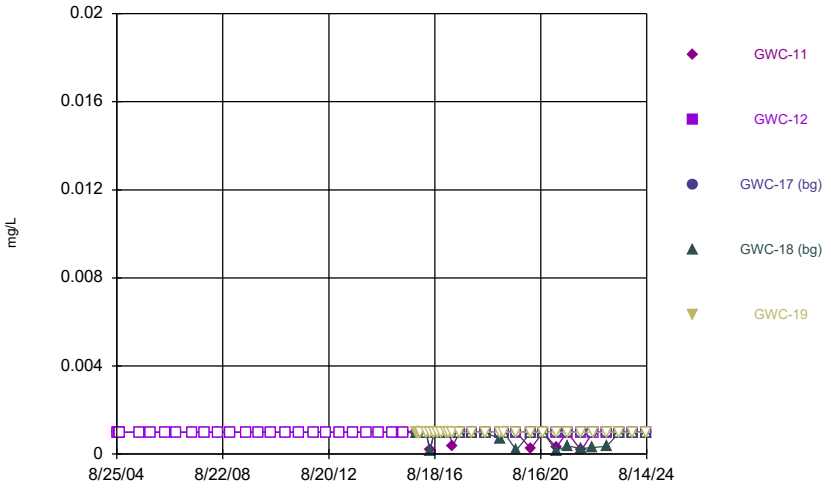

Constituent: Lead Analysis Run 9/30/2024 1:18 PM
Plant McIntosh Client: Southern Company Data: McIntosh LF4 CCR

Sanitas™ v.10.0.22 Software licensed to Groundwater Stats Consulting. UG
Hollow symbols indicate censored values.

Time Series

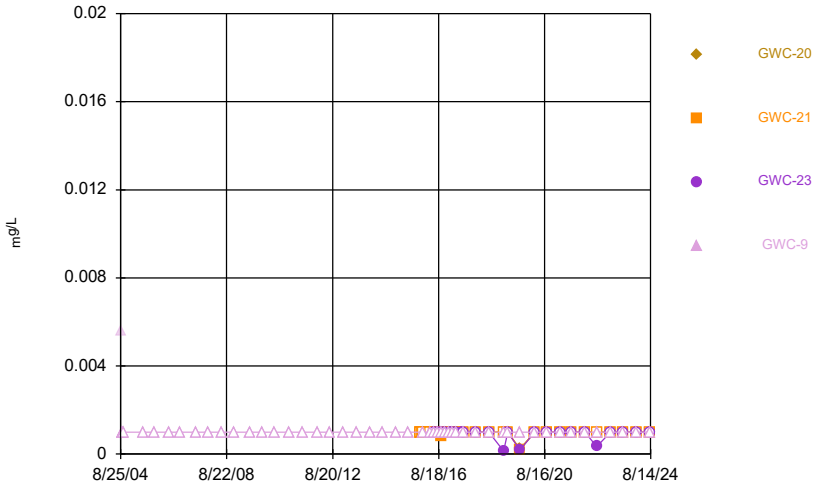

Constituent: Lead Analysis Run 9/30/2024 1:18 PM
Plant McIntosh Client: Southern Company Data: McIntosh LF4 CCR

Sanitas™ v.10.0.22 Software licensed to Groundwater Stats Consulting. UG
Hollow symbols indicate censored values.

Time Series

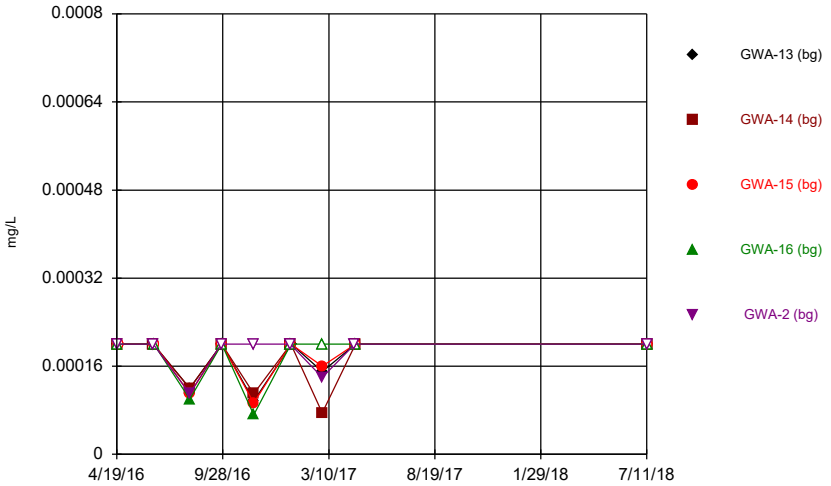

Constituent: Mercury Analysis Run 9/30/2024 1:18 PM
Plant McIntosh Client: Southern Company Data: McIntosh LF4 CCR

Sanitas™ v.10.0.22 Software licensed to Groundwater Stats Consulting. UG
Hollow symbols indicate censored values.

Time Series

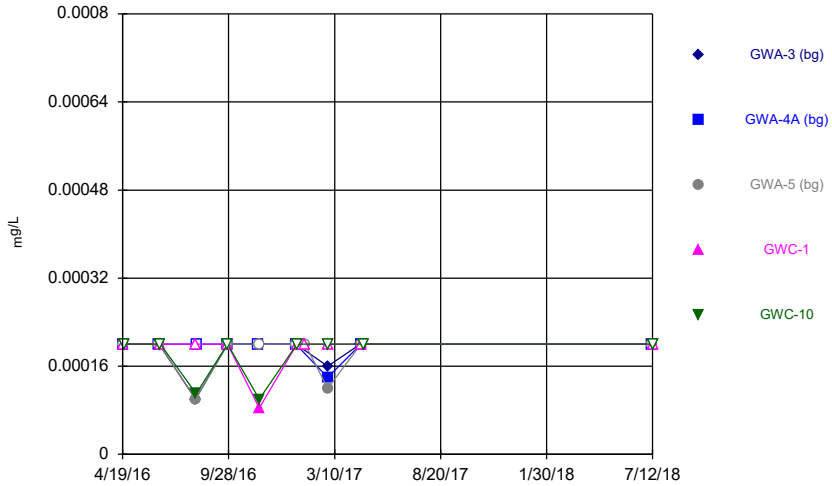

Constituent: Mercury Analysis Run 9/30/2024 1:18 PM
Plant McIntosh Client: Southern Company Data: McIntosh LF4 CCR

Sanitas™ v.10.0.22 Software licensed to Groundwater Stats Consulting. UG
Hollow symbols indicate censored values.

Time Series

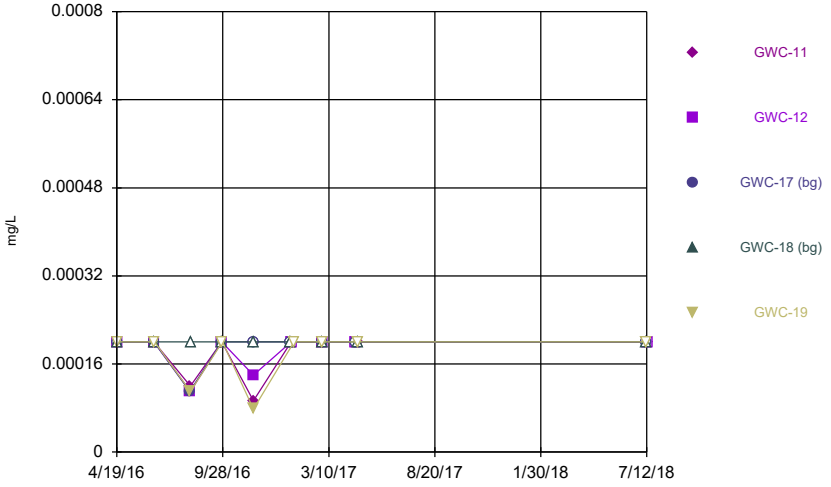

Constituent: Mercury Analysis Run 9/30/2024 1:18 PM
Plant McIntosh Client: Southern Company Data: McIntosh LF4 CCR

Sanitas™ v.10.0.22 Software licensed to Groundwater Stats Consulting. UG
Hollow symbols indicate censored values.

Time Series

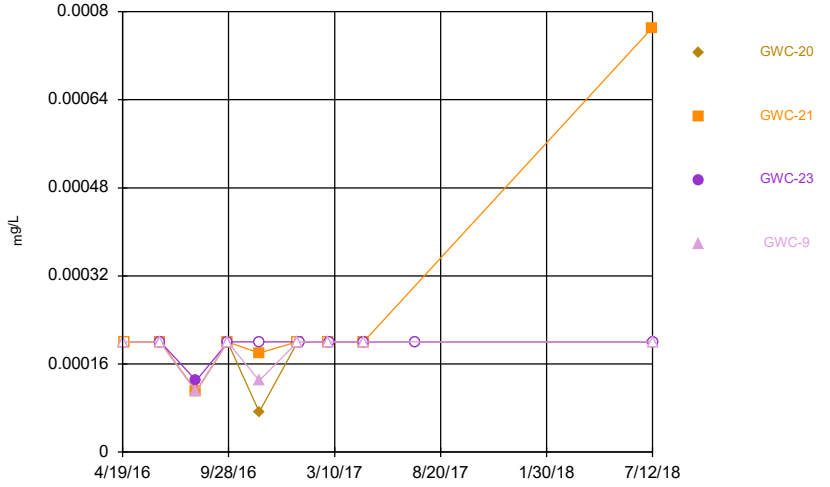

Constituent: Mercury Analysis Run 9/30/2024 1:18 PM
Plant McIntosh Client: Southern Company Data: McIntosh LF4 CCR

Sanitas™ v.10.0.22 Software licensed to Groundwater Stats Consulting. UG
Hollow symbols indicate censored values.

Time Series

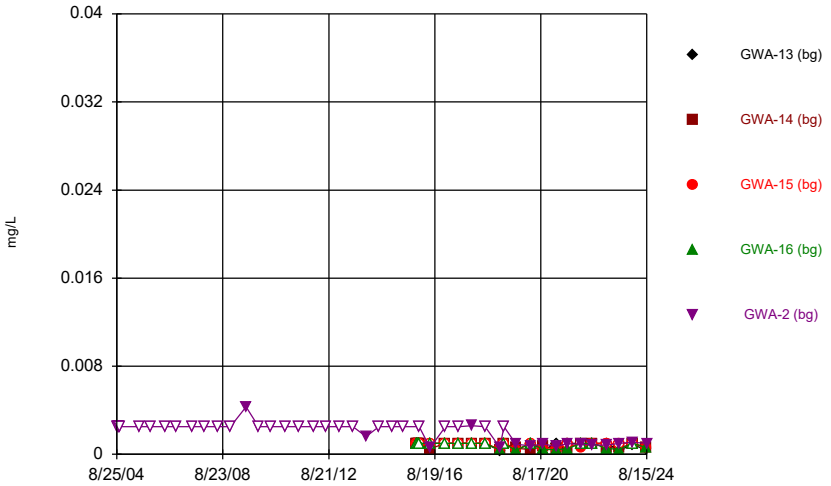

Constituent: Nickel Analysis Run 9/30/2024 1:18 PM
Plant McIntosh Client: Southern Company Data: McIntosh LF4 CCR

Sanitas™ v.10.0.22 Software licensed to Groundwater Stats Consulting. UG
Hollow symbols indicate censored values.

Time Series

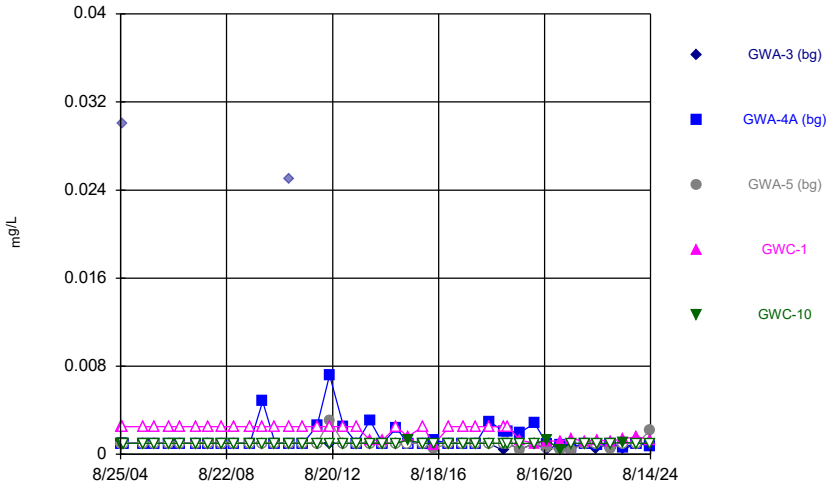

Constituent: Nickel Analysis Run 9/30/2024 1:18 PM
Plant McIntosh Client: Southern Company Data: McIntosh LF4 CCR

Sanitas™ v.10.0.22 Software licensed to Groundwater Stats Consulting. UG
Hollow symbols indicate censored values.

Time Series

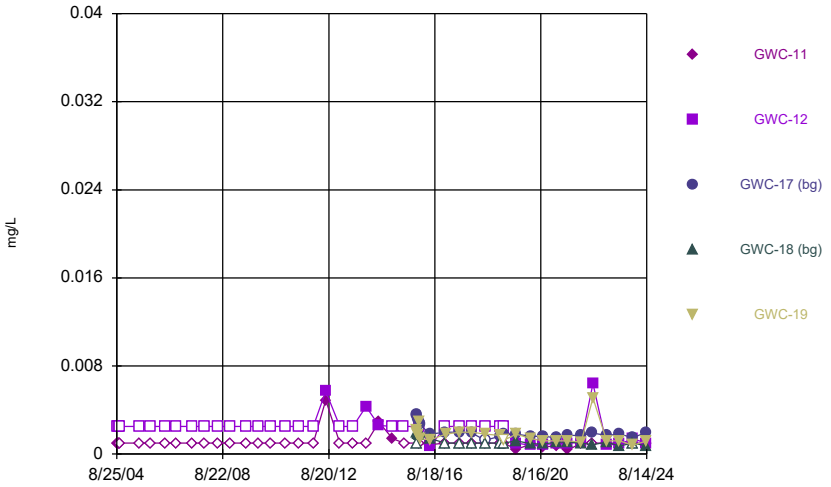

Constituent: Nickel Analysis Run 9/30/2024 1:18 PM
Plant McIntosh Client: Southern Company Data: McIntosh LF4 CCR

Sanitas™ v.10.0.22 Software licensed to Groundwater Stats Consulting. UG
Hollow symbols indicate censored values.

Time Series

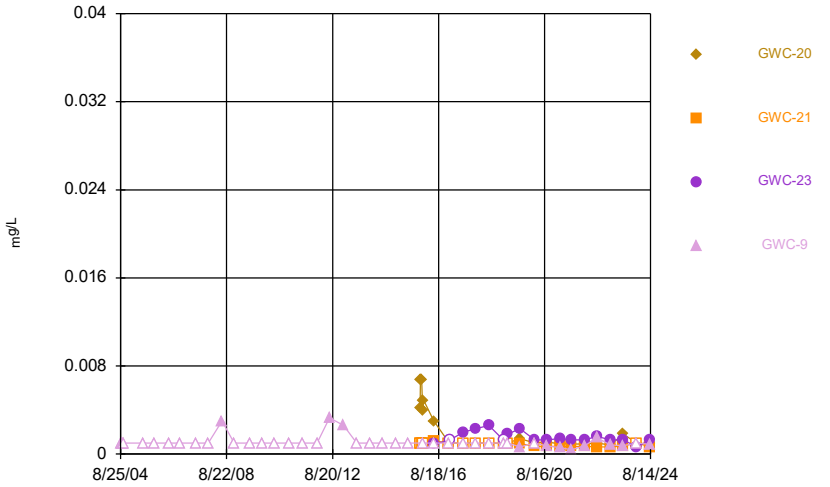

Constituent: Nickel Analysis Run 9/30/2024 1:18 PM
Plant McIntosh Client: Southern Company Data: McIntosh LF4 CCR

Sanitas™ v.10.0.22 Software licensed to Groundwater Stats Consulting. UG

Time Series

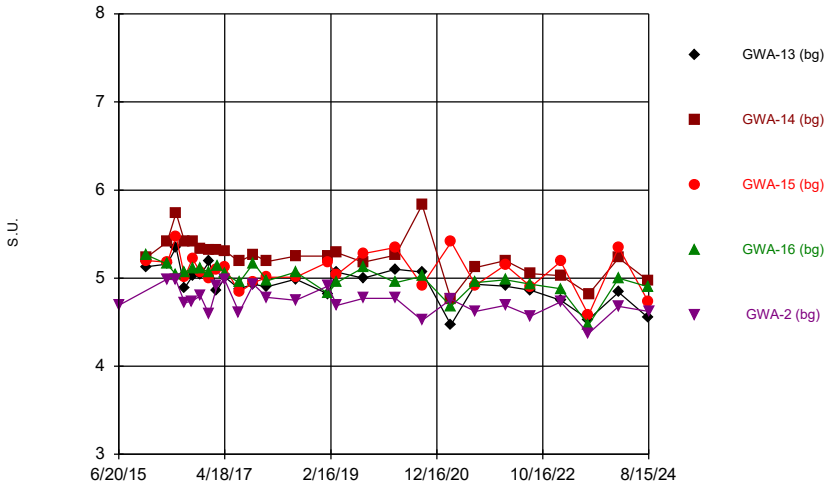

Constituent: pH Analysis Run 9/30/2024 1:19 PM

Plant McIntosh Client: Southern Company Data: McIntosh LF4 CCR

Sanitas™ v.10.0.22 Software licensed to Groundwater Stats Consulting. UG

Time Series

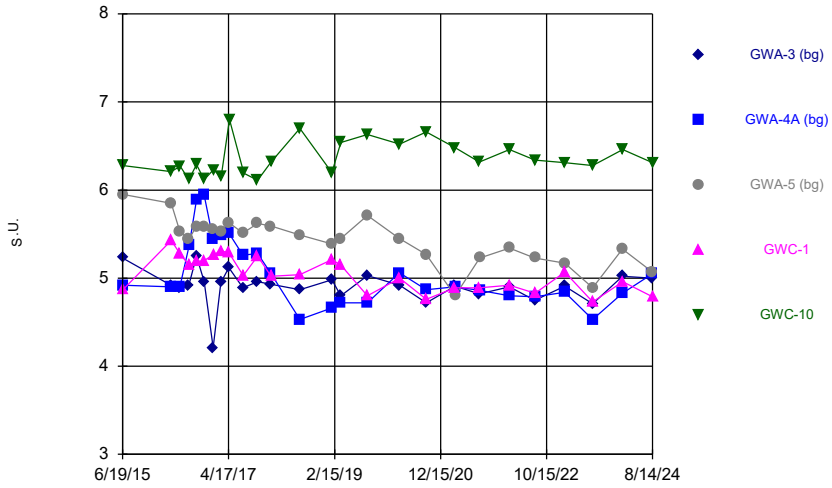

Constituent: pH Analysis Run 9/30/2024 1:19 PM

Plant McIntosh Client: Southern Company Data: McIntosh LF4 CCR

Sanitas™ v.10.0.22 Software licensed to Groundwater Stats Consulting. UG

Time Series

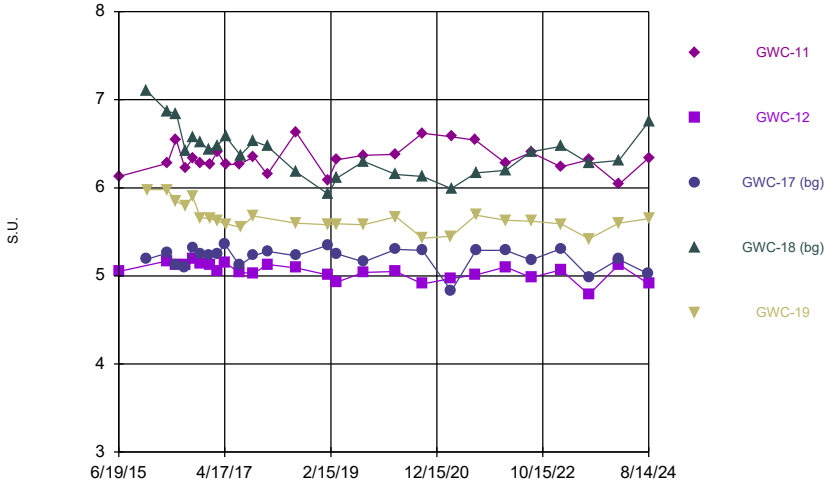

Constituent: pH Analysis Run 9/30/2024 1:19 PM

Plant McIntosh Client: Southern Company Data: McIntosh LF4 CCR

Sanitas™ v.10.0.22 Software licensed to Groundwater Stats Consulting. UG

Time Series

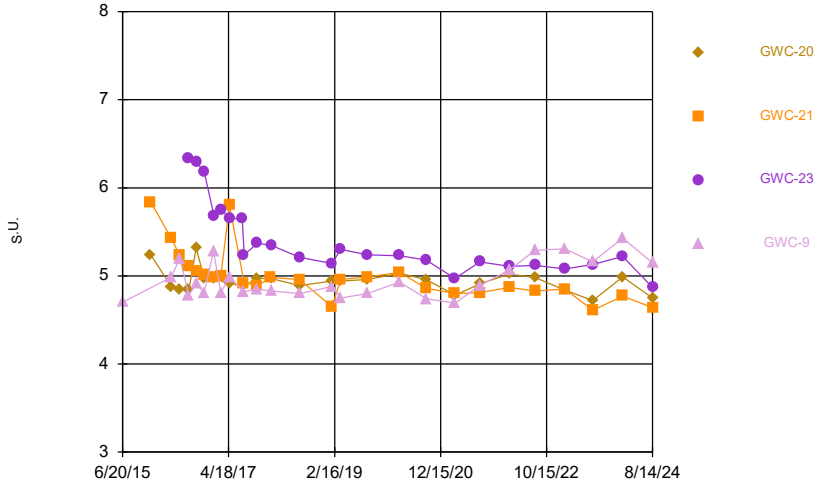

Constituent: pH Analysis Run 9/30/2024 1:19 PM

Plant McIntosh Client: Southern Company Data: McIntosh LF4 CCR

Sanitas™ v.10.0.22 Software licensed to Groundwater Stats Consulting. UG
Hollow symbols indicate censored values.

Time Series

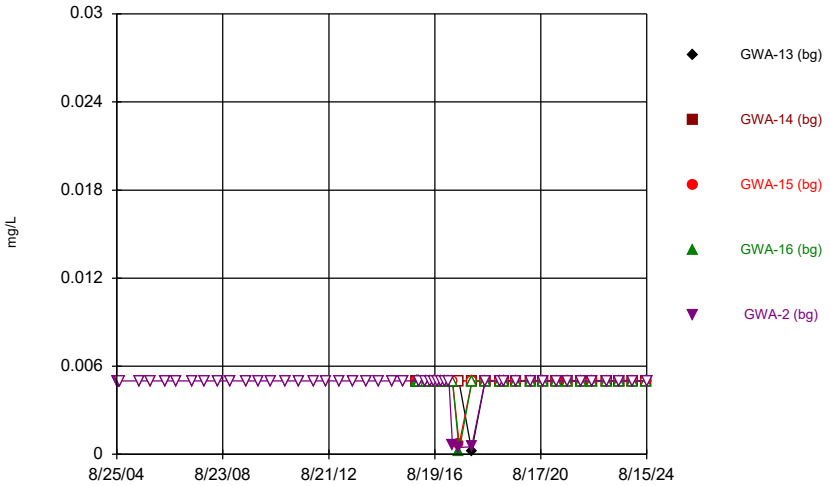

Constituent: Selenium Analysis Run 9/30/2024 1:19 PM
Plant McIntosh Client: Southern Company Data: McIntosh LF4 CCR

Sanitas™ v.10.0.22 Software licensed to Groundwater Stats Consulting. UG
Hollow symbols indicate censored values.

Time Series

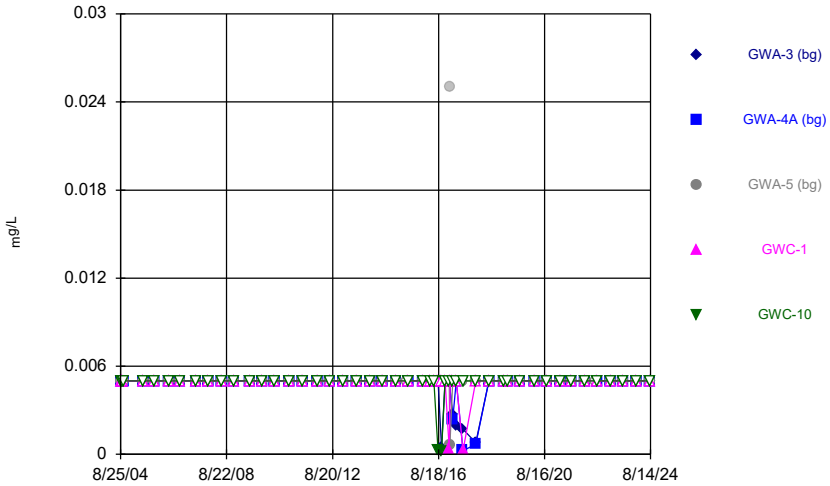

Constituent: Selenium Analysis Run 9/30/2024 1:19 PM
Plant McIntosh Client: Southern Company Data: McIntosh LF4 CCR

Sanitas™ v.10.0.22 Software licensed to Groundwater Stats Consulting. UG
Hollow symbols indicate censored values.

Time Series

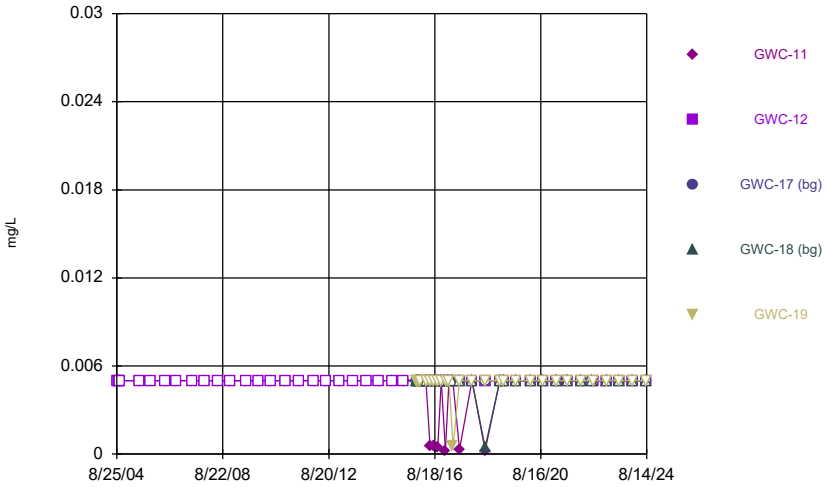

Constituent: Selenium Analysis Run 9/30/2024 1:19 PM
Plant McIntosh Client: Southern Company Data: McIntosh LF4 CCR

Sanitas™ v.10.0.22 Software licensed to Groundwater Stats Consulting. UG
Hollow symbols indicate censored values.

Time Series

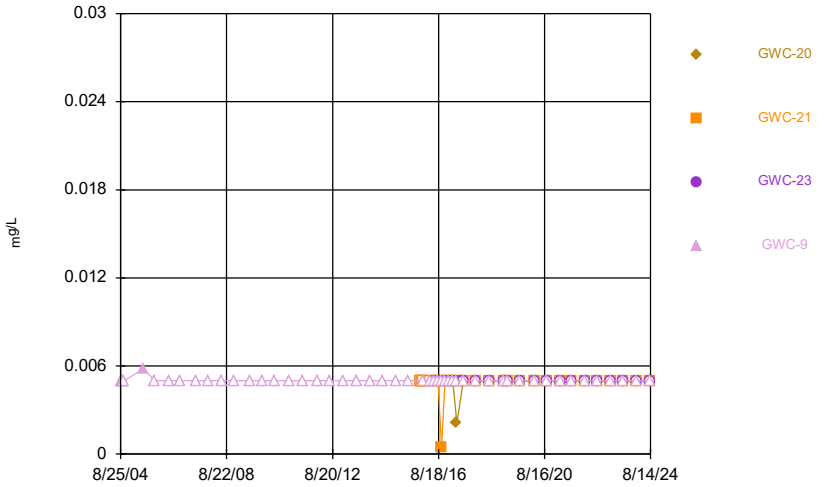

Constituent: Selenium Analysis Run 9/30/2024 1:19 PM
Plant McIntosh Client: Southern Company Data: McIntosh LF4 CCR

Sanitas™ v.10.0.22 Software licensed to Groundwater Stats Consulting. UG
Hollow symbols indicate censored values.

Time Series

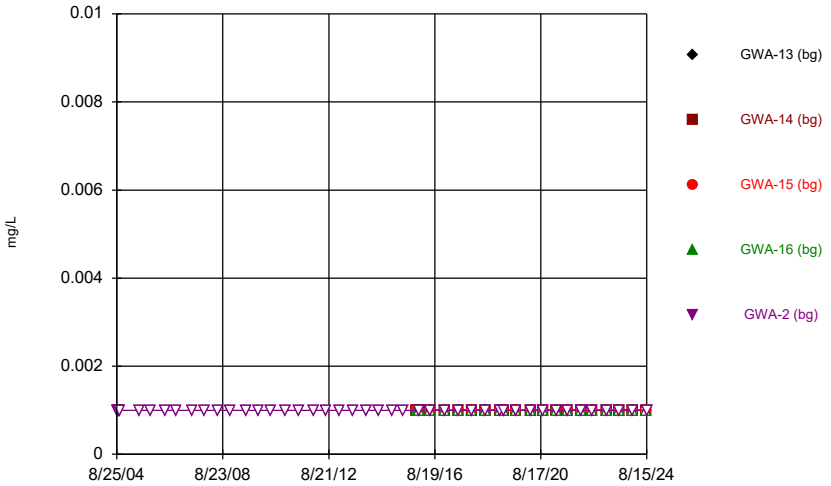

Constituent: Silver Analysis Run 9/30/2024 1:19 PM
Plant McIntosh Client: Southern Company Data: McIntosh LF4 CCR

Sanitas™ v.10.0.22 Software licensed to Groundwater Stats Consulting. UG
Hollow symbols indicate censored values.

Time Series

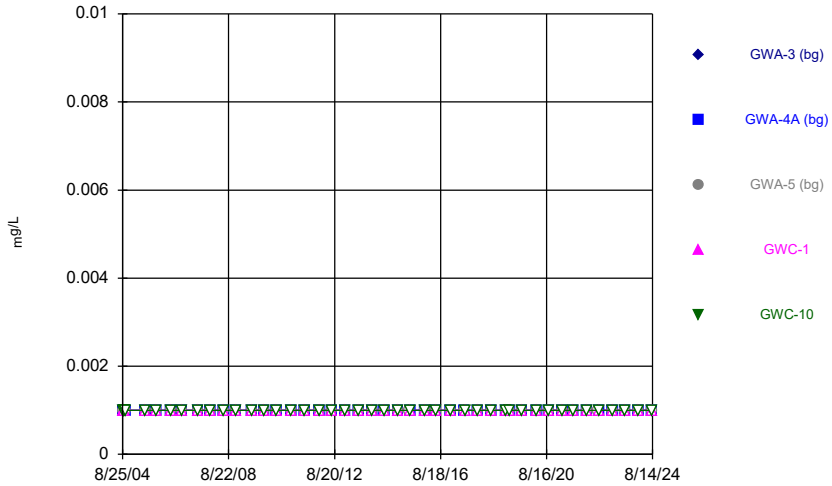

Constituent: Silver Analysis Run 9/30/2024 1:19 PM
Plant McIntosh Client: Southern Company Data: McIntosh LF4 CCR

Sanitas™ v.10.0.22 Software licensed to Groundwater Stats Consulting. UG
Hollow symbols indicate censored values.

Time Series

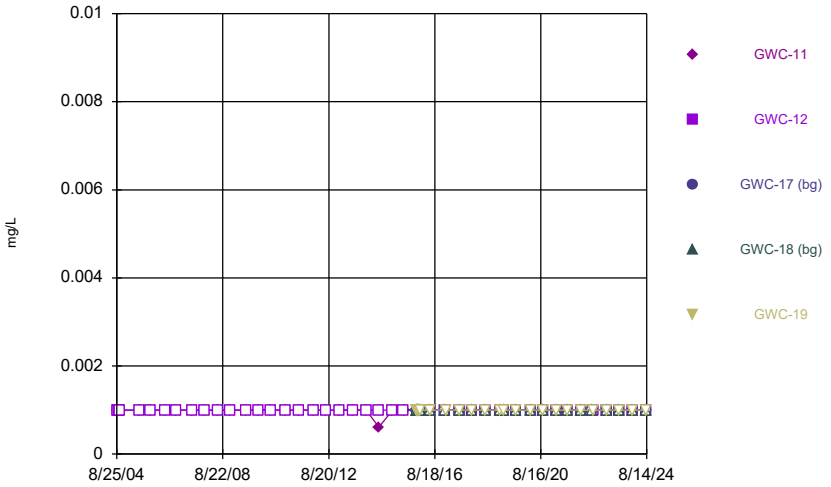

Constituent: Silver Analysis Run 9/30/2024 1:19 PM
Plant McIntosh Client: Southern Company Data: McIntosh LF4 CCR

Sanitas™ v.10.0.22 Software licensed to Groundwater Stats Consulting. UG
Hollow symbols indicate censored values.

Time Series

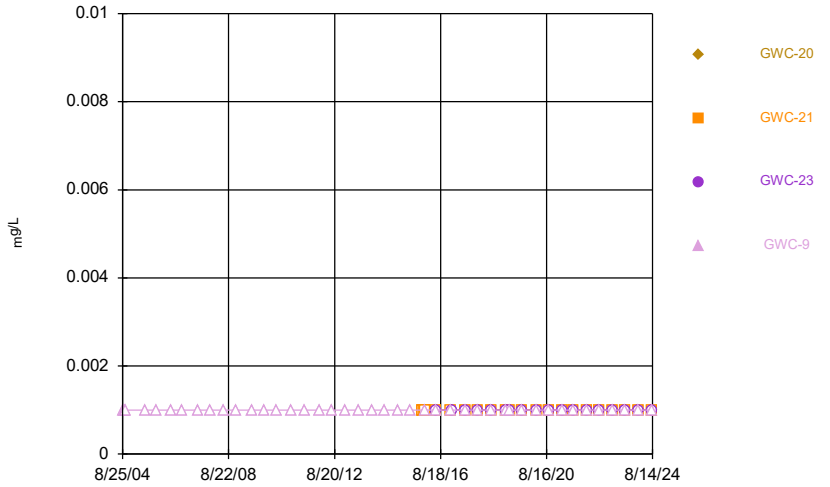

Constituent: Silver Analysis Run 9/30/2024 1:19 PM
Plant McIntosh Client: Southern Company Data: McIntosh LF4 CCR

Sanitas™ v.10.0.22 Software licensed to Groundwater Stats Consulting. UG
Hollow symbols indicate censored values.

Time Series

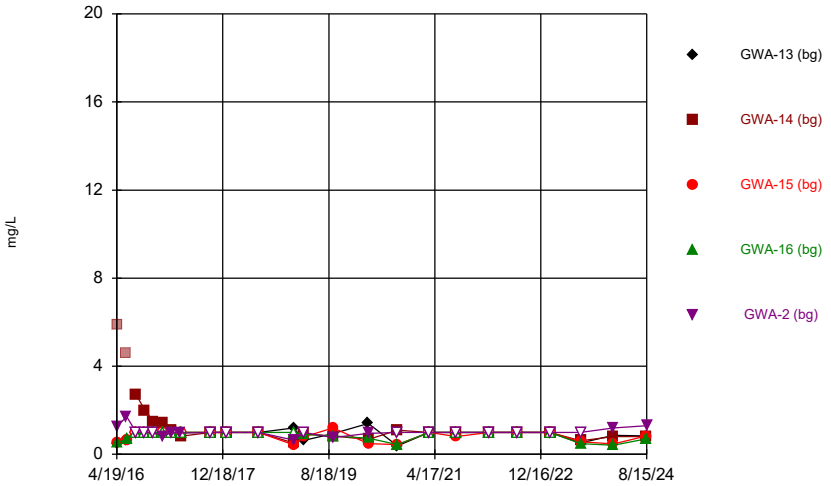

Constituent: Sulfate Analysis Run 9/30/2024 1:19 PM
Plant McIntosh Client: Southern Company Data: McIntosh LF4 CCR

Sanitas™ v.10.0.22 Software licensed to Groundwater Stats Consulting. UG
Hollow symbols indicate censored values.

Time Series

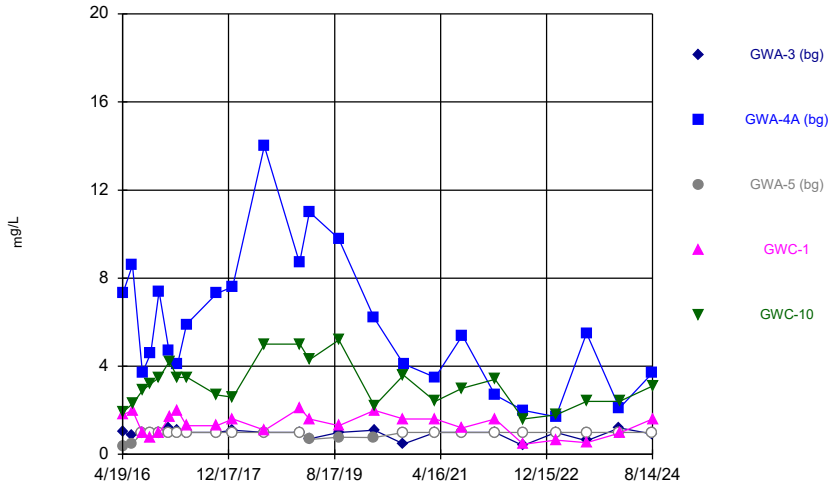

Constituent: Sulfate Analysis Run 9/30/2024 1:19 PM
Plant McIntosh Client: Southern Company Data: McIntosh LF4 CCR

Sanitas™ v.10.0.22 Software licensed to Groundwater Stats Consulting. UG
Hollow symbols indicate censored values.

Time Series

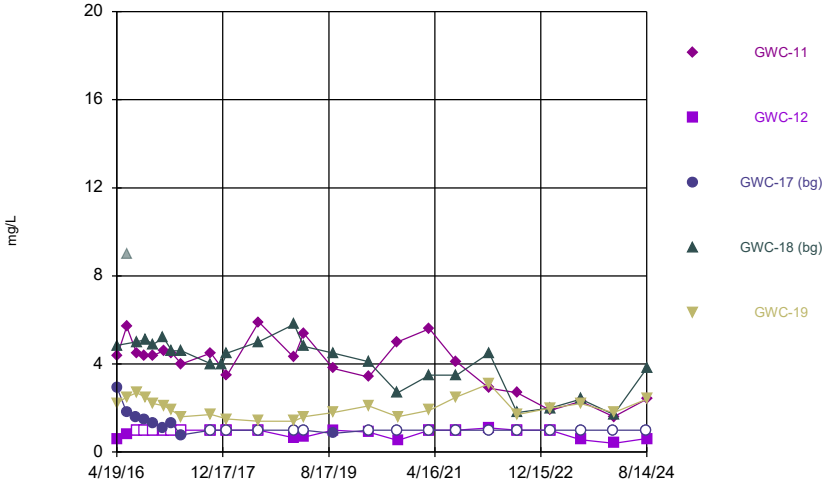

Constituent: Sulfate Analysis Run 9/30/2024 1:19 PM
Plant McIntosh Client: Southern Company Data: McIntosh LF4 CCR

Sanitas™ v.10.0.22 Software licensed to Groundwater Stats Consulting. UG
Hollow symbols indicate censored values.

Time Series

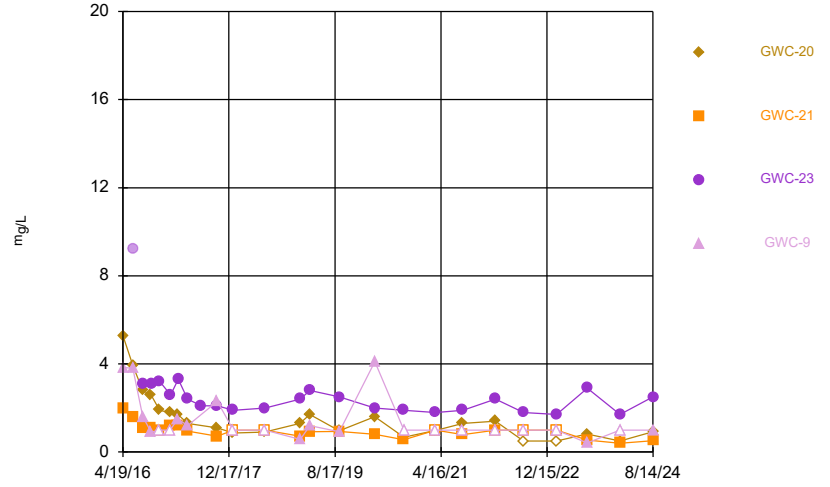

Constituent: Sulfate Analysis Run 9/30/2024 1:19 PM
Plant McIntosh Client: Southern Company Data: McIntosh LF4 CCR

Sanitas™ v.10.0.22 Software licensed to Groundwater Stats Consulting. UG
Hollow symbols indicate censored values.

Time Series

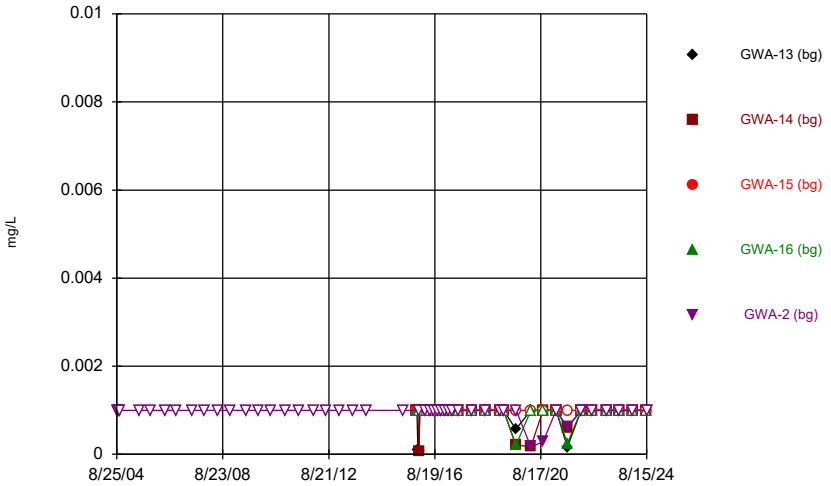

Constituent: Thallium Analysis Run 9/30/2024 1:19 PM
Plant McIntosh Client: Southern Company Data: McIntosh LF4 CCR

Sanitas™ v.10.0.22 Software licensed to Groundwater Stats Consulting. UG
Hollow symbols indicate censored values.

Time Series

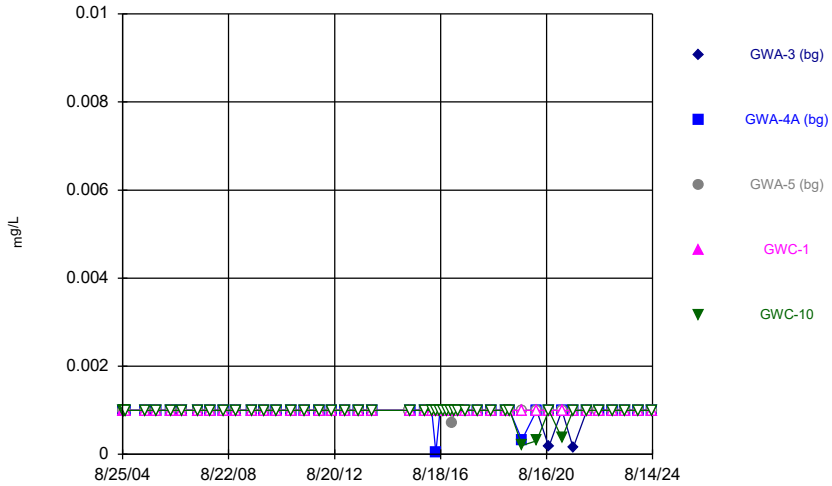

Constituent: Thallium Analysis Run 9/30/2024 1:19 PM
Plant McIntosh Client: Southern Company Data: McIntosh LF4 CCR

Sanitas™ v.10.0.22 Software licensed to Groundwater Stats Consulting. UG
Hollow symbols indicate censored values.

Time Series

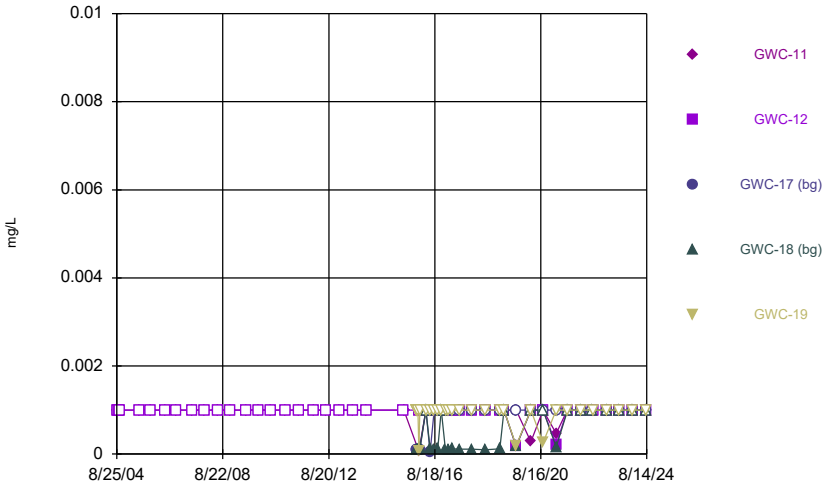

Constituent: Thallium Analysis Run 9/30/2024 1:19 PM
Plant McIntosh Client: Southern Company Data: McIntosh LF4 CCR

Sanitas™ v.10.0.22 Software licensed to Groundwater Stats Consulting. UG
Hollow symbols indicate censored values.

Time Series

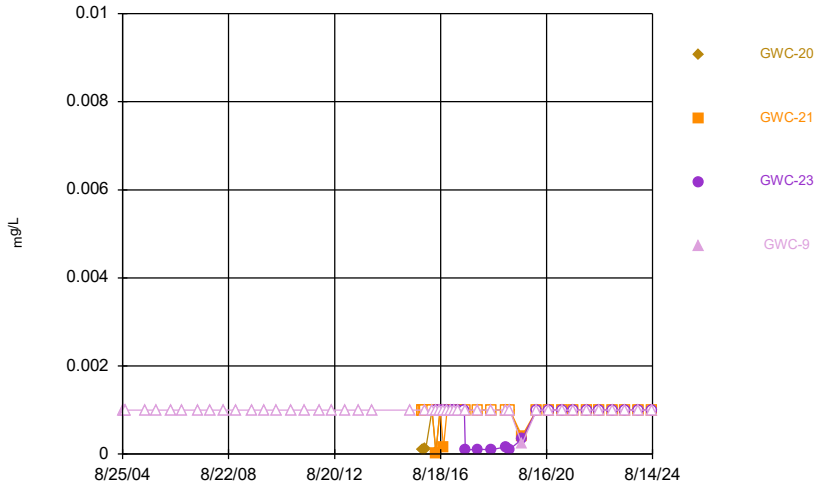

Constituent: Thallium Analysis Run 9/30/2024 1:19 PM
Plant McIntosh Client: Southern Company Data: McIntosh LF4 CCR

Sanitas™ v.10.0.22 Software licensed to Groundwater Stats Consulting. UG
Hollow symbols indicate censored values.

Time Series

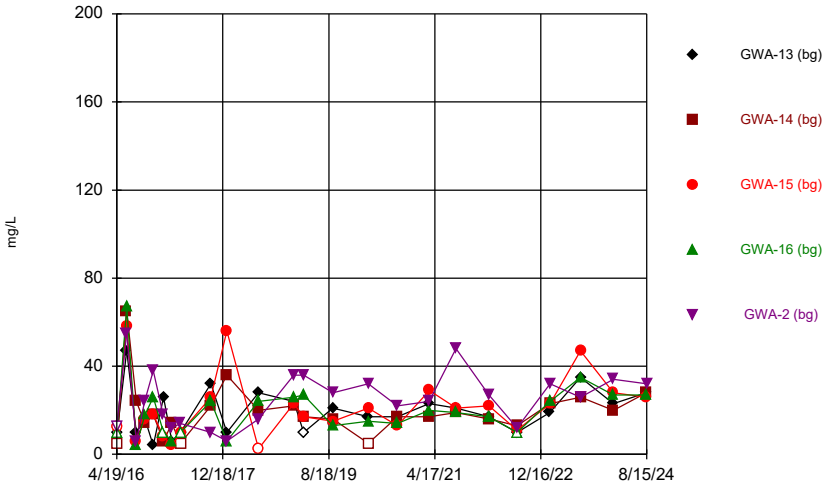

Constituent: Total Dissolved Solids Analysis Run 9/30/2024 1:19 PM
Plant McIntosh Client: Southern Company Data: McIntosh LF4 CCR

Sanitas™ v.10.0.22 Software licensed to Groundwater Stats Consulting. UG
Hollow symbols indicate censored values.

Time Series

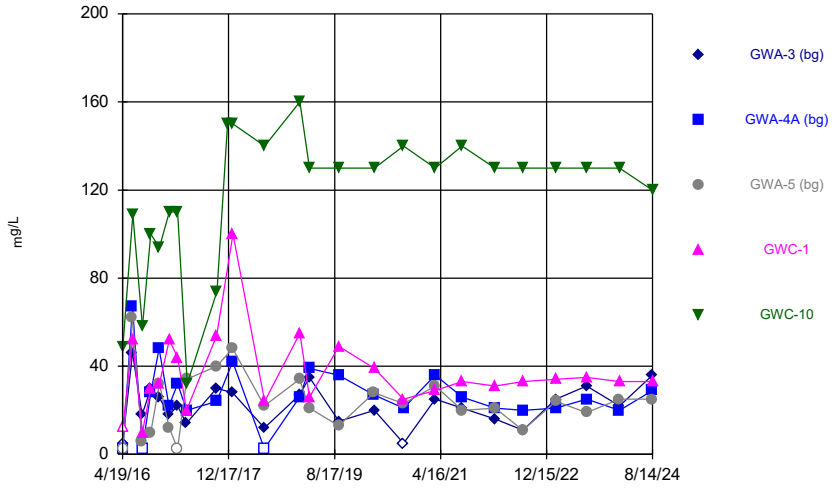

Constituent: Total Dissolved Solids Analysis Run 9/30/2024 1:19 PM
Plant McIntosh Client: Southern Company Data: McIntosh LF4 CCR

Sanitas™ v.10.0.22 Software licensed to Groundwater Stats Consulting. UG
Hollow symbols indicate censored values.

Time Series

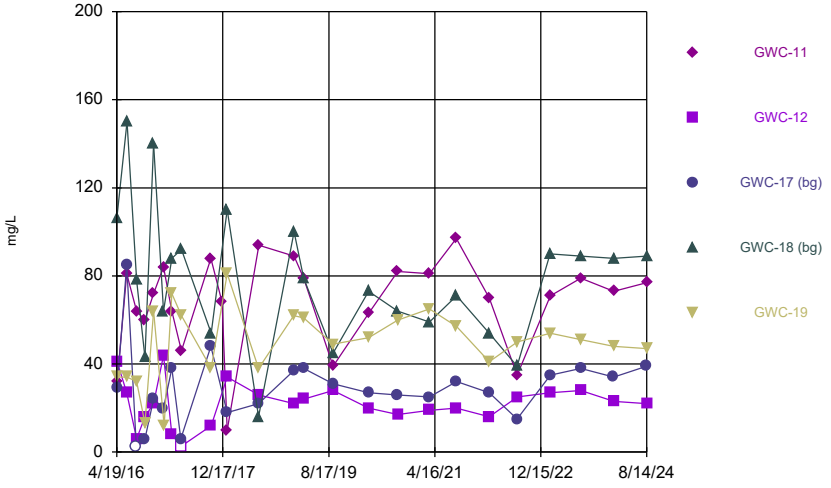

Constituent: Total Dissolved Solids Analysis Run 9/30/2024 1:19 PM
Plant McIntosh Client: Southern Company Data: McIntosh LF4 CCR

Sanitas™ v.10.0.22 Software licensed to Groundwater Stats Consulting. UG
Hollow symbols indicate censored values.

Time Series

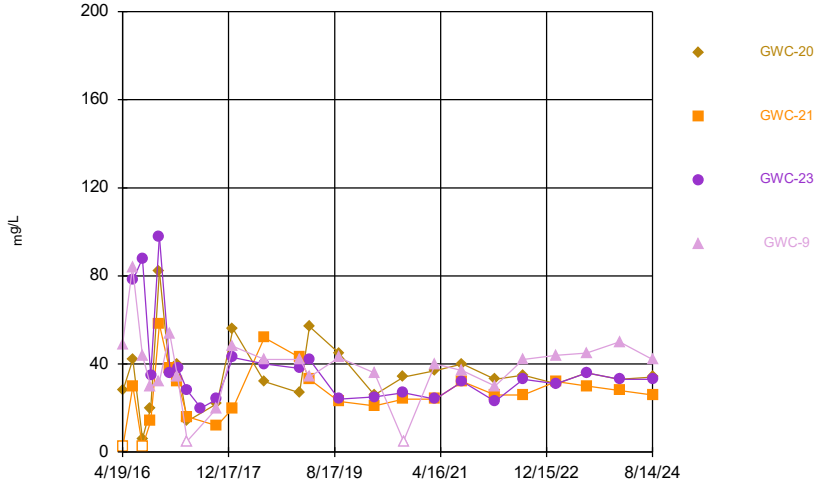

Constituent: Total Dissolved Solids Analysis Run 9/30/2024 1:19 PM
Plant McIntosh Client: Southern Company Data: McIntosh LF4 CCR

Sanitas™ v.10.0.22 Software licensed to Groundwater Stats Consulting. UG
Hollow symbols indicate censored values.

Time Series

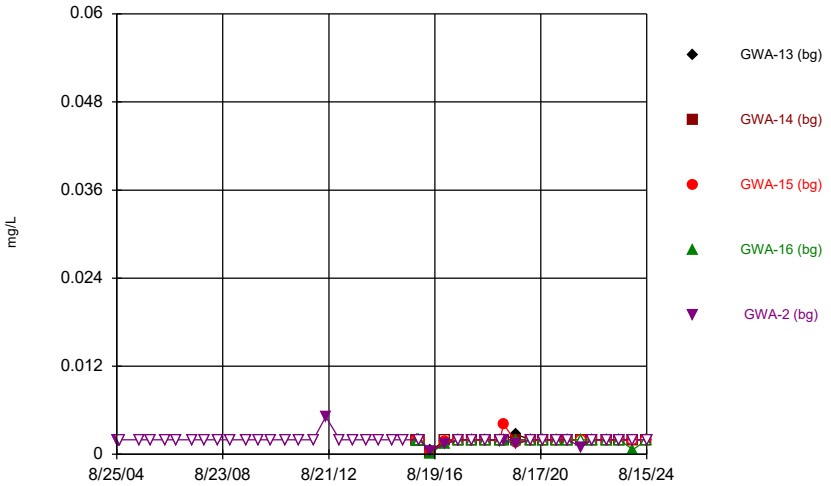

Constituent: Vanadium Analysis Run 9/30/2024 1:19 PM
Plant McIntosh Client: Southern Company Data: McIntosh LF4 CCR

Sanitas™ v.10.0.22 Software licensed to Groundwater Stats Consulting. UG
Hollow symbols indicate censored values.

Time Series

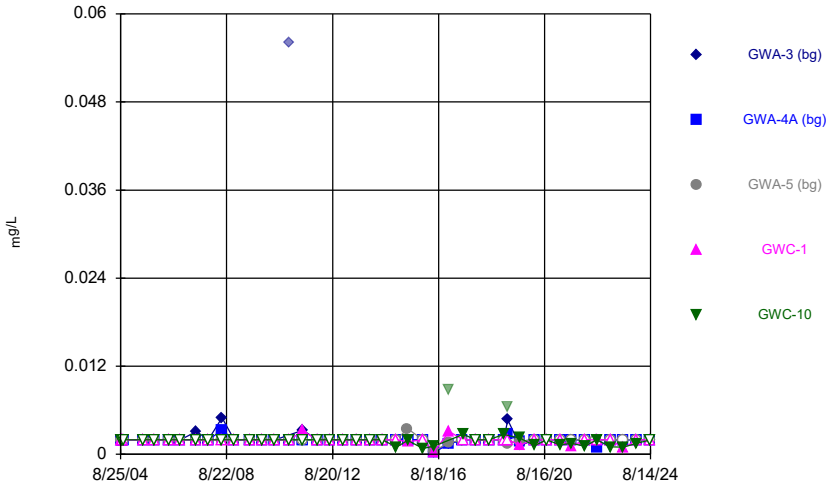

Constituent: Vanadium Analysis Run 9/30/2024 1:19 PM
Plant McIntosh Client: Southern Company Data: McIntosh LF4 CCR

Sanitas™ v.10.0.22 Software licensed to Groundwater Stats Consulting. UG
Hollow symbols indicate censored values.

Time Series

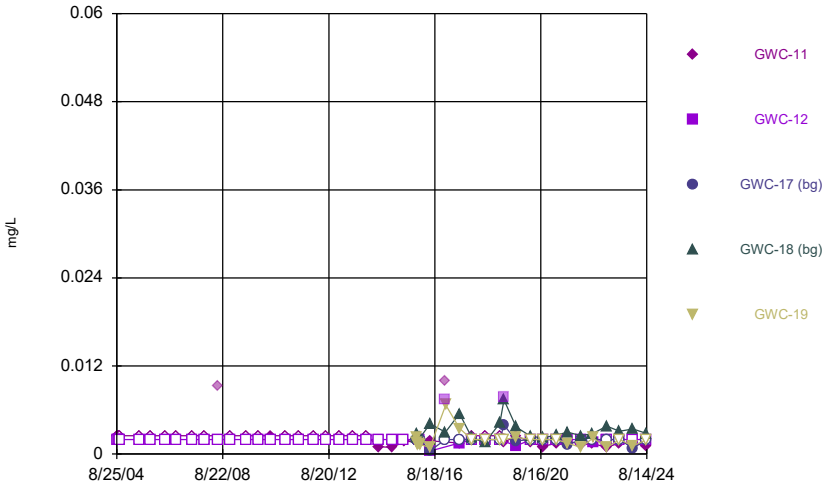

Constituent: Vanadium Analysis Run 9/30/2024 1:19 PM
Plant McIntosh Client: Southern Company Data: McIntosh LF4 CCR

Sanitas™ v.10.0.22 Software licensed to Groundwater Stats Consulting. UG
Hollow symbols indicate censored values.

Time Series

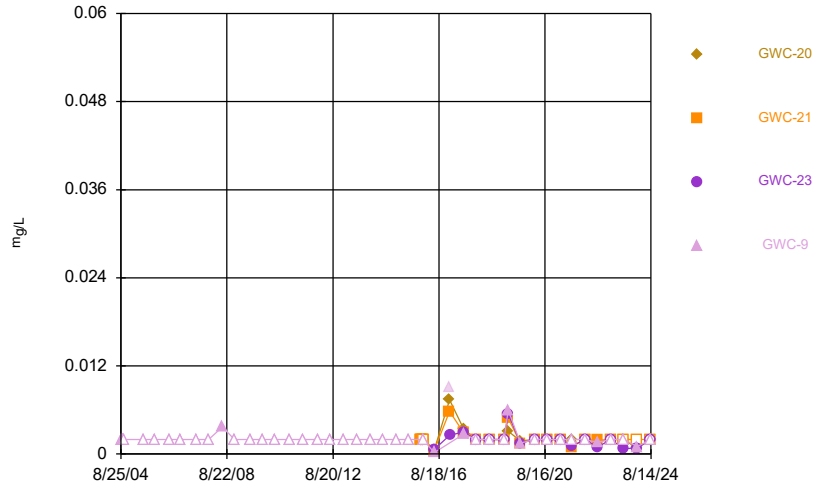

Constituent: Vanadium Analysis Run 9/30/2024 1:19 PM
Plant McIntosh Client: Southern Company Data: McIntosh LF4 CCR

Sanitas™ v.10.0.22 Software licensed to Groundwater Stats Consulting. UG
Hollow symbols indicate censored values.

Time Series

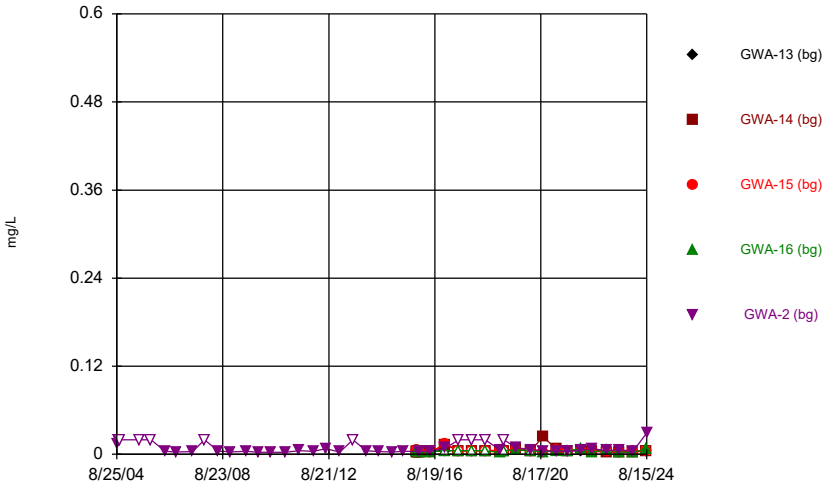

Constituent: Zinc Analysis Run 9/30/2024 1:19 PM
Plant McIntosh Client: Southern Company Data: McIntosh LF4 CCR

Sanitas™ v.10.0.22 Software licensed to Groundwater Stats Consulting. UG
Hollow symbols indicate censored values.

Time Series

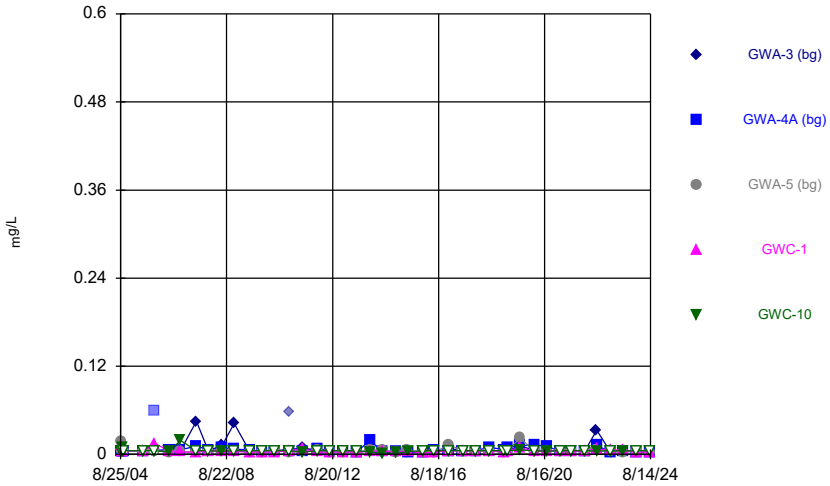

Constituent: Zinc Analysis Run 9/30/2024 1:19 PM
Plant McIntosh Client: Southern Company Data: McIntosh LF4 CCR

Sanitas™ v.10.0.22 Software licensed to Groundwater Stats Consulting. UG
Hollow symbols indicate censored values.

Time Series

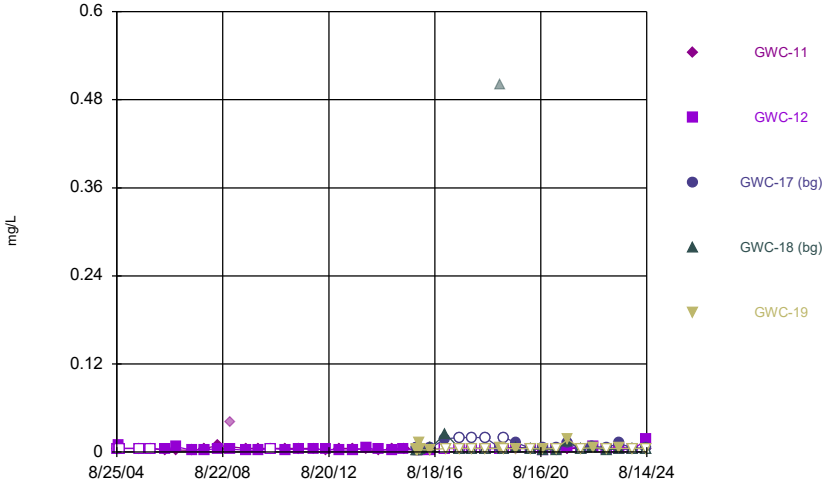

Constituent: Zinc Analysis Run 9/30/2024 1:19 PM
Plant McIntosh Client: Southern Company Data: McIntosh LF4 CCR

Sanitas™ v.10.0.22 Software licensed to Groundwater Stats Consulting. UG
Hollow symbols indicate censored values.

Time Series

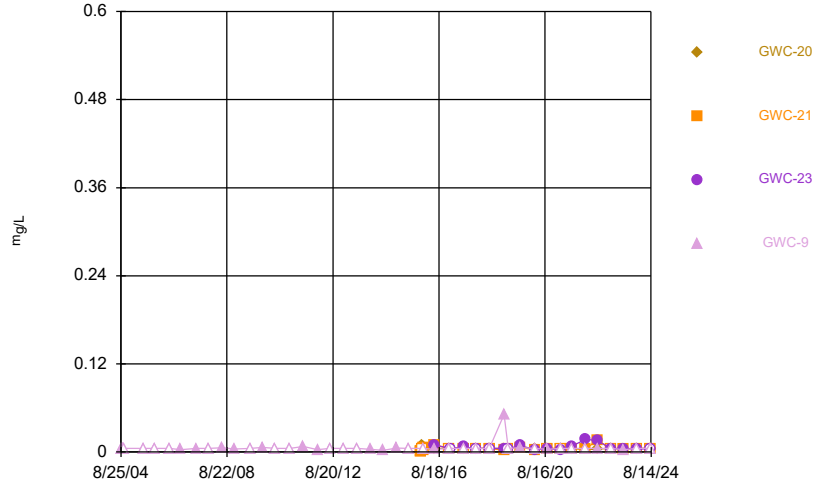

Constituent: Zinc Analysis Run 9/30/2024 1:19 PM
Plant McIntosh Client: Southern Company Data: McIntosh LF4 CCR

Time Series

Constituent: Antimony (mg/L) Analysis Run 9/30/2024 1:20 PM

Plant McIntosh Client: Southern Company Data: McIntosh LF4 CCR

	GWA-13 (bg)	GWA-14 (bg)	GWA-15 (bg)	GWA-16 (bg)	GWA-2 (bg)
8/25/2004					<0.002
9/11/2004					<0.002
9/26/2004					<0.002
10/13/2004					<0.002
7/11/2005					<0.002
12/7/2005					<0.002
6/22/2006					<0.002
11/28/2006					<0.002
7/6/2007					<0.002
12/13/2007					<0.002
6/20/2008					<0.002
12/7/2008					<0.002
7/9/2009					<0.002
12/28/2009					<0.002
6/22/2010					<0.002
1/4/2011					<0.002
7/9/2011					<0.002
1/21/2012					<0.002
7/11/2012					<0.002
1/20/2013					<0.002
7/19/2013					<0.002
1/15/2014					<0.002
7/11/2014					<0.002 (D)
1/16/2015					<0.002
6/20/2015					<0.002
12/7/2015	<0.002	<0.002	<0.002	<0.002	
12/14/2015				<0.002	
12/15/2015	<0.002	<0.002	<0.002		
12/28/2015			<0.002	<0.002	
12/29/2015	<0.002	<0.002			
1/13/2016	<0.002	<0.002	<0.002	<0.002	
1/16/2016					<0.002
1/25/2016	<0.002	<0.002	<0.002	<0.002	
4/19/2016					<0.002
4/20/2016	<0.002	<0.002		<0.002	
4/21/2016			<0.002		
6/14/2016	<0.002	<0.002			<0.002
6/15/2016			<0.002	<0.002	
8/9/2016	<0.002	<0.002	<0.002	<0.002	<0.002
9/26/2016					<0.002
9/27/2016	<0.002	<0.002	<0.002	<0.002	
11/15/2016	<0.002	<0.002	<0.002	<0.002	<0.002
1/10/2017					<0.002
1/11/2017		<0.002	<0.002	<0.002	
1/12/2017	<0.002				
2/28/2017	<0.002	<0.002	<0.002		<0.002
3/1/2017				<0.002	
4/19/2017					<0.002
4/20/2017	<0.002	<0.002	<0.002	<0.002	
7/17/2017					<0.002
7/18/2017	<0.002				
7/19/2017		<0.002	<0.002	<0.002	

ND substitution: RL or RL/2 if <15% NDs.

Time Series

Constituent: Antimony (mg/L) Analysis Run 9/30/2024 1:20 PM

Plant McIntosh Client: Southern Company Data: McIntosh LF4 CCR

	GWA-13 (bg)	GWA-14 (bg)	GWA-15 (bg)	GWA-16 (bg)	GWA-2 (bg)
1/10/2018	<0.002				<0.002
1/11/2018		<0.002	<0.002	<0.002	
7/11/2018	<0.002	<0.002	<0.002	<0.002	<0.002
1/29/2019	<0.002	<0.002	<0.002	<0.002	<0.002
3/26/2019	<0.002	<0.002	<0.002	<0.002	
3/27/2019					<0.002
9/10/2019	0.00052 (J)	<0.002		<0.002	
9/11/2019			<0.002		<0.002
3/31/2020	<0.002				
4/1/2020		<0.002	<0.002	<0.002	0.0004 (J)
9/15/2020	<0.002	0.00039 (J)	<0.002	<0.002	<0.002
3/16/2021	<0.002	<0.002		<0.002	<0.002
3/17/2021			<0.002		
8/17/2021		<0.002		<0.002	<0.002
8/18/2021	<0.002				
8/19/2021			<0.002		
2/22/2022	<0.002	<0.002	<0.002	<0.002	<0.002
8/2/2022	<0.002	<0.002	<0.002	<0.002	<0.002
2/6/2023	<0.002				
2/7/2023		<0.002	<0.002	<0.002	<0.002
8/1/2023	<0.002		<0.002	<0.002	<0.002
8/2/2023		<0.002			
2/6/2024	<0.002	<0.002	<0.002	<0.002	<0.002
8/13/2024	<0.002	<0.002	<0.002	<0.002	
8/15/2024					<0.002

ND substitution: RL or RL/2 if <15% NDs.

Time Series

Constituent: Antimony (mg/L) Analysis Run 9/30/2024 1:20 PM

Plant McIntosh Client: Southern Company Data: McIntosh LF4 CCR

	GWA-3 (bg)	GWA-4A (bg)	GWA-5 (bg)	GWC-1	GWC-10
8/25/2004	<0.002	<0.002	<0.002	<0.002	<0.002
9/11/2004	<0.002	<0.002	<0.002	<0.002	<0.002
9/26/2004	<0.002	<0.002	<0.002	<0.002	<0.002
10/13/2004	<0.002	<0.002	<0.002		<0.002
7/11/2005	<0.002	<0.002	<0.002	<0.002	<0.002
12/7/2005	<0.002	<0.002	<0.002	<0.002	<0.002
6/22/2006	<0.002	<0.002	<0.002	<0.002	<0.002
11/28/2006	<0.002	<0.002	<0.002	<0.002	<0.002
7/6/2007	<0.002	<0.002	<0.002	<0.002	<0.002
12/13/2007	<0.002	<0.002	<0.002	<0.002	<0.002
6/20/2008	<0.002	<0.002	<0.002	<0.002	<0.002
12/7/2008	<0.002	<0.002	<0.002	<0.002	<0.002
7/9/2009	<0.002	<0.002	<0.002	<0.002	
7/10/2009					<0.002
12/28/2009	<0.002			<0.002	
12/29/2009			<0.002		<0.002
12/30/2009		<0.002			
6/22/2010	<0.002	<0.002	<0.002	<0.002	<0.002
1/4/2011		<0.002	<0.002	<0.002	<0.002
1/5/2011	<0.002				
7/9/2011	<0.002		<0.002	<0.002	
7/10/2011		<0.002			<0.002
1/20/2012	<0.002				
1/21/2012		<0.002	<0.002	<0.002	<0.002
7/11/2012	<0.002	<0.002	<0.002	<0.002	<0.002
1/19/2013	<0.002		<0.002		
1/20/2013		<0.002		<0.002	<0.002
7/18/2013	<0.002		<0.002		
7/19/2013		<0.002		<0.002	<0.002
1/15/2014	<0.002		<0.002	<0.002	
1/16/2014		<0.002			<0.002
7/10/2014		<0.002 (D)	<0.002 (D)		<0.002 (D)
7/11/2014	<0.002 (D)			<0.002 (D)	
1/15/2015	<0.002		<0.002		
1/16/2015		<0.002		<0.002	<0.002
6/19/2015	<0.002		<0.002		
6/20/2015		<0.002		<0.002	<0.002
1/14/2016		<0.002	<0.002		
1/16/2016	<0.002			<0.002	<0.002
4/19/2016	<0.002				
4/20/2016		<0.002	<0.002	<0.002	
4/21/2016					<0.002
6/14/2016	<0.002	<0.002	<0.002		
6/15/2016				<0.002	
6/16/2016					<0.002
8/9/2016	<0.002		<0.002		
8/10/2016				<0.002	<0.002
8/11/2016		<0.002			
9/27/2016	<0.002	<0.002	<0.002	<0.002	<0.002
11/14/2016	<0.002	<0.002			
11/15/2016			<0.002	<0.002	<0.002
1/10/2017	<0.002	<0.002			

ND substitution: RL or RL/2 if <15% NDs.

Time Series

Constituent: Antimony (mg/L) Analysis Run 9/30/2024 1:20 PM

Plant McIntosh Client: Southern Company Data: McIntosh LF4 CCR

	GWA-3 (bg)	GWA-4A (bg)	GWA-5 (bg)	GWC-1	GWC-10
1/11/2017			<0.002		
1/12/2017				<0.002	<0.002
1/19/2017			<0.002		
1/23/2017				<0.002	
1/24/2017			<0.002		
2/28/2017	<0.002	<0.002	<0.002		
3/1/2017				<0.002	<0.002
4/19/2017	<0.002				
4/20/2017		<0.002	<0.002	<0.002	
4/24/2017					<0.002
7/18/2017	0.0022 (J)	<0.002	<0.002		
7/19/2017				<0.002	
7/24/2017					<0.002
1/10/2018	<0.002	<0.002	<0.002		
1/11/2018				<0.002	<0.002
7/11/2018	<0.002	<0.002	<0.002		
7/12/2018				<0.002	<0.002
1/29/2019	<0.002	<0.002	<0.002		
1/30/2019				<0.002	<0.002
3/26/2019		<0.002	<0.002		
3/27/2019	<0.002			<0.002	<0.002
9/10/2019		<0.002	<0.002		
9/11/2019	0.00081 (J)			<0.002	<0.002
3/31/2020		<0.002	<0.002		
4/1/2020	<0.002			<0.002	<0.002
9/15/2020	<0.002		<0.002	<0.002	<0.002
9/16/2020		<0.002			
3/16/2021	<0.002			<0.002	<0.002
3/17/2021		<0.002	<0.002		
8/17/2021	<0.002				
8/18/2021				<0.002	<0.002
8/19/2021		<0.002	<0.002		
2/22/2022	<0.002		<0.002		
2/23/2022		<0.002		<0.002	<0.002
8/2/2022	<0.002		<0.002		
8/3/2022		<0.002		0.00057 (J)	<0.002
2/7/2023	<0.002	<0.002	<0.002	<0.002	
2/8/2023					<0.002
8/1/2023		<0.002	<0.002		
8/2/2023	<0.002			<0.002	<0.002
2/6/2024	<0.002	<0.002	<0.002		
2/7/2024				<0.002	<0.002
8/13/2024	<0.002	<0.002	<0.002		
8/14/2024				<0.002	<0.002

ND substitution: RL or RL/2 if <15% NDs.

Time Series

Constituent: Antimony (mg/L) Analysis Run 9/30/2024 1:20 PM

Plant McIntosh Client: Southern Company Data: McIntosh LF4 CCR

	GWC-11	GWC-12	GWC-17 (bg)	GWC-18 (bg)	GWC-19
8/25/2004	<0.002	<0.002			
9/11/2004	<0.002	<0.002			
9/26/2004	<0.002	<0.002			
10/13/2004	<0.002	<0.002			
7/11/2005	<0.002	<0.002			
12/7/2005	<0.002	<0.002			
6/22/2006	<0.002	<0.002			
11/28/2006	<0.002	<0.002			
7/6/2007	<0.002	<0.002			
12/13/2007	<0.002	<0.002			
6/20/2008	<0.002	<0.002			
12/7/2008	<0.002	<0.002			
7/10/2009	<0.002	<0.002			
12/28/2009		<0.002			
12/29/2009	<0.002				
6/22/2010	<0.002	<0.002			
1/4/2011		<0.002			
1/5/2011	<0.002				
7/9/2011	<0.002	<0.002			
1/20/2012		<0.002			
1/21/2012	<0.002				
7/11/2012	<0.002	<0.002			
1/19/2013	<0.002	<0.002			
7/18/2013		<0.002			
7/19/2013	<0.002				
1/15/2014	<0.002	<0.002			
7/11/2014	<0.002 (D)	<0.002 (D)			
1/15/2015		<0.002			
1/16/2015	<0.002				
6/19/2015		<0.002			
6/20/2015	<0.002				
12/8/2015			<0.002	<0.002	<0.002
12/14/2015			<0.002	<0.002	
12/15/2015					<0.002
12/28/2015			<0.002	<0.002	<0.002
1/13/2016			<0.002		
1/14/2016	<0.002			<0.002	<0.002
1/16/2016		<0.002			
1/26/2016			<0.002	<0.002	<0.002
4/19/2016				<0.002	<0.002
4/20/2016	<0.002	<0.002	<0.002		
6/15/2016	<0.002	<0.002	<0.002		
6/16/2016				0.00022 (J)	<0.002
8/9/2016			<0.002		
8/10/2016	<0.002	<0.002			<0.002
8/11/2016				<0.002	
9/27/2016	<0.002	<0.002	<0.002		
9/28/2016				<0.002	<0.002
11/15/2016	<0.002	<0.002	<0.002		<0.002
11/16/2016				<0.002	
1/11/2017			<0.002	<0.002	
1/12/2017	<0.002	<0.002			

ND substitution: RL or RL/2 if <15% NDs.

Time Series

Constituent: Antimony (mg/L) Analysis Run 9/30/2024 1:20 PM

Plant McIntosh Client: Southern Company Data: McIntosh LF4 CCR

	GWC-11	GWC-12	GWC-17 (bg)	GWC-18 (bg)	GWC-19
1/16/2017					<0.002
3/1/2017	<0.002	<0.002	<0.002	<0.002	<0.002
4/20/2017		<0.002	<0.002		
4/24/2017	<0.002				
4/25/2017				<0.002	<0.002
7/19/2017			<0.002		
7/20/2017		<0.002			
7/24/2017	<0.002				
7/25/2017				<0.002	<0.002
1/11/2018	<0.002	<0.002	<0.002		
1/12/2018				<0.002	<0.002
7/11/2018			<0.002	<0.002	<0.002
7/12/2018	<0.002	<0.002			
1/29/2019			<0.002		<0.002
1/30/2019	<0.002	<0.002		<0.002	
3/27/2019	<0.002	<0.002	<0.002	<0.002	<0.002
9/11/2019	<0.002	<0.002	<0.002	<0.002	<0.002
4/1/2020		<0.002	<0.002	<0.002	<0.002
4/2/2020	<0.002				
9/15/2020	<0.002		<0.002	<0.002	
9/16/2020		<0.002			<0.002
3/16/2021		<0.002	<0.002		<0.002
3/17/2021	<0.002			<0.002	
8/18/2021	<0.002	<0.002			
8/19/2021			<0.002	<0.002	<0.002
2/22/2022			<0.002		
2/23/2022	<0.002	<0.002		<0.002	<0.002
8/2/2022	<0.002		<0.002	<0.002	
8/3/2022		<0.002			<0.002
2/7/2023		<0.002		<0.002	
2/8/2023	<0.002		<0.002		<0.002
8/2/2023	<0.002	<0.002	<0.002	<0.002	<0.002
2/6/2024			<0.002		
2/7/2024	<0.002			<0.002	<0.002
2/8/2024		<0.002			
8/13/2024			<0.002		
8/14/2024	<0.002	<0.002		<0.002	<0.002

ND substitution: RL or RL/2 if <15% NDs.

Time Series

Constituent: Antimony (mg/L) Analysis Run 9/30/2024 1:20 PM

Plant McIntosh Client: Southern Company Data: McIntosh LF4 CCR

	GWC-20	GWC-21	GWC-23	GWC-9
8/25/2004				<0.002
9/11/2004				<0.002
9/26/2004				<0.002
10/13/2004				<0.002
7/11/2005				<0.002
12/7/2005				<0.002
6/22/2006				<0.002
11/28/2006				<0.002
7/6/2007				<0.002
12/13/2007				<0.002
6/20/2008				<0.002
12/7/2008				<0.002
7/9/2009				<0.002
12/29/2009				<0.002
6/22/2010				<0.002
1/5/2011				<0.002
7/9/2011				<0.002
1/21/2012				<0.002
7/11/2012				<0.002
1/19/2013				<0.002
7/18/2013				<0.002
1/15/2014				<0.002
7/10/2014				<0.002 (D)
1/16/2015				<0.002
6/20/2015				<0.002
12/9/2015	<0.002	<0.002		
12/14/2015	<0.002	<0.002		
12/29/2015	<0.002	<0.002		
1/14/2016	<0.002	<0.002		<0.002
1/25/2016	<0.002	<0.002		
4/19/2016				<0.002
4/21/2016	<0.002	<0.002		
6/15/2016				<0.002
6/16/2016	<0.002	<0.002	<0.002	
8/10/2016	<0.002	<0.002	<0.002	<0.002
9/27/2016	<0.002	<0.002		<0.002
9/28/2016			<0.002	
11/15/2016	<0.002	<0.002		<0.002
11/16/2016			<0.002	
1/12/2017		<0.002		
1/13/2017	<0.002			<0.002
1/17/2017			<0.002	
3/1/2017	<0.002	<0.002		<0.002
3/2/2017			<0.002	
4/24/2017		<0.002		<0.002
4/25/2017	<0.002		<0.002	
7/13/2017			<0.002	
7/24/2017				<0.002
7/25/2017	<0.002	<0.002	<0.002	
1/11/2018		<0.002		
1/12/2018	<0.002		<0.002	<0.002
7/11/2018	<0.002	<0.002		

ND substitution: RL or RL/2 if <15% NDs.

Time Series

Constituent: Antimony (mg/L) Analysis Run 9/30/2024 1:20 PM

Plant McIntosh Client: Southern Company Data: McIntosh LF4 CCR

	GWC-20	GWC-21	GWC-23	GWC-9
7/12/2018			<0.002	<0.002
1/29/2019	<0.002			
1/30/2019		<0.002	<0.002	<0.002
3/27/2019	<0.002	<0.002	<0.002	<0.002
9/11/2019	<0.002	<0.002	<0.002	<0.002
4/1/2020	<0.002	<0.002	<0.002	<0.002
9/15/2020	<0.002	<0.002	<0.002	
9/16/2020				<0.002
3/16/2021	<0.002			
3/17/2021		<0.002	<0.002	<0.002
8/19/2021	<0.002	<0.002	<0.002	<0.002
2/22/2022	<0.002			
2/23/2022		<0.002	<0.002	<0.002
8/3/2022	<0.002			<0.002
8/4/2022		<0.002	<0.002	
2/8/2023	<0.002	<0.002	<0.002	<0.002
8/2/2023	<0.002			<0.002
8/3/2023		<0.002	<0.002	
2/7/2024	<0.002	<0.002	<0.002	<0.002
8/14/2024	<0.002	<0.002	<0.002	<0.002

ND substitution: RL or RL/2 if <15% NDs.

Time Series

Constituent: Arsenic (mg/L) Analysis Run 9/30/2024 1:20 PM

Plant McIntosh Client: Southern Company Data: McIntosh LF4 CCR

	GWA-13 (bg)	GWA-14 (bg)	GWA-15 (bg)	GWA-16 (bg)	GWA-2 (bg)
8/25/2004					<0.001
9/11/2004					<0.001
9/26/2004					<0.001
10/13/2004					<0.001
7/11/2005					<0.001
12/7/2005					<0.001
6/22/2006					<0.001
11/28/2006					<0.001
7/6/2007					<0.001
12/13/2007					<0.001
6/20/2008					<0.001
12/7/2008					<0.001
7/9/2009					<0.001
12/28/2009					<0.001
6/22/2010					<0.001
1/4/2011					<0.001
7/9/2011					<0.001
1/21/2012					<0.001
7/11/2012					<0.001
1/20/2013					<0.001
7/19/2013					<0.001
1/15/2014					<0.001
7/11/2014					<0.001
1/16/2015					<0.001
6/20/2015					<0.001
12/7/2015	<0.001	<0.001	<0.001	<0.001	
12/14/2015				<0.001	
12/15/2015	<0.001	<0.001	<0.001		
12/28/2015			<0.001	<0.001	
12/29/2015	<0.001	<0.001			
1/13/2016	<0.001	<0.001	<0.001	<0.001	
1/16/2016					<0.001
1/25/2016	<0.001	<0.001	<0.001	<0.001	
4/19/2016					<0.001
4/20/2016	<0.001	<0.001		<0.001	
4/21/2016			<0.001		
6/14/2016	<0.001	<0.001			<0.001
6/15/2016			<0.001	<0.001	
8/9/2016	<0.001	<0.001	<0.001	<0.001	<0.001
9/26/2016					<0.001
9/27/2016	<0.001	<0.001	<0.001	<0.001	
11/15/2016	<0.001	<0.001	<0.001	<0.001	<0.001
1/10/2017					<0.001
1/11/2017		<0.001	<0.001	<0.001	
1/12/2017	<0.001				
2/28/2017	<0.001	<0.001	<0.001		<0.001
3/1/2017				<0.001	
4/19/2017					<0.001
4/20/2017	<0.001	<0.001	<0.001	<0.001	
7/17/2017					<0.001
7/18/2017	<0.001				
7/19/2017		<0.001	0.00056 (J)	<0.001	

ND substitution: RL or RL/2 if <15% NDs.

Time Series

Constituent: Arsenic (mg/L) Analysis Run 9/30/2024 1:20 PM

Plant McIntosh Client: Southern Company Data: McIntosh LF4 CCR

	GWA-13 (bg)	GWA-14 (bg)	GWA-15 (bg)	GWA-16 (bg)	GWA-2 (bg)
1/10/2018	<0.001				<0.001
1/11/2018		<0.001	<0.001	<0.001	
7/11/2018	<0.001	<0.001	<0.001	<0.001	<0.001
1/29/2019	<0.001	<0.001	<0.001	<0.001	<0.001
3/26/2019	<0.001	<0.001	0.00075	<0.001	
3/27/2019					<0.001
9/10/2019	0.00076 (J)	0.00043 (J)		0.00036 (J)	
9/11/2019			0.00033 (J)		<0.001
3/31/2020	<0.001				
4/1/2020		<0.001	<0.001	<0.001	<0.001
9/15/2020	<0.001	<0.001	<0.001	<0.001	<0.001
3/16/2021	<0.001	<0.001		<0.001	<0.001
3/17/2021			<0.001		
8/17/2021		<0.001		<0.001	<0.001
8/18/2021	<0.001				
8/19/2021			<0.001		
2/22/2022	<0.001	<0.001	<0.001	<0.001	<0.001
8/2/2022	<0.001	<0.001	<0.001	<0.001	<0.001
2/6/2023	<0.001				
2/7/2023		<0.001	<0.001	<0.001	<0.001
8/1/2023	<0.001		<0.001	<0.001	<0.001
8/2/2023		<0.001			
2/6/2024	<0.001	<0.001	<0.001	<0.001	<0.001
8/13/2024	<0.001	<0.001	<0.001	<0.001	
8/15/2024					<0.001

Time Series

Constituent: Arsenic (mg/L) Analysis Run 9/30/2024 1:20 PM

Plant McIntosh Client: Southern Company Data: McIntosh LF4 CCR

	GWA-3 (bg)	GWA-4A (bg)	GWA-5 (bg)	GWC-1	GWC-10
8/25/2004	<0.001	<0.001	<0.001	<0.001	<0.001
9/11/2004	<0.001	<0.001	<0.001	<0.001	<0.001
9/26/2004	<0.001	<0.001	<0.001	<0.001	<0.001
10/13/2004	<0.001	<0.001	<0.001		<0.001
7/11/2005	<0.001	<0.001	<0.001	<0.001	<0.001
12/7/2005	<0.001	<0.001	<0.001	<0.001	<0.001
6/22/2006	<0.001	<0.001	<0.001	<0.001	<0.001
11/28/2006	<0.001	<0.001	<0.001	<0.001	<0.001
7/6/2007	<0.001	<0.001	<0.001	<0.001	<0.001
12/13/2007	<0.001	<0.001	<0.001	<0.001	<0.001
6/20/2008	<0.001	<0.001	<0.001	<0.001	<0.001
12/7/2008	<0.001	<0.001	<0.001	<0.001	<0.001
7/9/2009	<0.001	<0.001	<0.001	<0.001	
7/10/2009					<0.001
12/28/2009	<0.001			<0.001	
12/29/2009			<0.001		<0.001
12/30/2009		<0.001			
6/22/2010	<0.001	<0.001	<0.001	<0.001	<0.001
1/4/2011		<0.001	<0.001	<0.001	<0.001
1/5/2011	0.0089 (o)				
7/9/2011	<0.001		<0.001	<0.001	
7/10/2011		<0.001			<0.001
1/20/2012	<0.001				
1/21/2012		<0.001	<0.001	<0.001	<0.001
7/11/2012	<0.001	<0.001	<0.001	<0.001	<0.001
1/19/2013	<0.001		<0.001		
1/20/2013		<0.001		<0.001	<0.001
7/18/2013	<0.001		<0.001		
7/19/2013		<0.001		<0.001	<0.001
1/15/2014	<0.001		<0.001	<0.001	
1/16/2014		<0.001			<0.001
7/10/2014		<0.001	<0.001		<0.001
7/11/2014	<0.001			<0.001	
1/15/2015	<0.001		<0.001		
1/16/2015		<0.001		<0.001	<0.001
6/19/2015	<0.001		<0.001		
6/20/2015		<0.001		<0.001	<0.001
1/14/2016		<0.001	<0.001		
1/16/2016	<0.001			<0.001	<0.001
4/19/2016	<0.001				
4/20/2016		<0.001	<0.001	<0.001	
4/21/2016					<0.001
6/14/2016	<0.001	0.00016 (J)	5E-05 (J)		
6/15/2016				<0.001	
6/16/2016					0.0004 (J)
8/9/2016	<0.001		<0.001		
8/10/2016				<0.001	<0.001
8/11/2016		0.00096 (J)			
9/27/2016	<0.001	0.0026	<0.001	<0.001	<0.001
11/14/2016	<0.001	0.0017			
11/15/2016			<0.001	<0.001	<0.001
1/10/2017	<0.001	0.0021			

ND substitution: RL or RL/2 if <15% NDs.

Time Series

Constituent: Arsenic (mg/L) Analysis Run 9/30/2024 1:20 PM

Plant McIntosh Client: Southern Company Data: McIntosh LF4 CCR

	GWA-3 (bg)	GWA-4A (bg)	GWA-5 (bg)	GWC-1	GWC-10
1/11/2017			<0.001		
1/12/2017				<0.001	0.00077 (J)
1/19/2017			<0.001		
1/23/2017				<0.001	
1/24/2017			0.0027		
2/28/2017	0.00061 (J)	0.0027	<0.001		
3/1/2017				<0.001	<0.001
4/19/2017	0.00069 (J)				
4/20/2017		0.0014	<0.001	<0.001	
4/24/2017					<0.001
7/18/2017	<0.001	0.0012 (J)	<0.001		
7/19/2017				<0.001	
7/24/2017					<0.001
1/10/2018	<0.001	0.00068 (J)	<0.001		
1/11/2018				<0.001	0.00046 (J)
7/11/2018	<0.001	<0.001	<0.001		
7/12/2018				<0.001	<0.001
1/29/2019	<0.001	<0.001	<0.001		
1/30/2019				<0.001	<0.001
3/26/2019		0.0005	<0.001		
3/27/2019	0.0011			<0.001	0.0013
9/10/2019		0.00051 (J)	0.00035 (J)		
9/11/2019	<0.001			<0.001	0.00082 (J)
3/31/2020		<0.001	<0.001		
4/1/2020	<0.001			<0.001	0.00055 (J)
9/15/2020	<0.001		<0.001	<0.001	0.00041 (J)
9/16/2020		<0.001			
3/16/2021	<0.001			<0.001	0.00069 (J)
3/17/2021		<0.001	<0.001		
8/17/2021	<0.001				
8/18/2021				0.0004 (J)	0.00045 (J)
8/19/2021		<0.001	<0.001		
2/22/2022	<0.001		<0.001		
2/23/2022		0.00035 (J)		<0.001	0.00048 (J)
8/2/2022	<0.001		<0.001		
8/3/2022		<0.001		<0.001	0.00052 (J)
2/7/2023	<0.001	<0.001	<0.001	<0.001	
2/8/2023					<0.001
8/1/2023		<0.001	<0.001		
8/2/2023	<0.001			<0.001	<0.001
2/6/2024	<0.001	<0.001	<0.001		
2/7/2024				<0.001	0.0013
8/13/2024	<0.001	<0.001	<0.001		
8/14/2024				<0.001	0.00099 (J)

Time Series

Constituent: Arsenic (mg/L) Analysis Run 9/30/2024 1:20 PM

Plant McIntosh Client: Southern Company Data: McIntosh LF4 CCR

	GWC-11	GWC-12	GWC-17 (bg)	GWC-18 (bg)	GWC-19
8/25/2004	<0.005	<0.001			
9/11/2004	<0.005	<0.001			
9/26/2004	<0.005	<0.001			
10/13/2004	<0.005	<0.001			
7/11/2005	<0.005	<0.001			
12/7/2005	<0.005	<0.001			
6/22/2006	<0.005	<0.001			
11/28/2006	<0.005	<0.001			
7/6/2007	<0.005	<0.001			
12/13/2007	<0.005	<0.001			
6/20/2008	<0.005	<0.001			
12/7/2008	<0.005	<0.001			
7/10/2009	<0.005	<0.001			
12/28/2009		<0.001			
12/29/2009	<0.005				
6/22/2010	<0.005	<0.001			
1/4/2011		<0.001			
1/5/2011	<0.005				
7/9/2011	<0.005	<0.001			
1/20/2012		<0.001			
1/21/2012	<0.005				
7/11/2012	<0.005	<0.001			
1/19/2013	<0.005	<0.001			
7/18/2013		<0.001			
7/19/2013	<0.005				
1/15/2014	<0.005	<0.001			
7/11/2014	<0.005	<0.001			
1/15/2015		<0.001			
1/16/2015	<0.005				
6/19/2015		<0.001			
6/20/2015	<0.005				
12/8/2015			<0.001	<0.0013	<0.001
12/14/2015			<0.001	<0.0013	
12/15/2015					<0.001
12/28/2015			<0.001	<0.0013	<0.001
1/13/2016			<0.001		
1/14/2016	<0.005			<0.0013	<0.001
1/16/2016		<0.001			
1/26/2016			<0.001	<0.0013	<0.001
4/19/2016				0.00112 (J)	<0.001
4/20/2016	0.00117 (J)	<0.001	<0.001		
6/15/2016	0.0013 (J)	<0.001	0.00015 (J)		
6/16/2016				0.0011 (J)	0.00026 (J)
8/9/2016			<0.001		
8/10/2016	0.0013	<0.001			<0.001
8/11/2016				0.001 (J)	
9/27/2016	0.0011 (J)	<0.001	<0.001		
9/28/2016				0.00062 (J)	<0.001
11/15/2016	0.001 (J)	<0.001	<0.001		<0.001
11/16/2016				0.00046 (J)	
1/11/2017			<0.001	0.00093 (J)	
1/12/2017	0.0016	0.00062 (J)			

ND substitution: RL or RL/2 if <15% NDs.

Time Series

Constituent: Arsenic (mg/L) Analysis Run 9/30/2024 1:20 PM

Plant McIntosh Client: Southern Company Data: McIntosh LF4 CCR

	GWC-11	GWC-12	GWC-17 (bg)	GWC-18 (bg)	GWC-19
1/16/2017					0.00067 (J)
3/1/2017	0.00092 (J)	<0.001	<0.001	0.0006 (J)	<0.001
4/20/2017		<0.001	<0.001		
4/24/2017	0.0011 (J)				
4/25/2017				0.0011 (J)	<0.001
7/19/2017			0.00047 (J)		
7/20/2017		0.00053 (J)			
7/24/2017	0.00086 (J)				
7/25/2017				0.001 (J)	<0.001
1/11/2018	0.0012 (J)	<0.001	<0.001		
1/12/2018				0.00095 (J)	<0.001
7/11/2018			<0.001	0.0007 (J)	<0.001
7/12/2018	0.001 (J)	<0.001			
1/29/2019			<0.001		<0.001
1/30/2019	0.0015 (J)	<0.001		<0.0013	
3/27/2019	0.0013	0.0011	0.00097	0.0019	<0.001
9/11/2019	0.0017	0.00032 (J)	0.00038 (J)	0.0012	0.00057 (J)
4/1/2020		<0.001	<0.001	0.00067	<0.001
4/2/2020	0.0014				
9/15/2020	0.0011		<0.001	0.00076 (J)	
9/16/2020		<0.001			<0.001
3/16/2021		<0.001	<0.001		<0.001
3/17/2021	0.0014			0.00072 (J)	
8/18/2021	0.0013	<0.001			
8/19/2021			<0.001	0.00059 (J)	<0.001
2/22/2022			<0.001		
2/23/2022	0.0013	<0.001		0.00098 (J)	0.00028 (J)
8/2/2022	0.0013		<0.001	0.0009 (J)	
8/3/2022		<0.001			<0.001
2/7/2023		<0.001		0.0011	
2/8/2023	0.0017		<0.001		<0.001
8/2/2023	0.0014	<0.001	<0.001	0.001	<0.001
2/6/2024			<0.001		
2/7/2024	0.002			0.0018	0.00092 (J)
2/8/2024		<0.001			
8/13/2024			<0.001		
8/14/2024	0.0018	<0.001		0.0014	<0.001

ND substitution: RL or RL/2 if <15% NDs.

Time Series

Constituent: Arsenic (mg/L) Analysis Run 9/30/2024 1:20 PM

Plant McIntosh Client: Southern Company Data: McIntosh LF4 CCR

	GWC-20	GWC-21	GWC-23	GWC-9
8/25/2004				<0.001
9/11/2004				<0.001
9/26/2004				<0.001
10/13/2004				<0.001
7/11/2005				<0.001
12/7/2005				<0.001
6/22/2006				<0.001
11/28/2006				<0.001
7/6/2007				<0.001
12/13/2007				<0.001
6/20/2008				<0.001
12/7/2008				<0.001
7/9/2009				<0.001
12/29/2009				<0.001
6/22/2010				<0.001
1/5/2011				<0.001
7/9/2011				<0.001
1/21/2012				<0.001
7/11/2012				<0.001
1/19/2013				<0.001
7/18/2013				<0.001
1/15/2014				<0.001
7/10/2014				<0.001
1/16/2015				<0.001
6/20/2015				<0.001
12/9/2015	<0.001	<0.001		
12/14/2015	<0.001	<0.001		
12/29/2015	<0.001	0.0022 (J)		
1/14/2016	<0.001	0.002 (J)		<0.001
1/25/2016	<0.001	<0.001		
4/19/2016				<0.001
4/21/2016	<0.001	<0.001		
6/15/2016				<0.001
6/16/2016	0.00014 (J)	0.00046 (J)	0.00043 (J)	
8/10/2016	<0.001	<0.001	0.0021	<0.001
9/27/2016	<0.001	0.00084 (J)		<0.001
9/28/2016			0.0011 (J)	
11/15/2016	<0.001	<0.001		<0.001
11/16/2016			0.0011 (J)	
1/12/2017		<0.001		
1/13/2017	<0.001			0.00055 (J)
1/17/2017			0.00064 (J)	
3/1/2017	<0.001	<0.001		<0.001
3/2/2017			<0.001	
4/24/2017		<0.001		<0.001
4/25/2017	0.00046 (J)		0.0007 (J)	
7/13/2017			<0.001	
7/24/2017				<0.001
7/25/2017	<0.001	<0.001	<0.001	
1/11/2018		<0.001		
1/12/2018	<0.001		<0.001	<0.001
7/11/2018	<0.001	<0.001		

ND substitution: RL or RL/2 if <15% NDs.

Time Series

Constituent: Arsenic (mg/L) Analysis Run 9/30/2024 1:20 PM

Plant McIntosh Client: Southern Company Data: McIntosh LF4 CCR

	GWC-20	GWC-21	GWC-23	GWC-9
7/12/2018			<0.001	<0.001
1/29/2019	<0.001			
1/30/2019		<0.001	<0.001	<0.001
3/27/2019	<0.001	0.00074	0.00079	0.00073
9/11/2019	0.00066 (J)	0.00064 (J)	0.00051 (J)	0.00044 (J)
4/1/2020	<0.001	<0.001	<0.001	<0.001
9/15/2020	<0.001	<0.001	<0.001	
9/16/2020				<0.001
3/16/2021	<0.001			
3/17/2021		<0.001	<0.001	<0.001
8/19/2021	<0.001	<0.001	<0.001	<0.001
2/22/2022	<0.001			
2/23/2022		<0.001	<0.001	<0.001
8/3/2022	<0.001			<0.001
8/4/2022		<0.001	0.00053 (J)	
2/8/2023	<0.001	<0.001	<0.001	<0.001
8/2/2023	<0.001			<0.001
8/3/2023		<0.001	<0.001	
2/7/2024	<0.001	<0.001	<0.001	0.00095 (J)
8/14/2024	<0.001	<0.001	<0.001	<0.001

ND substitution: RL or RL/2 if <15% NDs.

Time Series

Constituent: Barium (mg/L) Analysis Run 9/30/2024 1:20 PM

Plant McIntosh Client: Southern Company Data: McIntosh LF4 CCR

	GWA-13 (bg)	GWA-14 (bg)	GWA-15 (bg)	GWA-16 (bg)	GWA-2 (bg)
8/25/2004					0.018
9/11/2004					0.019
9/26/2004					0.02
10/13/2004					0.017
7/11/2005					0.012
12/7/2005					0.014
6/22/2006					0.018
11/28/2006					0.015
7/6/2007					0.014
12/13/2007					0.014
6/20/2008					0.018
12/7/2008					0.013
7/9/2009					0.019
12/28/2009					0.012
6/22/2010					0.02
1/4/2011					0.02
7/9/2011					0.028
1/21/2012					0.026
7/11/2012					0.038
1/20/2013					0.025
7/19/2013					0.018
1/15/2014					0.026
7/11/2014					0.029
1/16/2015					0.021
6/20/2015					0.031
12/7/2015	0.015	0.018	0.027	0.027	
12/14/2015				0.028	
12/15/2015	0.015	0.017	0.028		
12/28/2015			0.026	0.029	
12/29/2015	0.016	0.018			
1/13/2016	0.017	0.018	0.026	0.028	
1/16/2016					0.031
1/25/2016	0.017	0.018	0.027	0.027	
4/19/2016					0.0305
4/20/2016	0.0144	0.0143		0.0259	
4/21/2016			0.0262		
6/14/2016	0.015	0.012			0.03
6/15/2016			0.024	0.024	
8/9/2016	0.013	0.011	0.023	0.023	0.032
9/26/2016					0.031
9/27/2016	0.015	0.01	0.023	0.021	
11/15/2016	0.015	0.012	0.023	0.023	0.033
1/10/2017					0.031
1/11/2017		0.011	0.022	0.021	
1/12/2017	0.012				
2/28/2017	0.016	0.011	0.023		0.033
3/1/2017				0.022	
4/19/2017					0.032
4/20/2017	0.015	0.011	0.024	0.022	
7/17/2017					0.033
7/18/2017	0.015				
7/19/2017		0.012	0.025	0.024	

Time Series

Constituent: Barium (mg/L) Analysis Run 9/30/2024 1:20 PM

Plant McIntosh Client: Southern Company Data: McIntosh LF4 CCR

	GWA-13 (bg)	GWA-14 (bg)	GWA-15 (bg)	GWA-16 (bg)	GWA-2 (bg)
1/10/2018	0.015				0.034
1/11/2018		0.012	0.023	0.022	
7/11/2018	0.015	0.012	0.025	0.023	0.035
1/29/2019	0.019	0.013	0.027	0.026	0.034
3/26/2019	0.016	0.012	0.028	0.023	
3/27/2019					0.03
9/10/2019	0.03	0.016		0.039	
9/11/2019			0.023		0.034
3/31/2020	0.015				
4/1/2020		0.013	0.026	0.022	0.037
9/15/2020	0.014	0.012	0.023	0.024	0.036
3/16/2021	0.018	0.013		0.025	0.035
3/17/2021			0.028		
8/17/2021		0.014		0.024	0.037
8/18/2021	0.018				
8/19/2021			0.022		
2/22/2022	0.019	0.014	0.026	0.026	0.038
8/2/2022	0.016	0.014	0.023	0.029	0.032
2/6/2023	0.016				
2/7/2023		0.014	0.025	0.026	0.033
8/1/2023	0.019		0.024	0.031	0.037
8/2/2023		0.014			
2/6/2024	0.019	0.016	0.029	0.028	0.038
8/13/2024	0.019	0.017	0.026	0.028	
8/15/2024					0.036

Time Series

Constituent: Barium (mg/L) Analysis Run 9/30/2024 1:20 PM

Plant McIntosh Client: Southern Company Data: McIntosh LF4 CCR

	GWA-3 (bg)	GWA-4A (bg)	GWA-5 (bg)	GWC-1	GWC-10
8/25/2004	0.025	0.0096	0.016	0.02	0.036
9/11/2004	0.015	0.024	0.02	0.021	0.036
9/26/2004	0.017	0.027	0.016	0.019	0.035
10/13/2004	0.017	0.022	0.014		0.035
7/11/2005	0.012	0.029	0.014	0.017	0.017
12/7/2005	0.012	0.023	0.014	0.018	0.017
6/22/2006	0.016	0.026	0.019	0.018	0.015
11/28/2006	0.017	0.039	0.016	0.026	0.032
7/6/2007	0.1 (O)	0.037	0.018	0.014	0.03
12/13/2007	0.01	0.029	0.015	0.013	0.039
6/20/2008	0.026	0.037	0.018	0.019	0.038
12/7/2008	0.097 (O)	0.025	0.016	0.019	0.034
7/9/2009	0.01	0.028	0.019	0.029	
7/10/2009					0.032
12/28/2009	0.0091			0.039	
12/29/2009			0.02		0.03
12/30/2009		0.017			
6/22/2010	0.011	0.032	0.027	0.032	0.024
1/4/2011		0.02	0.025	0.024	0.017
1/5/2011	0.21 (O)				
7/9/2011	0.035		0.022	0.034	
7/10/2011		0.032			0.03
1/20/2012	0.021				
1/21/2012		0.026	0.024	0.022	0.022
7/11/2012	0.009	0.023	0.024	0.023	0.025
1/19/2013	0.01		0.026		
1/20/2013		0.011		0.027	0.029
7/18/2013	0.014		0.024		
7/19/2013		0.018		0.037	0.02
1/15/2014	0.016		0.026	0.032	
1/16/2014		0.015			0.022
7/10/2014		0.025	0.036		0.018
7/11/2014	0.016			0.034	
1/15/2015	0.014		0.035		
1/16/2015		0.022		0.032	0.019
6/19/2015	0.013		0.066		
6/20/2015		0.015		0.037	0.021
1/14/2016		0.016	0.059		
1/16/2016	0.021			0.051	0.019
4/19/2016	0.0217				
4/20/2016		0.0234	0.0553	0.0554	
4/21/2016					0.0178
6/14/2016	0.024	0.019	0.035		
6/15/2016				0.046	
6/16/2016					0.022
8/9/2016	0.023		0.035		
8/10/2016				0.042	0.015
8/11/2016		0.024			
9/27/2016	0.016	0.035	0.038	0.042	0.014
11/14/2016	0.014	0.034			
11/15/2016			0.039	0.042	0.015
1/10/2017	0.015	0.021			

Time Series

Constituent: Barium (mg/L) Analysis Run 9/30/2024 1:20 PM

Plant McIntosh Client: Southern Company Data: McIntosh LF4 CCR

	GWA-3 (bg)	GWA-4A (bg)	GWA-5 (bg)	GWC-1	GWC-10
1/11/2017			0.037		
1/12/2017				0.046	0.015
1/19/2017			0.079		
1/23/2017				0.023	
1/24/2017			0.42 (o)		
2/28/2017	0.017	0.021	0.042		
3/1/2017				0.048	0.017
4/19/2017	0.013				
4/20/2017		0.019	0.04	0.046	
4/24/2017					0.014
7/18/2017	0.012	0.018	0.04		
7/19/2017				0.045	
7/24/2017					0.015
1/10/2018	0.016	0.021	0.048		
1/11/2018				0.046	0.013
7/11/2018	0.015	0.029	0.044		
7/12/2018				0.045	0.024
1/29/2019	0.017	0.025	0.05		
1/30/2019				0.05	0.023
3/26/2019		0.023	0.046		
3/27/2019	0.014			0.045	0.019
9/10/2019		0.026	0.044		
9/11/2019	0.015			0.038	0.021
3/31/2020		0.017	0.044		
4/1/2020	0.014			0.041	0.035
9/15/2020	0.015		0.041	0.038	0.023
9/16/2020		0.016			
3/16/2021	0.015			0.039	0.019
3/17/2021		0.014	0.04		
8/17/2021	0.015				
8/18/2021				0.034	0.018
8/19/2021		0.013	0.038		
2/22/2022	0.015		0.041		
2/23/2022		0.015		0.039	0.018
8/2/2022	0.012		0.043		
8/3/2022		0.032		0.029	0.017
2/7/2023	0.012	0.015	0.039	0.031	
2/8/2023					0.017
8/1/2023		0.016	0.041		
8/2/2023	0.015			0.03	0.016
2/6/2024	0.012	0.019	0.039		
2/7/2024				0.032	0.017
8/13/2024	0.014	0.016	0.036		
8/14/2024				0.04	0.021

Time Series

Constituent: Barium (mg/L) Analysis Run 9/30/2024 1:20 PM

Plant McIntosh Client: Southern Company Data: McIntosh LF4 CCR

	GWC-11	GWC-12	GWC-17 (bg)	GWC-18 (bg)	GWC-19
8/25/2004	0.018	0.014			
9/11/2004	0.022	0.014			
9/26/2004	0.022	0.014			
10/13/2004	0.017	0.013			
7/11/2005	0.015	0.011			
12/7/2005	0.012	0.012			
6/22/2006	0.012	0.012			
11/28/2006	0.013	0.011			
7/6/2007	0.012	0.014			
12/13/2007	0.013	0.011			
6/20/2008	0.026	0.011			
12/7/2008	0.093 (O)	0.01			
7/10/2009	0.013	0.011			
12/28/2009		0.011			
12/29/2009	0.012				
6/22/2010	0.014	0.011			
1/4/2011		0.013			
1/5/2011	0.011				
7/9/2011	0.012	0.015			
1/20/2012		0.013			
1/21/2012	0.017				
7/11/2012	0.015	0.015			
1/19/2013	0.013	0.014			
7/18/2013		0.013			
7/19/2013	0.012				
1/15/2014	0.012	0.013			
7/11/2014	0.012	0.016			
1/15/2015		0.012			
1/16/2015	0.011				
6/19/2015		0.015			
6/20/2015	0.013				
12/8/2015			0.021	0.053	0.057
12/14/2015			0.021	0.049	
12/15/2015					0.052
12/28/2015			0.02	0.048	0.041
1/13/2016			0.019		
1/14/2016	0.016			0.048	0.038
1/16/2016		0.013			
1/26/2016			0.019	0.044	0.034
4/19/2016				0.0308	0.023
4/20/2016	0.0113	0.0114	0.0188		
6/15/2016	0.013	0.0095 (J)	0.017		
6/16/2016				0.029	0.017
8/9/2016			0.018		
8/10/2016	0.01	0.0094			0.013
8/11/2016				0.023	
9/27/2016	0.01	0.011	0.016		
9/28/2016				0.024	0.013
11/15/2016	0.011	0.0096	0.017		0.013
11/16/2016				0.022	
1/11/2017			0.017	0.017	
1/12/2017	0.01	0.01			

Time Series

Constituent: Barium (mg/L) Analysis Run 9/30/2024 1:20 PM

Plant McIntosh Client: Southern Company Data: McIntosh LF4 CCR

	GWC-11	GWC-12	GWC-17 (bg)	GWC-18 (bg)	GWC-19
1/16/2017					0.014
3/1/2017	0.011	0.011	0.017	0.02	0.017
4/20/2017		0.01	0.016		
4/24/2017	0.01				
4/25/2017				0.02	0.015
7/19/2017			0.017		
7/20/2017		0.011			
7/24/2017	0.0089				
7/25/2017				0.017	0.012
1/11/2018	0.01	0.01	0.017		
1/12/2018				0.015	0.014
7/11/2018			0.017	0.013	0.018
7/12/2018	0.016	0.011			
1/29/2019			0.02		0.016
1/30/2019	0.014 (J)	0.011 (J)		0.02	
3/27/2019	0.013	0.0099	0.017	0.014	0.013
9/11/2019	0.011	0.01	0.021	0.018	0.015
4/1/2020		0.0097 (J)	0.019	0.013	0.013
4/2/2020	0.011				
9/15/2020	0.015		0.018	0.014	
9/16/2020		0.011			0.012
3/16/2021		0.01	0.017		0.0099 (J)
3/17/2021	0.016			0.013	
8/18/2021	0.011	0.01			
8/19/2021			0.017	0.013	0.0095 (J)
2/22/2022			0.019		
2/23/2022	0.01	0.01		0.012	0.01
8/2/2022	0.011		0.017	0.013	
8/3/2022		0.011			0.011
2/7/2023		0.011		0.012	
2/8/2023	0.011		0.02		0.01
8/2/2023	0.01	0.014	0.017	0.012	0.0092 (J)
2/6/2024			0.02		
2/7/2024	0.011			0.014	0.01
2/8/2024		0.011			
8/13/2024			0.019		
8/14/2024	0.011	0.012		0.013	0.011

Time Series

Constituent: Barium (mg/L) Analysis Run 9/30/2024 1:20 PM

Plant McIntosh Client: Southern Company Data: McIntosh LF4 CCR

	GWC-20	GWC-21	GWC-23	GWC-9
8/25/2004				0.029
9/11/2004				0.031
9/26/2004				0.03
10/13/2004				0.024
7/11/2005				0.022
12/7/2005				0.032
6/22/2006				0.026
11/28/2006				0.02
7/6/2007				0.018
12/13/2007				0.017
6/20/2008				0.018
12/7/2008				0.016
7/9/2009				0.019
12/29/2009				0.02
6/22/2010				0.022
1/5/2011				0.021
7/9/2011				0.021
1/21/2012				0.021
7/11/2012				0.021
1/19/2013				0.024
7/18/2013				0.024
1/15/2014				0.022
7/10/2014				0.023
1/16/2015				0.015
6/20/2015				0.024
12/9/2015	0.039	0.024		
12/14/2015	0.045	0.027		
12/29/2015	0.045	0.027		
1/14/2016	0.034	0.025		0.026
1/25/2016	0.038	0.023		
4/19/2016				0.0274
4/21/2016	0.0325	0.0165		
6/15/2016				0.024
6/16/2016	0.027	0.018	0.057	
8/10/2016	0.025	0.014	0.072	0.031
9/27/2016	0.023	0.018		0.029
9/28/2016			0.076	
11/15/2016	0.022	0.015		0.029
11/16/2016			0.057	
1/12/2017		0.014		
1/13/2017	0.021			0.025
1/17/2017			0.049	
3/1/2017	0.021	0.015		0.03
3/2/2017			0.067	
4/24/2017		0.015		0.024
4/25/2017	0.02		0.049	
7/13/2017			0.04	
7/24/2017				0.026
7/25/2017	0.02	0.015	0.038	
1/11/2018		0.016		
1/12/2018	0.021		0.037	0.027
7/11/2018	0.021	0.017		

Time Series

Constituent: Barium (mg/L) Analysis Run 9/30/2024 1:20 PM

Plant McIntosh Client: Southern Company Data: McIntosh LF4 CCR

	GWC-20	GWC-21	GWC-23	GWC-9
7/12/2018			0.037	0.031
1/29/2019	0.017			
1/30/2019		0.017	0.034	0.032
3/27/2019	0.018	0.016	0.027	0.023
9/11/2019	0.021	0.019	0.023	0.029
4/1/2020	0.016	0.018	0.024	0.021
9/15/2020	0.021	0.021	0.024	
9/16/2020				0.033
3/16/2021	0.016			
3/17/2021		0.019	0.024	0.041
8/19/2021	0.017	0.018	0.019	0.024
2/22/2022	0.018			
2/23/2022		0.02	0.024	0.026
8/3/2022	0.018			0.03
8/4/2022		0.022	0.017	
2/8/2023	0.015	0.019	0.016	0.024
8/2/2023	0.015			0.021
8/3/2023		0.018	0.012	
2/7/2024	0.016	0.02	0.02	0.023
8/14/2024	0.015	0.02	0.027	0.024

Time Series

Constituent: Beryllium (mg/L) Analysis Run 9/30/2024 1:20 PM

Plant McIntosh Client: Southern Company Data: McIntosh LF4 CCR

	GWA-13 (bg)	GWA-14 (bg)	GWA-15 (bg)	GWA-16 (bg)	GWA-2 (bg)
8/25/2004					<0.0025
9/11/2004					<0.0025
9/26/2004					<0.0025
10/13/2004					<0.0025
7/11/2005					<0.0025
12/7/2005					<0.0025
6/22/2006					<0.0025
11/28/2006					<0.0025
7/6/2007					<0.0025
12/13/2007					<0.0025
6/20/2008					<0.0025
12/7/2008					<0.0025
7/9/2009					<0.0025
12/28/2009					<0.0025
6/22/2010					<0.0025
1/4/2011					<0.0025
7/9/2011					<0.0025
1/21/2012					<0.0025
7/11/2012					<0.0025
1/20/2013					<0.0025
7/19/2013					<0.0025
1/15/2014					0.00011 (J)
7/11/2014					0.0001 (J)
1/16/2015					<0.0025
6/20/2015					<0.0025
12/7/2015	<0.0025	<0.0025	<0.0025	<0.0025	
12/14/2015				<0.0025	
12/15/2015	<0.0025	<0.0025	<0.0025		
12/28/2015			<0.0025	<0.0025	
12/29/2015		<0.0025			
1/13/2016	<0.0025	<0.0025	<0.0025	<0.0025	
1/16/2016					<0.0025
1/25/2016	<0.0025	<0.0025	<0.0025	<0.0025	
4/19/2016					<0.0025
4/20/2016	<0.0025	<0.0025		<0.0025	
4/21/2016			<0.0025		
6/14/2016	7.1E-05 (J)	4.4E-05 (J)			6.5E-05 (J)
6/15/2016			3.8E-05 (J)	0.00011 (J)	
8/9/2016	<0.0025	<0.0025	<0.0025	<0.0025	<0.0025
9/26/2016					<0.0025
9/27/2016	<0.0025	<0.0025	<0.0025	<0.0025	
11/15/2016	<0.0025	<0.0025	<0.0025	<0.0025	<0.0025
1/10/2017					<0.0025
1/11/2017		<0.0025	<0.0025	<0.0025	
1/12/2017	<0.0025				
2/28/2017	<0.0025	<0.0025	<0.0025		<0.0025
3/1/2017				<0.0025	
4/19/2017					<0.0025
4/20/2017	<0.0025	<0.0025	<0.0025	<0.0025	
7/17/2017					<0.0025
7/18/2017	<0.0025				
7/19/2017		<0.0025	<0.0025	<0.0025	

ND substitution: RL or RL/2 if <15% NDs.

Time Series

Constituent: Beryllium (mg/L) Analysis Run 9/30/2024 1:20 PM

Plant McIntosh Client: Southern Company Data: McIntosh LF4 CCR

	GWA-13 (bg)	GWA-14 (bg)	GWA-15 (bg)	GWA-16 (bg)	GWA-2 (bg)
1/10/2018	<0.0025				<0.0025
1/11/2018		<0.0025	<0.0025	<0.0025	
7/11/2018	<0.0025	<0.0025	<0.0025	<0.0025	<0.0025
1/29/2019	<0.0025	<0.0025	<0.0025	<0.0025	6.3E-05 (J)
3/26/2019	<0.0025	<0.0025	<0.0025	<0.0025	
3/27/2019					<0.0025
9/10/2019	0.0008 (J)	0.00025 (J)		0.00036 (J)	
9/11/2019			<0.0025		<0.0025
3/31/2020	<0.0025				
4/1/2020		<0.0025	<0.0025	<0.0025	<0.0025
9/15/2020	<0.0025	<0.0025	<0.0025	<0.0025	0.00024 (J)
3/16/2021	0.0002 (J)	<0.0025		<0.0025	<0.0025
3/17/2021			<0.0025		
8/17/2021		<0.0025		<0.0025	0.00018 (J)
8/18/2021	<0.0025				
8/19/2021			<0.0025		
2/22/2022	<0.0025	<0.0025	<0.0025	<0.0025	<0.0025
8/2/2022	<0.0025	<0.0025	<0.0025	<0.0025	<0.0025
2/6/2023	<0.0025				
2/7/2023		<0.0025	<0.0025	<0.0025	<0.0025
8/1/2023	<0.0025		<0.0025	<0.0025	<0.0025
8/2/2023		<0.0025			
2/6/2024	<0.0025	<0.0025	<0.0025	<0.0025	<0.0025
8/13/2024	<0.0025	<0.0025	<0.0025	<0.0025	
8/15/2024					<0.0025

ND substitution: RL or RL/2 if <15% NDs.

Time Series

Constituent: Beryllium (mg/L) Analysis Run 9/30/2024 1:20 PM

Plant McIntosh Client: Southern Company Data: McIntosh LF4 CCR

	GWA-3 (bg)	GWA-4A (bg)	GWA-5 (bg)	GWC-1	GWC-10
8/25/2004	<0.0025	<0.0025	<0.0025	<0.0025	<0.0025
9/11/2004	<0.0025	<0.0025	<0.0025	<0.0025	<0.0025
9/26/2004	<0.0025	<0.0025	<0.0025	<0.0025	<0.0025
10/13/2004	<0.0025	<0.0025	<0.0025		<0.0025
7/11/2005	<0.0025	<0.0025	0.0011	<0.0025	<0.0025
12/7/2005	<0.0025	<0.0025	<0.0025	<0.0025	<0.0025
6/22/2006	<0.0025	<0.0025	<0.0025	<0.0025	<0.0025
11/28/2006	<0.0025	<0.0025	<0.0025	<0.0025	<0.0025
7/6/2007	<0.0025	<0.0025	<0.0025	<0.0025	<0.0025
12/13/2007	<0.0025	<0.0025	<0.0025	<0.0025	<0.0025
6/20/2008	<0.0025	<0.0025	<0.0025	<0.0025	<0.0025
12/7/2008	<0.0025	<0.0025	<0.0025	<0.0025	<0.0025
7/9/2009	<0.0025	<0.0025	<0.0025	<0.0025	
7/10/2009					<0.0025
12/28/2009	<0.0025			<0.0025	
12/29/2009			<0.0025		<0.0025
12/30/2009		<0.0025			
6/22/2010	<0.0025	<0.0025	<0.0025	<0.0025	<0.0025
1/4/2011		<0.0025	<0.0025	<0.0025	<0.0025
1/5/2011	0.0018				
7/9/2011	<0.0025		<0.0025	<0.0025	
7/10/2011		<0.0025			<0.0025
1/20/2012	<0.0025				
1/21/2012		<0.0025	<0.0025	<0.0025	<0.0025
7/11/2012	<0.0025	<0.0025	<0.0025	<0.0025	<0.0025
1/19/2013	<0.0025		<0.0025		
1/20/2013		<0.0025		<0.0025	<0.0025
7/18/2013	<0.0025		<0.0025		
7/19/2013		<0.0025		<0.0025	<0.0025
1/15/2014	<0.0025		<0.0025	0.00016 (J)	
1/16/2014		<0.0025			<0.0025
7/10/2014		0.0001 (J)	<0.0025		<0.0025
7/11/2014	<0.0025			0.00018 (J)	
1/15/2015	<0.0025		<0.0025		
1/16/2015		<0.0025		0.00016 (J)	<0.0025
6/19/2015	<0.0025		0.00013 (J)		
6/20/2015		<0.0025		0.00017 (J)	0.00013 (J)
1/14/2016		<0.0025	<0.0025		
1/16/2016	<0.0025			8E-05 (J)	<0.0025
4/19/2016	<0.0025				
4/20/2016		<0.0025	<0.0025	<0.0025	
4/21/2016					<0.0025
6/14/2016	3.2E-05 (J)	8.7E-05 (J)	5.4E-05 (J)		
6/15/2016				0.00012 (J)	
6/16/2016					8.5E-05 (J)
8/9/2016	<0.0025		<0.0025		
8/10/2016				<0.0025	<0.0025
8/11/2016		<0.0025			
9/27/2016	<0.0025	<0.0025	<0.0025	<0.0025	<0.0025
11/14/2016	<0.0025	<0.0025			
11/15/2016			<0.0025	<0.0025	<0.0025
1/10/2017	<0.0025	<0.0025			

ND substitution: RL or RL/2 if <15% NDs.

Time Series

Constituent: Beryllium (mg/L) Analysis Run 9/30/2024 1:20 PM

Plant McIntosh Client: Southern Company Data: McIntosh LF4 CCR

	GWA-3 (bg)	GWA-4A (bg)	GWA-5 (bg)	GWC-1	GWC-10
1/11/2017			<0.0025		
1/12/2017				<0.0025	<0.0025
1/19/2017			<0.0025		
1/23/2017				<0.0025	
1/24/2017			<0.0025		
2/28/2017	<0.0025	<0.0025	<0.0025		
3/1/2017				<0.0025	<0.0025
4/19/2017	<0.0025				
4/20/2017		<0.0025	<0.0025	<0.0025	
4/24/2017					<0.0025
7/18/2017	<0.0025	<0.0025	<0.0025		
7/19/2017				<0.0025	
7/24/2017					<0.0025
1/10/2018	<0.0025	<0.0025	<0.0025		
1/11/2018				<0.0025	<0.0025
7/11/2018	<0.0025	<0.0025	<0.0025		
7/12/2018				<0.0025	<0.0025
1/29/2019	<0.0025	0.00011 (J)	<0.0025		
1/30/2019				<0.0025	<0.0025
3/26/2019		<0.0025	<0.0025		
3/27/2019	<0.0025			<0.0025	<0.0025
9/10/2019		0.0006 (J)	<0.0025		
9/11/2019	<0.0025			0.00021 (J)	<0.0025
3/31/2020		<0.0025	<0.0025		
4/1/2020	<0.0025			<0.0025	<0.0025
9/15/2020	<0.0025		<0.0025	<0.0025	<0.0025
9/16/2020		<0.0025			
3/16/2021	<0.0025			0.00022 (J)	0.00033 (J)
3/17/2021		<0.0025	<0.0025		
8/17/2021	<0.0025				
8/18/2021				0.00018 (J)	<0.0025
8/19/2021		<0.0025	<0.0025		
2/22/2022	<0.0025		<0.0025		
2/23/2022		<0.0025		<0.0025	<0.0025
8/2/2022	<0.0025		<0.0025		
8/3/2022		<0.0025		<0.0025	<0.0025
2/7/2023	<0.0025	<0.0025	<0.0025	<0.0025	
2/8/2023					<0.0025
8/1/2023		<0.0025	<0.0025		
8/2/2023	<0.0025			<0.0025	<0.0025
2/6/2024	<0.0025	<0.0025	<0.0025		
2/7/2024				<0.0025	<0.0025
8/13/2024	<0.0025	<0.0025	<0.0025		
8/14/2024				0.0002 (J)	<0.0025

ND substitution: RL or RL/2 if <15% NDs.

Time Series

Constituent: Beryllium (mg/L) Analysis Run 9/30/2024 1:20 PM

Plant McIntosh Client: Southern Company Data: McIntosh LF4 CCR

	GWC-11	GWC-12	GWC-17 (bg)	GWC-18 (bg)	GWC-19
8/25/2004	<0.0025	<0.0025			
9/11/2004	<0.0025	<0.0025			
9/26/2004	<0.0025	<0.0025			
10/13/2004	<0.0025	<0.0025			
7/11/2005	<0.0025	<0.0025			
12/7/2005	<0.0025	<0.0025			
6/22/2006	<0.0025	<0.0025			
11/28/2006	<0.0025	<0.0025			
7/6/2007	<0.0025	<0.0025			
12/13/2007	<0.0025	<0.0025			
6/20/2008	<0.0025	<0.0025			
12/7/2008	<0.0025	<0.0025			
7/10/2009	<0.0025	<0.0025			
12/28/2009		<0.0025			
12/29/2009	<0.0025				
6/22/2010	<0.0025	<0.0025			
1/4/2011		<0.0025			
1/5/2011	<0.0025				
7/9/2011	<0.0025	<0.0025			
1/20/2012		<0.0025			
1/21/2012	<0.0025				
7/11/2012	<0.0025	<0.0025			
1/19/2013	<0.0025	<0.0025			
7/18/2013		<0.0025			
7/19/2013	<0.0025				
1/15/2014	<0.0025	0.00017 (J)			
7/11/2014	<0.0025	0.00024 (J)			
1/15/2015		0.00015 (J)			
1/16/2015	<0.0025				
6/19/2015		0.00016 (J)			
6/20/2015	<0.0025				
12/8/2015			0.00046 (J)	<0.0025	0.00018 (J)
12/14/2015			0.00052 (J)	<0.0025	
12/15/2015					0.00014 (J)
12/28/2015			0.00057 (J)	<0.0025	9E-05 (J)
1/13/2016			0.00056 (J)		
1/14/2016	<0.0025			<0.0025	0.0001 (J)
1/16/2016		0.00014 (J)			
1/26/2016			0.00057 (J)	<0.0025	0.00011 (J)
4/19/2016				<0.0025	<0.0025
4/20/2016	<0.0025	<0.0025	<0.003 (o)		
6/15/2016	<0.0025	0.00014 (J)	0.00056 (J)		
6/16/2016				<0.0025	0.00011 (J)
8/9/2016			0.00054 (J)		
8/10/2016	<0.0025	<0.0025			<0.0025
8/11/2016				<0.0025	
9/27/2016	<0.0025	<0.0025	0.00056 (J)		
9/28/2016				<0.0025	<0.0025
11/15/2016	<0.0025	<0.0025	0.00047 (J)		<0.0025
11/16/2016				<0.0025	
1/11/2017			0.00066 (J)	<0.0025	
1/12/2017	<0.0025	<0.0025			

ND substitution: RL or RL/2 if <15% NDs.

Time Series

Constituent: Beryllium (mg/L) Analysis Run 9/30/2024 1:20 PM

Plant McIntosh Client: Southern Company Data: McIntosh LF4 CCR

	GWC-11	GWC-12	GWC-17 (bg)	GWC-18 (bg)	GWC-19
1/16/2017					<0.0025
3/1/2017	<0.0025	<0.0025	0.00066 (J)	<0.0025	<0.0025
4/20/2017		<0.0025	0.00055 (J)		
4/24/2017	<0.0025				
4/25/2017				<0.0025	<0.0025
7/19/2017			0.00061 (J)		
7/20/2017		<0.0025			
7/24/2017	<0.0025				
7/25/2017				<0.0025	<0.0025
1/11/2018	<0.0025	<0.0025	0.00064 (J)		
1/12/2018				<0.0025	<0.0025
7/11/2018			0.00065 (J)	<0.0025	<0.0025
7/12/2018	<0.0025	<0.0025			
1/29/2019			0.00062 (J)		0.00023 (J)
1/30/2019	<0.0025	<0.0025		<0.0025	
3/27/2019	<0.0025	<0.0025	0.00062	<0.0025	<0.0025
9/11/2019	<0.0025	0.00022 (J)	0.001	0.00026 (J)	0.00058 (J)
4/1/2020		<0.0025	0.00058 (J)	<0.0025	<0.0025
4/2/2020	0.00023 (J)				
9/15/2020	<0.0025		0.00063 (J)	<0.0025	
9/16/2020		<0.0025			0.00022 (J)
3/16/2021		0.00037 (J)	0.00062 (J)		0.00024 (J)
3/17/2021	0.00048 (J)			<0.0025	
8/18/2021	<0.0025	<0.0025			
8/19/2021			0.00057 (J)	<0.0025	<0.0025
2/22/2022			0.00078 (J)		
2/23/2022	<0.0025	<0.0025		<0.0025	0.00031 (J)
8/2/2022	<0.0025		0.00057 (J)	<0.0025	
8/3/2022		0.00027 (J)			<0.0025
2/7/2023		<0.0025		<0.0025	
2/8/2023	<0.0025		0.00071 (J)		0.00022 (J)
8/2/2023	<0.0025	<0.0025	0.00057 (J)	<0.0025	0.0002 (J)
2/6/2024			0.0007 (J)		
2/7/2024	<0.0025			<0.0025	<0.0025
2/8/2024		0.00022 (J)			
8/13/2024			0.0006 (J)		
8/14/2024	<0.0025	<0.0025		<0.0025	0.00026 (J)

ND substitution: RL or RL/2 if <15% NDs.

Time Series

Constituent: Beryllium (mg/L) Analysis Run 9/30/2024 1:20 PM

Plant McIntosh Client: Southern Company Data: McIntosh LF4 CCR

	GWC-20	GWC-21	GWC-23	GWC-9
8/25/2004				<0.0025
9/11/2004				<0.0025
9/26/2004				<0.0025
10/13/2004				<0.0025
7/11/2005				<0.0025
12/7/2005				<0.0025
6/22/2006				<0.0025
11/28/2006				<0.0025
7/6/2007				<0.0025
12/13/2007				<0.0025
6/20/2008				<0.0025
12/7/2008				<0.0025
7/9/2009				<0.0025
12/29/2009				<0.0025
6/22/2010				<0.0025
1/5/2011				<0.0025
7/9/2011				<0.0025
1/21/2012				<0.0025
7/11/2012				<0.0025
1/19/2013				<0.0025
7/18/2013				<0.0025
1/15/2014				<0.0025
7/10/2014				0.0001 (J)
1/16/2015				<0.0025
6/20/2015				<0.0025
12/9/2015	0.00026 (J)	<0.0025		
12/14/2015	0.00032 (J)	<0.0025		
12/29/2015	0.00043 (J)	<0.0025		
1/14/2016	0.00032 (J)	<0.0025		<0.0025
1/25/2016	0.00038 (J)	<0.0025		
4/19/2016				<0.0025
4/21/2016	<0.0025	<0.0025		
6/15/2016				7.7E-05 (J)
6/16/2016	0.00032 (J)	<0.0025	<0.0025	
8/10/2016	<0.0025	<0.0025	<0.0025	<0.0025
9/27/2016	<0.0025	0.00064 (J)		<0.0025
9/28/2016			<0.0025	
11/15/2016	<0.0025	<0.0025		<0.0025
11/16/2016			<0.0025	
1/12/2017		<0.0025		
1/13/2017	<0.0025			<0.0025
1/17/2017			<0.0025	
3/1/2017	<0.0025	<0.0025		<0.0025
3/2/2017			<0.0025	
4/24/2017		<0.0025		<0.0025
4/25/2017	<0.0025		<0.0025	
7/13/2017			<0.0025	
7/24/2017				<0.0025
7/25/2017	<0.0025	<0.0025	<0.0025	
1/11/2018		<0.0025		
1/12/2018	<0.0025		<0.0025	<0.0025
7/11/2018	<0.0025	<0.0025		

ND substitution: RL or RL/2 if <15% NDs.

Time Series

Constituent: Beryllium (mg/L) Analysis Run 9/30/2024 1:20 PM

Plant McIntosh Client: Southern Company Data: McIntosh LF4 CCR

	GWC-20	GWC-21	GWC-23	GWC-9
7/12/2018			<0.0025	<0.0025
1/29/2019	0.00016 (J)			
1/30/2019		<0.0025	<0.0025	<0.0025
3/27/2019	<0.0025	<0.0025	<0.0025	<0.0025
9/11/2019	0.00052 (J)	0.00054 (J)	0.00026 (J)	0.00021 (J)
4/1/2020	<0.0025	<0.0025	<0.0025	<0.0025
9/15/2020	0.00025 (J)	<0.0025	<0.0025	
9/16/2020				<0.0025
3/16/2021	0.00022 (J)			
3/17/2021		<0.0025	0.00018 (J)	0.00024 (J)
8/19/2021	<0.0025	<0.0025	<0.0025	<0.0025
2/22/2022	<0.0025			
2/23/2022		<0.0025	<0.0025	<0.0025
8/3/2022	0.00031 (J)			<0.0025
8/4/2022		<0.0025	<0.0025	
2/8/2023	<0.0025	<0.0025	<0.0025	<0.0025
8/2/2023	<0.0025			<0.0025
8/3/2023		<0.0025	<0.0025	
2/7/2024	<0.0025	<0.0025	<0.0025	<0.0025
8/14/2024	0.0002 (J)	<0.0025	<0.0025	<0.0025

ND substitution: RL or RL/2 if <15% NDs.

Time Series

Constituent: Boron (mg/L) Analysis Run 9/30/2024 1:20 PM

Plant McIntosh Client: Southern Company Data: McIntosh LF4 CCR

	GWA-13 (bg)	GWA-14 (bg)	GWA-15 (bg)	GWA-16 (bg)	GWA-2 (bg)
4/19/2016					<0.08
4/20/2016	<0.08	<0.08		<0.08	
4/21/2016			<0.08		
6/14/2016	0.0086 (J)	0.0098 (J)			0.012 (J)
6/15/2016			0.0095 (J)	0.0085 (J)	
8/9/2016	<0.08	<0.08	<0.08	<0.08	<0.08
9/26/2016					<0.08
9/27/2016	<0.08	<0.08	<0.08	<0.08	
11/15/2016	<0.08	<0.08	<0.08	<0.08	<0.08
1/10/2017					<0.08
1/11/2017		<0.08	<0.08	<0.08	
1/12/2017	<0.08				
2/28/2017	<0.08	<0.08	<0.08		0.022 (J)
3/1/2017				<0.08	
4/19/2017					<0.08
4/20/2017	<0.08	<0.08	<0.08	<0.08	
10/10/2017					<0.08
10/11/2017	<0.08	<0.08	<0.08	<0.08	
1/10/2018	<0.08				<0.08
1/11/2018		<0.08	<0.08	<0.08	
7/11/2018	<0.08	<0.08	<0.08	<0.08	<0.08
1/29/2019	<0.08	<0.08	<0.08	<0.08	<0.08
3/26/2019	<0.08	<0.08	<0.08	<0.08	
3/27/2019					<0.08
9/10/2019	0.061 (J)	<0.08		<0.08	
9/11/2019			<0.08		<0.08
3/31/2020	<0.08				
4/1/2020		<0.08	<0.08	<0.08	0.042 (J)
9/15/2020	<0.08	<0.08	<0.08	<0.08	<0.08
3/16/2021	<0.08	<0.08		<0.08	<0.08
3/17/2021			<0.08		
8/17/2021		0.1		0.061 (J)	0.069 (J)
8/18/2021	0.044 (J)				
8/19/2021			<0.08		
2/22/2022	<0.08	<0.08	<0.08	<0.08	0.11
8/2/2022	<0.08	<0.08	<0.08	<0.08	<0.08
2/6/2023	<0.08				
2/7/2023		<0.08	<0.08	<0.08	<0.08
8/1/2023	0.035 (J)		<0.08	<0.08	0.024 (J)
8/2/2023		0.038 (J)			
2/6/2024	<0.08	<0.08	<0.08	<0.08	<0.08
8/13/2024	<0.08	<0.08	<0.08	<0.08	
8/15/2024					0.026 (J)

ND substitution: RL or RL/2 if <15% NDs.

Time Series

Constituent: Boron (mg/L) Analysis Run 9/30/2024 1:20 PM

Plant McIntosh Client: Southern Company Data: McIntosh LF4 CCR

	GWA-3 (bg)	GWA-4A (bg)	GWA-5 (bg)	GWC-1	GWC-10
4/19/2016	<0.08				
4/20/2016		<0.08	<0.08	<0.08	
4/21/2016					<0.08
6/14/2016	0.0077 (J)	0.01 (J)	0.011 (J)		
6/15/2016				0.017 (J)	
6/16/2016					0.017 (J)
8/9/2016	<0.08		<0.08		
8/10/2016				<0.08	<0.08
8/11/2016		<0.08			
9/27/2016	<0.08	<0.08	<0.08	<0.08	<0.08
11/14/2016	<0.08	<0.08			
11/15/2016			<0.08	<0.08	0.021 (J)
1/10/2017	<0.08	<0.08			
1/11/2017			<0.08		
1/12/2017				<0.08	0.041 (J)
2/28/2017	<0.08	<0.08	<0.08		
3/1/2017				<0.08	0.052
4/19/2017	<0.08				
4/20/2017		<0.08	<0.08	<0.08	
4/24/2017					0.064
10/10/2017		<0.08			
10/11/2017	<0.08		<0.08	<0.08	
10/12/2017					0.06
12/12/2017					0.086
1/10/2018	<0.08	<0.08	<0.08		
1/11/2018				<0.08	0.06
7/11/2018	<0.08	<0.08	<0.08		
7/12/2018				<0.08	0.054
1/29/2019	<0.08	<0.08	<0.08		
1/30/2019				<0.08	0.055
3/26/2019		<0.08	<0.08		
3/27/2019	<0.08			<0.08	0.05
9/10/2019		0.052 (J)	<0.08		
9/11/2019	<0.08			<0.08	0.067 (J)
3/31/2020		<0.08	<0.08		
4/1/2020	<0.08			<0.08	0.068 (J)
9/15/2020	0.061 (J)		0.047 (J)	<0.08	0.062 (J)
9/16/2020		0.056 (J)			
3/16/2021	<0.08			<0.08	0.045 (J)
3/17/2021		<0.08	<0.08		
8/17/2021	<0.08				
8/18/2021				0.046 (J)	0.069 (J)
8/19/2021		<0.08	<0.08		
2/22/2022	0.065 (J)		<0.08		
2/23/2022		0.096		<0.08	0.069 (J)
8/2/2022	<0.08		<0.08		
8/3/2022		<0.08		0.064 (J)	<0.08
2/7/2023	<0.08	0.022 (J)	0.024 (J)	<0.08	
2/8/2023					0.043 (J)
8/1/2023		0.026 (J)	0.047 (J)		
8/2/2023	0.025 (J)			<0.08	0.034 (J)
2/6/2024	0.023 (J)	<0.08	<0.08		

ND substitution: RL or RL/2 if <15% NDs.

Time Series

Constituent: Boron (mg/L) Analysis Run 9/30/2024 1:20 PM

Plant McIntosh Client: Southern Company Data: McIntosh LF4 CCR

	GWA-3 (bg)	GWA-4A (bg)	GWA-5 (bg)	GWC-1	GWC-10
2/7/2024				<0.08	0.034 (J)
8/13/2024	<0.08	0.024 (J)	<0.08		
8/14/2024				0.025 (J)	0.035 (J)

ND substitution: RL or RL/2 if <15% NDs.

Time Series

Constituent: Boron (mg/L) Analysis Run 9/30/2024 1:20 PM

Plant McIntosh Client: Southern Company Data: McIntosh LF4 CCR

	GWC-11	GWC-12	GWC-17 (bg)	GWC-18 (bg)	GWC-19
4/19/2016				<0.08	<0.08
4/20/2016	<0.08	<0.08	<0.08		
6/15/2016	0.011 (J)	0.01 (J)	0.0095 (J)		
6/16/2016				0.011 (J)	0.0069 (J)
8/9/2016			<0.08		
8/10/2016	<0.08	<0.08			<0.08
8/11/2016				<0.08	
9/27/2016	<0.08	<0.08	<0.08		
9/28/2016				<0.08	<0.08
11/15/2016	<0.08	<0.08	<0.08		<0.08
11/16/2016				<0.08	
1/11/2017			<0.08	<0.08	
1/12/2017	<0.08	<0.08			
1/16/2017					<0.08
3/1/2017	<0.08	<0.08	<0.08	<0.08	<0.08
4/20/2017		<0.08	<0.08		
4/24/2017	<0.08				
4/25/2017				<0.08	<0.08
10/11/2017	<0.08		<0.08		
10/12/2017		<0.08		<0.08	<0.08
1/11/2018	<0.08	<0.08	<0.08		
1/12/2018				<0.08	<0.08
7/11/2018			<0.08	<0.08	<0.08
7/12/2018	<0.08	<0.08			
1/29/2019			<0.08		<0.08
1/30/2019	<0.08	<0.08		<0.08	
3/27/2019	<0.08	<0.08	<0.08	<0.08	<0.08
9/11/2019	<0.08	<0.08	<0.08	<0.08	<0.08
4/1/2020		<0.08	<0.08	<0.08	<0.08
4/2/2020	0.066 (J)				
9/15/2020	<0.08		<0.08	<0.08	
9/16/2020		<0.08			0.046 (J)
3/16/2021		<0.08	<0.08		<0.08
3/17/2021	<0.08			<0.08	
8/18/2021	<0.08	<0.08			
8/19/2021			<0.08	<0.08	<0.08
2/22/2022			<0.08		
2/23/2022	<0.08	<0.08		<0.08	<0.08
8/2/2022	<0.08		<0.08	<0.08	
8/3/2022		<0.08			<0.08
2/7/2023		<0.08		<0.08	
2/8/2023	0.022 (J)		<0.08		0.024 (J)
8/2/2023	<0.08	<0.08	<0.08	<0.08	<0.08
2/6/2024			<0.08		
2/7/2024	<0.08			<0.08	<0.08
2/8/2024		<0.08			
8/13/2024			<0.08		
8/14/2024	<0.08	<0.08		0.022 (J)	<0.08

ND substitution: RL or RL/2 if <15% NDs.

Time Series

Constituent: Boron (mg/L) Analysis Run 9/30/2024 1:20 PM

Plant McIntosh Client: Southern Company Data: McIntosh LF4 CCR

	GWC-20	GWC-21	GWC-23	GWC-9
4/19/2016				<0.08
4/21/2016	<0.08	<0.08		
6/15/2016				0.018 (J)
6/16/2016	0.012 (J)	0.012 (J)	0.017 (J)	
8/10/2016	<0.08	<0.08	<0.08	<0.08
9/27/2016	<0.08	<0.08		<0.08
9/28/2016			<0.08	
11/15/2016	<0.08	<0.08		<0.08
11/16/2016			<0.08	
1/12/2017		<0.08		
1/13/2017	<0.08			<0.08
1/17/2017			<0.08	
3/1/2017	<0.08	<0.08		<0.08
3/2/2017			<0.08	
4/24/2017		<0.08		<0.08
4/25/2017	<0.08		<0.08	
7/13/2017			<0.08	
10/12/2017	<0.08	<0.08	<0.08	<0.08
1/11/2018		<0.08		
1/12/2018	<0.08		<0.08	<0.08
7/11/2018	<0.08	<0.08		
7/12/2018			<0.08	<0.08
1/29/2019	<0.08			
1/30/2019		<0.08	<0.08	<0.08
3/27/2019	<0.08	<0.08	<0.08	<0.08
9/11/2019	0.042 (J)	0.055 (J)	0.04 (J)	<0.08
4/1/2020	<0.08	<0.08	<0.08	<0.08
9/15/2020	<0.08	<0.08	<0.08	
9/16/2020				0.042 (J)
3/16/2021	<0.08			
3/17/2021		<0.08	<0.08	<0.08
8/19/2021	<0.08	<0.08	<0.08	<0.08
2/22/2022	<0.08			
2/23/2022		<0.08	<0.08	<0.08
8/3/2022	<0.08			<0.08
8/4/2022		<0.08	<0.08	
2/8/2023	<0.08	0.027 (J)	<0.08	0.026 (J)
8/2/2023	<0.08			0.026 (J)
8/3/2023		0.022 (J)	<0.08	
2/7/2024	<0.08	0.024 (J)	<0.08	0.029 (J)
8/14/2024	<0.08	0.026 (J)	0.022 (J)	0.043 (J)

ND substitution: RL or RL/2 if <15% NDs.

Time Series

Constituent: Cadmium (mg/L) Analysis Run 9/30/2024 1:20 PM

Plant McIntosh Client: Southern Company Data: McIntosh LF4 CCR

	GWA-13 (bg)	GWA-14 (bg)	GWA-15 (bg)	GWA-16 (bg)	GWA-2 (bg)
8/25/2004					<0.0025
9/11/2004					<0.0025
9/26/2004					<0.0025
10/13/2004					<0.0025
7/11/2005					<0.0025
12/7/2005					<0.0025
6/22/2006					<0.0025
11/28/2006					<0.0025
7/6/2007					<0.0025
12/13/2007					<0.0025
6/20/2008					<0.0025
12/7/2008					<0.0025
7/9/2009					<0.0025
12/28/2009					<0.0025
6/22/2010					<0.0025
1/4/2011					<0.0025
7/9/2011					<0.0025
1/21/2012					<0.0025
7/11/2012					<0.0025
1/20/2013					<0.0025
7/19/2013					<0.0025
1/15/2014					<0.0025
7/11/2014					<0.0025
1/16/2015					<0.0025
6/20/2015					<0.0025
12/7/2015	<0.0025	<0.0025	<0.0025	<0.0025	
12/14/2015				<0.0025	
12/15/2015	<0.0025	<0.0025	<0.0025		
12/28/2015			<0.0025	<0.0025	
12/29/2015	<0.0025	<0.0025			
1/13/2016	<0.0025	<0.0025	<0.0025	<0.0025	
1/16/2016					<0.0025
1/25/2016	<0.0025	<0.0025	<0.0025	<0.0025	
4/19/2016					<0.0025
4/20/2016	<0.0025	<0.0025		<0.0025	
4/21/2016			<0.0025		
6/14/2016	0.001	6.2E-05 (J)			<0.0025
6/15/2016			<0.0025	<0.0025	
8/9/2016	<0.0025	<0.0025	<0.0025	<0.0025	<0.0025
9/26/2016					<0.0025
9/27/2016	<0.0025	<0.0025	<0.0025	<0.0025	
11/15/2016	<0.0025	<0.0025	<0.0025	<0.0025	<0.0025
1/10/2017					<0.0025
1/11/2017		<0.0025	<0.0025	<0.0025	
1/12/2017	<0.0025				
2/28/2017	<0.0025	<0.0025	<0.0025		<0.0025
3/1/2017				<0.0025	
4/19/2017					<0.0025
4/20/2017	<0.0025	<0.0025	<0.0025	<0.0025	
7/17/2017					<0.0025
7/18/2017	<0.0025				
7/19/2017		<0.0025	<0.0025	<0.0025	

ND substitution: RL or RL/2 if <15% NDs.

Time Series

Constituent: Cadmium (mg/L) Analysis Run 9/30/2024 1:20 PM

Plant McIntosh Client: Southern Company Data: McIntosh LF4 CCR

	GWA-13 (bg)	GWA-14 (bg)	GWA-15 (bg)	GWA-16 (bg)	GWA-2 (bg)
1/10/2018	<0.0025				<0.0025
1/11/2018		<0.0025	<0.0025	<0.0025	
7/11/2018	<0.0025	<0.0025	<0.0025	<0.0025	<0.0025
1/29/2019	<0.0025	<0.0025	<0.0025	<0.0025	<0.0025
3/26/2019	<0.0025	<0.0025	<0.0025	<0.0025	
3/27/2019					<0.0025
9/10/2019	0.00035 (J)	<0.0025		0.00015 (J)	
9/11/2019			<0.0025		<0.0025
3/31/2020	<0.0025				
4/1/2020		<0.0025	<0.0025	<0.0025	<0.0025
9/15/2020	<0.0025	<0.0025	<0.0025	<0.0025	<0.0025
3/16/2021	<0.0025	<0.0025		<0.0025	<0.0025
3/17/2021			<0.0025		
8/17/2021		0.00036 (J)		<0.0025	<0.0025
8/18/2021	<0.0025				
8/19/2021			<0.0025		
2/22/2022	<0.0025	<0.0025	<0.0025	<0.0025	<0.0025
8/2/2022	<0.0025	<0.0025	<0.0025	<0.0025	<0.0025
2/6/2023	<0.0025				
2/7/2023		<0.0025	<0.0025	<0.0025	<0.0025
8/1/2023	<0.0025		<0.0025	<0.0025	<0.0025
8/2/2023		<0.0025			
2/6/2024	<0.0025	<0.0025	<0.0025	<0.0025	<0.0025
8/13/2024	<0.0025	<0.0025	<0.0025	<0.0025	
8/15/2024					<0.0025

ND substitution: RL or RL/2 if <15% NDs.

Time Series

Constituent: Cadmium (mg/L) Analysis Run 9/30/2024 1:20 PM

Plant McIntosh Client: Southern Company Data: McIntosh LF4 CCR

	GWA-3 (bg)	GWA-4A (bg)	GWA-5 (bg)	GWC-1	GWC-10
8/25/2004	<0.0025	<0.0025	<0.0025	<0.0025	<0.0025
9/11/2004	<0.0025	<0.0025	<0.0025	<0.0025	<0.0025
9/26/2004	<0.0025	<0.0025	<0.0025	<0.0025	<0.0025
10/13/2004	<0.0025	<0.0025	<0.0025		<0.0025
7/11/2005	<0.0025	<0.0025	<0.0025	<0.0025	<0.0025
12/7/2005	<0.0025	<0.0025	<0.0025	<0.0025	<0.0025
6/22/2006	<0.0025	<0.0025	<0.0025	<0.0025	<0.0025
11/28/2006	<0.0025	<0.0025	<0.0025	<0.0025	<0.0025
7/6/2007	<0.0025	<0.0025	<0.0025	<0.0025	<0.0025
12/13/2007	<0.0025	<0.0025	<0.0025	<0.0025	<0.0025
6/20/2008	<0.0025	<0.0025	<0.0025	<0.0025	<0.0025
12/7/2008	<0.0025	<0.0025	<0.0025	<0.0025	<0.0025
7/9/2009	<0.0025	<0.0025	<0.0025	<0.0025	
7/10/2009					<0.0025
12/28/2009	<0.0025			<0.0025	
12/29/2009			<0.0025		<0.0025
12/30/2009		<0.0025			
6/22/2010	<0.0025	<0.0025	<0.0025	<0.0025	<0.0025
1/4/2011		<0.0025	<0.0025	<0.0025	<0.0025
1/5/2011	<0.0025				
7/9/2011	<0.0025		<0.0025	<0.0025	
7/10/2011		<0.0025			<0.0025
1/20/2012	<0.0025				
1/21/2012		<0.0025	<0.0025	<0.0025	<0.0025
7/11/2012	<0.0025	<0.0025	<0.0025	<0.0025	<0.0025
1/19/2013	<0.0025		<0.0025		
1/20/2013		<0.0025		<0.0025	<0.0025
7/18/2013	<0.0025		<0.0025		
7/19/2013		<0.0025		<0.0025	<0.0025
1/15/2014	<0.0025		<0.0025	<0.0025	
1/16/2014		<0.0025			<0.0025
7/10/2014		<0.0025	<0.0025		<0.0025
7/11/2014	<0.0025			<0.0025	
1/15/2015	<0.0025		<0.0025		
1/16/2015		<0.0025		<0.0025	<0.0025
6/19/2015	<0.0025		<0.0025		
6/20/2015		<0.0025		<0.0025	<0.0025
1/14/2016		<0.0025	<0.0025		
1/16/2016	<0.0025			<0.0025	<0.0025
4/19/2016	<0.0025				
4/20/2016		0.000111 (J)	<0.0025	<0.0025	
4/21/2016					<0.0025
6/14/2016	<0.0025	0.00013 (J)	<0.0025		
6/15/2016				<0.0025	
6/16/2016					<0.0025
8/9/2016	<0.0025		<0.0025		
8/10/2016				<0.0025	<0.0025
8/11/2016		<0.0025			
9/27/2016	<0.0025	<0.0025	<0.0025	<0.0025	<0.0025
11/14/2016	<0.0025	<0.0025			
11/15/2016			<0.0025	<0.0025	<0.0025
1/10/2017	<0.0025	<0.0025			

ND substitution: RL or RL/2 if <15% NDs.

Time Series

Constituent: Cadmium (mg/L) Analysis Run 9/30/2024 1:20 PM

Plant McIntosh Client: Southern Company Data: McIntosh LF4 CCR

	GWA-3 (bg)	GWA-4A (bg)	GWA-5 (bg)	GWC-1	GWC-10
1/11/2017			<0.0025		
1/12/2017				<0.0025	<0.0025
1/19/2017			<0.0025		
1/23/2017				<0.0025	
1/24/2017			<0.0025		
2/28/2017	<0.0025	<0.0025	<0.0025		
3/1/2017				<0.0025	<0.0025
4/19/2017	<0.0025				
4/20/2017		<0.0025	<0.0025	<0.0025	
4/24/2017					<0.0025
7/18/2017	<0.0025	<0.0025	<0.0025		
7/19/2017				<0.0025	
7/24/2017					<0.0025
1/10/2018	<0.0025	<0.0025	<0.0025		
1/11/2018				<0.0025	<0.0025
7/11/2018	<0.0025	<0.0025	<0.0025		
7/12/2018				<0.0025	<0.0025
1/29/2019	<0.0025	<0.0025	<0.0025		
1/30/2019				<0.0025	<0.0025
3/26/2019		<0.0025	<0.0025		
3/27/2019	<0.0025			<0.0025	<0.0025
9/10/2019		0.00019 (J)	<0.0025		
9/11/2019	<0.0025			<0.0025	<0.0025
3/31/2020		<0.0025	<0.0025		
4/1/2020	<0.0025			<0.0025	<0.0025
9/15/2020	<0.0025		<0.0025	<0.0025	<0.0025
9/16/2020		<0.0025			
3/16/2021	<0.0025			<0.0025	<0.0025
3/17/2021		<0.0025	<0.0025		
8/17/2021	<0.0025				
8/18/2021				<0.0025	<0.0025
8/19/2021		<0.0025	<0.0025		
2/22/2022	<0.0025		<0.0025		
2/23/2022		0.00024 (J)		<0.0025	<0.0025
8/2/2022	<0.0025		<0.0025		
8/3/2022		<0.0025		0.0001 (J)	<0.0025
2/7/2023	<0.0025	<0.0025	<0.0025	<0.0025	
2/8/2023					<0.0025
8/1/2023		<0.0025	<0.0025		
8/2/2023	<0.0025			<0.0025	<0.0025
2/6/2024	<0.0025	<0.0025	<0.0025		
2/7/2024				<0.0025	<0.0025
8/13/2024	<0.0025	<0.0025	<0.0025		
8/14/2024				<0.0025	<0.0025

ND substitution: RL or RL/2 if <15% NDs.

Time Series

Constituent: Cadmium (mg/L) Analysis Run 9/30/2024 1:20 PM

Plant McIntosh Client: Southern Company Data: McIntosh LF4 CCR

	GWC-11	GWC-12	GWC-17 (bg)	GWC-18 (bg)	GWC-19
8/25/2004	<0.0025	<0.0025			
9/11/2004	<0.0025	<0.0025			
9/26/2004	<0.0025	<0.0025			
10/13/2004	<0.0025	<0.0025			
7/11/2005	<0.0025	<0.0025			
12/7/2005	<0.0025	<0.0025			
6/22/2006	<0.0025	<0.0025			
11/28/2006	<0.0025	<0.0025			
7/6/2007	<0.0025	<0.0025			
12/13/2007	<0.0025	<0.0025			
6/20/2008	<0.0025	<0.0025			
12/7/2008	<0.0025	<0.0025			
7/10/2009	<0.0025	<0.0025			
12/28/2009		<0.0025			
12/29/2009	<0.0025				
6/22/2010	<0.0025	<0.0025			
1/4/2011		<0.0025			
1/5/2011	<0.0025				
7/9/2011	<0.0025	<0.0025			
1/20/2012		<0.0025			
1/21/2012	<0.0025				
7/11/2012	<0.0025	<0.0025			
1/19/2013	<0.0025	<0.0025			
7/18/2013		<0.0025			
7/19/2013	<0.0025				
1/15/2014	<0.0025	<0.0025			
7/11/2014	<0.0025	<0.0025			
1/15/2015		<0.0025			
1/16/2015	<0.0025				
6/19/2015		<0.0025			
6/20/2015	<0.0025				
12/8/2015			0.00049 (J)	<0.0025	<0.0025
12/14/2015			0.00053 (J)	<0.0025	
12/15/2015					<0.0025
12/28/2015			0.00061 (J)	<0.0025	<0.0025
1/13/2016			0.00063 (J)		
1/14/2016	<0.0025			<0.0025	<0.0025
1/16/2016		<0.0025			
1/26/2016			0.00072 (J)	<0.0025	<0.0025
4/19/2016				<0.0025	0.00017 (J)
4/20/2016	<0.0025	<0.0025	0.000633 (J)		
6/15/2016	<0.0025	<0.0025	0.00055 (J)		
6/16/2016				8.5E-05 (J)	0.00018 (J)
8/9/2016			0.00046 (J)		
8/10/2016	<0.0025	<0.0025			<0.0025
8/11/2016				<0.0025	
9/27/2016	<0.0025	<0.0025	0.00071 (J)		
9/28/2016				<0.0025	<0.0025
11/15/2016	<0.0025	<0.0025	0.00056 (J)		<0.0025
11/16/2016				<0.0025	
1/11/2017			0.0007 (J)	<0.0025	
1/12/2017	<0.0025	<0.0025			

ND substitution: RL or RL/2 if <15% NDs.

Time Series

Constituent: Cadmium (mg/L) Analysis Run 9/30/2024 1:20 PM

Plant McIntosh Client: Southern Company Data: McIntosh LF4 CCR

	GWC-11	GWC-12	GWC-17 (bg)	GWC-18 (bg)	GWC-19
1/16/2017					<0.0025
3/1/2017	<0.0025	<0.0025	0.00063 (J)	<0.0025	<0.0025
4/20/2017		<0.0025	0.00055 (J)		
4/24/2017	<0.0025				
4/25/2017				<0.0025	<0.0025
7/19/2017			0.00072 (J)		
7/20/2017		<0.0025			
7/24/2017	<0.0025				
7/25/2017				<0.0025	<0.0025
1/11/2018	<0.0025	<0.0025	0.00062 (J)		
1/12/2018				<0.0025	<0.0025
7/11/2018			0.0004 (J)	<0.0025	<0.0025
7/12/2018	<0.0025	<0.0025			
1/29/2019			0.00062 (J)		0.0002 (J)
1/30/2019	<0.0025	<0.0025		<0.0025	
3/27/2019	<0.0025	<0.0025	0.00041	<0.0025	<0.0025
9/11/2019	<0.0025	<0.0025	0.00064 (J)	<0.0025	0.00031 (J)
4/1/2020		<0.0025	0.00048 (J)	<0.0025	<0.0025
4/2/2020	<0.0025				
9/15/2020	<0.0025		0.00046 (J)	<0.0025	
9/16/2020		<0.0025			<0.0025
3/16/2021		<0.0025	0.00057 (J)		<0.0025
3/17/2021	<0.0025			<0.0025	
8/18/2021	<0.0025	<0.0025			
8/19/2021			0.00057 (J)	<0.0025	<0.0025
2/22/2022			0.00064 (J)		
2/23/2022	<0.0025	<0.0025		<0.0025	<0.0025
8/2/2022	<0.0025		0.00057 (J)	<0.0025	
8/3/2022		<0.0025			0.00016 (J)
2/7/2023		<0.0025		<0.0025	
2/8/2023	<0.0025		0.00058 (J)		0.00018 (J)
8/2/2023	<0.0025	<0.0025	0.00052 (J)	<0.0025	0.00025 (J)
2/6/2024			0.00065 (J)		
2/7/2024	<0.0025			<0.0025	0.00011 (J)
2/8/2024		<0.0025			
8/13/2024			0.00062 (J)		
8/14/2024	<0.0025	<0.0025		<0.0025	0.00015 (J)

ND substitution: RL or RL/2 if <15% NDs.

Time Series

Constituent: Cadmium (mg/L) Analysis Run 9/30/2024 1:20 PM

Plant McIntosh Client: Southern Company Data: McIntosh LF4 CCR

	GWC-20	GWC-21	GWC-23	GWC-9
8/25/2004				<0.0025
9/11/2004				<0.0025
9/26/2004				<0.0025
10/13/2004				<0.0025
7/11/2005				<0.0025
12/7/2005				<0.0025
6/22/2006				<0.0025
11/28/2006				<0.0025
7/6/2007				<0.0025
12/13/2007				<0.0025
6/20/2008				<0.0025
12/7/2008				<0.0025
7/9/2009				<0.0025
12/29/2009				<0.0025
6/22/2010				<0.0025
1/5/2011				<0.0025
7/9/2011				<0.0025
1/21/2012				<0.0025
7/11/2012				<0.0025
1/19/2013				<0.0025
7/18/2013				<0.0025
1/15/2014				<0.0025
7/10/2014				<0.0025
1/16/2015				<0.0025
6/20/2015				<0.0025
12/9/2015	<0.0025	<0.0025		
12/14/2015	0.00031 (J)	<0.0025		
12/29/2015	0.00075 (J)	<0.0025		
1/14/2016	0.00039 (J)	<0.0025		<0.0025
1/25/2016	0.00078 (J)	<0.0025		
4/19/2016				<0.0025
4/21/2016	0.00052 (J)	<0.0025		
6/15/2016				<0.0025
6/16/2016	0.00044 (J)	0.00012 (J)	<0.0025	
8/10/2016	<0.0025	<0.0025	<0.0025	<0.0025
9/27/2016	<0.0025	0.00062 (J)		<0.0025
9/28/2016			<0.0025	
11/15/2016	<0.0025	<0.0025		<0.0025
11/16/2016			<0.0025	
1/12/2017		<0.0025		
1/13/2017	0.00036 (J)			<0.0025
1/17/2017			<0.0025	
3/1/2017	<0.0025	<0.0025		<0.0025
3/2/2017			<0.0025	
4/24/2017		<0.0025		<0.0025
4/25/2017	<0.0025		<0.0025	
7/13/2017			<0.0025	
7/24/2017				<0.0025
7/25/2017	<0.0025	<0.0025	<0.0025	
1/11/2018		<0.0025		
1/12/2018	<0.0025		<0.0025	<0.0025
7/11/2018	<0.0025	<0.0025		

ND substitution: RL or RL/2 if <15% NDs.

Time Series

Constituent: Cadmium (mg/L) Analysis Run 9/30/2024 1:20 PM

Plant McIntosh Client: Southern Company Data: McIntosh LF4 CCR

	GWC-20	GWC-21	GWC-23	GWC-9
7/12/2018			<0.0025	<0.0025
1/29/2019	0.00016 (J)			
1/30/2019		0.00014 (J)	0.00015 (J)	<0.0025
3/27/2019	<0.0025	<0.0025	<0.0025	<0.0025
9/11/2019	0.00029 (J)	0.00029 (J)	0.00018 (J)	<0.0025
4/1/2020	<0.0025	<0.0025	<0.0025	<0.0025
9/15/2020	<0.0025	<0.0025	<0.0025	
9/16/2020				<0.0025
3/16/2021	<0.0025			
3/17/2021		<0.0025	<0.0025	<0.0025
8/19/2021	<0.0025	<0.0025	<0.0025	<0.0025
2/22/2022	<0.0025			
2/23/2022		<0.0025	<0.0025	<0.0025
8/3/2022	0.00016 (J)			0.00011 (J)
8/4/2022		0.00014 (J)	<0.0025	
2/8/2023	0.00011 (J)	<0.0025	0.00013 (J)	9.5E-05 (J)
8/2/2023	0.00015 (J)			<0.0025
8/3/2023		0.00011 (J)	0.0001 (J)	
2/7/2024	0.00013 (J)	0.00012 (J)	<0.0025	0.00012 (J)
8/14/2024	0.00016 (J)	0.00013 (J)	9.5E-05 (J)	0.0001 (J)

ND substitution: RL or RL/2 if <15% NDs.

Time Series

Constituent: Calcium (mg/L) Analysis Run 9/30/2024 1:20 PM

Plant McIntosh Client: Southern Company Data: McIntosh LF4 CCR

	GWA-13 (bg)	GWA-14 (bg)	GWA-15 (bg)	GWA-16 (bg)	GWA-2 (bg)
4/19/2016					0.485 (J)
4/20/2016	0.389 (J)	0.686		0.472 (J)	
4/21/2016			0.686		
6/14/2016	0.37 (J)	0.62			0.72
6/15/2016			0.61	0.42 (J)	
8/9/2016	0.14 (J)	0.39	0.21 (J)	0.19	0.24 (J)
9/26/2016					0.48
9/27/2016	0.33	0.52	0.4	0.39	
11/15/2016	0.28	0.5	0.35	0.39	0.54
1/10/2017					0.62
1/11/2017		0.47	0.34	0.36	
1/12/2017	0.37				
2/28/2017	0.26	0.47	0.37		0.91
3/1/2017				0.38	
4/19/2017					0.75
4/20/2017	0.27	0.5	0.43	0.41	
10/10/2017					0.54
10/11/2017	0.3	0.49	0.41	0.4	
1/10/2018	0.27				0.52
1/11/2018		0.51	0.41	0.43	
7/11/2018	0.32	0.47	0.53	0.45	0.5
1/29/2019	0.33	0.51	0.91	0.41	0.53
3/26/2019	0.3	0.42	0.58	0.37	
3/27/2019					0.37
9/10/2019	0.37 (J)	0.47 (J)		0.41 (J)	
9/11/2019			0.42 (J)		0.43 (J)
3/31/2020	0.42 (J)				
4/1/2020		0.49 (J)	2.3	0.43 (J)	0.47 (J)
9/15/2020	0.32 (J)	0.6	0.38 (J)	0.42 (J)	0.42 (J)
3/16/2021	0.4 (J)	0.51		0.48 (J)	0.4 (J)
3/17/2021			5.5		
8/17/2021		0.47 (J)		0.46 (J)	0.4 (J)
8/18/2021	0.51				
8/19/2021			0.49 (J)		
2/22/2022	0.35 (J)	0.52	0.92	0.43 (J)	0.42 (J)
8/2/2022	0.36 (J)	0.7	0.42 (J)	0.44 (J)	0.51
2/6/2023	0.53				
2/7/2023		0.58	1.9	0.45 (J)	0.38 (J)
8/1/2023	0.44 (J)		0.51	0.43 (J)	0.37 (J)
8/2/2023		0.5			
2/6/2024	0.47 (J)	0.57	2.4	0.5	0.38 (J)
8/13/2024	0.44 (J)	0.55	0.98	0.49 (J)	
8/15/2024					0.66

Time Series

Constituent: Calcium (mg/L) Analysis Run 9/30/2024 1:20 PM

Plant McIntosh Client: Southern Company Data: McIntosh LF4 CCR

	GWA-3 (bg)	GWA-4A (bg)	GWA-5 (bg)	GWC-1	GWC-10
4/19/2016	1.13				
4/20/2016		1.12	4.39	3.22	
4/21/2016					13.9
6/14/2016	1	1.1	2.4		
6/15/2016				3	
6/16/2016					18.9
8/9/2016	0.71		2		
8/10/2016				2.1	13
8/11/2016		1.9			
9/27/2016	0.77	3.4	2.9	2.3	14
11/14/2016	0.75	3.1			
11/15/2016			2.5	2.4	13
1/10/2017	0.73	1.5			
1/11/2017			2.5		
1/12/2017				2.5	14
2/28/2017	0.76	1.1	2.7		
3/1/2017				2.7	15
4/19/2017	0.69				
4/20/2017		0.98	2.8	2.6	
4/24/2017					14
10/10/2017		0.8			
10/11/2017	0.73		3.3	2.4	
10/12/2017					16
12/12/2017					23
1/10/2018	0.88	0.82	3.3		
1/11/2018				2.4	15
7/11/2018	0.81	1	3		
7/12/2018				1.8	27
1/29/2019	0.85	0.83	3.3		
1/30/2019				2.5	26
3/26/2019		0.53	2.8		
3/27/2019	0.73			2.4	22
9/10/2019		0.64	2.3		
9/11/2019	0.76			1.4	26
3/31/2020		0.8	2.9		
4/1/2020	0.72			1.9	21
9/15/2020	0.84		2.2	1.3	27
9/16/2020		0.43 (J)			
3/16/2021	0.75			1.6	18
3/17/2021		0.33 (J)	2.4		
8/17/2021	0.81				
8/18/2021				1.1	23
8/19/2021		0.3 (J)	2.4		
2/22/2022	0.72		2.3		
2/23/2022		0.35 (J)		1.4	22
8/2/2022	0.7		2.5		
8/3/2022		1.1		2.6	21
2/7/2023	0.66	0.46 (J)	2.1	1	
2/8/2023					22
8/1/2023		0.53	2.3		
8/2/2023	0.69			0.93	20
2/6/2024	0.61	0.47 (J)	1.9		

Time Series

Constituent: Calcium (mg/L) Analysis Run 9/30/2024 1:20 PM

Plant McIntosh Client: Southern Company Data: McIntosh LF4 CCR

	GWA-3 (bg)	GWA-4A (bg)	GWA-5 (bg)	GWC-1	GWC-10
2/7/2024				1.2	22
8/13/2024	0.75	0.45 (J)	1.8		
8/14/2024				1.4	23

Time Series

Constituent: Calcium (mg/L) Analysis Run 9/30/2024 1:20 PM

Plant McIntosh Client: Southern Company Data: McIntosh LF4 CCR

	GWC-11	GWC-12	GWC-17 (bg)	GWC-18 (bg)	GWC-19
4/19/2016				26	10.3
4/20/2016	8.94	0.69	2.48		
6/15/2016	10.6	0.69	2.2		
6/16/2016				33.2	10.4
8/9/2016			1.8		
8/10/2016	7.6	0.45			6.7
8/11/2016				18	
9/27/2016	8.7	0.61	1.9		
9/28/2016				17	6.9
11/15/2016	8.4	0.61	2.1		7.5
11/16/2016				17	
1/11/2017			2	15	
1/12/2017	8.1	0.6			
1/16/2017					8
3/1/2017	8.9	0.61	2.1	16	8.5
4/20/2017		0.65	2		
4/24/2017	8.8				
4/25/2017				17	8.2
10/11/2017	10		2.1		
10/12/2017		0.76		14	9.5
12/12/2017					9.1
12/13/2017	11			12	
1/11/2018	9.3	0.78	2.1		
1/12/2018				15	9.5
7/11/2018			2.1	12	10
7/12/2018	13	0.67			
1/29/2019			2.2		9.2
1/30/2019	11	0.68 (J)		14	
3/27/2019	13	0.62	2	11	9.2
9/11/2019	9.3	0.62	2	13	8.2
4/1/2020		0.7	2.1	11	8.7
4/2/2020	8.5				
9/15/2020	13		2	10	
9/16/2020		0.64			7.6
3/16/2021		0.62	2		7
3/17/2021	14			9.1	
8/18/2021	10	0.75			
8/19/2021			2.2	9.3	6.9
2/22/2022			2		
2/23/2022	8.1	0.64		9.1	6.3
8/2/2022	9.6		2	11	
8/3/2022		0.82			6.5
2/7/2023		0.73		15	
2/8/2023	9.6		2.4		6.4
8/2/2023	9.3	0.71	2.3	13	6
2/6/2024			2.5		
2/7/2024	9.6			16	6.1
2/8/2024		0.73			
8/13/2024			2.5		
8/14/2024	12	0.84		18	7.4

Time Series

Constituent: Calcium (mg/L) Analysis Run 9/30/2024 1:20 PM

Plant McIntosh Client: Southern Company Data: McIntosh LF4 CCR

	GWC-20	GWC-21	GWC-23	GWC-9
4/19/2016				0.431 (J)
4/21/2016	2.29	2.78		
6/15/2016				0.27 (J)
6/16/2016	2.4	2.9	15.6	
8/10/2016	1.4	0.99	10	0.13 (J)
9/27/2016	1.4	1.3		0.21 (J)
9/28/2016			8.5	
11/15/2016	1.3	1.1		0.27
11/16/2016			8.4	
1/12/2017		0.93		
1/13/2017	1.3			0.41
1/17/2017			3	
3/1/2017	1.4	1		0.25
3/2/2017			3.3	
4/24/2017		1.1		0.34
4/25/2017	1.4		2.5	
7/13/2017			2.1	
10/12/2017	1.7	1.1	1.5	0.21 (J)
1/11/2018		1		
1/12/2018	1.7		1.4	0.4
7/11/2018	1.7	1.1		
7/12/2018			1.2	0.49
1/29/2019	1.8			
1/30/2019		1 (J)	1.1 (J)	0.38 (J)
3/27/2019	1.5	1.1	1.4	0.28
9/11/2019	1.5	1	1.4	0.44 (J)
4/1/2020	1.8	1.1	1.4	0.2 (J)
9/15/2020	1.5	1.1	1.3	
9/16/2020				0.45 (J)
3/16/2021	1.4			
3/17/2021		1.1	0.99	0.51
8/19/2021	1.3	1.2	1.1	0.67
2/22/2022	1.3			
2/23/2022		1.1	0.92	1
8/3/2022	1.4			2.8
8/4/2022		1.1	0.51	
2/8/2023	1.4	1	1.2	2.9
8/2/2023	1.3			2.9
8/3/2023		1	2.7	
2/7/2024	1.4	1	1.6	3.3
8/14/2024	1.6	1.1	1.1	3.4

Time Series

Constituent: Chloride (mg/L) Analysis Run 9/30/2024 1:20 PM

Plant McIntosh Client: Southern Company Data: McIntosh LF4 CCR

	GWA-13 (bg)	GWA-14 (bg)	GWA-15 (bg)	GWA-16 (bg)	GWA-2 (bg)
4/19/2016					5.01
4/20/2016	3.49	4.55		3.92	
4/21/2016			3.99		
6/14/2016	3.4	4.3			5
6/15/2016			3.5	3.8	
8/9/2016	3.7	4.5	4	4	5.1
9/26/2016					5.1
9/27/2016	3.8	4.4	3.9	3.9	
11/15/2016	3.8	4.5	4	4	5.2
1/10/2017					4.9
1/11/2017		4.3	3.8	3.7	
1/12/2017	3.5				
2/28/2017	3.6	4	3.5		4.7
3/1/2017				3.5	
4/19/2017					4.4
4/20/2017	3.4	4	3.3	3.6	
10/10/2017					4.7
10/11/2017	3.4	4	3.5	3.5	
1/10/2018	3.4				4.6
1/11/2018		3.9	3.4	3.4	
7/11/2018	3.4	4.2	3.8	3.7	5
1/29/2019	3.6	4	3.7	3.8	5
3/26/2019	3.5	4.1	3.8	3.6	
3/27/2019					4.5
9/10/2019	3.3	4		3.7	
9/11/2019			3.7		4.8
3/31/2020	3.7				
4/1/2020		4.2	3.8	3.8	4.9
9/15/2020	3.5	4.3	3.6	3.7	4.9
3/16/2021	4	4.1		4.1	4.9
3/17/2021			4		
8/17/2021		4.3		4	5.4
8/18/2021	4.1				
8/19/2021			4.3		
2/22/2022	3.8	4	3.7	3.7	4.6
8/2/2022	3.7	4.3	3.7	3.9	4.7
2/6/2023	3.3				
2/7/2023		4	3.6	3.7	4.2
8/1/2023	3.4		3.6	3.9	4.4
8/2/2023		4			
2/6/2024	3.4	3.9	3.5	3.8	4.4
8/13/2024	3.5	4.2	3.8	4.1	
8/15/2024					4.2

Time Series

Constituent: Chloride (mg/L) Analysis Run 9/30/2024 1:20 PM

Plant McIntosh Client: Southern Company Data: McIntosh LF4 CCR

	GWA-3 (bg)	GWA-4A (bg)	GWA-5 (bg)	GWC-1	GWC-10
4/19/2016	9.4				
4/20/2016		2.93	3.69	6.68	
4/21/2016					6.41
6/14/2016	8.3	2.9	3.5		
6/15/2016				7	
6/16/2016					6
8/9/2016	8.6		3.7		
8/10/2016				7	6.8
8/11/2016		3.6			
9/27/2016	6.3	3.4	3.6	6.4	6.1
11/14/2016	6.1	4.2			
11/15/2016			3.7	6.6	6.7
1/10/2017	6.1	3.6			
1/11/2017			3.5		
1/12/2017				7.3	6.5
2/28/2017	6.2	3.3	3.3		
3/1/2017				7.5	6.3
4/19/2017	5				
4/20/2017		3.5	3.3	6.8	
4/24/2017					6.1
10/10/2017		3.9			
10/11/2017	4.1		3.2	7	
10/12/2017					6
1/10/2018	4.2	3.3	3.2		
1/11/2018				7.5	5.9
7/11/2018	4.3	3.2	3.5		
7/12/2018				7	5.1
1/29/2019	4	3.4	3.6		
1/30/2019				6.8	5.6
3/26/2019		3.7	3.6		
3/27/2019	3.5			6.8	5.3
9/10/2019		3.6	3.5		
9/11/2019	3.5			6	5.4
3/31/2020		4.9	4.1		
4/1/2020	3.7			5.9	6.9
9/15/2020	3.4		18 (o)	6.1	6.2
9/16/2020		3.5			
3/16/2021	3.6			5.8	7.2
3/17/2021		4.5	4.2		
8/17/2021	3.5				
8/18/2021				5.3	6.8
8/19/2021		3.5	4.3		
2/22/2022	3.4		3.8		
2/23/2022		3.7		5.6	6.8
8/2/2022	3.5		4		
8/3/2022		3.4		5.5	6.4
2/7/2023	3.1	3.2	3.8	4.5	
2/8/2023					5.6
8/1/2023		3.4	3.9		
8/2/2023	2.9			5.1	5.8
2/6/2024	3.3	3.5	3.9		
2/7/2024				4.1	5.2

Time Series

Constituent: Chloride (mg/L) Analysis Run 9/30/2024 1:20 PM

Plant McIntosh Client: Southern Company Data: McIntosh LF4 CCR

	GWA-3 (bg)	GWA-4A (bg)	GWA-5 (bg)	GWC-1	GWC-10
8/13/2024	2.9	3.7	4.1		
8/14/2024				4.1	5.5

Time Series

Constituent: Chloride (mg/L) Analysis Run 9/30/2024 1:20 PM

Plant McIntosh Client: Southern Company Data: McIntosh LF4 CCR

	GWC-11	GWC-12	GWC-17 (bg)	GWC-18 (bg)	GWC-19
4/19/2016				5.03	6.1
4/20/2016	4.9	3.61	4.25		
6/15/2016	4.6	3.3	4.1		
6/16/2016				4.7	5.7
8/9/2016			4.5		
8/10/2016	5.1	3.8			6.2
8/11/2016				5.3	
9/27/2016	4.9	3.7	4.4		
9/28/2016				5.1	6.9
11/15/2016	5	3.9	4.5		7.8
11/16/2016				5.2	
1/11/2017			4.2	5	
1/12/2017	4.7	3.6			
1/16/2017					8.6
3/1/2017	4.4	3.4	3.9	4.6	8.3
4/20/2017		3.5	4		
4/24/2017	4.4				
4/25/2017				4.6	8.4
10/11/2017	4.5		4.1		
10/12/2017		3.5		4.6	8.7
1/11/2018	4.3	3.4	4.1		
1/12/2018				4.5	9
7/11/2018			4.4	4.9	9.1
7/12/2018	4.3	3.7			
1/29/2019			4.5		8.2
1/30/2019	4.6	3.7		4.8	
3/27/2019	4	3.3	4.1	4.3	7.5
9/11/2019	4.4	3.5	4.3	4.5	7.7
4/1/2020		3.7	4.6	4.7	7.3
4/2/2020	4.6				
9/15/2020	4.1		4.3	4.4	
9/16/2020		3.5			6.5
3/16/2021		3.8	4.9		6.5
3/17/2021	4.6			4.7	
8/18/2021	5.2	3.9			
8/19/2021			4.8	5.1	6.7
2/22/2022			4.5		
2/23/2022	4.8	4.1		5	5.8
8/2/2022	4.6		4.7	4.6	
8/3/2022		3.9			5.9
2/7/2023		3.5		4.3	
2/8/2023	4.3		4.5		5.2
8/2/2023	4.7	3.6	4.8	4.7	5.4
2/6/2024			4.7		
2/7/2024	4.6			4.5	5.1
2/8/2024		3.6			
8/13/2024			5		
8/14/2024	5	3.9		4.9	5.2

Time Series

Constituent: Chloride (mg/L) Analysis Run 9/30/2024 1:20 PM

Plant McIntosh Client: Southern Company Data: McIntosh LF4 CCR

	GWC-20	GWC-21	GWC-23	GWC-9
4/19/2016				14.4
4/21/2016	11.6	6.08		
6/15/2016				12
6/16/2016	10	5.8	5.1	
8/10/2016	10	6.5	4.4	13
9/27/2016	8.9	6.4		12
9/28/2016			4	
11/15/2016	8.5	6.4		11
11/16/2016			4.1	
1/12/2017		6.3		
1/13/2017	8.3			11
1/17/2017			4.3	
3/1/2017	7.9	5.9		11
3/2/2017			4	
4/24/2017		5.9		9.3
4/25/2017	8.2		4.1	
7/13/2017			4.2	
10/12/2017	9.1	6.1	4.3	9.8
12/12/2017				10
1/11/2018		5.8		
1/12/2018	9		4.3	9
7/11/2018	9.9	6.4		
7/12/2018			4.9	9.4
9/13/2018	8.9			9.1
1/29/2019	8.8			
1/30/2019		6.7	7.4	9.1
3/27/2019	8.9	6.3	4.2	10
6/17/2019				9.4
9/11/2019	8.7	6.7	4.6	9.3
4/1/2020	8.6	6.5	4.9	9.7
9/15/2020	8.7	6.5	5	
9/16/2020				8.6
3/16/2021	8			
3/17/2021		6.7	5.5	9.5
8/19/2021	8.8	6.7	6	7.9
2/22/2022	7.7			
2/23/2022		7.3	5.2	9.9
8/3/2022	7.3			8.6
8/4/2022		6.7	5.5	
2/8/2023	6.8	5.9	4.9	7.4
8/2/2023	7.3			7.6
8/3/2023		6	5	
2/7/2024	7.3	5.9	4.9	7.3
8/14/2024	7.5	6.1	5	7.9

Time Series

Constituent: Chromium (mg/L) Analysis Run 9/30/2024 1:20 PM

Plant McIntosh Client: Southern Company Data: McIntosh LF4 CCR

	GWA-13 (bg)	GWA-14 (bg)	GWA-15 (bg)	GWA-16 (bg)	GWA-2 (bg)
8/25/2004					<0.0025
9/11/2004					<0.0025
9/26/2004					<0.0025
10/13/2004					<0.0025
7/11/2005					<0.0025
12/7/2005					<0.0025
6/22/2006					0.0024
11/28/2006					0.0019
7/6/2007					0.0021
12/13/2007					0.0021
6/20/2008					0.0017
12/7/2008					0.0018
7/9/2009					0.0015
12/28/2009					0.002
6/22/2010					0.0017
1/4/2011					0.002
7/9/2011					0.0027
1/21/2012					<0.0025
7/11/2012					0.0061 (O)
1/20/2013					0.002
7/19/2013					0.0021
1/15/2014					0.0029
7/11/2014					0.002
1/16/2015					0.0026
6/20/2015					0.002
12/7/2015	<0.002	<0.002	<0.002	<0.002	
12/14/2015				<0.002	
12/15/2015	<0.002	<0.002	<0.002		
12/28/2015			<0.002	<0.002	
12/29/2015	<0.002	<0.002			
1/16/2016					0.0015
1/25/2016	<0.002	<0.002	<0.002	<0.002	
4/19/2016					<0.0025
4/20/2016	<0.01 (o)	<0.002		<0.002	
4/21/2016			<0.002		
6/14/2016	0.0094 (J)	0.00086 (J)			0.0017 (J)
6/15/2016			0.0008 (J)	0.00072 (J)	
8/9/2016	<0.002	<0.002	<0.002	<0.002	0.0014 (J)
9/26/2016					0.0016 (J)
9/27/2016	<0.002	<0.002	<0.002	<0.002	
11/15/2016	<0.002	<0.002	<0.002	0.0011 (J)	0.0015 (J)
1/10/2017					0.0015 (J)
1/11/2017		<0.002	<0.002	0.0012 (J)	
1/12/2017	<0.002				
2/28/2017	0.0049	0.0047	0.0051		0.0044
3/1/2017				0.0052	
4/19/2017					0.0011 (J)
4/20/2017	0.0011 (J)	<0.002	0.0012 (J)	0.0013 (J)	
7/17/2017					0.0011 (J)
7/18/2017	<0.002				
7/19/2017		<0.002	0.0013 (J)	0.0015 (J)	
1/10/2018	<0.002				0.0014 (J)

ND substitution: RL or RL/2 if <15% NDs.

Time Series

Constituent: Chromium (mg/L) Analysis Run 9/30/2024 1:20 PM

Plant McIntosh Client: Southern Company Data: McIntosh LF4 CCR

	GWA-13 (bg)	GWA-14 (bg)	GWA-15 (bg)	GWA-16 (bg)	GWA-2 (bg)
1/11/2018		<0.002	0.0011 (J)	0.0013 (J)	
7/11/2018	<0.002	<0.002	<0.002	0.0012 (J)	0.0011 (J)
1/29/2019	0.0037 (J)	<0.002	<0.002	<0.002	<0.0025
3/26/2019	0.0014	<0.002	0.0016	0.0015	
3/27/2019					0.0016
9/10/2019	0.0052	0.004		0.004	
9/11/2019			0.0038		0.004
3/31/2020	0.0019 (J)				
4/1/2020		<0.002	0.0015 (J)	0.024	0.0017 (J)
9/15/2020	<0.002	<0.002	<0.002	0.0015 (J)	0.0015 (J)
3/16/2021	<0.002	<0.002		0.0017 (J)	0.0015 (J)
3/17/2021			<0.002		
8/17/2021		<0.002		0.0019 (J)	0.0016 (J)
8/18/2021	<0.002				
8/19/2021			<0.002		
2/22/2022	<0.002	<0.002	<0.002	0.0015 (J)	0.0018 (J)
8/2/2022	<0.002	<0.002	<0.002	<0.002	0.0015 (J)
2/6/2023	0.0025				
2/7/2023		0.0021	0.0021	0.0025	0.0028
8/1/2023	0.0018 (J)		0.0019 (J)	0.0024	0.0025
8/2/2023		0.0021			
2/6/2024	0.0021	<0.002	0.0014 (J)	0.0016 (J)	0.002
8/13/2024	0.0022	0.0028	0.0031	0.0018 (J)	
8/15/2024					0.0018 (J)

ND substitution: RL or RL/2 if <15% NDs.

Time Series

Constituent: Chromium (mg/L) Analysis Run 9/30/2024 1:20 PM

Plant McIntosh Client: Southern Company Data: McIntosh LF4 CCR

	GWA-3 (bg)	GWA-4A (bg)	GWA-5 (bg)	GWC-1	GWC-10
8/25/2004	<0.002	0.0022	0.22 (O)	<0.002	<0.0013
9/11/2004	0.0024	<0.002	<0.002	<0.002	0.0027
9/26/2004	<0.002	<0.002	<0.002	<0.002	<0.0013
10/13/2004	<0.002	<0.002	<0.002		<0.0013
7/11/2005	<0.002	<0.002	0.0023	<0.002	0.0036
12/7/2005	<0.002	<0.002	<0.002	0.0021	0.0042
6/22/2006	0.0021	<0.002	<0.002	0.002	0.0045
11/28/2006	0.0023	<0.002	<0.002	0.0024	0.0017
7/6/2007	0.0049	<0.002	<0.002	0.0034	<0.0013
12/13/2007	0.0013	<0.002	<0.002	0.0029	<0.0013
6/20/2008	0.0025	<0.002	<0.002	0.002	<0.0013
12/7/2008	0.0034	<0.002	<0.002	0.072 (O)	<0.0013
2/6/2009				0.0035	
7/9/2009	<0.002	<0.002	<0.002	0.0017	
7/10/2009					0.0021
12/28/2009	0.0021			<0.002	
12/29/2009			0.004		0.0023
12/30/2009		0.0078			
6/22/2010	0.0018	<0.002	<0.002	<0.002	0.0051
1/4/2011		0.0037	0.0027	0.0023	0.0026
1/5/2011	0.077 (O)				
7/9/2011	0.004		<0.002	0.005	
7/10/2011		<0.002			<0.0013
1/20/2012	<0.002				
1/21/2012		<0.002	<0.002	<0.002	<0.0013
7/11/2012	<0.002	0.0096	0.0038	0.0023	0.0018
1/19/2013	0.0013		0.002		
1/20/2013		0.0052		0.003	0.0014
7/18/2013	0.0022		0.0023		
7/19/2013		0.002		<0.002	0.0032
1/15/2014	0.0019		0.0012 (J)	0.002	
1/16/2014		0.0061			0.0058
7/10/2014		<0.002	0.0012 (J)		0.0034
7/11/2014	0.0014			0.0012 (J)	
1/15/2015	0.0011 (J)		<0.002		
1/16/2015		0.002		0.0011 (J)	0.0024
6/19/2015	0.0012 (J)		0.0037		
6/20/2015		0.0011 (J)		0.0028	0.0072
1/14/2016		0.0011 (J)	<0.002		
1/16/2016	0.0014			0.0013	0.0076
4/19/2016	<0.002				
4/20/2016		<0.002	<0.002	<0.002	
4/21/2016					0.00617 (J)
6/14/2016	0.00085 (J)	0.0013 (J)	0.0011 (J)		
6/15/2016				0.0011 (J)	
6/16/2016					0.007 (J)
8/9/2016	<0.002		<0.002		
8/10/2016				0.0015 (J)	0.0056
8/11/2016		<0.002			
9/27/2016	<0.002	<0.002	<0.002	0.0018 (J)	0.0057
11/14/2016	0.0011 (J)	<0.002			
11/15/2016			<0.002	0.0019 (J)	0.0062

ND substitution: RL or RL/2 if <15% NDs.

Time Series

Constituent: Chromium (mg/L) Analysis Run 9/30/2024 1:20 PM

Plant McIntosh Client: Southern Company Data: McIntosh LF4 CCR

	GWA-3 (bg)	GWA-4A (bg)	GWA-5 (bg)	GWC-1	GWC-10
1/10/2017	0.0012 (J)	<0.002			
1/11/2017			<0.002		
1/12/2017				0.0012 (J)	0.0061
1/19/2017			0.002 (J)		
1/23/2017				<0.002	
1/24/2017			<0.002		
2/28/2017	0.004	0.0048	0.0054		
3/1/2017				0.0049	0.01
4/19/2017	0.0011 (J)				
4/20/2017		<0.002	0.0013 (J)	<0.002	
4/24/2017					0.0053
7/18/2017	<0.002	<0.002	<0.002		
7/19/2017				0.0017 (J)	
7/24/2017					0.0055
1/10/2018	0.0012 (J)	<0.002	<0.002		
1/11/2018				<0.002	0.0055
7/11/2018	0.0011 (J)	<0.002	<0.002		
7/12/2018				<0.002	0.0017 (J)
1/29/2019	<0.002	<0.002	<0.002		
1/30/2019				<0.002	0.0071 (J)
3/26/2019		<0.002	<0.002		
3/27/2019	0.0014			<0.002	0.0035
9/10/2019		0.0031	0.0041		
9/11/2019	0.0034			0.0035	0.004
3/31/2020		<0.002	<0.002		
4/1/2020	<0.002			<0.002	0.0084
9/15/2020	<0.002		<0.002	<0.002	0.0018 (J)
9/16/2020		<0.002			
3/16/2021	0.0015 (J)			<0.002	0.0054
3/17/2021		<0.002	<0.002		
8/17/2021	0.0015 (J)				
8/18/2021				0.0018 (J)	0.0026
8/19/2021		<0.002	<0.002		
2/22/2022	<0.002		<0.002		
2/23/2022		<0.002		<0.002	0.0031
8/2/2022	<0.002		<0.002		
8/3/2022		<0.002		0.0015 (J)	0.0031
2/7/2023	0.0019 (J)	<0.002	0.002	0.0024	
2/8/2023					0.0038
8/1/2023		<0.002	0.0016 (J)		
8/2/2023	0.0022			0.0024	0.0051
2/6/2024	<0.002	<0.002	<0.002		
2/7/2024				0.0018 (J)	0.003
8/13/2024	0.0017 (J)	<0.002	0.0043		
8/14/2024				0.0032	0.0047

ND substitution: RL or RL/2 if <15% NDs.

Time Series

Constituent: Chromium (mg/L) Analysis Run 9/30/2024 1:20 PM

Plant McIntosh Client: Southern Company Data: McIntosh LF4 CCR

	GWC-11	GWC-12	GWC-17 (bg)	GWC-18 (bg)	GWC-19
8/25/2004	0.0033	<0.01			
9/11/2004	0.0038	<0.01			
9/26/2004	0.0031	<0.01			
10/13/2004	<0.005	<0.01			
7/11/2005	0.0039	<0.01			
12/7/2005	0.0053	<0.01			
6/22/2006	0.0069	0.002			
11/28/2006	0.0056	0.0015			
7/6/2007	0.0063	0.0021			
12/13/2007	0.0058	0.0025			
6/20/2008	0.013	0.0017			
12/7/2008	0.0048	0.0016			
7/10/2009	0.0086	0.0017			
12/28/2009		0.0018			
12/29/2009	0.0077				
6/22/2010	0.0046	0.0018			
1/4/2011		0.0039			
1/5/2011	0.0053				
7/9/2011	0.007	0.0041			
1/20/2012		<0.01			
1/21/2012	0.0073				
7/11/2012	0.01	0.0052			
1/19/2013	0.0058	0.0025			
7/18/2013		0.0035			
7/19/2013	0.005				
1/15/2014	0.0081	0.0082			
7/11/2014	0.0087	0.0048			
1/15/2015		0.0022			
1/16/2015	0.0061				
6/19/2015		0.0024			
6/20/2015	0.005				
12/8/2015			<0.01	0.0012 (J)	0.0026
12/14/2015			<0.01	0.0018	
12/15/2015					0.0017
12/28/2015			<0.01	0.0017	0.0016
1/14/2016	0.0045				
1/16/2016		0.002			
1/26/2016			<0.01	0.0013	0.0016
4/19/2016				0.00277 (J)	0.002
4/20/2016	0.00856 (J)	<0.01	<0.01		
6/15/2016	0.0061 (J)	0.0016 (J)	0.0018 (J)		
6/16/2016				0.0021 (J)	0.0016 (J)
8/9/2016			0.002 (J)		
8/10/2016	0.0052	0.0016 (J)			0.0016 (J)
8/11/2016				0.0023 (J)	
9/27/2016	0.0051	0.0019 (J)	0.0021 (J)		
9/28/2016				0.0022 (J)	<0.0025
11/15/2016	0.005	0.0017 (J)	0.002 (J)		<0.0025
11/16/2016				0.0019 (J)	
1/11/2017			0.0025	0.0025	
1/12/2017	0.0051	0.0017 (J)			
1/16/2017					0.0013 (J)

ND substitution: RL or RL/2 if <15% NDs.

Time Series

Constituent: Chromium (mg/L) Analysis Run 9/30/2024 1:20 PM

Plant McIntosh Client: Southern Company Data: McIntosh LF4 CCR

	GWC-11	GWC-12	GWC-17 (bg)	GWC-18 (bg)	GWC-19
3/1/2017	0.0088	0.0055	0.0067	0.0065	0.0056
4/20/2017		0.0016 (J)	0.0024 (J)		
4/24/2017	0.0049				
4/25/2017				0.0026	0.0019 (J)
7/19/2017			0.0025		
7/20/2017		0.0017 (J)			
7/24/2017	0.0049				
7/25/2017				0.0023 (J)	0.0013 (J)
1/11/2018	0.0044	0.0016 (J)	0.0026		
1/12/2018				0.002 (J)	0.0017 (J)
7/11/2018			0.0025	0.0022 (J)	0.0011 (J)
7/12/2018	0.0023 (J)	0.0015 (J)			
1/29/2019			0.0041 (J)		<0.0025
1/30/2019	0.006 (J)	0.0039 (J)		0.0049 (J)	
3/27/2019	0.0031	0.0019	0.0028	0.0025	0.0014
9/11/2019	0.0071	0.0036	0.0059	0.0049	0.0043
4/1/2020		0.0019 (J)	0.0032	0.0025	0.0018 (J)
4/2/2020	0.0055				
9/15/2020	0.0028		0.0027	0.0025	
9/16/2020		0.0016 (J)			0.0015 (J)
3/16/2021		0.0019 (J)	0.0031		0.0017 (J)
3/17/2021	0.0031			0.0027	
8/18/2021	0.004	0.0037			
8/19/2021			0.0027	0.0025	0.0015 (J)
2/22/2022			0.003		
2/23/2022	0.005	0.0016 (J)		0.0025	0.0016 (J)
8/2/2022	0.0046		0.0033	0.0025	
8/3/2022		0.0019 (J)			0.0017 (J)
2/7/2023		0.002		0.0043	
2/8/2023	0.0059		0.0044		0.0026
8/2/2023	0.0047	0.0023	0.0039	0.0025	0.0023
2/6/2024			0.0029		
2/7/2024	0.0058			0.0025	0.0016 (J)
2/8/2024		0.002			
8/13/2024			0.0033		
8/14/2024	0.0053	0.0021		0.0037	0.0023

ND substitution: RL or RL/2 if <15% NDs.

Time Series

Constituent: Chromium (mg/L) Analysis Run 9/30/2024 1:20 PM

Plant McIntosh Client: Southern Company Data: McIntosh LF4 CCR

	GWC-20	GWC-21	GWC-23	GWC-9
8/25/2004				<0.002
9/11/2004				<0.002
9/26/2004				<0.002
10/13/2004				<0.002
7/11/2005				<0.002
12/7/2005				<0.002
6/22/2006				<0.002
11/28/2006				<0.002
7/6/2007				0.0017
12/13/2007				0.0021
6/20/2008				0.0021
12/7/2008				0.0018
7/9/2009				0.0024
12/29/2009				0.0021
6/22/2010				<0.002
1/5/2011				0.0034
7/9/2011				0.0018
1/21/2012				<0.002
7/11/2012				0.0038
1/19/2013				0.0065 (o)
7/18/2013				0.0029
1/15/2014				<0.002
7/10/2014				<0.002
1/16/2015				<0.002
6/20/2015				<0.002
12/9/2015	<0.002	<0.002		
12/14/2015	<0.002	<0.002		
12/29/2015	<0.002	<0.002		
1/14/2016				<0.002
1/25/2016	<0.002	<0.002		
4/19/2016				<0.002
4/21/2016	<0.002	<0.002		
6/15/2016				0.00021
6/16/2016	0.0008 (J)	0.00031 (J)	0.00023 (J)	
8/10/2016	<0.002	<0.002	<0.0025	<0.002
9/27/2016	<0.002	0.35 (o)		<0.002
9/28/2016			<0.0025	
11/15/2016	<0.002	<0.002		<0.002
11/16/2016			<0.0025	
1/12/2017		<0.002		
1/13/2017	<0.002			0.0012 (J)
1/17/2017			<0.0025	
3/1/2017	0.005	0.0044		0.0043
3/2/2017			0.0017 (J)	
4/24/2017		<0.002		<0.002
4/25/2017	<0.002		<0.0025	
7/13/2017			<0.0025	
7/24/2017				<0.002
7/25/2017	<0.002	<0.002	<0.0025	
1/11/2018		<0.002		
1/12/2018	<0.002		<0.0025	<0.002
7/11/2018	<0.002	<0.002		

ND substitution: RL or RL/2 if <15% NDs.

Time Series

Constituent: Chromium (mg/L) Analysis Run 9/30/2024 1:20 PM

Plant McIntosh Client: Southern Company Data: McIntosh LF4 CCR

	GWC-20	GWC-21	GWC-23	GWC-9
7/12/2018			<0.0025	<0.002
1/29/2019	<0.002			
1/30/2019		<0.002	<0.0025	<0.002
3/27/2019	<0.002	<0.002	<0.0025	<0.002
9/11/2019	0.0034	0.0025	0.004	0.0025
4/1/2020	<0.002	<0.002	0.0022	<0.002
9/15/2020	<0.002	<0.002	0.0023	
9/16/2020				<0.002
3/16/2021	<0.002			
3/17/2021		<0.002	0.0027	<0.002
8/19/2021	0.0018 (J)	<0.002	0.0023	<0.002
2/22/2022	<0.002			
2/23/2022		<0.002	0.0028	<0.002
8/3/2022	<0.002			<0.002
8/4/2022		<0.002	0.0029	
2/8/2023	0.002	<0.002	0.0033	0.0013 (J)
8/2/2023	0.004			0.0012 (J)
8/3/2023		<0.002	0.0026	
2/7/2024	<0.002	<0.002	0.0029	<0.002
8/14/2024	0.0015 (J)	0.0013 (J)	0.0039	0.0013 (J)

ND substitution: RL or RL/2 if <15% NDs.

Time Series

Constituent: Cobalt (mg/L) Analysis Run 9/30/2024 1:20 PM

Plant McIntosh Client: Southern Company Data: McIntosh LF4 CCR

	GWA-13 (bg)	GWA-14 (bg)	GWA-15 (bg)	GWA-16 (bg)	GWA-2 (bg)
8/25/2004					<0.01
9/11/2004					<0.01
9/26/2004					<0.01
10/13/2004					<0.01
7/11/2005					<0.01
12/7/2005					<0.01
6/22/2006					<0.01
11/28/2006					<0.01
7/6/2007					<0.01
12/13/2007					<0.01
6/20/2008					<0.01
12/7/2008					<0.01
7/9/2009					<0.01
12/28/2009					<0.01
6/22/2010					<0.01
1/4/2011					<0.01
7/9/2011					<0.01
1/21/2012					<0.01
7/11/2012					0.0017
1/20/2013					<0.01
7/19/2013					<0.01
1/15/2014					0.0011 (J)
7/11/2014					0.0012 (J)
1/16/2015					0.00083 (J)
6/20/2015					0.0013
12/7/2015	0.0012 (J)	0.001 (J)	0.0011 (J)	0.0012 (J)	
12/14/2015				0.001 (J)	
12/15/2015	0.00099 (J)	0.00078 (J)	0.0011 (J)		
12/28/2015			0.0016	0.0012 (J)	
12/29/2015	0.0012 (J)	0.00094 (J)			
1/13/2016	0.0012 (J)	0.001 (J)	0.0016	0.001 (J)	
1/16/2016					0.0012 (J)
1/25/2016	0.00095 (J)	0.00085 (J)	0.0014	0.00089 (J)	
4/19/2016					<0.01
4/20/2016	<0.0025	<0.0025		<0.0025	
4/21/2016			<0.0025		
6/14/2016	0.00072 (J)	0.00048 (J)			0.001 (J)
6/15/2016			0.00047 (J)	0.00063 (J)	
8/9/2016	0.00041 (J)	0.00045 (J)	<0.0025	0.00055 (J)	0.0012 (J)
9/26/2016					0.0012 (J)
9/27/2016	0.00058 (J)	0.00046 (J)	0.00045 (J)	0.00059 (J)	
11/15/2016	0.00048 (J)	<0.0025	0.00048 (J)	0.0005 (J)	0.0013 (J)
1/10/2017					0.0011 (J)
1/11/2017		<0.0025	0.00046 (J)	0.00044 (J)	
1/12/2017	0.0014 (J)				
2/28/2017	0.00075 (J)	0.00051 (J)	0.00061 (J)		0.0014 (J)
3/1/2017				0.00066 (J)	
4/19/2017					0.0012 (J)
4/20/2017	0.0005 (J)	<0.0025	0.00042 (J)	0.00045 (J)	
7/17/2017					0.0013 (J)
7/18/2017	0.00051 (J)				
7/19/2017		<0.0025	0.00041 (J)	0.00047 (J)	

ND substitution: RL or RL/2 if <15% NDs.

Time Series

Constituent: Cobalt (mg/L) Analysis Run 9/30/2024 1:20 PM

Plant McIntosh Client: Southern Company Data: McIntosh LF4 CCR

	GWA-13 (bg)	GWA-14 (bg)	GWA-15 (bg)	GWA-16 (bg)	GWA-2 (bg)
1/10/2018	0.00049 (J)				0.0013 (J)
1/11/2018		<0.0025	0.00044 (J)	0.00043 (J)	
7/11/2018	<0.0025	<0.0025	0.0004 (J)	0.00043 (J)	0.0013 (J)
1/29/2019	0.00043 (J)	0.00029 (J)	0.00037 (J)	0.00044 (J)	0.001 (J)
3/26/2019	<0.0025	<0.0025	<0.0025	<0.0025	
3/27/2019					0.0011
9/10/2019	0.00064	0.00042 (J)		0.0005	
9/11/2019			0.00044 (J)		0.0015
3/31/2020	0.00034 (J)				
4/1/2020		0.00033 (J)	0.00036 (J)	0.00036 (J)	0.0013 (J)
9/15/2020	<0.0025	<0.0025	<0.0025	<0.0025	0.00099 (J)
3/16/2021	0.0005 (J)	0.00035 (J)		0.00047 (J)	0.0013 (J)
3/17/2021			0.0004 (J)		
8/17/2021		0.00048 (J)		0.00043 (J)	0.0015 (J)
8/18/2021	0.00058 (J)				
8/19/2021			0.0004 (J)		
2/22/2022	0.00052 (J)	0.00042 (J)	0.00051 (J)	0.00048 (J)	0.0015 (J)
8/2/2022	0.00044 (J)	0.00038 (J)	0.00042 (J)	0.00049 (J)	0.0013 (J)
2/6/2023	0.00049 (J)				
2/7/2023		0.00043 (J)	0.0004 (J)	0.00047 (J)	0.0012 (J)
8/1/2023	0.00053 (J)		0.00043 (J)	0.00055 (J)	0.0015 (J)
8/2/2023		0.00036 (J)			
2/6/2024	0.00049 (J)	0.00041 (J)	0.00046 (J)	0.00045 (J)	0.0015 (J)
8/13/2024	0.00049 (J)	0.00041 (J)	0.00051 (J)	0.00049 (J)	
8/15/2024					0.0014 (J)

ND substitution: RL or RL/2 if <15% NDs.

Time Series

Constituent: Cobalt (mg/L) Analysis Run 9/30/2024 1:20 PM

Plant McIntosh Client: Southern Company Data: McIntosh LF4 CCR

	GWA-3 (bg)	GWA-4A (bg)	GWA-5 (bg)	GWC-1	GWC-10
8/25/2004	<0.0025	<0.0025	<0.01	<0.0025	<0.0025
9/11/2004	<0.0025	<0.0025	<0.01	<0.0025	<0.0025
9/26/2004	<0.0025	<0.0025	<0.01	<0.0025	<0.0025
10/13/2004	<0.0025	<0.0025	<0.01		<0.0025
7/11/2005	<0.0025	<0.0025	<0.01	<0.0025	<0.0025
12/7/2005	<0.0025	<0.0025	<0.01	<0.0025	<0.0025
6/22/2006	<0.0025	<0.0025	<0.01	<0.0025	<0.0025
11/28/2006	<0.0025	<0.0025	<0.01	<0.0025	<0.0025
7/6/2007	<0.0025	<0.0025	<0.01	<0.0025	<0.0025
12/13/2007	<0.0025	<0.0025	<0.01	<0.0025	<0.0025
6/20/2008	<0.0025	<0.0025	<0.01	<0.0025	<0.0025
12/7/2008	<0.0025	<0.0025	<0.01	<0.0025	<0.0025
7/9/2009	<0.0025	<0.0025	<0.01	<0.0025	
7/10/2009					<0.0025
12/28/2009	<0.0025			<0.0025	
12/29/2009			0.011		<0.0025
12/30/2009		0.013			
6/22/2010	<0.0025	<0.0025	<0.01	<0.0025	<0.0025
1/4/2011		<0.0025	<0.01	<0.0025	<0.0025
1/5/2011	0.0066 (o)				
7/9/2011	<0.0025		<0.01	<0.0025	
7/10/2011		<0.0025			<0.0025
1/20/2012	<0.0025				
1/21/2012		0.0061	<0.01	<0.0025	<0.0025
7/11/2012	<0.0025	0.01	0.0072	0.0013	<0.0025
1/19/2013	<0.0025		<0.01		
1/20/2013		0.0033		0.0013	<0.0025
7/18/2013	<0.0025		<0.01		
7/19/2013		<0.0025		0.0015	<0.0025
1/15/2014	<0.0025		0.00075 (J)	0.0017	
1/16/2014		0.0027			<0.0025
7/10/2014		<0.0025	0.0007 (J)		<0.0025
7/11/2014	<0.0025			0.0018	
1/15/2015	<0.0025		0.0007 (J)		
1/16/2015		0.0077		0.0019	<0.0025
6/19/2015	<0.0025		0.0011 (J)		
6/20/2015		<0.0025		0.002	0.0006 (J)
1/14/2016		<0.0025	0.00064 (J)		
1/16/2016	<0.0025			0.0015	<0.0025
4/19/2016	<0.0025				
4/20/2016		<0.0025	<0.01	<0.0025	
4/21/2016					<0.0025
6/14/2016	0.00044 (J)	0.0004 (J)	0.0006 (J)		
6/15/2016				0.0015 (J)	
6/16/2016					1E-05 (J)
8/9/2016	0.00042 (J)		0.00062 (J)		
8/10/2016				0.0016 (J)	<0.0025
8/11/2016		0.0046			
9/27/2016	0.00042 (J)	0.001 (J)	0.00059 (J)	0.0016 (J)	<0.0025
11/14/2016	<0.0025	<0.0025			
11/15/2016			0.00064 (J)	0.0015 (J)	<0.0025
1/10/2017	<0.0025	0.00044 (J)			

ND substitution: RL or RL/2 if <15% NDs.

Time Series

Constituent: Cobalt (mg/L) Analysis Run 9/30/2024 1:20 PM

Plant McIntosh Client: Southern Company Data: McIntosh LF4 CCR

	GWA-3 (bg)	GWA-4A (bg)	GWA-5 (bg)	GWC-1	GWC-10
1/11/2017			0.00064 (J)		
1/12/2017				0.0016 (J)	<0.0025
1/19/2017			0.00046 (J)		
1/23/2017				<0.0025	
1/24/2017			0.009		
2/28/2017	0.00048 (J)	0.001 (J)	0.00078 (J)		
3/1/2017				0.0021 (J)	<0.0025
4/19/2017	<0.0025				
4/20/2017		0.00059 (J)	0.00065 (J)	0.0018 (J)	
4/24/2017					<0.0025
7/18/2017	<0.0025	0.00079 (J)	0.00069 (J)		
7/19/2017				0.0015 (J)	
7/24/2017					<0.0025
1/10/2018	<0.0025	0.0018 (J)	0.00068 (J)		
1/11/2018				0.0019 (J)	<0.0025
7/11/2018	<0.0025	0.0044	0.00071 (J)		
7/12/2018				0.0018 (J)	<0.0025
1/29/2019	0.00035 (J)	0.0033	0.00064 (J)		
1/30/2019				<0.0025	<0.0025
3/26/2019		0.0037	0.00064		
3/27/2019	<0.0025			0.0017	<0.0025
9/10/2019		0.0031	0.00074		
9/11/2019	0.00039 (J)			0.002	0.0001 (J)
3/31/2020		0.0038	0.00067 (J)		
4/1/2020	0.00024 (J)			0.0016 (J)	<0.0025
9/15/2020	<0.0025		0.0005 (J)	0.0014 (J)	<0.0025
9/16/2020		0.0014 (J)			
3/16/2021	0.00033 (J)			0.0017 (J)	<0.0025
3/17/2021		0.0014 (J)	0.00083 (J)		
8/17/2021	0.00039 (J)				
8/18/2021				0.0018 (J)	<0.0025
8/19/2021		0.0013 (J)	0.00079 (J)		
2/22/2022	0.00037 (J)		0.00076 (J)		
2/23/2022		0.0013 (J)		0.0017 (J)	<0.0025
8/2/2022	0.00031 (J)		0.00085 (J)		
8/3/2022		0.0017 (J)		0.00034 (J)	<0.0025
2/7/2023	0.00026 (J)	0.0013 (J)	0.00094 (J)	0.0016 (J)	
2/8/2023					<0.0025
8/1/2023		0.0013 (J)	0.00086 (J)		
8/2/2023	0.00032 (J)			0.0016 (J)	<0.0025
2/6/2024	0.00025 (J)	0.0014 (J)	0.00086 (J)		
2/7/2024				0.0015 (J)	<0.0025
8/13/2024	0.00031 (J)	0.0011 (J)	0.0009 (J)		
8/14/2024				0.0016 (J)	<0.0025

ND substitution: RL or RL/2 if <15% NDs.

Time Series

Constituent: Cobalt (mg/L) Analysis Run 9/30/2024 1:20 PM

Plant McIntosh Client: Southern Company Data: McIntosh LF4 CCR

	GWC-11	GWC-12	GWC-17 (bg)	GWC-18 (bg)	GWC-19
8/25/2004	<0.0025	<0.0025			
9/11/2004	<0.0025	<0.0025			
9/26/2004	<0.0025	<0.0025			
10/13/2004	<0.0025	<0.0025			
7/11/2005	<0.0025	<0.0025			
12/7/2005	<0.0025	<0.0025			
6/22/2006	<0.0025	<0.0025			
11/28/2006	<0.0025	<0.0025			
7/6/2007	<0.0025	<0.0025			
12/13/2007	<0.0025	<0.0025			
6/20/2008	<0.0025	<0.0025			
12/7/2008	<0.0025	<0.0025			
7/10/2009	<0.0025	<0.0025			
12/28/2009		<0.0025			
12/29/2009	0.0071				
6/22/2010	<0.0025	<0.0025			
1/4/2011		<0.0025			
1/5/2011	<0.0025				
7/9/2011	0.0037	0.0039			
1/20/2012		<0.0025			
1/21/2012	0.0062				
7/11/2012	0.007	0.012 (o)			
1/19/2013	<0.0025	<0.0025			
7/18/2013		<0.0025			
7/19/2013	<0.0025				
1/15/2014	0.0028	0.005			
7/11/2014	<0.0025	0.00079 (J)			
1/15/2015		0.00069 (J)			
1/16/2015	0.0048				
6/19/2015		0.0007 (J)			
6/20/2015	<0.0025				
12/8/2015			0.0018	<0.0025	0.00084 (J)
12/14/2015			0.0016	<0.0025	
12/15/2015					0.00063 (J)
12/28/2015			0.0015	<0.0025	0.00071 (J)
1/13/2016			0.0013		
1/14/2016	<0.0025			<0.0025	<0.0025
1/16/2016		0.00061 (J)			
1/26/2016			0.0012 (J)	<0.0025	<0.0025
4/19/2016				<0.0025	<0.0025
4/20/2016	<0.0025	<0.0025	<0.0025		
6/15/2016	0.00011 (J)	0.00051 (J)	0.00073 (J)		
6/16/2016				0.00017 (J)	6.7E-05 (J)
8/9/2016			0.00069 (J)		
8/10/2016	<0.0025	0.00052 (J)			<0.0025
8/11/2016				<0.0025	
9/27/2016	<0.0025	0.00077 (J)	0.00081 (J)		
9/28/2016				<0.0025	<0.0025
11/15/2016	<0.0025	0.00055 (J)	0.00071 (J)		<0.0025
11/16/2016				<0.0025	
1/11/2017			0.00062 (J)	<0.0025	
1/12/2017	<0.0025	0.0005 (J)			

ND substitution: RL or RL/2 if <15% NDs.

Time Series

Constituent: Cobalt (mg/L) Analysis Run 9/30/2024 1:20 PM

Plant McIntosh Client: Southern Company Data: McIntosh LF4 CCR

	GWC-11	GWC-12	GWC-17 (bg)	GWC-18 (bg)	GWC-19
1/16/2017					<0.0025
3/1/2017	<0.0025	0.00079 (J)	0.00081 (J)	<0.0025	<0.0025
4/20/2017		0.00056 (J)	0.00053 (J)		
4/24/2017	<0.0025				
4/25/2017				<0.0025	<0.0025
7/19/2017			0.00051 (J)		
7/20/2017		0.00051 (J)			
7/24/2017	<0.0025				
7/25/2017				<0.0025	<0.0025
1/11/2018	<0.0025	0.0006 (J)	0.00046 (J)		
1/12/2018				<0.0025	<0.0025
7/11/2018			<0.0025	<0.0025	<0.0025
7/12/2018	<0.0025	0.00056 (J)			
1/29/2019			0.00038 (J)		<0.0025
1/30/2019	<0.0025	<0.0025		<0.0025	
3/27/2019	<0.0025	0.00051	<0.0025	<0.0025	<0.0025
9/11/2019	<0.0025	0.00067	0.00034 (J)	8.2E-05 (J)	9.9E-05 (J)
4/1/2020		0.00051 (J)	0.00023 (J)	<0.0025	<0.0025
4/2/2020	<0.0025				
9/15/2020	<0.0025		<0.0025	<0.0025	
9/16/2020		0.00023 (J)			<0.0025
3/16/2021		0.00058 (J)	0.00027 (J)		<0.0025
3/17/2021	0.00016 (J)			<0.0025	
8/18/2021	<0.0025	0.00065 (J)			
8/19/2021			0.00023 (J)	<0.0025	<0.0025
2/22/2022			<0.0025		
2/23/2022	<0.0025	0.00049 (J)		<0.0025	<0.0025
8/2/2022	<0.0025		<0.0025	<0.0025	
8/3/2022		0.00068 (J)			<0.0025
2/7/2023		0.00058 (J)		<0.0025	
2/8/2023	<0.0025		<0.0025		<0.0025
8/2/2023	<0.0025	0.00055 (J)	<0.0025	<0.0025	<0.0025
2/6/2024			<0.0025		
2/7/2024	<0.0025			<0.0025	<0.0025
2/8/2024		0.00062 (J)			
8/13/2024			<0.0025		
8/14/2024	<0.0025	0.00066 (J)		<0.0025	<0.0025

ND substitution: RL or RL/2 if <15% NDs.

Time Series

Constituent: Cobalt (mg/L) Analysis Run 9/30/2024 1:20 PM

Plant McIntosh Client: Southern Company Data: McIntosh LF4 CCR

	GWC-20	GWC-21	GWC-23	GWC-9
8/25/2004				<0.0025
9/11/2004				<0.0025
9/26/2004				<0.0025
10/13/2004				<0.0025
7/11/2005				<0.0025
12/7/2005				<0.0025
6/22/2006				<0.0025
11/28/2006				<0.0025
7/6/2007				<0.0025
12/13/2007				<0.0025
6/20/2008				<0.0025
12/7/2008				<0.0025
7/9/2009				<0.0025
12/29/2009				<0.0025
6/22/2010				<0.0025
1/5/2011				<0.0025
7/9/2011				<0.0025
1/21/2012				<0.0025
7/11/2012				0.0013
1/19/2013				0.0055
7/18/2013				<0.0025
1/15/2014				0.00052 (J)
7/10/2014				0.00055 (J)
1/16/2015				<0.0025
6/20/2015				0.00052 (J)
12/9/2015	0.0055	0.0013		
12/14/2015	0.0073	0.0014		
12/29/2015	0.0076	0.0018		
1/14/2016	0.0056	0.0018		0.00051 (J)
1/25/2016	0.0061	0.0019		
4/19/2016				<0.0025
4/21/2016	0.00468 (J)	<0.0025		
6/15/2016				0.00052 (J)
6/16/2016	0.0032 (J)	0.0021 (J)	0.0019 (J)	
8/10/2016	0.0025	0.0015 (J)	0.0051	0.0006 (J)
9/27/2016	0.0023 (J)	0.015 (o)		0.00063 (J)
9/28/2016			0.0058	
11/15/2016	0.0019 (J)	0.0017 (J)		0.00053 (J)
11/16/2016			0.0063	
1/12/2017		0.0014 (J)		
1/13/2017	0.0017 (J)			0.00052 (J)
1/17/2017			0.0057	
3/1/2017	0.0021 (J)	0.0019 (J)		0.00084 (J)
3/2/2017			0.0095	
4/24/2017		0.0015 (J)		0.00055 (J)
4/25/2017	0.0016 (J)		0.0078	
7/13/2017			0.0061	
7/24/2017				0.00058 (J)
7/25/2017	0.0016 (J)	0.0014 (J)	0.0074	
1/11/2018		0.0013 (J)		
1/12/2018	0.0014 (J)		0.0072	0.00054 (J)
7/11/2018	0.0013 (J)	0.0012 (J)		

ND substitution: RL or RL/2 if <15% NDs.

Time Series

Constituent: Cobalt (mg/L) Analysis Run 9/30/2024 1:20 PM

Plant McIntosh Client: Southern Company Data: McIntosh LF4 CCR

	GWC-20	GWC-21	GWC-23	GWC-9
7/12/2018			0.0077	0.00072 (J)
1/29/2019	0.00084 (J)			
1/30/2019		<0.0025	0.0061	<0.0025
3/27/2019	0.0012	0.001	0.006	0.00051
9/11/2019	0.0014	0.0012	0.0059	0.00083
4/1/2020	0.00094 (J)	0.00088 (J)	0.0037	0.00042 (J)
9/15/2020	0.00097 (J)	0.00088 (J)	0.0032	
9/16/2020				0.00037 (J)
3/16/2021	0.0009 (J)			
3/17/2021		0.00092 (J)	0.0035	0.00092 (J)
8/19/2021	0.00088 (J)	0.00077 (J)	0.0025	0.00063 (J)
2/22/2022	0.0009 (J)			
2/23/2022		0.00079 (J)	0.0026	0.00064 (J)
8/3/2022	0.00091 (J)			0.00034 (J)
8/4/2022		0.00083 (J)	0.0016 (J)	
2/8/2023	0.00075 (J)	0.00077 (J)	0.0014 (J)	<0.0025
8/2/2023	0.00082 (J)			<0.0025
8/3/2023		0.0007 (J)	0.00045 (J)	
2/7/2024	0.00078 (J)	0.0008 (J)	0.0012 (J)	<0.0025
8/14/2024	0.00072 (J)	0.00079 (J)	0.0013 (J)	<0.0025

ND substitution: RL or RL/2 if <15% NDs.

Time Series

Constituent: Copper (mg/L) Analysis Run 9/30/2024 1:20 PM

Plant McIntosh Client: Southern Company Data: McIntosh LF4 CCR

	GWA-13 (bg)	GWA-14 (bg)	GWA-15 (bg)	GWA-16 (bg)	GWA-2 (bg)
8/25/2004					<0.002
9/11/2004					0.003
9/26/2004					<0.002
10/13/2004					<0.002
7/11/2005					<0.002
12/7/2005					<0.002
6/22/2006					<0.002
11/28/2006					<0.002
7/6/2007					<0.002
12/13/2007					<0.002
6/20/2008					<0.002
12/7/2008					<0.002
7/9/2009					<0.002
12/28/2009					<0.002
6/22/2010					<0.002
1/4/2011					<0.002
7/9/2011					<0.002
1/21/2012					<0.002
7/11/2012					<0.002
1/20/2013					<0.002
7/19/2013					<0.002
1/15/2014					<0.002
7/11/2014					<0.002
1/16/2015					<0.002
6/20/2015					<0.002
12/7/2015	<0.002	<0.002	0.00084 (J)	0.001 (J)	
12/14/2015				<0.002	
12/15/2015	<0.002	<0.002	<0.002		
12/28/2015			<0.002	<0.002	
12/29/2015	<0.002	<0.002			
1/13/2016	<0.002	<0.002	<0.002	<0.002	
1/16/2016					<0.002
1/25/2016	<0.002	0.0014 (J)	<0.002	0.00081 (J)	
6/14/2016	<0.002	<0.002			<0.002
6/15/2016			<0.002	<0.002	
1/10/2017					<0.002
1/11/2017		<0.002	<0.002	<0.002	
1/12/2017	<0.002				
7/17/2017					<0.002
7/18/2017	<0.002				
7/19/2017		<0.002	<0.002	<0.002	
1/10/2018	<0.002				<0.002
1/11/2018		<0.002	<0.002	<0.002	
7/11/2018	<0.002	<0.002	<0.002	<0.002	<0.002
1/29/2019	<0.002	<0.002	<0.002	<0.002	<0.002
3/26/2019	<0.002	<0.002	<0.002	<0.002	
3/27/2019					<0.002
9/10/2019	0.00066 (J)	0.00076 (J)		<0.002	
9/11/2019			<0.002		<0.002
3/31/2020	<0.002				
4/1/2020		<0.002	<0.002	<0.002	<0.002
9/15/2020	<0.002	<0.002	<0.002	<0.002	<0.002

ND substitution: RL or RL/2 if <15% NDs.

Time Series

Constituent: Copper (mg/L) Analysis Run 9/30/2024 1:20 PM

Plant McIntosh Client: Southern Company Data: McIntosh LF4 CCR

	GWA-13 (bg)	GWA-14 (bg)	GWA-15 (bg)	GWA-16 (bg)	GWA-2 (bg)
3/16/2021	<0.002	<0.002		<0.002	<0.002
3/17/2021			<0.002		
8/17/2021		<0.002		<0.002	<0.002
8/18/2021	<0.002				
8/19/2021			<0.002		
2/22/2022	<0.002	<0.002	<0.002	<0.002	<0.002
8/2/2022	<0.002	<0.002	<0.002	<0.002	<0.002
2/6/2023	<0.002				
2/7/2023		<0.002	<0.002	<0.002	<0.002
8/1/2023	<0.002		<0.002	<0.002	<0.002
8/2/2023		<0.002			
2/6/2024	<0.002	<0.002	<0.002	<0.002	<0.002
8/13/2024	<0.002	<0.002	<0.002	<0.002	
8/15/2024					<0.002

ND substitution: RL or RL/2 if <15% NDs.

Time Series

Constituent: Copper (mg/L) Analysis Run 9/30/2024 1:20 PM

Plant McIntosh Client: Southern Company Data: McIntosh LF4 CCR

	GWA-3 (bg)	GWA-4A (bg)	GWA-5 (bg)	GWC-1	GWC-10
8/25/2004	<0.002	0.0023	<0.002	<0.002	<0.002
9/11/2004	<0.002	<0.002	<0.002	<0.002	<0.002
9/26/2004	0.0029	<0.002	<0.002	<0.002	<0.002
10/13/2004	<0.002	<0.002	<0.002		<0.002
7/11/2005	<0.002	<0.002	<0.002	<0.002	<0.002
12/7/2005	<0.002	<0.002	<0.002	<0.002	<0.002
6/22/2006	0.0026	<0.002	<0.002	<0.002	<0.002
11/28/2006	<0.002	<0.002	<0.002	<0.002	<0.002
7/6/2007	0.0034	<0.002	<0.002	<0.002	<0.002
12/13/2007	<0.002	<0.002	<0.002	<0.002	<0.002
6/20/2008	<0.002	<0.002	<0.002	<0.002	<0.002
12/7/2008	<0.002	<0.002	<0.002	<0.002	<0.002
7/9/2009	<0.002	<0.002	<0.002	<0.002	
7/10/2009					<0.002
12/28/2009	<0.002			<0.002	
12/29/2009			<0.002		<0.002
12/30/2009		<0.002			
6/22/2010	<0.002	<0.002	<0.002	<0.002	<0.002
1/4/2011		<0.002	<0.002	<0.002	<0.002
1/5/2011	0.014 (o)				
7/9/2011	<0.002		<0.002	<0.002	
7/10/2011		<0.002			<0.002
1/20/2012	<0.002				
1/21/2012		<0.002	<0.002	<0.002	<0.002
7/11/2012	<0.002	<0.002	<0.002	<0.002	<0.002
1/19/2013	<0.002		<0.002		
1/20/2013		<0.002		<0.002	<0.002
7/18/2013	<0.002		<0.002		
7/19/2013		<0.002		<0.002	<0.002
1/15/2014	<0.002		<0.002	<0.002	
1/16/2014		<0.002			<0.002
7/10/2014		<0.002	<0.002		<0.002
7/11/2014	<0.002			<0.002	
1/15/2015	<0.002		<0.002		
1/16/2015		<0.002		<0.002	<0.002
6/19/2015	<0.002		<0.002		
6/20/2015		<0.002		<0.002	<0.002
1/14/2016		<0.002	0.00084 (J)		
1/16/2016	<0.002			<0.002	<0.002
6/14/2016	<0.002	<0.002	0.0021 (J)		
6/15/2016				<0.002	
6/16/2016					<0.002
1/10/2017	<0.002	<0.002			
1/11/2017			<0.002		
1/12/2017				<0.002	<0.002
7/18/2017	<0.002	<0.002	<0.002		
7/19/2017				<0.002	
7/24/2017					<0.002
1/10/2018	<0.002	<0.002	<0.002		
1/11/2018				<0.002	<0.002
7/11/2018	<0.002	<0.002	<0.002		
7/12/2018				<0.002	<0.002

ND substitution: RL or RL/2 if <15% NDs.

Time Series

Constituent: Copper (mg/L) Analysis Run 9/30/2024 1:20 PM

Plant McIntosh Client: Southern Company Data: McIntosh LF4 CCR

	GWA-3 (bg)	GWA-4A (bg)	GWA-5 (bg)	GWC-1	GWC-10
1/29/2019	<0.002	<0.002	<0.002		
1/30/2019				<0.002	<0.002
3/26/2019		0.0021	<0.002		
3/27/2019	<0.002			<0.002	<0.002
9/10/2019		0.0016 (J)	<0.002		
9/11/2019	0.00092 (J)			0.001 (J)	<0.002
3/31/2020		0.0051	<0.002		
4/1/2020	<0.002			<0.002	<0.002
9/15/2020	0.00095 (J)		<0.002	<0.002	<0.002
9/16/2020		0.00079 (J)			
3/16/2021	<0.002			<0.002	<0.002
3/17/2021		0.0012 (J)	<0.002		
8/17/2021	<0.002				
8/18/2021				<0.002	<0.002
8/19/2021		0.00087 (J)	<0.002		
2/22/2022	<0.002		<0.002		
2/23/2022		0.0012 (J)		<0.002	<0.002
8/2/2022	<0.002		<0.002		
8/3/2022		<0.002		<0.002	<0.002
2/7/2023	<0.002	<0.002	<0.002	<0.002	
2/8/2023					<0.002
8/1/2023		<0.002	<0.002		
8/2/2023	<0.002			<0.002	<0.002
2/6/2024	<0.002	<0.002	<0.002		
2/7/2024				<0.002	<0.002
8/13/2024	<0.002	<0.002	<0.002		
8/14/2024				<0.002	<0.002

ND substitution: RL or RL/2 if <15% NDs.

Time Series

Constituent: Copper (mg/L) Analysis Run 9/30/2024 1:20 PM

Plant McIntosh Client: Southern Company Data: McIntosh LF4 CCR

	GWC-11	GWC-12	GWC-17 (bg)	GWC-18 (bg)	GWC-19
8/25/2004	<0.002	<0.002			
9/11/2004	<0.002	<0.002			
9/26/2004	<0.002	<0.002			
10/13/2004	<0.002	<0.002			
7/11/2005	<0.002	<0.002			
12/7/2005	<0.002	<0.002			
6/22/2006	<0.002	<0.002			
11/28/2006	0.0027	<0.002			
7/6/2007	<0.002	<0.002			
12/13/2007	<0.002	<0.002			
6/20/2008	<0.002	<0.002			
12/7/2008	<0.002	<0.002			
7/10/2009	<0.002	<0.002			
12/28/2009		<0.002			
12/29/2009	<0.002				
6/22/2010	<0.002	<0.002			
1/4/2011		<0.002			
1/5/2011	<0.002				
7/9/2011	<0.002	<0.002			
1/20/2012		<0.002			
1/21/2012	<0.002				
7/11/2012	<0.002	<0.002			
1/19/2013	<0.002	<0.002			
7/18/2013		<0.002			
7/19/2013	<0.002				
1/15/2014	<0.002	<0.002			
7/11/2014	0.0014 (J)	<0.002			
1/15/2015		<0.002			
1/16/2015	<0.002				
6/19/2015		<0.002			
6/20/2015	<0.002				
12/8/2015			0.0021 (J)	<0.002	<0.002
12/14/2015			0.0018 (J)	0.00096 (J)	
12/15/2015					<0.002
12/28/2015			<0.002	<0.002	<0.002
1/13/2016			<0.002		
1/14/2016	<0.002			<0.002	<0.002
1/16/2016		<0.002			
1/26/2016			<0.002	<0.002	<0.002
6/15/2016	<0.002	<0.002	<0.002		
6/16/2016				0.00068 (J)	0.00024 (J)
1/11/2017			<0.002	<0.002	
1/12/2017	<0.002	<0.002			
1/16/2017					<0.002
7/19/2017			<0.002		
7/20/2017		<0.002			
7/24/2017	<0.002				
7/25/2017				<0.002	<0.002
1/11/2018	<0.002	<0.002	<0.002		
1/12/2018				<0.002	<0.002
7/11/2018			<0.002	<0.002	<0.002
7/12/2018	<0.002	<0.002			

ND substitution: RL or RL/2 if <15% NDs.

Time Series

Constituent: Copper (mg/L) Analysis Run 9/30/2024 1:20 PM

Plant McIntosh Client: Southern Company Data: McIntosh LF4 CCR

	GWC-11	GWC-12	GWC-17 (bg)	GWC-18 (bg)	GWC-19
1/29/2019			<0.002		<0.002
1/30/2019	<0.002	<0.002		0.0021 (J)	
3/27/2019	<0.002	<0.002	<0.002	<0.002	<0.002
9/11/2019	<0.002	0.00069 (J)	0.0012 (J)	0.0011 (J)	0.00085 (J)
4/1/2020		<0.002	<0.002	<0.002	<0.002
4/2/2020	0.0013 (J)				
9/15/2020	<0.002		<0.002	<0.002	
9/16/2020		<0.002			<0.002
3/16/2021		<0.002	<0.002		<0.002
3/17/2021	0.0019 (J)			0.001 (J)	
8/18/2021	<0.002	0.00096 (J)			
8/19/2021			<0.002	0.00089 (J)	<0.002
2/22/2022			<0.002		
2/23/2022	<0.002	<0.002		<0.002	<0.002
8/2/2022	<0.002		<0.002	<0.002	
8/3/2022		<0.002			<0.002
2/7/2023		<0.002		<0.002	
2/8/2023	<0.002		<0.002		<0.002
8/2/2023	<0.002	<0.002	<0.002	0.0013 (J)	<0.002
2/6/2024			<0.002		
2/7/2024	<0.002			<0.002	<0.002
2/8/2024		<0.002			
8/13/2024			<0.002		
8/14/2024	<0.002	<0.002		<0.002	<0.002

ND substitution: RL or RL/2 if <15% NDs.

Time Series

Constituent: Copper (mg/L) Analysis Run 9/30/2024 1:20 PM

Plant McIntosh Client: Southern Company Data: McIntosh LF4 CCR

	GWC-20	GWC-21	GWC-23	GWC-9
8/25/2004				<0.002
9/11/2004				<0.002
9/26/2004				0.0021
10/13/2004				<0.002
7/11/2005				<0.002
12/7/2005				<0.002
6/22/2006				<0.002
11/28/2006				<0.002
7/6/2007				<0.002
12/13/2007				<0.002
6/20/2008				<0.002
12/7/2008				<0.002
7/9/2009				<0.002
12/29/2009				<0.002
6/22/2010				<0.002
1/5/2011				<0.002
7/9/2011				<0.002
1/21/2012				<0.002
7/11/2012				<0.002
1/19/2013				<0.002
7/18/2013				<0.002
1/15/2014				<0.002
7/10/2014				<0.002
1/16/2015				<0.002
6/20/2015				<0.002
12/9/2015	<0.002	<0.002		
12/14/2015	<0.002	<0.002		
12/29/2015	<0.002	0.00082 (J)		
1/14/2016	<0.002	0.0064 (o)		<0.002
1/25/2016	<0.002	<0.002		
6/15/2016				<0.002
6/16/2016	0.00032 (J)	0.00042 (J)	0.0011 (J)	
1/12/2017		<0.002		
1/13/2017	<0.002			<0.002
1/17/2017			<0.002	
7/24/2017				<0.002
7/25/2017	<0.002	<0.002	<0.002	
1/11/2018		<0.002		
1/12/2018	<0.002		<0.002	<0.002
7/11/2018	<0.002	<0.002		
7/12/2018			<0.002	<0.002
1/29/2019	<0.002			
1/30/2019		<0.002	<0.002	0.002 (J)
3/27/2019	<0.002	<0.002	<0.002	<0.002
9/11/2019	0.0012 (J)	0.00066 (J)	0.00092 (J)	0.00092 (J)
4/1/2020	<0.002	<0.002	<0.002	<0.002
9/15/2020	<0.002	<0.002	<0.002	
9/16/2020				<0.002
3/16/2021	<0.002			
3/17/2021		<0.002	<0.002	<0.002
8/19/2021	<0.002	<0.002	0.0013 (J)	<0.002
2/22/2022	<0.002			

ND substitution: RL or RL/2 if <15% NDs.

Time Series

Constituent: Copper (mg/L) Analysis Run 9/30/2024 1:20 PM

Plant McIntosh Client: Southern Company Data: McIntosh LF4 CCR

	GWC-20	GWC-21	GWC-23	GWC-9
2/23/2022		<0.002	<0.002	<0.002
8/3/2022	<0.002			<0.002
8/4/2022		<0.002	<0.002	
2/8/2023	<0.002	<0.002	<0.002	<0.002
8/2/2023	<0.002			<0.002
8/3/2023		<0.002	<0.002	
2/7/2024	<0.002	<0.002	<0.002	<0.002
8/14/2024	<0.002	<0.002	<0.002	<0.002

ND substitution: RL or RL/2 if <15% NDs.

Time Series

Constituent: Fluoride (mg/L) Analysis Run 9/30/2024 1:20 PM

Plant McIntosh Client: Southern Company Data: McIntosh LF4 CCR

	GWA-13 (bg)	GWA-14 (bg)	GWA-15 (bg)	GWA-16 (bg)	GWA-2 (bg)
4/19/2016					0.03 (J)
4/20/2016	0.018 (J)	0.021 (J)		0.022 (J)	
4/21/2016			0.019 (J)		
6/14/2016	<0.1	<0.1			0.02 (J)
6/15/2016			<0.1	<0.1	
8/9/2016	<0.1	<0.1	<0.1	<0.1	<0.1
9/26/2016					<0.1
9/27/2016	<0.1	<0.1	<0.1	<0.1	
11/15/2016	<0.1	<0.1	<0.1	<0.1	<0.1
1/10/2017					<0.1
1/11/2017		<0.1	<0.1	<0.1	
1/12/2017	<0.1				
2/28/2017	<0.1	<0.1	<0.1		<0.1
3/1/2017				<0.1	
4/19/2017					<0.1
4/20/2017	<0.1	<0.1	<0.1	<0.1	
10/10/2017					<0.1
10/11/2017	<0.1	<0.1	<0.1	<0.1	
1/10/2018	<0.1				<0.1
1/11/2018		<0.1	<0.1	<0.1	
7/11/2018	<0.1	<0.1	<0.1	<0.1	<0.1
1/29/2019	<0.1	<0.1	<0.1	<0.1	<0.1
3/26/2019	<0.1	<0.1	<0.1	<0.1	
3/27/2019					<0.1
9/10/2019	0.034 (J)	0.032 (J)		0.035 (J)	
9/11/2019			0.032 (J)		0.037 (J)
3/31/2020	0.046 (J)				
4/1/2020		0.048 (J)	0.05 (J)	<0.1	<0.1
9/15/2020	<0.1	<0.1	<0.1	<0.1	0.029 (J)
3/16/2021	<0.1	<0.1		<0.1	0.033 (J)
3/17/2021			<0.1		
8/17/2021		0.045 (J)		0.072 (J)	0.073 (J)
8/18/2021	<0.1				
8/19/2021			0.035 (J)		
2/22/2022	<0.1	<0.1	<0.1	<0.1	<0.1
8/2/2022	<0.1	<0.1	<0.1	<0.1	<0.1
2/6/2023	<0.1				
2/7/2023		<0.1	<0.1	<0.1	0.048 (J)
8/1/2023	<0.1		<0.1	<0.1	0.04 (J)
8/2/2023		<0.1			
2/6/2024	0.041 (J)	<0.1	<0.1	<0.1	0.083 (J)
8/13/2024	<0.1	<0.1	<0.1	<0.1	
8/15/2024					<0.1

ND substitution: RL or RL/2 if <15% NDs.

Time Series

Constituent: Fluoride (mg/L) Analysis Run 9/30/2024 1:20 PM

Plant McIntosh Client: Southern Company Data: McIntosh LF4 CCR

	GWA-3 (bg)	GWA-4A (bg)	GWA-5 (bg)	GWC-1	GWC-10
4/19/2016	0.022 (J)				
4/20/2016		0.028 (J)	0.032 (J)	0.04 (J)	
4/21/2016					0.217 (J)
6/14/2016	<0.1	<0.1	<0.1		
6/15/2016				<0.1	
6/16/2016					0.13 (J)
8/9/2016	<0.1		<0.1		
8/10/2016				<0.1	0.21
8/11/2016		<0.1			
9/27/2016	<0.1	<0.1	<0.1	<0.1	0.17 (J)
11/14/2016	<0.1	<0.1			
11/15/2016			<0.1	<0.1	0.22
1/10/2017	<0.1	<0.1			
1/11/2017			<0.1		
1/12/2017				<0.1	0.12 (J)
2/28/2017	<0.1	<0.1	<0.1		
3/1/2017				<0.1	<0.1
4/19/2017	<0.1				
4/20/2017		<0.1	<0.1	<0.1	
4/24/2017					0.18 (J)
10/10/2017		<0.1			
10/11/2017	<0.1		<0.1	<0.1	
10/12/2017					0.18 (J)
1/10/2018	<0.1	<0.1	<0.1		
1/11/2018				<0.1	0.15 (J)
7/11/2018	<0.1	<0.1	<0.1		
7/12/2018				<0.1	0.13 (J)
1/29/2019	<0.1	<0.1	<0.1		
1/30/2019				<0.1	0.23 (J)
3/26/2019		<0.1	0.028		
3/27/2019	<0.1			0.029	0.12
9/10/2019		0.044 (J)	0.037 (J)		
9/11/2019	0.033 (J)			0.036 (J)	0.1
3/31/2020		0.043 (J)	0.061 (J)		
4/1/2020	<0.1			<0.1	0.26
9/15/2020	<0.1		<0.1	<0.1	0.11
9/16/2020		<0.1			
3/16/2021	<0.1			<0.1	0.18
3/17/2021		<0.1	0.026 (J)		
8/17/2021	0.043 (J)				
8/18/2021				<0.1	0.081 (J)
8/19/2021		<0.1	0.035 (J)		
2/22/2022	<0.1		<0.1		
2/23/2022		<0.1		<0.1	0.13
8/2/2022	<0.1		<0.1		
8/3/2022		<0.1		<0.1	0.098 (J)
2/7/2023	<0.1	<0.1	<0.1	<0.1	
2/8/2023					0.1
8/1/2023		<0.1	<0.1		
8/2/2023	<0.1			<0.1	0.13
2/6/2024	0.046 (J)	0.042 (J)	0.04 (J)		
2/7/2024				0.042 (J)	0.13

ND substitution: RL or RL/2 if <15% NDs.

Time Series

Constituent: Fluoride (mg/L) Analysis Run 9/30/2024 1:20 PM

Plant McIntosh Client: Southern Company Data: McIntosh LF4 CCR

	GWA-3 (bg)	GWA-4A (bg)	GWA-5 (bg)	GWC-1	GWC-10
8/13/2024	<0.1	<0.1	<0.1		
8/14/2024				<0.1	<0.1

ND substitution: RL or RL/2 if <15% NDs.

Time Series

Constituent: Fluoride (mg/L) Analysis Run 9/30/2024 1:20 PM

Plant McIntosh Client: Southern Company Data: McIntosh LF4 CCR

	GWC-11	GWC-12	GWC-17 (bg)	GWC-18 (bg)	GWC-19
4/19/2016				0.706	0.122 (J)
4/20/2016	0.383	0.026 (J)	0.147 (J)		
6/15/2016	0.28 (J)	<0.1	0.1 (J)		
6/16/2016				0.56	0.08 (J)
8/9/2016			0.16 (J)		
8/10/2016	0.42	<0.1			0.14 (J)
8/11/2016				0.74	
9/27/2016	0.39	<0.1	0.14 (J)		
9/28/2016				0.7	0.11 (J)
11/15/2016	0.43	<0.1	0.16 (J)		0.13 (J)
11/16/2016				0.71	
1/11/2017			0.16 (J)	0.51	
1/12/2017	0.41	<0.1			
1/16/2017					0.11 (J)
3/1/2017	<0.39	<0.1	<0.22	0.61	<0.1
4/20/2017		<0.1	0.12 (J)		
4/24/2017	0.37				
4/25/2017				0.65	0.087 (J)
10/11/2017	0.39		0.11 (J)		
10/12/2017		<0.1		0.6	0.087 (J)
12/13/2017	0.48			0.61	
1/11/2018	0.31	<0.1	0.12 (J)		
1/12/2018				0.55	0.083 (J)
7/11/2018			0.13 (J)	0.59	0.091 (J)
7/12/2018	0.25	<0.1			
1/29/2019			0.13 (J)		0.074 (J)
1/30/2019	0.35	<0.1		0.65	
3/27/2019	0.24	<0.1	0.1	0.49	0.072
9/11/2019	0.26	0.036 (J)	0.099 (J)	0.47	0.08 (J)
4/1/2020		<0.1	0.15	0.59	0.11
4/2/2020	0.26				
9/15/2020	0.21		0.099 (J)	0.49	
9/16/2020		<0.1			0.076 (J)
3/16/2021		<0.1	0.13		0.092 (J)
3/17/2021	0.28			0.54	
8/18/2021	0.35	<0.1			
8/19/2021			0.15	0.62	0.11
2/22/2022			0.062 (J)		
2/23/2022	0.36	0.043 (J)		0.66	0.11
8/2/2022	0.28		0.12	0.54	
8/3/2022		<0.1			0.096 (J)
2/7/2023		<0.1		0.53	
2/8/2023	0.31		0.13		0.1
8/2/2023	0.3	<0.1	0.17	0.54	0.13
2/6/2024			0.15		
2/7/2024	0.31			0.53	0.11
2/8/2024		<0.1			
8/13/2024			0.063 (J)		
8/14/2024	0.18	<0.1		0.43	<0.1

ND substitution: RL or RL/2 if <15% NDs.

Time Series

Constituent: Fluoride (mg/L) Analysis Run 9/30/2024 1:20 PM

Plant McIntosh Client: Southern Company Data: McIntosh LF4 CCR

	GWC-20	GWC-21	GWC-23	GWC-9
4/19/2016				0.02 (J)
4/21/2016	0.06 (J)	0.022 (J)		
6/15/2016				<0.1
6/16/2016	<0.1	<0.1	0.04 (J)	
8/10/2016	<0.1	<0.1	<0.1	<0.1
9/27/2016	<0.1	<0.1		<0.1
9/28/2016			0.097 (J)	
11/15/2016	<0.1	<0.1		<0.1
11/16/2016			0.092 (J)	
1/12/2017		<0.1		
1/13/2017	0.083 (J)			<0.1
1/17/2017			<0.1	
3/1/2017	<0.1	<0.1		<0.1
3/2/2017			<0.1	
4/24/2017		<0.1		<0.1
4/25/2017	<0.1		<0.1	
7/13/2017			<0.1	
10/12/2017	<0.1	<0.1	<0.1	<0.1
1/11/2018		<0.1		
1/12/2018	<0.1		<0.1	<0.1
7/11/2018	<0.1	<0.1		
7/12/2018			<0.1	<0.1
1/29/2019	0.031 (J)			
1/30/2019		<0.1	<0.1	<0.1
3/27/2019	0.034	<0.1	0.027	<0.1
9/11/2019	0.045 (J)	0.032 (J)	0.041 (J)	0.034 (J)
4/1/2020	0.082 (J)	0.04 (J)	0.05 (J)	0.051 (J)
9/15/2020	0.032 (J)	<0.1	0.028 (J)	
9/16/2020				<0.1
3/16/2021	0.04 (J)			
3/17/2021		<0.1	<0.1	0.035 (J)
8/19/2021	0.044 (J)	<0.1	<0.1	0.064 (J)
2/22/2022	0.033 (J)			
2/23/2022		0.037 (J)	0.03 (J)	0.049 (J)
8/3/2022	0.052 (J)			0.059 (J)
8/4/2022		<0.1	<0.1	
2/8/2023	0.052 (J)	<0.1	<0.1	0.061 (J)
8/2/2023	0.05 (J)			0.086 (J)
8/3/2023		<0.1	0.063 (J)	
2/7/2024	0.056 (J)	<0.1	<0.1	0.073 (J)
8/14/2024	<0.1	<0.1	<0.1	<0.1

ND substitution: RL or RL/2 if <15% NDs.

Time Series

Constituent: Lead (mg/L) Analysis Run 9/30/2024 1:20 PM

Plant McIntosh Client: Southern Company Data: McIntosh LF4 CCR

	GWA-13 (bg)	GWA-14 (bg)	GWA-15 (bg)	GWA-16 (bg)	GWA-2 (bg)
8/25/2004					<0.001
9/11/2004					<0.001
9/26/2004					<0.001
10/13/2004					<0.001
7/11/2005					<0.001
12/7/2005					<0.001
6/22/2006					<0.001
11/28/2006					<0.001
7/6/2007					<0.001
12/13/2007					<0.001
6/20/2008					<0.001
12/7/2008					<0.001
7/9/2009					<0.001
12/28/2009					<0.001
6/22/2010					<0.001
1/4/2011					<0.001
7/9/2011					<0.001
1/21/2012					<0.001
7/11/2012					<0.001
1/20/2013					<0.001
7/19/2013					<0.001
1/15/2014					<0.001
7/11/2014					<0.001
1/16/2015					<0.001
6/20/2015					<0.001
12/7/2015	<0.001	<0.001	<0.001	<0.001	
12/14/2015				<0.001	
12/15/2015	<0.001	<0.001	<0.001		
12/28/2015			<0.001	<0.001	
12/29/2015	<0.001	<0.001			
1/13/2016	<0.001	<0.001	<0.001	<0.001	
1/16/2016					<0.001
1/25/2016	<0.001	<0.001	<0.001	<0.001	
4/19/2016					<0.001
4/20/2016	<0.001	<0.001		<0.001	
4/21/2016			<0.001		
6/14/2016	<0.001	<0.001			<0.001
6/15/2016			<0.001	<0.001	
8/9/2016	<0.001	<0.001	<0.001	<0.001	<0.001
9/26/2016					<0.001
9/27/2016	<0.001	<0.001	<0.001	<0.001	
11/15/2016	<0.001	<0.001	<0.001	<0.001	<0.001
1/10/2017					<0.001
1/11/2017		<0.001	<0.001	<0.001	
1/12/2017	<0.001				
2/28/2017	<0.001	<0.001	<0.001		<0.001
3/1/2017				<0.001	
4/19/2017					<0.001
4/20/2017	<0.001	<0.001	<0.001	<0.001	
7/17/2017					<0.001
7/18/2017	<0.001				
7/19/2017		<0.001	<0.001	<0.001	

ND substitution: RL or RL/2 if <15% NDs.

Time Series

Constituent: Lead (mg/L) Analysis Run 9/30/2024 1:20 PM

Plant McIntosh Client: Southern Company Data: McIntosh LF4 CCR

	GWA-13 (bg)	GWA-14 (bg)	GWA-15 (bg)	GWA-16 (bg)	GWA-2 (bg)
1/10/2018	<0.001				<0.001
1/11/2018		<0.001	<0.001	<0.001	
7/11/2018	<0.001	<0.001	<0.001	<0.001	<0.001
1/29/2019	<0.001	<0.001	<0.001	<0.001	<0.001
3/26/2019	<0.001	<0.001	<0.001	<0.001	
3/27/2019					<0.001
9/10/2019	0.00058 (J)	0.00013 (J)		0.00013 (J)	
9/11/2019			<0.001		<0.001
3/31/2020	<0.001				
4/1/2020		<0.001	<0.001	<0.001	<0.001
9/15/2020	<0.001	<0.001	<0.001	0.00024 (J)	<0.001
3/16/2021	<0.001	<0.001		<0.001	<0.001
3/17/2021			<0.001		
8/17/2021		0.00021 (J)		<0.001	0.00081 (J)
8/18/2021	<0.001				
8/19/2021			<0.001		
2/22/2022	<0.001	<0.001	<0.001	<0.001	0.0054
8/2/2022	<0.001	<0.001	<0.001	<0.001	0.00043 (J)
2/6/2023	<0.001				
2/7/2023		<0.001	<0.001	<0.001	0.0015
8/1/2023	<0.001		<0.001	<0.001	0.00088 (J)
8/2/2023		<0.001			
2/6/2024	<0.001	<0.001	<0.001	0.00024 (J)	0.0022
8/13/2024	<0.001	<0.001	<0.001	<0.001	
8/15/2024					0.0007 (J)

Time Series

Constituent: Lead (mg/L) Analysis Run 9/30/2024 1:20 PM

Plant McIntosh Client: Southern Company Data: McIntosh LF4 CCR

	GWA-3 (bg)	GWA-4A (bg)	GWA-5 (bg)	GWC-1	GWC-10
8/25/2004	<0.001	<0.001	<0.001	<0.001	<0.001
9/11/2004	<0.001	<0.001	<0.001	<0.001	<0.001
9/26/2004	<0.001	<0.001	<0.001	<0.001	<0.001
10/13/2004	<0.001	<0.001	<0.001		<0.001
7/11/2005	<0.001	<0.001	<0.001	<0.001	<0.001
12/7/2005	<0.001	<0.001	<0.001	<0.001	<0.001
6/22/2006	<0.001	<0.001	<0.001	<0.001	<0.001
11/28/2006	<0.001	<0.001	<0.001	<0.001	<0.001
7/6/2007	<0.001	<0.001	<0.001	<0.001	<0.001
12/13/2007	<0.001	<0.001	<0.001	<0.001	<0.001
6/20/2008	<0.001	<0.001	<0.001	<0.001	<0.001
12/7/2008	<0.001	<0.001	<0.001	<0.001	<0.001
7/9/2009	<0.001	<0.001	<0.001	<0.001	
7/10/2009					<0.001
12/28/2009	<0.001			<0.001	
12/29/2009			<0.001		<0.001
12/30/2009		<0.001			
6/22/2010	<0.001	<0.001	<0.001	<0.001	<0.001
1/4/2011		<0.001	<0.001	<0.001	<0.001
1/5/2011	0.014 (o)				
7/9/2011	<0.001		<0.001	<0.001	
7/10/2011		<0.001			<0.001
1/20/2012	<0.001				
1/21/2012		<0.001	<0.001	<0.001	<0.001
7/11/2012	<0.001	<0.001	<0.001	<0.001	<0.001
1/19/2013	<0.001		<0.001		
1/20/2013		<0.001		<0.001	<0.001
7/18/2013	<0.001		<0.001		
7/19/2013		<0.001		<0.001	<0.001
1/15/2014	<0.001		<0.001	<0.001	
1/16/2014		<0.001			<0.001
7/10/2014		<0.001	<0.001		<0.001
7/11/2014	<0.001			<0.001	
1/15/2015	<0.001		<0.001		
1/16/2015		<0.001		<0.001	<0.001
6/19/2015	<0.001		<0.001		
6/20/2015		<0.001		<0.001	<0.001
1/14/2016		<0.001	<0.001		
1/16/2016	<0.001			<0.001	<0.001
4/19/2016	<0.001				
4/20/2016		<0.001	<0.001	<0.001	
4/21/2016					<0.001
6/14/2016	<0.001	<0.001	0.00019 (J)		
6/15/2016				<0.001	
6/16/2016					<0.001
8/9/2016	<0.001		<0.001		
8/10/2016				<0.001	<0.001
8/11/2016		<0.001			
9/27/2016	<0.001	<0.001	<0.001	<0.001	<0.001
11/14/2016	<0.001	<0.001			
11/15/2016			<0.001	<0.001	<0.001
1/10/2017	<0.001	<0.001			

ND substitution: RL or RL/2 if <15% NDs.

Time Series

Constituent: Lead (mg/L) Analysis Run 9/30/2024 1:20 PM

Plant McIntosh Client: Southern Company Data: McIntosh LF4 CCR

	GWA-3 (bg)	GWA-4A (bg)	GWA-5 (bg)	GWC-1	GWC-10
1/11/2017			<0.001		
1/12/2017				<0.001	<0.001
1/19/2017			0.001 (J)		
1/23/2017				<0.001	
1/24/2017			<0.001		
2/28/2017	<0.001	<0.001	<0.001		
3/1/2017				<0.001	<0.001
4/19/2017	<0.001				
4/20/2017		<0.001	0.00041 (J)	<0.001	
4/24/2017					<0.001
7/18/2017	<0.001	<0.001	<0.001		
7/19/2017				<0.001	
7/24/2017					<0.001
1/10/2018	<0.001	<0.001	<0.001		
1/11/2018				<0.001	<0.001
7/11/2018	<0.001	<0.001	<0.001		
7/12/2018				<0.001	<0.001
1/29/2019	<0.001	<0.001	<0.001		
1/30/2019				<0.001	<0.001
3/26/2019		<0.001	<0.001		
3/27/2019	<0.001			<0.001	<0.001
9/10/2019		0.00051 (J)	0.00074 (J)		
9/11/2019	<0.001			<0.001	<0.001
3/31/2020		0.00024 (J)	<0.001		
4/1/2020	<0.001			<0.001	<0.001
9/15/2020	<0.001		<0.001	<0.001	<0.001
9/16/2020		<0.001			
3/16/2021	<0.001			<0.001	<0.001
3/17/2021		<0.001	<0.001		
8/17/2021	<0.001				
8/18/2021				<0.001	<0.001
8/19/2021		<0.001	<0.001		
2/22/2022	<0.001		<0.001		
2/23/2022		0.00019 (J)		<0.001	<0.001
8/2/2022	0.015		<0.001		
8/3/2022		0.0037		<0.001	<0.001
2/7/2023	<0.001	<0.001	<0.001	<0.001	
2/8/2023					<0.001
8/1/2023		<0.001	<0.001		
8/2/2023	<0.001			<0.001	<0.001
2/6/2024	<0.001	<0.001	<0.001		
2/7/2024				<0.001	<0.001
8/13/2024	<0.001	<0.001	<0.001		
8/14/2024				<0.001	<0.001

ND substitution: RL or RL/2 if <15% NDs.

Time Series

Constituent: Lead (mg/L) Analysis Run 9/30/2024 1:20 PM

Plant McIntosh Client: Southern Company Data: McIntosh LF4 CCR

	GWC-11	GWC-12	GWC-17 (bg)	GWC-18 (bg)	GWC-19
8/25/2004	<0.001	<0.001			
9/11/2004	<0.001	<0.001			
9/26/2004	<0.001	<0.001			
10/13/2004	<0.001	<0.001			
7/11/2005	<0.001	<0.001			
12/7/2005	<0.001	<0.001			
6/22/2006	<0.001	<0.001			
11/28/2006	<0.001	<0.001			
7/6/2007	<0.001	<0.001			
12/13/2007	<0.001	<0.001			
6/20/2008	<0.001	<0.001			
12/7/2008	<0.001	<0.001			
7/10/2009	<0.001	<0.001			
12/28/2009		<0.001			
12/29/2009	<0.001				
6/22/2010	<0.001	<0.001			
1/4/2011		<0.001			
1/5/2011	<0.001				
7/9/2011	<0.001	<0.001			
1/20/2012		<0.001			
1/21/2012	<0.001				
7/11/2012	<0.001	<0.001			
1/19/2013	<0.001	<0.001			
7/18/2013		<0.001			
7/19/2013	<0.001				
1/15/2014	<0.001	<0.001			
7/11/2014	<0.001	<0.001			
1/15/2015		<0.001			
1/16/2015	<0.001				
6/19/2015		<0.001			
6/20/2015	<0.001				
12/8/2015			<0.001	<0.001	<0.001
12/14/2015			<0.001	<0.001	
12/15/2015					<0.001
12/28/2015			<0.001	<0.001	<0.001
1/13/2016			<0.001		
1/14/2016	<0.001			<0.001	<0.001
1/16/2016		<0.001			
1/26/2016			<0.001	<0.001	<0.001
4/19/2016				<0.001	<0.001
4/20/2016	<0.001	<0.001	<0.001		
6/15/2016	0.0002 (J)	<0.001	<0.001		
6/16/2016				0.00015 (J)	<0.001
8/9/2016			<0.001		
8/10/2016	<0.001	<0.001			<0.001
8/11/2016				<0.001	
9/27/2016	<0.001	<0.001	<0.001		
9/28/2016				<0.001	<0.001
11/15/2016	<0.001	<0.001	<0.001		<0.001
11/16/2016				<0.001	
1/11/2017			<0.001	<0.001	
1/12/2017	<0.001	<0.001			

ND substitution: RL or RL/2 if <15% NDs.

Time Series

Constituent: Lead (mg/L) Analysis Run 9/30/2024 1:20 PM

Plant McIntosh Client: Southern Company Data: McIntosh LF4 CCR

	GWC-11	GWC-12	GWC-17 (bg)	GWC-18 (bg)	GWC-19
1/16/2017					<0.001
3/1/2017	<0.001	<0.001	<0.001	<0.001	<0.001
4/20/2017		<0.001	<0.001		
4/24/2017	0.00037 (J)				
4/25/2017				<0.001	<0.001
7/19/2017			<0.001		
7/20/2017		<0.001			
7/24/2017	<0.001				
7/25/2017				<0.001	<0.001
1/11/2018	<0.001	<0.001	<0.001		
1/12/2018				<0.001	<0.001
7/11/2018			<0.001	<0.001	<0.001
7/12/2018	<0.001	<0.001			
1/29/2019			<0.001		<0.001
1/30/2019	<0.001	<0.001		0.00067 (J)	
3/27/2019	<0.001	<0.001	<0.001	<0.001	<0.001
9/11/2019	<0.001	<0.001	<0.001	0.00017 (J)	<0.001
4/1/2020		<0.001	<0.001	<0.001	<0.001
4/2/2020	0.00025 (J)				
9/15/2020	<0.001		<0.001	<0.001	
9/16/2020		<0.001			<0.001
3/16/2021		<0.001	<0.001		<0.001
3/17/2021	0.00031 (J)			0.00015 (J)	
8/18/2021	<0.001	<0.001			
8/19/2021			<0.001	0.00037 (J)	<0.001
2/22/2022			<0.001		
2/23/2022	0.00017 (J)	<0.001		0.00026 (J)	<0.001
8/2/2022	<0.001		<0.001	0.00029 (J)	
8/3/2022		<0.001			<0.001
2/7/2023		<0.001		0.00035 (J)	
2/8/2023	<0.001		<0.001		<0.001
8/2/2023	<0.001	<0.001	<0.001	<0.001	<0.001
2/6/2024			<0.001		
2/7/2024	<0.001			<0.001	<0.001
2/8/2024		<0.001			
8/13/2024			<0.001		
8/14/2024	<0.001	<0.001		<0.001	<0.001

ND substitution: RL or RL/2 if <15% NDs.

Time Series

Constituent: Lead (mg/L) Analysis Run 9/30/2024 1:20 PM

Plant McIntosh Client: Southern Company Data: McIntosh LF4 CCR

	GWC-20	GWC-21	GWC-23	GWC-9
8/25/2004				0.0056 (o)
9/11/2004				<0.001
9/26/2004				<0.001
10/13/2004				<0.001
7/11/2005				<0.001
12/7/2005				<0.001
6/22/2006				<0.001
11/28/2006				<0.001
7/6/2007				<0.001
12/13/2007				<0.001
6/20/2008				<0.001
12/7/2008				<0.001
7/9/2009				<0.001
12/29/2009				<0.001
6/22/2010				<0.001
1/5/2011				<0.001
7/9/2011				<0.001
1/21/2012				<0.001
7/11/2012				<0.001
1/19/2013				<0.001
7/18/2013				<0.001
1/15/2014				<0.001
7/10/2014				<0.001
1/16/2015				<0.001
6/20/2015				<0.001
12/9/2015	<0.001	<0.001		
12/14/2015	<0.001	<0.001		
12/29/2015	<0.001	<0.001		
1/14/2016	<0.001	<0.001		<0.001
1/25/2016	<0.001	<0.001		
4/19/2016				<0.001
4/21/2016	<0.001	<0.001		
6/15/2016				<0.001
6/16/2016	<0.001	<0.001	<0.001	
8/10/2016	<0.001	<0.001	<0.001	<0.001
9/27/2016	<0.001	0.00079 (J)		<0.001
9/28/2016			<0.001	
11/15/2016	<0.001	<0.001		<0.001
11/16/2016			<0.001	
1/12/2017		<0.001		
1/13/2017	<0.001			<0.001
1/17/2017			<0.001	
3/1/2017	<0.001	<0.001		<0.001
3/2/2017			<0.001	
4/24/2017		<0.001		<0.001
4/25/2017	<0.001		<0.001	
7/13/2017			<0.001	
7/24/2017				<0.001
7/25/2017	<0.001	<0.001	<0.001	
1/11/2018		<0.001		
1/12/2018	<0.001		<0.001	<0.001
7/11/2018	<0.001	<0.001		

ND substitution: RL or RL/2 if <15% NDs.

Time Series

Constituent: Lead (mg/L) Analysis Run 9/30/2024 1:20 PM

Plant McIntosh Client: Southern Company Data: McIntosh LF4 CCR

	GWC-20	GWC-21	GWC-23	GWC-9
7/12/2018			<0.001	<0.001
1/29/2019	<0.001			
1/30/2019		<0.001	0.00013 (J)	<0.001
3/27/2019	<0.001	<0.001	<0.001	<0.001
9/11/2019	0.00024 (J)	0.00021 (J)	0.00018 (J)	<0.001
4/1/2020	<0.001	<0.001	<0.001	<0.001
9/15/2020	<0.001	<0.001	<0.001	
9/16/2020				<0.001
3/16/2021	<0.001			
3/17/2021		<0.001	<0.001	<0.001
8/19/2021	<0.001	<0.001	<0.001	<0.001
2/22/2022	<0.001			
2/23/2022		<0.001	<0.001	<0.001
8/3/2022	<0.001			<0.001
8/4/2022		<0.001	0.00034 (J)	
2/8/2023	<0.001	<0.001	<0.001	<0.001
8/2/2023	<0.001			<0.001
8/3/2023		<0.001	<0.001	
2/7/2024	<0.001	<0.001	<0.001	<0.001
8/14/2024	<0.001	<0.001	<0.001	<0.001

ND substitution: RL or RL/2 if <15% NDs.

Time Series

Constituent: Mercury (mg/L) Analysis Run 9/30/2024 1:20 PM

Plant McIntosh Client: Southern Company Data: McIntosh LF4 CCR

	GWA-13 (bg)	GWA-14 (bg)	GWA-15 (bg)	GWA-16 (bg)	GWA-2 (bg)
4/19/2016					<0.0002
4/20/2016	<0.0002	<0.0002		<0.0002	
4/21/2016			<0.0002		
6/14/2016	<0.0002	<0.0002			<0.0002
6/15/2016			<0.0002	<0.0002	
8/9/2016	0.00012 (J)	0.00012 (J)	0.00011 (J)	0.0001 (J)	0.00011 (J)
9/26/2016					<0.0002
9/27/2016	<0.0002	<0.0002	<0.0002	<0.0002	
11/15/2016	9.7E-05 (J)	0.00011 (J)	9.3E-05 (J)	7.2E-05 (J)	<0.0002
1/10/2017					<0.0002
1/11/2017		<0.0002	<0.0002	<0.0002	
1/12/2017	<0.0002				
2/28/2017	0.00015 (J)	7.5E-05 (J)	0.00016 (J)		0.00014 (J)
3/1/2017				<0.0002	
4/19/2017					<0.0002
4/20/2017	<0.0002	<0.0002	<0.0002	<0.0002	
7/11/2018	<0.0002	<0.0002	<0.0002	<0.0002	<0.0002

ND substitution: RL or RL/2 if <15% NDs.

Time Series

Constituent: Mercury (mg/L) Analysis Run 9/30/2024 1:20 PM

Plant McIntosh Client: Southern Company Data: McIntosh LF4 CCR

	GWA-3 (bg)	GWA-4A (bg)	GWA-5 (bg)	GWC-1	GWC-10
4/19/2016	<0.0002				
4/20/2016		<0.0002	<0.0002	<0.0002	
4/21/2016					<0.0002
6/14/2016	<0.0002	<0.0002	<0.0002		
6/15/2016				<0.0002	
6/16/2016					<0.0002
8/9/2016	0.0001 (J)		0.0001 (J)		
8/10/2016				<0.0002	0.00011 (J)
8/11/2016		<0.0002			
9/27/2016	<0.0002	<0.0002	<0.0002	<0.0002	<0.0002
11/14/2016	<0.0002	<0.0002			
11/15/2016			<0.0002	8.4E-05 (J)	0.0001 (J)
1/10/2017	<0.0002	<0.0002			
1/11/2017			<0.0002		
1/12/2017				<0.0002	<0.0002
1/19/2017			<0.0002		
1/23/2017				<0.0002	
1/24/2017			<0.0002		
2/28/2017	0.00016 (J)	0.00014 (J)	0.00012 (J)		
3/1/2017				<0.0002	<0.0002
4/19/2017	<0.0002				
4/20/2017		<0.0002	<0.0002	<0.0002	
4/24/2017					<0.0002
7/11/2018	<0.0002	<0.0002	<0.0002		
7/12/2018				<0.0002	<0.0002

ND substitution: RL or RL/2 if <15% NDs.

Time Series

Constituent: Mercury (mg/L) Analysis Run 9/30/2024 1:20 PM

Plant McIntosh Client: Southern Company Data: McIntosh LF4 CCR

	GWC-11	GWC-12	GWC-17 (bg)	GWC-18 (bg)	GWC-19
4/19/2016				<0.0002	<0.0002
4/20/2016	<0.0002	<0.0002	<0.0002		
6/15/2016	<0.0002	<0.0002	<0.0002		
6/16/2016				<0.0002	<0.0002
8/9/2016			0.00011 (J)		
8/10/2016	0.00012 (J)	0.00011 (J)			0.00011 (J)
8/11/2016				<0.0002	
9/27/2016	<0.0002	<0.0002	<0.0002		
9/28/2016				<0.0002	<0.0002
11/15/2016	9.3E-05 (J)	0.00014 (J)	<0.0002		7.8E-05 (J)
11/16/2016				<0.0002	
1/11/2017			<0.0002	<0.0002	
1/12/2017	<0.0002	<0.0002			
1/16/2017					<0.0002
3/1/2017	<0.0002	<0.0002	<0.0002	<0.0002	<0.0002
4/20/2017		<0.0002	<0.0002		
4/24/2017	<0.0002				
4/25/2017				<0.0002	<0.0002
7/11/2018			<0.0002	<0.0002	<0.0002
7/12/2018	<0.0002	<0.0002			

ND substitution: RL or RL/2 if <15% NDs.

Time Series

Constituent: Mercury (mg/L) Analysis Run 9/30/2024 1:20 PM

Plant McIntosh Client: Southern Company Data: McIntosh LF4 CCR

	GWC-20	GWC-21	GWC-23	GWC-9
4/19/2016				<0.0002
4/21/2016	<0.0002	<0.0002		
6/15/2016				<0.0002
6/16/2016	<0.0002	<0.0002	<0.0002	
8/10/2016	0.00011 (J)	0.00011 (J)	0.00013 (J)	0.00011 (J)
9/27/2016	<0.0002	<0.0002		<0.0002
9/28/2016			<0.0002	
11/15/2016	7.3E-05 (J)	0.00018 (J)		0.00013 (J)
11/16/2016			<0.0002	
1/12/2017		<0.0002		
1/13/2017	<0.0002			<0.0002
1/17/2017			<0.0002	
3/1/2017	<0.0002	<0.0002		<0.0002
3/2/2017			<0.0002	
4/24/2017		<0.0002		<0.0002
4/25/2017	<0.0002		<0.0002	
7/13/2017			<0.0002	
7/11/2018	<0.0002	0.00077		
7/12/2018			<0.0002	<0.0002

ND substitution: RL or RL/2 if <15% NDs.

Time Series

Constituent: Nickel (mg/L) Analysis Run 9/30/2024 1:20 PM

Plant McIntosh Client: Southern Company Data: McIntosh LF4 CCR

	GWA-13 (bg)	GWA-14 (bg)	GWA-15 (bg)	GWA-16 (bg)	GWA-2 (bg)
8/25/2004					<0.0025
9/11/2004					<0.0025
9/26/2004					<0.0025
10/13/2004					<0.0025
7/11/2005					<0.0025
12/7/2005					<0.0025
6/22/2006					<0.0025
11/28/2006					<0.0025
7/6/2007					<0.0025
12/13/2007					<0.0025
6/20/2008					<0.0025
12/7/2008					<0.0025
7/9/2009					0.0043
12/28/2009					<0.0025
6/22/2010					<0.0025
1/4/2011					<0.0025
7/9/2011					<0.0025
1/21/2012					<0.0025
7/11/2012					<0.0025
1/20/2013					<0.0025
7/19/2013					<0.0025
1/15/2014					0.0016 (J)
7/11/2014					<0.0025
1/16/2015					<0.0025
6/20/2015					<0.0025
12/7/2015	<0.001	<0.001	<0.001	<0.001	
12/14/2015				<0.001	
12/15/2015	<0.001	<0.001	<0.001		
12/28/2015			<0.001	<0.001	
12/29/2015	<0.001	<0.001			
1/13/2016	<0.001	<0.001	<0.001	<0.001	
1/16/2016					<0.0025
1/25/2016	<0.001	<0.001	<0.001	<0.001	
6/14/2016	<0.001	0.00052 (J)			0.0006 (J)
6/15/2016			<0.001	<0.001	
1/10/2017					<0.0025
1/11/2017		<0.001	<0.001	<0.001	
1/12/2017	<0.001				
7/17/2017					<0.0025
7/18/2017	<0.001				
7/19/2017		<0.001	<0.001	<0.001	
1/10/2018	<0.001				0.0026
1/11/2018		<0.001	<0.001	<0.001	
7/11/2018	<0.001	<0.001	<0.001	<0.001	<0.0025
1/29/2019	0.00033 (J)	0.0004 (J)	0.00046 (J)	0.0004 (J)	0.00063 (J)
3/26/2019	<0.001	<0.001	<0.001	<0.001	
3/27/2019					<0.0025
9/10/2019	0.0004 (J)	0.00056 (J)		0.00036 (J)	
9/11/2019			0.00042 (J)		0.00091 (J)
3/31/2020	<0.001				
4/1/2020		0.00043 (J)	<0.001	<0.001	0.00077 (J)
9/15/2020	0.00037 (J)	0.00075 (J)	0.00047 (J)	0.00045 (J)	0.00094 (J)

ND substitution: RL or RL/2 if <15% NDs.

Time Series

Constituent: Nickel (mg/L) Analysis Run 9/30/2024 1:20 PM

Plant McIntosh Client: Southern Company Data: McIntosh LF4 CCR

	GWA-13 (bg)	GWA-14 (bg)	GWA-15 (bg)	GWA-16 (bg)	GWA-2 (bg)
3/16/2021	<0.001	0.00045 (J)		0.00043 (J)	0.00072 (J)
3/17/2021			0.00047 (J)		
8/17/2021		0.00061 (J)		0.00052 (J)	0.00097 (J)
8/18/2021	<0.001				
8/19/2021			<0.001		
2/22/2022	<0.001	<0.001	0.00061 (J)	<0.001	0.00092 (J)
8/2/2022	<0.001	<0.001	<0.001	<0.001	0.00086 (J)
2/6/2023	<0.001				
2/7/2023		0.00061 (J)	<0.001	0.00054 (J)	0.00083 (J)
8/1/2023	0.00043 (J)		<0.001	0.00044 (J)	0.001
8/2/2023		0.00057 (J)			
2/6/2024	0.00084 (J)	<0.001	<0.001	<0.001	0.0011
8/13/2024	0.00046 (J)	0.00061 (J)	0.00056 (J)	0.00058 (J)	
8/15/2024					0.001

ND substitution: RL or RL/2 if <15% NDs.

Time Series

Constituent: Nickel (mg/L) Analysis Run 9/30/2024 1:20 PM

Plant McIntosh Client: Southern Company Data: McIntosh LF4 CCR

	GWA-3 (bg)	GWA-4A (bg)	GWA-5 (bg)	GWC-1	GWC-10
8/25/2004	<0.001	<0.001	<0.001	<0.0025	<0.001
9/11/2004	0.03 (O)	<0.001	<0.001	<0.0025	<0.001
9/26/2004	<0.001	<0.001	<0.001	<0.0025	<0.001
10/13/2004	<0.001	<0.001	<0.001		<0.001
7/11/2005	<0.001	<0.001	<0.001	<0.0025	<0.001
12/7/2005	<0.001	<0.001	<0.001	<0.0025	<0.001
6/22/2006	<0.001	<0.001	<0.001	<0.0025	<0.001
11/28/2006	<0.001	<0.001	<0.001	<0.0025	<0.001
7/6/2007	<0.001	<0.001	<0.001	<0.0025	<0.001
12/13/2007	<0.001	<0.001	<0.001	<0.0025	<0.001
6/20/2008	<0.001	<0.001	<0.001	<0.0025	<0.001
12/7/2008	<0.001	<0.001	<0.001	<0.0025	<0.001
7/9/2009	<0.001	<0.001	<0.001	<0.0025	
7/10/2009					<0.001
12/28/2009	<0.001			<0.0025	
12/29/2009			<0.001		<0.001
12/30/2009		0.0048			
6/22/2010	<0.001	<0.001	<0.001	<0.0025	<0.001
1/4/2011		<0.001	<0.001	<0.0025	<0.001
1/5/2011	0.025 (O)				
7/9/2011	<0.001		<0.001	<0.0025	
7/10/2011		<0.001			<0.001
1/20/2012	<0.001				
1/21/2012		0.0026	<0.001	<0.0025	<0.001
7/11/2012	<0.001	0.0072	0.0031	<0.0025	<0.001
1/19/2013	<0.001		<0.001		
1/20/2013		0.0025		<0.0025	<0.001
7/18/2013	<0.001		<0.001		
7/19/2013		<0.001		<0.0025	<0.001
1/15/2014	<0.001		<0.001	0.0013 (J)	
1/16/2014		0.0031			<0.001
7/10/2014		<0.001	<0.001		<0.001
7/11/2014	<0.001			0.0013 (J)	
1/15/2015	<0.001		<0.001		
1/16/2015		0.0024 (J)		<0.0025	<0.001
6/19/2015	<0.001		<0.001		
6/20/2015		<0.001		0.0016 (J)	0.0013 (J)
1/14/2016		<0.001	<0.001		
1/16/2016	<0.001			<0.0025	<0.001
6/14/2016	<0.001	0.0013 (J)	0.00054 (J)		
6/15/2016				0.00088 (J)	
6/16/2016					<0.001
1/10/2017	<0.001	<0.001			
1/11/2017			<0.001		
1/12/2017				<0.0025	<0.001
7/18/2017	<0.001	<0.001	<0.001		
7/19/2017				<0.0025	
7/24/2017					<0.001
1/10/2018	<0.001	<0.001	<0.001		
1/11/2018				<0.0025	<0.001
7/11/2018	<0.001	0.003	<0.001		
7/12/2018				<0.0025	<0.001

ND substitution: RL or RL/2 if <15% NDs.

Time Series

Constituent: Nickel (mg/L) Analysis Run 9/30/2024 1:20 PM

Plant McIntosh Client: Southern Company Data: McIntosh LF4 CCR

	GWA-3 (bg)	GWA-4A (bg)	GWA-5 (bg)	GWC-1	GWC-10
1/29/2019	0.00034 (J)	0.0021 (J)	<0.001		
1/30/2019				<0.0025	<0.001
3/26/2019		0.0021	<0.001		
3/27/2019	<0.001			<0.0025	<0.001
9/10/2019		0.002	0.00043 (J)		
9/11/2019	0.00045 (J)			0.0013	<0.001
3/31/2020		0.0028	<0.001		
4/1/2020	<0.001			0.00099 (J)	<0.001
9/15/2020	0.00038 (J)		0.00056 (J)	0.0012	0.0013
9/16/2020		0.00096 (J)			
3/16/2021	<0.001			0.0012	0.00043 (J)
3/17/2021		0.00083 (J)	0.00041 (J)		
8/17/2021	0.00047 (J)				
8/18/2021				0.0014	<0.001
8/19/2021		0.00065 (J)	0.00043 (J)		
2/22/2022	<0.001		<0.001		
2/23/2022		<0.001		0.0012	<0.001
8/2/2022	0.00054 (J)		<0.001		
8/3/2022		0.00078 (J)		0.0013	<0.001
2/7/2023	<0.001	<0.001	0.00046 (J)	0.0012	
2/8/2023					<0.001
8/1/2023		0.00065 (J)	<0.001		
8/2/2023	0.00046 (J)			0.0014	0.0011
2/6/2024	<0.001	<0.001	<0.001		
2/7/2024				0.0016	<0.001
8/13/2024	<0.001	0.00076 (J)	0.0022		
8/14/2024				0.0013	<0.001

ND substitution: RL or RL/2 if <15% NDs.

Time Series

Constituent: Nickel (mg/L) Analysis Run 9/30/2024 1:20 PM

Plant McIntosh Client: Southern Company Data: McIntosh LF4 CCR

	GWC-11	GWC-12	GWC-17 (bg)	GWC-18 (bg)	GWC-19
8/25/2004	<0.001	<0.0025			
9/11/2004	<0.001	<0.0025			
9/26/2004	<0.001	<0.0025			
10/13/2004	<0.001	<0.0025			
7/11/2005	<0.001	<0.0025			
12/7/2005	<0.001	<0.0025			
6/22/2006	<0.001	<0.0025			
11/28/2006	<0.001	<0.0025			
7/6/2007	<0.001	<0.0025			
12/13/2007	<0.001	<0.0025			
6/20/2008	<0.001	<0.0025			
12/7/2008	<0.001	<0.0025			
7/10/2009	<0.001	<0.0025			
12/28/2009		<0.0025			
12/29/2009	<0.001				
6/22/2010	<0.001	<0.0025			
1/4/2011		<0.0025			
1/5/2011	<0.001				
7/9/2011	<0.001	<0.0025			
1/20/2012		<0.0025			
1/21/2012	<0.001				
7/11/2012	0.0049	0.0057			
1/19/2013	<0.001	<0.0025			
7/18/2013		<0.0025			
7/19/2013	<0.001				
1/15/2014	<0.001	0.0043			
7/11/2014	0.0029	0.0026			
1/15/2015		<0.0025			
1/16/2015	0.0014 (J)				
6/19/2015		<0.0025			
6/20/2015	<0.001				
12/8/2015			0.0036	<0.001	0.0022 (J)
12/14/2015			0.0035	0.0019 (J)	
12/15/2015					0.0019 (J)
12/28/2015			0.0032	0.0018 (J)	0.0017 (J)
1/13/2016			0.0029		
1/14/2016	<0.001			0.0017 (J)	0.0029
1/16/2016		<0.0025			
1/26/2016			0.0027	0.0019 (J)	0.0014 (J)
6/15/2016	0.00085 (J)	0.00068 (J)	0.0018 (J)		
6/16/2016				0.0014 (J)	0.0013 (J)
1/11/2017			0.002 (J)	<0.001	
1/12/2017	<0.001	<0.0025			
1/16/2017					0.0018 (J)
7/19/2017			0.002 (J)		
7/20/2017		<0.0025			
7/24/2017	<0.001				
7/25/2017				<0.001	0.002 (J)
1/11/2018	<0.001	<0.0025	0.0019 (J)		
1/12/2018				<0.001	0.002 (J)
7/11/2018			<0.0025	<0.001	0.0018 (J)
7/12/2018	<0.001	<0.0025			

ND substitution: RL or RL/2 if <15% NDs.

Time Series

Constituent: Nickel (mg/L) Analysis Run 9/30/2024 1:20 PM

Plant McIntosh Client: Southern Company Data: McIntosh LF4 CCR

	GWC-11	GWC-12	GWC-17 (bg)	GWC-18 (bg)	GWC-19
1/29/2019			0.0016 (J)		0.0017 (J)
1/30/2019	<0.001	<0.0025		<0.001	
3/27/2019	<0.001	<0.0025	0.0018	<0.001	<0.0025
9/11/2019	0.00042 (J)	0.001	0.0018	0.0012	0.0018
4/1/2020		0.0008 (J)	0.0016	0.00095	0.0014
4/2/2020	0.0009 (J)				
9/15/2020	0.00063 (J)		0.0016	0.00092 (J)	
9/16/2020		0.00088 (J)			0.0012
3/16/2021		0.00093 (J)	0.0015		0.0012
3/17/2021	0.00077 (J)			0.0011	
8/18/2021	0.00034 (J)	0.00097 (J)			
8/19/2021			0.0017	0.0011	0.0012
2/22/2022			0.0017		
2/23/2022	<0.001	0.0011		0.001	0.0011
8/2/2022	<0.001		0.0019	0.00086 (J)	
8/3/2022		0.0064			0.0051
2/7/2023		0.00082 (J)		0.0011	
2/8/2023	<0.001		0.0017		0.0012
8/2/2023	<0.001	0.00091 (J)	0.0018	0.00075 (J)	0.0012
2/6/2024			0.0015		
2/7/2024	<0.001			<0.001	0.0008 (J)
2/8/2024		0.0014			
8/13/2024			0.002		
8/14/2024	<0.001	0.00095 (J)		0.00073 (J)	0.0012

ND substitution: RL or RL/2 if <15% NDs.

Time Series

Constituent: Nickel (mg/L) Analysis Run 9/30/2024 1:20 PM

Plant McIntosh Client: Southern Company Data: McIntosh LF4 CCR

	GWC-20	GWC-21	GWC-23	GWC-9
8/25/2004				<0.001
9/11/2004				<0.001
9/26/2004				<0.001
10/13/2004				<0.001
7/11/2005				<0.001
12/7/2005				<0.001
6/22/2006				<0.001
11/28/2006				<0.001
7/6/2007				<0.001
12/13/2007				<0.001
6/20/2008				0.003
12/7/2008				<0.001
7/9/2009				<0.001
12/29/2009				<0.001
6/22/2010				<0.001
1/5/2011				<0.001
7/9/2011				<0.001
1/21/2012				<0.001
7/11/2012				0.0033
1/19/2013				0.0026
7/18/2013				<0.001
1/15/2014				<0.001
7/10/2014				<0.001
1/16/2015				<0.001
6/20/2015				<0.001
12/9/2015	0.0042	<0.001		
12/14/2015	0.0067	<0.001		
12/29/2015	0.0067	<0.001		
1/14/2016	0.0039	<0.001		<0.001
1/25/2016	0.0049	<0.001		
6/15/2016				<0.001
6/16/2016	0.003 (J)	0.0012 (J)	0.0009 (J)	
1/12/2017		<0.001		
1/13/2017	<0.001			<0.001
1/17/2017			<0.0025	
7/24/2017				<0.001
7/25/2017	<0.001	<0.001	0.002 (J)	
1/11/2018		<0.001		
1/12/2018	<0.001		0.0023 (J)	<0.001
7/11/2018	<0.001	<0.001		
7/12/2018			0.0026	<0.001
1/29/2019	0.00093 (J)			
1/30/2019		<0.001	<0.0025	<0.001
3/27/2019	<0.001	<0.001	0.0018	<0.001
9/11/2019	0.0014	0.00097 (J)	0.0023	0.00065 (J)
4/1/2020	0.001	0.00067 (J)	0.0013	<0.001
9/15/2020	0.0011	0.0007 (J)	0.0013	
9/16/2020				0.00075 (J)
3/16/2021	0.00093 (J)			
3/17/2021		0.00068 (J)	0.0014	0.0006 (J)
8/19/2021	0.00092 (J)	0.00067 (J)	0.0013	0.00038 (J)
2/22/2022	0.00092 (J)			

ND substitution: RL or RL/2 if <15% NDs.

Time Series

Constituent: Nickel (mg/L) Analysis Run 9/30/2024 1:20 PM

Plant McIntosh Client: Southern Company Data: McIntosh LF4 CCR

	GWC-20	GWC-21	GWC-23	GWC-9
2/23/2022		0.00071 (J)	0.0013	0.00076 (J)
8/3/2022	0.001			0.0015
8/4/2022		0.00065 (J)	0.0016	
2/8/2023	0.00083 (J)	0.00064 (J)	0.0013	0.00084 (J)
8/2/2023	0.0018			0.00077 (J)
8/3/2023		0.00074 (J)	0.0013	
2/7/2024	<0.001	<0.001	0.00065 (J)	<0.001
8/14/2024	0.00091 (J)	0.00065 (J)	0.0013	0.00089 (J)

ND substitution: RL or RL/2 if <15% NDs.

Time Series

Constituent: pH (S.U.) Analysis Run 9/30/2024 1:20 PM

Plant McIntosh Client: Southern Company Data: McIntosh LF4 CCR

	GWA-13 (bg)	GWA-14 (bg)	GWA-15 (bg)	GWA-16 (bg)	GWA-2 (bg)
6/20/2015					4.69
12/14/2015				5.26	
12/15/2015	5.13	5.24	5.2		
4/19/2016					4.99
4/20/2016	5.16	5.41		5.16	
4/21/2016			5.18		
6/14/2016					4.98
6/15/2016	5.35	5.74	5.47	5.04	
8/9/2016	4.89	5.41	5.01	5.07	4.72
9/26/2016					4.74
9/27/2016	5.02	5.42	5.22	5.11	
11/15/2016	5.04	5.33	5.07	5.11	4.8
1/10/2017					4.59
1/11/2017		5.32	5	5.07	
1/12/2017	5.19				
2/28/2017	4.86	5.32	5.1		4.91
3/1/2017				5.14	
4/19/2017					4.98
4/20/2017	5.01	5.31	5.12	5.05	
7/17/2017					4.61
7/18/2017	4.88				
7/19/2017		5.19	4.84	4.95	
10/17/2017	4.93	5.27	4.95	5.17	4.93
1/10/2018	4.9				4.78
1/11/2018		5.19	5.01	4.97	
7/11/2018	4.99 (D)	5.25 (D)	5.01	5.07	4.75 (D)
1/29/2019	4.82	5.25	5.18	4.83	4.91
3/26/2019	5.07	5.29	5.04	4.95	
3/27/2019					4.69
9/10/2019	5	5.18		5.12	
9/11/2019			5.28		4.77
3/31/2020	5.1				
4/1/2020		5.26	5.35	4.95	4.77
9/15/2020	5.07	5.83	4.92	5.02	4.52
3/16/2021	4.47	4.76		4.68	4.76
3/17/2021			5.41		
8/17/2021		5.12		4.95	4.62
8/18/2021	4.93				
8/19/2021			4.92		
2/22/2022	4.91	5.2	5.15	4.98	4.69
8/2/2022	4.86	5.05	4.9	4.93	4.57
2/6/2023	4.75				
2/7/2023		5.03	5.19	4.88	4.73
8/1/2023	4.53		4.58	4.47	4.37
8/2/2023		4.82			
2/6/2024	4.84	5.23	5.35	5	4.68
8/13/2024	4.55	4.97	4.73	4.9	
8/15/2024					4.62

Time Series

Constituent: pH (S.U.) Analysis Run 9/30/2024 1:20 PM

Plant McIntosh Client: Southern Company Data: McIntosh LF4 CCR

	GWA-3 (bg)	GWA-4A (bg)	GWA-5 (bg)	GWC-1	GWC-10
6/19/2015	5.23		5.95		
6/20/2015		4.92		4.87	6.28
4/19/2016	4.92				
4/20/2016		4.9	5.85	5.43	
4/21/2016					6.21
6/14/2016	4.89	4.9	5.53		
6/15/2016				5.28	
6/16/2016					6.27
8/9/2016	4.92		5.44		
8/10/2016				5.15	6.12
8/11/2016		5.37			
9/27/2016	5.25	5.89	5.59	5.19	6.29
11/14/2016	4.96	5.94			
11/15/2016			5.58	5.2	6.12
1/10/2017	4.21	5.44			
1/11/2017			5.56		
1/12/2017				5.27	6.23
2/28/2017	4.95	5.49	5.53		
3/1/2017				5.31	6.15
4/19/2017	5.12				
4/20/2017		5.51	5.63	5.29	
4/24/2017					6.8
7/18/2017	4.89	5.26	5.51		
7/19/2017				5.03	
7/24/2017					6.19
10/17/2017	4.96	5.28	5.62	5.25	6.11
1/10/2018	4.93	5.05	5.59		
1/11/2018				5.02	6.32
7/11/2018	4.87 (D)	4.53	5.49		
7/12/2018				5.04 (D)	6.7 (D)
1/29/2019	4.98	4.66	5.39		
1/30/2019				5.21	6.2
3/26/2019		4.72	5.45		
3/27/2019	4.8			5.15	6.54
9/10/2019		4.72	5.71		
9/11/2019	5.03			4.8	6.63
3/31/2020		5.06	5.45		
4/1/2020	4.92			5	6.52
9/15/2020	4.72		5.27	4.76	6.66
9/16/2020		4.87			
3/16/2021	4.91			4.89	6.48
3/17/2021		4.9	4.8		
8/17/2021	4.82				
8/18/2021				4.89	6.32
8/19/2021		4.86	5.23		
2/22/2022	4.9		5.34		
2/23/2022		4.8		4.92	6.46
8/2/2022	4.75		5.23		
8/3/2022		4.79		4.83	6.34
2/7/2023	4.91	4.84	5.17	5.07	
2/8/2023					6.31
8/1/2023		4.53	4.89		

Time Series

Constituent: pH (S.U.) Analysis Run 9/30/2024 1:20 PM

Plant McIntosh Client: Southern Company Data: McIntosh LF4 CCR

	GWA-3 (bg)	GWA-4A (bg)	GWA-5 (bg)	GWC-1	GWC-10
8/2/2023	4.71			4.73	6.28
2/6/2024	5.02	4.83	5.33		
2/7/2024				4.96	6.46
8/13/2024	5	5.05	5.07		
8/14/2024				4.79	6.31

Time Series

Constituent: pH (S.U.) Analysis Run 9/30/2024 1:20 PM

Plant McIntosh Client: Southern Company Data: McIntosh LF4 CCR

	GWC-11	GWC-12	GWC-17 (bg)	GWC-18 (bg)	GWC-19
6/19/2015		5.05			
6/20/2015	6.13				
12/14/2015			5.19	7.1	
12/15/2015					5.98
4/19/2016				6.87	5.98
4/20/2016	6.28	5.17	5.26		
6/15/2016	6.55	5.12	5.12		
6/16/2016				6.84	5.85
8/9/2016			5.09		
8/10/2016	6.22	5.12			5.79
8/11/2016				6.42	
9/27/2016	6.33	5.19	5.32		
9/28/2016				6.57	5.9
11/15/2016	6.28	5.14	5.25		5.66
11/16/2016				6.51	
1/11/2017			5.23	6.43	
1/12/2017	6.26	5.13			
1/16/2017					5.65
3/1/2017	6.41	5.05	5.25	6.48	5.62
4/20/2017		5.15	5.36		
4/24/2017	6.26				
4/25/2017				6.58	5.59
7/19/2017			5.12		
7/20/2017		5.04			
7/24/2017	6.27				
7/25/2017				6.37	5.55
10/17/2017	6.35	5.03	5.23	6.53	5.68
1/11/2018	6.15	5.13	5.28		
1/12/2018				6.47	
7/11/2018			5.23 (D)	6.18 (D)	5.6 (D)
7/12/2018	6.63 (D)	5.09 (D)			
1/29/2019			5.35		5.58
1/30/2019	6.09	5.01		5.93	
3/27/2019	6.32	4.93	5.25	6.11	5.59
9/11/2019	6.37	5.04	5.16	6.3	5.58
4/1/2020		5.05	5.3	6.15	5.67
4/2/2020	6.38				
9/15/2020	6.62		5.29	6.13	
9/16/2020		4.91			5.43
3/16/2021		4.97	4.83		5.45
3/17/2021	6.58			5.99	
8/18/2021	6.54	5.01			
8/19/2021			5.29	6.17	5.69
2/22/2022			5.29		
2/23/2022	6.28	5.1		6.2	5.63
8/2/2022	6.4		5.18	6.41	
8/3/2022		4.98			5.62
2/7/2023		5.07		6.47	
2/8/2023	6.24		5.31		5.59
8/2/2023	6.32	4.79	4.99	6.28	5.42
2/6/2024			5.19		
2/7/2024	6.04			6.31	5.6

Time Series

Constituent: pH (S.U.) Analysis Run 9/30/2024 1:20 PM

Plant McIntosh Client: Southern Company Data: McIntosh LF4 CCR

	GWC-11	GWC-12	GWC-17 (bg)	GWC-18 (bg)	GWC-19
2/8/2024		5.13			
8/13/2024			5.02		
8/14/2024	6.34	4.91		6.75	5.65

Time Series

Constituent: pH (S.U.) Analysis Run 9/30/2024 1:20 PM

Plant McIntosh Client: Southern Company Data: McIntosh LF4 CCR

	GWC-20	GWC-21	GWC-23	GWC-9
6/20/2015				4.7
12/14/2015	5.24	5.84		
4/19/2016				4.98
4/21/2016	4.88	5.43		
6/15/2016				5.2
6/16/2016	4.85	5.23		
8/10/2016	4.84	5.11	6.34	4.78
9/27/2016	5.32	5.06		4.91
9/28/2016			6.29	
11/15/2016	4.97	5.01		4.81
11/16/2016			6.18	
1/12/2017		4.99		
1/13/2017	4.97			5.28
1/17/2017			5.68	
3/1/2017		5		4.81
3/2/2017			5.75	
4/24/2017		5.8		4.99
4/25/2017	4.91		5.65	
7/13/2017			5.65	
7/24/2017				4.82
7/25/2017	4.89	4.92	5.24	
10/17/2017	4.97	4.89	5.37	4.85
1/11/2018		4.98		
1/12/2018	4.97		5.35	4.83
7/11/2018	4.89 (D)	4.96 (D)		
7/12/2018			5.21 (D)	4.8 (D)
1/29/2019	4.94			
1/30/2019		4.65	5.14	4.88
3/27/2019	4.94	4.96	5.3	4.75
9/11/2019	4.96	4.99	5.24	4.8
4/1/2020	5.03	5.04	5.23	4.93
9/15/2020	4.96	4.86	5.18	
9/16/2020				4.74
3/16/2021	4.78			
3/17/2021		4.8	4.97	4.69
8/19/2021	4.91	4.81	5.16	4.89
2/22/2022	5.02			
2/23/2022		4.87	5.11	5.07
8/3/2022	4.98			5.29
8/4/2022		4.83	5.12	
2/8/2023	4.84	4.85	5.08	5.31
8/2/2023	4.72			5.16
8/3/2023		4.61	5.13	
2/7/2024	4.99	4.77	5.22	5.43
8/14/2024	4.75	4.64	4.87	5.15

Time Series

Constituent: Selenium (mg/L) Analysis Run 9/30/2024 1:20 PM

Plant McIntosh Client: Southern Company Data: McIntosh LF4 CCR

	GWA-13 (bg)	GWA-14 (bg)	GWA-15 (bg)	GWA-16 (bg)	GWA-2 (bg)
8/25/2004					<0.005
9/11/2004					<0.005
9/26/2004					<0.005
10/13/2004					<0.005
7/11/2005					<0.005
12/7/2005					<0.005
6/22/2006					<0.005
11/28/2006					<0.005
7/6/2007					<0.005
12/13/2007					<0.005
6/20/2008					<0.005
12/7/2008					<0.005
7/9/2009					<0.005
12/28/2009					<0.005
6/22/2010					<0.005
1/4/2011					<0.005
7/9/2011					<0.005
1/21/2012					<0.005
7/11/2012					<0.005
1/20/2013					<0.005
7/19/2013					<0.005
1/15/2014					<0.005
7/11/2014					<0.005
1/16/2015					<0.005
6/20/2015					<0.005
12/7/2015	<0.005	<0.005	<0.005	<0.005	
12/14/2015				<0.005	
12/15/2015	<0.005	<0.005	<0.005		
12/28/2015			<0.005	<0.005	
12/29/2015	<0.005	<0.005			
1/13/2016	<0.005	<0.005	<0.005	<0.005	
1/16/2016					<0.005
1/25/2016	<0.005	<0.005	<0.005	<0.005	
4/19/2016					<0.005
4/20/2016	<0.005	<0.005		<0.005	
4/21/2016			<0.005		
6/14/2016	<0.005	<0.005			<0.005
6/15/2016			<0.005	<0.005	
8/9/2016	<0.005	<0.005	<0.005	<0.005	<0.005
9/26/2016					<0.005
9/27/2016	<0.005	<0.005	<0.005	<0.005	
11/15/2016	<0.005	<0.005	<0.005	<0.005	<0.005
1/10/2017					<0.005
1/11/2017		<0.005	<0.005	<0.005	
1/12/2017	<0.005				
2/28/2017	<0.005	<0.005	<0.005		<0.005
3/1/2017				<0.005	
4/19/2017					0.00065 (J)
4/20/2017	<0.005	<0.005	<0.005	<0.005	
7/17/2017					0.00047 (J)
7/18/2017	<0.005				
7/19/2017		<0.005	0.00071 (J)	0.00025 (J)	

ND substitution: RL or RL/2 if <15% NDs.

Time Series

Constituent: Selenium (mg/L) Analysis Run 9/30/2024 1:20 PM

Plant McIntosh Client: Southern Company Data: McIntosh LF4 CCR

	GWA-13 (bg)	GWA-14 (bg)	GWA-15 (bg)	GWA-16 (bg)	GWA-2 (bg)
1/10/2018	0.00025 (J)				0.00052 (J)
1/11/2018		<0.005	<0.005	<0.005	
7/11/2018	<0.005	<0.005	<0.005	<0.005	<0.005
1/29/2019	<0.005	<0.005	<0.005	<0.005	<0.005
3/26/2019	<0.005	<0.005	<0.005	<0.005	
3/27/2019					<0.005
9/10/2019	<0.005	<0.005		<0.005	
9/11/2019			<0.005		<0.005
3/31/2020	<0.005				
4/1/2020		<0.005	<0.005	<0.005	<0.005
9/15/2020	<0.005	<0.005	<0.005	<0.005	<0.005
3/16/2021	<0.005	<0.005		<0.005	<0.005
3/17/2021			<0.005		
8/17/2021		<0.005		<0.005	<0.005
8/18/2021	<0.005				
8/19/2021			<0.005		
2/22/2022	<0.005	<0.005	<0.005	<0.005	<0.005
8/2/2022	<0.005	<0.005	<0.005	<0.005	<0.005
2/6/2023	<0.005				
2/7/2023		<0.005	<0.005	<0.005	<0.005
8/1/2023	<0.005		<0.005	<0.005	<0.005
8/2/2023		<0.005			
2/6/2024	<0.005	<0.005	<0.005	<0.005	<0.005
8/13/2024	<0.005	<0.005	<0.005	<0.005	
8/15/2024					<0.005

Time Series

Constituent: Selenium (mg/L) Analysis Run 9/30/2024 1:20 PM

Plant McIntosh Client: Southern Company Data: McIntosh LF4 CCR

	GWA-3 (bg)	GWA-4A (bg)	GWA-5 (bg)	GWC-1	GWC-10
8/25/2004	<0.005	<0.005	<0.005	<0.005	<0.005
9/11/2004	<0.005	<0.005	<0.005	<0.005	<0.005
9/26/2004	<0.005	<0.005	<0.005	<0.005	<0.005
10/13/2004	<0.005	<0.005	<0.005		<0.005
7/11/2005	<0.005	<0.005	<0.005	<0.005	<0.005
12/7/2005	<0.005	<0.005	<0.005	<0.005	<0.005
6/22/2006	<0.005	<0.005	<0.005	<0.005	<0.005
11/28/2006	<0.005	<0.005	<0.005	<0.005	<0.005
7/6/2007	<0.005	<0.005	<0.005	<0.005	<0.005
12/13/2007	<0.005	<0.005	<0.005	<0.005	<0.005
6/20/2008	<0.005	<0.005	<0.005	<0.005	<0.005
12/7/2008	<0.005	<0.005	<0.005	<0.005	<0.005
7/9/2009	<0.005	<0.005	<0.005	<0.005	
7/10/2009					<0.005
12/28/2009	<0.005			<0.005	
12/29/2009			<0.005		<0.005
12/30/2009		<0.005			
6/22/2010	<0.005	<0.005	<0.005	<0.005	<0.005
1/4/2011		<0.005	<0.005	<0.005	<0.005
1/5/2011	<0.005				
7/9/2011	<0.005		<0.005	<0.005	
7/10/2011		<0.005			<0.005
1/20/2012	<0.005				
1/21/2012		<0.005	<0.005	<0.005	<0.005
7/11/2012	<0.005	<0.005	<0.005	<0.005	<0.005
1/19/2013	<0.005		<0.005		
1/20/2013		<0.005		<0.005	<0.005
7/18/2013	<0.005		<0.005		
7/19/2013		<0.005		<0.005	<0.005
1/15/2014	<0.005		<0.005	<0.005	
1/16/2014		<0.005			<0.005
7/10/2014		<0.005	<0.005		<0.005
7/11/2014	<0.005			<0.005	
1/15/2015	<0.005		<0.005		
1/16/2015		<0.005		<0.005	<0.005
6/19/2015	<0.005		<0.005		
6/20/2015		<0.005		<0.005	<0.005
1/14/2016		<0.005	<0.005		
1/16/2016	<0.005			<0.005	<0.005
4/19/2016	<0.005				
4/20/2016		<0.005	<0.005	<0.005	
4/21/2016					<0.005
6/14/2016	<0.005	<0.005	<0.005		
6/15/2016				<0.005	
6/16/2016					<0.005
8/9/2016	<0.005		<0.005		
8/10/2016				<0.005	0.00026 (J)
8/11/2016		<0.005			
9/27/2016	0.00045 (J)	<0.005	<0.005	<0.005	0.00024 (J)
11/14/2016	<0.005	<0.005			
11/15/2016			<0.005	<0.005	<0.005
1/10/2017	<0.005	<0.005			

ND substitution: RL or RL/2 if <15% NDs.

Time Series

Constituent: Selenium (mg/L) Analysis Run 9/30/2024 1:20 PM

Plant McIntosh Client: Southern Company Data: McIntosh LF4 CCR

	GWA-3 (bg)	GWA-4A (bg)	GWA-5 (bg)	GWC-1	GWC-10
1/11/2017			<0.005		
1/12/2017				0.00035 (J)	<0.005
1/19/2017			0.0006 (J)		
1/23/2017				<0.005	
1/24/2017			0.025 (o)		
2/28/2017	0.0027	0.0024	<0.005		
3/1/2017				<0.005	<0.005
4/19/2017	0.002				
4/20/2017		<0.005	<0.005	<0.005	
4/24/2017					<0.005
7/18/2017	0.0017	0.00026 (J)	<0.005		
7/19/2017				0.00026 (J)	
7/24/2017					<0.005
1/10/2018	0.00079 (J)	0.00069 (J)	<0.005		
1/11/2018				<0.005	<0.005
7/11/2018	<0.005	<0.005	<0.005		
7/12/2018				<0.005	<0.005
1/29/2019	<0.005	<0.005	<0.005		
1/30/2019				<0.005	<0.005
3/26/2019		<0.005	<0.005		
3/27/2019	<0.005			<0.005	<0.005
9/10/2019		<0.005	<0.005		
9/11/2019	<0.005			<0.005	<0.005
3/31/2020		<0.005	<0.005		
4/1/2020	<0.005			<0.005	<0.005
9/15/2020	<0.005		<0.005	<0.005	<0.005
9/16/2020		<0.005			
3/16/2021	<0.005			<0.005	<0.005
3/17/2021		<0.005	<0.005		
8/17/2021	<0.005				
8/18/2021				<0.005	<0.005
8/19/2021		<0.005	<0.005		
2/22/2022	<0.005		<0.005		
2/23/2022		<0.005		<0.005	<0.005
8/2/2022	<0.005		<0.005		
8/3/2022		<0.005		<0.005	<0.005
2/7/2023	<0.005	<0.005	<0.005	<0.005	
2/8/2023					<0.005
8/1/2023		<0.005	<0.005		
8/2/2023	<0.005			<0.005	<0.005
2/6/2024	<0.005	<0.005	<0.005		
2/7/2024				<0.005	<0.005
8/13/2024	<0.005	<0.005	<0.005		
8/14/2024				<0.005	<0.005

ND substitution: RL or RL/2 if <15% NDs.

Time Series

Constituent: Selenium (mg/L) Analysis Run 9/30/2024 1:20 PM

Plant McIntosh Client: Southern Company Data: McIntosh LF4 CCR

	GWC-11	GWC-12	GWC-17 (bg)	GWC-18 (bg)	GWC-19
8/25/2004	<0.005	<0.005			
9/11/2004	<0.005	<0.005			
9/26/2004	<0.005	<0.005			
10/13/2004	<0.005	<0.005			
7/11/2005	<0.005	<0.005			
12/7/2005	<0.005	<0.005			
6/22/2006	<0.005	<0.005			
11/28/2006	<0.005	<0.005			
7/6/2007	<0.005	<0.005			
12/13/2007	<0.005	<0.005			
6/20/2008	<0.005	<0.005			
12/7/2008	<0.005	<0.005			
7/10/2009	<0.005	<0.005			
12/28/2009		<0.005			
12/29/2009	<0.005				
6/22/2010	<0.005	<0.005			
1/4/2011		<0.005			
1/5/2011	<0.005				
7/9/2011	<0.005	<0.005			
1/20/2012		<0.005			
1/21/2012	<0.005				
7/11/2012	<0.005	<0.005			
1/19/2013	<0.005	<0.005			
7/18/2013		<0.005			
7/19/2013	<0.005				
1/15/2014	<0.005	<0.005			
7/11/2014	<0.005	<0.005			
1/15/2015		<0.005			
1/16/2015	<0.005				
6/19/2015		<0.005			
6/20/2015	<0.005				
12/8/2015			<0.005	<0.005	<0.005
12/14/2015			<0.005	<0.005	
12/15/2015					<0.005
12/28/2015			<0.005	<0.005	<0.005
1/13/2016			<0.005		
1/14/2016	<0.005			<0.005	<0.005
1/16/2016		<0.005			
1/26/2016			<0.005	<0.005	<0.005
4/19/2016				<0.005	<0.005
4/20/2016	<0.005	<0.005	<0.005		
6/15/2016	0.00052 (J)	<0.005	<0.005		
6/16/2016				<0.005	<0.005
8/9/2016			<0.005		
8/10/2016	0.00053 (J)	<0.005			<0.005
8/11/2016				<0.005	
9/27/2016	0.00047 (J)	<0.005	<0.005		
9/28/2016				<0.005	<0.005
11/15/2016	<0.005	<0.005	<0.005		<0.005
11/16/2016				<0.005	
1/11/2017			<0.005	<0.005	
1/12/2017	0.00025 (J)	<0.005			

ND substitution: RL or RL/2 if <15% NDs.

Time Series

Constituent: Selenium (mg/L) Analysis Run 9/30/2024 1:20 PM

Plant McIntosh Client: Southern Company Data: McIntosh LF4 CCR

	GWC-11	GWC-12	GWC-17 (bg)	GWC-18 (bg)	GWC-19
1/16/2017					<0.005
3/1/2017	<0.005	<0.005	<0.005	<0.005	<0.005
4/20/2017		<0.005	<0.005		
4/24/2017	<0.005				
4/25/2017				<0.005	0.00052 (J)
7/19/2017			<0.005		
7/20/2017		<0.005			
7/24/2017	0.00032 (J)				
7/25/2017				<0.005	<0.005
1/11/2018	<0.005	<0.005	<0.005		
1/12/2018				<0.005	<0.005
7/11/2018			<0.005	0.00044 (J)	<0.005
7/12/2018	0.00025 (J)	<0.005			
1/29/2019			<0.005		<0.005
1/30/2019	<0.005	<0.005		<0.005	
3/27/2019	<0.005	<0.005	<0.005	<0.005	<0.005
9/11/2019	<0.005	<0.005	<0.005	<0.005	<0.005
4/1/2020		<0.005	<0.005	<0.005	<0.005
4/2/2020	<0.005				
9/15/2020	<0.005		<0.005	<0.005	
9/16/2020		<0.005			<0.005
3/16/2021		<0.005	<0.005		<0.005
3/17/2021	<0.005			<0.005	
8/18/2021	<0.005	<0.005			
8/19/2021			<0.005	<0.005	<0.005
2/22/2022			<0.005		
2/23/2022	<0.005	<0.005		<0.005	<0.005
8/2/2022	<0.005		<0.005	<0.005	
8/3/2022		<0.005			<0.005
2/7/2023		<0.005		<0.005	
2/8/2023	<0.005		<0.005		<0.005
8/2/2023	<0.005	<0.005	<0.005	<0.005	<0.005
2/6/2024			<0.005		
2/7/2024	<0.005			<0.005	<0.005
2/8/2024		<0.005			
8/13/2024			<0.005		
8/14/2024	<0.005	<0.005		<0.005	<0.005

ND substitution: RL or RL/2 if <15% NDs.

Time Series

Constituent: Selenium (mg/L) Analysis Run 9/30/2024 1:20 PM

Plant McIntosh Client: Southern Company Data: McIntosh LF4 CCR

	GWC-20	GWC-21	GWC-23	GWC-9
8/25/2004				<0.005
9/11/2004				<0.005
9/26/2004				<0.005
10/13/2004				<0.005
7/11/2005				0.0058
12/7/2005				<0.005
6/22/2006				<0.005
11/28/2006				<0.005
7/6/2007				<0.005
12/13/2007				<0.005
6/20/2008				<0.005
12/7/2008				<0.005
7/9/2009				<0.005
12/29/2009				<0.005
6/22/2010				<0.005
1/5/2011				<0.005
7/9/2011				<0.005
1/21/2012				<0.005
7/11/2012				<0.005
1/19/2013				<0.005
7/18/2013				<0.005
1/15/2014				<0.005
7/10/2014				<0.005
1/16/2015				<0.005
6/20/2015				<0.005
12/9/2015	<0.005	<0.005		
12/14/2015	<0.005	<0.005		
12/29/2015	<0.005	<0.005		
1/14/2016	<0.005	<0.005		<0.005
1/25/2016	<0.005	<0.005		
4/19/2016				<0.005
4/21/2016	<0.005	<0.005		
6/15/2016				<0.005
6/16/2016	<0.005	<0.005	<0.005	
8/10/2016	<0.005	<0.005	<0.005	<0.005
9/27/2016	<0.005	0.00043 (J)		<0.005
9/28/2016			<0.005	
11/15/2016	<0.005	<0.005		<0.005
11/16/2016			<0.005	
1/12/2017		<0.005		
1/13/2017	<0.005			<0.005
1/17/2017			<0.005	
3/1/2017	<0.005	<0.005		<0.005
3/2/2017			<0.005	
4/24/2017		<0.005		<0.005
4/25/2017	0.0021		<0.005	
7/13/2017			<0.005	
7/24/2017				<0.005
7/25/2017	<0.005	<0.005	<0.005	
1/11/2018		<0.005		
1/12/2018	<0.005		<0.005	<0.005
7/11/2018	<0.005	<0.005		

ND substitution: RL or RL/2 if <15% NDs.

Time Series

Constituent: Selenium (mg/L) Analysis Run 9/30/2024 1:20 PM

Plant McIntosh Client: Southern Company Data: McIntosh LF4 CCR

	GWC-20	GWC-21	GWC-23	GWC-9
7/12/2018			<0.005	<0.005
1/29/2019	<0.005			
1/30/2019		<0.005	<0.005	<0.005
3/27/2019	<0.005	<0.005	<0.005	<0.005
9/11/2019	<0.005	<0.005	<0.005	<0.005
4/1/2020	<0.005	<0.005	<0.005	<0.005
9/15/2020	<0.005	<0.005	<0.005	
9/16/2020				<0.005
3/16/2021	<0.005			
3/17/2021		<0.005	<0.005	<0.005
8/19/2021	<0.005	<0.005	<0.005	<0.005
2/22/2022	<0.005			
2/23/2022		<0.005	<0.005	<0.005
8/3/2022	<0.005			<0.005
8/4/2022		<0.005	<0.005	
2/8/2023	<0.005	<0.005	<0.005	<0.005
8/2/2023	<0.005			<0.005
8/3/2023		<0.005	<0.005	
2/7/2024	<0.005	<0.005	<0.005	<0.005
8/14/2024	<0.005	<0.005	<0.005	<0.005

ND substitution: RL or RL/2 if <15% NDs.

Time Series

Constituent: Silver (mg/L) Analysis Run 9/30/2024 1:20 PM

Plant McIntosh Client: Southern Company Data: McIntosh LF4 CCR

	GWA-13 (bg)	GWA-14 (bg)	GWA-15 (bg)	GWA-16 (bg)	GWA-2 (bg)
8/25/2004					<0.001
9/11/2004					<0.001
9/26/2004					<0.001
10/13/2004					<0.001
7/11/2005					<0.001
12/7/2005					<0.001
6/22/2006					<0.001
11/28/2006					<0.001
7/6/2007					<0.001
12/13/2007					<0.001
6/20/2008					<0.001
12/7/2008					<0.001
7/9/2009					<0.001
12/28/2009					<0.001
6/22/2010					<0.001
1/4/2011					<0.001
7/9/2011					<0.001
1/21/2012					<0.001
7/11/2012					<0.001
1/20/2013					<0.001
7/19/2013					<0.001
1/15/2014					<0.001
7/11/2014					<0.001
1/16/2015					<0.001
6/20/2015					<0.001
12/7/2015	<0.001	<0.001	<0.001	<0.001	
12/14/2015				<0.001	
12/15/2015	<0.001	<0.001	<0.001		
12/28/2015			<0.001	<0.001	
12/29/2015	<0.001	<0.001			
1/13/2016	<0.001	<0.001	<0.001	<0.001	
1/16/2016					<0.001
1/25/2016	<0.001	<0.001	<0.001	<0.001	
6/14/2016	<0.001	<0.001			<0.001
6/15/2016			<0.001	<0.001	
1/10/2017					<0.001
1/11/2017		<0.001	<0.001	<0.001	
1/12/2017	<0.001				
7/17/2017					<0.001
7/18/2017	<0.001				
7/19/2017		<0.001	<0.001	<0.001	
1/10/2018	<0.001				<0.001
1/11/2018		<0.001	<0.001	<0.001	
7/11/2018	<0.001	<0.001	<0.001	<0.001	<0.001
1/29/2019	<0.001	<0.001	<0.001	<0.001	<0.001
3/26/2019	<0.001	<0.001	<0.001	<0.001	
3/27/2019					<0.001
9/10/2019	<0.001	<0.001		<0.001	
9/11/2019			<0.001		<0.001
3/31/2020	<0.001				
4/1/2020		<0.001	<0.001	<0.001	<0.001
9/15/2020	<0.001	<0.001	<0.001	<0.001	<0.001

ND substitution: RL or RL/2 if <15% NDs.

Time Series

Constituent: Silver (mg/L) Analysis Run 9/30/2024 1:20 PM

Plant McIntosh Client: Southern Company Data: McIntosh LF4 CCR

	GWA-13 (bg)	GWA-14 (bg)	GWA-15 (bg)	GWA-16 (bg)	GWA-2 (bg)
3/16/2021	<0.001	<0.001		<0.001	<0.001
3/17/2021			<0.001		
8/17/2021		<0.001		<0.001	<0.001
8/18/2021	<0.001				
8/19/2021			<0.001		
2/22/2022	<0.001	<0.001	<0.001	<0.001	<0.001
8/2/2022	<0.001	<0.001	<0.001	<0.001	<0.001
2/6/2023	<0.001				
2/7/2023		<0.001	<0.001	<0.001	<0.001
8/1/2023	<0.001		<0.001	<0.001	<0.001
8/2/2023		<0.001			
2/6/2024	<0.001	<0.001	<0.001	<0.001	<0.001
8/13/2024	<0.001	<0.001	<0.001	<0.001	
8/15/2024					<0.001

ND substitution: RL or RL/2 if <15% NDs.

Time Series

Constituent: Silver (mg/L) Analysis Run 9/30/2024 1:20 PM

Plant McIntosh Client: Southern Company Data: McIntosh LF4 CCR

	GWA-3 (bg)	GWA-4A (bg)	GWA-5 (bg)	GWC-1	GWC-10
8/25/2004	<0.001	<0.001	<0.001	<0.001	<0.001
9/11/2004	<0.001	<0.001	<0.001	<0.001	<0.001
9/26/2004	<0.001	<0.001	<0.001	<0.001	<0.001
10/13/2004	<0.001	<0.001	<0.001		<0.001
7/11/2005	<0.001	<0.001	<0.001	<0.001	<0.001
12/7/2005	<0.001	<0.001	<0.001	<0.001	<0.001
6/22/2006	<0.001	<0.001	<0.001	<0.001	<0.001
11/28/2006	<0.001	<0.001	<0.001	<0.001	<0.001
7/6/2007	<0.001	<0.001	<0.001	<0.001	<0.001
12/13/2007	<0.001	<0.001	<0.001	<0.001	<0.001
6/20/2008	<0.001	<0.001	<0.001	<0.001	<0.001
12/7/2008	<0.001	<0.001	<0.001	<0.001	<0.001
7/9/2009	<0.001	<0.001	<0.001	<0.001	
7/10/2009					<0.001
12/28/2009	<0.001			<0.001	
12/29/2009			<0.001		<0.001
12/30/2009		<0.001			
6/22/2010	<0.001	<0.001	<0.001	<0.001	<0.001
1/4/2011		<0.001	<0.001	<0.001	<0.001
1/5/2011	<0.001				
7/9/2011	<0.001		<0.001	<0.001	
7/10/2011		<0.001			<0.001
1/20/2012	<0.001				
1/21/2012		<0.001	<0.001	<0.001	<0.001
7/11/2012	<0.001	<0.001	<0.001	<0.001	<0.001
1/19/2013	<0.001		<0.001		
1/20/2013		<0.001		<0.001	<0.001
7/18/2013	<0.001		<0.001		
7/19/2013		<0.001		<0.001	<0.001
1/15/2014	<0.001		<0.001	<0.001	
1/16/2014		<0.001			<0.001
7/10/2014		<0.001	<0.001		<0.001
7/11/2014	<0.001			<0.001	
1/15/2015	<0.001		<0.001		
1/16/2015		<0.001		<0.001	<0.001
6/19/2015	<0.001		<0.001		
6/20/2015		<0.001		<0.001	<0.001
1/14/2016		<0.001	<0.001		
1/16/2016	<0.001			<0.001	<0.001
6/14/2016	<0.001	<0.001	<0.001		
6/15/2016				<0.001	
6/16/2016					<0.001
1/10/2017	<0.001	<0.001			
1/11/2017			<0.001		
1/12/2017				<0.001	<0.001
7/18/2017	<0.001	<0.001	<0.001		
7/19/2017				<0.001	
7/24/2017					<0.001
1/10/2018	<0.001	<0.001	<0.001		
1/11/2018				<0.001	<0.001
7/11/2018	<0.001	<0.001	<0.001		
7/12/2018				<0.001	<0.001

ND substitution: RL or RL/2 if <15% NDs.

Time Series

Constituent: Silver (mg/L) Analysis Run 9/30/2024 1:20 PM

Plant McIntosh Client: Southern Company Data: McIntosh LF4 CCR

	GWA-3 (bg)	GWA-4A (bg)	GWA-5 (bg)	GWC-1	GWC-10
1/29/2019	<0.001	<0.001	<0.001		
1/30/2019				<0.001	<0.001
3/26/2019		<0.001	<0.001		
3/27/2019	<0.001			<0.001	<0.001
9/10/2019		<0.001	<0.001		
9/11/2019	<0.001			<0.001	<0.001
3/31/2020		<0.001	<0.001		
4/1/2020	<0.001			<0.001	<0.001
9/15/2020	<0.001		<0.001	<0.001	<0.001
9/16/2020		<0.001			
3/16/2021	<0.001			<0.001	<0.001
3/17/2021		<0.001	<0.001		
8/17/2021	<0.001				
8/18/2021				<0.001	<0.001
8/19/2021		<0.001	<0.001		
2/22/2022	<0.001		<0.001		
2/23/2022		<0.001		<0.001	<0.001
8/2/2022	<0.001		<0.001		
8/3/2022		<0.001		<0.001	<0.001
2/7/2023	<0.001	<0.001	<0.001	<0.001	
2/8/2023					<0.001
8/1/2023		<0.001	<0.001		
8/2/2023	<0.001			<0.001	<0.001
2/6/2024	<0.001	<0.001	<0.001		
2/7/2024				<0.001	<0.001
8/13/2024	<0.001	<0.001	<0.001		
8/14/2024				<0.001	<0.001

ND substitution: RL or RL/2 if <15% NDs.

Time Series

Constituent: Silver (mg/L) Analysis Run 9/30/2024 1:20 PM

Plant McIntosh Client: Southern Company Data: McIntosh LF4 CCR

	GWC-11	GWC-12	GWC-17 (bg)	GWC-18 (bg)	GWC-19
8/25/2004	<0.001	<0.001			
9/11/2004	<0.001	<0.001			
9/26/2004	<0.001	<0.001			
10/13/2004	<0.001	<0.001			
7/11/2005	<0.001	<0.001			
12/7/2005	<0.001	<0.001			
6/22/2006	<0.001	<0.001			
11/28/2006	<0.001	<0.001			
7/6/2007	<0.001	<0.001			
12/13/2007	<0.001	<0.001			
6/20/2008	<0.001	<0.001			
12/7/2008	<0.001	<0.001			
7/10/2009	<0.001	<0.001			
12/28/2009		<0.001			
12/29/2009	<0.001				
6/22/2010	<0.001	<0.001			
1/4/2011		<0.001			
1/5/2011	<0.001				
7/9/2011	<0.001	<0.001			
1/20/2012		<0.001			
1/21/2012	<0.001				
7/11/2012	<0.001	<0.001			
1/19/2013	<0.001	<0.001			
7/18/2013		<0.001			
7/19/2013	<0.001				
1/15/2014	<0.001	<0.001			
7/11/2014	0.00061 (J)	<0.001			
1/15/2015		<0.001			
1/16/2015	<0.001				
6/19/2015		<0.001			
6/20/2015	<0.001				
12/8/2015			<0.001	<0.001	<0.001
12/14/2015			<0.001	<0.001	
12/15/2015					<0.001
12/28/2015			<0.001	<0.001	<0.001
1/13/2016			<0.001		
1/14/2016	<0.001			<0.001	<0.001
1/16/2016		<0.001			
1/26/2016			<0.001	<0.001	<0.001
6/15/2016	<0.001	<0.001	<0.001		
6/16/2016				<0.001	<0.001
1/11/2017			<0.001	<0.001	
1/12/2017	<0.001	<0.001			
1/16/2017					<0.001
7/19/2017			<0.001		
7/20/2017		<0.001			
7/24/2017	<0.001				
7/25/2017				<0.001	<0.001
1/11/2018	<0.001	<0.001	<0.001		
1/12/2018				<0.001	<0.001
7/11/2018			<0.001	<0.001	<0.001
7/12/2018	<0.001	<0.001			

ND substitution: RL or RL/2 if <15% NDs.

Time Series

Constituent: Silver (mg/L) Analysis Run 9/30/2024 1:20 PM

Plant McIntosh Client: Southern Company Data: McIntosh LF4 CCR

	GWC-11	GWC-12	GWC-17 (bg)	GWC-18 (bg)	GWC-19
1/29/2019			<0.001		<0.001
1/30/2019	<0.001	<0.001		<0.001	
3/27/2019	<0.001	<0.001	<0.001	<0.001	<0.001
9/11/2019	<0.001	<0.001	<0.001	<0.001	<0.001
4/1/2020		<0.001	<0.001	<0.001	<0.001
4/2/2020	<0.001				
9/15/2020	<0.001		<0.001	<0.001	
9/16/2020		<0.001			<0.001
3/16/2021		<0.001	<0.001		<0.001
3/17/2021	<0.001			<0.001	
8/18/2021	<0.001	<0.001			
8/19/2021			<0.001	<0.001	<0.001
2/22/2022			<0.001		
2/23/2022	<0.001	<0.001		<0.001	<0.001
8/2/2022	<0.001		<0.001	<0.001	
8/3/2022		<0.001			<0.001
2/7/2023		<0.001		<0.001	
2/8/2023	<0.001		<0.001		<0.001
8/2/2023	<0.001	<0.001	<0.001	<0.001	<0.001
2/6/2024			<0.001		
2/7/2024	<0.001			<0.001	<0.001
2/8/2024		<0.001			
8/13/2024			<0.001		
8/14/2024	<0.001	<0.001		<0.001	<0.001

ND substitution: RL or RL/2 if <15% NDs.

Time Series

Constituent: Silver (mg/L) Analysis Run 9/30/2024 1:20 PM

Plant McIntosh Client: Southern Company Data: McIntosh LF4 CCR

	GWC-20	GWC-21	GWC-23	GWC-9
8/25/2004				<0.001
9/11/2004				<0.001
9/26/2004				<0.001
10/13/2004				<0.001
7/11/2005				<0.001
12/7/2005				<0.001
6/22/2006				<0.001
11/28/2006				<0.001
7/6/2007				<0.001
12/13/2007				<0.001
6/20/2008				<0.001
12/7/2008				<0.001
7/9/2009				<0.001
12/29/2009				<0.001
6/22/2010				<0.001
1/5/2011				<0.001
7/9/2011				<0.001
1/21/2012				<0.001
7/11/2012				<0.001
1/19/2013				<0.001
7/18/2013				<0.001
1/15/2014				<0.001
7/10/2014				<0.001
1/16/2015				<0.001
6/20/2015				<0.001
12/9/2015	<0.001	<0.001		
12/14/2015	<0.001	<0.001		
12/29/2015	<0.001	<0.001		
1/14/2016	<0.001	<0.001		<0.001
1/25/2016	<0.001	<0.001		
6/15/2016				<0.001
6/16/2016	<0.001	<0.001	<0.001	
1/12/2017		<0.001		
1/13/2017	<0.001			<0.001
1/17/2017			<0.001	
7/24/2017				<0.001
7/25/2017	<0.001	<0.001	<0.001	
1/11/2018		<0.001		
1/12/2018	<0.001		<0.001	<0.001
7/11/2018	<0.001	<0.001		
7/12/2018			<0.001	<0.001
1/29/2019	<0.001			
1/30/2019		<0.001	<0.001	<0.001
3/27/2019	<0.001	<0.001	<0.001	<0.001
9/11/2019	<0.001	<0.001	<0.001	<0.001
4/1/2020	<0.001	<0.001	<0.001	<0.001
9/15/2020	<0.001	<0.001	<0.001	
9/16/2020				<0.001
3/16/2021	<0.001			
3/17/2021		<0.001	<0.001	<0.001
8/19/2021	<0.001	<0.001	<0.001	<0.001
2/22/2022	<0.001			

ND substitution: RL or RL/2 if <15% NDs.

Time Series

Constituent: Silver (mg/L) Analysis Run 9/30/2024 1:20 PM

Plant McIntosh Client: Southern Company Data: McIntosh LF4 CCR

	GWC-20	GWC-21	GWC-23	GWC-9
2/23/2022		<0.001	<0.001	<0.001
8/3/2022	<0.001			<0.001
8/4/2022		<0.001	<0.001	
2/8/2023	<0.001	<0.001	<0.001	<0.001
8/2/2023	<0.001			<0.001
8/3/2023		<0.001	<0.001	
2/7/2024	<0.001	<0.001	<0.001	<0.001
8/14/2024	<0.001	<0.001	<0.001	<0.001

ND substitution: RL or RL/2 if <15% NDs.

Time Series

Constituent: Sulfate (mg/L) Analysis Run 9/30/2024 1:20 PM

Plant McIntosh Client: Southern Company Data: McIntosh LF4 CCR

	GWA-13 (bg)	GWA-14 (bg)	GWA-15 (bg)	GWA-16 (bg)	GWA-2 (bg)
4/19/2016					1.27
4/20/2016	0.496 (J)	5.85 (o)		0.53 (J)	
4/21/2016			0.503 (J)		
6/14/2016	0.62 (J)	4.6 (o)			1.7
6/15/2016			0.62 (J)	0.67 (J)	
8/9/2016	<1	2.7	<1	<1	<1
9/26/2016					<1
9/27/2016	<1	2	<1	<1	
11/15/2016	<1	1.5	<1	<1	<1
1/10/2017					0.83 (J)
1/11/2017		1.4	<1	<1	
1/12/2017	<1				
2/28/2017	<1	1.1	<1		0.99 (J)
3/1/2017				<1	
4/19/2017					0.97 (J)
4/20/2017	<1	0.82 (J)	<1	<1	
10/10/2017					<1
10/11/2017	<1	<1	<1	<1	
1/10/2018	<1				<1
1/11/2018		<1	<1	<1	
7/11/2018	<1	<1	<1	<1	<1
1/29/2019	1.2	0.52 (J)	0.43 (J)	<1	0.64 (J)
3/26/2019	0.63	0.92	0.79	0.9	
3/27/2019					<1
9/10/2019	0.93 (J)	0.83 (J)		0.83 (J)	
9/11/2019			1.2		0.76 (J)
3/31/2020	1.4				
4/1/2020		0.67 (J)	0.49 (J)	0.73 (J)	0.95 (J)
9/15/2020	0.38 (J)	1.1	0.44 (J)	0.44 (J)	<1
3/16/2021	<1	<1		<1	<1
3/17/2021			<1		
8/17/2021		<1		<1	<1
8/18/2021	<1				
8/19/2021			0.8 (J)		
2/22/2022	<1	<1	<1	<1	<1
8/2/2022	<1	<1	<1	<1	<1
2/6/2023	<1				
2/7/2023		<1	<1	<1	<1
8/1/2023	0.52 (J)		0.57 (J)	0.48 (J)	<1
8/2/2023		0.62 (J)			
2/6/2024	0.87 (J)	0.81 (J)	0.47 (J)	0.42 (J)	1.2
8/13/2024	0.83 (J)	0.81 (J)	0.83 (J)	0.71 (J)	
8/15/2024					1.3

ND substitution: RL or RL/2 if <15% NDs.

Time Series

Constituent: Sulfate (mg/L) Analysis Run 9/30/2024 1:20 PM

Plant McIntosh Client: Southern Company Data: McIntosh LF4 CCR

	GWA-3 (bg)	GWA-4A (bg)	GWA-5 (bg)	GWC-1	GWC-10
4/19/2016	1.03				
4/20/2016		7.31	0.367 (J)	1.79	
4/21/2016					1.93
6/14/2016	0.88 (J)	8.6	0.48 (J)		
6/15/2016				2	
6/16/2016					2.3
8/9/2016	<1		<1		
8/10/2016				0.96 (J)	2.9
8/11/2016		3.7			
9/27/2016	0.9 (J)	4.6	<1	0.75 (J)	3.2
11/14/2016	<1	7.4			
11/15/2016			<1	0.97 (J)	3.5
1/10/2017	1.2	4.7			
1/11/2017			<1		
1/12/2017				1.7	4.2
2/28/2017	1.1	4.1	<1		
3/1/2017				2	3.5
4/19/2017	<1				
4/20/2017		5.9	<1	1.3	
4/24/2017					3.5
10/10/2017		7.3			
10/11/2017	<1		<1	1.3	
10/12/2017					2.7
1/10/2018	1.1	7.6	<1		
1/11/2018				1.6	2.6
7/11/2018	<1	14	<1		
7/12/2018				1.1	5
1/29/2019	<1	8.7	<1		
1/30/2019				2.1	5
3/26/2019		11	0.68		
3/27/2019	0.7			1.6	4.3
9/10/2019		9.8	0.77 (J)		
9/11/2019	1			1.3	5.2
3/31/2020		6.2	0.76 (J)		
4/1/2020	1.1			2	2.2
9/15/2020	0.47 (J)		<1	1.6	3.6
9/16/2020		4.1			
3/16/2021	<1			1.6	2.4
3/17/2021		3.5	<1		
8/17/2021	<1				
8/18/2021				1.2	3
8/19/2021		5.4	<1		
2/22/2022	<1		<1		
2/23/2022		2.7		1.6	3.4
8/2/2022	0.4 (J)		<1		
8/3/2022		2		0.45 (J)	1.6
2/7/2023	<1	1.7	<1	0.64 (J)	
2/8/2023					1.8
8/1/2023		5.5	<1		
8/2/2023	0.62 (J)			0.53 (J)	2.4
2/6/2024	1.2	2.1	<1		
2/7/2024				0.96 (J)	2.4

ND substitution: RL or RL/2 if <15% NDs.

Time Series

Constituent: Sulfate (mg/L) Analysis Run 9/30/2024 1:20 PM

Plant McIntosh Client: Southern Company Data: McIntosh LF4 CCR

	GWA-3 (bg)	GWA-4A (bg)	GWA-5 (bg)	GWC-1	GWC-10
8/13/2024	0.92 (J)	3.7	<1		
8/14/2024				1.6	3.1

ND substitution: RL or RL/2 if <15% NDs.

Time Series

Constituent: Sulfate (mg/L) Analysis Run 9/30/2024 1:20 PM

Plant McIntosh Client: Southern Company Data: McIntosh LF4 CCR

	GWC-11	GWC-12	GWC-17 (bg)	GWC-18 (bg)	GWC-19
4/19/2016				4.84	2.21
4/20/2016	4.37	0.601 (J)	2.93		
6/15/2016	5.7	0.8 (J)	1.8		
6/16/2016				9 (O)	2.5
8/9/2016			1.6		
8/10/2016	4.5	<1			2.7
8/11/2016				5	
9/27/2016	4.4	<1	1.5		
9/28/2016				5.1	2.5
11/15/2016	4.4	<1	1.3		2.2
11/16/2016				4.9	
1/11/2017			1.1	5.2	
1/12/2017	4.6	<1			
1/16/2017					2.1
3/1/2017	4.5	<1	1.3	4.6	1.9
4/20/2017		<1	0.77 (J)		
4/24/2017	4				
4/25/2017				4.6	1.6
10/11/2017	4.5		<1		
10/12/2017		<1		4	1.7
12/13/2017				4	
1/11/2018	3.5	<1	<1		
1/12/2018				4.5	1.5
7/11/2018			<1	5	1.4
7/12/2018	5.9	<1			
1/29/2019			<1		1.4
1/30/2019	4.3	0.65 (J)		5.8	
3/27/2019	5.4	0.67	<1	4.8	1.6
9/11/2019	3.8	1	0.85 (J)	4.5	1.8
4/1/2020		0.91 (J)	<1	4.1	2.1
4/2/2020	3.4				
9/15/2020	5		<1	2.7	
9/16/2020		0.53 (J)			1.6
3/16/2021		<1	<1		1.9
3/17/2021	5.6			3.5	
8/18/2021	4.1	<1			
8/19/2021			<1	3.5	2.5
2/22/2022			<1		
2/23/2022	2.9	1.1		4.5	3.1
8/2/2022	2.7		<1	1.8	
8/3/2022		<1			1.7
2/7/2023		<1		2	
2/8/2023	1.9		<1		2
8/2/2023	2.3	0.56 (J)	<1	2.4	2.2
2/6/2024			<1		
2/7/2024	1.6			1.7	1.8
2/8/2024		0.4 (J)			
8/13/2024			<1		
8/14/2024	2.4	0.61 (J)		3.8	2.4

ND substitution: RL or RL/2 if <15% NDs.

Time Series

Constituent: Sulfate (mg/L) Analysis Run 9/30/2024 1:20 PM

Plant McIntosh Client: Southern Company Data: McIntosh LF4 CCR

	GWC-20	GWC-21	GWC-23	GWC-9
4/19/2016				3.84
4/21/2016	5.25	1.99		
6/15/2016				3.8
6/16/2016	3.9	1.6	9.2 (o)	
8/10/2016	2.8	1.1	3.1	1.6
9/27/2016	2.6	1.1		0.91 (J)
9/28/2016			3.1	
11/15/2016	1.9	1		<1
11/16/2016			3.2	
1/12/2017		1.2		
1/13/2017	1.8			<1
1/17/2017			2.6	
3/1/2017	1.7	1.2		1.5
3/2/2017			3.3	
4/24/2017		0.95 (J)		1.2
4/25/2017	1.3		2.4	
7/13/2017			2.1	
10/12/2017	1.1	0.72 (J)	2.1	2.3
1/11/2018		<1		
1/12/2018	0.86 (J)		1.9	<1
7/11/2018	0.9 (J)	<1		
7/12/2018			2	<1
1/29/2019	1.3			
1/30/2019		0.72 (J)	2.4	0.58 (J)
3/27/2019	1.7	0.92	2.8	1.2
9/11/2019	0.97 (J)	0.94 (J)	2.5	0.92 (J)
4/1/2020	1.6	0.81 (J)	2	4.1
9/15/2020	0.67 (J)	0.56 (J)	1.9	
9/16/2020				<1
3/16/2021	0.98 (J)			
3/17/2021		<1	1.8	<1
8/19/2021	1.3	0.79 (J)	1.9	<1
2/22/2022	1.4			
2/23/2022		1	2.4	<1
8/3/2022	<1			<1
8/4/2022		<1	1.8	
2/8/2023	<1	<1	1.7	<1
8/2/2023	0.82 (J)			0.42 (J)
8/3/2023		0.54 (J)	2.9	
2/7/2024	0.5 (J)	0.4 (J)	1.7	<1
8/14/2024	0.92 (J)	0.51 (J)	2.5	1

ND substitution: RL or RL/2 if <15% NDs.

Time Series

Constituent: Thallium (mg/L) Analysis Run 9/30/2024 1:20 PM

Plant McIntosh Client: Southern Company Data: McIntosh LF4 CCR

	GWA-13 (bg)	GWA-14 (bg)	GWA-15 (bg)	GWA-16 (bg)	GWA-2 (bg)
8/25/2004					<0.001
9/11/2004					<0.001
9/26/2004					<0.001
10/13/2004					<0.001
7/11/2005					<0.001
12/7/2005					<0.001
6/22/2006					<0.001
11/28/2006					<0.001
7/6/2007					<0.001
12/13/2007					<0.001
6/20/2008					<0.001
12/7/2008					<0.001
7/9/2009					<0.001
12/28/2009					<0.001
6/22/2010					<0.001
1/4/2011					<0.001
7/9/2011					<0.001
1/21/2012					<0.001
7/11/2012					<0.001
1/20/2013					<0.001
7/19/2013					<0.001
1/15/2014					<0.001
6/20/2015					<0.001
12/7/2015	<0.001	<0.001	<0.001	<0.001	
12/14/2015				<0.001	
12/15/2015	<0.001	<0.001	<0.001		
12/28/2015			<0.001	<0.001	
12/29/2015	0.0001 (J)	<0.001			
1/13/2016	6E-05 (J)	7.9E-05 (J)	<0.001	<0.001	
1/16/2016					<0.001
1/25/2016	<0.001	<0.001	<0.001	<0.001	
4/19/2016					<0.001
4/20/2016	<0.001	<0.001		<0.001	
4/21/2016			<0.001		
6/14/2016	<0.001	<0.001			<0.001
6/15/2016			<0.001	<0.001	
8/9/2016	<0.001	<0.001	<0.001	<0.001	<0.001
9/26/2016					<0.001
9/27/2016	<0.001	<0.001	<0.001	<0.001	
11/15/2016	<0.001	<0.001	<0.001	<0.001	<0.001
1/10/2017					<0.001
1/11/2017		<0.001	<0.001	<0.001	
1/12/2017	<0.001				
2/28/2017	<0.001	<0.001	<0.001		<0.001
3/1/2017				<0.001	
4/19/2017					<0.001
4/20/2017	<0.001	<0.001	<0.001	<0.001	
7/17/2017					<0.001
7/18/2017	<0.001				
7/19/2017		<0.001	<0.001	<0.001	
1/10/2018	<0.001				<0.001
1/11/2018		<0.001	<0.001	<0.001	

ND substitution: RL or RL/2 if <15% NDs.

Time Series

Constituent: Thallium (mg/L) Analysis Run 9/30/2024 1:20 PM

Plant McIntosh Client: Southern Company Data: McIntosh LF4 CCR

	GWA-13 (bg)	GWA-14 (bg)	GWA-15 (bg)	GWA-16 (bg)	GWA-2 (bg)
7/11/2018	<0.001	<0.001	<0.001	<0.001	<0.001
1/29/2019	<0.001	<0.001	<0.001	<0.001	<0.001
3/26/2019	<0.001	<0.001	<0.001	<0.001	
3/27/2019					<0.001
9/10/2019	0.00057 (J)	0.00021 (J)		0.0002 (J)	
9/11/2019			<0.001		<0.001
3/31/2020	<0.001				
4/1/2020		0.00018 (J)	<0.001	<0.001	0.00017 (J)
9/15/2020	<0.001	<0.001	<0.001	<0.001	0.00029 (J)
3/16/2021	<0.001	<0.001		<0.001	<0.001
3/17/2021			<0.001		
8/17/2021		0.0006 (J)		0.00025 (J)	0.00062 (J)
8/18/2021	0.00016 (J)				
8/19/2021			<0.001		
2/22/2022	<0.001	<0.001	<0.001	<0.001	<0.001
8/2/2022	<0.001	<0.001	<0.001	<0.001	<0.001
2/6/2023	<0.001				
2/7/2023		<0.001	<0.001	<0.001	<0.001
8/1/2023	<0.001		<0.001	<0.001	<0.001
8/2/2023		<0.001			
2/6/2024	<0.001	<0.001	<0.001	<0.001	<0.001
8/13/2024	<0.001	<0.001	<0.001	<0.001	
8/15/2024					<0.001

ND substitution: RL or RL/2 if <15% NDs.

Time Series

Constituent: Thallium (mg/L) Analysis Run 9/30/2024 1:20 PM

Plant McIntosh Client: Southern Company Data: McIntosh LF4 CCR

	GWA-3 (bg)	GWA-4A (bg)	GWA-5 (bg)	GWC-1	GWC-10
8/25/2004	<0.001	<0.001	<0.001	<0.001	<0.001
9/11/2004	<0.001	<0.001	<0.001	<0.001	<0.001
9/26/2004	<0.001	<0.001	<0.001	<0.001	<0.001
10/13/2004	<0.001	<0.001	<0.001	<0.001	<0.001
7/11/2005	<0.001	<0.001	<0.001	<0.001	<0.001
12/7/2005	<0.001	<0.001	<0.001	<0.001	<0.001
6/22/2006	<0.001	<0.001	<0.001	<0.001	<0.001
11/28/2006	<0.001	<0.001	<0.001	<0.001	<0.001
7/6/2007	<0.001	<0.001	<0.001	<0.001	<0.001
12/13/2007	<0.001	<0.001	<0.001	<0.001	<0.001
6/20/2008	<0.001	<0.001	<0.001	<0.001	<0.001
12/7/2008	<0.001	<0.001	<0.001	<0.001	<0.001
7/9/2009	<0.001	<0.001	<0.001	<0.001	
7/10/2009					<0.001
12/28/2009	<0.001			<0.001	
12/29/2009			<0.001		<0.001
12/30/2009		<0.001			
6/22/2010	<0.001	<0.001	<0.001	<0.001	<0.001
1/4/2011	<0.001	<0.001	<0.001	<0.001	<0.001
7/9/2011	<0.001	<0.001	<0.001	<0.001	<0.001
1/20/2012	<0.001				
1/21/2012		<0.001	<0.001	<0.001	<0.001
7/11/2012	<0.001	<0.001	<0.001	<0.001	<0.001
1/19/2013	<0.001		<0.001		
1/20/2013		<0.001		<0.001	<0.001
7/18/2013	<0.001		<0.001		<0.001
7/19/2013		<0.001		<0.001	
1/15/2014	<0.001		<0.001	<0.001	
1/16/2014		<0.001			<0.001
6/19/2015	<0.001		<0.001		
6/20/2015		<0.001		<0.001	<0.001
1/14/2016		<0.001	<0.001		
1/16/2016	<0.001			<0.001	<0.001
4/19/2016	<0.001				
4/20/2016		<0.001	<0.001	<0.001	
4/21/2016					<0.001
6/14/2016	<0.001	3.6E-05 (J)	<0.001		
6/15/2016				<0.001	
6/16/2016					<0.001
8/9/2016	<0.001		<0.001		
8/10/2016				<0.001	<0.001
8/11/2016		<0.001			
9/27/2016	<0.001	<0.001	<0.001	<0.001	<0.001
11/14/2016	<0.001	<0.001			
11/15/2016			<0.001	<0.001	<0.001
1/10/2017	<0.001	<0.001			
1/11/2017			<0.001		
1/12/2017				<0.001	<0.001
1/19/2017			<0.001		
1/23/2017				<0.001	
1/24/2017			0.00072		
2/28/2017	<0.001	<0.001	<0.001		

ND substitution: RL or RL/2 if <15% NDs.

Time Series

Constituent: Thallium (mg/L) Analysis Run 9/30/2024 1:20 PM

Plant McIntosh Client: Southern Company Data: McIntosh LF4 CCR

	GWA-3 (bg)	GWA-4A (bg)	GWA-5 (bg)	GWC-1	GWC-10
3/1/2017				<0.001	<0.001
4/19/2017	<0.001				
4/20/2017		<0.001	<0.001	<0.001	
4/24/2017					<0.001
7/18/2017	<0.001	<0.001	<0.001		
7/19/2017				<0.001	
7/24/2017					<0.001
1/10/2018	<0.001	<0.001	<0.001		
1/11/2018				<0.001	<0.001
7/11/2018	<0.001	<0.001	<0.001		
7/12/2018				<0.001	<0.001
1/29/2019	<0.001	<0.001	<0.001		
1/30/2019				<0.001	<0.001
3/26/2019		<0.001	<0.001		
3/27/2019	<0.001			<0.001	<0.001
9/10/2019		0.00033 (J)	<0.001		
9/11/2019	<0.001			<0.001	0.0002 (J)
3/31/2020		<0.001	<0.001		
4/1/2020	<0.001			<0.001	0.00031 (J)
9/15/2020	0.00017 (J)		<0.001	<0.001	<0.001
9/16/2020		<0.001			
3/16/2021	<0.001			<0.001	0.00037 (J)
3/17/2021		<0.001	<0.001		
8/17/2021	0.00015 (J)				
8/18/2021				<0.001	<0.001
8/19/2021		<0.001	<0.001		
2/22/2022	<0.001		<0.001		
2/23/2022		<0.001		<0.001	<0.001
8/2/2022	<0.001		<0.001		
8/3/2022		<0.001		<0.001	<0.001
2/7/2023	<0.001	<0.001	<0.001	<0.001	
2/8/2023					<0.001
8/1/2023		<0.001	<0.001		
8/2/2023	<0.001			<0.001	<0.001
2/6/2024	<0.001	<0.001	<0.001		
2/7/2024				<0.001	<0.001
8/13/2024	<0.001	<0.001	<0.001		
8/14/2024				<0.001	<0.001

ND substitution: RL or RL/2 if <15% NDs.

Time Series

Constituent: Thallium (mg/L) Analysis Run 9/30/2024 1:20 PM

Plant McIntosh Client: Southern Company Data: McIntosh LF4 CCR

	GWC-11	GWC-12	GWC-17 (bg)	GWC-18 (bg)	GWC-19
8/25/2004	<0.001	<0.001			
9/11/2004	<0.001	<0.001			
9/26/2004	<0.001	<0.001			
10/13/2004	<0.001	<0.001			
7/11/2005	<0.001	<0.001			
12/7/2005	<0.001	<0.001			
6/22/2006	<0.001	<0.001			
11/28/2006	<0.001	<0.001			
7/6/2007	<0.001	<0.001			
12/13/2007	<0.001	<0.001			
6/20/2008	<0.001	<0.001			
12/7/2008	<0.001	<0.001			
7/10/2009	<0.001	<0.001			
12/28/2009		<0.001			
12/29/2009	<0.001				
6/22/2010	<0.001	<0.001			
1/4/2011		<0.001			
1/5/2011	<0.001				
7/9/2011	<0.001	<0.001			
1/20/2012		<0.001			
1/21/2012	<0.001				
7/11/2012	<0.001	<0.001			
1/19/2013	<0.001	<0.001			
7/18/2013		<0.001			
7/19/2013	<0.001				
1/15/2014	<0.001	<0.001			
6/19/2015		<0.001			
6/20/2015	<0.001				
12/8/2015			0.0001 (J)	0.0001 (J)	<0.001
12/14/2015			9E-05 (J)	0.0001 (J)	
12/15/2015					<0.001
12/28/2015			9E-05 (J)	0.0001 (J)	<0.001
1/13/2016			0.0001 (J)		
1/14/2016	6.1E-05 (J)			0.000137 (J)	7.9E-05 (J)
1/16/2016		<0.001			
1/26/2016			9.5E-05 (J)	0.000142 (J)	<0.001
4/19/2016				<0.001	<0.001
4/20/2016	<0.001	<0.001	<0.001		
6/15/2016	<0.001	<0.001	3.8E-05 (J)		
6/16/2016				0.00013 (J)	<0.001
8/9/2016			<0.001		
8/10/2016	<0.001	<0.001			<0.001
8/11/2016				0.00011 (J)	
9/27/2016	<0.001	<0.001	<0.001		
9/28/2016				0.00012 (J)	<0.001
11/15/2016	<0.001	<0.001	<0.001		<0.001
11/16/2016				<0.001	
1/11/2017			<0.001	9.5E-05 (J)	
1/12/2017	<0.001	<0.001			
1/16/2017					<0.001
3/1/2017	<0.001	<0.001	<0.001	0.00011 (J)	<0.001
4/20/2017		<0.001	<0.001		

ND substitution: RL or RL/2 if <15% NDs.

Time Series

Constituent: Thallium (mg/L) Analysis Run 9/30/2024 1:20 PM

Plant McIntosh Client: Southern Company Data: McIntosh LF4 CCR

	GWC-11	GWC-12	GWC-17 (bg)	GWC-18 (bg)	GWC-19
4/24/2017	<0.001				
4/25/2017				0.00012 (J)	<0.001
7/19/2017			<0.001		
7/20/2017		<0.001			
7/24/2017	<0.001				
7/25/2017				0.00011 (J)	<0.001
1/11/2018	<0.001	<0.001	<0.001		
1/12/2018				0.00011 (J)	<0.001
7/11/2018			<0.001	9.5E-05 (J)	<0.001
7/12/2018	<0.001	<0.001			
1/29/2019			<0.001		<0.001
1/30/2019	<0.001	<0.001		0.00012 (J)	
3/27/2019	<0.001	<0.001	<0.001	<0.001	<0.001
9/11/2019	<0.001	0.00017 (J)	<0.001	0.00018 (J)	0.00019 (J)
4/1/2020		<0.001	<0.001	<0.001	<0.001
4/2/2020	0.00028 (J)				
9/15/2020	<0.001		<0.001	<0.001	
9/16/2020		<0.001			0.00026 (J)
3/16/2021		0.00022 (J)	<0.001		<0.001
3/17/2021	0.00047 (J)			0.00016 (J)	
8/18/2021	<0.001	<0.001			
8/19/2021			<0.001	<0.001	<0.001
2/22/2022			<0.001		
2/23/2022	<0.001	<0.001		<0.001	<0.001
8/2/2022	<0.001		<0.001	<0.001	
8/3/2022		<0.001			<0.001
2/7/2023		<0.001		<0.001	
2/8/2023	<0.001		<0.001		<0.001
8/2/2023	<0.001	<0.001	<0.001	<0.001	<0.001
2/6/2024			<0.001		
2/7/2024	<0.001			<0.001	<0.001
2/8/2024		<0.001			
8/13/2024			<0.001		
8/14/2024	<0.001	<0.001		<0.001	<0.001

Time Series

Constituent: Thallium (mg/L) Analysis Run 9/30/2024 1:20 PM

Plant McIntosh Client: Southern Company Data: McIntosh LF4 CCR

	GWC-20	GWC-21	GWC-23	GWC-9
8/25/2004				<0.001
9/11/2004				<0.001
9/26/2004				<0.001
10/13/2004				<0.001
7/11/2005				<0.001
12/7/2005				<0.001
6/22/2006				<0.001
11/28/2006				<0.001
7/6/2007				<0.001
12/13/2007				<0.001
6/20/2008				<0.001
12/7/2008				<0.001
7/9/2009				<0.001
12/29/2009				<0.001
6/22/2010				<0.001
1/5/2011				<0.001
7/9/2011				<0.001
1/21/2012				<0.001
7/11/2012				<0.001
1/19/2013				<0.001
7/18/2013				<0.001
1/15/2014				<0.001
6/20/2015				<0.001
12/9/2015	0.0001 (J)	<0.001		
12/14/2015	9E-05 (J)	<0.001		
12/29/2015	0.0001 (J)	<0.001		
1/14/2016	0.000118 (J)	<0.001		<0.001
1/25/2016	0.000102 (J)	<0.001		
4/19/2016				<0.001
4/21/2016	<0.001	<0.001		
6/15/2016				<0.001
6/16/2016	5.2E-05 (J)	2.7E-05 (J)	<0.001	
8/10/2016	<0.001	<0.001	<0.001	<0.001
9/27/2016	<0.001	0.00016 (J)		<0.001
9/28/2016			<0.001	
11/15/2016	<0.001	<0.001		<0.001
11/16/2016			<0.001	
1/12/2017		<0.001		
1/13/2017	<0.001			<0.001
1/17/2017			<0.001	
3/1/2017	<0.001	<0.001		<0.001
3/2/2017			<0.001	
4/24/2017		<0.001		<0.001
4/25/2017	<0.001		<0.001	
7/13/2017			<0.001	
7/24/2017				<0.001
7/25/2017	<0.001	<0.001	9E-05 (J)	
1/11/2018		<0.001		
1/12/2018	<0.001		0.00011 (J)	<0.001
7/11/2018	<0.001	<0.001		
7/12/2018			0.0001 (J)	<0.001
1/29/2019	<0.001			

ND substitution: RL or RL/2 if <15% NDs.

Time Series

Constituent: Thallium (mg/L) Analysis Run 9/30/2024 1:20 PM

Plant McIntosh Client: Southern Company Data: McIntosh LF4 CCR

	GWC-20	GWC-21	GWC-23	GWC-9
1/30/2019		<0.001	0.00016 (J)	<0.001
3/27/2019	<0.001	<0.001	0.00011	<0.001
9/11/2019	0.00034 (J)	0.00041 (J)	0.00034 (J)	0.00023 (J)
4/1/2020	<0.001	<0.001	<0.001	<0.001
9/15/2020	<0.001	<0.001	<0.001	
9/16/2020				<0.001
3/16/2021	<0.001			
3/17/2021		<0.001	<0.001	<0.001
8/19/2021	<0.001	<0.001	<0.001	<0.001
2/22/2022	<0.001			
2/23/2022		<0.001	<0.001	<0.001
8/3/2022	<0.001			<0.001
8/4/2022		<0.001	<0.001	
2/8/2023	<0.001	<0.001	<0.001	<0.001
8/2/2023	<0.001			<0.001
8/3/2023		<0.001	<0.001	
2/7/2024	<0.001	<0.001	<0.001	<0.001
8/14/2024	<0.001	<0.001	<0.001	<0.001

ND substitution: RL or RL/2 if <15% NDs.

Time Series

Constituent: Total Dissolved Solids (mg/L) Analysis Run 9/30/2024 1:20 PM

Plant McIntosh Client: Southern Company Data: McIntosh LF4 CCR

	GWA-13 (bg)	GWA-14 (bg)	GWA-15 (bg)	GWA-16 (bg)	GWA-2 (bg)
4/19/2016					<25
4/20/2016	<10	<10		<10	
4/21/2016			<25		
6/14/2016	47	65			55
6/15/2016			58	67	
8/9/2016	10	24	6	4 (J)	6
9/26/2016					24
9/27/2016	16	14	16	18	
11/15/2016	4 (J)	18	18	26	38
1/10/2017					18
1/11/2017		6	8	<10	
1/12/2017	26				
2/28/2017	6	14	4 (J)		12
3/1/2017				6	
4/19/2017					14
4/20/2017	<10	<10	10	<10	
10/10/2017					10
10/11/2017	32	22	26	24	
1/10/2018	10				6
1/11/2018		36	56	6	
7/11/2018	28 (J)	20 (J)	<5 (J)	24 (J)	16 (J)
1/29/2019	24	22	23	26	36
3/26/2019	<10	17	17	27	
3/27/2019					36
9/10/2019	21	16		13	
9/11/2019			15		28
3/31/2020	17				
4/1/2020		<10	21	15	32
9/15/2020	17	17	13	14	22
3/16/2021	23	17		20	24
3/17/2021			29		
8/17/2021		19		19	48
8/18/2021	21				
8/19/2021			21		
2/22/2022	17	16	22	17	27
8/2/2022	<10	13	11	<10	12
2/6/2023	19				
2/7/2023		23	23	24	32
8/1/2023	35		47	35	26
8/2/2023		26			
2/6/2024	23	20	28	27	34
8/13/2024	28	28	26	27	
8/15/2024					32

ND substitution: RL or RL/2 if <15% NDs. Substitution method for trace values of the form <PQL(J): PQL.

Time Series

Constituent: Total Dissolved Solids (mg/L) Analysis Run 9/30/2024 1:20 PM

Plant McIntosh Client: Southern Company Data: McIntosh LF4 CCR

	GWA-3 (bg)	GWA-4A (bg)	GWA-5 (bg)	GWC-1	GWC-10
4/19/2016	<10				
4/20/2016		<5	<5	<25	
4/21/2016					49
6/14/2016	46	67	62		
6/15/2016				52	
6/16/2016					109
8/9/2016	18		6		
8/10/2016				10	58
8/11/2016		<5			
9/27/2016	30	28	10	30	100
11/14/2016	26	48			
11/15/2016			32	32	94
1/10/2017	18	22			
1/11/2017			12		
1/12/2017				52	110
2/28/2017	22	32	<5		
3/1/2017				44	110
4/19/2017	14				
4/20/2017		20	34	20	
4/24/2017					32
10/10/2017		24			
10/11/2017	30		40	54	
10/12/2017					74
12/12/2017					150
1/10/2018	28	42	48		
1/11/2018				100	150
7/11/2018	12 (J)	<5 (J)	22 (J)		
7/12/2018				24 (J)	140 (J)
1/29/2019	27	26	34		
1/30/2019				55 (J)	160 (J)
3/26/2019		39	21		
3/27/2019	35			26	130
9/10/2019		36	13		
9/11/2019	15			49	130
3/31/2020		27	28		
4/1/2020	20			39	130
9/15/2020	<10		23	25	140
9/16/2020		21			
3/16/2021	25			29	130
3/17/2021		36	31		
8/17/2021	21				
8/18/2021				33	140
8/19/2021		26	20		
2/22/2022	16		21		
2/23/2022		21		31	130
8/2/2022	11		11		
8/3/2022		20		33	130
2/7/2023	25	21	24	34	
2/8/2023					130
8/1/2023		25	19		
8/2/2023	31			35	130
2/6/2024	22	20	25		

ND substitution: RL or RL/2 if <15% NDs. Substitution method for trace values of the form <PQL(J): PQL.

Time Series

Constituent: Total Dissolved Solids (mg/L) Analysis Run 9/30/2024 1:20 PM

Plant McIntosh Client: Southern Company Data: McIntosh LF4 CCR

	GWA-3 (bg)	GWA-4A (bg)	GWA-5 (bg)	GWC-1	GWC-10
2/7/2024				33	130
8/13/2024	36	29	25		
8/14/2024				33	120

Time Series

Constituent: Total Dissolved Solids (mg/L) Analysis Run 9/30/2024 1:20 PM

Plant McIntosh Client: Southern Company Data: McIntosh LF4 CCR

	GWC-11	GWC-12	GWC-17 (bg)	GWC-18 (bg)	GWC-19
4/19/2016				106	34
4/20/2016	32	41	29		
6/15/2016	81	27	85		
6/16/2016				150	34
8/9/2016			<5		
8/10/2016	64	6			32
8/11/2016				78	
9/27/2016	60	16	6		
9/28/2016				43	13
11/15/2016	72	22	24		64
11/16/2016				140	
1/11/2017			20	64	
1/12/2017	84	44			
1/16/2017					12
3/1/2017	64	8	38	88	72
4/20/2017		<5	6		
4/24/2017	46				
4/25/2017				92	62
10/11/2017	88		48		
10/12/2017		12		54	38
12/13/2017	68				
1/11/2018	10	34	18		
1/12/2018				110	81
7/11/2018			22 (J)	16 (J)	38 (J)
7/12/2018	94 (J)	26 (J)			
1/29/2019			37		62
1/30/2019	89 (J)	22 (J)		100 (J)	
3/27/2019	79	24	38	79	61
9/11/2019	39	28	31	45	49
4/1/2020		20	27	73	52
4/2/2020	63				
9/15/2020	82		26	64	
9/16/2020		17			60
3/16/2021		19	25		65
3/17/2021	81			59	
8/18/2021	97	20			
8/19/2021			32	71	57
2/22/2022			27		
2/23/2022	70	16		54	41
8/2/2022	35		15	39	
8/3/2022		25			50
2/7/2023		27		90	
2/8/2023	71		35		54
8/2/2023	79	28	38	89	51
2/6/2024			34		
2/7/2024	73			88	48
2/8/2024		23			
8/13/2024			39		
8/14/2024	77	22		89	47

ND substitution: RL or RL/2 if <15% NDs.

Time Series

Constituent: Total Dissolved Solids (mg/L) Analysis Run 9/30/2024 1:20 PM

Plant McIntosh Client: Southern Company Data: McIntosh LF4 CCR

	GWC-20	GWC-21	GWC-23	GWC-9
4/19/2016				49
4/21/2016	28	<5		
6/15/2016				84
6/16/2016	42	30	78	
8/10/2016	6	<5	88	44
9/27/2016	20	14		30
9/28/2016			35	
11/15/2016	82	58		32
11/16/2016			98	
1/12/2017		38		
1/13/2017	36			54
1/17/2017			36	
3/1/2017	40	32		34
3/2/2017			38	
4/24/2017		16		<10
4/25/2017	14		28	
7/13/2017			20	
10/12/2017	22	12	24	20
1/11/2018		20		
1/12/2018	56		43	48
7/11/2018	32 (J)	52 (J)		
7/12/2018			40	42 (J)
1/29/2019	27			
1/30/2019		43 (J)	38 (J)	42 (J)
3/27/2019	57	33	42	34
9/11/2019	45	23	24	43
4/1/2020	26	21	25	36
9/15/2020	34	24	27	
9/16/2020				<10
3/16/2021	37			
3/17/2021		24	24	40
8/19/2021	40	32	32	37
2/22/2022	33			
2/23/2022		26	23	30
8/3/2022	35			42
8/4/2022		26	33	
2/8/2023	31	32	31	44
8/2/2023	36			45
8/3/2023		30	36	
2/7/2024	33	28	33	50
8/14/2024	34	26	33	42

ND substitution: RL or RL/2 if <15% NDs.

Time Series

Constituent: Vanadium (mg/L) Analysis Run 9/30/2024 1:20 PM

Plant McIntosh Client: Southern Company Data: McIntosh LF4 CCR

	GWA-13 (bg)	GWA-14 (bg)	GWA-15 (bg)	GWA-16 (bg)	GWA-2 (bg)
8/25/2004					<0.002
9/11/2004					<0.002
9/26/2004					<0.002
10/13/2004					<0.002
7/11/2005					<0.002
12/7/2005					<0.002
6/22/2006					<0.002
11/28/2006					<0.002
7/6/2007					<0.002
12/13/2007					<0.002
6/20/2008					<0.002
12/7/2008					<0.002
7/9/2009					<0.002
12/28/2009					<0.002
6/22/2010					<0.002
1/4/2011					<0.002
7/9/2011					<0.002
1/21/2012					<0.002
7/11/2012					0.0051
1/20/2013					<0.002
7/19/2013					<0.002
1/15/2014					<0.002
7/11/2014					<0.002
1/16/2015					<0.002
6/20/2015					<0.002
12/7/2015	<0.002	<0.002	<0.002	<0.002	
12/14/2015				<0.002	
12/15/2015	<0.002	<0.002	<0.002		
12/28/2015			<0.002	<0.002	
12/29/2015	<0.002	<0.002			
1/13/2016	<0.002	<0.002	<0.002	<0.002	
1/16/2016					<0.002
1/25/2016	<0.002	<0.002	<0.002	<0.002	
6/14/2016	0.00055 (J)	0.00033 (J)			0.00044 (J)
6/15/2016			0.0003 (J)	0.00015 (J)	
1/10/2017					0.0014 (J)
1/11/2017		<0.002	0.0017 (J)	0.0015 (J)	
1/12/2017	0.0018 (J)				
7/17/2017					<0.002
7/18/2017	<0.002				
7/19/2017		<0.002	<0.002	<0.002	
1/10/2018	<0.002				<0.002
1/11/2018		<0.002	<0.002	<0.002	
7/11/2018	<0.002	<0.002	<0.002	<0.002	<0.002
1/29/2019	0.0018 (J)	<0.002	<0.002	<0.002	<0.002
3/26/2019	<0.002	<0.002	0.0041	0.0019	
3/27/2019					0.0019
9/10/2019	0.0027	0.002		0.0019	
9/11/2019			0.0016		0.0014
3/31/2020	<0.002				
4/1/2020		<0.002	<0.002	<0.002	<0.002
9/15/2020	<0.002	<0.002	<0.002	<0.002	<0.002

ND substitution: RL or RL/2 if <15% NDs.

Time Series

Constituent: Vanadium (mg/L) Analysis Run 9/30/2024 1:20 PM

Plant McIntosh Client: Southern Company Data: McIntosh LF4 CCR

	GWA-13 (bg)	GWA-14 (bg)	GWA-15 (bg)	GWA-16 (bg)	GWA-2 (bg)
3/16/2021	<0.002	<0.002		<0.002	<0.002
3/17/2021			<0.002		
8/17/2021		<0.002		<0.002	<0.002
8/18/2021	<0.002				
8/19/2021			<0.002		
2/22/2022	<0.002	<0.002	<0.002	<0.002	0.001
8/2/2022	<0.002	<0.002	<0.002	<0.002	<0.002
2/6/2023	<0.002				
2/7/2023		<0.002	<0.002	<0.002	<0.002
8/1/2023	<0.002		<0.002	<0.002	<0.002
8/2/2023		<0.002			
2/6/2024	<0.002	<0.002	<0.002	0.00063 (J)	<0.002
8/13/2024	<0.002	<0.002	<0.002	<0.002	
8/15/2024					<0.002

ND substitution: RL or RL/2 if <15% NDs.

Time Series

Constituent: Vanadium (mg/L) Analysis Run 9/30/2024 1:20 PM

Plant McIntosh Client: Southern Company Data: McIntosh LF4 CCR

	GWA-3 (bg)	GWA-4A (bg)	GWA-5 (bg)	GWC-1	GWC-10
8/25/2004	<0.002	<0.002	<0.002	<0.002	<0.002
9/11/2004	<0.002	<0.002	<0.002	<0.002	<0.002
9/26/2004	<0.002	<0.002	<0.002	<0.002	<0.002
10/13/2004	<0.002	<0.002	<0.002		<0.002
7/11/2005	<0.002	<0.002	<0.002	<0.002	<0.002
12/7/2005	<0.002	<0.002	<0.002	<0.002	<0.002
6/22/2006	<0.002	<0.002	<0.002	<0.002	<0.002
11/28/2006	<0.002	<0.002	<0.002	<0.002	<0.002
7/6/2007	0.0031	<0.002	<0.002	<0.002	<0.002
12/13/2007	<0.002	<0.002	<0.002	<0.002	<0.002
6/20/2008	0.005	0.0033	<0.002	<0.002	<0.002
12/7/2008	<0.002	<0.002	<0.002	<0.002	<0.002
7/9/2009	<0.002	<0.002	<0.002	<0.002	
7/10/2009					<0.002
12/28/2009	<0.002			<0.002	
12/29/2009			<0.002		<0.002
12/30/2009		<0.002			
6/22/2010	<0.002	<0.002	<0.002	<0.002	<0.002
1/4/2011		<0.002	<0.002	<0.002	<0.002
1/5/2011	0.056 (O)				
7/9/2011	0.0033		<0.002	0.0032	
7/10/2011		<0.002			<0.002
1/20/2012	<0.002				
1/21/2012		<0.002	<0.002	<0.002	<0.002
7/11/2012	<0.002	<0.002	<0.002	<0.002	<0.002
1/19/2013	<0.002		<0.002		
1/20/2013		<0.002		<0.002	<0.002
7/18/2013	<0.002		<0.002		
7/19/2013		<0.002		<0.002	<0.002
1/15/2014	<0.002		<0.002	<0.002	
1/16/2014		<0.002			<0.002
7/10/2014		<0.002	<0.002		<0.002
7/11/2014	<0.002			<0.002	
1/15/2015	<0.002		<0.002		
1/16/2015		<0.002		<0.002	0.00098 (J)
6/19/2015	<0.002		0.0035 (J)		
6/20/2015		<0.002		0.0017 (J)	0.0019 (J)
1/14/2016		<0.002	<0.002		
1/16/2016	<0.002			<0.002	0.0008 (J)
6/14/2016	0.00027 (J)	0.00028 (J)	0.00047 (J)		
6/15/2016				0.00031 (J)	
6/16/2016					0.0011 (J)
1/10/2017	0.0015 (J)	0.0014 (J)			
1/11/2017			0.0016 (J)		
1/12/2017				0.0031	0.0087 (o)
7/18/2017	<0.002	<0.002	<0.002		
7/19/2017				<0.002	
7/24/2017					0.0027
1/10/2018	<0.002	<0.002	<0.002		
1/11/2018				<0.002	<0.002
7/11/2018	<0.002	<0.002	<0.002		
7/12/2018				<0.002	<0.002

ND substitution: RL or RL/2 if <15% NDs.

Time Series

Constituent: Vanadium (mg/L) Analysis Run 9/30/2024 1:20 PM

Plant McIntosh Client: Southern Company Data: McIntosh LF4 CCR

	GWA-3 (bg)	GWA-4A (bg)	GWA-5 (bg)	GWC-1	GWC-10
1/29/2019	<0.002	<0.002	<0.002		
1/30/2019				<0.002	0.0027 (J)
3/26/2019		0.0027	0.0015		
3/27/2019	0.0047			<0.002	0.0065 (o)
9/10/2019		0.0018	0.0018		
9/11/2019	0.0012			0.0013	0.0022
3/31/2020		<0.002	<0.002		
4/1/2020	<0.002			<0.002	0.0012
9/15/2020	<0.002		<0.002	<0.002	<0.002
9/16/2020		<0.002			
3/16/2021	<0.002			<0.002	0.0013
3/17/2021		<0.002	<0.002		
8/17/2021	<0.002				
8/18/2021				0.0011	0.0015
8/19/2021		<0.002	<0.002		
2/22/2022	<0.002		<0.002		
2/23/2022		<0.002		<0.002	0.0011
8/2/2022	<0.002		<0.002		
8/3/2022		0.00097 (J)		<0.002	0.002
2/7/2023	<0.002	<0.002	<0.002	<0.002	
2/8/2023					0.001 (J)
8/1/2023		<0.002	<0.002		
8/2/2023	<0.002			0.00084 (J)	0.00096 (J)
2/6/2024	<0.002	<0.002	<0.002		
2/7/2024				<0.002	0.0015 (J)
8/13/2024	<0.002	<0.002	<0.002		
8/14/2024				<0.002	<0.002

ND substitution: RL or RL/2 if <15% NDs.

Time Series

Constituent: Vanadium (mg/L) Analysis Run 9/30/2024 1:20 PM

Plant McIntosh Client: Southern Company Data: McIntosh LF4 CCR

	GWC-11	GWC-12	GWC-17 (bg)	GWC-18 (bg)	GWC-19
8/25/2004	<0.0025	<0.002			
9/11/2004	<0.0025	<0.002			
9/26/2004	<0.0025	<0.002			
10/13/2004	<0.0025	<0.002			
7/11/2005	<0.0025	<0.002			
12/7/2005	<0.0025	<0.002			
6/22/2006	<0.0025	<0.002			
11/28/2006	<0.0025	<0.002			
7/6/2007	<0.0025	<0.002			
12/13/2007	<0.0025	<0.002			
6/20/2008	0.0093 (o)	<0.002			
12/7/2008	<0.0025	<0.002			
7/10/2009	<0.0025	<0.002			
12/28/2009		<0.002			
12/29/2009	<0.0025				
6/22/2010	0.0025	<0.002			
1/4/2011		<0.002			
1/5/2011	<0.0025				
7/9/2011	<0.0025	<0.002			
1/20/2012		<0.002			
1/21/2012	<0.0025				
7/11/2012	<0.0025	<0.002			
1/19/2013	<0.0025	<0.002			
7/18/2013		<0.002			
7/19/2013	<0.0025				
1/15/2014	<0.0025	<0.002			
7/11/2014	0.001 (J)	<0.002			
1/15/2015		<0.002			
1/16/2015	0.00089 (J)				
6/19/2015		<0.002			
6/20/2015	0.0017 (J)				
12/8/2015			<0.002	0.0023 (J)	0.0023 (J)
12/14/2015			<0.002	0.0028 (J)	
12/15/2015					0.0016 (J)
12/28/2015			<0.002	0.0024 (J)	0.0013 (J)
1/13/2016			<0.002		
1/14/2016	0.0017 (J)			0.0022 (J)	0.0014 (J)
1/16/2016		<0.002			
1/26/2016			<0.002	0.0022 (J)	0.0013 (J)
6/15/2016	0.0018 (J)	0.0004 (J)	0.00047 (J)		
6/16/2016				0.0041 (J)	0.00092 (J)
1/11/2017			<0.002	0.003	
1/12/2017	0.01 (o)	0.0075 (o)			
1/16/2017					0.0067
7/19/2017			<0.002		
7/20/2017		0.0015 (J)			
7/24/2017	0.0015 (J)				
7/25/2017				0.0055	0.0035
1/11/2018	<0.0025	<0.002	<0.002		
1/12/2018				0.0022 (J)	<0.002
7/11/2018			<0.002	0.0016 (J)	<0.002
7/12/2018	<0.0025	<0.002			

ND substitution: RL or RL/2 if <15% NDs.

Time Series

Constituent: Vanadium (mg/L) Analysis Run 9/30/2024 1:20 PM

Plant McIntosh Client: Southern Company Data: McIntosh LF4 CCR

	GWC-11	GWC-12	GWC-17 (bg)	GWC-18 (bg)	GWC-19
1/29/2019			<0.002		<0.002
1/30/2019	<0.0025	<0.002		0.0042 (J)	
3/27/2019	0.0016	0.0078 (o)	0.004	0.0074	<0.002
9/11/2019	0.0025	0.0011	0.0018	0.0037	0.0023
4/1/2020		<0.002	<0.002	0.0024	<0.002
4/2/2020	0.0016				
9/15/2020	0.001		<0.002	0.0022	
9/16/2020		<0.002			<0.002
3/16/2021		<0.002	<0.002		<0.002
3/17/2021	0.0015			0.0026	
8/18/2021	0.0018	<0.002			
8/19/2021			0.0013	0.003	0.0015
2/22/2022			<0.002		
2/23/2022	0.0013	<0.002		0.0025	0.00088 (J)
8/2/2022	0.0014		<0.002	0.0028	
8/3/2022		0.0016			0.0022
2/7/2023		<0.002		0.0038	
2/8/2023	0.00095 (J)		<0.002		0.00088 (J)
8/2/2023	0.0015 (J)	<0.002	<0.002	0.0031	<0.002
2/6/2024			0.00082 (J)		
2/7/2024	0.0016 (J)			0.0034	0.0011 (J)
2/8/2024		<0.002			
8/13/2024			<0.002		
8/14/2024	0.0011 (J)	<0.002		0.0028	<0.002

ND substitution: RL or RL/2 if <15% NDs.

Time Series

Constituent: Vanadium (mg/L) Analysis Run 9/30/2024 1:20 PM

Plant McIntosh Client: Southern Company Data: McIntosh LF4 CCR

	GWC-20	GWC-21	GWC-23	GWC-9
8/25/2004				<0.002
9/11/2004				<0.002
9/26/2004				<0.002
10/13/2004				<0.002
7/11/2005				<0.002
12/7/2005				<0.002
6/22/2006				<0.002
11/28/2006				<0.002
7/6/2007				<0.002
12/13/2007				<0.002
6/20/2008				0.0037
12/7/2008				<0.002
7/9/2009				<0.002
12/29/2009				<0.002
6/22/2010				<0.002
1/5/2011				<0.002
7/9/2011				<0.002
1/21/2012				<0.002
7/11/2012				<0.002
1/19/2013				<0.002
7/18/2013				<0.002
1/15/2014				<0.002
7/10/2014				<0.002
1/16/2015				<0.002
6/20/2015				<0.002
12/9/2015	<0.002	<0.002		
12/14/2015	<0.002	<0.002		
12/29/2015	<0.002	<0.002		
1/14/2016	<0.002	<0.002		<0.002
1/25/2016	<0.002	<0.002		
6/15/2016				0.00019 (J)
6/16/2016	0.00054 (J)	0.00048 (J)	0.00063 (J)	
1/12/2017		0.0058		
1/13/2017	0.0074			0.0091 (o)
1/17/2017			0.0026	
7/24/2017				0.0027
7/25/2017	0.0034	0.0029	0.003	
1/11/2018		<0.002		
1/12/2018	<0.002		<0.002	<0.002
7/11/2018	<0.002	<0.002		
7/12/2018			<0.002	<0.002
1/29/2019	<0.002			
1/30/2019		<0.002	<0.002	<0.002
3/27/2019	0.0031	0.0049	0.0055	0.006
9/11/2019	0.0018	0.0015	0.0015	0.0015
4/1/2020	<0.002	<0.002	<0.002	<0.002
9/15/2020	<0.002	<0.002	<0.002	
9/16/2020				<0.002
3/16/2021	<0.002			
3/17/2021		<0.002	<0.002	<0.002
8/19/2021	<0.002	0.001	0.0011	<0.002
2/22/2022	<0.002			

ND substitution: RL or RL/2 if <15% NDs.

Time Series

Constituent: Vanadium (mg/L) Analysis Run 9/30/2024 1:20 PM

Plant McIntosh Client: Southern Company Data: McIntosh LF4 CCR

	GWC-20	GWC-21	GWC-23	GWC-9
2/23/2022		<0.002	<0.002	<0.002
8/3/2022	0.0017			0.0016
8/4/2022		0.0019	0.00095 (J)	
2/8/2023	<0.002	<0.002	<0.002	<0.002
8/2/2023	<0.002			<0.002
8/3/2023		<0.002	0.0007 (J)	
2/7/2024	0.00081 (J)	<0.002	0.00083 (J)	0.001 (J)
8/14/2024	<0.002	<0.002	<0.002	<0.002

ND substitution: RL or RL/2 if <15% NDs.

Time Series

Constituent: Zinc (mg/L) Analysis Run 9/30/2024 1:20 PM

Plant McIntosh Client: Southern Company Data: McIntosh LF4 CCR

	GWA-13 (bg)	GWA-14 (bg)	GWA-15 (bg)	GWA-16 (bg)	GWA-2 (bg)
8/25/2004					0.014
9/11/2004					<0.02
9/26/2004					<0.02
10/13/2004					<0.02
7/11/2005					<0.02
12/7/2005					<0.02
6/22/2006					0.0041
11/28/2006					0.0033
7/6/2007					0.0036
12/13/2007					<0.02
6/20/2008					0.0045
12/7/2008					0.0031
7/9/2009					0.004
12/28/2009					0.0027
6/22/2010					0.0028
1/4/2011					0.0027
7/9/2011					0.0051
1/21/2012					0.004
7/11/2012					0.0075
1/20/2013					0.0034
7/19/2013					<0.02
1/15/2014					0.0049
7/11/2014					0.0038
1/16/2015					0.0032
6/20/2015					0.0042
12/7/2015	0.0034	0.0044	0.0052	0.0048	
12/14/2015				0.0038	
12/15/2015	0.003	0.0031	0.0046		
12/28/2015			0.0042	0.0042	
12/29/2015	0.0028	0.0028			
1/13/2016	0.0025	0.0028	0.0038	0.0036	
1/16/2016					0.0042
1/25/2016	0.0022 (J)	0.0034	0.0036	0.0033	
6/14/2016	0.0042 (J)	0.0036 (J)			0.0043 (J)
6/15/2016			0.0028 (J)	0.0032 (J)	
1/10/2017					0.0084 (J)
1/11/2017		0.013 (J)	0.014 (J)	<0.005	
1/12/2017	<0.005				
7/17/2017					<0.02
7/18/2017	<0.005				
7/19/2017		<0.005	<0.005	<0.005	
1/10/2018	<0.005				<0.02
1/11/2018		<0.005	<0.005	<0.005	
7/11/2018	<0.005	<0.005	<0.005	<0.005	<0.02
1/29/2019	<0.005	0.0048 (J)	0.0059 (J)	0.0024 (J)	0.0064 (J)
3/26/2019	<0.005	<0.005	<0.005	<0.005	
3/27/2019					<0.02
9/10/2019	0.0061	0.0069		0.006	
9/11/2019			0.0062		0.0089
3/31/2020	<0.005				
4/1/2020		<0.005	<0.005	<0.005	0.0066
9/15/2020	0.0037 (J)	0.024	0.0033 (J)	0.0033 (J)	0.0049 (J)

ND substitution: RL or RL/2 if <15% NDs.

Time Series

Constituent: Zinc (mg/L) Analysis Run 9/30/2024 1:20 PM

Plant McIntosh Client: Southern Company Data: McIntosh LF4 CCR

	GWA-13 (bg)	GWA-14 (bg)	GWA-15 (bg)	GWA-16 (bg)	GWA-2 (bg)
3/16/2021	<0.005	0.007		0.005	0.0045 (J)
3/17/2021			0.0063		
8/17/2021		<0.005		<0.005	0.004 (J)
8/18/2021	<0.005				
8/19/2021			<0.005		
2/22/2022	<0.005	0.0054	0.0057	0.0076	0.0055
8/2/2022	<0.005	0.0042 (J)	0.0039 (J)	0.0032 (J)	0.0074
2/6/2023	<0.005				
2/7/2023		0.0031 (J)	<0.005	0.0063	0.0051
8/1/2023	0.0032 (J)		0.0029 (J)	0.0032 (J)	0.0061
8/2/2023		0.003 (J)			
2/6/2024	0.0045 (J)	0.0028 (J)	0.0041 (J)	0.0029 (J)	0.0041 (J)
8/13/2024	<0.005	<0.005	0.0035 (J)	0.0077	
8/15/2024					0.029

ND substitution: RL or RL/2 if <15% NDs.

Time Series

Constituent: Zinc (mg/L) Analysis Run 9/30/2024 1:20 PM

Plant McIntosh Client: Southern Company Data: McIntosh LF4 CCR

	GWA-3 (bg)	GWA-4A (bg)	GWA-5 (bg)	GWC-1	GWC-10
8/25/2004	<0.005	<0.005	0.017	0.012	<0.005
9/11/2004	<0.005	<0.005	<0.005	<0.005	0.01
9/26/2004	<0.005	<0.005	<0.005	<0.005	<0.005
10/13/2004	<0.005	<0.005	<0.005		<0.005
7/11/2005	<0.005	<0.005	<0.005	<0.005	<0.005
12/7/2005	<0.005	0.06 (O)	<0.005	0.015	<0.005
6/22/2006	0.0042	0.0061	0.0033	0.0044	0.0034
11/28/2006	0.0048	0.0064	0.0034	0.0034	0.019
7/6/2007	0.045	0.011	0.0037	0.0029	<0.005
12/13/2007	0.005	0.0061	<0.005	<0.005	<0.005
6/20/2008	0.012	0.009	0.0042	0.0035	0.0039
12/7/2008	0.042	0.0071	0.0049	0.0036	<0.005
7/9/2009	0.0038	0.0059	0.0032	0.0032	
7/10/2009					<0.005
12/28/2009	<0.005			0.0032	
12/29/2009			0.0031		<0.005
12/30/2009		0.0038			
6/22/2010	<0.005	0.0044	<0.005	0.0032	<0.005
1/4/2011		0.0038	0.0029	<0.005	<0.005
1/5/2011	0.057 (O)				
7/9/2011	0.0085		0.0038	0.0076	
7/10/2011		0.005			0.0026
1/20/2012	0.0057				
1/21/2012		0.0074	0.0057	0.0034	<0.005
7/11/2012	<0.005	0.0047	0.0032	0.0028	<0.005
1/19/2013	<0.005		0.0032		
1/20/2013		<0.005		0.0032	<0.005
7/18/2013	0.0028		0.0027		
7/19/2013		0.0032		0.0028	<0.005
1/15/2014	0.0047		0.0059	0.0047	
1/16/2014		0.019			0.0031
7/10/2014		0.0038	0.0064		0.0012 (J)
7/11/2014	0.0025			0.0041	
1/15/2015	0.002 (J)		0.0024 (J)		
1/16/2015		0.0045		0.0035	0.0017 (J)
6/19/2015	0.0019 (J)		0.0057		
6/20/2015		0.0023 (J)		0.0043	0.0036
1/14/2016		0.0024 (J)	0.0022 (J)		
1/16/2016	0.0033			0.002 (J)	<0.005
6/14/2016	0.0028 (J)	0.0053 (J)	0.0028 (J)		
6/15/2016				0.0027 (J)	
6/16/2016					<0.005
1/10/2017	0.0079 (J)	<0.005			
1/11/2017			0.013 (J)		
1/12/2017				<0.005	<0.005
7/18/2017	<0.005	<0.005	<0.005		
7/19/2017				<0.005	
7/24/2017					<0.005
1/10/2018	<0.005	<0.005	<0.005		
1/11/2018				<0.005	<0.005
7/11/2018	<0.005	0.0098 (J)	<0.005		
7/12/2018				<0.005	<0.005

ND substitution: RL or RL/2 if <15% NDs.

Time Series

Constituent: Zinc (mg/L) Analysis Run 9/30/2024 1:20 PM

Plant McIntosh Client: Southern Company Data: McIntosh LF4 CCR

	GWA-3 (bg)	GWA-4A (bg)	GWA-5 (bg)	GWC-1	GWC-10
1/29/2019	<0.005	0.0064 (J)	0.0027 (J)		
1/30/2019				0.0031 (J)	<0.005
3/26/2019		0.01	<0.005		
3/27/2019	<0.005			<0.005	<0.005
9/10/2019		0.012	0.022		
9/11/2019	0.012			0.0088	0.0058
3/31/2020		0.013	<0.005		
4/1/2020	<0.005			0.0046 (J)	<0.005
9/15/2020	<0.005		0.0049 (J)	0.0049 (J)	0.0043 (J)
9/16/2020		0.011			
3/16/2021	0.0035 (J)			0.0047 (J)	<0.005
3/17/2021		0.0039 (J)	0.0041 (J)		
8/17/2021	<0.005				
8/18/2021				0.0035 (J)	<0.005
8/19/2021		0.004 (J)	<0.005		
2/22/2022	<0.005		<0.005		
2/23/2022		<0.005		<0.005	<0.005
8/2/2022	0.033		0.0051		
8/3/2022		0.012		0.0073	0.0046 (J)
2/7/2023	0.0032 (J)	0.0031 (J)	0.0037 (J)	0.0055	
2/8/2023					<0.005
8/1/2023		0.0047 (J)	0.0028 (J)		
8/2/2023	<0.005			0.0062	0.0046 (J)
2/6/2024	<0.005	0.0029 (J)	<0.005		
2/7/2024				0.0033 (J)	<0.005
8/13/2024	0.0047 (J)	0.0031 (J)	0.0031 (J)		
8/14/2024				0.0029 (J)	<0.005

ND substitution: RL or RL/2 if <15% NDs.

Time Series

Constituent: Zinc (mg/L) Analysis Run 9/30/2024 1:20 PM

Plant McIntosh Client: Southern Company Data: McIntosh LF4 CCR

	GWC-11	GWC-12	GWC-17 (bg)	GWC-18 (bg)	GWC-19
8/25/2004	<0.005	<0.005			
9/11/2004	<0.005	0.01			
9/26/2004	<0.005	<0.005			
10/13/2004	<0.005	<0.005			
7/11/2005	<0.005	<0.005			
12/7/2005	<0.005	<0.005			
6/22/2006	0.0025	0.0038			
11/28/2006	0.0026	0.007			
7/6/2007	0.0025	0.0025			
12/13/2007	<0.005	0.0032			
6/20/2008	0.0089	0.0044			
12/7/2008	0.041 (O)	0.0042			
7/10/2009	<0.005	0.0025			
12/28/2009		0.0027			
12/29/2009	<0.005				
6/22/2010	<0.005	<0.005			
1/4/2011		0.0033			
1/5/2011	<0.005				
7/9/2011	<0.005	0.0043			
1/20/2012		0.0038			
1/21/2012	0.005				
7/11/2012	0.0025	0.0035			
1/19/2013	<0.005	0.0028			
7/18/2013		0.0028			
7/19/2013	<0.005				
1/15/2014	0.0034	0.0053			
7/11/2014	0.0019 (J)	0.0034			
1/15/2015		0.003			
1/16/2015	<0.005				
6/19/2015		0.0035			
6/20/2015	<0.005				
12/8/2015			0.0058	0.0017 (J)	0.0035
12/14/2015			0.006	0.0028	
12/15/2015					0.0028
12/28/2015			0.0058	0.0024 (J)	0.0023 (J)
1/13/2016			0.0056		
1/14/2016	0.0022 (J)			0.0036	0.012
1/16/2016		0.0023 (J)			
1/26/2016			0.0046	0.0036	0.0034
6/15/2016	0.0028 (J)	0.0031 (J)	0.0053 (J)		
6/16/2016				0.0052 (J)	0.0026 (J)
1/11/2017			0.018 (J)	0.025	
1/12/2017	<0.005	<0.005			
1/16/2017					<0.005
7/19/2017			<0.02		
7/20/2017		<0.005			
7/24/2017	<0.005				
7/25/2017				<0.005	<0.005
1/11/2018	<0.005	<0.005	<0.02		
1/12/2018				<0.005	<0.005
7/11/2018			<0.02	<0.005	<0.005
7/12/2018	<0.005	<0.005			

ND substitution: RL or RL/2 if <15% NDs.

Time Series

Constituent: Zinc (mg/L) Analysis Run 9/30/2024 1:20 PM

Plant McIntosh Client: Southern Company Data: McIntosh LF4 CCR

	GWC-11	GWC-12	GWC-17 (bg)	GWC-18 (bg)	GWC-19
1/29/2019			0.0059 (J)		0.0051 (J)
1/30/2019	<0.005	<0.005		0.5 (o)	
3/27/2019	<0.005	<0.005	<0.02	<0.005	<0.005
9/11/2019	0.005	0.0066	0.013	0.0058	0.0046 (J)
4/1/2020		<0.005	0.005	<0.005	<0.005
4/2/2020	0.0049 (J)				
9/15/2020	<0.005		0.0052	0.0032 (J)	
9/16/2020		0.0033 (J)			0.004 (J)
3/16/2021		<0.005	0.006		<0.005
3/17/2021	0.0032 (J)			0.0032 (J)	
8/18/2021	<0.005	0.0081			
8/19/2021			0.013	0.015	0.017
2/22/2022			0.0046 (J)		
2/23/2022	<0.005	<0.005		<0.005	<0.005
8/2/2022	0.0052		0.0074	0.0058	
8/3/2022		0.0071			0.0057
2/7/2023		<0.005		0.0032 (J)	
2/8/2023	<0.005		0.0061		<0.005
8/2/2023	0.0061	0.0036 (J)	0.012	0.0044 (J)	0.0051
2/6/2024			0.005		
2/7/2024	<0.005			<0.005	<0.005
2/8/2024		0.004 (J)			
8/13/2024			0.0056		
8/14/2024	<0.005	0.017		<0.005	<0.005

ND substitution: RL or RL/2 if <15% NDs.

Time Series

Constituent: Zinc (mg/L) Analysis Run 9/30/2024 1:20 PM

Plant McIntosh Client: Southern Company Data: McIntosh LF4 CCR

	GWC-20	GWC-21	GWC-23	GWC-9
8/25/2004				<0.005
9/11/2004				<0.005
9/26/2004				<0.005
10/13/2004				<0.005
7/11/2005				<0.005
12/7/2005				<0.005
6/22/2006				<0.005
11/28/2006				0.0034
7/6/2007				0.0049
12/13/2007				<0.005
6/20/2008				0.006
12/7/2008				0.0043
7/9/2009				<0.005
12/29/2009				0.0061
6/22/2010				<0.005
1/5/2011				<0.005
7/9/2011				0.0077
1/21/2012				0.0032
7/11/2012				<0.005
1/19/2013				<0.005
7/18/2013				<0.005
1/15/2014				0.0036
7/10/2014				0.0024 (J)
1/16/2015				0.0055
6/20/2015				<0.005
12/9/2015	0.0035	0.0016 (J)		
12/14/2015	0.0056	0.0015 (J)		
12/29/2015	0.0084	<0.005		
1/14/2016	0.0048	0.0052		<0.005
1/25/2016	0.0069	0.0017 (J)		
6/15/2016				0.0037 (J)
6/16/2016	0.0048 (J)	0.0097 (J)	0.0098 (J)	
1/12/2017		<0.005		
1/13/2017	<0.005			<0.005
1/17/2017			<0.005	
7/24/2017				<0.005
7/25/2017	<0.005	<0.005	0.0069 (J)	
1/11/2018		<0.005		
1/12/2018	<0.005		<0.005	<0.005
7/11/2018	<0.005	<0.005		
7/12/2018			<0.005	<0.005
1/29/2019	<0.005			
1/30/2019		0.0025 (J)	0.0049 (J)	0.051
3/27/2019	<0.005	<0.005	<0.005	<0.005
9/11/2019	0.0073	0.0063	0.0086	0.0058
4/1/2020	<0.005	0.0032 (J)	0.0033 (J)	<0.005
9/15/2020	0.0044 (J)	<0.005	0.004 (J)	
9/16/2020				0.0035 (J)
3/16/2021	<0.005			
3/17/2021		<0.005	0.0033 (J)	<0.005
8/19/2021	<0.005	<0.005	0.0081	<0.005
2/22/2022	0.0034 (J)			

ND substitution: RL or RL/2 if <15% NDs.

Time Series

Constituent: Zinc (mg/L) Analysis Run 9/30/2024 1:20 PM

Plant McIntosh Client: Southern Company Data: McIntosh LF4 CCR

	GWC-20	GWC-21	GWC-23	GWC-9
2/23/2022		0.004 (J)	0.017	<0.005
8/3/2022	0.0042 (J)			0.005
8/4/2022		0.016	0.016	
2/8/2023	<0.005	<0.005	0.0046 (J)	<0.005
8/2/2023	0.004 (J)			0.0032 (J)
8/3/2023		0.0047 (J)	0.0049 (J)	
2/7/2024	<0.005	<0.005	0.0035 (J)	<0.005
8/14/2024	<0.005	<0.005	<0.005	<0.005

ND substitution: RL or RL/2 if <15% NDs.

FIGURE B.

Sanitas™ v.10.0.22 Software licensed to Groundwater Stats Consulting. UG

Box & Whiskers Plot

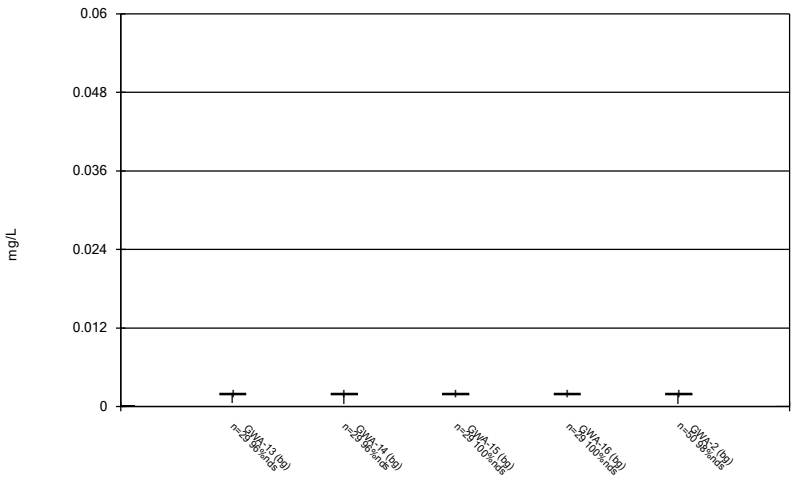

Constituent: Antimony Analysis Run 9/30/2024 1:21 PM

Plant McIntosh Client: Southern Company Data: McIntosh LF4 CCR

Sanitas™ v.10.0.22 Software licensed to Groundwater Stats Consulting. UG

Box & Whiskers Plot

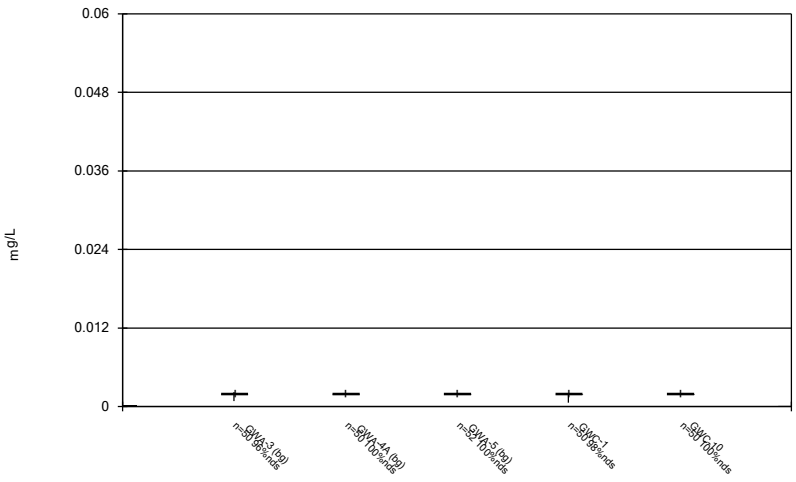

Constituent: Antimony Analysis Run 9/30/2024 1:21 PM

Plant McIntosh Client: Southern Company Data: McIntosh LF4 CCR

Sanitas™ v.10.0.22 Software licensed to Groundwater Stats Consulting. UG

Box & Whiskers Plot

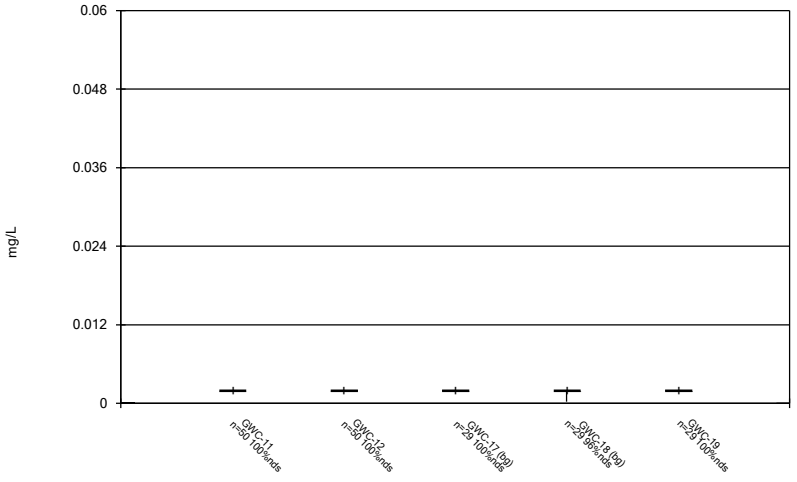

Constituent: Antimony Analysis Run 9/30/2024 1:21 PM

Plant McIntosh Client: Southern Company Data: McIntosh LF4 CCR

Sanitas™ v.10.0.22 Software licensed to Groundwater Stats Consulting. UG

Box & Whiskers Plot

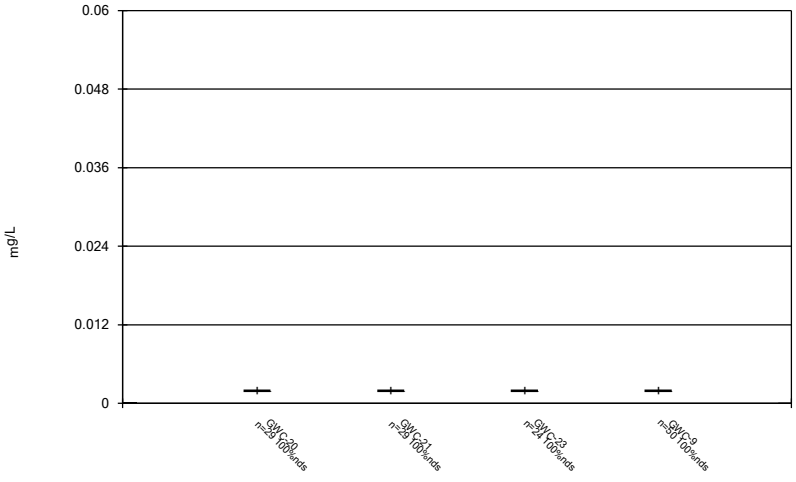

Constituent: Antimony Analysis Run 9/30/2024 1:21 PM

Plant McIntosh Client: Southern Company Data: McIntosh LF4 CCR

Sanitas™ v.10.0.22 Software licensed to Groundwater Stats Consulting. UG

Box & Whiskers Plot

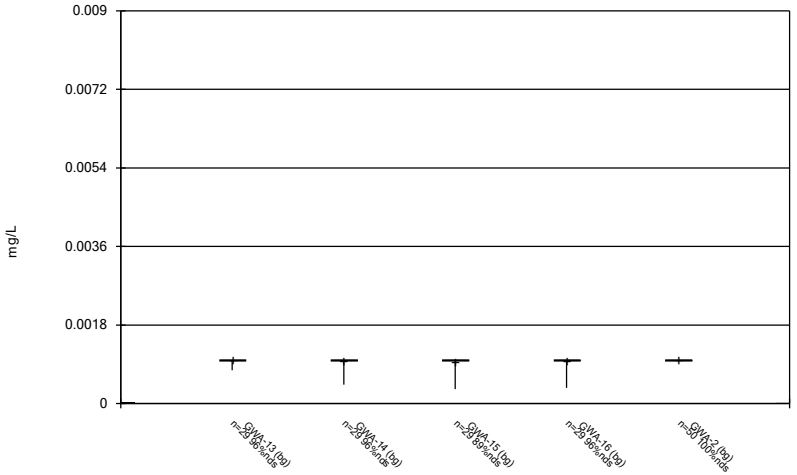

Constituent: Arsenic Analysis Run 9/30/2024 1:21 PM

Plant McIntosh Client: Southern Company Data: McIntosh LF4 CCR

Sanitas™ v.10.0.22 Software licensed to Groundwater Stats Consulting. UG

Box & Whiskers Plot

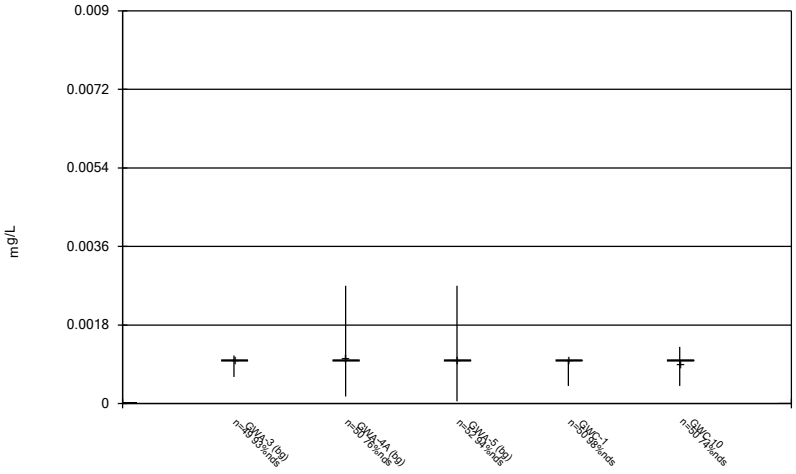

Constituent: Arsenic Analysis Run 9/30/2024 1:21 PM

Plant McIntosh Client: Southern Company Data: McIntosh LF4 CCR

Sanitas™ v.10.0.22 Software licensed to Groundwater Stats Consulting. UG

Box & Whiskers Plot

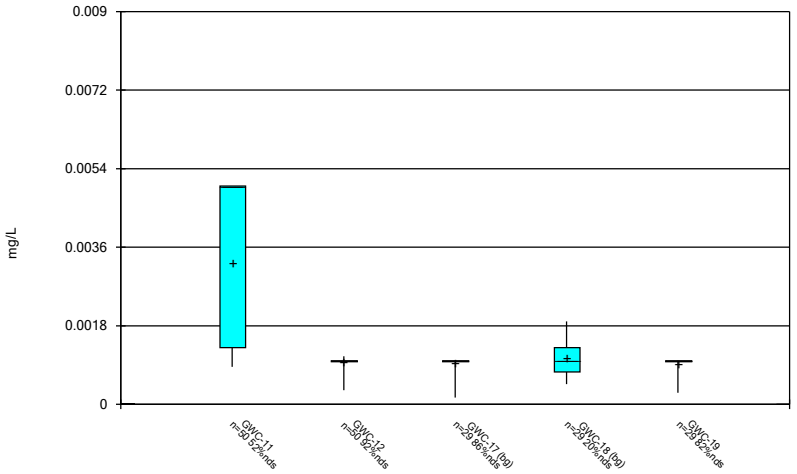

Constituent: Arsenic Analysis Run 9/30/2024 1:21 PM

Plant McIntosh Client: Southern Company Data: McIntosh LF4 CCR

Sanitas™ v.10.0.22 Software licensed to Groundwater Stats Consulting. UG

Box & Whiskers Plot

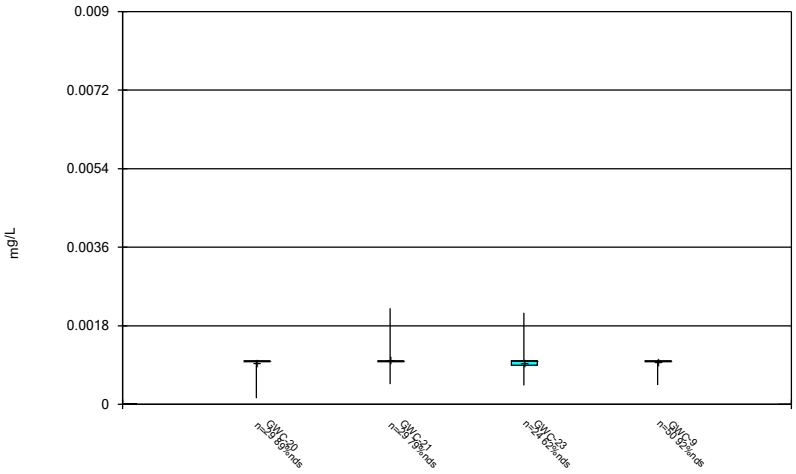

Constituent: Arsenic Analysis Run 9/30/2024 1:21 PM

Plant McIntosh Client: Southern Company Data: McIntosh LF4 CCR

Sanitas™ v.10.0.22 Software licensed to Groundwater Stats Consulting. UG

Box & Whiskers Plot

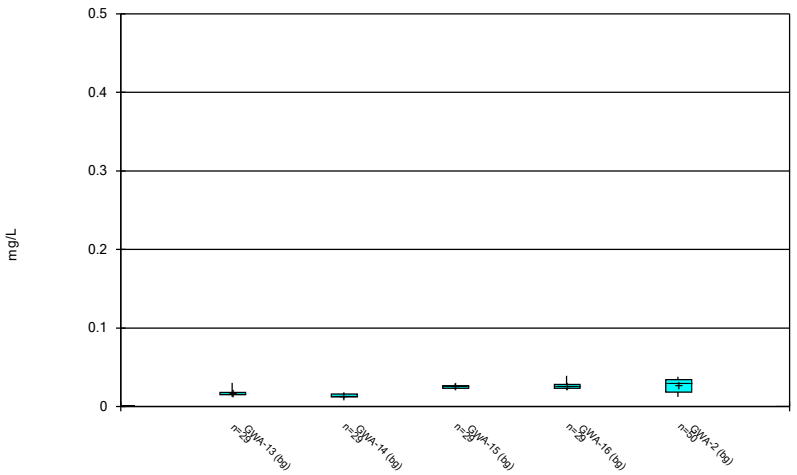

Constituent: Barium Analysis Run 9/30/2024 1:21 PM
Plant McIntosh Client: Southern Company Data: McIntosh LF4 CCR

Sanitas™ v.10.0.22 Software licensed to Groundwater Stats Consulting. UG

Box & Whiskers Plot

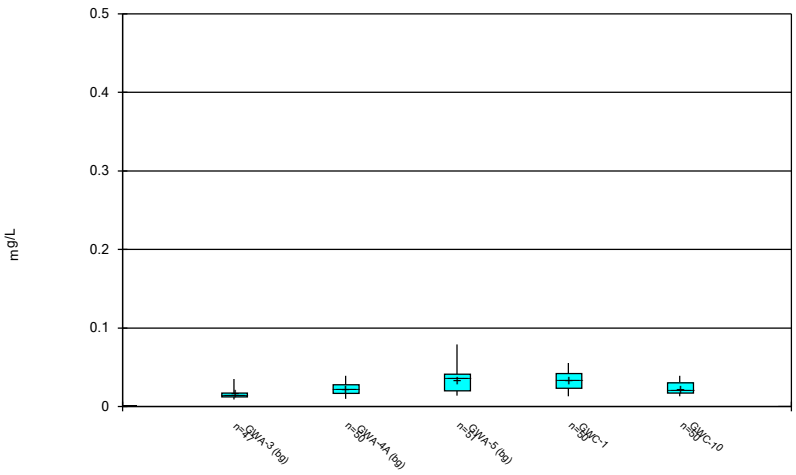

Constituent: Barium Analysis Run 9/30/2024 1:21 PM
Plant McIntosh Client: Southern Company Data: McIntosh LF4 CCR

Sanitas™ v.10.0.22 Software licensed to Groundwater Stats Consulting. UG

Box & Whiskers Plot

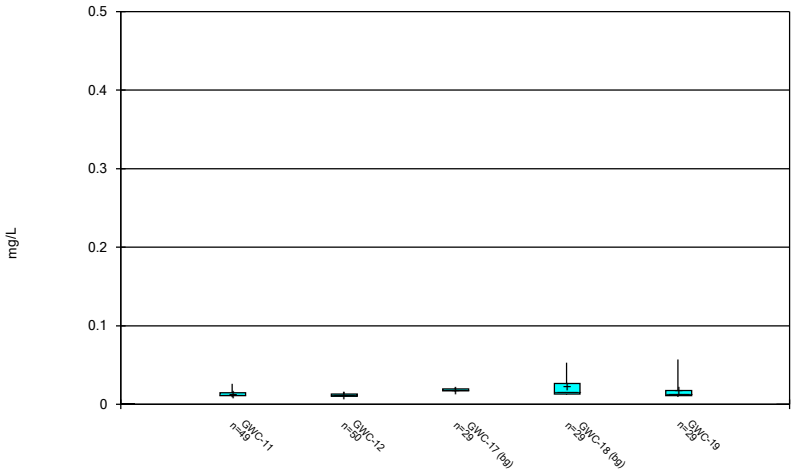

Constituent: Barium Analysis Run 9/30/2024 1:21 PM
Plant McIntosh Client: Southern Company Data: McIntosh LF4 CCR

Sanitas™ v.10.0.22 Software licensed to Groundwater Stats Consulting. UG

Box & Whiskers Plot

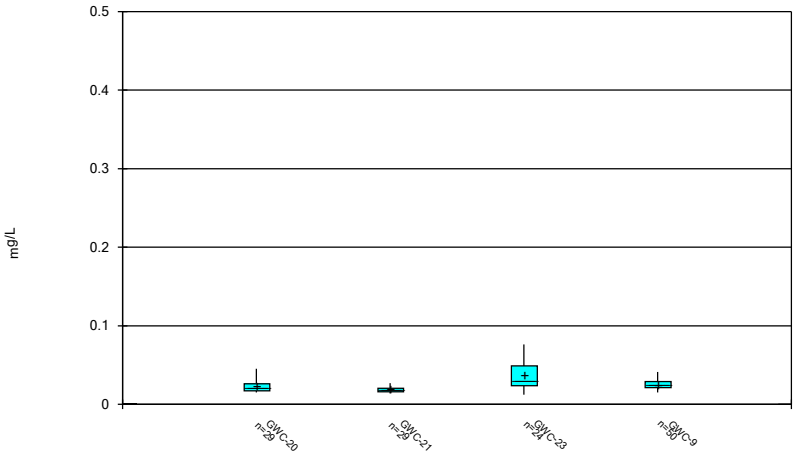

Constituent: Barium Analysis Run 9/30/2024 1:21 PM
Plant McIntosh Client: Southern Company Data: McIntosh LF4 CCR

Sanitas™ v.10.0.22 Software licensed to Groundwater Stats Consulting. UG

Box & Whiskers Plot

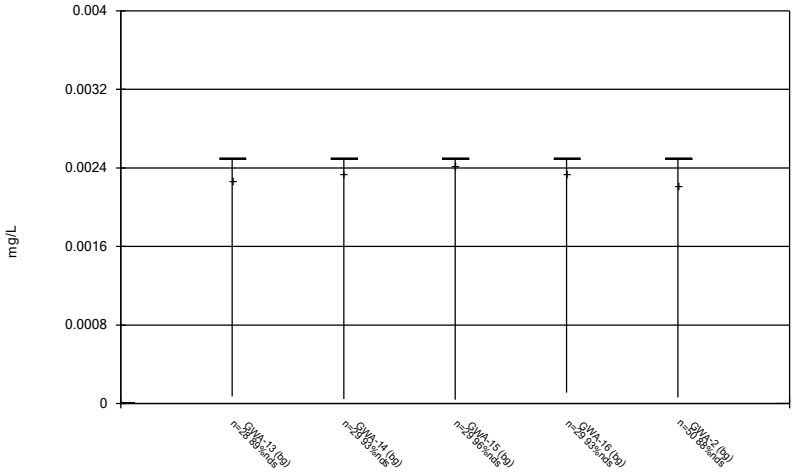

Constituent: Beryllium Analysis Run 9/30/2024 1:21 PM

Plant McIntosh Client: Southern Company Data: McIntosh LF4 CCR

Sanitas™ v.10.0.22 Software licensed to Groundwater Stats Consulting. UG

Box & Whiskers Plot

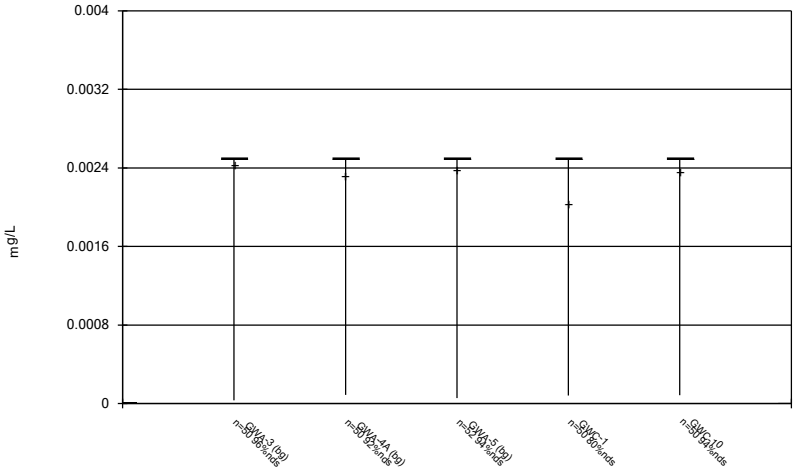

Constituent: Beryllium Analysis Run 9/30/2024 1:21 PM

Plant McIntosh Client: Southern Company Data: McIntosh LF4 CCR

Sanitas™ v.10.0.22 Software licensed to Groundwater Stats Consulting. UG

Box & Whiskers Plot

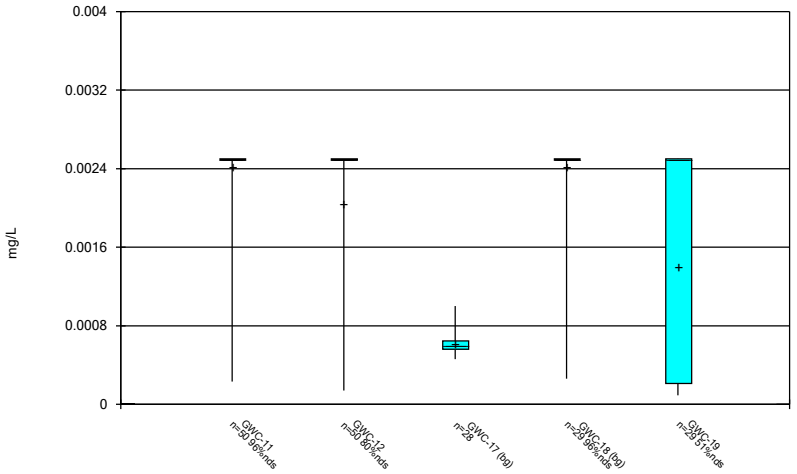

Constituent: Beryllium Analysis Run 9/30/2024 1:21 PM

Plant McIntosh Client: Southern Company Data: McIntosh LF4 CCR

Sanitas™ v.10.0.22 Software licensed to Groundwater Stats Consulting. UG

Box & Whiskers Plot

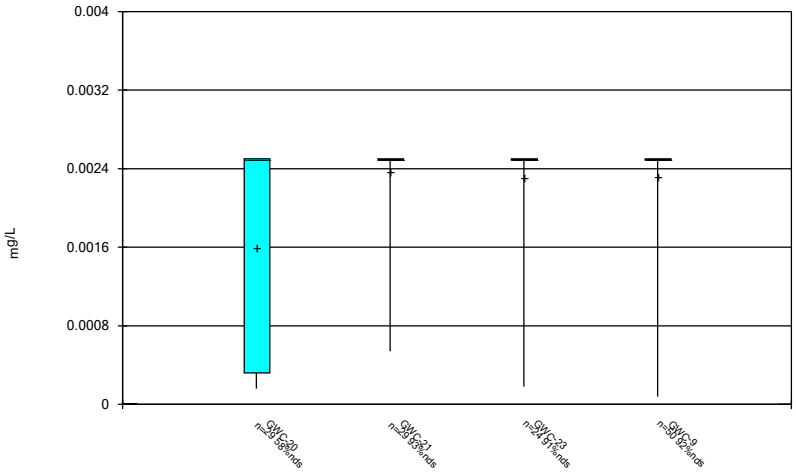

Constituent: Beryllium Analysis Run 9/30/2024 1:21 PM

Plant McIntosh Client: Southern Company Data: McIntosh LF4 CCR

Sanitas™ v.10.0.22 Software licensed to Groundwater Stats Consulting. UG

Box & Whiskers Plot

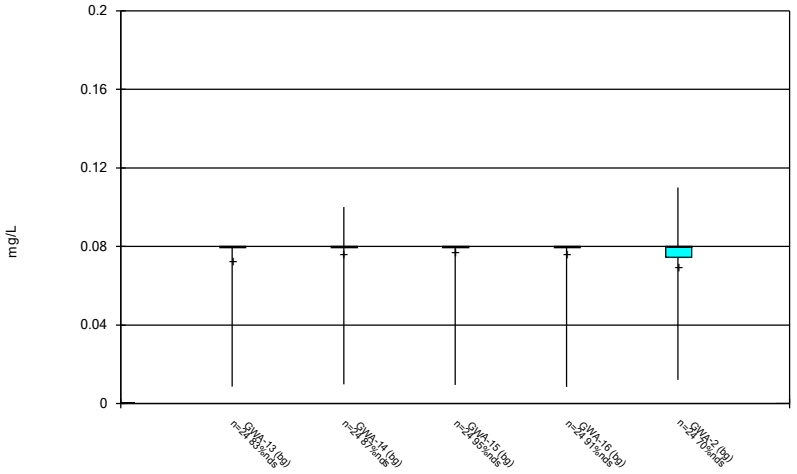

Constituent: Boron Analysis Run 9/30/2024 1:21 PM

Plant McIntosh Client: Southern Company Data: McIntosh LF4 CCR

Sanitas™ v.10.0.22 Software licensed to Groundwater Stats Consulting. UG

Box & Whiskers Plot

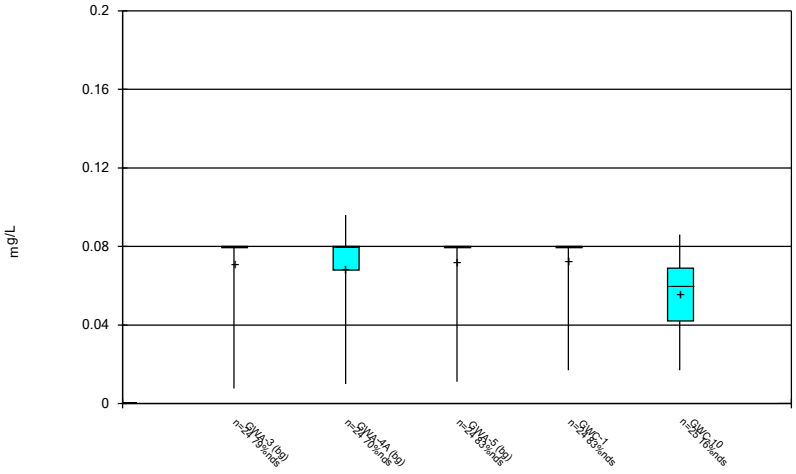

Constituent: Boron Analysis Run 9/30/2024 1:21 PM

Plant McIntosh Client: Southern Company Data: McIntosh LF4 CCR

Sanitas™ v.10.0.22 Software licensed to Groundwater Stats Consulting. UG

Box & Whiskers Plot

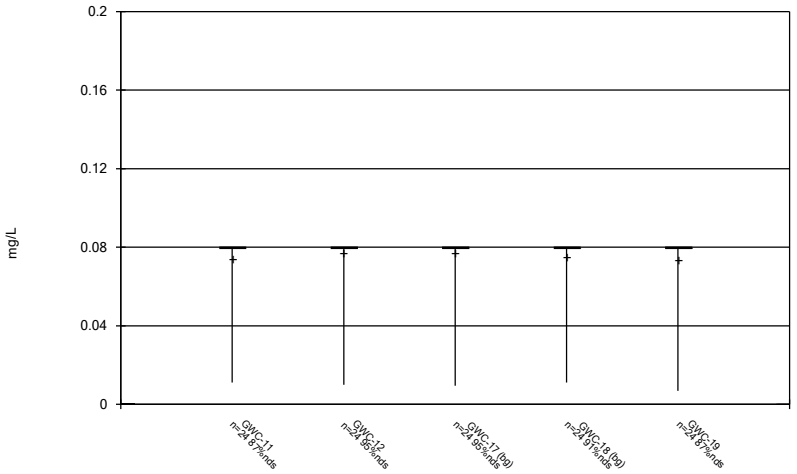

Constituent: Boron Analysis Run 9/30/2024 1:21 PM

Plant McIntosh Client: Southern Company Data: McIntosh LF4 CCR

Sanitas™ v.10.0.22 Software licensed to Groundwater Stats Consulting. UG

Box & Whiskers Plot

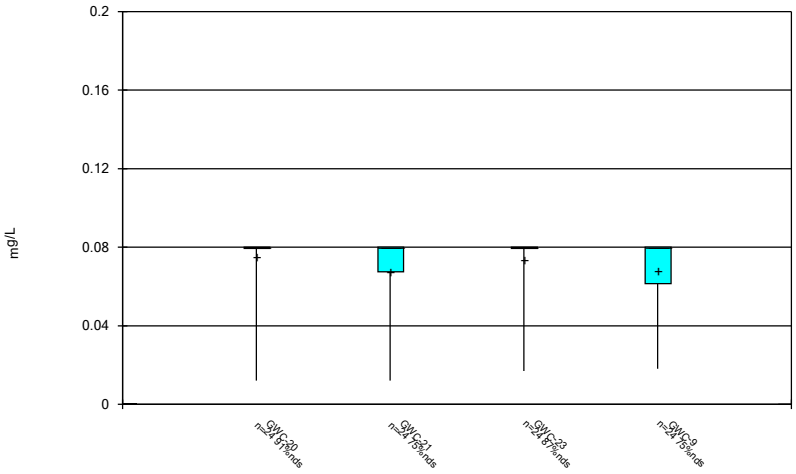

Constituent: Boron Analysis Run 9/30/2024 1:21 PM

Plant McIntosh Client: Southern Company Data: McIntosh LF4 CCR

Sanitas™ v.10.0.22 Software licensed to Groundwater Stats Consulting. UG

Box & Whiskers Plot

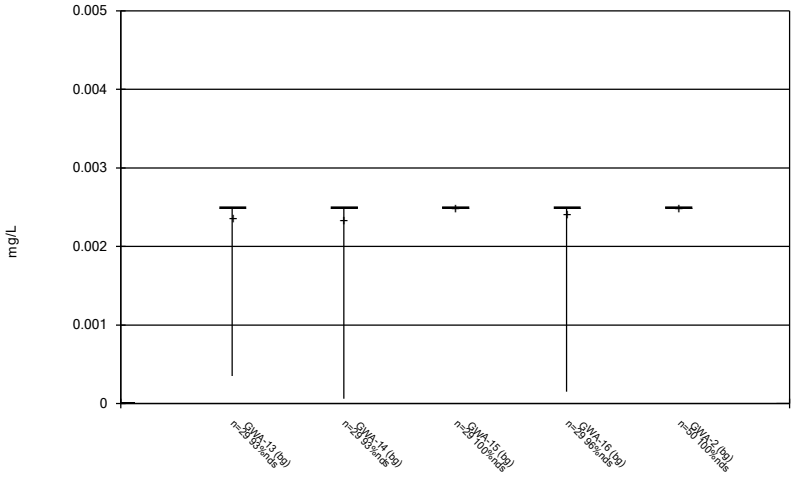

Constituent: Cadmium Analysis Run 9/30/2024 1:21 PM

Plant McIntosh Client: Southern Company Data: McIntosh LF4 CCR

Sanitas™ v.10.0.22 Software licensed to Groundwater Stats Consulting. UG

Box & Whiskers Plot

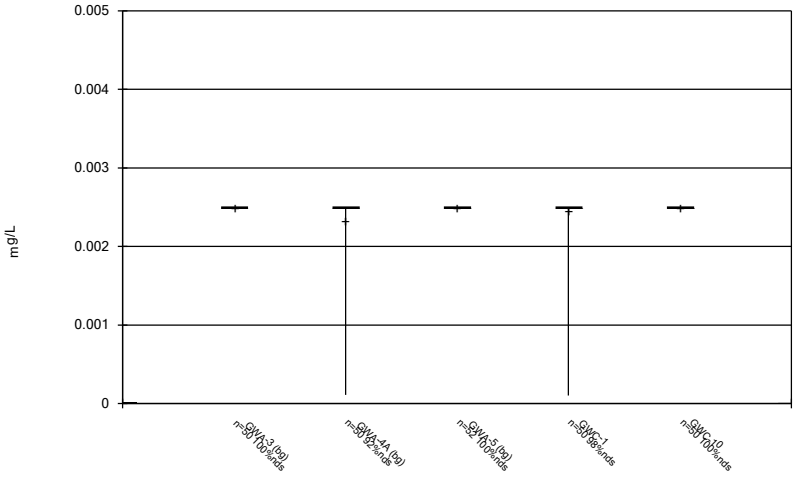

Constituent: Cadmium Analysis Run 9/30/2024 1:21 PM

Plant McIntosh Client: Southern Company Data: McIntosh LF4 CCR

Sanitas™ v.10.0.22 Software licensed to Groundwater Stats Consulting. UG

Box & Whiskers Plot

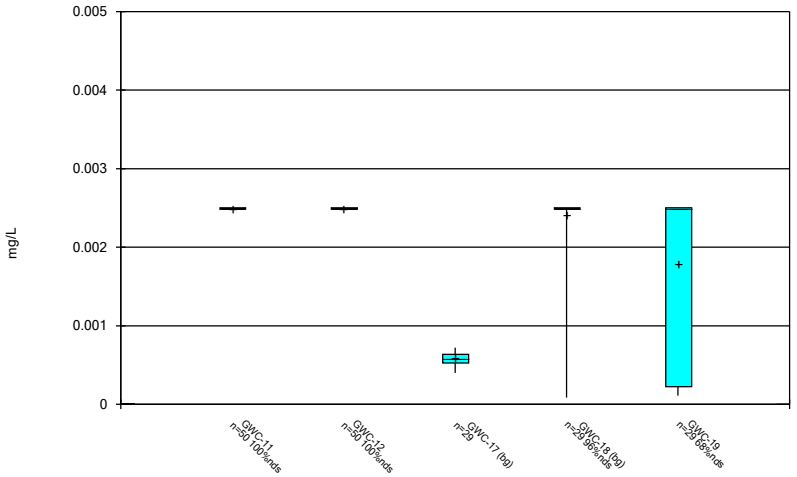

Constituent: Cadmium Analysis Run 9/30/2024 1:21 PM

Plant McIntosh Client: Southern Company Data: McIntosh LF4 CCR

Sanitas™ v.10.0.22 Software licensed to Groundwater Stats Consulting. UG

Box & Whiskers Plot

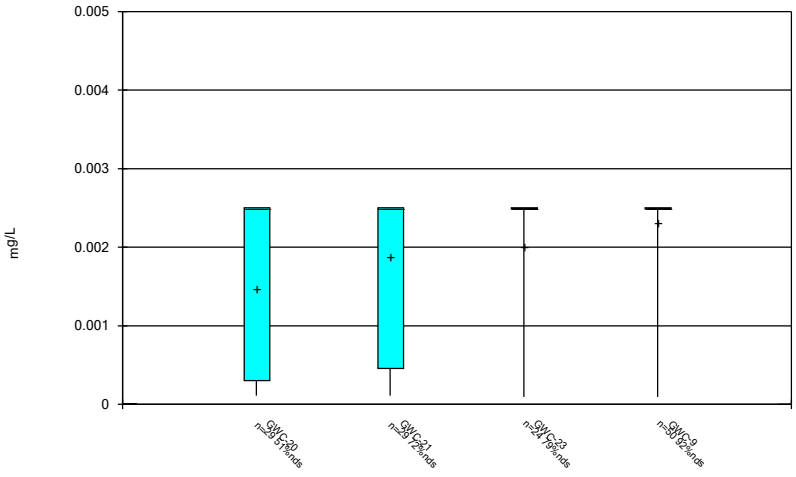

Constituent: Cadmium Analysis Run 9/30/2024 1:21 PM

Plant McIntosh Client: Southern Company Data: McIntosh LF4 CCR

Sanitas™ v.10.0.22 Software licensed to Groundwater Stats Consulting. UG

Box & Whiskers Plot

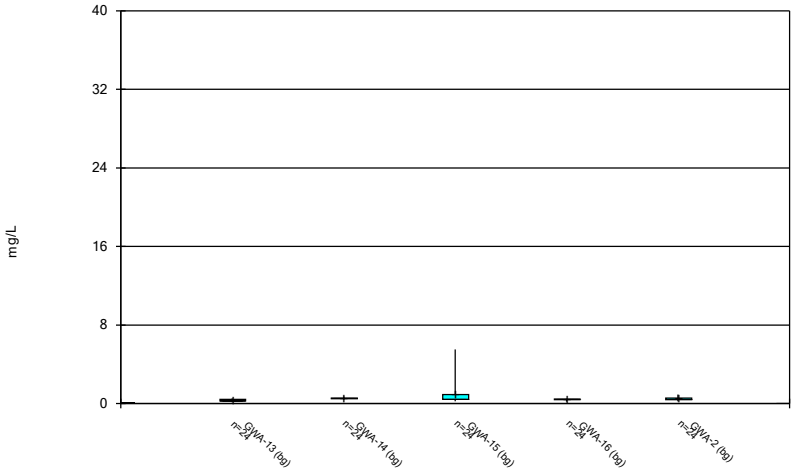

Constituent: Calcium Analysis Run 9/30/2024 1:21 PM
Plant McIntosh Client: Southern Company Data: McIntosh LF4 CCR

Sanitas™ v.10.0.22 Software licensed to Groundwater Stats Consulting. UG

Box & Whiskers Plot

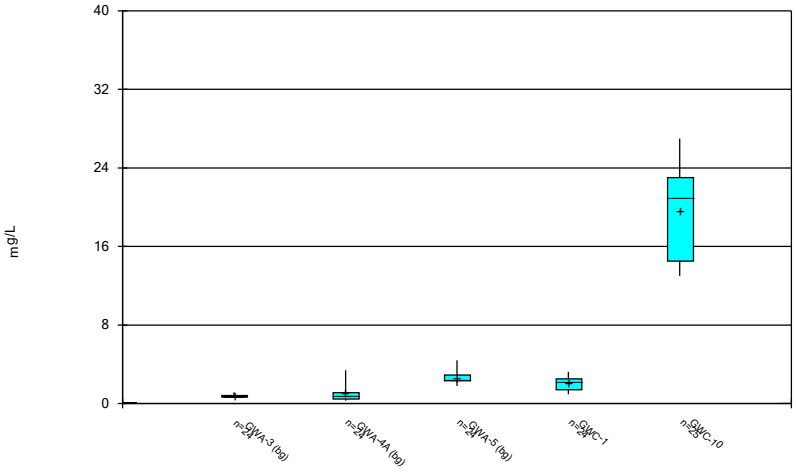

Constituent: Calcium Analysis Run 9/30/2024 1:21 PM
Plant McIntosh Client: Southern Company Data: McIntosh LF4 CCR

Sanitas™ v.10.0.22 Software licensed to Groundwater Stats Consulting. UG

Box & Whiskers Plot

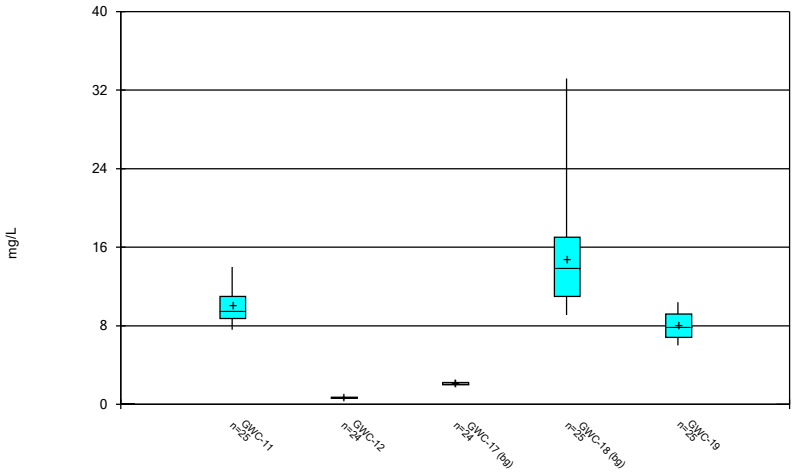

Constituent: Calcium Analysis Run 9/30/2024 1:21 PM
Plant McIntosh Client: Southern Company Data: McIntosh LF4 CCR

Sanitas™ v.10.0.22 Software licensed to Groundwater Stats Consulting. UG

Box & Whiskers Plot

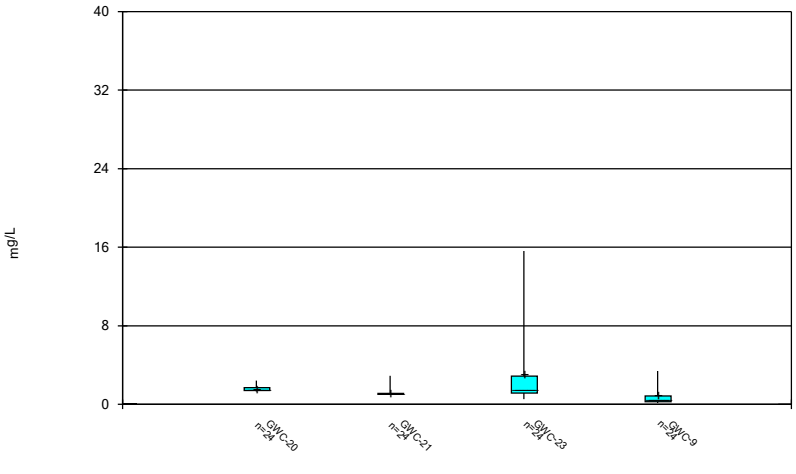

Constituent: Calcium Analysis Run 9/30/2024 1:21 PM
Plant McIntosh Client: Southern Company Data: McIntosh LF4 CCR

Sanitas™ v.10.0.22 Software licensed to Groundwater Stats Consulting. UG

Box & Whiskers Plot

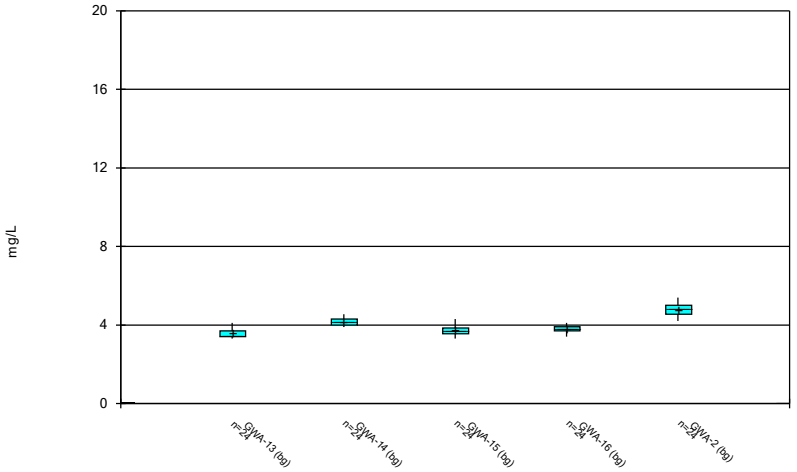

Constituent: Chloride Analysis Run 9/30/2024 1:21 PM

Plant McIntosh Client: Southern Company Data: McIntosh LF4 CCR

Sanitas™ v.10.0.22 Software licensed to Groundwater Stats Consulting. UG

Box & Whiskers Plot

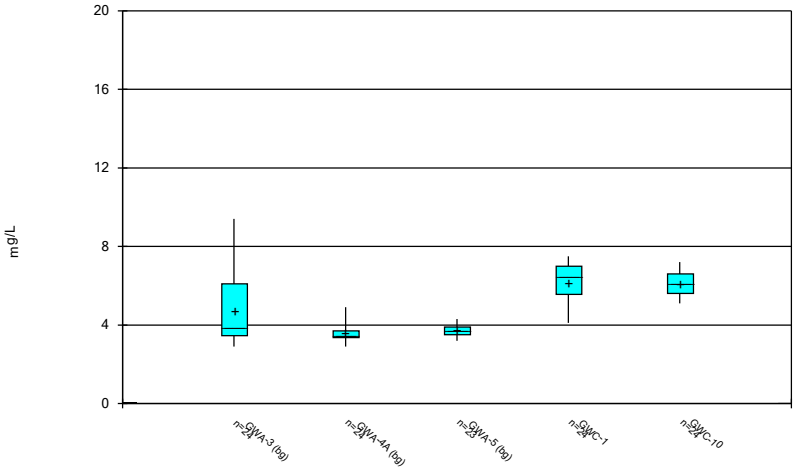

Constituent: Chloride Analysis Run 9/30/2024 1:21 PM

Plant McIntosh Client: Southern Company Data: McIntosh LF4 CCR

Sanitas™ v.10.0.22 Software licensed to Groundwater Stats Consulting. UG

Box & Whiskers Plot

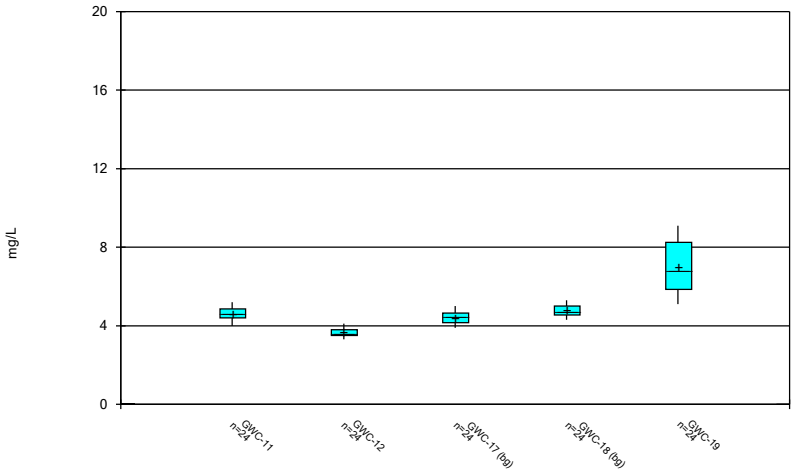

Constituent: Chloride Analysis Run 9/30/2024 1:21 PM

Plant McIntosh Client: Southern Company Data: McIntosh LF4 CCR

Sanitas™ v.10.0.22 Software licensed to Groundwater Stats Consulting. UG

Box & Whiskers Plot

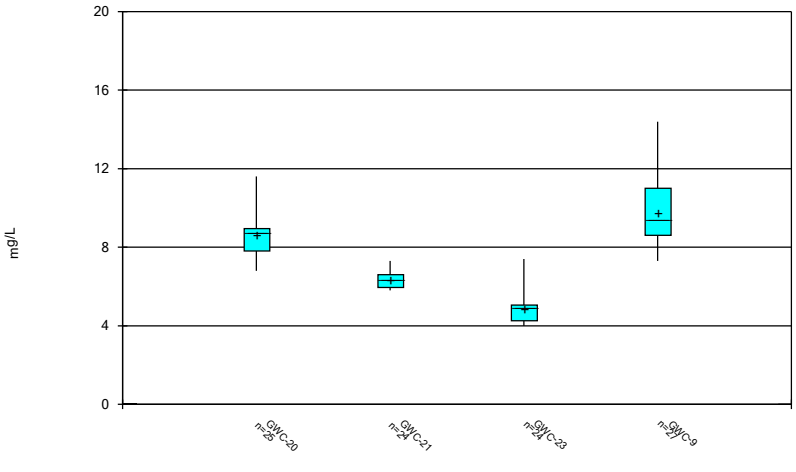

Constituent: Chloride Analysis Run 9/30/2024 1:21 PM

Plant McIntosh Client: Southern Company Data: McIntosh LF4 CCR

Sanitas™ v.10.0.22 Software licensed to Groundwater Stats Consulting. UG

Box & Whiskers Plot

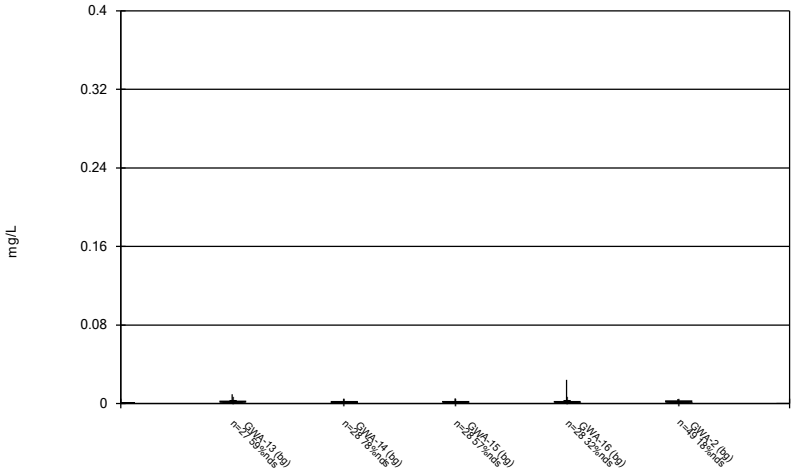

Constituent: Chromium Analysis Run 9/30/2024 1:21 PM

Plant McIntosh Client: Southern Company Data: McIntosh LF4 CCR

Sanitas™ v.10.0.22 Software licensed to Groundwater Stats Consulting. UG

Box & Whiskers Plot

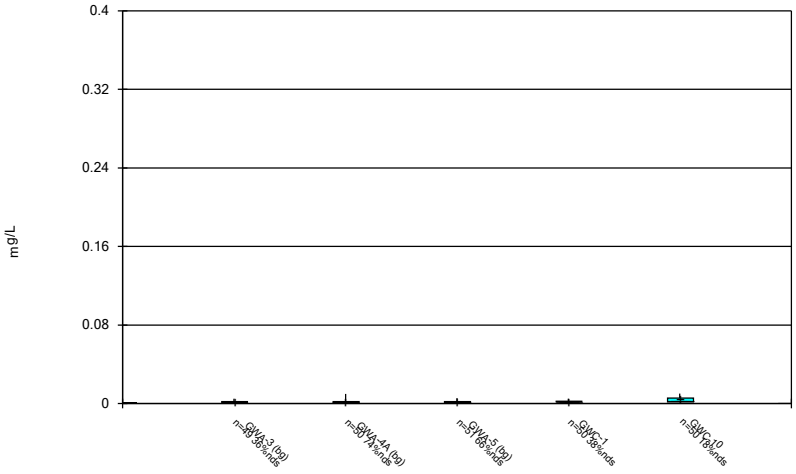

Constituent: Chromium Analysis Run 9/30/2024 1:21 PM

Plant McIntosh Client: Southern Company Data: McIntosh LF4 CCR

Sanitas™ v.10.0.22 Software licensed to Groundwater Stats Consulting. UG

Box & Whiskers Plot

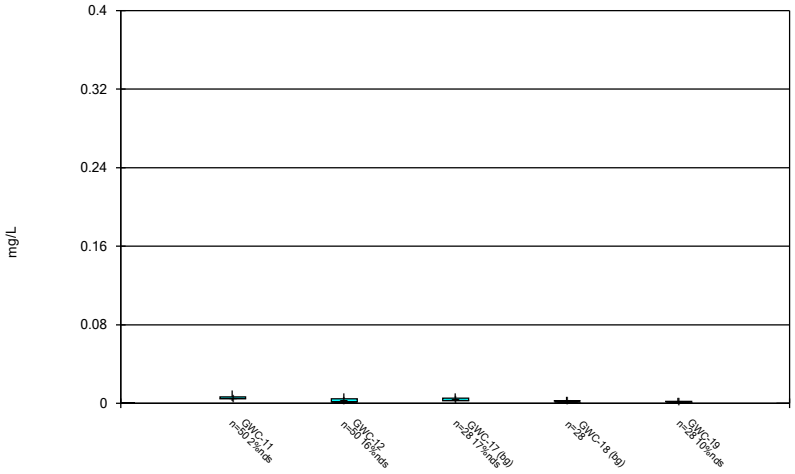

Constituent: Chromium Analysis Run 9/30/2024 1:21 PM

Plant McIntosh Client: Southern Company Data: McIntosh LF4 CCR

Sanitas™ v.10.0.22 Software licensed to Groundwater Stats Consulting. UG

Box & Whiskers Plot

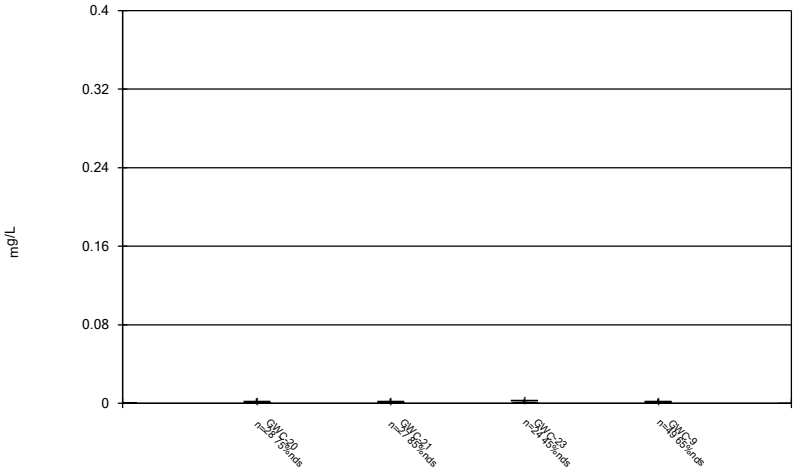

Constituent: Chromium Analysis Run 9/30/2024 1:21 PM

Plant McIntosh Client: Southern Company Data: McIntosh LF4 CCR

Sanitas™ v.10.0.22 Software licensed to Groundwater Stats Consulting. UG

Box & Whiskers Plot

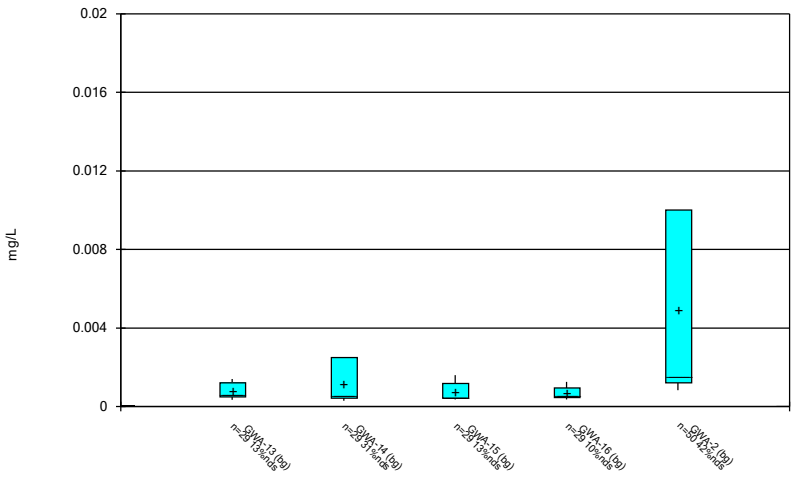

Constituent: Cobalt Analysis Run 9/30/2024 1:21 PM

Plant McIntosh Client: Southern Company Data: McIntosh LF4 CCR

Sanitas™ v.10.0.22 Software licensed to Groundwater Stats Consulting. UG

Box & Whiskers Plot

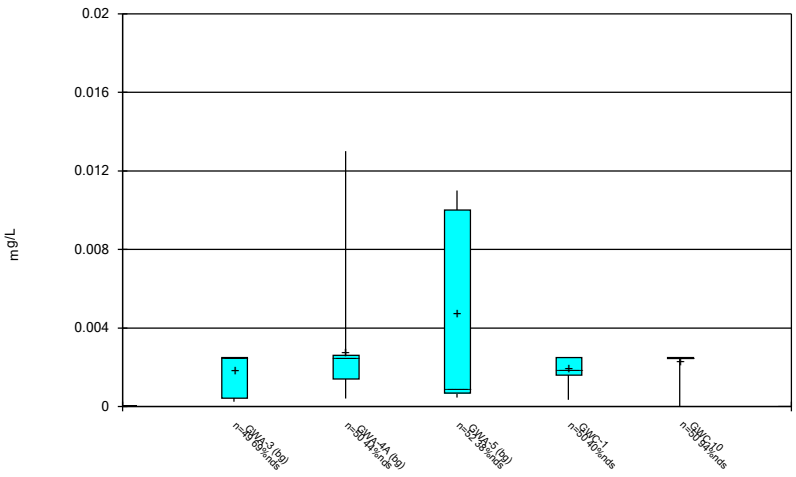

Constituent: Cobalt Analysis Run 9/30/2024 1:21 PM

Plant McIntosh Client: Southern Company Data: McIntosh LF4 CCR

Sanitas™ v.10.0.22 Software licensed to Groundwater Stats Consulting. UG

Box & Whiskers Plot

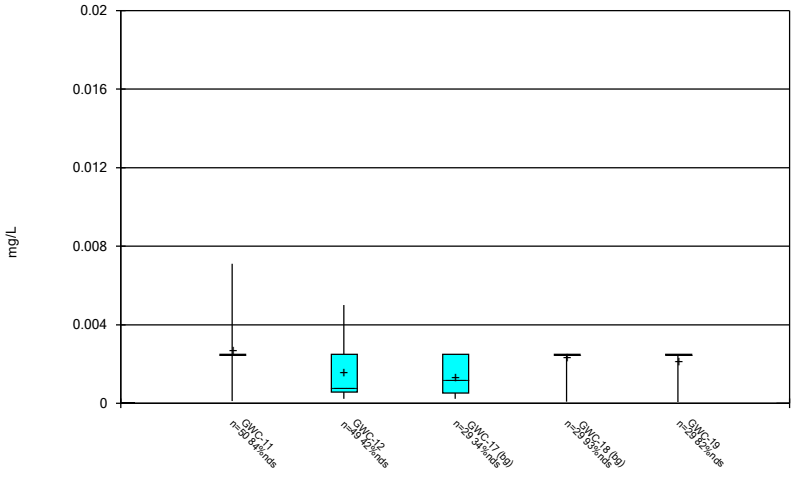

Constituent: Cobalt Analysis Run 9/30/2024 1:21 PM

Plant McIntosh Client: Southern Company Data: McIntosh LF4 CCR

Sanitas™ v.10.0.22 Software licensed to Groundwater Stats Consulting. UG

Box & Whiskers Plot

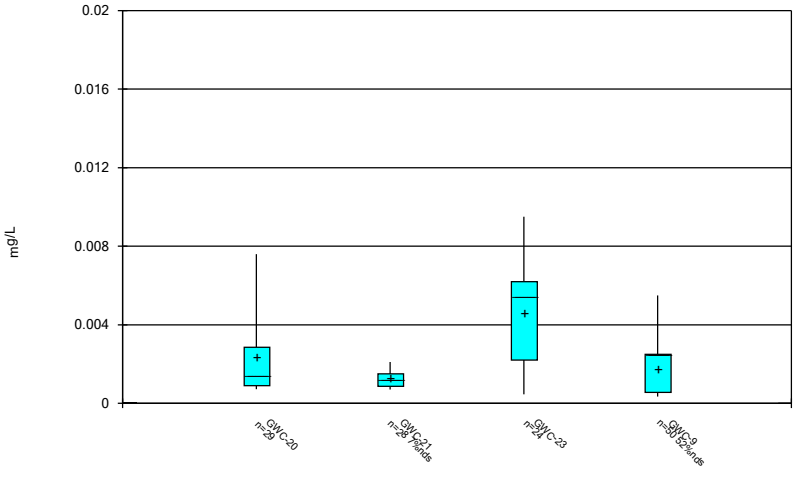

Constituent: Cobalt Analysis Run 9/30/2024 1:21 PM

Plant McIntosh Client: Southern Company Data: McIntosh LF4 CCR

Sanitas™ v.10.0.22 Software licensed to Groundwater Stats Consulting. UG

Box & Whiskers Plot

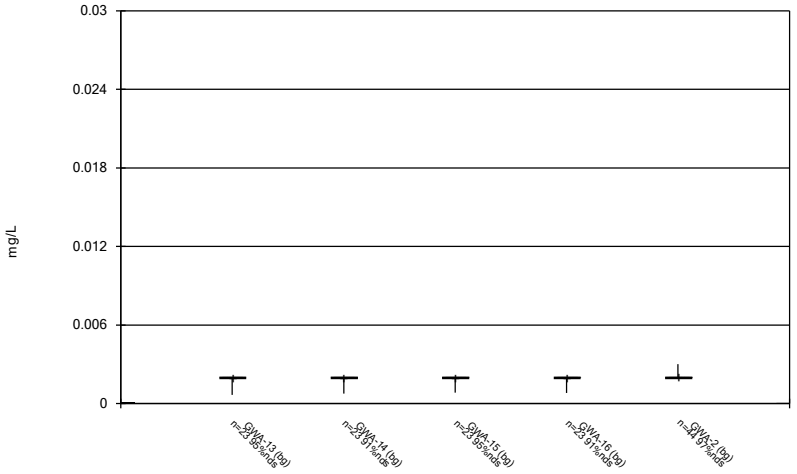

Constituent: Copper Analysis Run 9/30/2024 1:21 PM

Plant McIntosh Client: Southern Company Data: McIntosh LF4 CCR

Sanitas™ v.10.0.22 Software licensed to Groundwater Stats Consulting. UG

Box & Whiskers Plot

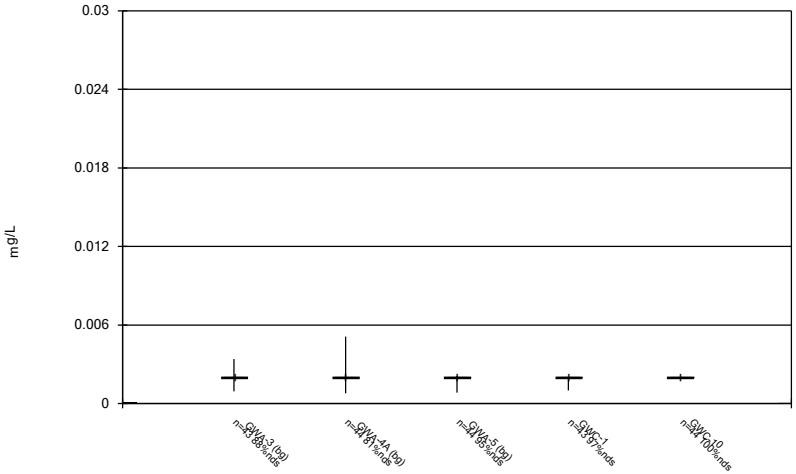

Constituent: Copper Analysis Run 9/30/2024 1:21 PM

Plant McIntosh Client: Southern Company Data: McIntosh LF4 CCR

Sanitas™ v.10.0.22 Software licensed to Groundwater Stats Consulting. UG

Box & Whiskers Plot

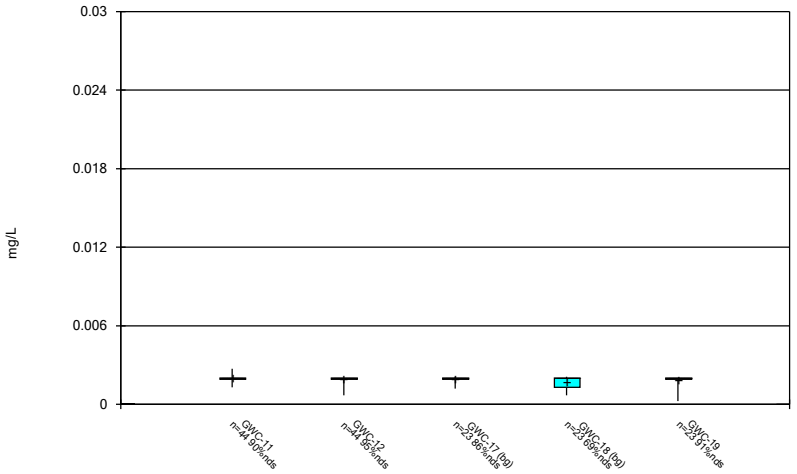

Constituent: Copper Analysis Run 9/30/2024 1:21 PM

Plant McIntosh Client: Southern Company Data: McIntosh LF4 CCR

Sanitas™ v.10.0.22 Software licensed to Groundwater Stats Consulting. UG

Box & Whiskers Plot

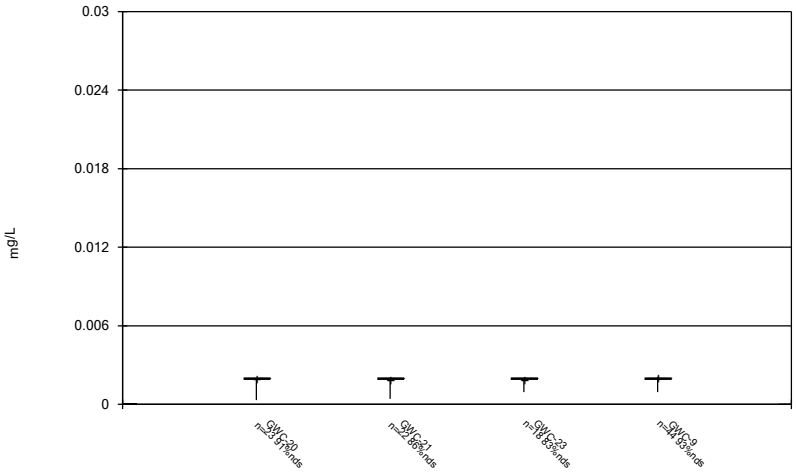

Constituent: Copper Analysis Run 9/30/2024 1:21 PM

Plant McIntosh Client: Southern Company Data: McIntosh LF4 CCR

Sanitas™ v.10.0.22 Software licensed to Groundwater Stats Consulting. UG

Box & Whiskers Plot

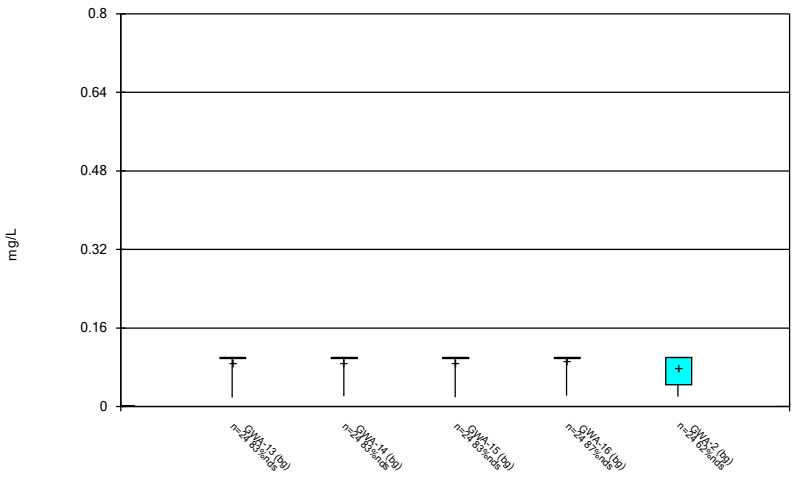

Constituent: Fluoride Analysis Run 9/30/2024 1:21 PM

Plant McIntosh Client: Southern Company Data: McIntosh LF4 CCR

Sanitas™ v.10.0.22 Software licensed to Groundwater Stats Consulting. UG

Box & Whiskers Plot

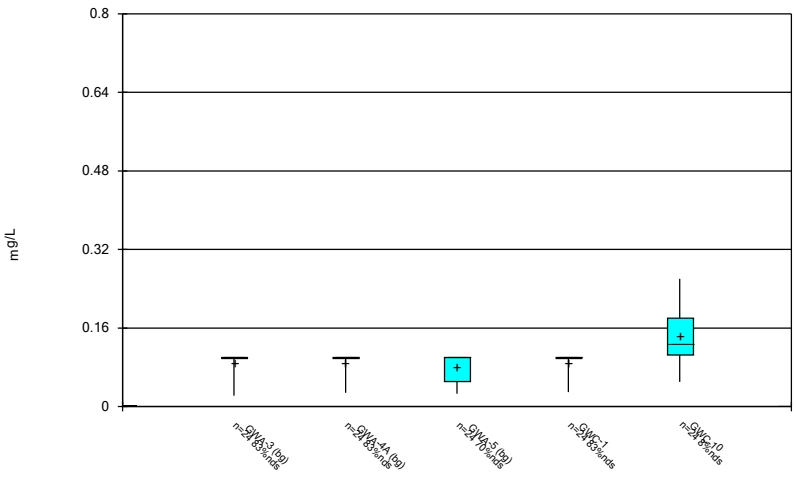

Constituent: Fluoride Analysis Run 9/30/2024 1:21 PM

Plant McIntosh Client: Southern Company Data: McIntosh LF4 CCR

Sanitas™ v.10.0.22 Software licensed to Groundwater Stats Consulting. UG

Box & Whiskers Plot

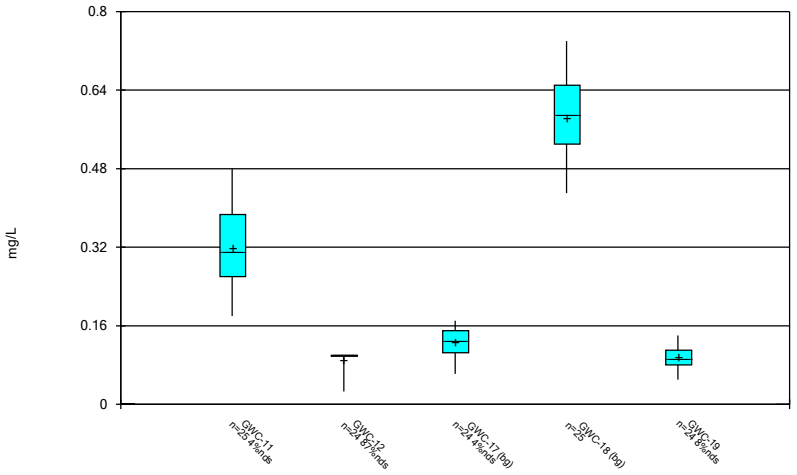

Constituent: Fluoride Analysis Run 9/30/2024 1:21 PM

Plant McIntosh Client: Southern Company Data: McIntosh LF4 CCR

Sanitas™ v.10.0.22 Software licensed to Groundwater Stats Consulting. UG

Box & Whiskers Plot

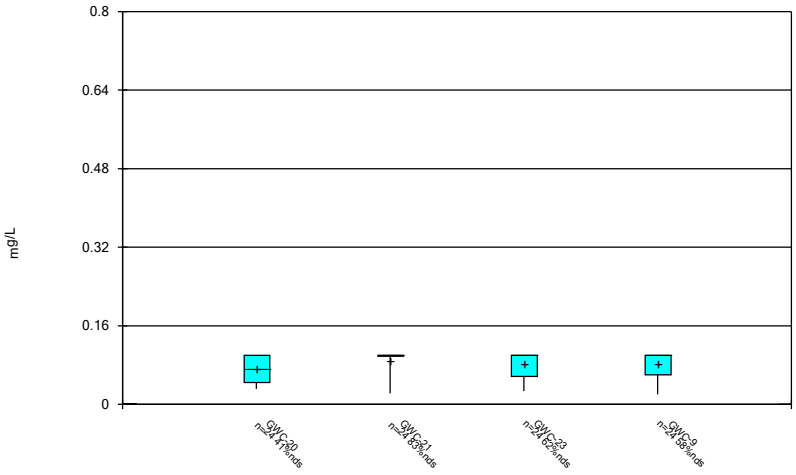

Constituent: Fluoride Analysis Run 9/30/2024 1:21 PM

Plant McIntosh Client: Southern Company Data: McIntosh LF4 CCR

Sanitas™ v.10.0.22 Software licensed to Groundwater Stats Consulting. UG

Box & Whiskers Plot

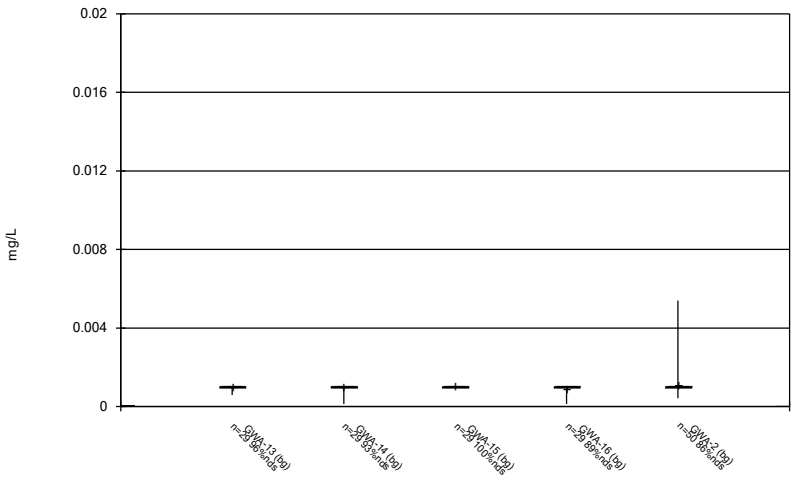

Constituent: Lead Analysis Run 9/30/2024 1:21 PM

Plant McIntosh Client: Southern Company Data: McIntosh LF4 CCR

Sanitas™ v.10.0.22 Software licensed to Groundwater Stats Consulting. UG

Box & Whiskers Plot

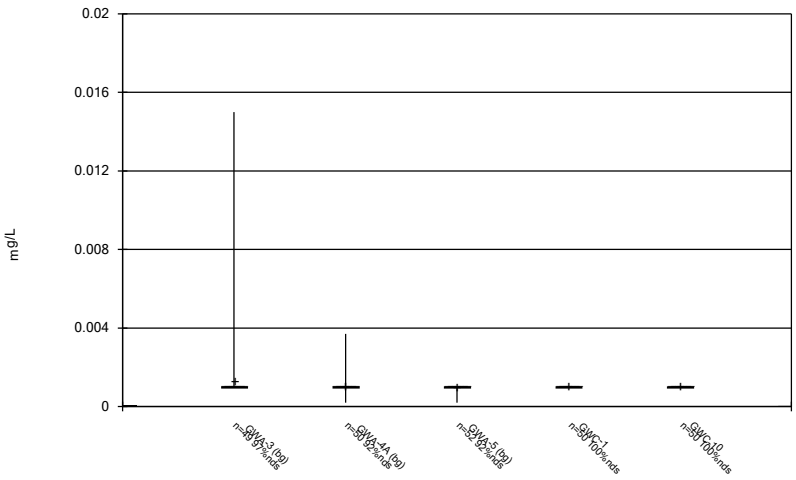

Constituent: Lead Analysis Run 9/30/2024 1:21 PM

Plant McIntosh Client: Southern Company Data: McIntosh LF4 CCR

Sanitas™ v.10.0.22 Software licensed to Groundwater Stats Consulting. UG

Box & Whiskers Plot

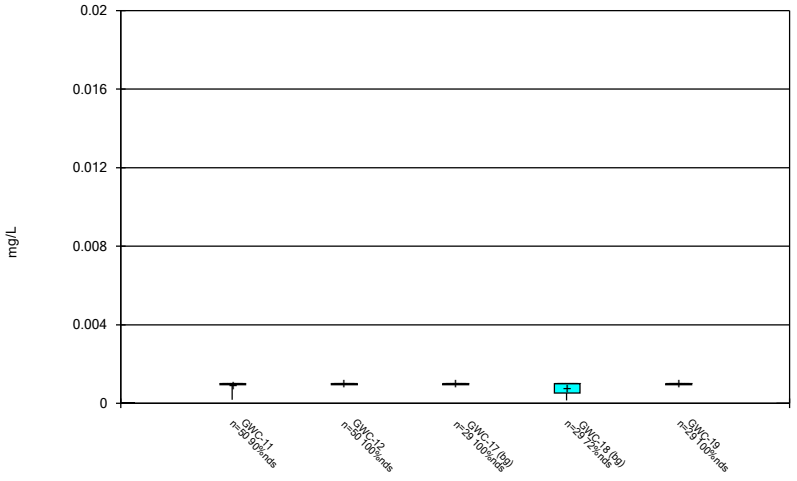

Constituent: Lead Analysis Run 9/30/2024 1:21 PM

Plant McIntosh Client: Southern Company Data: McIntosh LF4 CCR

Sanitas™ v.10.0.22 Software licensed to Groundwater Stats Consulting. UG

Box & Whiskers Plot

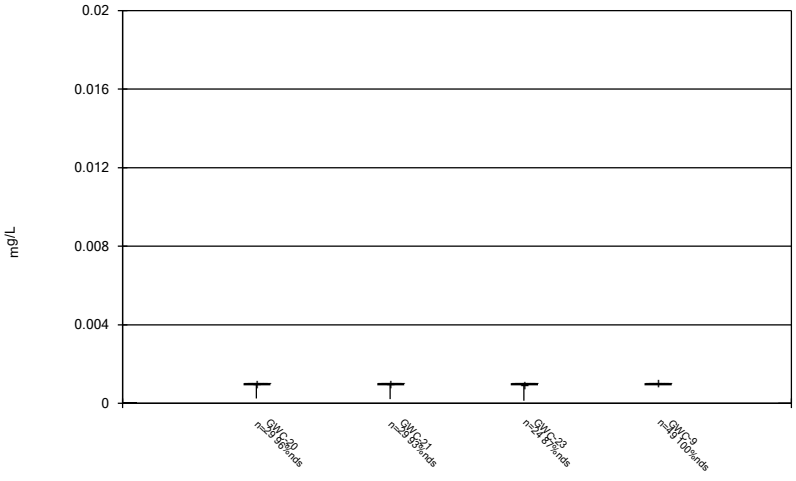

Constituent: Lead Analysis Run 9/30/2024 1:21 PM

Plant McIntosh Client: Southern Company Data: McIntosh LF4 CCR

Sanitas™ v.10.0.22 Software licensed to Groundwater Stats Consulting. UG

Box & Whiskers Plot

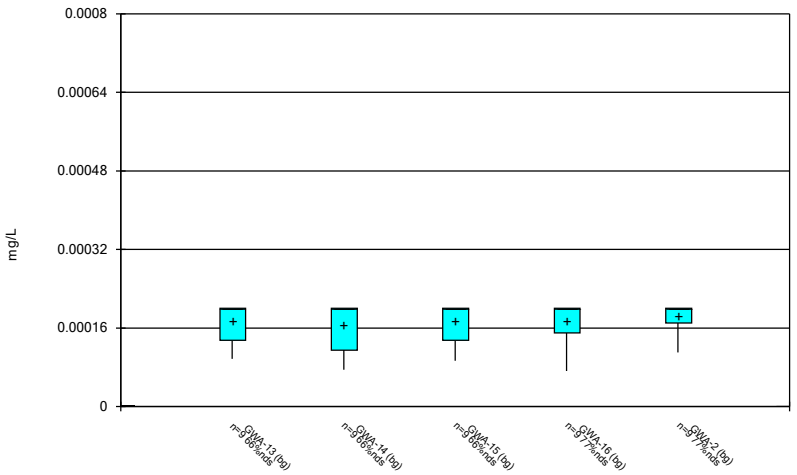

Constituent: Mercury Analysis Run 9/30/2024 1:21 PM

Plant McIntosh Client: Southern Company Data: McIntosh LF4 CCR

Sanitas™ v.10.0.22 Software licensed to Groundwater Stats Consulting. UG

Box & Whiskers Plot

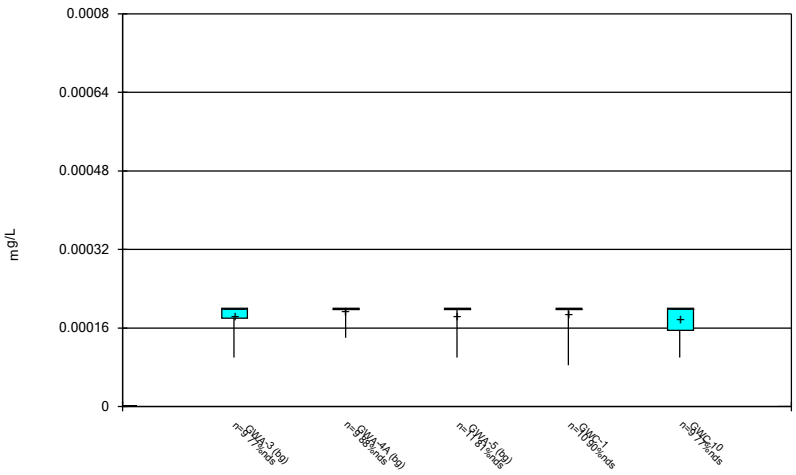

Constituent: Mercury Analysis Run 9/30/2024 1:21 PM

Plant McIntosh Client: Southern Company Data: McIntosh LF4 CCR

Sanitas™ v.10.0.22 Software licensed to Groundwater Stats Consulting. UG

Box & Whiskers Plot

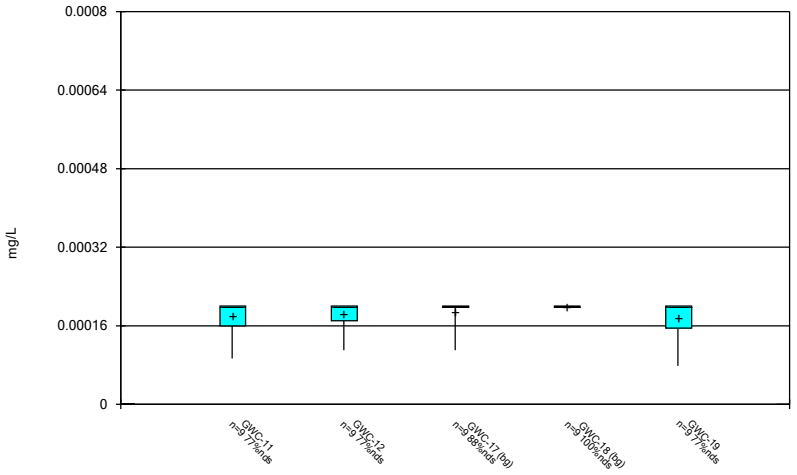

Constituent: Mercury Analysis Run 9/30/2024 1:21 PM

Plant McIntosh Client: Southern Company Data: McIntosh LF4 CCR

Sanitas™ v.10.0.22 Software licensed to Groundwater Stats Consulting. UG

Box & Whiskers Plot

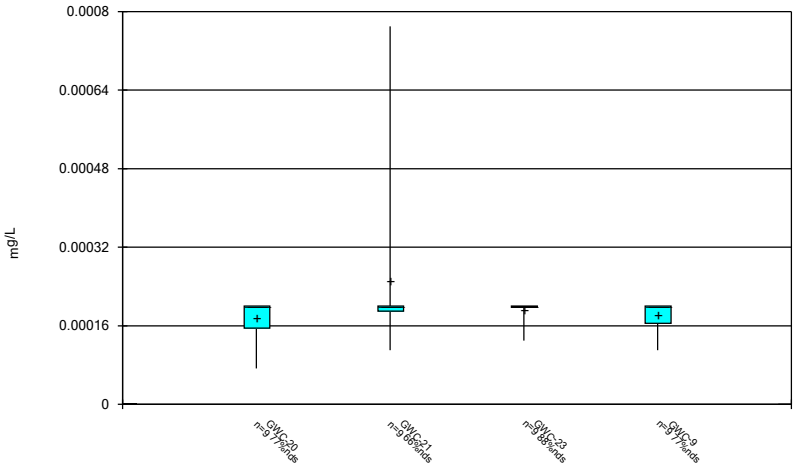

Constituent: Mercury Analysis Run 9/30/2024 1:21 PM

Plant McIntosh Client: Southern Company Data: McIntosh LF4 CCR

Sanitas™ v.10.0.22 Software licensed to Groundwater Stats Consulting. UG

Box & Whiskers Plot

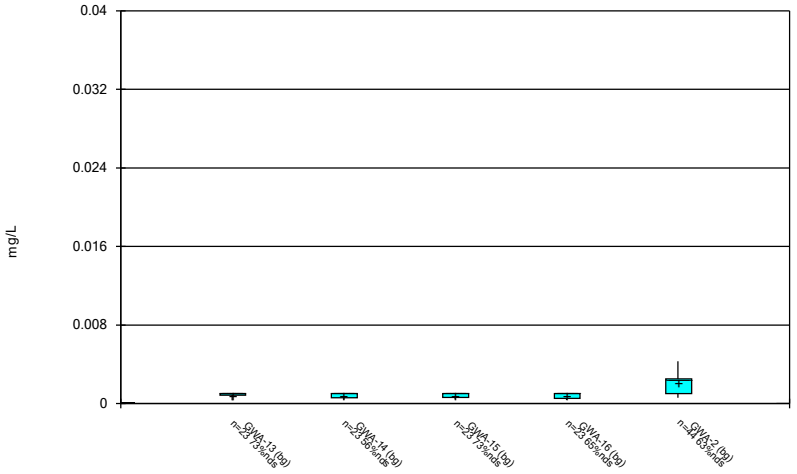

Constituent: Nickel Analysis Run 9/30/2024 1:21 PM

Plant McIntosh Client: Southern Company Data: McIntosh LF4 CCR

Sanitas™ v.10.0.22 Software licensed to Groundwater Stats Consulting. UG

Box & Whiskers Plot

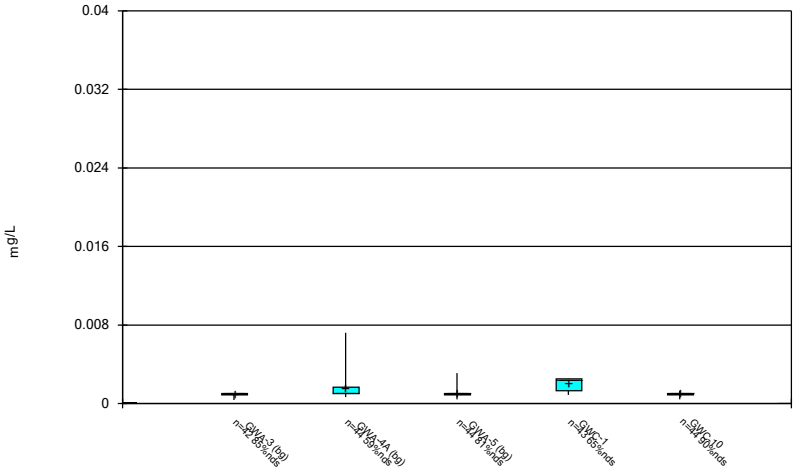

Constituent: Nickel Analysis Run 9/30/2024 1:21 PM

Plant McIntosh Client: Southern Company Data: McIntosh LF4 CCR

Sanitas™ v.10.0.22 Software licensed to Groundwater Stats Consulting. UG

Box & Whiskers Plot

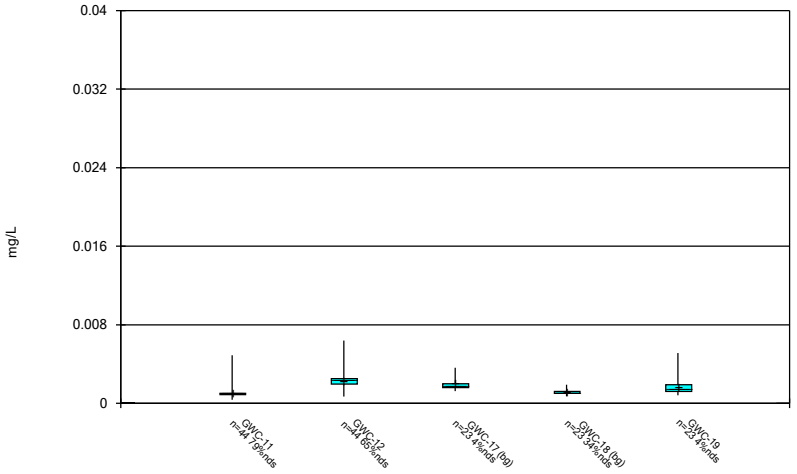

Constituent: Nickel Analysis Run 9/30/2024 1:21 PM

Plant McIntosh Client: Southern Company Data: McIntosh LF4 CCR

Sanitas™ v.10.0.22 Software licensed to Groundwater Stats Consulting. UG

Box & Whiskers Plot

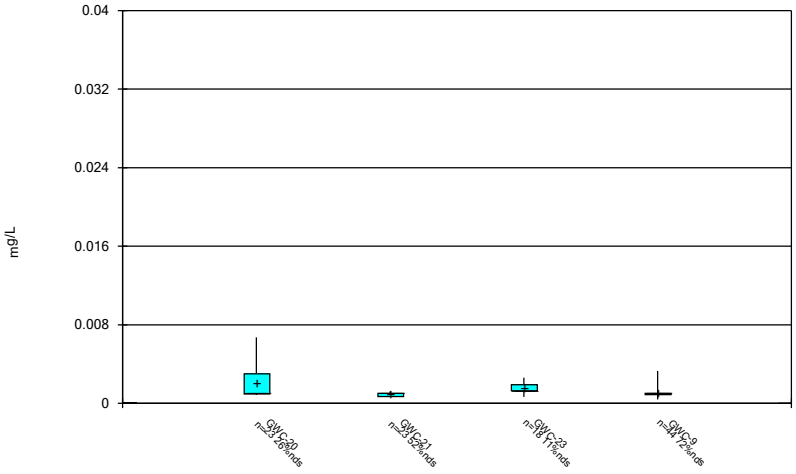

Constituent: Nickel Analysis Run 9/30/2024 1:21 PM

Plant McIntosh Client: Southern Company Data: McIntosh LF4 CCR

Sanitas™ v.10.0.22 Software licensed to Groundwater Stats Consulting. UG

Box & Whiskers Plot

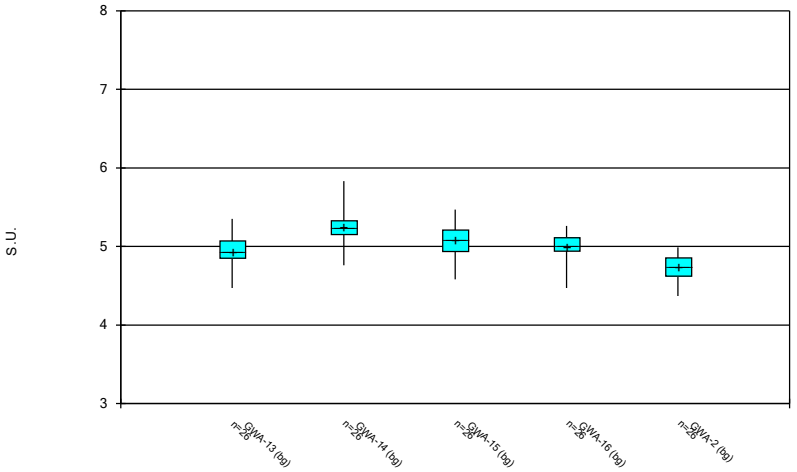

Constituent: pH Analysis Run 9/30/2024 1:21 PM

Plant McIntosh Client: Southern Company Data: McIntosh LF4 CCR

Sanitas™ v.10.0.22 Software licensed to Groundwater Stats Consulting. UG

Box & Whiskers Plot

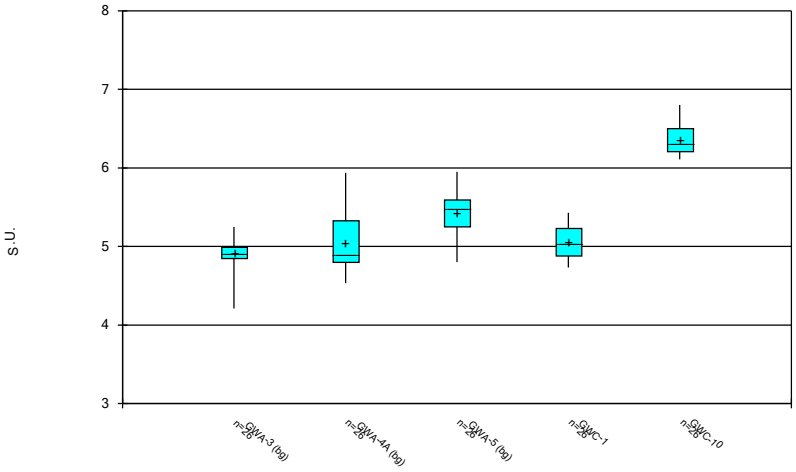

Constituent: pH Analysis Run 9/30/2024 1:21 PM

Plant McIntosh Client: Southern Company Data: McIntosh LF4 CCR

Sanitas™ v.10.0.22 Software licensed to Groundwater Stats Consulting. UG

Box & Whiskers Plot

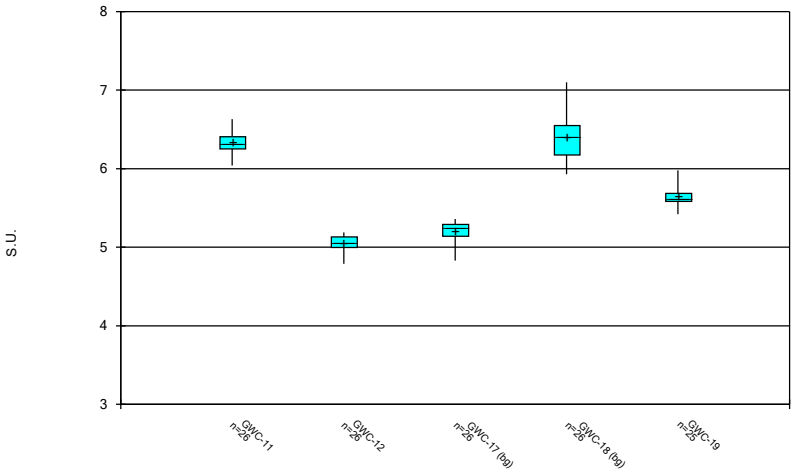

Constituent: pH Analysis Run 9/30/2024 1:22 PM

Plant McIntosh Client: Southern Company Data: McIntosh LF4 CCR

Sanitas™ v.10.0.22 Software licensed to Groundwater Stats Consulting. UG

Box & Whiskers Plot

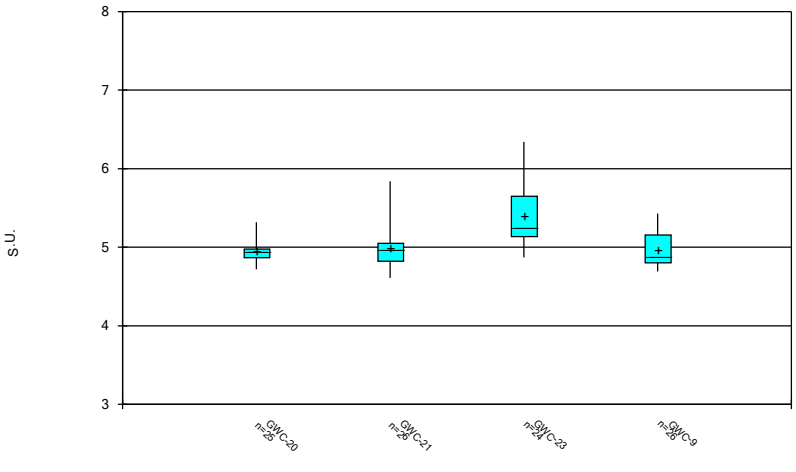

Constituent: pH Analysis Run 9/30/2024 1:22 PM

Plant McIntosh Client: Southern Company Data: McIntosh LF4 CCR

Sanitas™ v.10.0.22 Software licensed to Groundwater Stats Consulting. UG

Box & Whiskers Plot

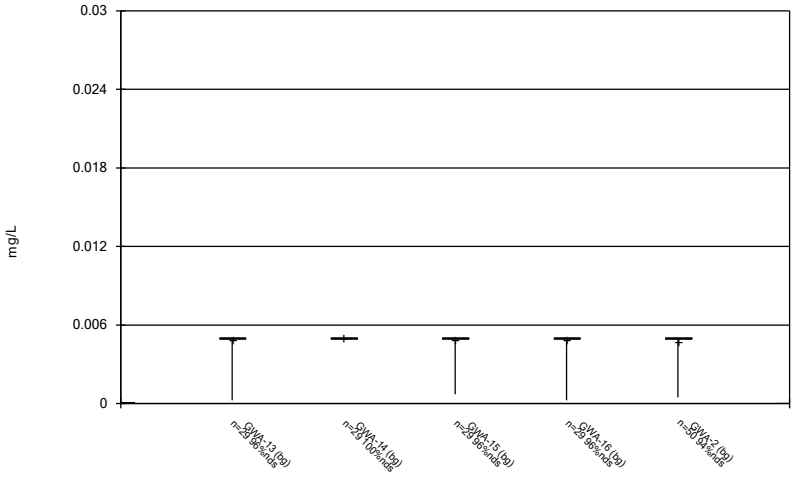

Constituent: Selenium Analysis Run 9/30/2024 1:22 PM

Plant McIntosh Client: Southern Company Data: McIntosh LF4 CCR

Sanitas™ v.10.0.22 Software licensed to Groundwater Stats Consulting. UG

Box & Whiskers Plot

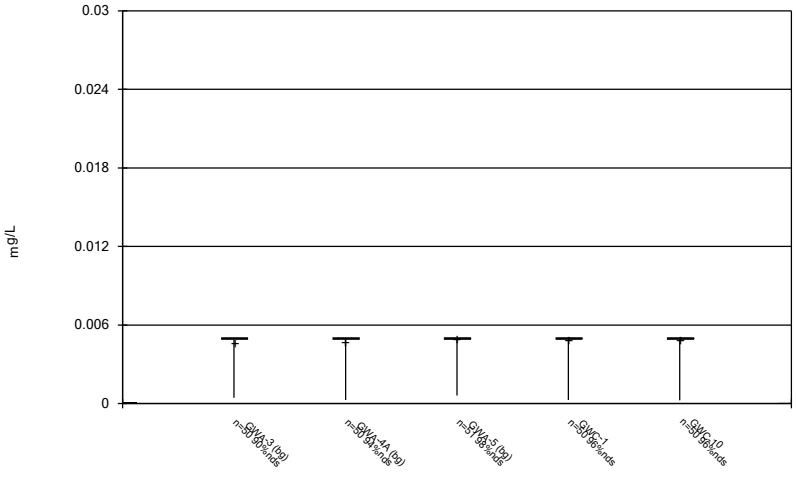

Constituent: Selenium Analysis Run 9/30/2024 1:22 PM

Plant McIntosh Client: Southern Company Data: McIntosh LF4 CCR

Sanitas™ v.10.0.22 Software licensed to Groundwater Stats Consulting. UG

Box & Whiskers Plot

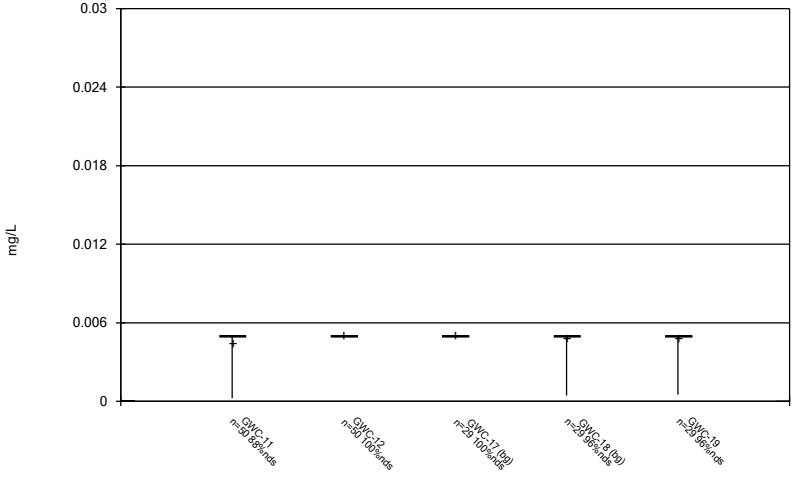

Constituent: Selenium Analysis Run 9/30/2024 1:22 PM

Plant McIntosh Client: Southern Company Data: McIntosh LF4 CCR

Sanitas™ v.10.0.22 Software licensed to Groundwater Stats Consulting. UG

Box & Whiskers Plot

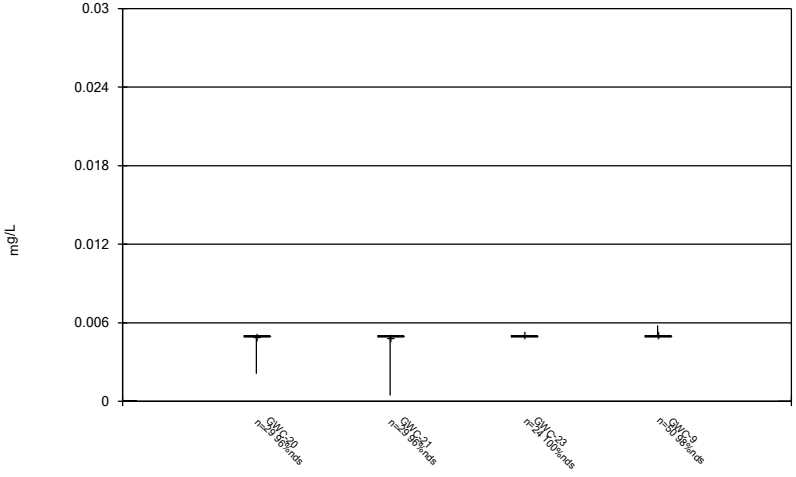

Constituent: Selenium Analysis Run 9/30/2024 1:22 PM

Plant McIntosh Client: Southern Company Data: McIntosh LF4 CCR

Sanitas™ v.10.0.22 Software licensed to Groundwater Stats Consulting. UG

Box & Whiskers Plot

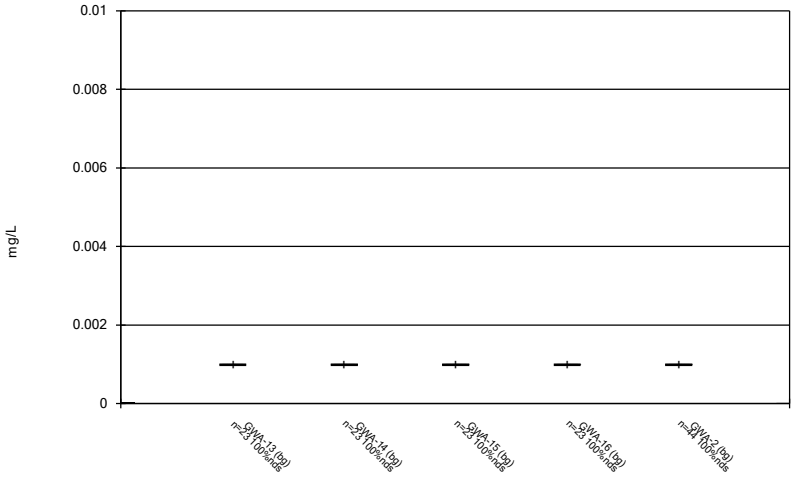

Constituent: Silver Analysis Run 9/30/2024 1:22 PM

Plant McIntosh Client: Southern Company Data: McIntosh LF4 CCR

Sanitas™ v.10.0.22 Software licensed to Groundwater Stats Consulting. UG

Box & Whiskers Plot

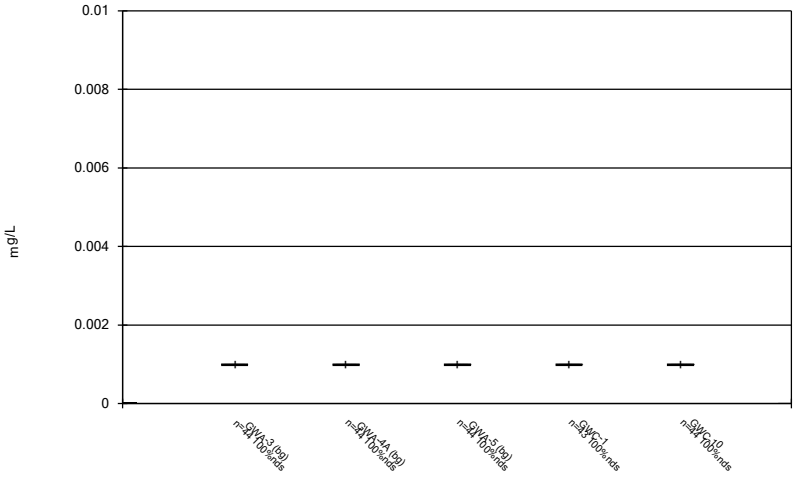

Constituent: Silver Analysis Run 9/30/2024 1:22 PM

Plant McIntosh Client: Southern Company Data: McIntosh LF4 CCR

Sanitas™ v.10.0.22 Software licensed to Groundwater Stats Consulting. UG

Box & Whiskers Plot

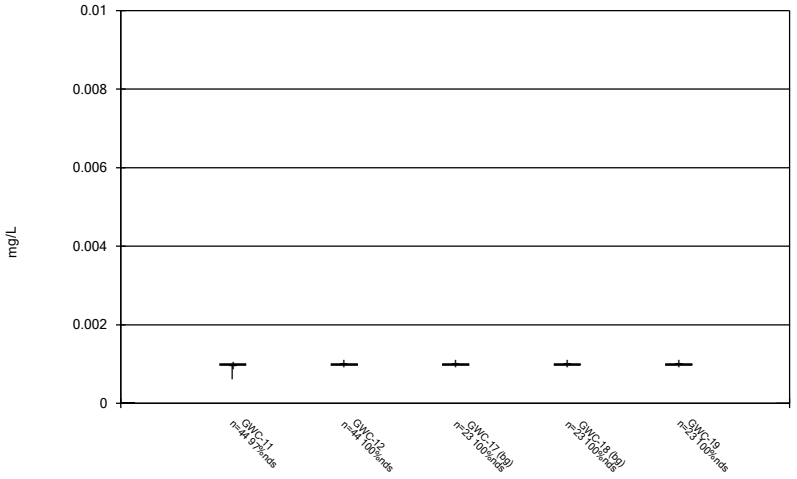

Constituent: Silver Analysis Run 9/30/2024 1:22 PM

Plant McIntosh Client: Southern Company Data: McIntosh LF4 CCR

Sanitas™ v.10.0.22 Software licensed to Groundwater Stats Consulting. UG

Box & Whiskers Plot

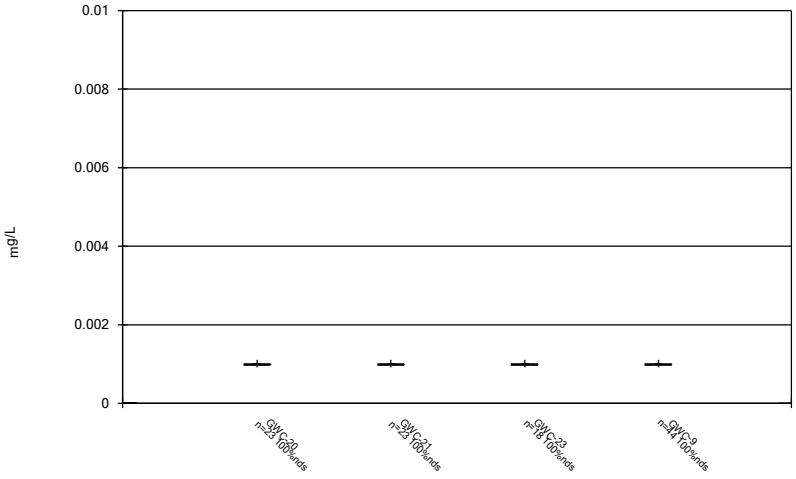

Constituent: Silver Analysis Run 9/30/2024 1:22 PM

Plant McIntosh Client: Southern Company Data: McIntosh LF4 CCR

Sanitas™ v.10.0.22 Software licensed to Groundwater Stats Consulting. UG

Box & Whiskers Plot

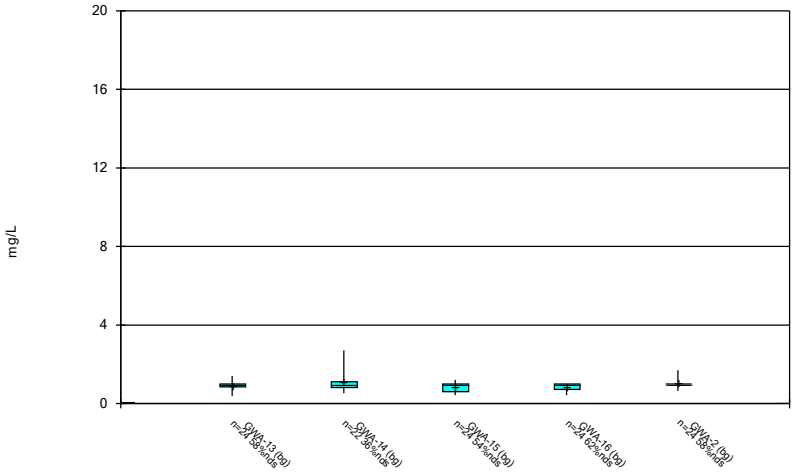

Constituent: Sulfate Analysis Run 9/30/2024 1:22 PM

Plant McIntosh Client: Southern Company Data: McIntosh LF4 CCR

Sanitas™ v.10.0.22 Software licensed to Groundwater Stats Consulting. UG

Box & Whiskers Plot

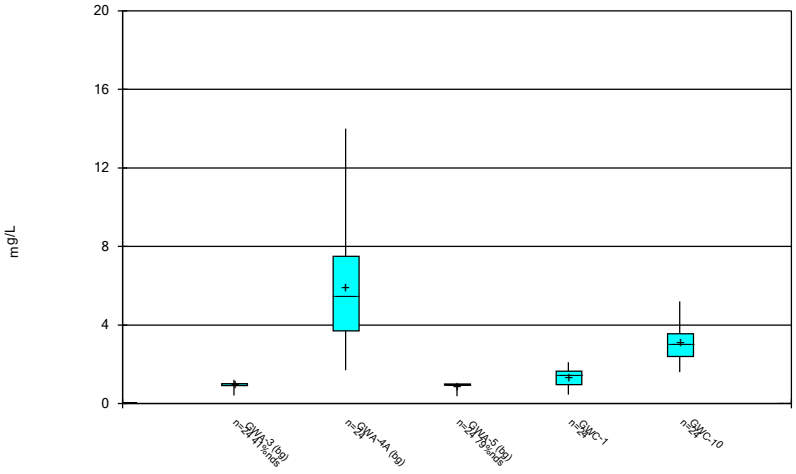

Constituent: Sulfate Analysis Run 9/30/2024 1:22 PM

Plant McIntosh Client: Southern Company Data: McIntosh LF4 CCR

Sanitas™ v.10.0.22 Software licensed to Groundwater Stats Consulting. UG

Box & Whiskers Plot

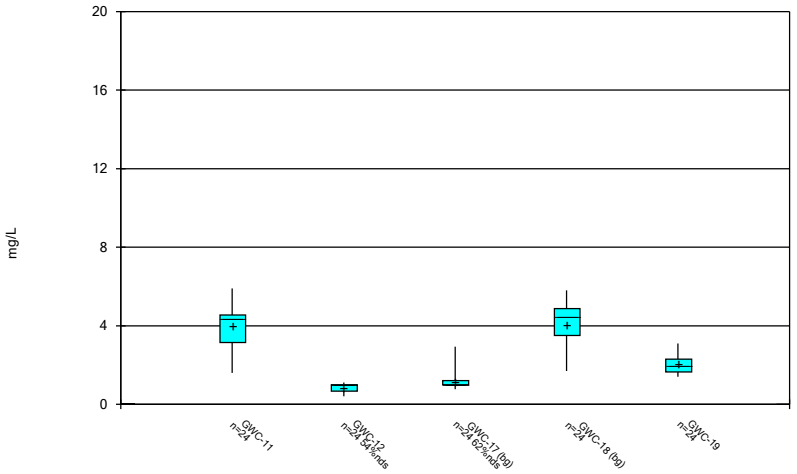

Constituent: Sulfate Analysis Run 9/30/2024 1:22 PM

Plant McIntosh Client: Southern Company Data: McIntosh LF4 CCR

Sanitas™ v.10.0.22 Software licensed to Groundwater Stats Consulting. UG

Box & Whiskers Plot

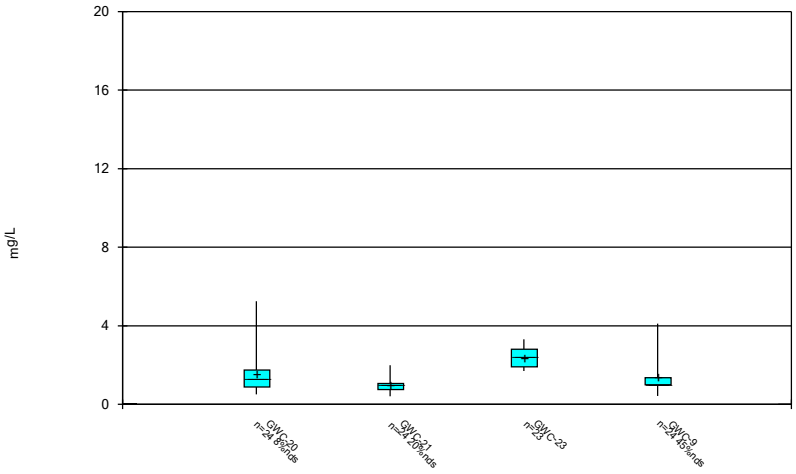

Constituent: Sulfate Analysis Run 9/30/2024 1:22 PM

Plant McIntosh Client: Southern Company Data: McIntosh LF4 CCR

Sanitas™ v.10.0.22 Software licensed to Groundwater Stats Consulting. UG

Box & Whiskers Plot

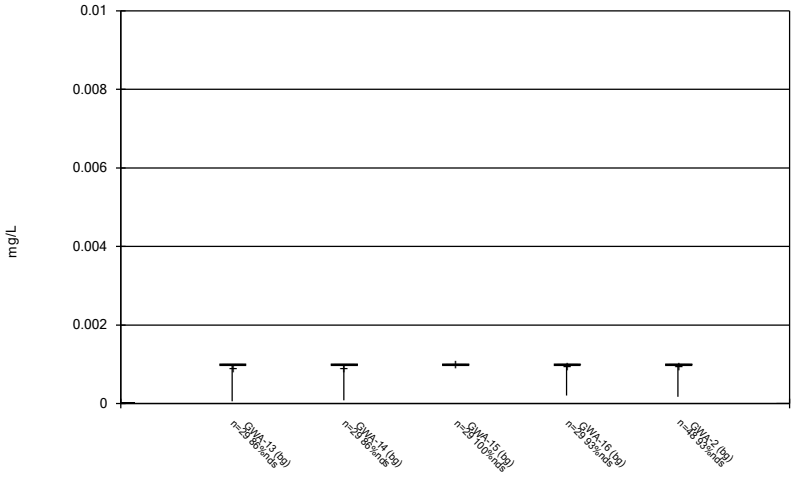

Constituent: Thallium Analysis Run 9/30/2024 1:22 PM

Plant McIntosh Client: Southern Company Data: McIntosh LF4 CCR

Sanitas™ v.10.0.22 Software licensed to Groundwater Stats Consulting. UG

Box & Whiskers Plot

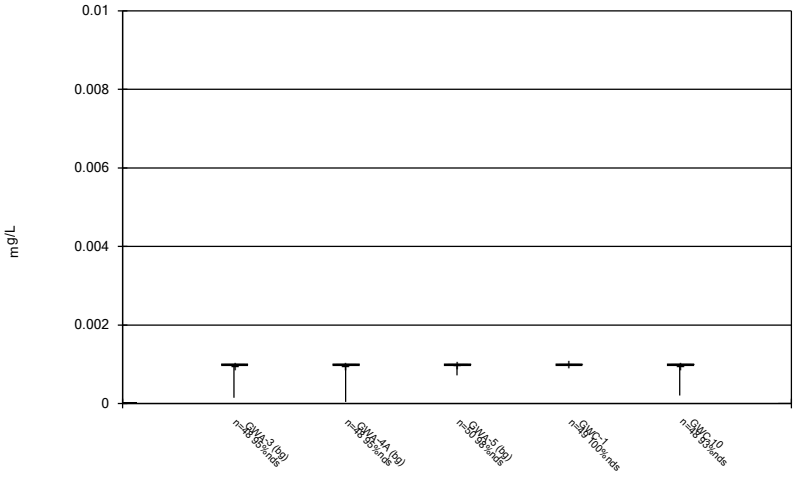

Constituent: Thallium Analysis Run 9/30/2024 1:22 PM

Plant McIntosh Client: Southern Company Data: McIntosh LF4 CCR

Sanitas™ v.10.0.22 Software licensed to Groundwater Stats Consulting. UG

Box & Whiskers Plot

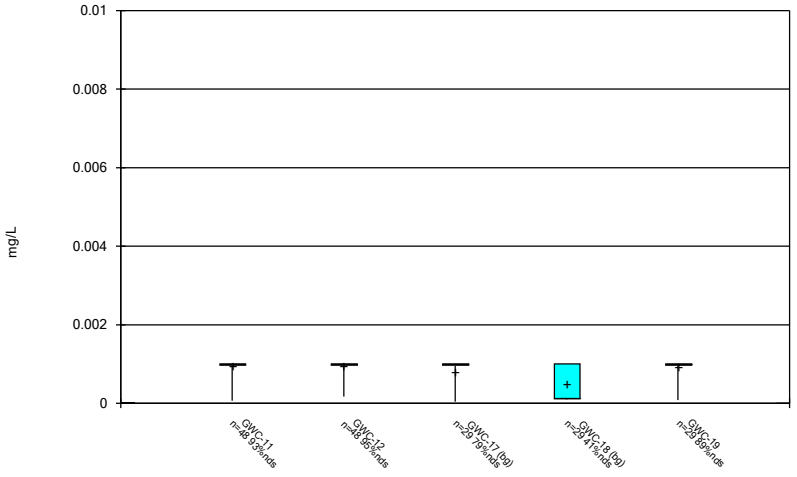

Constituent: Thallium Analysis Run 9/30/2024 1:22 PM

Plant McIntosh Client: Southern Company Data: McIntosh LF4 CCR

Sanitas™ v.10.0.22 Software licensed to Groundwater Stats Consulting. UG

Box & Whiskers Plot

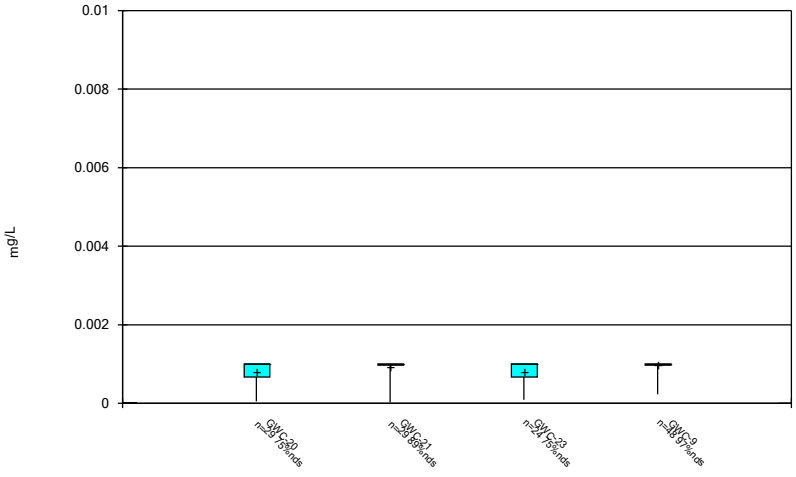

Constituent: Thallium Analysis Run 9/30/2024 1:22 PM

Plant McIntosh Client: Southern Company Data: McIntosh LF4 CCR

Sanitas™ v.10.0.22 Software licensed to Groundwater Stats Consulting. UG

Box & Whiskers Plot

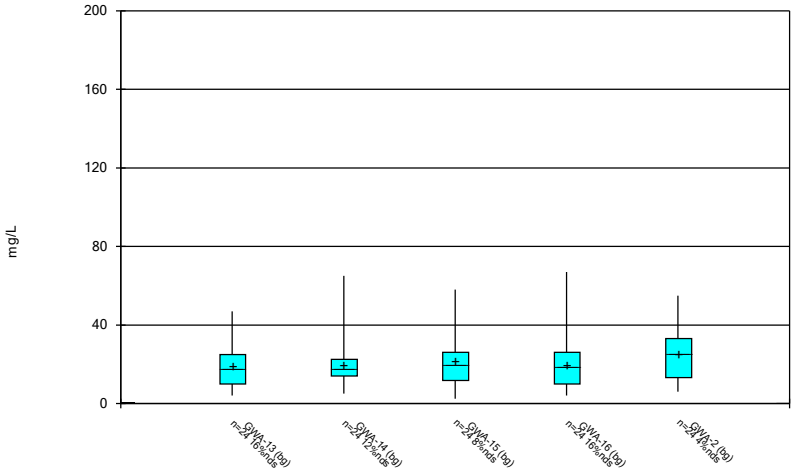

Constituent: Total Dissolved Solids Analysis Run 9/30/2024 1:22 PM
Plant McIntosh Client: Southern Company Data: McIntosh LF4 CCR

Sanitas™ v.10.0.22 Software licensed to Groundwater Stats Consulting. UG

Box & Whiskers Plot

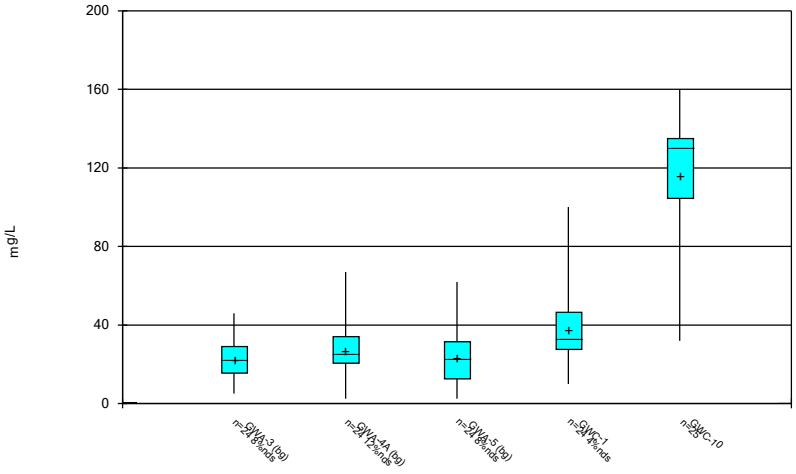

Constituent: Total Dissolved Solids Analysis Run 9/30/2024 1:22 PM
Plant McIntosh Client: Southern Company Data: McIntosh LF4 CCR

Sanitas™ v.10.0.22 Software licensed to Groundwater Stats Consulting. UG

Box & Whiskers Plot

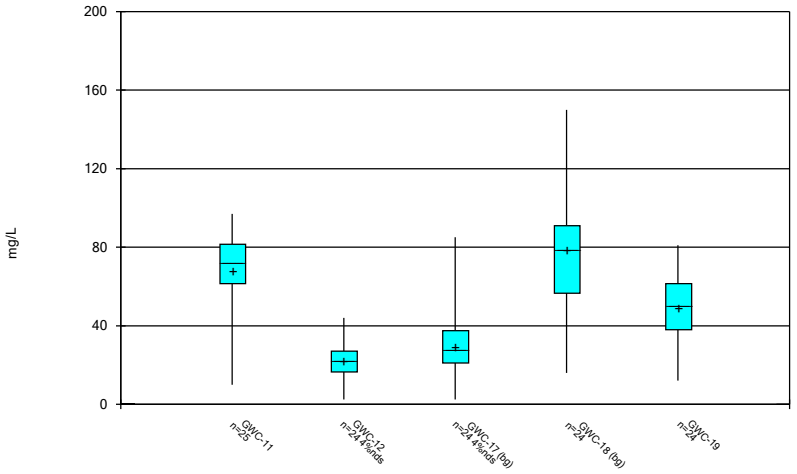

Constituent: Total Dissolved Solids Analysis Run 9/30/2024 1:22 PM
Plant McIntosh Client: Southern Company Data: McIntosh LF4 CCR

Sanitas™ v.10.0.22 Software licensed to Groundwater Stats Consulting. UG

Box & Whiskers Plot

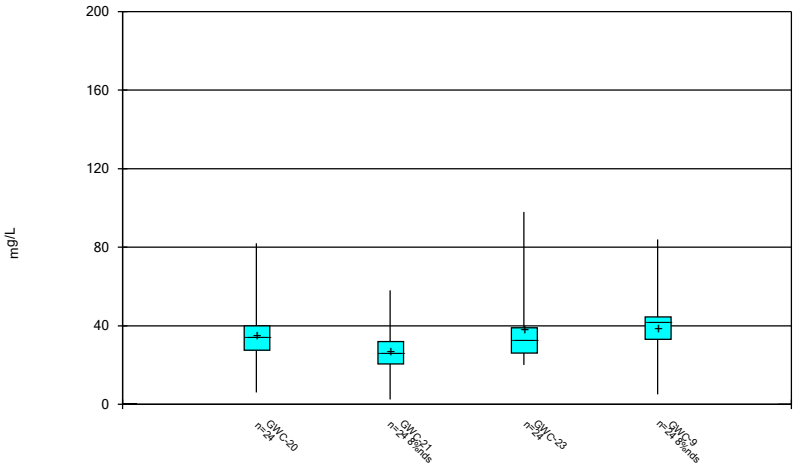

Constituent: Total Dissolved Solids Analysis Run 9/30/2024 1:22 PM
Plant McIntosh Client: Southern Company Data: McIntosh LF4 CCR

Sanitas™ v.10.0.22 Software licensed to Groundwater Stats Consulting. UG

Box & Whiskers Plot

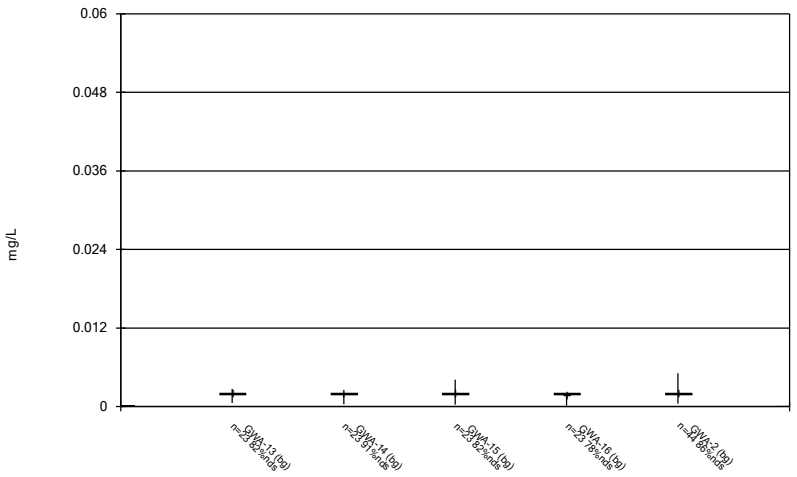

Constituent: Vanadium Analysis Run 9/30/2024 1:22 PM

Plant McIntosh Client: Southern Company Data: McIntosh LF4 CCR

Sanitas™ v.10.0.22 Software licensed to Groundwater Stats Consulting. UG

Box & Whiskers Plot

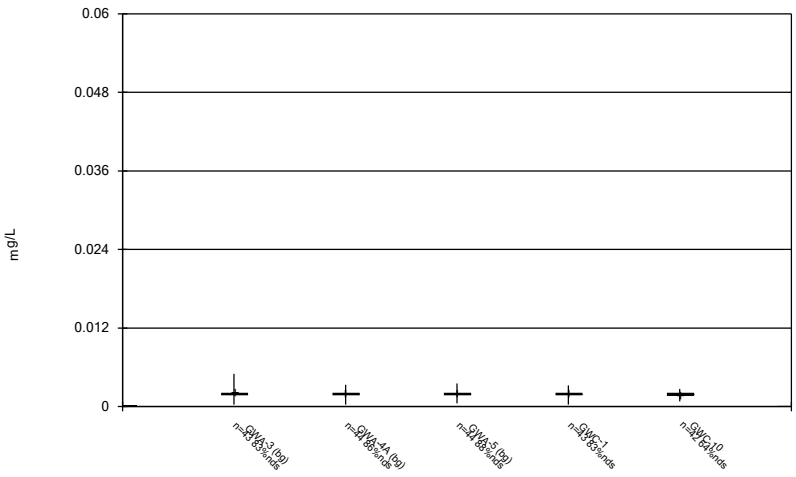

Constituent: Vanadium Analysis Run 9/30/2024 1:22 PM

Plant McIntosh Client: Southern Company Data: McIntosh LF4 CCR

Sanitas™ v.10.0.22 Software licensed to Groundwater Stats Consulting. UG

Box & Whiskers Plot

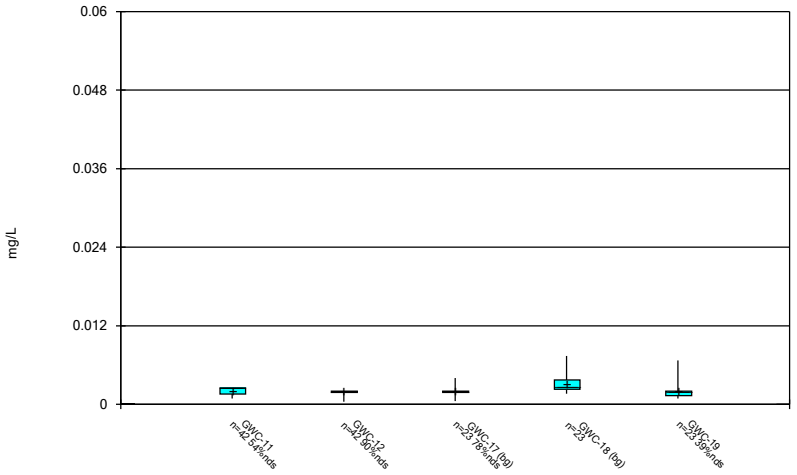

Constituent: Vanadium Analysis Run 9/30/2024 1:22 PM

Plant McIntosh Client: Southern Company Data: McIntosh LF4 CCR

Sanitas™ v.10.0.22 Software licensed to Groundwater Stats Consulting. UG

Box & Whiskers Plot

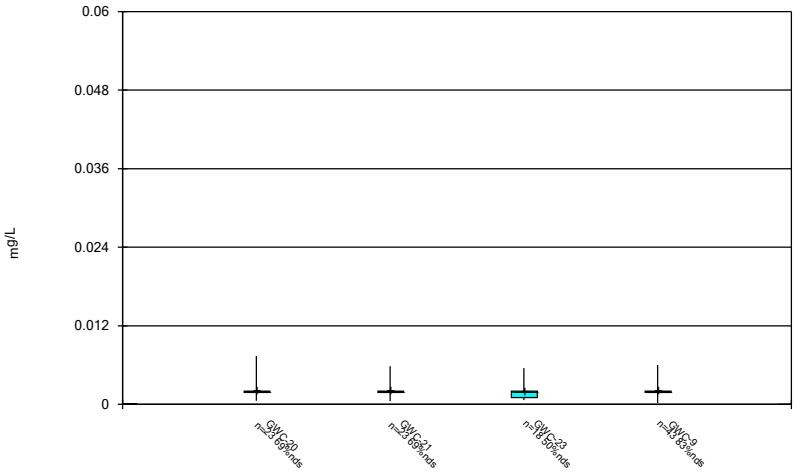

Constituent: Vanadium Analysis Run 9/30/2024 1:22 PM

Plant McIntosh Client: Southern Company Data: McIntosh LF4 CCR

Sanitas™ v.10.0.22 Software licensed to Groundwater Stats Consulting. UG

Box & Whiskers Plot

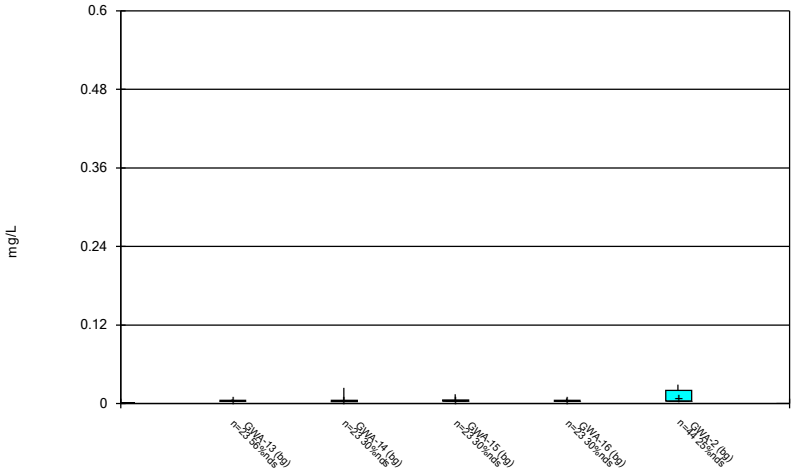

Constituent: Zinc Analysis Run 9/30/2024 1:22 PM

Plant McIntosh Client: Southern Company Data: McIntosh LF4 CCR

Sanitas™ v.10.0.22 Software licensed to Groundwater Stats Consulting. UG

Box & Whiskers Plot

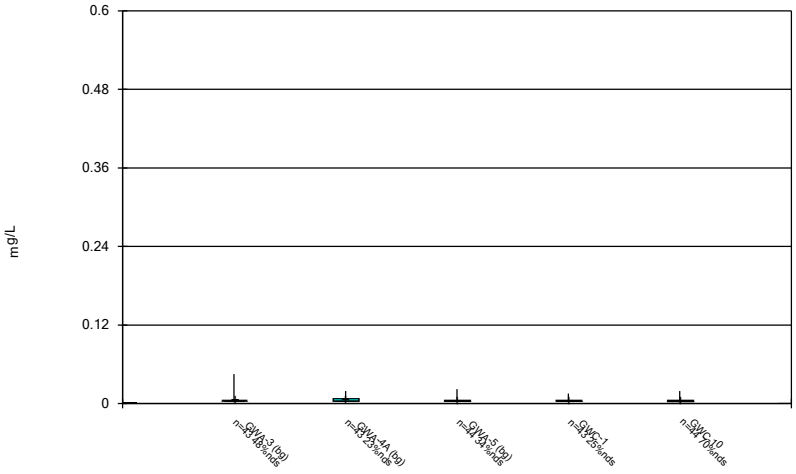

Constituent: Zinc Analysis Run 9/30/2024 1:22 PM

Plant McIntosh Client: Southern Company Data: McIntosh LF4 CCR

Sanitas™ v.10.0.22 Software licensed to Groundwater Stats Consulting. UG

Box & Whiskers Plot

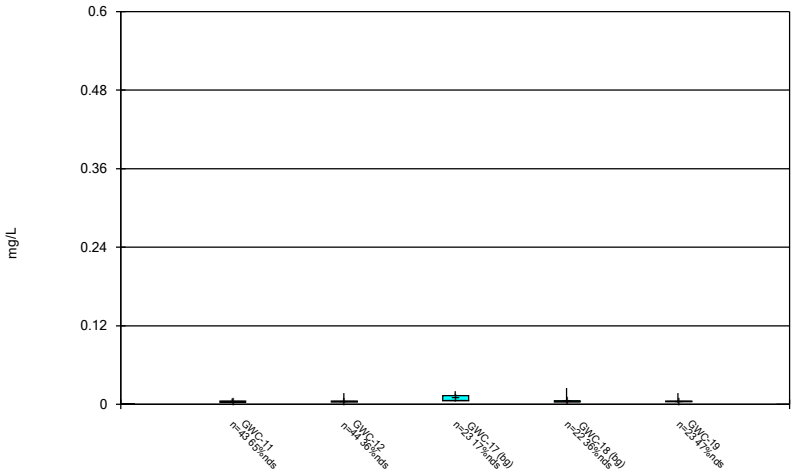

Constituent: Zinc Analysis Run 9/30/2024 1:22 PM

Plant McIntosh Client: Southern Company Data: McIntosh LF4 CCR

Sanitas™ v.10.0.22 Software licensed to Groundwater Stats Consulting. UG

Box & Whiskers Plot

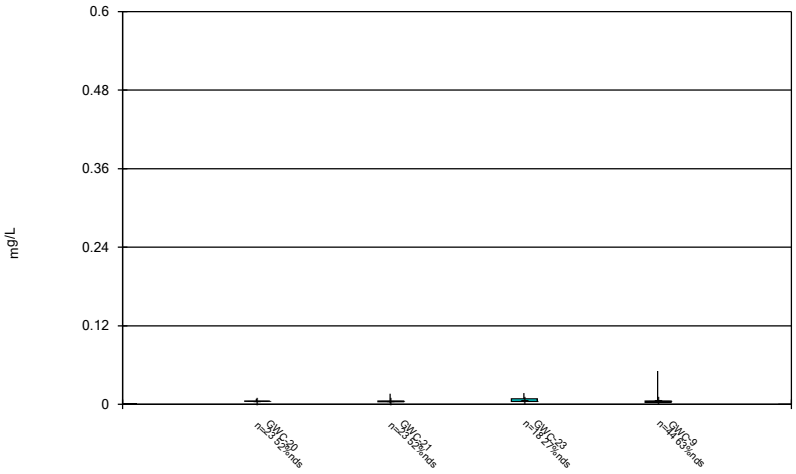

Constituent: Zinc Analysis Run 9/30/2024 1:22 PM

Plant McIntosh Client: Southern Company Data: McIntosh LF4 CCR

FIGURE C.

Outlier Summary

Plant McIntosh Client: Southern Company Data: McIntosh LF4 CCR Printed 9/30/2024, 1:26 PM

	GWA-3 Arsenic (mg/L)	GWA-3 Barium (mg/L)	GWA-5 Barium (mg/L)	GWC-11 Barium (mg/L)	GWC-17 Beryllium (mg/L)	GWA-5 Chloride (mg/L)	GWA-13 Chromium (mg/L)	GWA-2 Chromium (mg/L)	GWA-3 Chromium (mg/L)	GWA-5 Chromium (mg/L)
8/25/2004										0.22 (O)
9/11/2004										
12/7/2005										
7/6/2007		0.1 (O)								
6/20/2008										
12/7/2008		0.097 (O)		0.093 (O)						
1/5/2011	0.0089 (o)	0.21 (O)							0.077 (O)	
7/11/2012								0.0061 (O)		
1/19/2013										
1/14/2016										
4/20/2016					<0.003 (o)		<0.002 (o)			
6/14/2016										
6/16/2016										
9/27/2016										
1/12/2017										
1/13/2017										
1/24/2017			0.42 (o)							
1/30/2019										
3/27/2019										
9/15/2020						18 (o)				

	GWC-1 Chromium (mg/L)	GWC-21 Chromium (mg/L)	GWC-9 Chromium (mg/L)	GWA-3 Cobalt (mg/L)	GWC-12 Cobalt (mg/L)	GWC-21 Cobalt (mg/L)	GWA-3 Copper (mg/L)	GWC-21 Copper (mg/L)	GWA-3 Lead (mg/L)	GWC-9 Lead (mg/L)
8/25/2004										0.0056 (o)
9/11/2004										
12/7/2005										
7/6/2007										
6/20/2008										
12/7/2008	0.072 (O)									
1/5/2011				0.0066 (o)			0.014 (o)		0.014 (o)	
7/11/2012					0.012 (o)					
1/19/2013			0.0065 (o)							
1/14/2016								0.0064 (o)		
4/20/2016										
6/14/2016										
6/16/2016										
9/27/2016		0.35 (o)				0.015 (o)				
1/12/2017										
1/13/2017										
1/24/2017										
1/30/2019										
3/27/2019										
9/15/2020										

Outlier Summary

Plant McIntosh Client: Southern Company Data: McIntosh LF4 CCR Printed 9/30/2024, 1:26 PM

	GWA-3 Nickel (mg/L)	GWA-5 Selenium (mg/L)	GWA-14 Sulfate (mg/L)	GWC-18 Sulfate (mg/L)	GWC-23 Sulfate (mg/L)	GWA-3 Vanadium (mg/L)	GWC-10 Vanadium (mg/L)	GWC-11 Vanadium (mg/L)	GWC-12 Vanadium (mg/L)	GWC-9 Vanadium (mg/L)
8/25/2004										
9/11/2004	0.03 (O)									
12/7/2005										
7/6/2007										
6/20/2008								0.0093 (o)		
12/7/2008										
1/5/2011	0.025 (O)					0.056 (O)				
7/11/2012										
1/19/2013										
1/14/2016										
4/20/2016			5.85 (o)							
6/14/2016			4.6 (o)							
6/16/2016				9 (O)	9.2 (o)					
9/27/2016										
1/12/2017							0.0087 (o)	0.01 (o)	0.0075 (o)	
1/13/2017										0.0091 (o)
1/24/2017		0.025 (o)								
1/30/2019										
3/27/2019							0.0065 (o)		0.0078 (o)	
9/15/2020										

	GWA-3 Zinc (mg/L)	GWA-4A Zinc (mg/L)	GWC-11 Zinc (mg/L)	GWC-18 Zinc (mg/L)
8/25/2004				
9/11/2004				
12/7/2005		0.06 (O)		
7/6/2007				
6/20/2008				
12/7/2008			0.041 (O)	
1/5/2011	0.057 (O)			
7/11/2012				
1/19/2013				
1/14/2016				
4/20/2016				
6/14/2016				
6/16/2016				
9/27/2016				
1/12/2017				
1/13/2017				
1/24/2017				
1/30/2019				0.5 (o)
3/27/2019				
9/15/2020				

FIGURE D.

Appendix I - Intrawell Prediction Limits - Significant Results

Plant McIntosh Client: Southern Company Data: McIntosh LF4 CCR Printed 9/30/2024, 1:34 PM

Constituent	Well	Upper Lim.	Lower Lim.	Date	Observ.	Sig.	Bg N	Bg Mean	Std. Dev.	%NDs	ND Adj.	Transform	Alpha	Method
Zinc (mg/L)	**GWA-16**	**0.007341**	**n/a**	**8/13/2024**	**0.0077**	**Yes**	**21**	**0.003833**	**0.001425**	**33.33**	**Kaplan-Meier**	**No**	**0.0003901**	**Param Intra 1 of 2**
Zinc (mg/L)	**GWA-2**	**0.02**	**n/a**	**8/15/2024**	**0.029**	**Yes**	**42**	**n/a**	**n/a**	**26.19**	**n/a**	**n/a**	**0.001077**	**NP Intra (normality) 1 of 2**
Zinc (mg/L)	**GWC-12**	**0.007604**	**n/a**	**8/14/2024**	**0.017**	**Yes**	**42**	**0.1529**	**0.01957**	**38.1**	**Kaplan-Meier**	**x^(1/3)**	**0.0003901**	**Param Intra 1 of 2**

Appendix I - Intrawell Prediction Limits - All Results

Plant McIntosh Client: Southern Company Data: McIntosh LF4 CCR Printed 9/30/2024, 1:34 PM

Constituent	Well	Upper Lim.	Lower Lim.	Date	Observ.	Sig.	Bg N	Bg Mean	Std. Dev.	%NDs	ND Adj.	Transform	Alpha	Method
Antimony (mg/L)	GWA-13	0.002	n/a	8/13/2024	0.002ND	No	27	n/a	n/a	96.3	n/a	n/a	0.002502	NP Intra (NDs) 1 of 2
Antimony (mg/L)	GWA-14	0.002	n/a	8/13/2024	0.002ND	No	27	n/a	n/a	96.3	n/a	n/a	0.002502	NP Intra (NDs) 1 of 2
Antimony (mg/L)	GWA-15	0.002	n/a	8/13/2024	0.002ND	No	27	n/a	n/a	100	n/a	n/a	0.002502	NP Intra (NDs) 1 of 2
Antimony (mg/L)	GWA-16	0.002	n/a	8/13/2024	0.002ND	No	27	n/a	n/a	100	n/a	n/a	0.002502	NP Intra (NDs) 1 of 2
Antimony (mg/L)	GWA-2	0.002	n/a	8/15/2024	0.002ND	No	48	n/a	n/a	97.92	n/a	n/a	0.0008339	NP Intra (NDs) 1 of 2
Antimony (mg/L)	GWA-3	0.0022	n/a	8/13/2024	0.002ND	No	48	n/a	n/a	95.83	n/a	n/a	0.0008339	NP Intra (NDs) 1 of 2
Antimony (mg/L)	GWA-4A	0.002	n/a	8/13/2024	0.002ND	No	48	n/a	n/a	100	n/a	n/a	0.0008339	NP Intra (NDs) 1 of 2
Antimony (mg/L)	GWA-5	0.002	n/a	8/13/2024	0.002ND	No	50	n/a	n/a	100	n/a	n/a	0.0007528	NP Intra (NDs) 1 of 2
Antimony (mg/L)	GWC-1	0.002	n/a	8/14/2024	0.002ND	No	48	n/a	n/a	97.92	n/a	n/a	0.0008339	NP Intra (NDs) 1 of 2
Antimony (mg/L)	GWC-17	0.002	n/a	8/13/2024	0.002ND	No	27	n/a	n/a	100	n/a	n/a	0.002502	NP Intra (NDs) 1 of 2
Antimony (mg/L)	GWC-18	0.002	n/a	8/14/2024	0.002ND	No	27	n/a	n/a	96.3	n/a	n/a	0.002502	NP Intra (NDs) 1 of 2
Arsenic (mg/L)	GWA-13	0.001	n/a	8/13/2024	0.001ND	No	27	n/a	n/a	96.3	n/a	n/a	0.002502	NP Intra (NDs) 1 of 2
Arsenic (mg/L)	GWA-14	0.001	n/a	8/13/2024	0.001ND	No	27	n/a	n/a	96.3	n/a	n/a	0.002502	NP Intra (NDs) 1 of 2
Arsenic (mg/L)	GWA-15	0.001	n/a	8/13/2024	0.001ND	No	27	n/a	n/a	88.89	n/a	n/a	0.002502	NP Intra (NDs) 1 of 2
Arsenic (mg/L)	GWA-16	0.001	n/a	8/13/2024	0.001ND	No	27	n/a	n/a	96.3	n/a	n/a	0.002502	NP Intra (NDs) 1 of 2
Arsenic (mg/L)	GWA-2	0.001	n/a	8/15/2024	0.001ND	No	48	n/a	n/a	100	n/a	n/a	0.0008339	NP Intra (NDs) 1 of 2
Arsenic (mg/L)	GWA-3	0.0011	n/a	8/13/2024	0.001ND	No	47	n/a	n/a	93.62	n/a	n/a	0.0008745	NP Intra (NDs) 1 of 2
Arsenic (mg/L)	GWA-4A	0.0027	n/a	8/13/2024	0.001ND	No	48	n/a	n/a	75	n/a	n/a	0.0008339	NP Intra (NDs) 1 of 2
Arsenic (mg/L)	GWA-5	0.0027	n/a	8/13/2024	0.001ND	No	50	n/a	n/a	94	n/a	n/a	0.0007528	NP Intra (NDs) 1 of 2
Arsenic (mg/L)	GWC-1	0.001	n/a	8/14/2024	0.001ND	No	48	n/a	n/a	97.92	n/a	n/a	0.0008339	NP Intra (NDs) 1 of 2
Arsenic (mg/L)	GWC-10	0.0013	n/a	8/14/2024	0.00099J	No	48	n/a	n/a	77.08	n/a	n/a	0.0008339	NP Intra (NDs) 1 of 2
Arsenic (mg/L)	GWC-11	0.005	n/a	8/14/2024	0.0018	No	48	n/a	n/a	54.17	n/a	n/a	0.0008339	NP Intra (NDs) 1 of 2
Arsenic (mg/L)	GWC-12	0.0011	n/a	8/14/2024	0.001ND	No	48	n/a	n/a	91.67	n/a	n/a	0.0008339	NP Intra (NDs) 1 of 2
Arsenic (mg/L)	GWC-17	0.001	n/a	8/13/2024	0.001ND	No	27	n/a	n/a	85.19	n/a	n/a	0.002502	NP Intra (NDs) 1 of 2
Arsenic (mg/L)	GWC-18	0.001534	n/a	8/14/2024	0.0014	No	27	0.0008549	0.0002884	22.22	Kaplan-Meier	No	0.0003901	Param Intra 1 of 2
Arsenic (mg/L)	GWC-19	0.001	n/a	8/14/2024	0.001ND	No	27	n/a	n/a	85.19	n/a	n/a	0.002502	NP Intra (NDs) 1 of 2
Arsenic (mg/L)	GWC-20	0.001	n/a	8/14/2024	0.001ND	No	27	n/a	n/a	88.89	n/a	n/a	0.002502	NP Intra (NDs) 1 of 2
Arsenic (mg/L)	GWC-21	0.0022	n/a	8/14/2024	0.001ND	No	27	n/a	n/a	77.78	n/a	n/a	0.002502	NP Intra (NDs) 1 of 2
Arsenic (mg/L)	GWC-23	0.0021	n/a	8/14/2024	0.001ND	No	22	n/a	n/a	59.09	n/a	n/a	0.003707	NP Intra (NDs) 1 of 2
Arsenic (mg/L)	GWC-9	0.001	n/a	8/14/2024	0.001ND	No	48	n/a	n/a	93.75	n/a	n/a	0.0008339	NP Intra (NDs) 1 of 2
Barium (mg/L)	GWA-13	0.03	n/a	8/13/2024	0.019	No	27	n/a	n/a	0	n/a	n/a	0.002502	NP Intra (normality) 1 of 2
Barium (mg/L)	GWA-14	0.01965	n/a	8/13/2024	0.017	No	27	0.116	0.01025	0	None	sqrt(x)	0.0003901	Param Intra 1 of 2
Barium (mg/L)	GWA-15	0.02936	n/a	8/13/2024	0.026	No	27	0.02482	0.001927	0	None	No	0.0003901	Param Intra 1 of 2
Barium (mg/L)	GWA-16	0.03473	n/a	8/13/2024	0.028	No	27	-3.684	0.1375	0	None	ln(x)	0.0003901	Param Intra 1 of 2
Barium (mg/L)	GWA-2	0.03982	n/a	8/15/2024	0.036	No	25	0.001088	0.0002091	0	None	x^2	0.0003901	Param Intra 1 of 2
Barium (mg/L)	GWA-3	0.02768	n/a	8/13/2024	0.014	No	45	0.2487	0.02426	0	None	x^(1/3)	0.0003901	Param Intra 1 of 2
Barium (mg/L)	GWA-4A	0.03888	n/a	8/13/2024	0.016	No	48	0.023	0.007191	0	None	No	0.0003901	Param Intra 1 of 2
Barium (mg/L)	GWA-5	0.06998	n/a	8/13/2024	0.036	No	30	0.2043	0.02601	0	None	sqrt(x)	0.0003901	Param Intra 1 of 2
Barium (mg/L)	GWC-1	0.05763	n/a	8/14/2024	0.04	No	30	0.03968	0.007744	0	None	No	0.0003901	Param Intra 1 of 2
Barium (mg/L)	GWC-10	0.039	n/a	8/14/2024	0.021	No	48	n/a	n/a	0	n/a	n/a	0.0008339	NP Intra (normality) 1 of 2
Barium (mg/L)	GWC-11	0.026	n/a	8/14/2024	0.011	No	47	n/a	n/a	0	n/a	n/a	0.0008745	NP Intra (normality) 1 of 2
Barium (mg/L)	GWC-12	0.016	n/a	8/14/2024	0.012	No	48	n/a	n/a	0	n/a	n/a	0.0008339	NP Intra (normality) 1 of 2
Barium (mg/L)	GWC-17	0.021	n/a	8/13/2024	0.019	No	27	n/a	n/a	0	n/a	n/a	0.002502	NP Intra (normality) 1 of 2
Barium (mg/L)	GWC-18	0.02617	n/a	8/14/2024	0.013	No	20	0.01625	0.003998	0	None	No	0.0003901	Param Intra 1 of 2
Barium (mg/L)	GWC-19	0.02161	n/a	8/14/2024	0.011	No	22	0.01353	0.003311	0	None	No	0.0003901	Param Intra 1 of 2
Barium (mg/L)	GWC-20	0.0275	n/a	8/14/2024	0.015	No	21	0.01967	0.003183	0	None	No	0.0003901	Param Intra 1 of 2
Barium (mg/L)	GWC-21	0.02763	n/a	8/14/2024	0.02	No	27	0.01876	0.003766	0	None	No	0.0003901	Param Intra 1 of 2
Barium (mg/L)	GWC-23	0.03576	n/a	8/14/2024	0.027	No	10	0.021	0.004738	0	None	No	0.0003901	Param Intra 1 of 2
Barium (mg/L)	GWC-9	0.03623	n/a	8/14/2024	0.024	No	48	0.02486	0.005149	0	None	No	0.0003901	Param Intra 1 of 2
Beryllium (mg/L)	GWA-13	0.0025	n/a	8/13/2024	0.0025ND	No	26	n/a	n/a	88.46	n/a	n/a	0.002667	NP Intra (NDs) 1 of 2
Beryllium (mg/L)	GWA-14	0.0025	n/a	8/13/2024	0.0025ND	No	27	n/a	n/a	92.59	n/a	n/a	0.002502	NP Intra (NDs) 1 of 2
Beryllium (mg/L)	GWA-15	0.0025	n/a	8/13/2024	0.0025ND	No	27	n/a	n/a	96.3	n/a	n/a	0.002502	NP Intra (NDs) 1 of 2
Beryllium (mg/L)	GWA-16	0.0025	n/a	8/13/2024	0.0025ND	No	27	n/a	n/a	92.59	n/a	n/a	0.002502	NP Intra (NDs) 1 of 2
Beryllium (mg/L)	GWA-2	0.0025	n/a	8/15/2024	0.0025ND	No	48	n/a	n/a	87.5	n/a	n/a	0.0008339	NP Intra (NDs) 1 of 2
Beryllium (mg/L)	GWA-3	0.0025	n/a	8/13/2024	0.0025ND	No	48	n/a	n/a	95.83	n/a	n/a	0.0008339	NP Intra (NDs) 1 of 2
Beryllium (mg/L)	GWA-4A	0.0025	n/a	8/13/2024	0.0025ND	No	48	n/a	n/a	91.67	n/a	n/a	0.0008339	NP Intra (NDs) 1 of 2
Beryllium (mg/L)	GWA-5	0.0025	n/a	8/13/2024	0.0025ND	No	50	n/a	n/a	94	n/a	n/a	0.0007528	NP Intra (NDs) 1 of 2
Beryllium (mg/L)	GWC-1	0.0025	n/a	8/14/2024	0.0002J	No	48	n/a	n/a	81.25	n/a	n/a	0.0008339	NP Intra (NDs) 1 of 2
Beryllium (mg/L)	GWC-10	0.0025	n/a	8/14/2024	0.0025ND	No	48	n/a	n/a	93.75	n/a	n/a	0.0008339	NP Intra (NDs) 1 of 2
Beryllium (mg/L)	GWC-11	0.0025	n/a	8/14/2024	0.0025ND	No	48	n/a	n/a	95.83	n/a	n/a	0.0008339	NP Intra (NDs) 1 of 2
Beryllium (mg/L)	GWC-12	0.0025	n/a	8/14/2024	0.0025ND	No	48	n/a	n/a	81.25	n/a	n/a	0.0008339	NP Intra (NDs) 1 of 2
Beryllium (mg/L)	GWC-17	0.001	n/a	8/13/2024	0.0006J	No	26	n/a	n/a	0	n/a	n/a	0.002667	NP Intra (normality) 1 of 2
Beryllium (mg/L)	GWC-18	0.0025	n/a	8/14/2024	0.0025ND	No	27	n/a	n/a	96.3	n/a	n/a	0.002502	NP Intra (NDs) 1 of 2
Beryllium (mg/L)	GWC-19	0.0025	n/a	8/14/2024	0.00026J	No	27	n/a	n/a	51.85	n/a	n/a	0.002502	NP Intra (NDs) 1 of 2
Beryllium (mg/L)	GWC-20	0.0025	n/a	8/14/2024	0.0002J	No	27	n/a	n/a	59.26	n/a	n/a	0.002502	NP Intra (NDs) 1 of 2
Beryllium (mg/L)	GWC-21	0.0025	n/a	8/14/2024	0.0025ND	No	27	n/a	n/a	92.59	n/a	n/a	0.002502	NP Intra (NDs) 1 of 2
Beryllium (mg/L)	GWC-23	0.0025	n/a	8/14/2024	0.0025ND	No	22	n/a	n/a	90.91	n/a	n/a	0.003707	NP Intra (NDs) 1 of 2
Beryllium (mg/L)	GWC-9	0.0025	n/a	8/14/2024	0.0025ND	No	48	n/a	n/a	91.67	n/a	n/a	0.0008339	NP Intra (NDs) 1 of 2

Appendix I - Intrawell Prediction Limits - All Results

Plant McIntosh Client: Southern Company Data: McIntosh LF4 CCR Printed 9/30/2024, 1:34 PM

Constituent	Well	Upper Lim.	Lower Lim.	Date	Observ.	Sig.	Bg N	Bg Mean	Std. Dev.	%NDs	ND Adj.	Transform	Alpha	Method
Cadmium (mg/L)	GWA-13	0.0025	n/a	8/13/2024	0.0025ND	No	27	n/a	n/a	92.59	n/a	n/a	0.002502	NP Intra (NDs) 1 of 2
Cadmium (mg/L)	GWA-14	0.0025	n/a	8/13/2024	0.0025ND	No	27	n/a	n/a	92.59	n/a	n/a	0.002502	NP Intra (NDs) 1 of 2
Cadmium (mg/L)	GWA-15	0.0025	n/a	8/13/2024	0.0025ND	No	27	n/a	n/a	100	n/a	n/a	0.002502	NP Intra (NDs) 1 of 2
Cadmium (mg/L)	GWA-16	0.0025	n/a	8/13/2024	0.0025ND	No	27	n/a	n/a	96.3	n/a	n/a	0.002502	NP Intra (NDs) 1 of 2
Cadmium (mg/L)	GWA-2	0.0025	n/a	8/15/2024	0.0025ND	No	48	n/a	n/a	100	n/a	n/a	0.0008339	NP Intra (NDs) 1 of 2
Cadmium (mg/L)	GWA-3	0.0025	n/a	8/13/2024	0.0025ND	No	48	n/a	n/a	100	n/a	n/a	0.0008339	NP Intra (NDs) 1 of 2
Cadmium (mg/L)	GWA-4A	0.0025	n/a	8/13/2024	0.0025ND	No	48	n/a	n/a	91.67	n/a	n/a	0.0008339	NP Intra (NDs) 1 of 2
Cadmium (mg/L)	GWA-5	0.0025	n/a	8/13/2024	0.0025ND	No	50	n/a	n/a	100	n/a	n/a	0.0007528	NP Intra (NDs) 1 of 2
Cadmium (mg/L)	GWC-1	0.0025	n/a	8/14/2024	0.0025ND	No	48	n/a	n/a	97.92	n/a	n/a	0.0008339	NP Intra (NDs) 1 of 2
Cadmium (mg/L)	GWC-17	0.0007865	n/a	8/13/2024	0.00062J	No	27	0.0005768	0.00008904	0	None	No	0.0003901	Param Intra 1 of 2
Cadmium (mg/L)	GWC-18	0.0025	n/a	8/14/2024	0.0025ND	No	27	n/a	n/a	96.3	n/a	n/a	0.002502	NP Intra (NDs) 1 of 2
Cadmium (mg/L)	GWC-19	0.0025	n/a	8/14/2024	0.00015J	No	27	n/a	n/a	74.07	n/a	n/a	0.002502	NP Intra (NDs) 1 of 2
Cadmium (mg/L)	GWC-20	0.0025	n/a	8/14/2024	0.00016J	No	27	n/a	n/a	55.56	n/a	n/a	0.002502	NP Intra (NDs) 1 of 2
Cadmium (mg/L)	GWC-21	0.0025	n/a	8/14/2024	0.00013J	No	27	n/a	n/a	77.78	n/a	n/a	0.002502	NP Intra (NDs) 1 of 2
Cadmium (mg/L)	GWC-23	0.0025	n/a	8/14/2024	0.000095J	No	22	n/a	n/a	81.82	n/a	n/a	0.003707	NP Intra (NDs) 1 of 2
Cadmium (mg/L)	GWC-9	0.0025	n/a	8/14/2024	0.0001J	No	48	n/a	n/a	95.83	n/a	n/a	0.0008339	NP Intra (NDs) 1 of 2
Chromium (mg/L)	GWA-13	0.0094	n/a	8/13/2024	0.0022	No	25	n/a	n/a	64	n/a	n/a	0.002832	NP Intra (NDs) 1 of 2
Chromium (mg/L)	GWA-14	0.0047	n/a	8/13/2024	0.0028	No	26	n/a	n/a	80.77	n/a	n/a	0.002667	NP Intra (NDs) 1 of 2
Chromium (mg/L)	GWA-15	0.0051	n/a	8/13/2024	0.0031	No	26	n/a	n/a	61.54	n/a	n/a	0.002667	NP Intra (NDs) 1 of 2
Chromium (mg/L)	GWA-16	0.024	n/a	8/13/2024	0.0018J	No	26	n/a	n/a	34.62	n/a	n/a	0.002667	NP Intra (normality) 1 of 2
Chromium (mg/L)	GWA-2	0.003296	n/a	8/15/2024	0.0018J	No	47	0.0394	0.00814	19.15	Kaplan-Meier	sqrt(x)	0.0003901	Param Intra 1 of 2
Chromium (mg/L)	GWA-3	0.0049	n/a	8/13/2024	0.0017J	No	47	n/a	n/a	36.17	n/a	n/a	0.0008745	NP Intra (normality) 1 of 2
Chromium (mg/L)	GWA-4A	0.0096	n/a	8/13/2024	0.002ND	No	48	n/a	n/a	72.92	n/a	n/a	0.0008339	NP Intra (NDs) 1 of 2
Chromium (mg/L)	GWA-5	0.0054	n/a	8/13/2024	0.0043	No	49	n/a	n/a	67.35	n/a	n/a	0.0007934	NP Intra (NDs) 1 of 2
Chromium (mg/L)	GWC-1	0.005	n/a	8/14/2024	0.0032	No	48	n/a	n/a	39.58	n/a	n/a	0.0008339	NP Intra (normality) 1 of 2
Chromium (mg/L)	GWC-10	0.01	n/a	8/14/2024	0.0047	No	48	n/a	n/a	18.75	n/a	n/a	0.0008339	NP Intra (normality) 1 of 2
Chromium (mg/L)	GWC-11	0.01022	n/a	8/14/2024	0.0053	No	48	0.005628	0.002078	2.083	None	No	0.0003901	Param Intra 1 of 2
Chromium (mg/L)	GWC-12	0.01	n/a	8/14/2024	0.0021	No	48	n/a	n/a	16.67	n/a	n/a	0.0008339	NP Intra (normality) 1 of 2
Chromium (mg/L)	GWC-17	0.01	n/a	8/13/2024	0.0033	No	26	n/a	n/a	19.23	n/a	n/a	0.002667	NP Intra (normality) 1 of 2
Chromium (mg/L)	GWC-18	0.006073	n/a	8/14/2024	0.0037	No	26	-5.997	0.3771	0	None	ln(x)	0.0003901	Param Intra 1 of 2
Chromium (mg/L)	GWC-19	0.0056	n/a	8/14/2024	0.0023	No	26	n/a	n/a	11.54	n/a	n/a	0.002667	NP Intra (normality) 1 of 2
Chromium (mg/L)	GWC-20	0.005	n/a	8/14/2024	0.0015J	No	26	n/a	n/a	76.92	n/a	n/a	0.002667	NP Intra (NDs) 1 of 2
Chromium (mg/L)	GWC-21	0.0044	n/a	8/14/2024	0.0013J	No	25	n/a	n/a	88	n/a	n/a	0.002832	NP Intra (NDs) 1 of 2
Chromium (mg/L)	GWC-23	0.004	n/a	8/14/2024	0.0039	No	22	n/a	n/a	50	n/a	n/a	0.003707	NP Intra (normality) 1 of 2
Chromium (mg/L)	GWC-9	0.0043	n/a	8/14/2024	0.0013J	No	47	n/a	n/a	65.96	n/a	n/a	0.0008745	NP Intra (NDs) 1 of 2
Cobalt (mg/L)	GWA-13	0.0014	n/a	8/13/2024	0.00049J	No	27	n/a	n/a	14.81	n/a	n/a	0.002502	NP Intra (normality) 1 of 2
Cobalt (mg/L)	GWA-14	0.0025	n/a	8/13/2024	0.00041J	No	27	n/a	n/a	33.33	n/a	n/a	0.002502	NP Intra (normality) 1 of 2
Cobalt (mg/L)	GWA-15	0.0016	n/a	8/13/2024	0.00051J	No	27	n/a	n/a	14.81	n/a	n/a	0.002502	NP Intra (normality) 1 of 2
Cobalt (mg/L)	GWA-16	0.00125	n/a	8/13/2024	0.00049J	No	27	n/a	n/a	11.11	n/a	n/a	0.002502	NP Intra (normality) 1 of 2
Cobalt (mg/L)	GWA-2	0.01	n/a	8/15/2024	0.0014J	No	48	n/a	n/a	43.75	n/a	n/a	0.0008339	NP Intra (normality) 1 of 2
Cobalt (mg/L)	GWA-3	0.0025	n/a	8/13/2024	0.00031J	No	47	n/a	n/a	72.34	n/a	n/a	0.0008745	NP Intra (NDs) 1 of 2
Cobalt (mg/L)	GWA-4A	0.013	n/a	8/13/2024	0.0011J	No	48	n/a	n/a	45.83	n/a	n/a	0.0008339	NP Intra (normality) 1 of 2
Cobalt (mg/L)	GWA-5	0.011	n/a	8/13/2024	0.0009J	No	50	n/a	n/a	40	n/a	n/a	0.0007528	NP Intra (normality) 1 of 2
Cobalt (mg/L)	GWC-1	0.0025	n/a	8/14/2024	0.0016J	No	48	n/a	n/a	41.67	n/a	n/a	0.0008339	NP Intra (normality) 1 of 2
Cobalt (mg/L)	GWC-10	0.0025	n/a	8/14/2024	0.0025ND	No	48	n/a	n/a	93.75	n/a	n/a	0.0008339	NP Intra (NDs) 1 of 2
Cobalt (mg/L)	GWC-11	0.0071	n/a	8/14/2024	0.0025ND	No	48	n/a	n/a	83.33	n/a	n/a	0.0008339	NP Intra (NDs) 1 of 2
Cobalt (mg/L)	GWC-12	0.005	n/a	8/14/2024	0.00066J	No	47	n/a	n/a	44.68	n/a	n/a	0.0008745	NP Intra (normality) 1 of 2
Cobalt (mg/L)	GWC-17	0.0025	n/a	8/13/2024	0.0025ND	No	27	n/a	n/a	29.63	n/a	n/a	0.002502	NP Intra (normality) 1 of 2
Cobalt (mg/L)	GWC-18	0.0025	n/a	8/14/2024	0.0025ND	No	27	n/a	n/a	92.59	n/a	n/a	0.002502	NP Intra (NDs) 1 of 2
Cobalt (mg/L)	GWC-19	0.0025	n/a	8/14/2024	0.0025ND	No	27	n/a	n/a	81.48	n/a	n/a	0.002502	NP Intra (NDs) 1 of 2
Cobalt (mg/L)	GWC-20	0.001868	n/a	8/14/2024	0.00072J	No	14	0.0323	0.00398	0	None	sqrt(x)	0.0003901	Param Intra 1 of 2
Cobalt (mg/L)	GWC-21	0.00225	n/a	8/14/2024	0.00079J	No	26	0.001286	0.0004069	7.692	None	No	0.0003901	Param Intra 1 of 2
Cobalt (mg/L)	GWC-23	0.01088	n/a	8/14/2024	0.0013J	No	22	0.004884	0.002457	0	None	No	0.0003901	Param Intra 1 of 2
Cobalt (mg/L)	GWC-9	0.0055	n/a	8/14/2024	0.0025ND	No	48	n/a	n/a	50	n/a	n/a	0.0008339	NP Intra (normality) 1 of 2
Copper (mg/L)	GWA-13	0.002	n/a	8/13/2024	0.002ND	No	21	n/a	n/a	95.24	n/a	n/a	0.003999	NP Intra (NDs) 1 of 2
Copper (mg/L)	GWA-14	0.002	n/a	8/13/2024	0.002ND	No	21	n/a	n/a	90.48	n/a	n/a	0.003999	NP Intra (NDs) 1 of 2
Copper (mg/L)	GWA-15	0.002	n/a	8/13/2024	0.002ND	No	21	n/a	n/a	95.24	n/a	n/a	0.003999	NP Intra (NDs) 1 of 2
Copper (mg/L)	GWA-16	0.002	n/a	8/13/2024	0.002ND	No	21	n/a	n/a	90.48	n/a	n/a	0.003999	NP Intra (NDs) 1 of 2
Copper (mg/L)	GWA-2	0.003	n/a	8/15/2024	0.002ND	No	42	n/a	n/a	97.62	n/a	n/a	0.001077	NP Intra (NDs) 1 of 2
Copper (mg/L)	GWA-3	0.0034	n/a	8/13/2024	0.002ND	No	41	n/a	n/a	87.8	n/a	n/a	0.001118	NP Intra (NDs) 1 of 2
Copper (mg/L)	GWA-4A	0.0051	n/a	8/13/2024	0.002ND	No	42	n/a	n/a	80.95	n/a	n/a	0.001077	NP Intra (NDs) 1 of 2
Copper (mg/L)	GWA-5	0.0021	n/a	8/13/2024	0.002ND	No	42	n/a	n/a	95.24	n/a	n/a	0.001077	NP Intra (NDs) 1 of 2
Copper (mg/L)	GWC-1	0.002	n/a	8/14/2024	0.002ND	No	41	n/a	n/a	97.56	n/a	n/a	0.001118	NP Intra (NDs) 1 of 2
Copper (mg/L)	GWC-11	0.0027	n/a	8/14/2024	0.002ND	No	42	n/a	n/a	90.48	n/a	n/a	0.001077	NP Intra (NDs) 1 of 2
Copper (mg/L)	GWC-12	0.002	n/a	8/14/2024	0.002ND	No	42	n/a	n/a	95.24	n/a	n/a	0.001077	NP Intra (NDs) 1 of 2
Copper (mg/L)	GWC-17	0.0021	n/a	8/13/2024	0.002ND	No	21	n/a	n/a	85.71	n/a	n/a	0.003999	NP Intra (NDs) 1 of 2
Copper (mg/L)	GWC-18	0.0021	n/a	8/14/2024	0.002ND	No	21	n/a	n/a	66.67	n/a	n/a	0.003999	NP Intra (NDs) 1 of 2
Copper (mg/L)	GWC-19	0.002	n/a	8/14/2024	0.002ND	No	21	n/a	n/a	90.48	n/a	n/a	0.003999	NP Intra (NDs) 1 of 2

Appendix I - Intrawell Prediction Limits - All Results

Plant McIntosh Client: Southern Company Data: McIntosh LF4 CCR Printed 9/30/2024, 1:34 PM

Constituent	Well	Upper Lim.	Lower Lim.	Date	Observ.	Sig.	Bg N	Bg Mean	Std. Dev.	%NDs	ND Adj.	Transform	Alpha	Method
Copper (mg/L)	GWC-20	0.002	n/a	8/14/2024	0.002ND	No	21	n/a	n/a	90.48	n/a	n/a	0.003999	NP Intra (NDs) 1 of 2
Copper (mg/L)	GWC-21	0.002	n/a	8/14/2024	0.002ND	No	20	n/a	n/a	85	n/a	n/a	0.004291	NP Intra (NDs) 1 of 2
Copper (mg/L)	GWC-23	0.002	n/a	8/14/2024	0.002ND	No	16	n/a	n/a	81.25	n/a	n/a	0.006456	NP Intra (NDs) 1 of 2
Copper (mg/L)	GWC-9	0.0021	n/a	8/14/2024	0.002ND	No	42	n/a	n/a	92.86	n/a	n/a	0.001077	NP Intra (NDs) 1 of 2
Lead (mg/L)	GWA-13	0.001	n/a	8/13/2024	0.001ND	No	27	n/a	n/a	96.3	n/a	n/a	0.002502	NP Intra (NDs) 1 of 2
Lead (mg/L)	GWA-14	0.001	n/a	8/13/2024	0.001ND	No	27	n/a	n/a	92.59	n/a	n/a	0.002502	NP Intra (NDs) 1 of 2
Lead (mg/L)	GWA-15	0.001	n/a	8/13/2024	0.001ND	No	27	n/a	n/a	100	n/a	n/a	0.002502	NP Intra (NDs) 1 of 2
Lead (mg/L)	GWA-16	0.001	n/a	8/13/2024	0.001ND	No	27	n/a	n/a	92.59	n/a	n/a	0.002502	NP Intra (NDs) 1 of 2
Lead (mg/L)	GWA-2	0.0054	n/a	8/15/2024	0.0007J	No	48	n/a	n/a	89.58	n/a	n/a	0.0008339	NP Intra (NDs) 1 of 2
Lead (mg/L)	GWA-3	0.015	n/a	8/13/2024	0.001ND	No	47	n/a	n/a	97.87	n/a	n/a	0.0008745	NP Intra (NDs) 1 of 2
Lead (mg/L)	GWA-4A	0.0037	n/a	8/13/2024	0.001ND	No	48	n/a	n/a	91.67	n/a	n/a	0.0008339	NP Intra (NDs) 1 of 2
Lead (mg/L)	GWA-5	0.001	n/a	8/13/2024	0.001ND	No	50	n/a	n/a	92	n/a	n/a	0.0007528	NP Intra (NDs) 1 of 2
Lead (mg/L)	GWC-11	0.001	n/a	8/14/2024	0.001ND	No	48	n/a	n/a	89.58	n/a	n/a	0.0008339	NP Intra (NDs) 1 of 2
Lead (mg/L)	GWC-17	0.001	n/a	8/13/2024	0.001ND	No	27	n/a	n/a	100	n/a	n/a	0.002502	NP Intra (NDs) 1 of 2
Lead (mg/L)	GWC-18	0.001	n/a	8/14/2024	0.001ND	No	27	n/a	n/a	70.37	n/a	n/a	0.002502	NP Intra (NDs) 1 of 2
Lead (mg/L)	GWC-20	0.001	n/a	8/14/2024	0.001ND	No	27	n/a	n/a	96.3	n/a	n/a	0.002502	NP Intra (NDs) 1 of 2
Lead (mg/L)	GWC-21	0.001	n/a	8/14/2024	0.001ND	No	27	n/a	n/a	92.59	n/a	n/a	0.002502	NP Intra (NDs) 1 of 2
Lead (mg/L)	GWC-23	0.001	n/a	8/14/2024	0.001ND	No	22	n/a	n/a	86.36	n/a	n/a	0.003707	NP Intra (NDs) 1 of 2
Nickel (mg/L)	GWA-13	0.001	n/a	8/13/2024	0.00046J	No	21	n/a	n/a	80.95	n/a	n/a	0.003999	NP Intra (NDs) 1 of 2
Nickel (mg/L)	GWA-14	0.001	n/a	8/13/2024	0.00061J	No	21	n/a	n/a	57.14	n/a	n/a	0.003999	NP Intra (NDs) 1 of 2
Nickel (mg/L)	GWA-15	0.001	n/a	8/13/2024	0.00056J	No	21	n/a	n/a	76.19	n/a	n/a	0.003999	NP Intra (NDs) 1 of 2
Nickel (mg/L)	GWA-16	0.001	n/a	8/13/2024	0.00058J	No	21	n/a	n/a	66.67	n/a	n/a	0.003999	NP Intra (NDs) 1 of 2
Nickel (mg/L)	GWA-2	0.0043	n/a	8/15/2024	0.001	No	42	n/a	n/a	66.67	n/a	n/a	0.001077	NP Intra (NDs) 1 of 2
Nickel (mg/L)	GWA-3	0.001	n/a	8/13/2024	0.001ND	No	40	n/a	n/a	85	n/a	n/a	0.001159	NP Intra (NDs) 1 of 2
Nickel (mg/L)	GWA-4A	0.0072	n/a	8/13/2024	0.00076J	No	42	n/a	n/a	59.52	n/a	n/a	0.001077	NP Intra (NDs) 1 of 2
Nickel (mg/L)	GWA-5	0.0031	n/a	8/13/2024	0.0022	No	42	n/a	n/a	83.33	n/a	n/a	0.001077	NP Intra (NDs) 1 of 2
Nickel (mg/L)	GWC-1	0.0025	n/a	8/14/2024	0.0013	No	41	n/a	n/a	68.29	n/a	n/a	0.001118	NP Intra (NDs) 1 of 2
Nickel (mg/L)	GWC-10	0.0013	n/a	8/14/2024	0.001ND	No	42	n/a	n/a	90.48	n/a	n/a	0.001077	NP Intra (NDs) 1 of 2
Nickel (mg/L)	GWC-11	0.0049	n/a	8/14/2024	0.001ND	No	42	n/a	n/a	78.57	n/a	n/a	0.001077	NP Intra (NDs) 1 of 2
Nickel (mg/L)	GWC-12	0.0064	n/a	8/14/2024	0.00095J	No	42	n/a	n/a	69.05	n/a	n/a	0.001077	NP Intra (NDs) 1 of 2
Nickel (mg/L)	GWC-17	0.0036	n/a	8/13/2024	0.002	No	21	n/a	n/a	4.762	n/a	n/a	0.003999	NP Intra (normality) 1 of 2
Nickel (mg/L)	GWC-18	0.0019	n/a	8/14/2024	0.00073J	No	21	n/a	n/a	33.33	n/a	n/a	0.003999	NP Intra (normality) 1 of 2
Nickel (mg/L)	GWC-19	0.0051	n/a	8/14/2024	0.0012	No	21	n/a	n/a	4.762	n/a	n/a	0.003999	NP Intra (normality) 1 of 2
Nickel (mg/L)	GWC-20	0.0067	n/a	8/14/2024	0.00091J	No	21	n/a	n/a	23.81	n/a	n/a	0.003999	NP Intra (normality) 1 of 2
Nickel (mg/L)	GWC-21	0.0012	n/a	8/14/2024	0.00065J	No	21	n/a	n/a	52.38	n/a	n/a	0.003999	NP Intra (NDs) 1 of 2
Nickel (mg/L)	GWC-23	0.0026	n/a	8/14/2024	0.0013	No	16	n/a	n/a	12.5	n/a	n/a	0.006456	NP Intra (normality) 1 of 2
Nickel (mg/L)	GWC-9	0.0033	n/a	8/14/2024	0.00089J	No	42	n/a	n/a	73.81	n/a	n/a	0.001077	NP Intra (NDs) 1 of 2
Selenium (mg/L)	GWA-13	0.005	n/a	8/13/2024	0.005ND	No	27	n/a	n/a	96.3	n/a	n/a	0.002502	NP Intra (NDs) 1 of 2
Selenium (mg/L)	GWA-14	0.005	n/a	8/13/2024	0.005ND	No	27	n/a	n/a	100	n/a	n/a	0.002502	NP Intra (NDs) 1 of 2
Selenium (mg/L)	GWA-15	0.005	n/a	8/13/2024	0.005ND	No	27	n/a	n/a	96.3	n/a	n/a	0.002502	NP Intra (NDs) 1 of 2
Selenium (mg/L)	GWA-16	0.005	n/a	8/13/2024	0.005ND	No	27	n/a	n/a	96.3	n/a	n/a	0.002502	NP Intra (NDs) 1 of 2
Selenium (mg/L)	GWA-2	0.005	n/a	8/15/2024	0.005ND	No	48	n/a	n/a	93.75	n/a	n/a	0.0008339	NP Intra (NDs) 1 of 2
Selenium (mg/L)	GWA-3	0.005	n/a	8/13/2024	0.005ND	No	48	n/a	n/a	89.58	n/a	n/a	0.0008339	NP Intra (NDs) 1 of 2
Selenium (mg/L)	GWA-4A	0.005	n/a	8/13/2024	0.005ND	No	48	n/a	n/a	93.75	n/a	n/a	0.0008339	NP Intra (NDs) 1 of 2
Selenium (mg/L)	GWA-5	0.005	n/a	8/13/2024	0.005ND	No	49	n/a	n/a	97.96	n/a	n/a	0.0007934	NP Intra (NDs) 1 of 2
Selenium (mg/L)	GWC-1	0.005	n/a	8/14/2024	0.005ND	No	48	n/a	n/a	95.83	n/a	n/a	0.0008339	NP Intra (NDs) 1 of 2
Selenium (mg/L)	GWC-10	0.005	n/a	8/14/2024	0.005ND	No	48	n/a	n/a	95.83	n/a	n/a	0.0008339	NP Intra (NDs) 1 of 2
Selenium (mg/L)	GWC-11	0.005	n/a	8/14/2024	0.005ND	No	48	n/a	n/a	87.5	n/a	n/a	0.0008339	NP Intra (NDs) 1 of 2
Selenium (mg/L)	GWC-17	0.005	n/a	8/13/2024	0.005ND	No	27	n/a	n/a	100	n/a	n/a	0.002502	NP Intra (NDs) 1 of 2
Selenium (mg/L)	GWC-18	0.005	n/a	8/14/2024	0.005ND	No	27	n/a	n/a	96.3	n/a	n/a	0.002502	NP Intra (NDs) 1 of 2
Selenium (mg/L)	GWC-19	0.005	n/a	8/14/2024	0.005ND	No	27	n/a	n/a	96.3	n/a	n/a	0.002502	NP Intra (NDs) 1 of 2
Selenium (mg/L)	GWC-20	0.005	n/a	8/14/2024	0.005ND	No	27	n/a	n/a	96.3	n/a	n/a	0.002502	NP Intra (NDs) 1 of 2
Selenium (mg/L)	GWC-21	0.005	n/a	8/14/2024	0.005ND	No	27	n/a	n/a	96.3	n/a	n/a	0.002502	NP Intra (NDs) 1 of 2
Selenium (mg/L)	GWC-9	0.0058	n/a	8/14/2024	0.005ND	No	48	n/a	n/a	97.92	n/a	n/a	0.0008339	NP Intra (NDs) 1 of 2
Silver (mg/L)	GWA-13	0.001	n/a	8/13/2024	0.001ND	No	21	n/a	n/a	100	n/a	n/a	0.003999	NP Intra (NDs) 1 of 2
Silver (mg/L)	GWA-14	0.001	n/a	8/13/2024	0.001ND	No	21	n/a	n/a	100	n/a	n/a	0.003999	NP Intra (NDs) 1 of 2
Silver (mg/L)	GWA-15	0.001	n/a	8/13/2024	0.001ND	No	21	n/a	n/a	100	n/a	n/a	0.003999	NP Intra (NDs) 1 of 2
Silver (mg/L)	GWA-16	0.001	n/a	8/13/2024	0.001ND	No	21	n/a	n/a	100	n/a	n/a	0.003999	NP Intra (NDs) 1 of 2
Silver (mg/L)	GWA-2	0.001	n/a	8/15/2024	0.001ND	No	42	n/a	n/a	100	n/a	n/a	0.001077	NP Intra (NDs) 1 of 2
Silver (mg/L)	GWA-3	0.001	n/a	8/13/2024	0.001ND	No	42	n/a	n/a	100	n/a	n/a	0.001077	NP Intra (NDs) 1 of 2
Silver (mg/L)	GWA-4A	0.001	n/a	8/13/2024	0.001ND	No	42	n/a	n/a	100	n/a	n/a	0.001077	NP Intra (NDs) 1 of 2
Silver (mg/L)	GWA-5	0.001	n/a	8/13/2024	0.001ND	No	42	n/a	n/a	100	n/a	n/a	0.001077	NP Intra (NDs) 1 of 2
Silver (mg/L)	GWC-11	0.001	n/a	8/14/2024	0.001ND	No	42	n/a	n/a	97.62	n/a	n/a	0.001077	NP Intra (NDs) 1 of 2
Silver (mg/L)	GWC-17	0.001	n/a	8/13/2024	0.001ND	No	21	n/a	n/a	100	n/a	n/a	0.003999	NP Intra (NDs) 1 of 2
Silver (mg/L)	GWC-18	0.001	n/a	8/14/2024	0.001ND	No	21	n/a	n/a	100	n/a	n/a	0.003999	NP Intra (NDs) 1 of 2
Thallium (mg/L)	GWA-13	0.001	n/a	8/13/2024	0.001ND	No	27	n/a	n/a	85.19	n/a	n/a	0.002502	NP Intra (NDs) 1 of 2
Thallium (mg/L)	GWA-14	0.001	n/a	8/13/2024	0.001ND	No	27	n/a	n/a	85.19	n/a	n/a	0.002502	NP Intra (NDs) 1 of 2
Thallium (mg/L)	GWA-15	0.001	n/a	8/13/2024	0.001ND	No	27	n/a	n/a	100	n/a	n/a	0.002502	NP Intra (NDs) 1 of 2

Appendix I - Intrawell Prediction Limits - All Results

Plant McIntosh Client: Southern Company Data: McIntosh LF4 CCR Printed 9/30/2024, 1:34 PM

Constituent	Well	Upper Lim.	Lower Lim.	Date	Observ.	Sig.	Bg N	Bg Mean	Std. Dev.	%NDs	ND Adj.	Transform	Alpha	Method
Thallium (mg/L)	GWA-16	0.001	n/a	8/13/2024	0.001ND	No	27	n/a	n/a	92.59	n/a	n/a	0.002502	NP Intra (NDs) 1 of 2
Thallium (mg/L)	GWA-2	0.001	n/a	8/15/2024	0.001ND	No	46	n/a	n/a	93.48	n/a	n/a	0.0009151	NP Intra (NDs) 1 of 2
Thallium (mg/L)	GWA-3	0.001	n/a	8/13/2024	0.001ND	No	46	n/a	n/a	95.65	n/a	n/a	0.0009151	NP Intra (NDs) 1 of 2
Thallium (mg/L)	GWA-4A	0.001	n/a	8/13/2024	0.001ND	No	46	n/a	n/a	95.65	n/a	n/a	0.0009151	NP Intra (NDs) 1 of 2
Thallium (mg/L)	GWA-5	0.001	n/a	8/13/2024	0.001ND	No	48	n/a	n/a	97.92	n/a	n/a	0.0008339	NP Intra (NDs) 1 of 2
Thallium (mg/L)	GWC-10	0.001	n/a	8/14/2024	0.001ND	No	46	n/a	n/a	93.48	n/a	n/a	0.0009151	NP Intra (NDs) 1 of 2
Thallium (mg/L)	GWC-11	0.001	n/a	8/14/2024	0.001ND	No	46	n/a	n/a	93.48	n/a	n/a	0.0009151	NP Intra (NDs) 1 of 2
Thallium (mg/L)	GWC-12	0.001	n/a	8/14/2024	0.001ND	No	46	n/a	n/a	95.65	n/a	n/a	0.0009151	NP Intra (NDs) 1 of 2
Thallium (mg/L)	GWC-17	0.001	n/a	8/13/2024	0.001ND	No	27	n/a	n/a	77.78	n/a	n/a	0.002502	NP Intra (NDs) 1 of 2
Thallium (mg/L)	GWC-18	0.001	n/a	8/14/2024	0.001ND	No	27	n/a	n/a	37.04	n/a	n/a	0.002502	NP Intra (normality) 1 of 2
Thallium (mg/L)	GWC-19	0.001	n/a	8/14/2024	0.001ND	No	27	n/a	n/a	88.89	n/a	n/a	0.002502	NP Intra (NDs) 1 of 2
Thallium (mg/L)	GWC-20	0.001	n/a	8/14/2024	0.001ND	No	27	n/a	n/a	74.07	n/a	n/a	0.002502	NP Intra (NDs) 1 of 2
Thallium (mg/L)	GWC-21	0.001	n/a	8/14/2024	0.001ND	No	27	n/a	n/a	88.89	n/a	n/a	0.002502	NP Intra (NDs) 1 of 2
Thallium (mg/L)	GWC-23	0.001	n/a	8/14/2024	0.001ND	No	22	n/a	n/a	72.73	n/a	n/a	0.003707	NP Intra (NDs) 1 of 2
Thallium (mg/L)	GWC-9	0.001	n/a	8/14/2024	0.001ND	No	46	n/a	n/a	97.83	n/a	n/a	0.0009151	NP Intra (NDs) 1 of 2
Vanadium (mg/L)	GWA-13	0.0027	n/a	8/13/2024	0.002ND	No	21	n/a	n/a	80.95	n/a	n/a	0.003999	NP Intra (NDs) 1 of 2
Vanadium (mg/L)	GWA-14	0.002	n/a	8/13/2024	0.002ND	No	21	n/a	n/a	90.48	n/a	n/a	0.003999	NP Intra (NDs) 1 of 2
Vanadium (mg/L)	GWA-15	0.0041	n/a	8/13/2024	0.002ND	No	21	n/a	n/a	80.95	n/a	n/a	0.003999	NP Intra (NDs) 1 of 2
Vanadium (mg/L)	GWA-16	0.002	n/a	8/13/2024	0.002ND	No	21	n/a	n/a	80.95	n/a	n/a	0.003999	NP Intra (NDs) 1 of 2
Vanadium (mg/L)	GWA-2	0.0051	n/a	8/15/2024	0.002ND	No	42	n/a	n/a	85.71	n/a	n/a	0.001077	NP Intra (NDs) 1 of 2
Vanadium (mg/L)	GWA-3	0.005	n/a	8/13/2024	0.002ND	No	41	n/a	n/a	82.93	n/a	n/a	0.001118	NP Intra (NDs) 1 of 2
Vanadium (mg/L)	GWA-4A	0.0033	n/a	8/13/2024	0.002ND	No	42	n/a	n/a	85.71	n/a	n/a	0.001077	NP Intra (NDs) 1 of 2
Vanadium (mg/L)	GWA-5	0.0035	n/a	8/13/2024	0.002ND	No	42	n/a	n/a	88.1	n/a	n/a	0.001077	NP Intra (NDs) 1 of 2
Vanadium (mg/L)	GWC-1	0.0032	n/a	8/14/2024	0.002ND	No	41	n/a	n/a	82.93	n/a	n/a	0.001118	NP Intra (NDs) 1 of 2
Vanadium (mg/L)	GWC-10	0.0027	n/a	8/14/2024	0.002ND	No	40	n/a	n/a	65	n/a	n/a	0.001159	NP Intra (NDs) 1 of 2
Vanadium (mg/L)	GWC-11	0.0025	n/a	8/14/2024	0.0011J	No	40	n/a	n/a	57.5	n/a	n/a	0.001159	NP Intra (NDs) 1 of 2
Vanadium (mg/L)	GWC-12	0.002	n/a	8/14/2024	0.002ND	No	40	n/a	n/a	90	n/a	n/a	0.001159	NP Intra (NDs) 1 of 2
Vanadium (mg/L)	GWC-17	0.004	n/a	8/13/2024	0.002ND	No	21	n/a	n/a	80.95	n/a	n/a	0.003999	NP Intra (NDs) 1 of 2
Vanadium (mg/L)	GWC-18	0.006695	n/a	8/14/2024	0.0028	No	21	0.1443	0.01796	0	None	x^(1/3)	0.0003901	Param Intra 1 of 2
Vanadium (mg/L)	GWC-19	0.00493	n/a	8/14/2024	0.002ND	No	21	-6.575	0.5131	38.1	Kaplan-Meier	ln(x)	0.0003901	Param Intra 1 of 2
Vanadium (mg/L)	GWC-20	0.0074	n/a	8/14/2024	0.002ND	No	21	n/a	n/a	71.43	n/a	n/a	0.003999	NP Intra (NDs) 1 of 2
Vanadium (mg/L)	GWC-21	0.0058	n/a	8/14/2024	0.002ND	No	21	n/a	n/a	66.67	n/a	n/a	0.003999	NP Intra (NDs) 1 of 2
Vanadium (mg/L)	GWC-23	0.005106	n/a	8/14/2024	0.002ND	No	16	0.1084	0.02441	50	Kaplan-Meier	x^(1/3)	0.0003901	Param Intra 1 of 2
Vanadium (mg/L)	GWC-9	0.006	n/a	8/14/2024	0.002ND	No	41	n/a	n/a	85.37	n/a	n/a	0.001118	NP Intra (NDs) 1 of 2
Zinc (mg/L)	GWA-13	0.0061	n/a	8/13/2024	0.005ND	No	21	n/a	n/a	57.14	n/a	n/a	0.003999	NP Intra (NDs) 1 of 2
Zinc (mg/L)	GWA-14	0.024	n/a	8/13/2024	0.005ND	No	21	n/a	n/a	28.57	n/a	n/a	0.003999	NP Intra (normality) 1 of 2
Zinc (mg/L)	GWA-15	0.014	n/a	8/13/2024	0.0035J	No	21	n/a	n/a	33.33	n/a	n/a	0.003999	NP Intra (normality) 1 of 2
Zinc (mg/L)	**GWA-16**	**0.007341**	**n/a**	**8/13/2024**	**0.0077**	**Yes**	**21**	**0.003833**	**0.001425**	**33.33**	**Kaplan-Meier**	**No**	**0.0003901**	**Param Intra 1 of 2**
Zinc (mg/L)	**GWA-2**	**0.02**	**n/a**	**8/15/2024**	**0.029**	**Yes**	**42**	**n/a**	**n/a**	**26.19**	**n/a**	**n/a**	**0.001077**	**NP Intra (normality) 1 of 2**
Zinc (mg/L)	GWA-3	0.045	n/a	8/13/2024	0.0047J	No	41	n/a	n/a	48.78	n/a	n/a	0.001118	NP Intra (normality) 1 of 2
Zinc (mg/L)	GWA-4A	0.01518	n/a	8/13/2024	0.0031J	No	41	-5.376	0.5302	24.39	Kaplan-Meier	ln(x)	0.0003901	Param Intra 1 of 2
Zinc (mg/L)	GWA-5	0.022	n/a	8/13/2024	0.0031J	No	42	n/a	n/a	33.33	n/a	n/a	0.001077	NP Intra (normality) 1 of 2
Zinc (mg/L)	GWC-1	0.01047	n/a	8/14/2024	0.0029J	No	41	-5.583	0.457	26.83	Kaplan-Meier	ln(x)	0.0003901	Param Intra 1 of 2
Zinc (mg/L)	GWC-10	0.019	n/a	8/14/2024	0.005ND	No	42	n/a	n/a	69.05	n/a	n/a	0.001077	NP Intra (NDs) 1 of 2
Zinc (mg/L)	GWC-11	0.0089	n/a	8/14/2024	0.005ND	No	41	n/a	n/a	63.41	n/a	n/a	0.001118	NP Intra (NDs) 1 of 2
Zinc (mg/L)	**GWC-12**	**0.007604**	**n/a**	**8/14/2024**	**0.017**	**Yes**	**42**	**0.1529**	**0.01957**	**38.1**	**Kaplan-Meier**	**x^(1/3)**	**0.0003901**	**Param Intra 1 of 2**
Zinc (mg/L)	GWC-17	0.02	n/a	8/13/2024	0.0056	No	21	n/a	n/a	19.05	n/a	n/a	0.003999	NP Intra (normality) 1 of 2
Zinc (mg/L)	GWC-18	0.025	n/a	8/14/2024	0.005ND	No	20	n/a	n/a	30	n/a	n/a	0.004291	NP Intra (normality) 1 of 2
Zinc (mg/L)	GWC-19	0.017	n/a	8/14/2024	0.005ND	No	21	n/a	n/a	42.86	n/a	n/a	0.003999	NP Intra (normality) 1 of 2
Zinc (mg/L)	GWC-20	0.0084	n/a	8/14/2024	0.005ND	No	21	n/a	n/a	47.62	n/a	n/a	0.003999	NP Intra (normality) 1 of 2
Zinc (mg/L)	GWC-21	0.016	n/a	8/14/2024	0.005ND	No	21	n/a	n/a	47.62	n/a	n/a	0.003999	NP Intra (normality) 1 of 2
Zinc (mg/L)	GWC-23	0.017	n/a	8/14/2024	0.005ND	No	16	n/a	n/a	25	n/a	n/a	0.006456	NP Intra (normality) 1 of 2
Zinc (mg/L)	GWC-9	0.051	n/a	8/14/2024	0.005ND	No	42	n/a	n/a	61.9	n/a	n/a	0.001077	NP Intra (NDs) 1 of 2

Sanitas™ v.10.0.22 Software licensed to Groundwater Stats Consulting. UG
Hollow symbols indicate censored values.

Within Limit

Prediction Limit

Intrawell Non-parametric

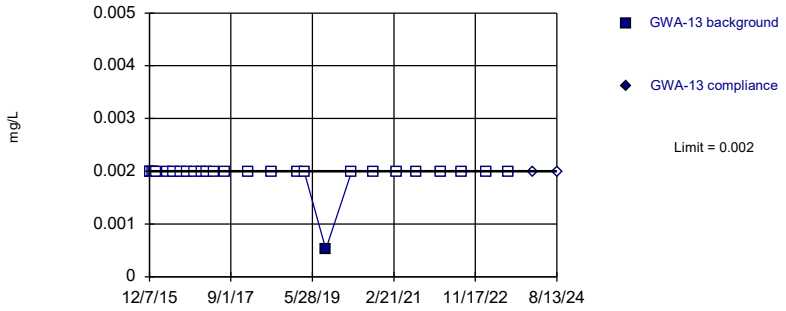

Non-parametric test used in lieu of parametric prediction limit because censored data exceeded 50%. Limit is highest of 27 background values. 96.3% NDs. Well-constituent pair annual alpha = 0.004998. Individual comparison alpha = 0.002502 (1 of 2).

Constituent: Antimony Analysis Run 9/30/2024 1:28 PM View: Appendix I - Intrawell
Plant McIntosh Client: Southern Company Data: McIntosh LF4 CCR

Sanitas™ v.10.0.22 Software licensed to Groundwater Stats Consulting. UG
Hollow symbols indicate censored values.

Within Limit

Prediction Limit

Intrawell Non-parametric

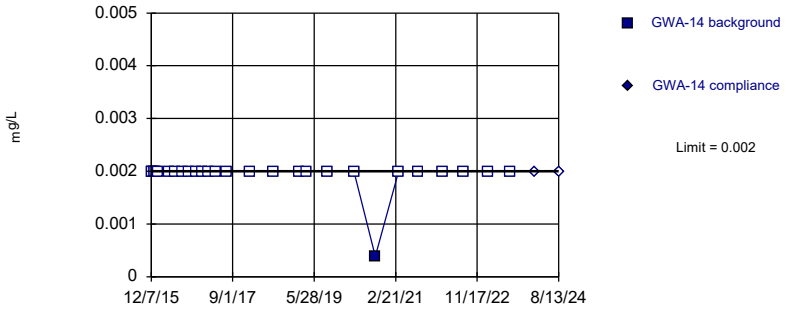

Non-parametric test used in lieu of parametric prediction limit because censored data exceeded 50%. Limit is highest of 27 background values. 96.3% NDs. Well-constituent pair annual alpha = 0.004998. Individual comparison alpha = 0.002502 (1 of 2).

Constituent: Antimony Analysis Run 9/30/2024 1:28 PM View: Appendix I - Intrawell
Plant McIntosh Client: Southern Company Data: McIntosh LF4 CCR

Sanitas™ v.10.0.22 Software licensed to Groundwater Stats Consulting. UG
Hollow symbols indicate censored values.

Within Limit

Prediction Limit

Intrawell Non-parametric

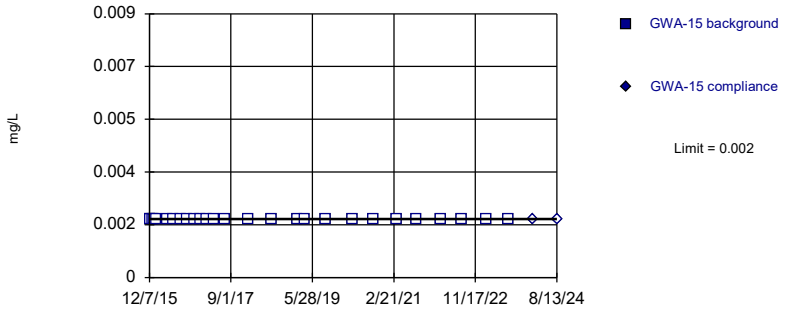

Non-parametric test used in lieu of parametric prediction limit because censored data exceeded 50%. All background values (n = 27) were censored; limit is most recent reporting limit. Well-constituent pair annual alpha = 0.004998. Individual comparison alpha = 0.002502 (1 of 2).

Constituent: Antimony Analysis Run 9/30/2024 1:28 PM View: Appendix I - Intrawell
Plant McIntosh Client: Southern Company Data: McIntosh LF4 CCR

Sanitas™ v.10.0.22 Software licensed to Groundwater Stats Consulting. UG
Hollow symbols indicate censored values.

Within Limit

Prediction Limit

Intrawell Non-parametric

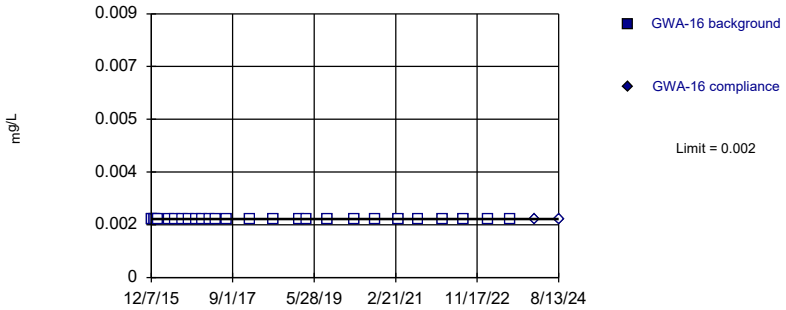

Non-parametric test used in lieu of parametric prediction limit because censored data exceeded 50%. All background values (n = 27) were censored; limit is most recent reporting limit. Well-constituent pair annual alpha = 0.004998. Individual comparison alpha = 0.002502 (1 of 2).

Constituent: Antimony Analysis Run 9/30/2024 1:28 PM View: Appendix I - Intrawell
Plant McIntosh Client: Southern Company Data: McIntosh LF4 CCR

Sanitas™ v.10.0.22 Software licensed to Groundwater Stats Consulting. UG
Hollow symbols indicate censored values.

Within Limit

Prediction Limit

Intrawell Non-parametric

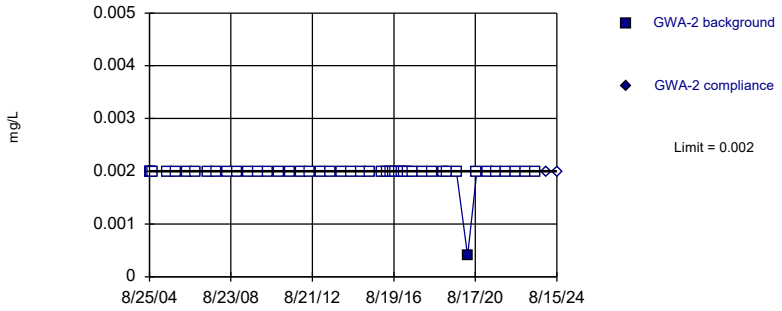

Non-parametric test used in lieu of parametric prediction limit because censored data exceeded 50%. Limit is highest of 48 background values. 97.92% NDs. Well-constituent pair annual alpha = 0.001667. Individual comparison alpha = 0.0008339 (1 of 2).

Constituent: Antimony Analysis Run 9/30/2024 1:28 PM View: Appendix I - Intrawell
Plant McIntosh Client: Southern Company Data: McIntosh LF4 CCR

Sanitas™ v.10.0.22 Software licensed to Groundwater Stats Consulting. UG
Hollow symbols indicate censored values.

Within Limit

Prediction Limit

Intrawell Non-parametric

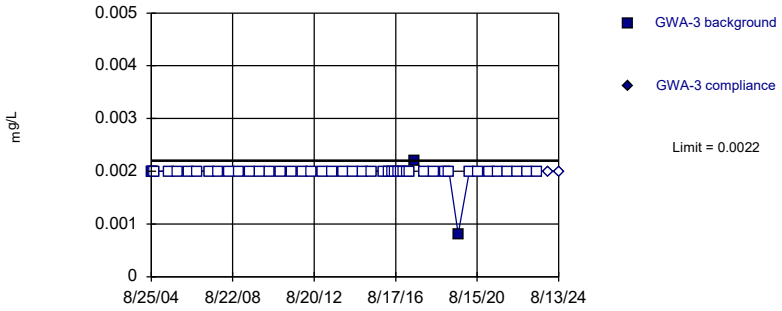

Non-parametric test used in lieu of parametric prediction limit because censored data exceeded 50%. Limit is highest of 48 background values. 95.83% NDs. Well-constituent pair annual alpha = 0.001667. Individual comparison alpha = 0.0008339 (1 of 2).

Constituent: Antimony Analysis Run 9/30/2024 1:28 PM View: Appendix I - Intrawell
Plant McIntosh Client: Southern Company Data: McIntosh LF4 CCR

Sanitas™ v.10.0.22 Software licensed to Groundwater Stats Consulting. UG
Hollow symbols indicate censored values.

Within Limit

Prediction Limit

Intrawell Non-parametric

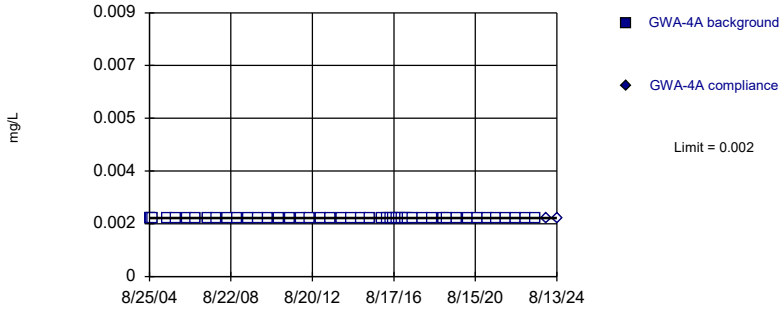

Non-parametric test used in lieu of parametric prediction limit because censored data exceeded 50%. All background values (n = 48) were censored; limit is most recent reporting limit. Well-constituent pair annual alpha = 0.001667. Individual comparison alpha = 0.0008339 (1 of 2).

Constituent: Antimony Analysis Run 9/30/2024 1:28 PM View: Appendix I - Intrawell
Plant McIntosh Client: Southern Company Data: McIntosh LF4 CCR

Sanitas™ v.10.0.22 Software licensed to Groundwater Stats Consulting. UG
Hollow symbols indicate censored values.

Within Limit

Prediction Limit

Intrawell Non-parametric

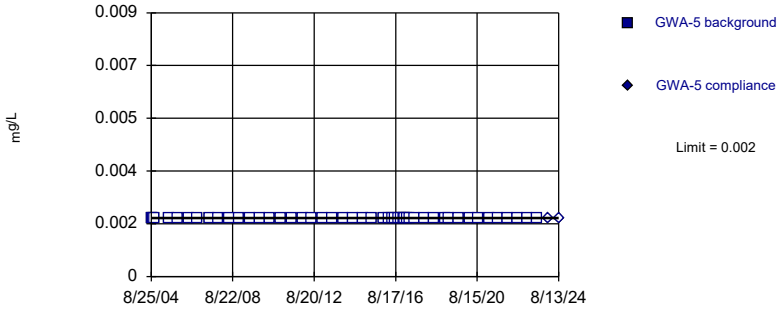

Non-parametric test used in lieu of parametric prediction limit because censored data exceeded 50%. All background values (n = 50) were censored; limit is most recent reporting limit. Well-constituent pair annual alpha = 0.001505. Individual comparison alpha = 0.0007528 (1 of 2).

Constituent: Antimony Analysis Run 9/30/2024 1:28 PM View: Appendix I - Intrawell
Plant McIntosh Client: Southern Company Data: McIntosh LF4 CCR

Sanitas™ v.10.0.22 Software licensed to Groundwater Stats Consulting. UG
Hollow symbols indicate censored values.

Within Limit

Prediction Limit

Intrawell Non-parametric

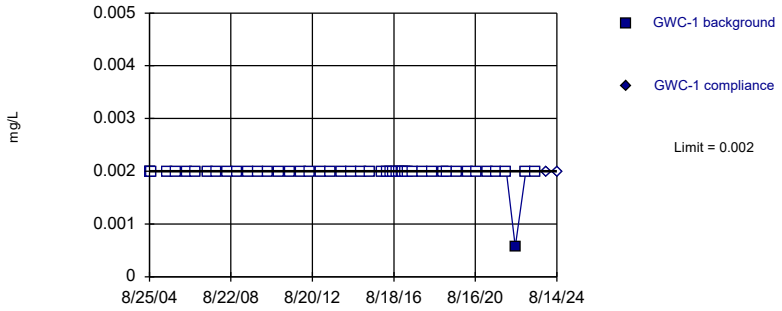

Non-parametric test used in lieu of parametric prediction limit because censored data exceeded 50%. Limit is highest of 48 background values. 97.92% NDs. Well-constituent pair annual alpha = 0.001667. Individual comparison alpha = 0.0008339 (1 of 2).

Constituent: Antimony Analysis Run 9/30/2024 1:28 PM View: Appendix I - Intrawell
Plant McIntosh Client: Southern Company Data: McIntosh LF4 CCR

Sanitas™ v.10.0.22 Software licensed to Groundwater Stats Consulting. UG
Hollow symbols indicate censored values.

Within Limit

Prediction Limit

Intrawell Non-parametric

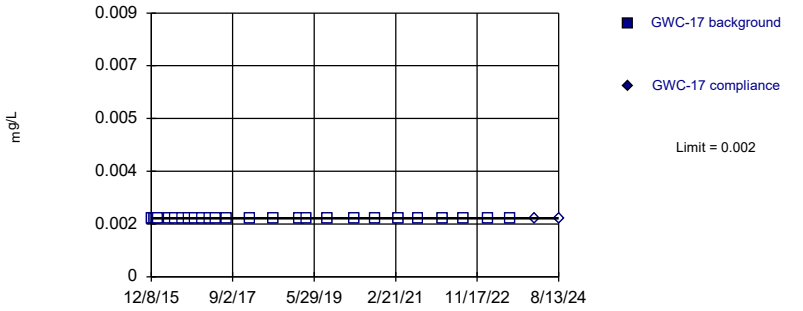

Non-parametric test used in lieu of parametric prediction limit because censored data exceeded 50%. All background values (n = 27) were censored; limit is most recent reporting limit. Well-constituent pair annual alpha = 0.004998. Individual comparison alpha = 0.002502 (1 of 2).

Constituent: Antimony Analysis Run 9/30/2024 1:28 PM View: Appendix I - Intrawell
Plant McIntosh Client: Southern Company Data: McIntosh LF4 CCR

Sanitas™ v.10.0.22 Software licensed to Groundwater Stats Consulting. UG
Hollow symbols indicate censored values.

Within Limit

Prediction Limit

Intrawell Non-parametric

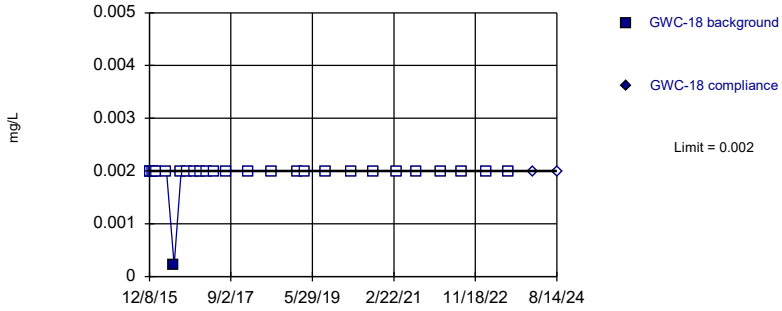

Non-parametric test used in lieu of parametric prediction limit because censored data exceeded 50%. Limit is highest of 27 background values. 96.3% NDs. Well-constituent pair annual alpha = 0.004998. Individual comparison alpha = 0.002502 (1 of 2).

Constituent: Antimony Analysis Run 9/30/2024 1:28 PM View: Appendix I - Intrawell
Plant McIntosh Client: Southern Company Data: McIntosh LF4 CCR

Sanitas™ v.10.0.22 Software licensed to Groundwater Stats Consulting. UG
Hollow symbols indicate censored values.

Within Limit

Prediction Limit

Intrawell Non-parametric

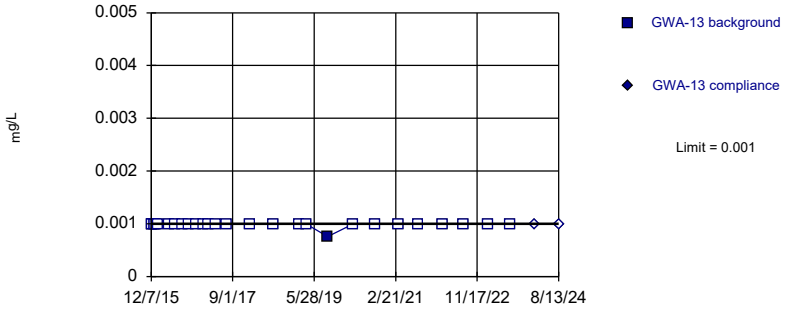

Non-parametric test used in lieu of parametric prediction limit because censored data exceeded 50%. Limit is highest of 27 background values. 96.3% NDs. Well-constituent pair annual alpha = 0.004998. Individual comparison alpha = 0.002502 (1 of 2).

Constituent: Arsenic Analysis Run 9/30/2024 1:28 PM View: Appendix I - Intrawell
Plant McIntosh Client: Southern Company Data: McIntosh LF4 CCR

Sanitas™ v.10.0.22 Software licensed to Groundwater Stats Consulting. UG
Hollow symbols indicate censored values.

Within Limit

Prediction Limit

Intrawell Non-parametric

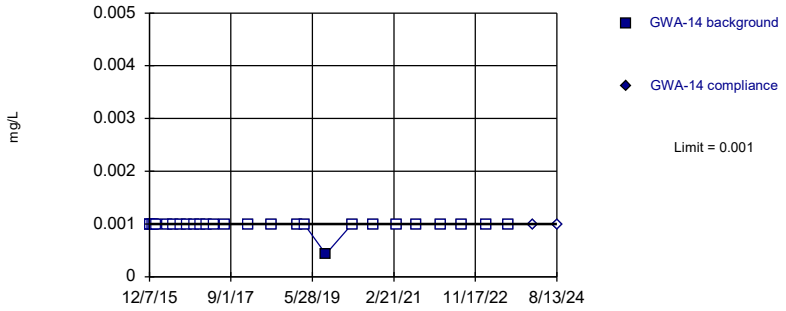

Non-parametric test used in lieu of parametric prediction limit because censored data exceeded 50%. Limit is highest of 27 background values. 96.3% NDs. Well-constituent pair annual alpha = 0.004998. Individual comparison alpha = 0.002502 (1 of 2).

Constituent: Arsenic Analysis Run 9/30/2024 1:28 PM View: Appendix I - Intrawell
Plant McIntosh Client: Southern Company Data: McIntosh LF4 CCR

Sanitas™ v.10.0.22 Software licensed to Groundwater Stats Consulting. UG
Hollow symbols indicate censored values.

Within Limit

Prediction Limit

Intrawell Non-parametric

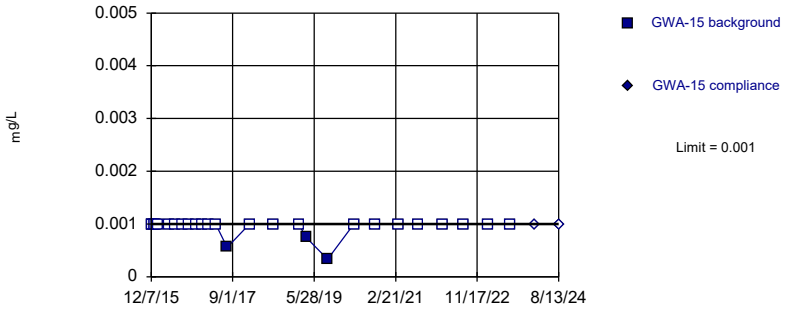

Non-parametric test used in lieu of parametric prediction limit because censored data exceeded 50%. Limit is highest of 27 background values. 88.89% NDs. Well-constituent pair annual alpha = 0.004998. Individual comparison alpha = 0.002502 (1 of 2).

Constituent: Arsenic Analysis Run 9/30/2024 1:28 PM View: Appendix I - Intrawell
Plant McIntosh Client: Southern Company Data: McIntosh LF4 CCR

Sanitas™ v.10.0.22 Software licensed to Groundwater Stats Consulting. UG
Hollow symbols indicate censored values.

Within Limit

Prediction Limit

Intrawell Non-parametric

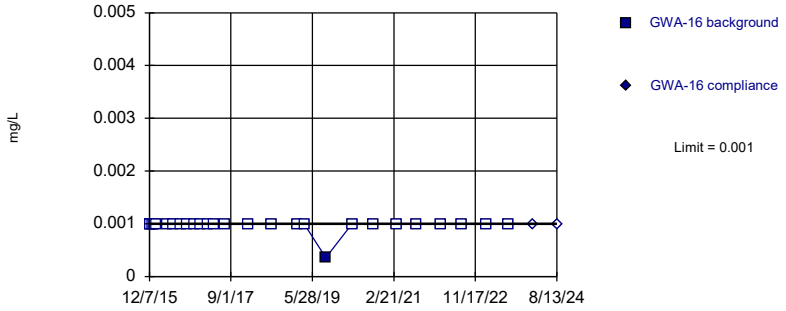

Non-parametric test used in lieu of parametric prediction limit because censored data exceeded 50%. Limit is highest of 27 background values. 96.3% NDs. Well-constituent pair annual alpha = 0.004998. Individual comparison alpha = 0.002502 (1 of 2).

Constituent: Arsenic Analysis Run 9/30/2024 1:28 PM View: Appendix I - Intrawell
Plant McIntosh Client: Southern Company Data: McIntosh LF4 CCR

Sanitas™ v.10.0.22 Software licensed to Groundwater Stats Consulting. UG
Hollow symbols indicate censored values.

Within Limit

Prediction Limit

Intrawell Non-parametric

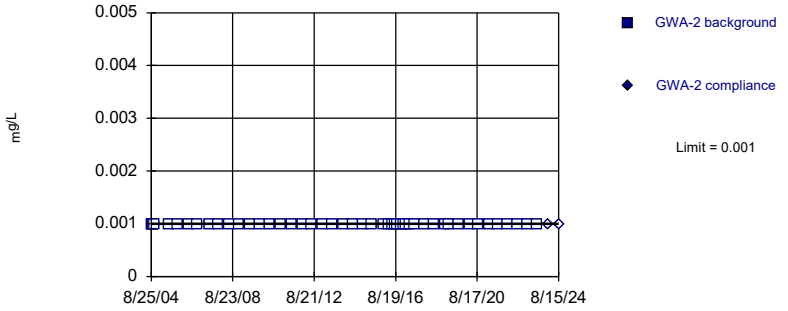

Non-parametric test used in lieu of parametric prediction limit because censored data exceeded 50%. All background values (n = 48) were censored; limit is most recent reporting limit. Well-constituent pair annual alpha = 0.001667. Individual comparison alpha = 0.0008339 (1 of 2).

Constituent: Arsenic Analysis Run 9/30/2024 1:28 PM View: Appendix I - Intrawell
Plant McIntosh Client: Southern Company Data: McIntosh LF4 CCR

Sanitas™ v.10.0.22 Software licensed to Groundwater Stats Consulting. UG
Hollow symbols indicate censored values.

Within Limit

Prediction Limit

Intrawell Non-parametric

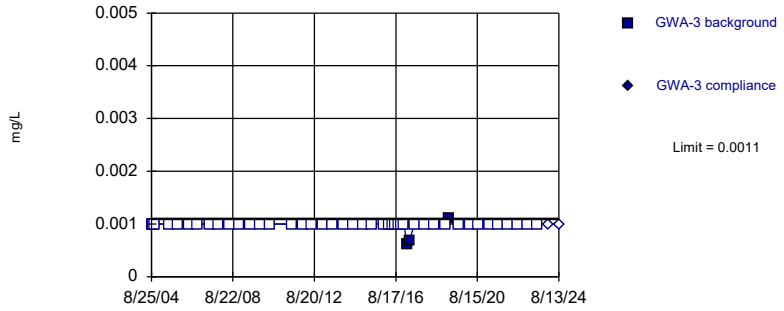

Non-parametric test used in lieu of parametric prediction limit because censored data exceeded 50%. Limit is highest of 47 background values. 93.62% NDs. Well-constituent pair annual alpha = 0.001748. Individual comparison alpha = 0.0008745 (1 of 2).

Constituent: Arsenic Analysis Run 9/30/2024 1:28 PM View: Appendix I - Intrawell
Plant McIntosh Client: Southern Company Data: McIntosh LF4 CCR

Sanitas™ v.10.0.22 Software licensed to Groundwater Stats Consulting. UG
Hollow symbols indicate censored values.

Within Limit

Prediction Limit

Intrawell Non-parametric

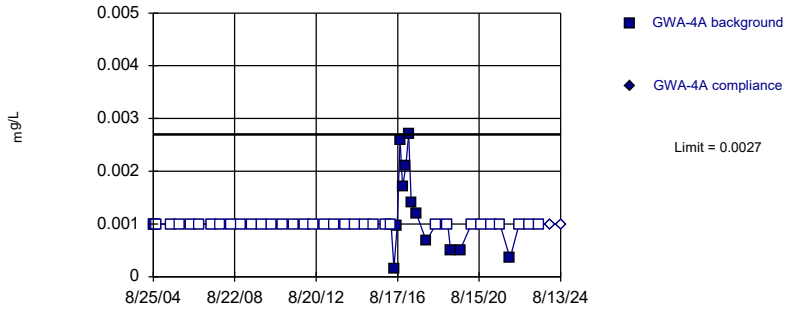

Non-parametric test used in lieu of parametric prediction limit because censored data exceeded 50%. Limit is highest of 48 background values. 75% NDs. Well-constituent pair annual alpha = 0.001667. Individual comparison alpha = 0.0008339 (1 of 2).

Constituent: Arsenic Analysis Run 9/30/2024 1:28 PM View: Appendix I - Intrawell
Plant McIntosh Client: Southern Company Data: McIntosh LF4 CCR

Sanitas™ v.10.0.22 Software licensed to Groundwater Stats Consulting. UG
Hollow symbols indicate censored values.

Within Limit

Prediction Limit

Intrawell Non-parametric

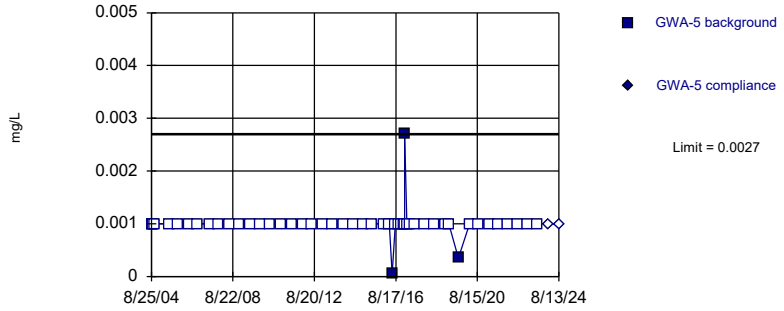

Non-parametric test used in lieu of parametric prediction limit because censored data exceeded 50%. Limit is highest of 50 background values. 94% NDs. Well-constituent pair annual alpha = 0.001505. Individual comparison alpha = 0.0007528 (1 of 2).

Constituent: Arsenic Analysis Run 9/30/2024 1:28 PM View: Appendix I - Intrawell
Plant McIntosh Client: Southern Company Data: McIntosh LF4 CCR

Sanitas™ v.10.0.22 Software licensed to Groundwater Stats Consulting. UG
Hollow symbols indicate censored values.

Within Limit

Prediction Limit

Intrawell Non-parametric

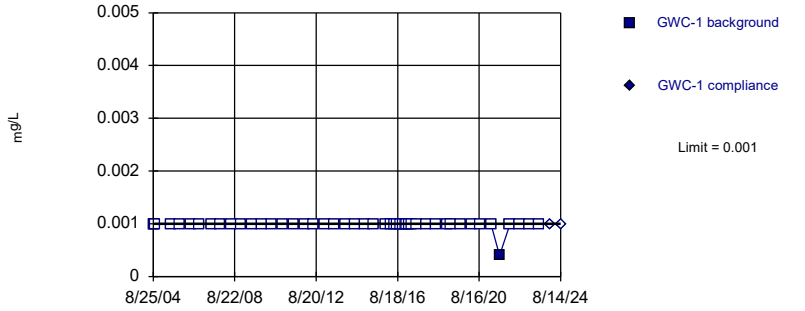

Non-parametric test used in lieu of parametric prediction limit because censored data exceeded 50%. Limit is highest of 48 background values. 97.92% NDs. Well-constituent pair annual alpha = 0.001667. Individual comparison alpha = 0.0008339 (1 of 2).

Constituent: Arsenic Analysis Run 9/30/2024 1:28 PM View: Appendix I - Intrawell
Plant McIntosh Client: Southern Company Data: McIntosh LF4 CCR

Sanitas™ v.10.0.22 Software licensed to Groundwater Stats Consulting. UG
Hollow symbols indicate censored values.

Within Limit

Prediction Limit

Intrawell Non-parametric

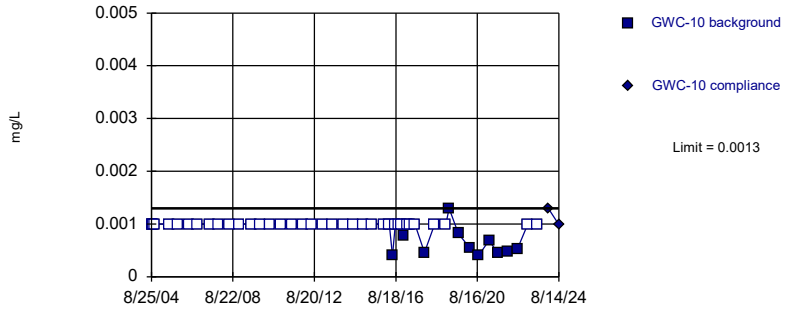

Non-parametric test used in lieu of parametric prediction limit because censored data exceeded 50%. Limit is highest of 48 background values. 77.08% NDs. Well-constituent pair annual alpha = 0.001667. Individual comparison alpha = 0.0008339 (1 of 2).

Constituent: Arsenic Analysis Run 9/30/2024 1:28 PM View: Appendix I - Intrawell
Plant McIntosh Client: Southern Company Data: McIntosh LF4 CCR

Sanitas™ v.10.0.22 Software licensed to Groundwater Stats Consulting. UG
Hollow symbols indicate censored values.

Within Limit

Prediction Limit

Intrawell Non-parametric

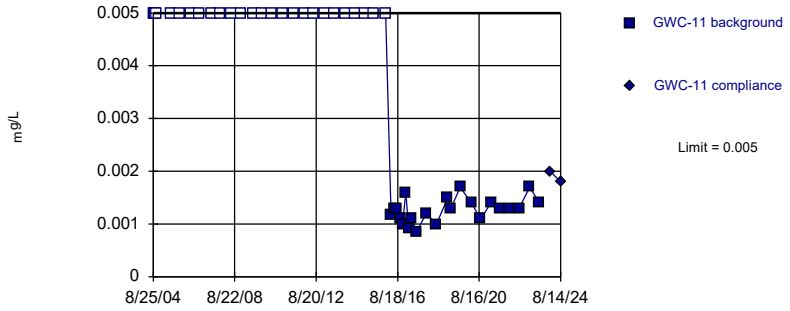

Non-parametric test used in lieu of parametric prediction limit because censored data exceeded 50%. Limit is highest of 48 background values. 54.17% NDs. Well-constituent pair annual alpha = 0.001667. Individual comparison alpha = 0.0008339 (1 of 2).

Constituent: Arsenic Analysis Run 9/30/2024 1:28 PM View: Appendix I - Intrawell
Plant McIntosh Client: Southern Company Data: McIntosh LF4 CCR

Sanitas™ v.10.0.22 Software licensed to Groundwater Stats Consulting. UG
Hollow symbols indicate censored values.

Within Limit

Prediction Limit

Intrawell Non-parametric

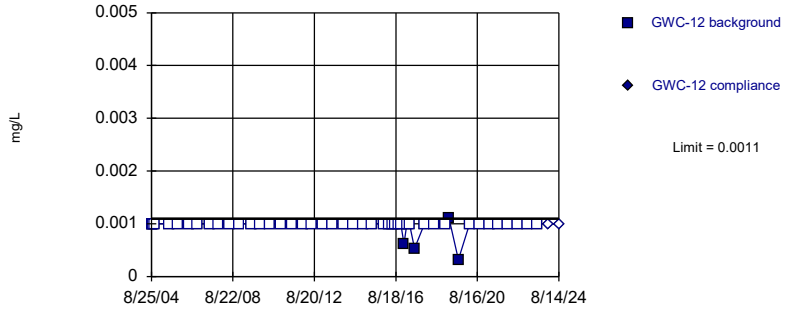

Non-parametric test used in lieu of parametric prediction limit because censored data exceeded 50%. Limit is highest of 48 background values. 91.67% NDs. Well-constituent pair annual alpha = 0.001667. Individual comparison alpha = 0.0008339 (1 of 2).

Constituent: Arsenic Analysis Run 9/30/2024 1:28 PM View: Appendix I - Intrawell
Plant McIntosh Client: Southern Company Data: McIntosh LF4 CCR

Sanitas™ v.10.0.22 Software licensed to Groundwater Stats Consulting. UG
Hollow symbols indicate censored values.

Within Limit

Prediction Limit

Intrawell Non-parametric

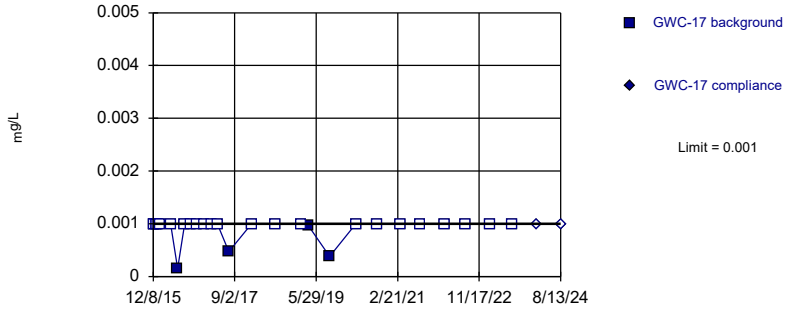

Non-parametric test used in lieu of parametric prediction limit because censored data exceeded 50%. Limit is highest of 27 background values. 85.19% NDs. Well-constituent pair annual alpha = 0.004998. Individual comparison alpha = 0.002502 (1 of 2).

Constituent: Arsenic Analysis Run 9/30/2024 1:28 PM View: Appendix I - Intrawell
Plant McIntosh Client: Southern Company Data: McIntosh LF4 CCR

Sanitas™ v.10.0.22 Software licensed to Groundwater Stats Consulting. UG
Hollow symbols indicate censored values.

Within Limit

Prediction Limit

Intrawell Parametric

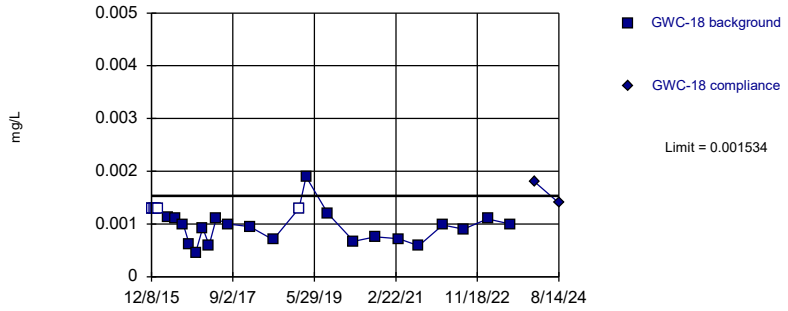

Background Data Summary (after Kaplan-Meier Adjustment): Mean=0.0008549, Std. Dev.=0.0002884, n=27, 22.22% NDs. Normality test: Shapiro Wilk @alpha = 0.01, calculated = 0.9424, critical = 0.894. Kappa = 2.355 (c=15, w=9, 1 of 2, event alpha = 0.05132). Report alpha = 0.0003901.

Constituent: Arsenic Analysis Run 9/30/2024 1:28 PM View: Appendix I - Intrawell
Plant McIntosh Client: Southern Company Data: McIntosh LF4 CCR

Sanitas™ v.10.0.22 Software licensed to Groundwater Stats Consulting. UG
Hollow symbols indicate censored values.

Within Limit

Prediction Limit

Intrawell Non-parametric

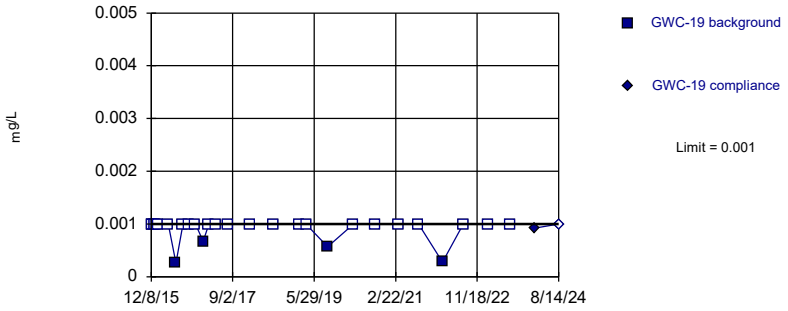

Non-parametric test used in lieu of parametric prediction limit because censored data exceeded 50%. Limit is highest of 27 background values. 85.19% NDs. Well-constituent pair annual alpha = 0.004998. Individual comparison alpha = 0.002502 (1 of 2).

Constituent: Arsenic Analysis Run 9/30/2024 1:28 PM View: Appendix I - Intrawell
Plant McIntosh Client: Southern Company Data: McIntosh LF4 CCR

Sanitas™ v.10.0.22 Software licensed to Groundwater Stats Consulting. UG
Hollow symbols indicate censored values.

Within Limit

Prediction Limit

Intrawell Non-parametric

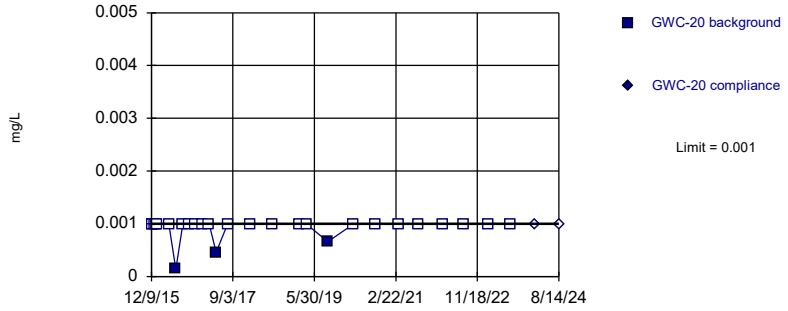

Non-parametric test used in lieu of parametric prediction limit because censored data exceeded 50%. Limit is highest of 27 background values. 88.89% NDs. Well-constituent pair annual alpha = 0.004998. Individual comparison alpha = 0.002502 (1 of 2).

Constituent: Arsenic Analysis Run 9/30/2024 1:28 PM View: Appendix I - Intrawell
Plant McIntosh Client: Southern Company Data: McIntosh LF4 CCR

Sanitas™ v.10.0.22 Software licensed to Groundwater Stats Consulting. UG
Hollow symbols indicate censored values.

Within Limit

Prediction Limit

Intrawell Non-parametric

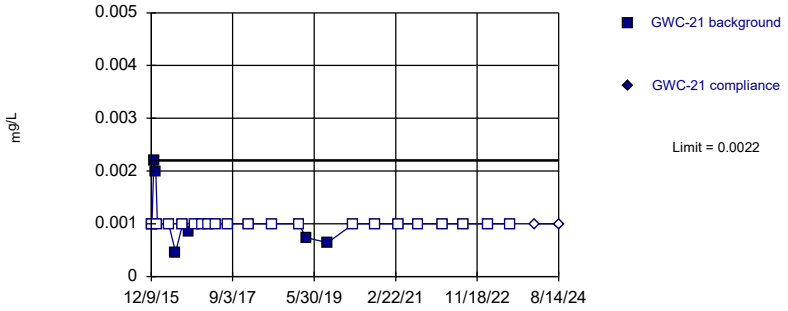

Non-parametric test used in lieu of parametric prediction limit because censored data exceeded 50%. Limit is highest of 27 background values. 77.78% NDs. Well-constituent pair annual alpha = 0.004998. Individual comparison alpha = 0.002502 (1 of 2).

Constituent: Arsenic Analysis Run 9/30/2024 1:28 PM View: Appendix I - Intrawell
Plant McIntosh Client: Southern Company Data: McIntosh LF4 CCR

Sanitas™ v.10.0.22 Software licensed to Groundwater Stats Consulting. UG
Hollow symbols indicate censored values.

Within Limit

Prediction Limit

Intrawell Non-parametric

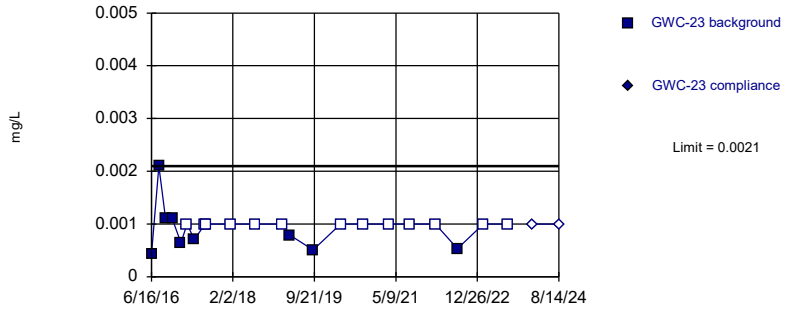

Non-parametric test used in lieu of parametric prediction limit because censored data exceeded 50%. Limit is highest of 22 background values. 59.09% NDs. Well-constituent pair annual alpha = 0.007401. Individual comparison alpha = 0.003707 (1 of 2).

Constituent: Arsenic Analysis Run 9/30/2024 1:28 PM View: Appendix I - Intrawell
Plant McIntosh Client: Southern Company Data: McIntosh LF4 CCR

Sanitas™ v.10.0.22 Software licensed to Groundwater Stats Consulting. UG
Hollow symbols indicate censored values.

Within Limit

Prediction Limit

Intrawell Non-parametric

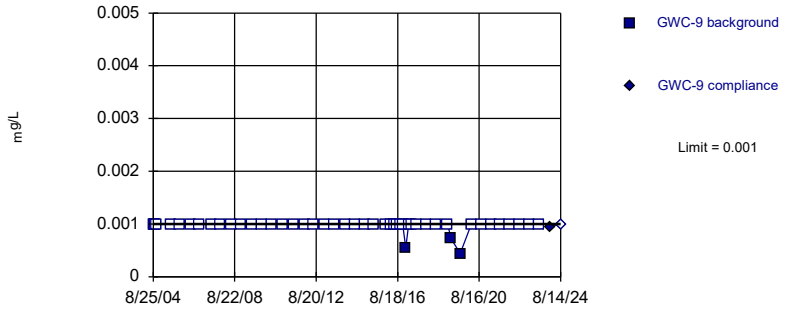

Non-parametric test used in lieu of parametric prediction limit because censored data exceeded 50%. Limit is highest of 48 background values. 93.75% NDs. Well-constituent pair annual alpha = 0.001667. Individual comparison alpha = 0.0008339 (1 of 2).

Constituent: Arsenic Analysis Run 9/30/2024 1:28 PM View: Appendix I - Intrawell
Plant McIntosh Client: Southern Company Data: McIntosh LF4 CCR

Sanitas™ v.10.0.22 Software licensed to Groundwater Stats Consulting. UG

Within Limit

Prediction Limit

Intrawell Non-parametric

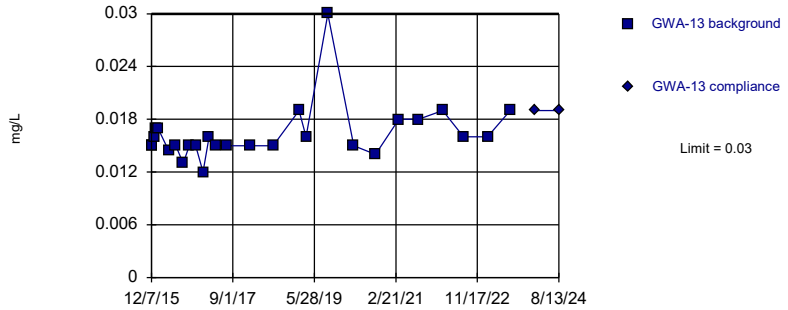

Non-parametric test used in lieu of parametric prediction limit because the Shapiro Wilk normality test showed the data to be non-normal at the 0.01 alpha level. Limit is highest of 27 background values. Well-constituent pair annual alpha = 0.004998. Individual comparison alpha = 0.002502 (1 of 2).

Constituent: Barium Analysis Run 9/30/2024 1:28 PM View: Appendix I - Intrawell
Plant McIntosh Client: Southern Company Data: McIntosh LF4 CCR

Sanitas™ v.10.0.22 Software licensed to Groundwater Stats Consulting. UG

Within Limit

Prediction Limit

Intrawell Parametric

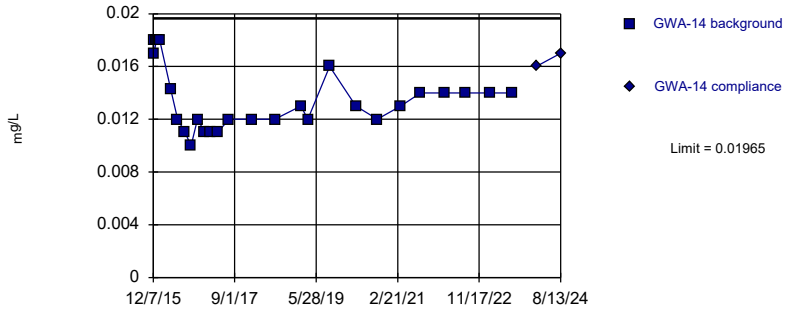

Background Data Summary (based on square root transformation): Mean=0.116, Std. Dev.=0.01025, n=27. Normality test: Shapiro Wilk @alpha = 0.01, calculated = 0.8943, critical = 0.894. Kappa = 2.355 (c=15, w=9, 1 of 2, event alpha = 0.05132). Report alpha = 0.0003901.

Constituent: Barium Analysis Run 9/30/2024 1:28 PM View: Appendix I - Intrawell
Plant McIntosh Client: Southern Company Data: McIntosh LF4 CCR

Sanitas™ v.10.0.22 Software licensed to Groundwater Stats Consulting. UG

Within Limit

Prediction Limit

Intrawell Parametric

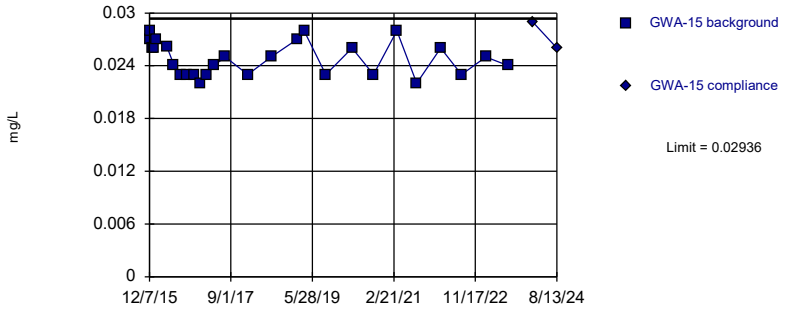

Background Data Summary: Mean=0.02482, Std. Dev.=0.001927, n=27. Normality test: Shapiro Wilk @alpha = 0.01, calculated = 0.9053, critical = 0.894. Kappa = 2.355 (c=15, w=9, 1 of 2, event alpha = 0.05132). Report alpha = 0.0003901.

Constituent: Barium Analysis Run 9/30/2024 1:28 PM View: Appendix I - Intrawell
Plant McIntosh Client: Southern Company Data: McIntosh LF4 CCR

Sanitas™ v.10.0.22 Software licensed to Groundwater Stats Consulting. UG

Within Limit

Prediction Limit

Intrawell Parametric

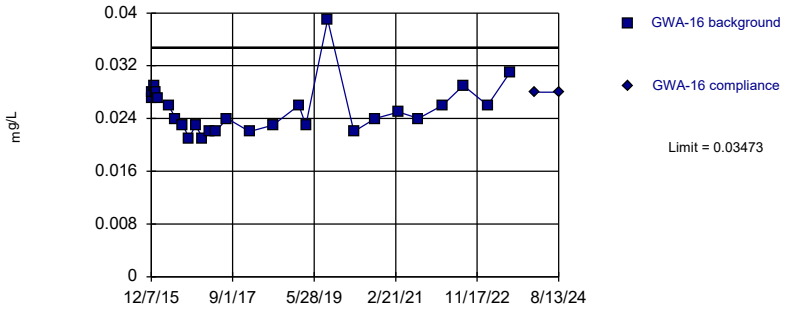

Background Data Summary (based on natural log transformation): Mean=-3.684, Std. Dev.=0.1375, n=27. Normality test: Shapiro Wilk @alpha = 0.01, calculated = 0.9063, critical = 0.894. Kappa = 2.355 (c=15, w=9, 1 of 2, event alpha = 0.05132). Report alpha = 0.0003901.

Constituent: Barium Analysis Run 9/30/2024 1:28 PM View: Appendix I - Intrawell
Plant McIntosh Client: Southern Company Data: McIntosh LF4 CCR

Sanitas™ v.10.0.22 Software licensed to Groundwater Stats Consulting. UG

Within Limit

Prediction Limit

Intrawell Parametric

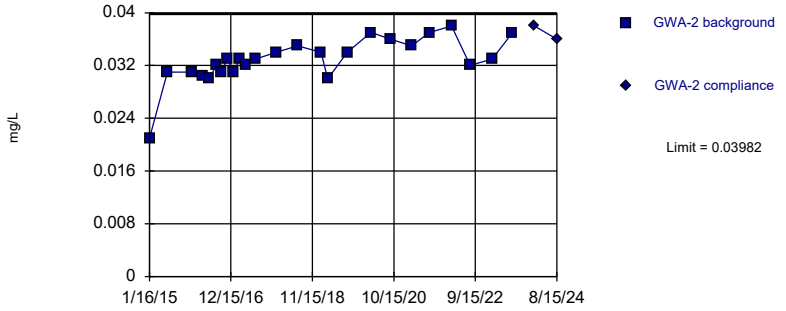

Background Data Summary (based on square transformation): Mean=0.001088, Std. Dev.=0.0002091, n=25. Normality test: Shapiro Wilk @alpha = 0.01, calculated = 0.9176, critical = 0.888. Kappa = 2.38 (c=15, w=9, 1 of 2, event alpha = 0.05132). Report alpha = 0.0003901.

Constituent: Barium Analysis Run 9/30/2024 1:28 PM View: Appendix I - Intrawell
Plant McIntosh Client: Southern Company Data: McIntosh LF4 CCR

Sanitas™ v.10.0.22 Software licensed to Groundwater Stats Consulting. UG

Within Limit

Prediction Limit

Intrawell Parametric

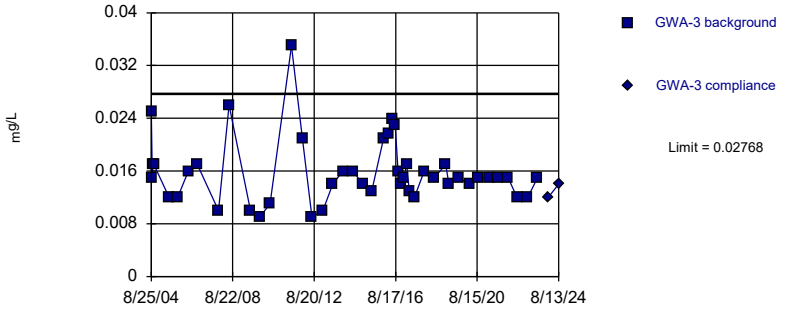

Background Data Summary (based on cube root transformation): Mean=0.2487, Std. Dev.=0.02426, n=45. Normality test: Shapiro Wilk @alpha = 0.01, calculated = 0.9324, critical = 0.926. Kappa = 2.22 (c=15, w=9, 1 of 2, event alpha = 0.05132). Report alpha = 0.0003901.

Constituent: Barium Analysis Run 9/30/2024 1:28 PM View: Appendix I - Intrawell
Plant McIntosh Client: Southern Company Data: McIntosh LF4 CCR

Sanitas™ v.10.0.22 Software licensed to Groundwater Stats Consulting. UG

Within Limit

Prediction Limit

Intrawell Parametric

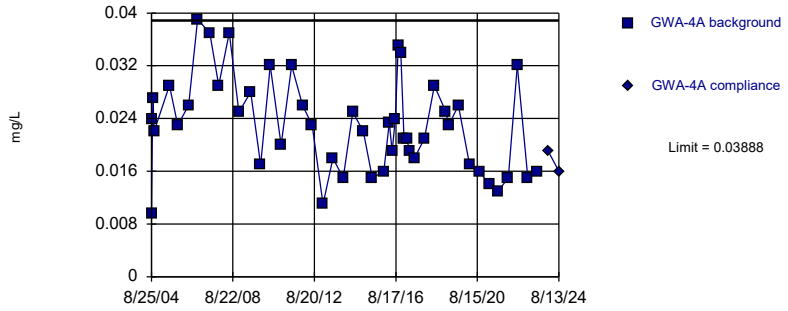

Background Data Summary: Mean=0.023, Std. Dev.=0.007191, n=48. Normality test: Shapiro Wilk @alpha = 0.01, calculated = 0.9667, critical = 0.929. Kappa = 2.208 (c=15, w=9, 1 of 2, event alpha = 0.05132). Report alpha = 0.0003901.

Constituent: Barium Analysis Run 9/30/2024 1:28 PM View: Appendix I - Intrawell
Plant McIntosh Client: Southern Company Data: McIntosh LF4 CCR

Sanitas™ v.10.0.22 Software licensed to Groundwater Stats Consulting. UG

Within Limit

Prediction Limit

Intrawell Parametric

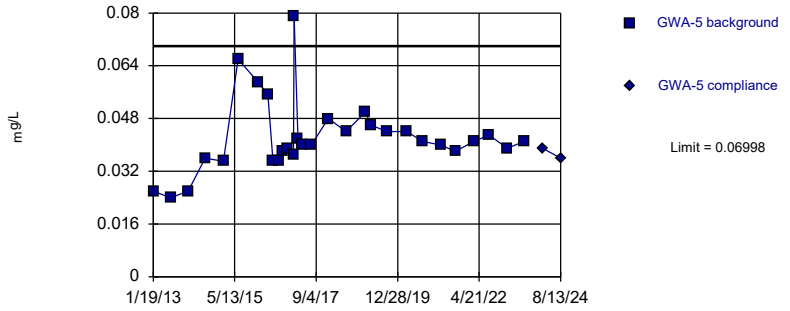

Background Data Summary (based on square root transformation): Mean=0.2043, Std. Dev.=0.02601, n=30. Normality test: Shapiro Wilk @alpha = 0.01, calculated = 0.9179, critical = 0.9. Kappa = 2.318 (c=15, w=9, 1 of 2, event alpha = 0.05132). Report alpha = 0.0003901.

Constituent: Barium Analysis Run 9/30/2024 1:28 PM View: Appendix I - Intrawell
Plant McIntosh Client: Southern Company Data: McIntosh LF4 CCR

Sanitas™ v.10.0.22 Software licensed to Groundwater Stats Consulting. UG

Within Limit

Prediction Limit

Intrawell Parametric

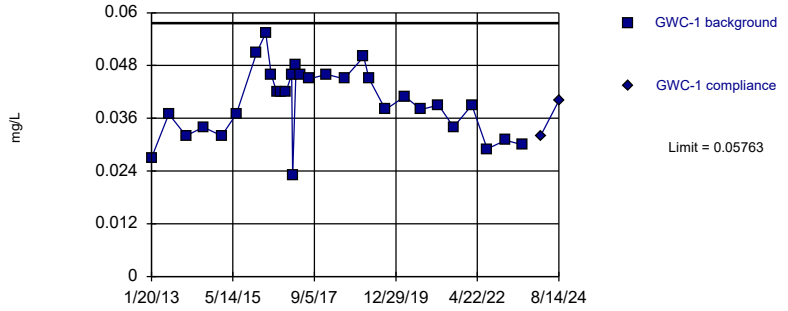

Background Data Summary: Mean=0.03968, Std. Dev.=0.007744, n=30. Normality test: Shapiro Wilk @alpha = 0.01, calculated = 0.9811, critical = 0.9. Kappa = 2.318 (c=15, w=9, 1 of 2, event alpha = 0.05132). Report alpha = 0.0003901.

Constituent: Barium Analysis Run 9/30/2024 1:28 PM View: Appendix I - Intrawell
Plant McIntosh Client: Southern Company Data: McIntosh LF4 CCR

Sanitas™ v.10.0.22 Software licensed to Groundwater Stats Consulting. UG

Within Limit

Prediction Limit

Intrawell Non-parametric

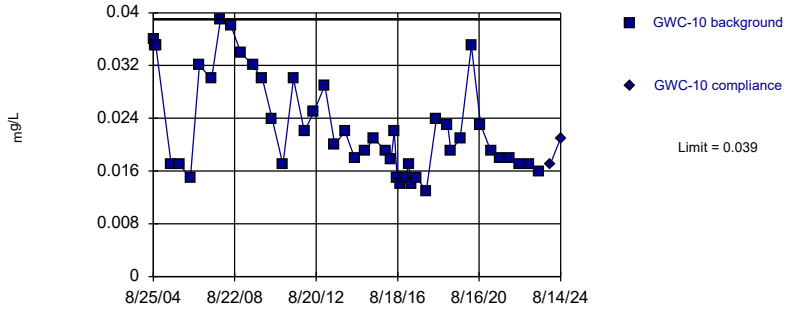

Non-parametric test used in lieu of parametric prediction limit because the Shapiro Wilk normality test showed the data to be non-normal at the 0.01 alpha level. Limit is highest of 48 background values. Well-constituent pair annual alpha = 0.001667. Individual comparison alpha = 0.0008339 (1 of 2).

Constituent: Barium Analysis Run 9/30/2024 1:28 PM View: Appendix I - Intrawell
Plant McIntosh Client: Southern Company Data: McIntosh LF4 CCR

Sanitas™ v.10.0.22 Software licensed to Groundwater Stats Consulting. UG

Within Limit

Prediction Limit

Intrawell Non-parametric

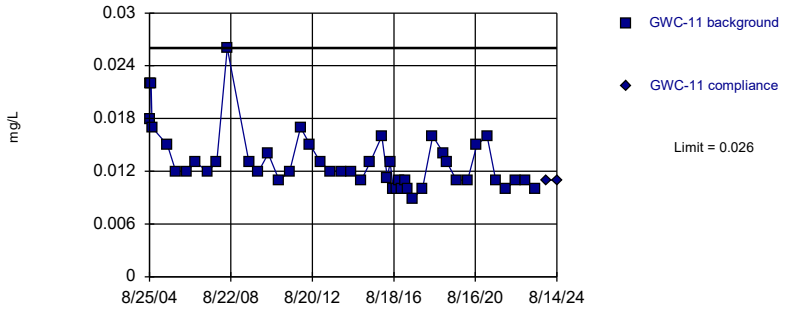

Non-parametric test used in lieu of parametric prediction limit because the Shapiro Wilk normality test showed the data to be non-normal at the 0.01 alpha level. Limit is highest of 47 background values. Well-constituent pair annual alpha = 0.001748. Individual comparison alpha = 0.0008745 (1 of 2).

Constituent: Barium Analysis Run 9/30/2024 1:28 PM View: Appendix I - Intrawell
Plant McIntosh Client: Southern Company Data: McIntosh LF4 CCR

Sanitas™ v.10.0.22 Software licensed to Groundwater Stats Consulting. UG

Within Limit

Prediction Limit

Intrawell Non-parametric

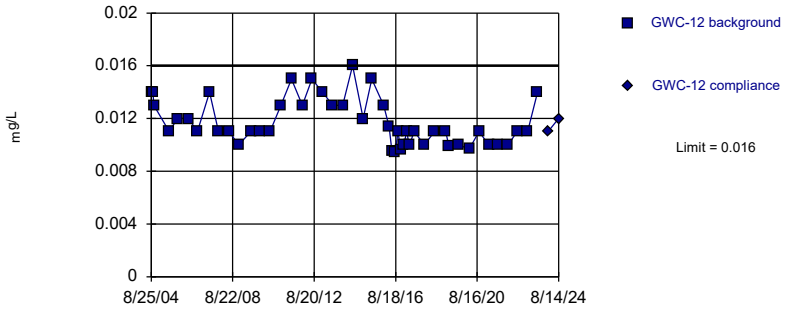

Non-parametric test used in lieu of parametric prediction limit because the Shapiro Wilk normality test showed the data to be non-normal at the 0.01 alpha level. Limit is highest of 48 background values. Well-constituent pair annual alpha = 0.001667. Individual comparison alpha = 0.0008339 (1 of 2).

Constituent: Barium Analysis Run 9/30/2024 1:28 PM View: Appendix I - Intrawell
Plant McIntosh Client: Southern Company Data: McIntosh LF4 CCR

Sanitas™ v.10.0.22 Software licensed to Groundwater Stats Consulting. UG

Within Limit

Prediction Limit

Intrawell Non-parametric

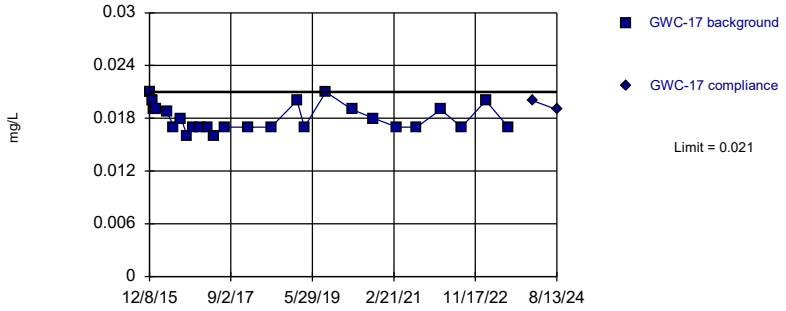

Non-parametric test used in lieu of parametric prediction limit because the Shapiro Wilk normality test showed the data to be non-normal at the 0.01 alpha level. Limit is highest of 27 background values. Well-constituent pair annual alpha = 0.004998. Individual comparison alpha = 0.002502 (1 of 2).

Constituent: Barium Analysis Run 9/30/2024 1:28 PM View: Appendix I - Intrawell
Plant McIntosh Client: Southern Company Data: McIntosh LF4 CCR

Sanitas™ v.10.0.22 Software licensed to Groundwater Stats Consulting. UG

Within Limit

Prediction Limit

Intrawell Parametric

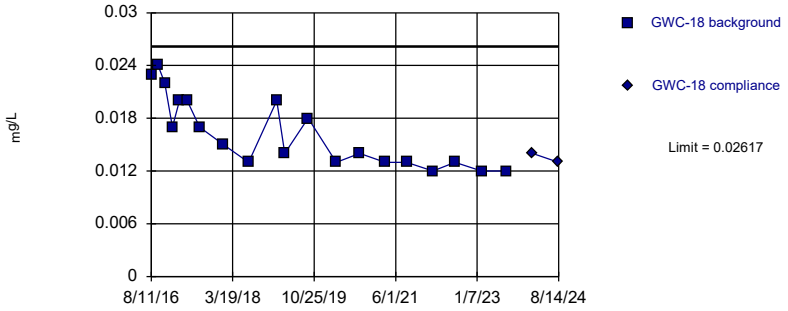

Background Data Summary: Mean=0.01625, Std. Dev.=0.003998, n=20. Normality test: Shapiro Wilk @alpha = 0.01, calculated = 0.8729, critical = 0.868. Kappa = 2.481 (c=15, w=9, 1 of 2, event alpha = 0.05132). Report alpha = 0.0003901.

Constituent: Barium Analysis Run 9/30/2024 1:28 PM View: Appendix I - Intrawell
Plant McIntosh Client: Southern Company Data: McIntosh LF4 CCR

Sanitas™ v.10.0.22 Software licensed to Groundwater Stats Consulting. UG

Within Limit

Prediction Limit

Intrawell Parametric

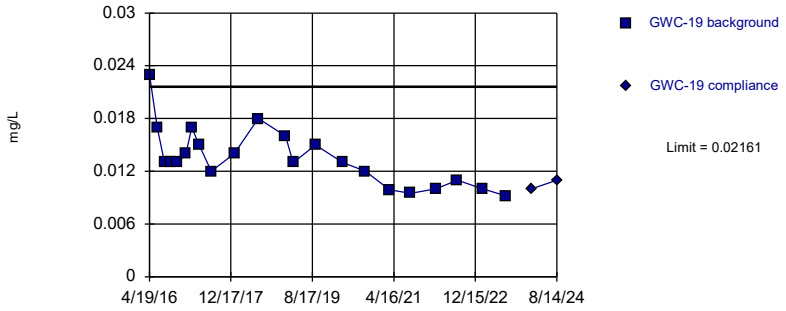

Background Data Summary: Mean=0.01353, Std. Dev.=0.003311, n=22. Normality test: Shapiro Wilk @alpha = 0.01, calculated = 0.92, critical = 0.878. Kappa = 2.441 (c=15, w=9, 1 of 2, event alpha = 0.05132). Report alpha = 0.0003901.

Constituent: Barium Analysis Run 9/30/2024 1:28 PM View: Appendix I - Intrawell
Plant McIntosh Client: Southern Company Data: McIntosh LF4 CCR

Sanitas™ v.10.0.22 Software licensed to Groundwater Stats Consulting. UG

Within Limit

Prediction Limit

Intrawell Parametric

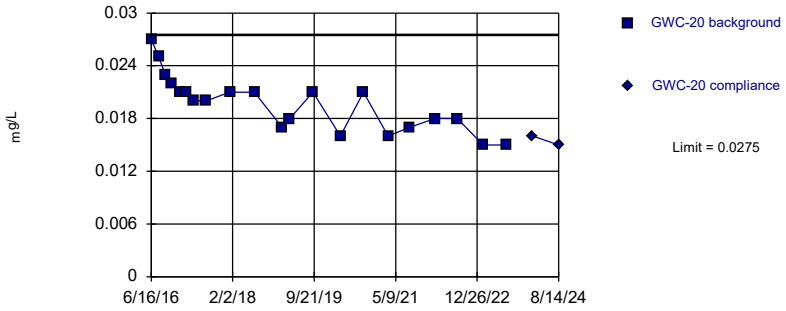

Background Data Summary: Mean=0.01967, Std. Dev.=0.003183, n=21. Normality test: Shapiro Wilk @alpha = 0.01, calculated = 0.9452, critical = 0.873. Kappa = 2.461 (c=15, w=9, 1 of 2, event alpha = 0.05132). Report alpha = 0.0003901.

Constituent: Barium Analysis Run 9/30/2024 1:28 PM View: Appendix I - Intrawell
Plant McIntosh Client: Southern Company Data: McIntosh LF4 CCR

Sanitas™ v.10.0.22 Software licensed to Groundwater Stats Consulting. UG

Within Limit

Prediction Limit

Intrawell Parametric

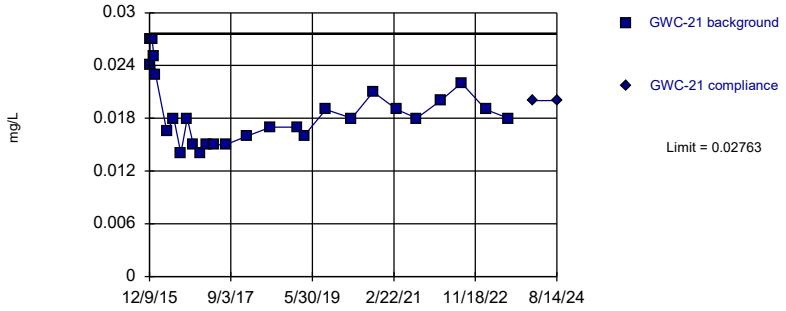

Background Data Summary: Mean=0.01876, Std. Dev.=0.003766, n=27. Normality test: Shapiro Wilk @alpha = 0.01, calculated = 0.9038, critical = 0.894. Kappa = 2.355 (c=15, w=9, 1 of 2, event alpha = 0.05132). Report alpha = 0.0003901.

Constituent: Barium Analysis Run 9/30/2024 1:28 PM View: Appendix I - Intrawell
Plant McIntosh Client: Southern Company Data: McIntosh LF4 CCR

Sanitas™ v.10.0.22 Software licensed to Groundwater Stats Consulting. UG

Within Limit

Prediction Limit

Intrawell Parametric

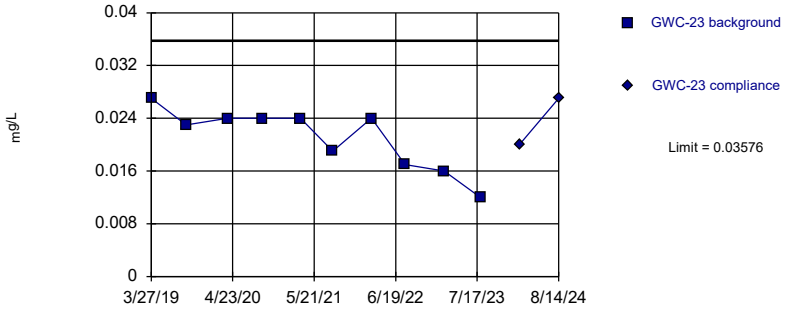

Background Data Summary: Mean=0.021, Std. Dev.=0.004738, n=10. Normality test: Shapiro Wilk @alpha = 0.05, calculated = 0.8878, critical = 0.842. Kappa = 3.115 (c=15, w=9, 1 of 2, event alpha = 0.05132). Report alpha = 0.0003901.

Constituent: Barium Analysis Run 9/30/2024 1:28 PM View: Appendix I - Intrawell
Plant McIntosh Client: Southern Company Data: McIntosh LF4 CCR

Sanitas™ v.10.0.22 Software licensed to Groundwater Stats Consulting. UG

Within Limit

Prediction Limit

Intrawell Parametric

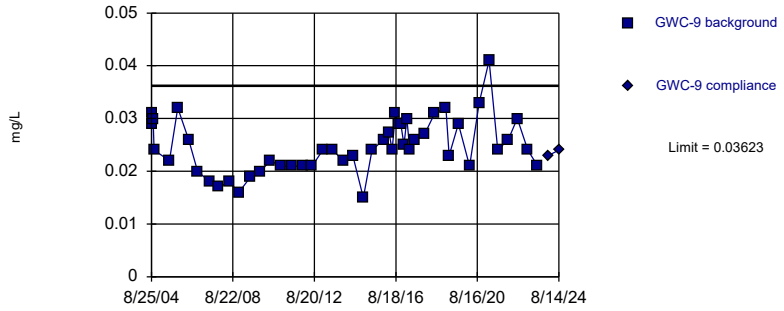

Background Data Summary: Mean=0.02486, Std. Dev.=0.005149, n=48. Normality test: Shapiro Wilk @alpha = 0.01, calculated = 0.9692, critical = 0.929. Kappa = 2.208 (c=15, w=9, 1 of 2, event alpha = 0.05132). Report alpha = 0.0003901.

Constituent: Barium Analysis Run 9/30/2024 1:28 PM View: Appendix I - Intrawell
Plant McIntosh Client: Southern Company Data: McIntosh LF4 CCR

Sanitas™ v.10.0.22 Software licensed to Groundwater Stats Consulting. UG
Hollow symbols indicate censored values.

Within Limit

Prediction Limit

Intrawell Non-parametric

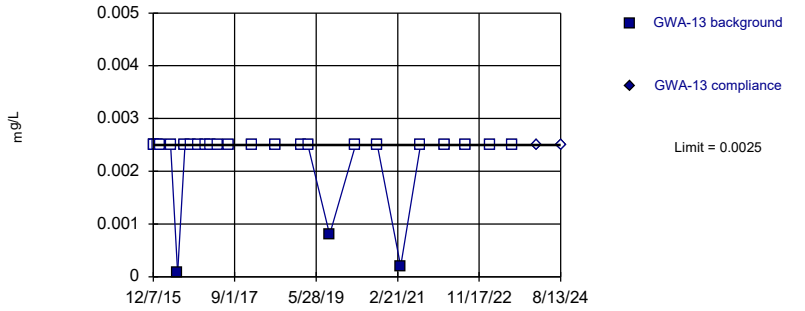

Non-parametric test used in lieu of parametric prediction limit because censored data exceeded 50%. Limit is highest of 26 background values. 88.46% NDs. Well-constituent pair annual alpha = 0.005327. Individual comparison alpha = 0.002667 (1 of 2).

Constituent: Beryllium Analysis Run 9/30/2024 1:28 PM View: Appendix I - Intrawell
Plant McIntosh Client: Southern Company Data: McIntosh LF4 CCR

Sanitas™ v.10.0.22 Software licensed to Groundwater Stats Consulting. UG
Hollow symbols indicate censored values.

Within Limit

Prediction Limit

Intrawell Non-parametric

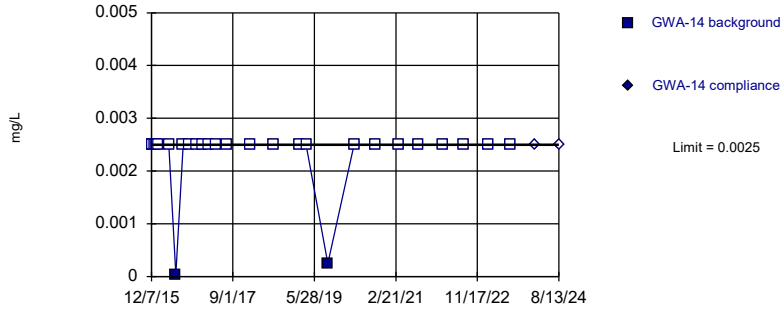

Non-parametric test used in lieu of parametric prediction limit because censored data exceeded 50%. Limit is highest of 27 background values. 92.59% NDs. Well-constituent pair annual alpha = 0.004998. Individual comparison alpha = 0.002502 (1 of 2).

Constituent: Beryllium Analysis Run 9/30/2024 1:28 PM View: Appendix I - Intrawell
Plant McIntosh Client: Southern Company Data: McIntosh LF4 CCR

Sanitas™ v.10.0.22 Software licensed to Groundwater Stats Consulting. UG
Hollow symbols indicate censored values.

Within Limit

Prediction Limit

Intrawell Non-parametric

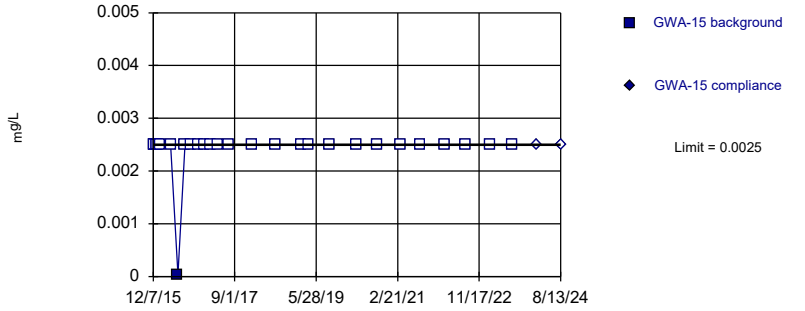

Non-parametric test used in lieu of parametric prediction limit because censored data exceeded 50%. Limit is highest of 27 background values. 96.3% NDs. Well-constituent pair annual alpha = 0.004998. Individual comparison alpha = 0.002502 (1 of 2).

Constituent: Beryllium Analysis Run 9/30/2024 1:28 PM View: Appendix I - Intrawell
Plant McIntosh Client: Southern Company Data: McIntosh LF4 CCR

Sanitas™ v.10.0.22 Software licensed to Groundwater Stats Consulting. UG
Hollow symbols indicate censored values.

Within Limit

Prediction Limit

Intrawell Non-parametric

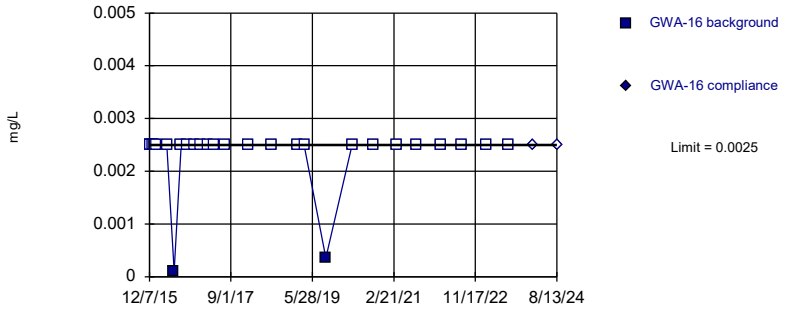

Non-parametric test used in lieu of parametric prediction limit because censored data exceeded 50%. Limit is highest of 27 background values. 92.59% NDs. Well-constituent pair annual alpha = 0.004998. Individual comparison alpha = 0.002502 (1 of 2).

Constituent: Beryllium Analysis Run 9/30/2024 1:29 PM View: Appendix I - Intrawell
Plant McIntosh Client: Southern Company Data: McIntosh LF4 CCR

Sanitas™ v.10.0.22 Software licensed to Groundwater Stats Consulting. UG
Hollow symbols indicate censored values.

Within Limit

Prediction Limit

Intrawell Non-parametric

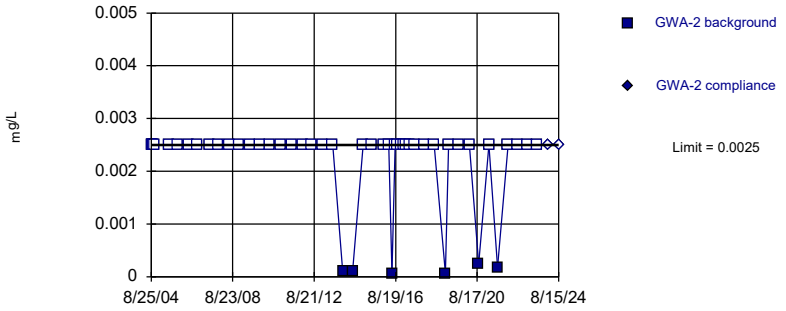

Non-parametric test used in lieu of parametric prediction limit because censored data exceeded 50%. Limit is highest of 48 background values. 87.5% NDs. Well-constituent pair annual alpha = 0.001667. Individual comparison alpha = 0.0008339 (1 of 2).

Constituent: Beryllium Analysis Run 9/30/2024 1:29 PM View: Appendix I - Intrawell
Plant McIntosh Client: Southern Company Data: McIntosh LF4 CCR

Sanitas™ v.10.0.22 Software licensed to Groundwater Stats Consulting. UG
Hollow symbols indicate censored values.

Within Limit

Prediction Limit

Intrawell Non-parametric

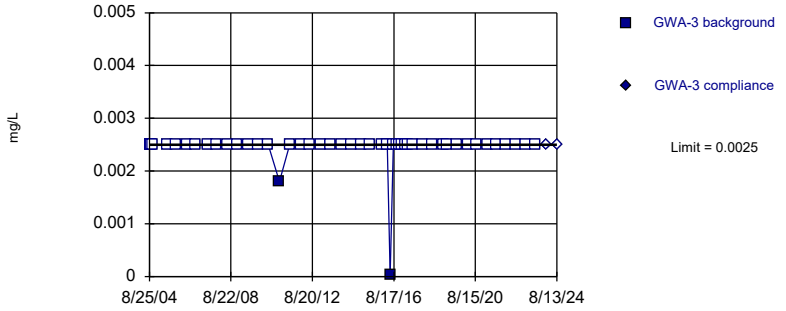

Non-parametric test used in lieu of parametric prediction limit because censored data exceeded 50%. Limit is highest of 48 background values. 95.83% NDs. Well-constituent pair annual alpha = 0.001667. Individual comparison alpha = 0.0008339 (1 of 2).

Constituent: Beryllium Analysis Run 9/30/2024 1:29 PM View: Appendix I - Intrawell
Plant McIntosh Client: Southern Company Data: McIntosh LF4 CCR

Sanitas™ v.10.0.22 Software licensed to Groundwater Stats Consulting. UG
Hollow symbols indicate censored values.

Within Limit

Prediction Limit

Intrawell Non-parametric

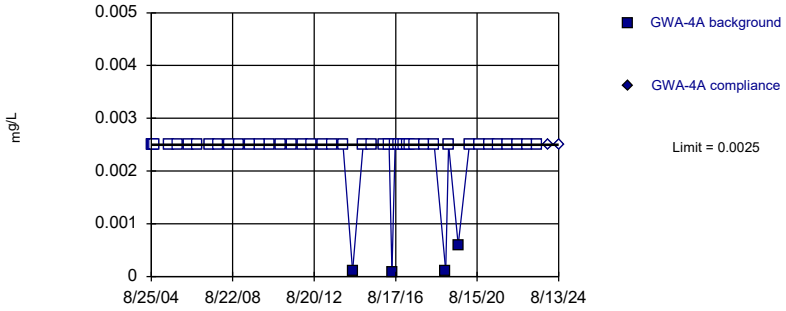

Non-parametric test used in lieu of parametric prediction limit because censored data exceeded 50%. Limit is highest of 48 background values. 91.67% NDs. Well-constituent pair annual alpha = 0.001667. Individual comparison alpha = 0.0008339 (1 of 2).

Constituent: Beryllium Analysis Run 9/30/2024 1:29 PM View: Appendix I - Intrawell
Plant McIntosh Client: Southern Company Data: McIntosh LF4 CCR

Sanitas™ v.10.0.22 Software licensed to Groundwater Stats Consulting. UG
Hollow symbols indicate censored values.
Within Limit

Prediction Limit

Intrawell Non-parametric

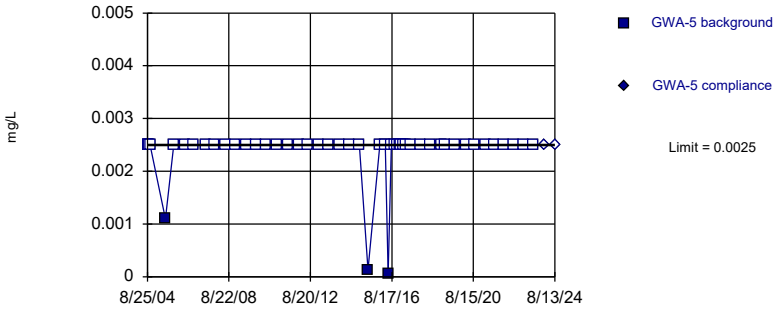

Non-parametric test used in lieu of parametric prediction limit because censored data exceeded 50%. Limit is highest of 50 background values. 94% NDs. Well-constituent pair annual alpha = 0.001505. Individual comparison alpha = 0.0007528 (1 of 2).

Constituent: Beryllium Analysis Run 9/30/2024 1:29 PM View: Appendix I - Intrawell
Plant McIntosh Client: Southern Company Data: McIntosh LF4 CCR

Sanitas™ v.10.0.22 Software licensed to Groundwater Stats Consulting. UG
Hollow symbols indicate censored values.
Within Limit

Prediction Limit

Intrawell Non-parametric

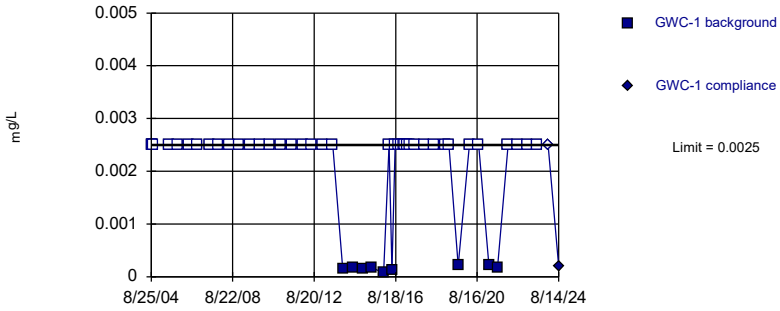

Non-parametric test used in lieu of parametric prediction limit because censored data exceeded 50%. Limit is highest of 48 background values. 81.25% NDs. Well-constituent pair annual alpha = 0.001667. Individual comparison alpha = 0.0008339 (1 of 2).

Constituent: Beryllium Analysis Run 9/30/2024 1:29 PM View: Appendix I - Intrawell
Plant McIntosh Client: Southern Company Data: McIntosh LF4 CCR

Sanitas™ v.10.0.22 Software licensed to Groundwater Stats Consulting. UG
Hollow symbols indicate censored values.
Within Limit

Prediction Limit

Intrawell Non-parametric

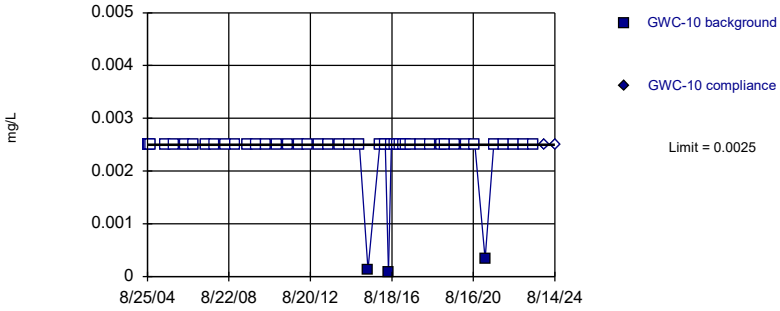

Non-parametric test used in lieu of parametric prediction limit because censored data exceeded 50%. Limit is highest of 48 background values. 93.75% NDs. Well-constituent pair annual alpha = 0.001667. Individual comparison alpha = 0.0008339 (1 of 2).

Constituent: Beryllium Analysis Run 9/30/2024 1:29 PM View: Appendix I - Intrawell
Plant McIntosh Client: Southern Company Data: McIntosh LF4 CCR

Sanitas™ v.10.0.22 Software licensed to Groundwater Stats Consulting. UG
Hollow symbols indicate censored values.
Within Limit

Prediction Limit

Intrawell Non-parametric

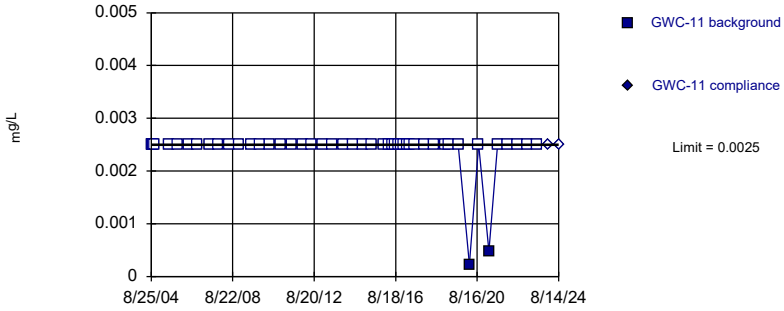

Non-parametric test used in lieu of parametric prediction limit because censored data exceeded 50%. Limit is highest of 48 background values. 95.83% NDs. Well-constituent pair annual alpha = 0.001667. Individual comparison alpha = 0.0008339 (1 of 2).

Constituent: Beryllium Analysis Run 9/30/2024 1:29 PM View: Appendix I - Intrawell
Plant McIntosh Client: Southern Company Data: McIntosh LF4 CCR

Sanitas™ v.10.0.22 Software licensed to Groundwater Stats Consulting. UG
Hollow symbols indicate censored values.

Within Limit

Prediction Limit

Intrawell Non-parametric

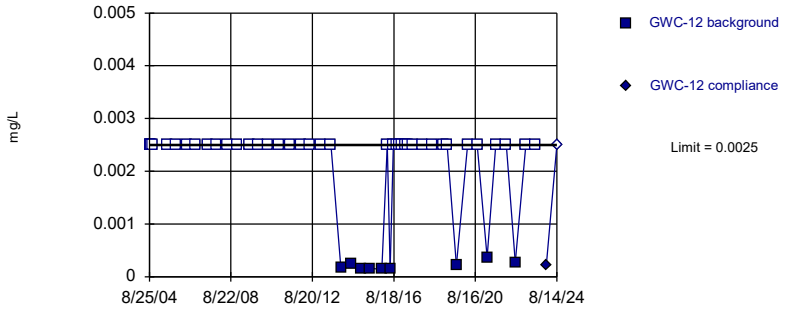

Non-parametric test used in lieu of parametric prediction limit because censored data exceeded 50%. Limit is highest of 48 background values. 81.25% NDs. Well-constituent pair annual alpha = 0.001667. Individual comparison alpha = 0.0008339 (1 of 2).

Constituent: Beryllium Analysis Run 9/30/2024 1:29 PM View: Appendix I - Intrawell
Plant McIntosh Client: Southern Company Data: McIntosh LF4 CCR

Sanitas™ v.10.0.22 Software licensed to Groundwater Stats Consulting. UG

Within Limit

Prediction Limit

Intrawell Non-parametric

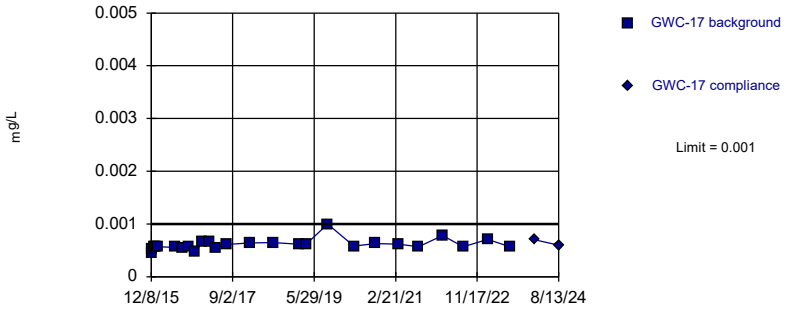

Non-parametric test used in lieu of parametric prediction limit because the Shapiro Wilk normality test showed the data to be non-normal at the 0.01 alpha level. Limit is highest of 26 background values. Well-constituent pair annual alpha = 0.005327. Individual comparison alpha = 0.002667 (1 of 2).

Constituent: Beryllium Analysis Run 9/30/2024 1:29 PM View: Appendix I - Intrawell
Plant McIntosh Client: Southern Company Data: McIntosh LF4 CCR

Sanitas™ v.10.0.22 Software licensed to Groundwater Stats Consulting. UG
Hollow symbols indicate censored values.

Within Limit

Prediction Limit

Intrawell Non-parametric

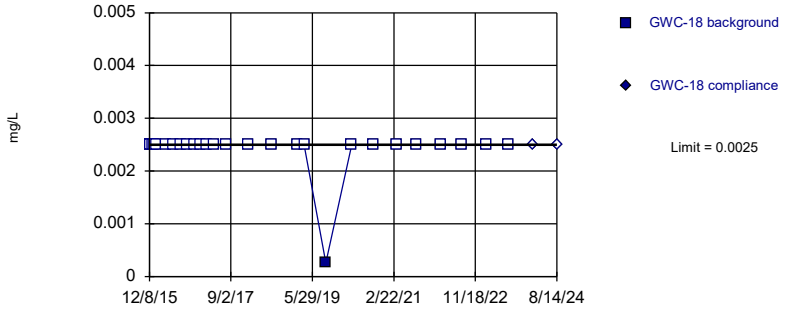

Non-parametric test used in lieu of parametric prediction limit because censored data exceeded 50%. Limit is highest of 27 background values. 96.3% NDs. Well-constituent pair annual alpha = 0.004998. Individual comparison alpha = 0.002502 (1 of 2).

Constituent: Beryllium Analysis Run 9/30/2024 1:29 PM View: Appendix I - Intrawell
Plant McIntosh Client: Southern Company Data: McIntosh LF4 CCR

Sanitas™ v.10.0.22 Software licensed to Groundwater Stats Consulting. UG
Hollow symbols indicate censored values.

Within Limit

Prediction Limit

Intrawell Non-parametric

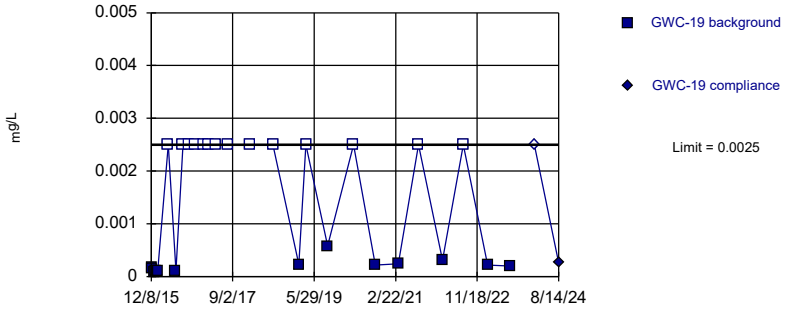

Non-parametric test used in lieu of parametric prediction limit because censored data exceeded 50%. Limit is highest of 27 background values. 51.85% NDs. Well-constituent pair annual alpha = 0.004998. Individual comparison alpha = 0.002502 (1 of 2).

Constituent: Beryllium Analysis Run 9/30/2024 1:29 PM View: Appendix I - Intrawell
Plant McIntosh Client: Southern Company Data: McIntosh LF4 CCR

Sanitas™ v.10.0.22 Software licensed to Groundwater Stats Consulting. UG
Hollow symbols indicate censored values.

Within Limit

Prediction Limit

Intrawell Non-parametric

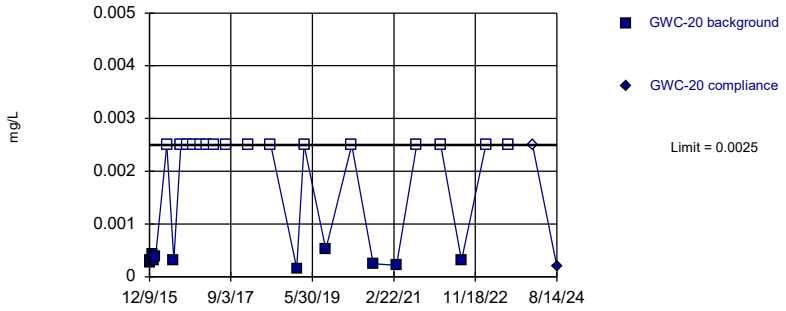

Non-parametric test used in lieu of parametric prediction limit because censored data exceeded 50%. Limit is highest of 27 background values. 59.26% NDs. Well-constituent pair annual alpha = 0.004998. Individual comparison alpha = 0.002502 (1 of 2).

Constituent: Beryllium Analysis Run 9/30/2024 1:29 PM View: Appendix I - Intrawell
Plant McIntosh Client: Southern Company Data: McIntosh LF4 CCR

Sanitas™ v.10.0.22 Software licensed to Groundwater Stats Consulting. UG
Hollow symbols indicate censored values.

Within Limit

Prediction Limit

Intrawell Non-parametric

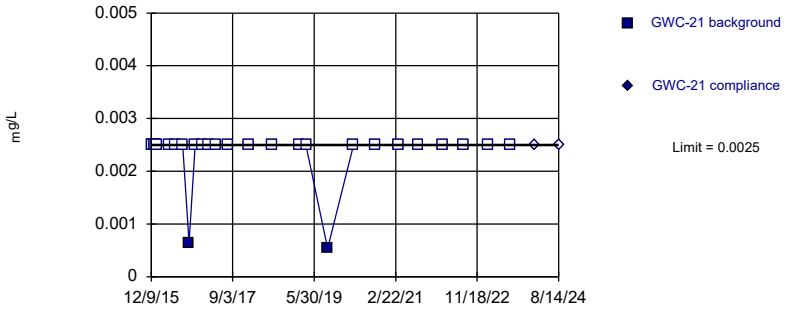

Non-parametric test used in lieu of parametric prediction limit because censored data exceeded 50%. Limit is highest of 27 background values. 92.59% NDs. Well-constituent pair annual alpha = 0.004998. Individual comparison alpha = 0.002502 (1 of 2).

Constituent: Beryllium Analysis Run 9/30/2024 1:29 PM View: Appendix I - Intrawell
Plant McIntosh Client: Southern Company Data: McIntosh LF4 CCR

Sanitas™ v.10.0.22 Software licensed to Groundwater Stats Consulting. UG
Hollow symbols indicate censored values.

Within Limit

Prediction Limit

Intrawell Non-parametric

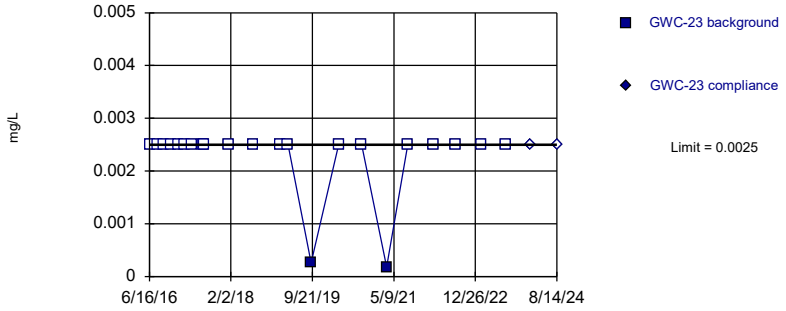

Non-parametric test used in lieu of parametric prediction limit because censored data exceeded 50%. Limit is highest of 22 background values. 90.91% NDs. Well-constituent pair annual alpha = 0.007401. Individual comparison alpha = 0.003707 (1 of 2).

Constituent: Beryllium Analysis Run 9/30/2024 1:29 PM View: Appendix I - Intrawell
Plant McIntosh Client: Southern Company Data: McIntosh LF4 CCR

Sanitas™ v.10.0.22 Software licensed to Groundwater Stats Consulting. UG
Hollow symbols indicate censored values.

Within Limit

Prediction Limit

Intrawell Non-parametric

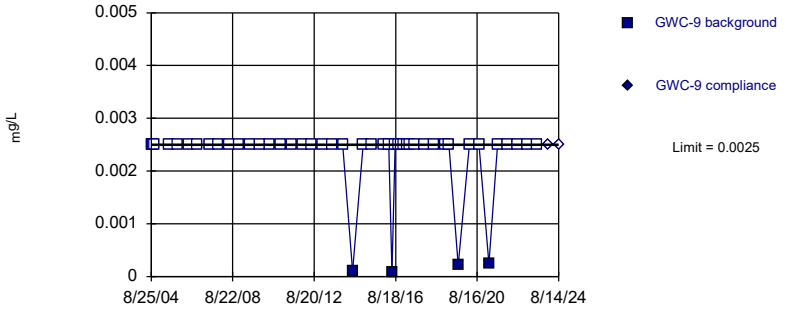

Non-parametric test used in lieu of parametric prediction limit because censored data exceeded 50%. Limit is highest of 48 background values. 91.67% NDs. Well-constituent pair annual alpha = 0.001667. Individual comparison alpha = 0.0008339 (1 of 2).

Constituent: Beryllium Analysis Run 9/30/2024 1:29 PM View: Appendix I - Intrawell
Plant McIntosh Client: Southern Company Data: McIntosh LF4 CCR

Sanitas™ v.10.0.22 Software licensed to Groundwater Stats Consulting. UG
Hollow symbols indicate censored values.

Within Limit

Prediction Limit

Intrawell Non-parametric

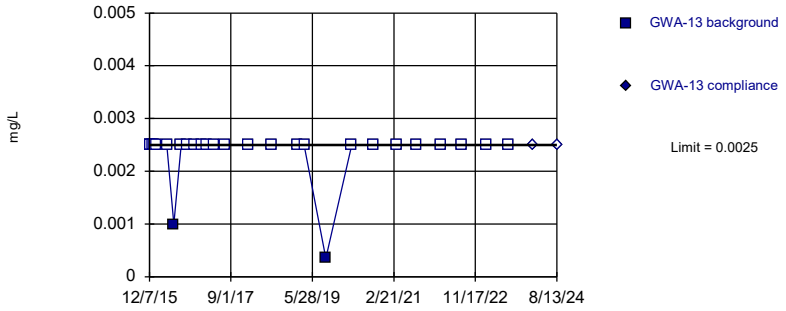

Non-parametric test used in lieu of parametric prediction limit because censored data exceeded 50%. Limit is highest of 27 background values. 92.59% NDs. Well-constituent pair annual alpha = 0.004998. Individual comparison alpha = 0.002502 (1 of 2).

Constituent: Cadmium Analysis Run 9/30/2024 1:29 PM View: Appendix I - Intrawell
Plant McIntosh Client: Southern Company Data: McIntosh LF4 CCR

Sanitas™ v.10.0.22 Software licensed to Groundwater Stats Consulting. UG
Hollow symbols indicate censored values.

Within Limit

Prediction Limit

Intrawell Non-parametric

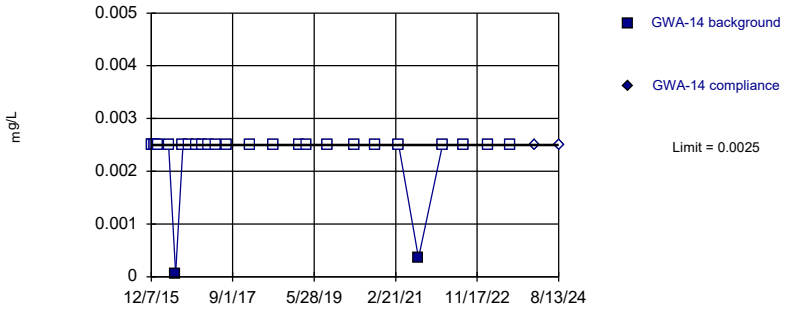

Non-parametric test used in lieu of parametric prediction limit because censored data exceeded 50%. Limit is highest of 27 background values. 92.59% NDs. Well-constituent pair annual alpha = 0.004998. Individual comparison alpha = 0.002502 (1 of 2).

Constituent: Cadmium Analysis Run 9/30/2024 1:29 PM View: Appendix I - Intrawell
Plant McIntosh Client: Southern Company Data: McIntosh LF4 CCR

Sanitas™ v.10.0.22 Software licensed to Groundwater Stats Consulting. UG
Hollow symbols indicate censored values.

Within Limit

Prediction Limit

Intrawell Non-parametric

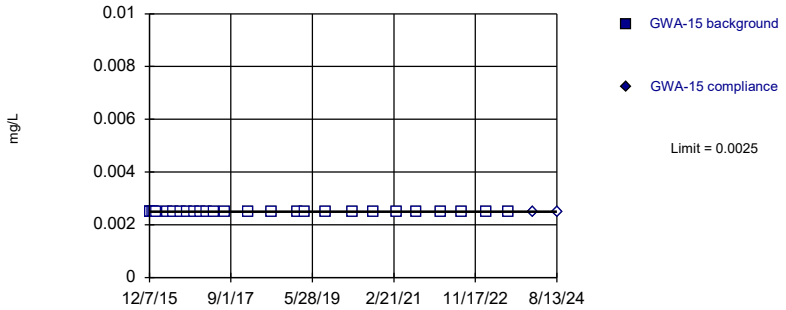

Non-parametric test used in lieu of parametric prediction limit because censored data exceeded 50%. All background values (n = 27) were censored; limit is most recent reporting limit. Well-constituent pair annual alpha = 0.004998. Individual comparison alpha = 0.002502 (1 of 2).

Constituent: Cadmium Analysis Run 9/30/2024 1:29 PM View: Appendix I - Intrawell
Plant McIntosh Client: Southern Company Data: McIntosh LF4 CCR

Sanitas™ v.10.0.22 Software licensed to Groundwater Stats Consulting. UG
Hollow symbols indicate censored values.

Within Limit

Prediction Limit

Intrawell Non-parametric

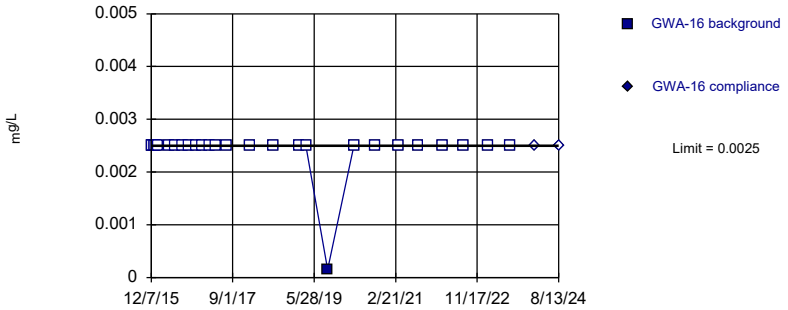

Non-parametric test used in lieu of parametric prediction limit because censored data exceeded 50%. Limit is highest of 27 background values. 96.3% NDs. Well-constituent pair annual alpha = 0.004998. Individual comparison alpha = 0.002502 (1 of 2).

Constituent: Cadmium Analysis Run 9/30/2024 1:29 PM View: Appendix I - Intrawell
Plant McIntosh Client: Southern Company Data: McIntosh LF4 CCR

Sanitas™ v.10.0.22 Software licensed to Groundwater Stats Consulting. UG
Hollow symbols indicate censored values.

Within Limit

Prediction Limit

Intrawell Non-parametric

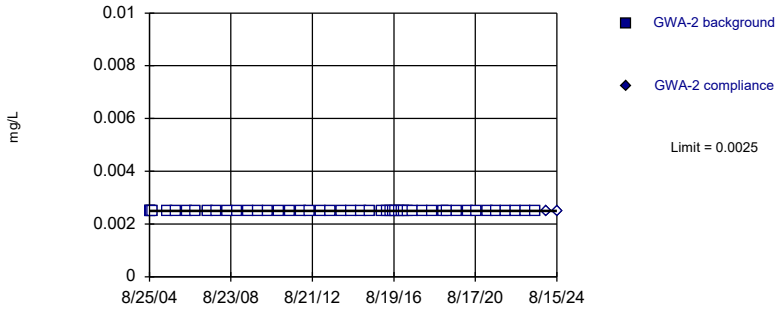

Non-parametric test used in lieu of parametric prediction limit because censored data exceeded 50%. All background values (n = 48) were censored; limit is most recent reporting limit. Well-constituent pair annual alpha = 0.001667. Individual comparison alpha = 0.0008339 (1 of 2).

Constituent: Cadmium Analysis Run 9/30/2024 1:29 PM View: Appendix I - Intrawell
Plant McIntosh Client: Southern Company Data: McIntosh LF4 CCR

Sanitas™ v.10.0.22 Software licensed to Groundwater Stats Consulting. UG
Hollow symbols indicate censored values.

Within Limit

Prediction Limit

Intrawell Non-parametric

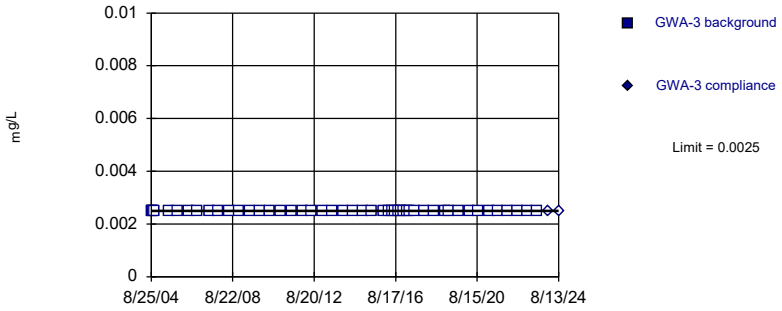

Non-parametric test used in lieu of parametric prediction limit because censored data exceeded 50%. All background values (n = 48) were censored; limit is most recent reporting limit. Well-constituent pair annual alpha = 0.001667. Individual comparison alpha = 0.0008339 (1 of 2).

Constituent: Cadmium Analysis Run 9/30/2024 1:29 PM View: Appendix I - Intrawell
Plant McIntosh Client: Southern Company Data: McIntosh LF4 CCR

Sanitas™ v.10.0.22 Software licensed to Groundwater Stats Consulting. UG
Hollow symbols indicate censored values.

Within Limit

Prediction Limit

Intrawell Non-parametric

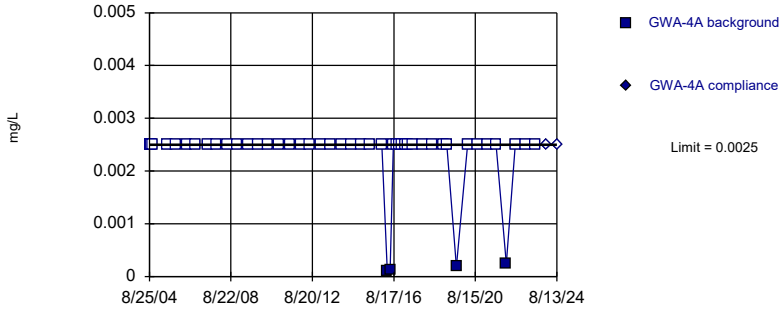

Non-parametric test used in lieu of parametric prediction limit because censored data exceeded 50%. Limit is highest of 48 background values. 91.67% NDs. Well-constituent pair annual alpha = 0.001667. Individual comparison alpha = 0.0008339 (1 of 2).

Constituent: Cadmium Analysis Run 9/30/2024 1:29 PM View: Appendix I - Intrawell
Plant McIntosh Client: Southern Company Data: McIntosh LF4 CCR

Sanitas™ v.10.0.22 Software licensed to Groundwater Stats Consulting. UG
Hollow symbols indicate censored values.

Within Limit

Prediction Limit

Intrawell Non-parametric

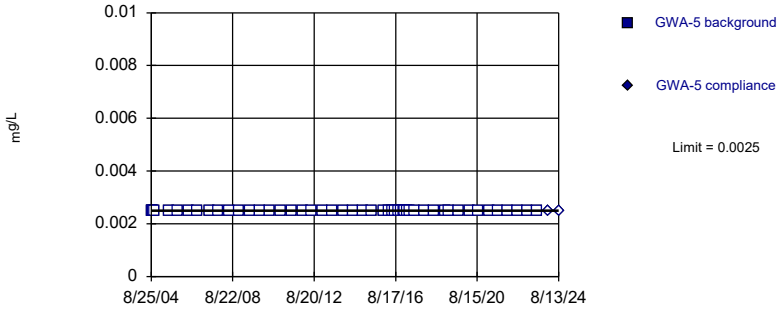

Non-parametric test used in lieu of parametric prediction limit because censored data exceeded 50%. All background values (n = 50) were censored; limit is most recent reporting limit. Well-constituent pair annual alpha = 0.001505. Individual comparison alpha = 0.0007528 (1 of 2).

Constituent: Cadmium Analysis Run 9/30/2024 1:29 PM View: Appendix I - Intrawell
Plant McIntosh Client: Southern Company Data: McIntosh LF4 CCR

Sanitas™ v.10.0.22 Software licensed to Groundwater Stats Consulting. UG
Hollow symbols indicate censored values.

Within Limit

Prediction Limit

Intrawell Non-parametric

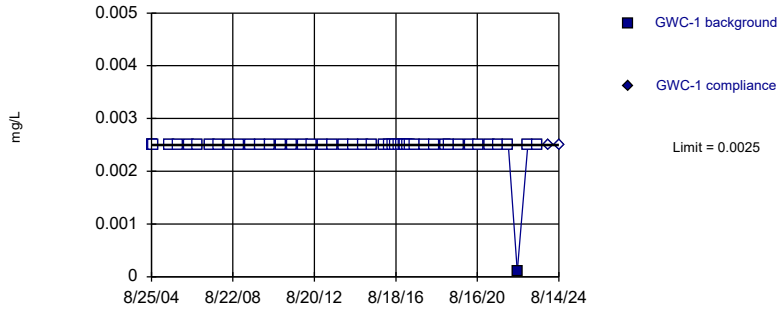

Non-parametric test used in lieu of parametric prediction limit because censored data exceeded 50%. Limit is highest of 48 background values. 97.92% NDs. Well-constituent pair annual alpha = 0.001667. Individual comparison alpha = 0.0008339 (1 of 2).

Constituent: Cadmium Analysis Run 9/30/2024 1:29 PM View: Appendix I - Intrawell
Plant McIntosh Client: Southern Company Data: McIntosh LF4 CCR

Sanitas™ v.10.0.22 Software licensed to Groundwater Stats Consulting. UG

Within Limit

Prediction Limit

Intrawell Parametric

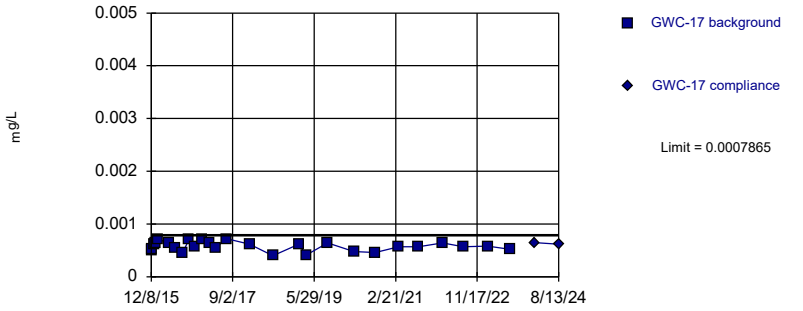

Background Data Summary: Mean=0.0005768, Std. Dev.=0.00008904, n=27. Normality test: Shapiro Wilk @alpha = 0.01, calculated = 0.9612, critical = 0.894. Kappa = 2.355 (c=15, w=9, 1 of 2, event alpha = 0.05132). Report alpha = 0.0003901.

Constituent: Cadmium Analysis Run 9/30/2024 1:29 PM View: Appendix I - Intrawell
Plant McIntosh Client: Southern Company Data: McIntosh LF4 CCR

Sanitas™ v.10.0.22 Software licensed to Groundwater Stats Consulting. UG
Hollow symbols indicate censored values.

Within Limit

Prediction Limit

Intrawell Non-parametric

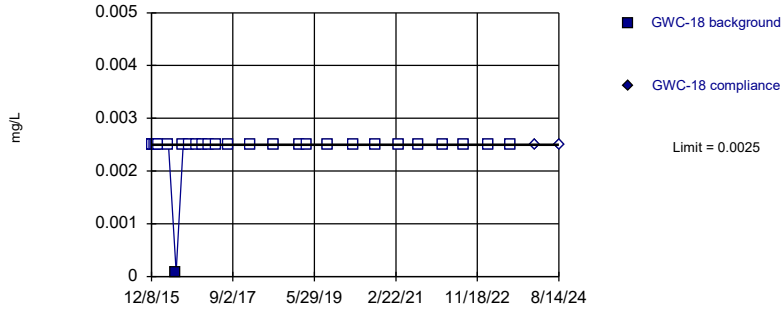

Non-parametric test used in lieu of parametric prediction limit because censored data exceeded 50%. Limit is highest of 27 background values. 96.3% NDs. Well-constituent pair annual alpha = 0.004998. Individual comparison alpha = 0.002502 (1 of 2).

Constituent: Cadmium Analysis Run 9/30/2024 1:29 PM View: Appendix I - Intrawell
Plant McIntosh Client: Southern Company Data: McIntosh LF4 CCR

Sanitas™ v.10.0.22 Software licensed to Groundwater Stats Consulting. UG
Hollow symbols indicate censored values.

Within Limit

Prediction Limit

Intrawell Non-parametric

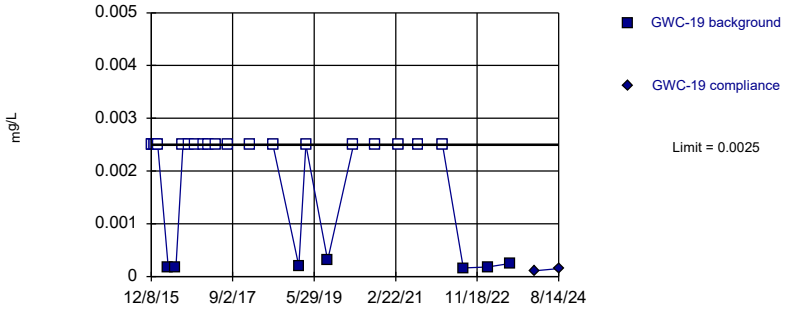

Non-parametric test used in lieu of parametric prediction limit because censored data exceeded 50%. Limit is highest of 27 background values. 74.07% NDs. Well-constituent pair annual alpha = 0.004998. Individual comparison alpha = 0.002502 (1 of 2).

Constituent: Cadmium Analysis Run 9/30/2024 1:29 PM View: Appendix I - Intrawell
Plant McIntosh Client: Southern Company Data: McIntosh LF4 CCR

Sanitas™ v.10.0.22 Software licensed to Groundwater Stats Consulting. UG
Hollow symbols indicate censored values.

Within Limit

Prediction Limit

Intrawell Non-parametric

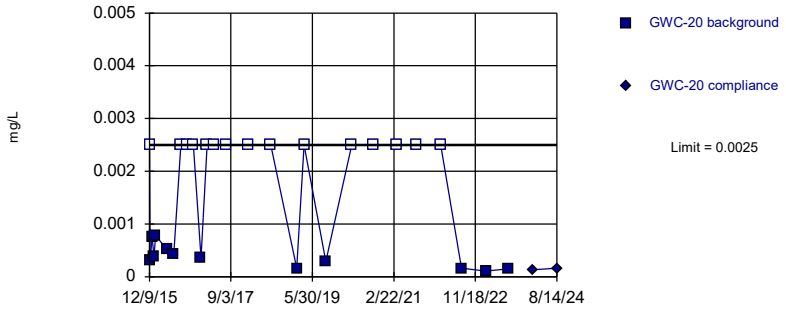

Non-parametric test used in lieu of parametric prediction limit because censored data exceeded 50%. Limit is highest of 27 background values. 55.56% NDs. Well-constituent pair annual alpha = 0.004998. Individual comparison alpha = 0.002502 (1 of 2).

Constituent: Cadmium Analysis Run 9/30/2024 1:29 PM View: Appendix I - Intrawell

Plant McIntosh Client: Southern Company Data: McIntosh LF4 CCR

Sanitas™ v.10.0.22 Software licensed to Groundwater Stats Consulting. UG
Hollow symbols indicate censored values.

Within Limit

Prediction Limit

Intrawell Non-parametric

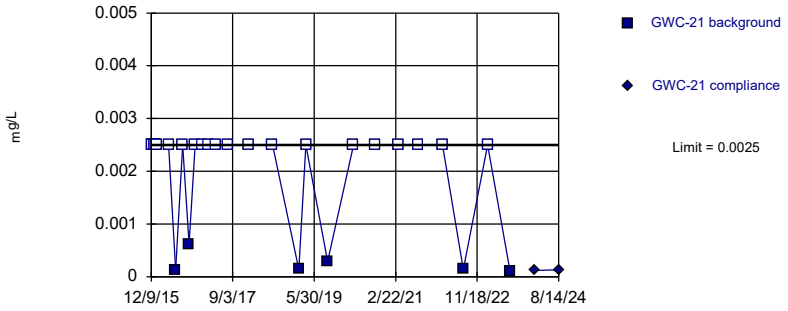

Non-parametric test used in lieu of parametric prediction limit because censored data exceeded 50%. Limit is highest of 27 background values. 77.78% NDs. Well-constituent pair annual alpha = 0.004998. Individual comparison alpha = 0.002502 (1 of 2).

Constituent: Cadmium Analysis Run 9/30/2024 1:29 PM View: Appendix I - Intrawell

Plant McIntosh Client: Southern Company Data: McIntosh LF4 CCR

Sanitas™ v.10.0.22 Software licensed to Groundwater Stats Consulting. UG
Hollow symbols indicate censored values.

Within Limit

Prediction Limit

Intrawell Non-parametric

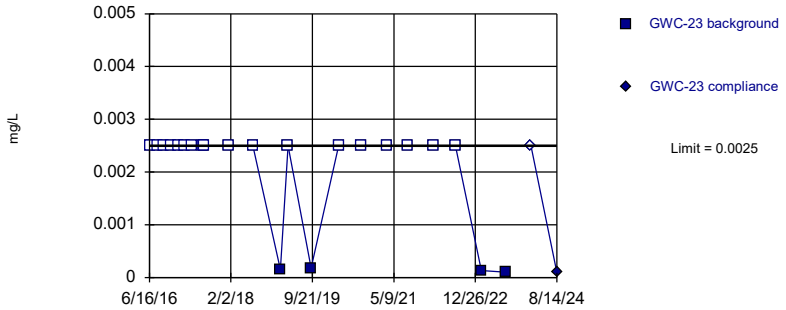

Non-parametric test used in lieu of parametric prediction limit because censored data exceeded 50%. Limit is highest of 22 background values. 81.82% NDs. Well-constituent pair annual alpha = 0.007401. Individual comparison alpha = 0.003707 (1 of 2).

Constituent: Cadmium Analysis Run 9/30/2024 1:29 PM View: Appendix I - Intrawell

Plant McIntosh Client: Southern Company Data: McIntosh LF4 CCR

Sanitas™ v.10.0.22 Software licensed to Groundwater Stats Consulting. UG
Hollow symbols indicate censored values.

Within Limit

Prediction Limit

Intrawell Non-parametric

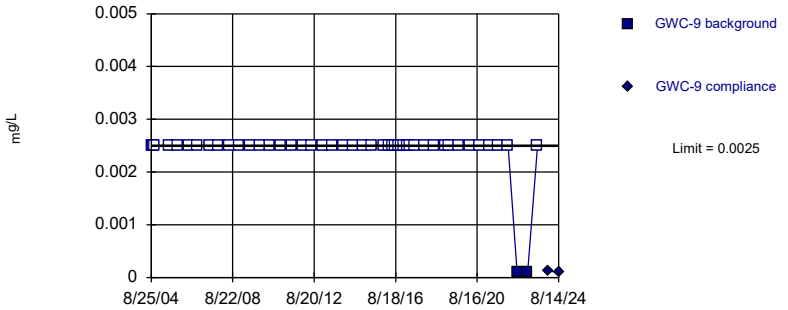

Non-parametric test used in lieu of parametric prediction limit because censored data exceeded 50%. Limit is highest of 48 background values. 95.83% NDs. Well-constituent pair annual alpha = 0.001667. Individual comparison alpha = 0.0008339 (1 of 2).

Constituent: Cadmium Analysis Run 9/30/2024 1:29 PM View: Appendix I - Intrawell

Plant McIntosh Client: Southern Company Data: McIntosh LF4 CCR

Sanitas™ v.10.0.22 Software licensed to Groundwater Stats Consulting. UG
Hollow symbols indicate censored values.

Within Limit

Prediction Limit

Intrawell Non-parametric

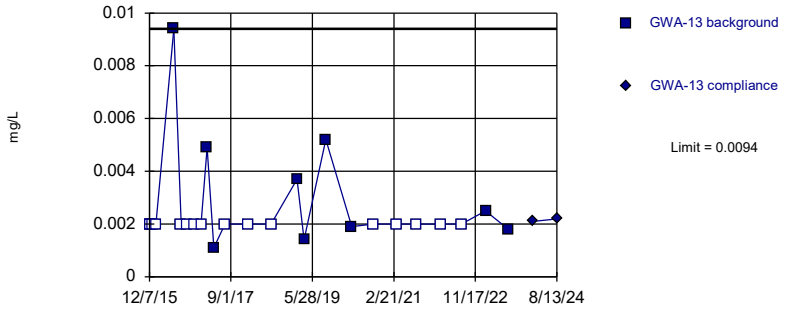

Non-parametric test used in lieu of parametric prediction limit because censored data exceeded 50%. Limit is highest of 25 background values. 64% NDs. Well-constituent pair annual alpha = 0.005656. Individual comparison alpha = 0.002832 (1 of 2).

Constituent: Chromium Analysis Run 9/30/2024 1:29 PM View: Appendix I - Intrawell
Plant McIntosh Client: Southern Company Data: McIntosh LF4 CCR

Sanitas™ v.10.0.22 Software licensed to Groundwater Stats Consulting. UG
Hollow symbols indicate censored values.

Within Limit

Prediction Limit

Intrawell Non-parametric

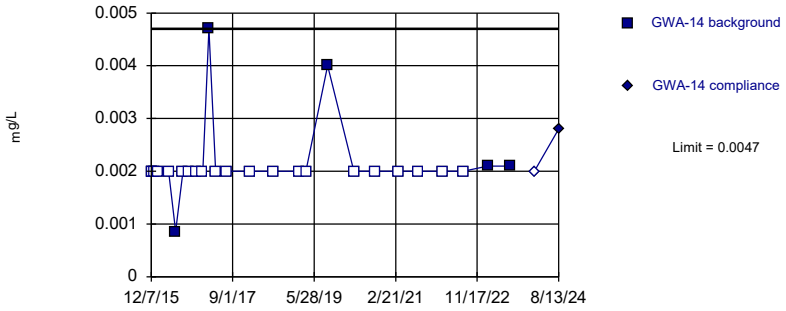

Non-parametric test used in lieu of parametric prediction limit because censored data exceeded 50%. Limit is highest of 26 background values. 80.77% NDs. Well-constituent pair annual alpha = 0.005327. Individual comparison alpha = 0.002667 (1 of 2).

Constituent: Chromium Analysis Run 9/30/2024 1:29 PM View: Appendix I - Intrawell
Plant McIntosh Client: Southern Company Data: McIntosh LF4 CCR

Sanitas™ v.10.0.22 Software licensed to Groundwater Stats Consulting. UG
Hollow symbols indicate censored values.

Within Limit

Prediction Limit

Intrawell Non-parametric

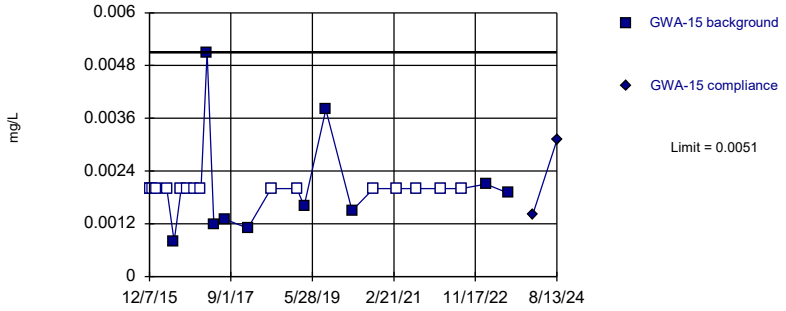

Non-parametric test used in lieu of parametric prediction limit because censored data exceeded 50%. Limit is highest of 26 background values. 61.54% NDs. Well-constituent pair annual alpha = 0.005327. Individual comparison alpha = 0.002667 (1 of 2).

Constituent: Chromium Analysis Run 9/30/2024 1:29 PM View: Appendix I - Intrawell
Plant McIntosh Client: Southern Company Data: McIntosh LF4 CCR

Sanitas™ v.10.0.22 Software licensed to Groundwater Stats Consulting. UG
Hollow symbols indicate censored values.

Within Limit

Prediction Limit

Intrawell Non-parametric

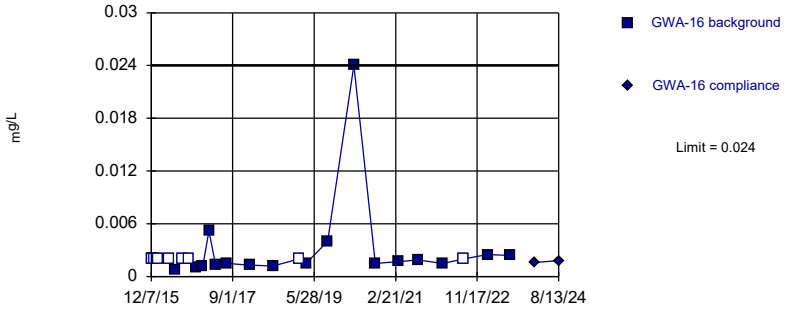

Non-parametric test used in lieu of parametric prediction limit because the Shapiro Wilk normality test showed the data to be non-normal at the 0.01 alpha level. Limit is highest of 26 background values. 34.62% NDs. Well-constituent pair annual alpha = 0.005327. Individual comparison alpha = 0.002667 (1 of 2).

Constituent: Chromium Analysis Run 9/30/2024 1:29 PM View: Appendix I - Intrawell
Plant McIntosh Client: Southern Company Data: McIntosh LF4 CCR

Sanitas™ v.10.0.22 Software licensed to Groundwater Stats Consulting. UG
Hollow symbols indicate censored values.

Within Limit

Prediction Limit

Intrawell Parametric

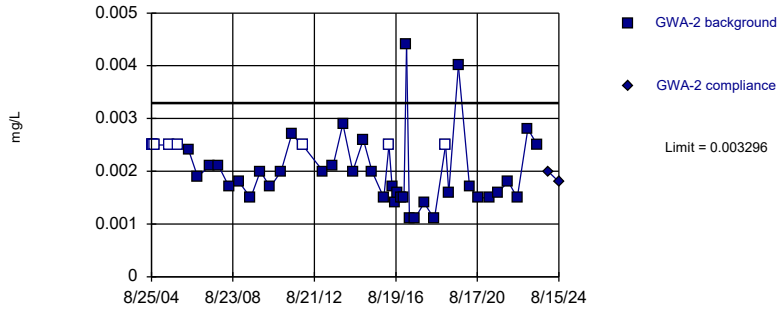

Background Data Summary (based on square root transformation) (after Kaplan-Meier Adjustment): Mean=0.0394, Std. Dev.=0.00814, n=47, 19.15% NDs. Normality test: Shapiro Wilk @alpha = 0.01, calculated = 0.9309, critical = 0.928. Kappa = 2.212 (c=15, w=9, 1 of 2, event alpha = 0.05132). Report alpha = 0.0003901.

Constituent: Chromium Analysis Run 9/30/2024 1:29 PM View: Appendix I - Intrawell
Plant McIntosh Client: Southern Company Data: McIntosh LF4 CCR

Sanitas™ v.10.0.22 Software licensed to Groundwater Stats Consulting. UG
Hollow symbols indicate censored values.

Within Limit

Prediction Limit

Intrawell Non-parametric

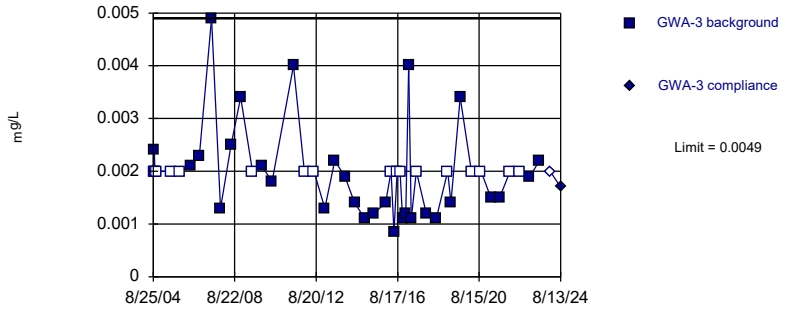

Non-parametric test used in lieu of parametric prediction limit because the Shapiro Wilk normality test showed the data to be non-normal at the 0.01 alpha level. Limit is highest of 47 background values. 36.17% NDs. Well-constituent pair annual alpha = 0.001748. Individual comparison alpha = 0.0008745 (1 of 2).

Constituent: Chromium Analysis Run 9/30/2024 1:29 PM View: Appendix I - Intrawell
Plant McIntosh Client: Southern Company Data: McIntosh LF4 CCR

Sanitas™ v.10.0.22 Software licensed to Groundwater Stats Consulting. UG
Hollow symbols indicate censored values.

Within Limit

Prediction Limit

Intrawell Non-parametric

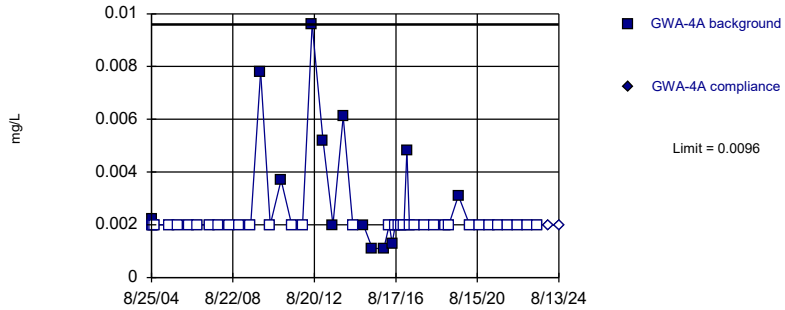

Non-parametric test used in lieu of parametric prediction limit because censored data exceeded 50%. Limit is highest of 48 background values. 72.92% NDs. Well-constituent pair annual alpha = 0.001667. Individual comparison alpha = 0.0008339 (1 of 2).

Constituent: Chromium Analysis Run 9/30/2024 1:29 PM View: Appendix I - Intrawell
Plant McIntosh Client: Southern Company Data: McIntosh LF4 CCR

Sanitas™ v.10.0.22 Software licensed to Groundwater Stats Consulting. UG
Hollow symbols indicate censored values.

Within Limit

Prediction Limit

Intrawell Non-parametric

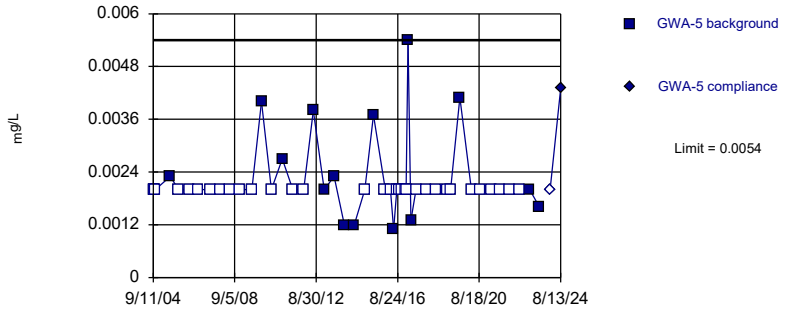

Non-parametric test used in lieu of parametric prediction limit because censored data exceeded 50%. Limit is highest of 49 background values. 67.35% NDs. Well-constituent pair annual alpha = 0.001586. Individual comparison alpha = 0.0007934 (1 of 2).

Constituent: Chromium Analysis Run 9/30/2024 1:29 PM View: Appendix I - Intrawell
Plant McIntosh Client: Southern Company Data: McIntosh LF4 CCR

Sanitas™ v.10.0.22 Software licensed to Groundwater Stats Consulting. UG
Hollow symbols indicate censored values.

Within Limit

Prediction Limit

Intrawell Non-parametric

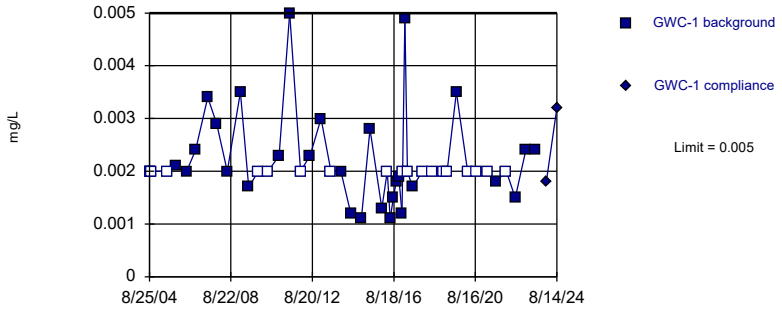

Non-parametric test used in lieu of parametric prediction limit because the Shapiro Wilk normality test showed the data to be non-normal at the 0.01 alpha level. Limit is highest of 48 background values. 39.58% NDs. Well-constituent pair annual alpha = 0.001667. Individual comparison alpha = 0.0008339 (1 of 2).

Constituent: Chromium Analysis Run 9/30/2024 1:29 PM View: Appendix I - Intrawell
Plant McIntosh Client: Southern Company Data: McIntosh LF4 CCR

Sanitas™ v.10.0.22 Software licensed to Groundwater Stats Consulting. UG
Hollow symbols indicate censored values.

Within Limit

Prediction Limit

Intrawell Non-parametric

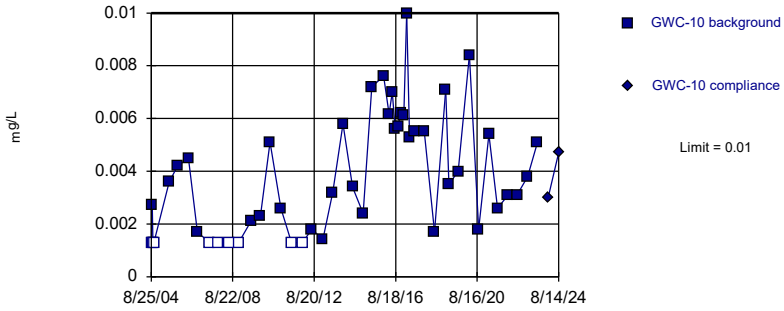

Non-parametric test used in lieu of parametric prediction limit because the Shapiro Wilk normality test showed the data to be non-normal at the 0.01 alpha level. Limit is highest of 48 background values. 18.75% NDs. Well-constituent pair annual alpha = 0.001667. Individual comparison alpha = 0.0008339 (1 of 2).

Constituent: Chromium Analysis Run 9/30/2024 1:29 PM View: Appendix I - Intrawell
Plant McIntosh Client: Southern Company Data: McIntosh LF4 CCR

Sanitas™ v.10.0.22 Software licensed to Groundwater Stats Consulting. UG
Hollow symbols indicate censored values.

Within Limit

Prediction Limit

Intrawell Parametric

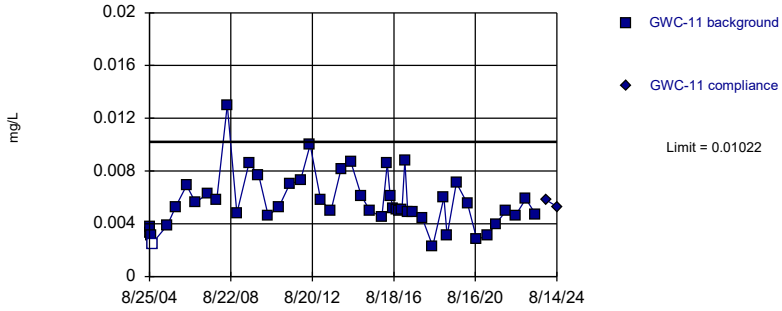

Background Data Summary: Mean=0.005628, Std. Dev.=0.002078, n=48, 2.083% NDs. Normality test: Shapiro Wilk @alpha = 0.01, calculated = 0.9299, critical = 0.929. Kappa = 2.208 (c=15, w=9, 1 of 2, event alpha = 0.05132). Report alpha = 0.0003901.

Constituent: Chromium Analysis Run 9/30/2024 1:29 PM View: Appendix I - Intrawell
Plant McIntosh Client: Southern Company Data: McIntosh LF4 CCR

Sanitas™ v.10.0.22 Software licensed to Groundwater Stats Consulting. UG
Hollow symbols indicate censored values.

Within Limit

Prediction Limit

Intrawell Non-parametric

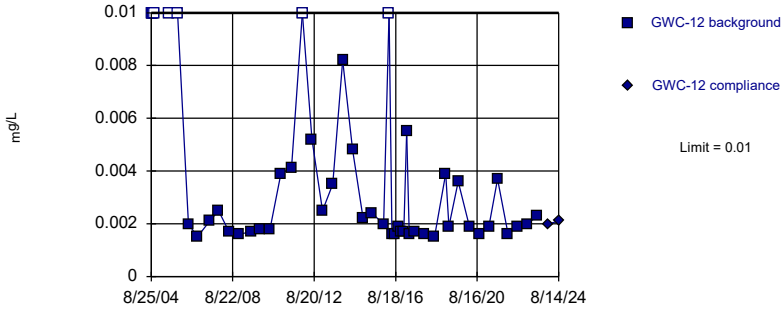

Non-parametric test used in lieu of parametric prediction limit because the Shapiro Wilk normality test showed the data to be non-normal at the 0.01 alpha level. Limit is highest of 48 background values. 16.67% NDs. Well-constituent pair annual alpha = 0.001667. Individual comparison alpha = 0.0008339 (1 of 2).

Constituent: Chromium Analysis Run 9/30/2024 1:29 PM View: Appendix I - Intrawell
Plant McIntosh Client: Southern Company Data: McIntosh LF4 CCR

Sanitas™ v.10.0.22 Software licensed to Groundwater Stats Consulting. UG
Hollow symbols indicate censored values.

Within Limit

Prediction Limit

Intrawell Non-parametric

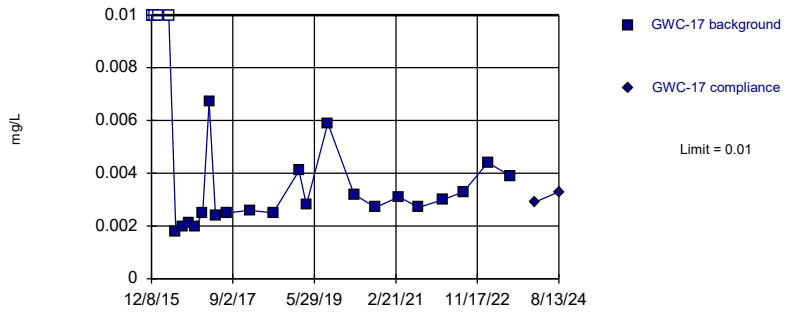

Non-parametric test used in lieu of parametric prediction limit because the Shapiro Wilk normality test showed the data to be non-normal at the 0.01 alpha level. Limit is highest of 26 background values. 19.23% NDs. Well-constituent pair annual alpha = 0.005327. Individual comparison alpha = 0.002667 (1 of 2).

Constituent: Chromium Analysis Run 9/30/2024 1:29 PM View: Appendix I - Intrawell
Plant McIntosh Client: Southern Company Data: McIntosh LF4 CCR

Sanitas™ v.10.0.22 Software licensed to Groundwater Stats Consulting. UG

Within Limit

Prediction Limit

Intrawell Parametric

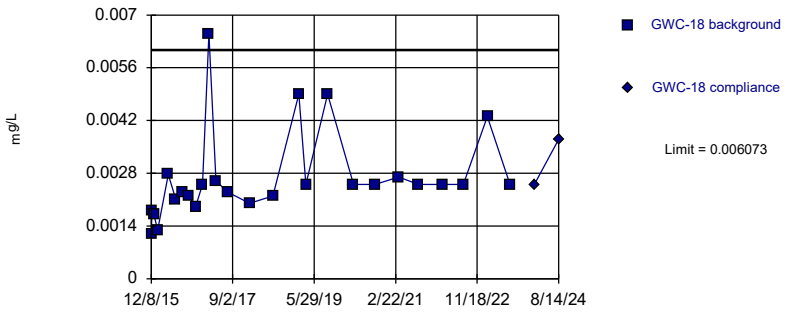

Background Data Summary (based on natural log transformation): Mean=-5.997, Std. Dev.=0.3771, n=26. Normality test: Shapiro Wilk @alpha = 0.01, calculated = 0.8939, critical = 0.891. Kappa = 2.368 (c=15, w=9, 1 of 2, event alpha = 0.05132). Report alpha = 0.0003901.

Constituent: Chromium Analysis Run 9/30/2024 1:29 PM View: Appendix I - Intrawell
Plant McIntosh Client: Southern Company Data: McIntosh LF4 CCR

Sanitas™ v.10.0.22 Software licensed to Groundwater Stats Consulting. UG
Hollow symbols indicate censored values.

Within Limit

Prediction Limit

Intrawell Non-parametric

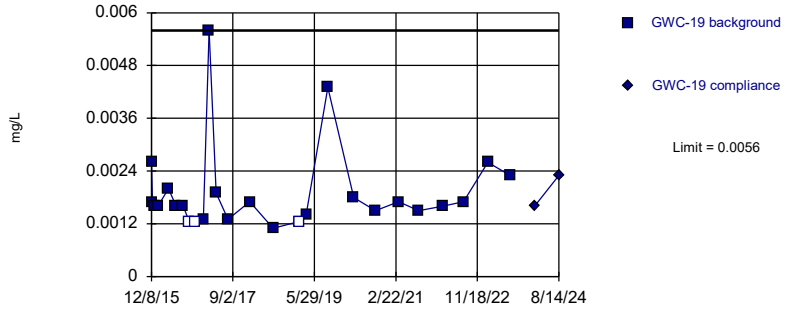

Non-parametric test used in lieu of parametric prediction limit because the Shapiro Wilk normality test showed the data to be non-normal at the 0.01 alpha level. Limit is highest of 26 background values. 11.54% NDs. Well-constituent pair annual alpha = 0.005327. Individual comparison alpha = 0.002667 (1 of 2).

Constituent: Chromium Analysis Run 9/30/2024 1:29 PM View: Appendix I - Intrawell
Plant McIntosh Client: Southern Company Data: McIntosh LF4 CCR

Sanitas™ v.10.0.22 Software licensed to Groundwater Stats Consulting. UG
Hollow symbols indicate censored values.

Within Limit

Prediction Limit

Intrawell Non-parametric

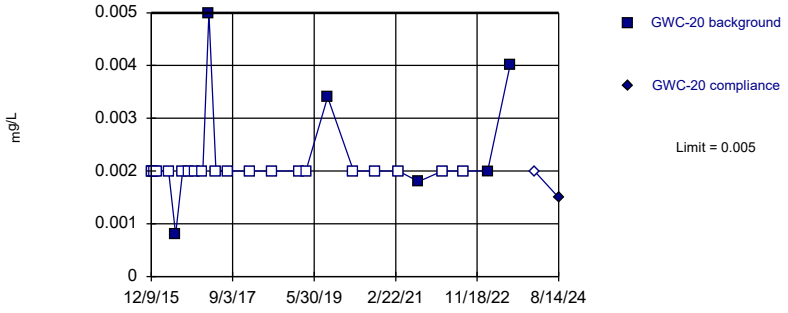

Non-parametric test used in lieu of parametric prediction limit because censored data exceeded 50%. Limit is highest of 26 background values. 76.92% NDs. Well-constituent pair annual alpha = 0.005327. Individual comparison alpha = 0.002667 (1 of 2).

Constituent: Chromium Analysis Run 9/30/2024 1:29 PM View: Appendix I - Intrawell
Plant McIntosh Client: Southern Company Data: McIntosh LF4 CCR

Sanitas™ v.10.0.22 Software licensed to Groundwater Stats Consulting. UG
Hollow symbols indicate censored values.

Within Limit

Prediction Limit

Intrawell Non-parametric

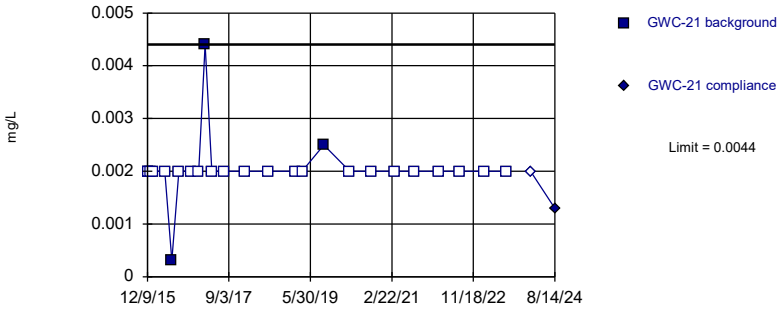

Non-parametric test used in lieu of parametric prediction limit because censored data exceeded 50%. Limit is highest of 25 background values. 88% NDs. Well-constituent pair annual alpha = 0.005656. Individual comparison alpha = 0.002832 (1 of 2).

Constituent: Chromium Analysis Run 9/30/2024 1:29 PM View: Appendix I - Intrawell
Plant McIntosh Client: Southern Company Data: McIntosh LF4 CCR

Sanitas™ v.10.0.22 Software licensed to Groundwater Stats Consulting. UG
Hollow symbols indicate censored values.

Within Limit

Prediction Limit

Intrawell Non-parametric

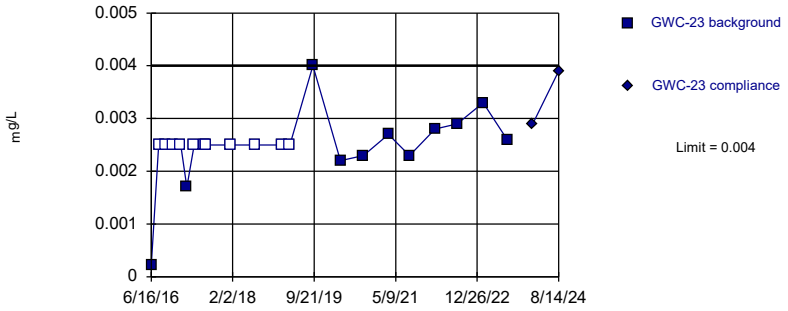

Non-parametric test used in lieu of parametric prediction limit because the Shapiro Wilk normality test showed the data to be non-normal at the 0.01 alpha level. Limit is highest of 22 background values. 50% NDs. Well-constituent pair annual alpha = 0.007401. Individual comparison alpha = 0.003707 (1 of 2).

Constituent: Chromium Analysis Run 9/30/2024 1:29 PM View: Appendix I - Intrawell
Plant McIntosh Client: Southern Company Data: McIntosh LF4 CCR

Sanitas™ v.10.0.22 Software licensed to Groundwater Stats Consulting. UG
Hollow symbols indicate censored values.

Within Limit

Prediction Limit

Intrawell Non-parametric

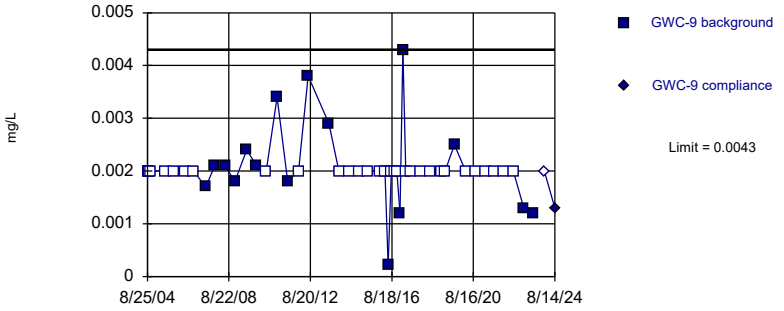

Non-parametric test used in lieu of parametric prediction limit because censored data exceeded 50%. Limit is highest of 47 background values. 65.96% NDs. Well-constituent pair annual alpha = 0.001748. Individual comparison alpha = 0.0008745 (1 of 2).

Constituent: Chromium Analysis Run 9/30/2024 1:30 PM View: Appendix I - Intrawell
Plant McIntosh Client: Southern Company Data: McIntosh LF4 CCR

Sanitas™ v.10.0.22 Software licensed to Groundwater Stats Consulting. UG
Hollow symbols indicate censored values.

Within Limit

Prediction Limit

Intrawell Non-parametric

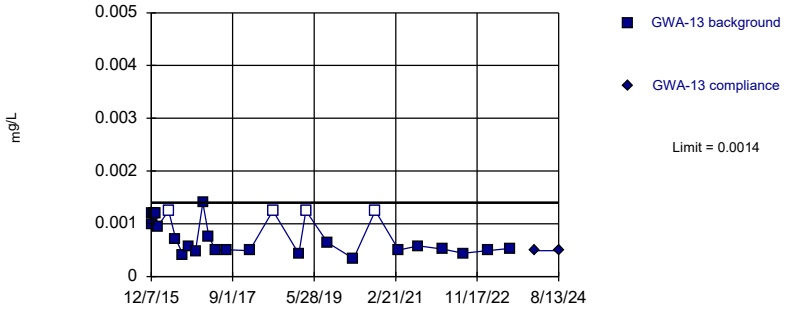

Non-parametric test used in lieu of parametric prediction limit because the Shapiro Wilk normality test showed the data to be non-normal at the 0.01 alpha level. Limit is highest of 27 background values. 14.81% NDs. Well-constituent pair annual alpha = 0.004998. Individual comparison alpha = 0.002502 (1 of 2).

Constituent: Cobalt Analysis Run 9/30/2024 1:30 PM View: Appendix I - Intrawell
Plant McIntosh Client: Southern Company Data: McIntosh LF4 CCR

Sanitas™ v.10.0.22 Software licensed to Groundwater Stats Consulting. UG
Hollow symbols indicate censored values.

Within Limit

Prediction Limit

Intrawell Non-parametric

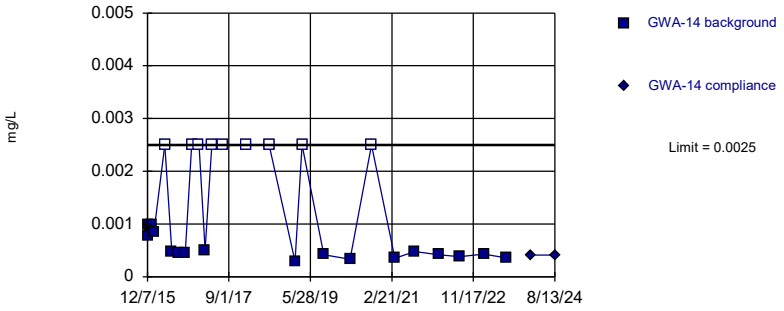

Non-parametric test used in lieu of parametric prediction limit because the Shapiro Wilk normality test showed the data to be non-normal at the 0.01 alpha level. Limit is highest of 27 background values. 33.33% NDs. Well-constituent pair annual alpha = 0.004998. Individual comparison alpha = 0.002502 (1 of 2).

Constituent: Cobalt Analysis Run 9/30/2024 1:30 PM View: Appendix I - Intrawell
Plant McIntosh Client: Southern Company Data: McIntosh LF4 CCR

Sanitas™ v.10.0.22 Software licensed to Groundwater Stats Consulting. UG
Hollow symbols indicate censored values.

Within Limit

Prediction Limit

Intrawell Non-parametric

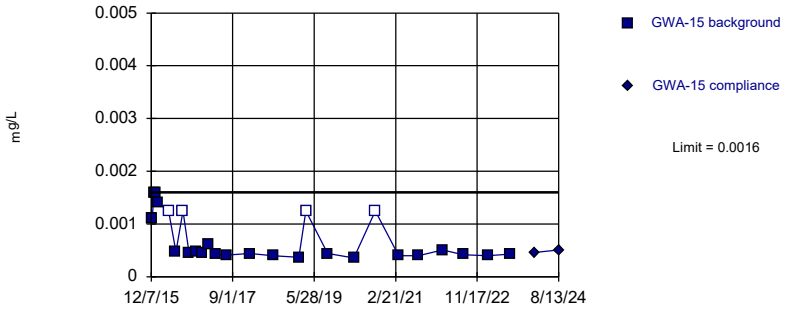

Non-parametric test used in lieu of parametric prediction limit because the Shapiro Wilk normality test showed the data to be non-normal at the 0.01 alpha level. Limit is highest of 27 background values. 14.81% NDs. Well-constituent pair annual alpha = 0.004998. Individual comparison alpha = 0.002502 (1 of 2).

Constituent: Cobalt Analysis Run 9/30/2024 1:30 PM View: Appendix I - Intrawell
Plant McIntosh Client: Southern Company Data: McIntosh LF4 CCR

Sanitas™ v.10.0.22 Software licensed to Groundwater Stats Consulting. UG
Hollow symbols indicate censored values.

Within Limit

Prediction Limit

Intrawell Non-parametric

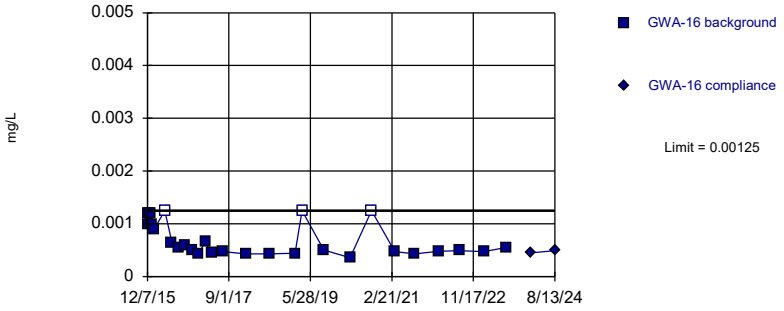

Non-parametric test used in lieu of parametric prediction limit because the Shapiro Wilk normality test showed the data to be non-normal at the 0.01 alpha level. Limit is highest of 27 background values. 11.11% NDs. Well-constituent pair annual alpha = 0.004998. Individual comparison alpha = 0.002502 (1 of 2).

Constituent: Cobalt Analysis Run 9/30/2024 1:30 PM View: Appendix I - Intrawell
Plant McIntosh Client: Southern Company Data: McIntosh LF4 CCR

Sanitas™ v.10.0.22 Software licensed to Groundwater Stats Consulting. UG
Hollow symbols indicate censored values.

Within Limit

Prediction Limit

Intrawell Non-parametric

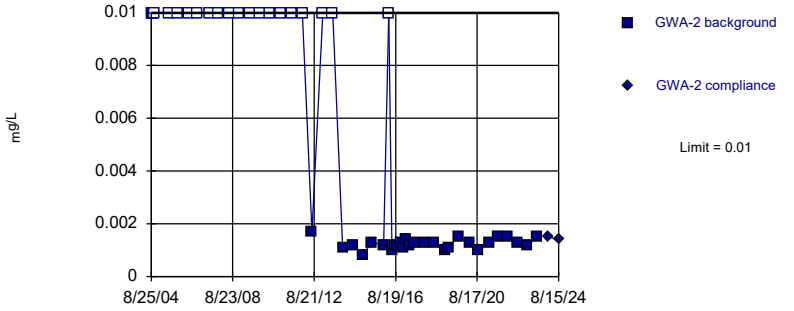

Non-parametric test used in lieu of parametric prediction limit because the Shapiro Wilk normality test showed the data to be non-normal at the 0.01 alpha level. Limit is highest of 48 background values. 43.75% NDs. Well-constituent pair annual alpha = 0.001667. Individual comparison alpha = 0.0008339 (1 of 2).

Constituent: Cobalt Analysis Run 9/30/2024 1:30 PM View: Appendix I - Intrawell
Plant McIntosh Client: Southern Company Data: McIntosh LF4 CCR

Sanitas™ v.10.0.22 Software licensed to Groundwater Stats Consulting. UG
Hollow symbols indicate censored values.

Within Limit

Prediction Limit

Intrawell Non-parametric

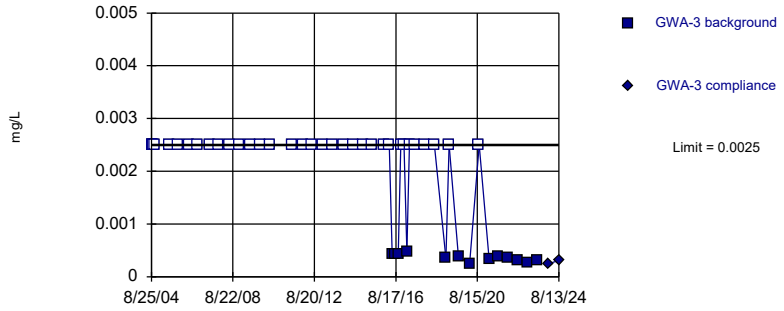

Non-parametric test used in lieu of parametric prediction limit because censored data exceeded 50%. Limit is highest of 47 background values. 72.34% NDs. Well-constituent pair annual alpha = 0.001748. Individual comparison alpha = 0.0008745 (1 of 2).

Constituent: Cobalt Analysis Run 9/30/2024 1:30 PM View: Appendix I - Intrawell
Plant McIntosh Client: Southern Company Data: McIntosh LF4 CCR

Sanitas™ v.10.0.22 Software licensed to Groundwater Stats Consulting. UG
Hollow symbols indicate censored values.

Within Limit

Prediction Limit

Intrawell Non-parametric

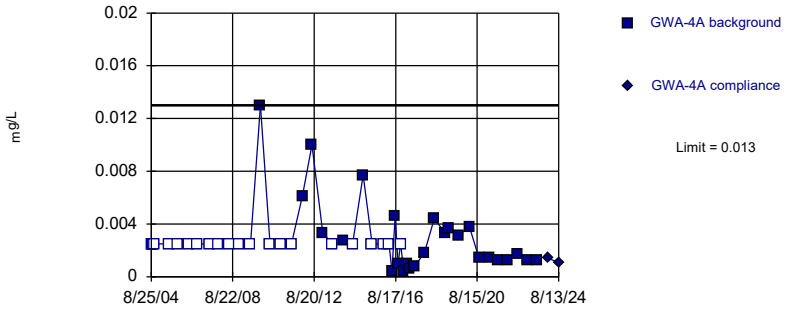

Non-parametric test used in lieu of parametric prediction limit because the Shapiro Wilk normality test showed the data to be non-normal at the 0.01 alpha level. Limit is highest of 48 background values. 45.83% NDs. Well-constituent pair annual alpha = 0.001667. Individual comparison alpha = 0.0008339 (1 of 2).

Constituent: Cobalt Analysis Run 9/30/2024 1:30 PM View: Appendix I - Intrawell
Plant McIntosh Client: Southern Company Data: McIntosh LF4 CCR

Sanitas™ v.10.0.22 Software licensed to Groundwater Stats Consulting. UG
Hollow symbols indicate censored values.

Within Limit

Prediction Limit

Intrawell Non-parametric

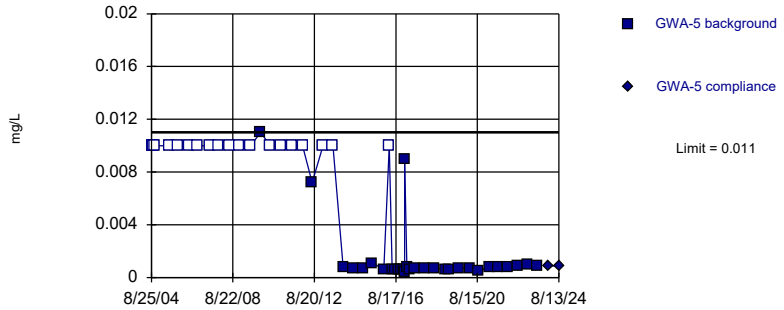

Non-parametric test used in lieu of parametric prediction limit because the Shapiro Francia normality test showed the data to be non-normal at the 0.01 alpha level. Limit is highest of 50 background values. 40% NDs. Well-constituent pair annual alpha = 0.001505. Individual comparison alpha = 0.0007528 (1 of 2).

Constituent: Cobalt Analysis Run 9/30/2024 1:30 PM View: Appendix I - Intrawell
Plant McIntosh Client: Southern Company Data: McIntosh LF4 CCR

Sanitas™ v.10.0.22 Software licensed to Groundwater Stats Consulting. UG
Hollow symbols indicate censored values.

Within Limit

Prediction Limit

Intrawell Non-parametric

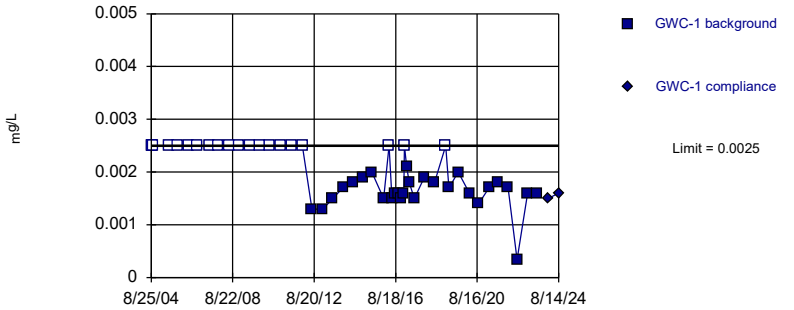

Non-parametric test used in lieu of parametric prediction limit because the Shapiro Wilk normality test showed the data to be non-normal at the 0.01 alpha level. Limit is highest of 48 background values. 41.67% NDs. Well-constituent pair annual alpha = 0.001667. Individual comparison alpha = 0.0008339 (1 of 2).

Constituent: Cobalt Analysis Run 9/30/2024 1:30 PM View: Appendix I - Intrawell
Plant McIntosh Client: Southern Company Data: McIntosh LF4 CCR

Sanitas™ v.10.0.22 Software licensed to Groundwater Stats Consulting. UG
Hollow symbols indicate censored values.

Within Limit

Prediction Limit

Intrawell Non-parametric

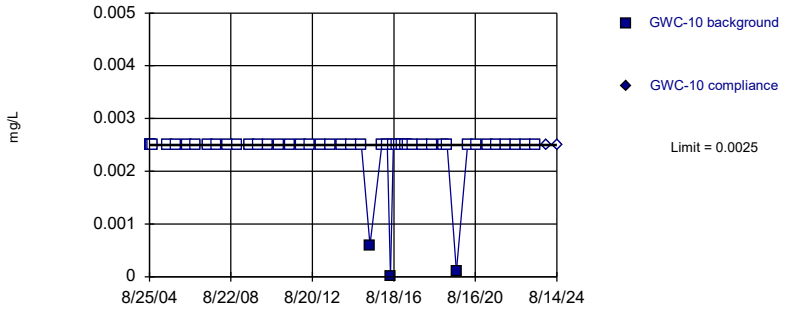

Non-parametric test used in lieu of parametric prediction limit because censored data exceeded 50%. Limit is highest of 48 background values. 93.75% NDs. Well-constituent pair annual alpha = 0.001667. Individual comparison alpha = 0.0008339 (1 of 2).

Constituent: Cobalt Analysis Run 9/30/2024 1:30 PM View: Appendix I - Intrawell
Plant McIntosh Client: Southern Company Data: McIntosh LF4 CCR

Sanitas™ v.10.0.22 Software licensed to Groundwater Stats Consulting. UG
Hollow symbols indicate censored values.

Within Limit

Prediction Limit

Intrawell Non-parametric

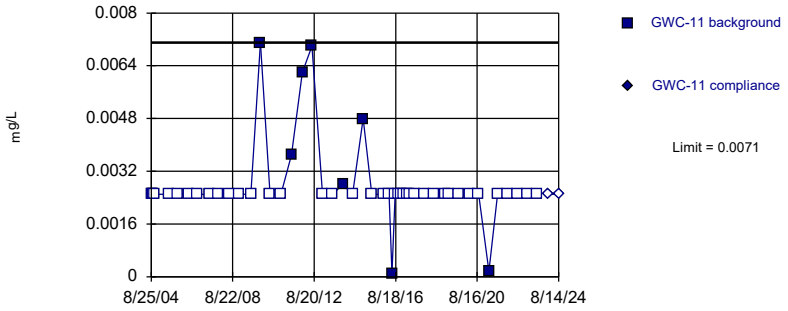

Non-parametric test used in lieu of parametric prediction limit because censored data exceeded 50%. Limit is highest of 48 background values. 83.33% NDs. Well-constituent pair annual alpha = 0.001667. Individual comparison alpha = 0.0008339 (1 of 2).

Constituent: Cobalt Analysis Run 9/30/2024 1:30 PM View: Appendix I - Intrawell
Plant McIntosh Client: Southern Company Data: McIntosh LF4 CCR

Sanitas™ v.10.0.22 Software licensed to Groundwater Stats Consulting. UG
Hollow symbols indicate censored values.

Within Limit

Prediction Limit

Intrawell Non-parametric

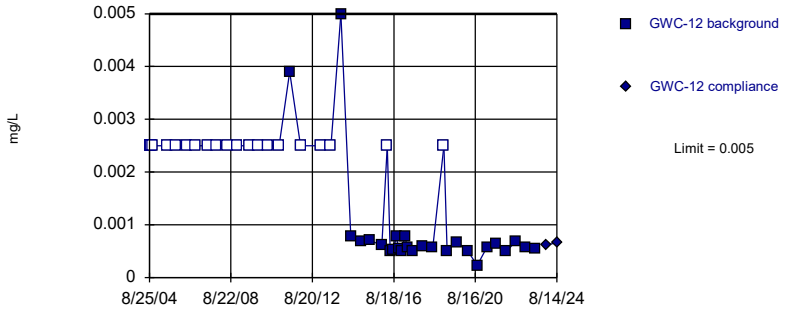

Non-parametric test used in lieu of parametric prediction limit because the Shapiro Wilk normality test showed the data to be non-normal at the 0.01 alpha level. Limit is highest of 47 background values. 44.68% NDs. Well-constituent pair annual alpha = 0.001748. Individual comparison alpha = 0.0008745 (1 of 2).

Constituent: Cobalt Analysis Run 9/30/2024 1:30 PM View: Appendix I - Intrawell
Plant McIntosh Client: Southern Company Data: McIntosh LF4 CCR

Sanitas™ v.10.0.22 Software licensed to Groundwater Stats Consulting. UG
Hollow symbols indicate censored values.

Within Limit

Prediction Limit

Intrawell Non-parametric

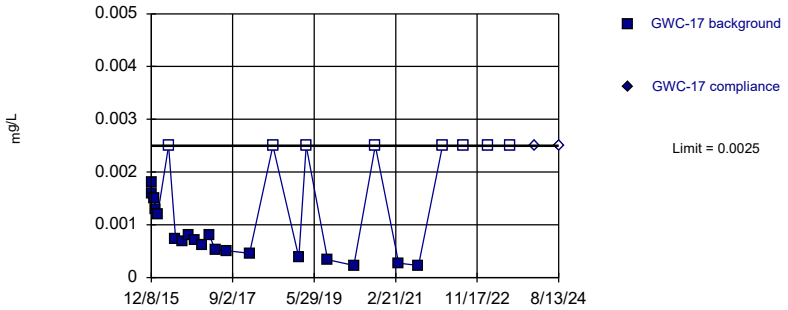

Non-parametric test used in lieu of parametric prediction limit because the Shapiro Wilk normality test showed the data to be non-normal at the 0.01 alpha level. Limit is highest of 27 background values. 29.63% NDs. Well-constituent pair annual alpha = 0.004998. Individual comparison alpha = 0.002502 (1 of 2).

Constituent: Cobalt Analysis Run 9/30/2024 1:30 PM View: Appendix I - Intrawell
Plant McIntosh Client: Southern Company Data: McIntosh LF4 CCR

Sanitas™ v.10.0.22 Software licensed to Groundwater Stats Consulting. UG
Hollow symbols indicate censored values.

Within Limit

Prediction Limit

Intrawell Non-parametric

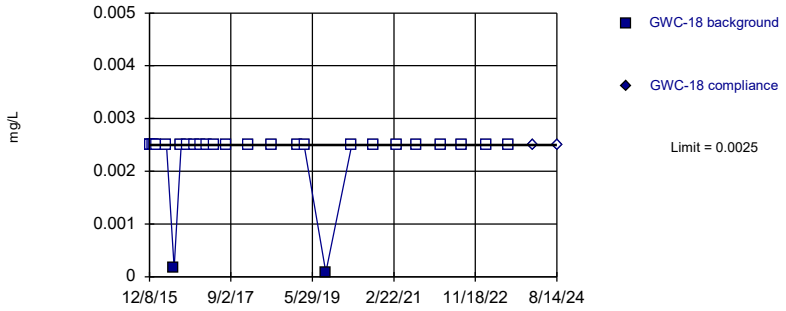

Non-parametric test used in lieu of parametric prediction limit because censored data exceeded 50%. Limit is highest of 27 background values. 92.59% NDs. Well-constituent pair annual alpha = 0.004998. Individual comparison alpha = 0.002502 (1 of 2).

Constituent: Cobalt Analysis Run 9/30/2024 1:30 PM View: Appendix I - Intrawell
Plant McIntosh Client: Southern Company Data: McIntosh LF4 CCR

Sanitas™ v.10.0.22 Software licensed to Groundwater Stats Consulting. UG
Hollow symbols indicate censored values.

Within Limit

Prediction Limit

Intrawell Non-parametric

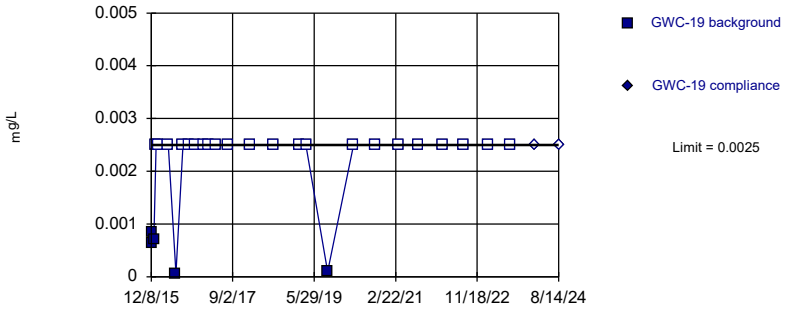

Non-parametric test used in lieu of parametric prediction limit because censored data exceeded 50%. Limit is highest of 27 background values. 81.48% NDs. Well-constituent pair annual alpha = 0.004998. Individual comparison alpha = 0.002502 (1 of 2).

Constituent: Cobalt Analysis Run 9/30/2024 1:30 PM View: Appendix I - Intrawell
Plant McIntosh Client: Southern Company Data: McIntosh LF4 CCR

Sanitas™ v.10.0.22 Software licensed to Groundwater Stats Consulting. UG

Within Limit

Prediction Limit

Intrawell Parametric

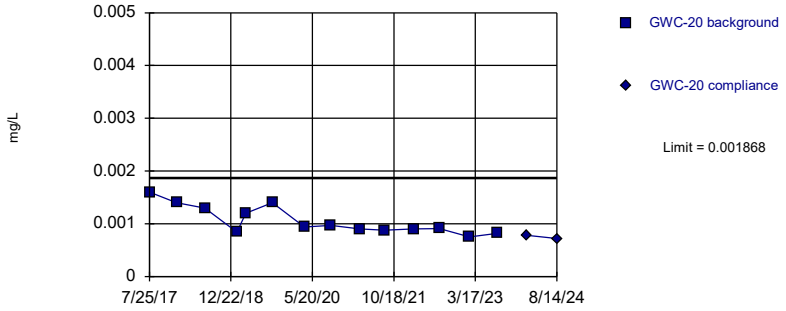

Background Data Summary (based on square root transformation): Mean=0.0323, Std. Dev.=0.00398, n=14. Normality test: Shapiro Wilk @alpha = 0.05, calculated = 0.8764, critical = 0.874. Kappa = 2.744 (c=15, w=9, 1 of 2, event alpha = 0.05132). Report alpha = 0.0003901.

Constituent: Cobalt Analysis Run 9/30/2024 1:30 PM View: Appendix I - Intrawell
Plant McIntosh Client: Southern Company Data: McIntosh LF4 CCR

Sanitas™ v.10.0.22 Software licensed to Groundwater Stats Consulting. UG
Hollow symbols indicate censored values.

Within Limit

Prediction Limit

Intrawell Parametric

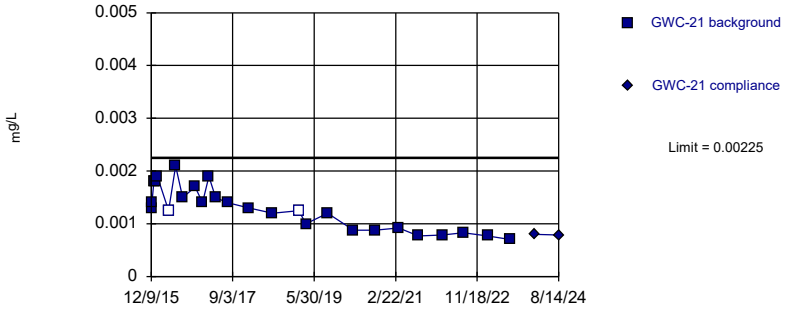

Background Data Summary: Mean=0.001286, Std. Dev.=0.0004069, n=26, 7.692% NDs. Normality test: Shapiro Wilk @alpha = 0.01, calculated = 0.9424, critical = 0.891. Kappa = 2.368 (c=15, w=9, 1 of 2, event alpha = 0.05132). Report alpha = 0.0003901.

Constituent: Cobalt Analysis Run 9/30/2024 1:30 PM View: Appendix I - Intrawell
Plant McIntosh Client: Southern Company Data: McIntosh LF4 CCR

Sanitas™ v.10.0.22 Software licensed to Groundwater Stats Consulting. UG

Within Limit

Prediction Limit

Intrawell Parametric

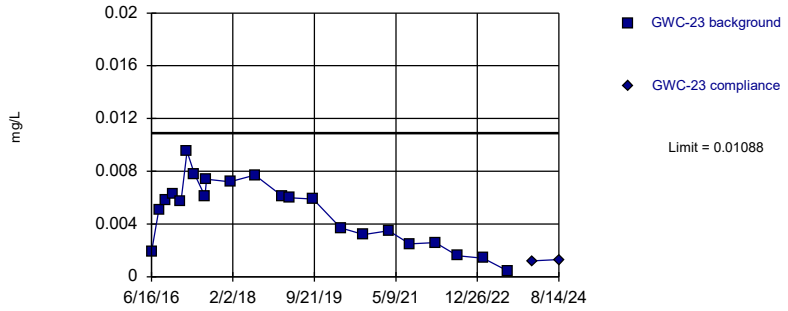

Background Data Summary: Mean=0.004884, Std. Dev.=0.002457, n=22. Normality test: Shapiro Wilk @alpha = 0.01, calculated = 0.9565, critical = 0.878. Kappa = 2.441 (c=15, w=9, 1 of 2, event alpha = 0.05132). Report alpha = 0.0003901.

Constituent: Cobalt Analysis Run 9/30/2024 1:30 PM View: Appendix I - Intrawell
Plant McIntosh Client: Southern Company Data: McIntosh LF4 CCR

Sanitas™ v.10.0.22 Software licensed to Groundwater Stats Consulting. UG
Hollow symbols indicate censored values.

Within Limit

Prediction Limit

Intrawell Non-parametric

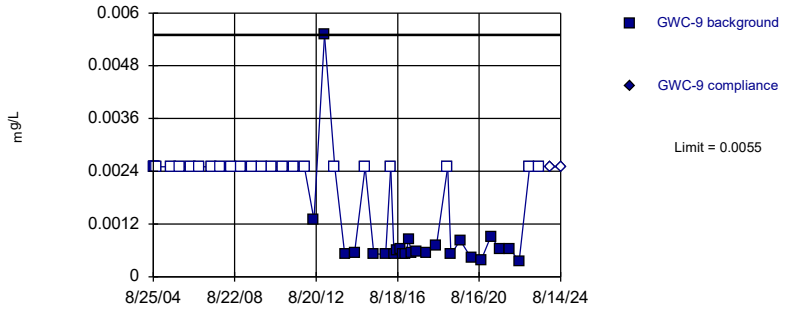

Non-parametric test used in lieu of parametric prediction limit because the Shapiro Wilk normality test showed the data to be non-normal at the 0.01 alpha level. Limit is highest of 48 background values. 50% NDs. Well-constituent pair annual alpha = 0.001667. Individual comparison alpha = 0.0008339 (1 of 2).

Constituent: Cobalt Analysis Run 9/30/2024 1:30 PM View: Appendix I - Intrawell
Plant McIntosh Client: Southern Company Data: McIntosh LF4 CCR

Sanitas™ v.10.0.22 Software licensed to Groundwater Stats Consulting. UG
Hollow symbols indicate censored values.

Within Limit

Prediction Limit

Intrawell Non-parametric

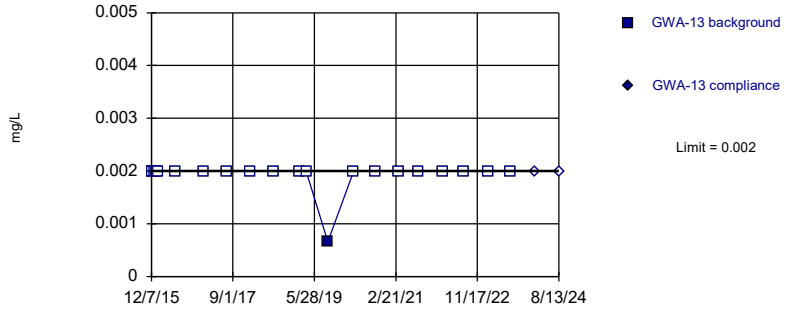

Non-parametric test used in lieu of parametric prediction limit because censored data exceeded 50%. Limit is highest of 21 background values. 95.24% NDs. Well-constituent pair annual alpha = 0.007982. Individual comparison alpha = 0.003999 (1 of 2).

Constituent: Copper Analysis Run 9/30/2024 1:30 PM View: Appendix I - Intrawell
Plant McIntosh Client: Southern Company Data: McIntosh LF4 CCR

Sanitas™ v.10.0.22 Software licensed to Groundwater Stats Consulting. UG
Hollow symbols indicate censored values.

Within Limit

Prediction Limit

Intrawell Non-parametric

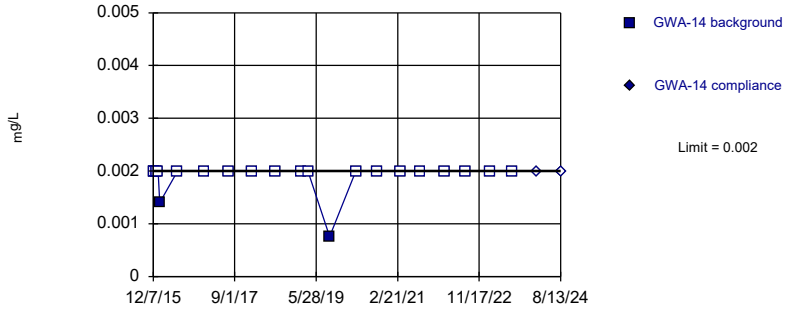

Non-parametric test used in lieu of parametric prediction limit because censored data exceeded 50%. Limit is highest of 21 background values. 90.48% NDs. Well-constituent pair annual alpha = 0.007982. Individual comparison alpha = 0.003999 (1 of 2).

Constituent: Copper Analysis Run 9/30/2024 1:30 PM View: Appendix I - Intrawell
Plant McIntosh Client: Southern Company Data: McIntosh LF4 CCR

Sanitas™ v.10.0.22 Software licensed to Groundwater Stats Consulting. UG
Hollow symbols indicate censored values.

Within Limit

Prediction Limit

Intrawell Non-parametric

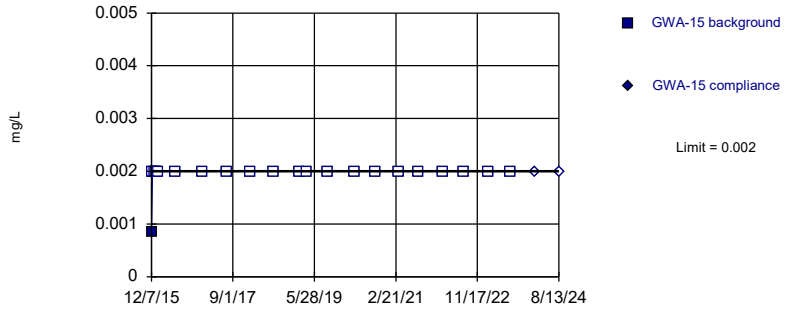

Non-parametric test used in lieu of parametric prediction limit because censored data exceeded 50%. Limit is highest of 21 background values. 95.24% NDs. Well-constituent pair annual alpha = 0.007982. Individual comparison alpha = 0.003999 (1 of 2).

Constituent: Copper Analysis Run 9/30/2024 1:30 PM View: Appendix I - Intrawell
Plant McIntosh Client: Southern Company Data: McIntosh LF4 CCR

Sanitas™ v.10.0.22 Software licensed to Groundwater Stats Consulting. UG
Hollow symbols indicate censored values.

Within Limit

Prediction Limit

Intrawell Non-parametric

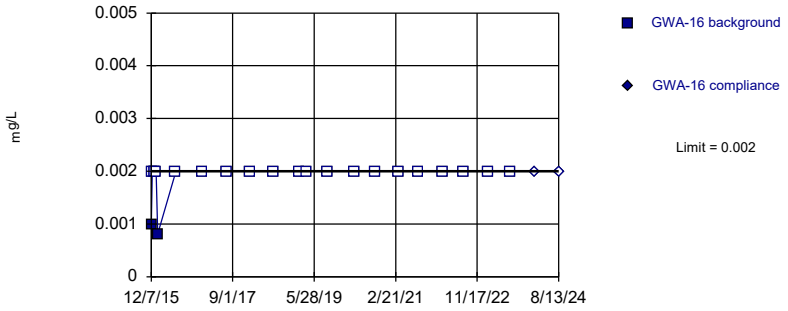

Non-parametric test used in lieu of parametric prediction limit because censored data exceeded 50%. Limit is highest of 21 background values. 90.48% NDs. Well-constituent pair annual alpha = 0.007982. Individual comparison alpha = 0.003999 (1 of 2).

Constituent: Copper Analysis Run 9/30/2024 1:30 PM View: Appendix I - Intrawell
Plant McIntosh Client: Southern Company Data: McIntosh LF4 CCR

Sanitas™ v.10.0.22 Software licensed to Groundwater Stats Consulting. UG
Hollow symbols indicate censored values.

Within Limit

Prediction Limit

Intrawell Non-parametric

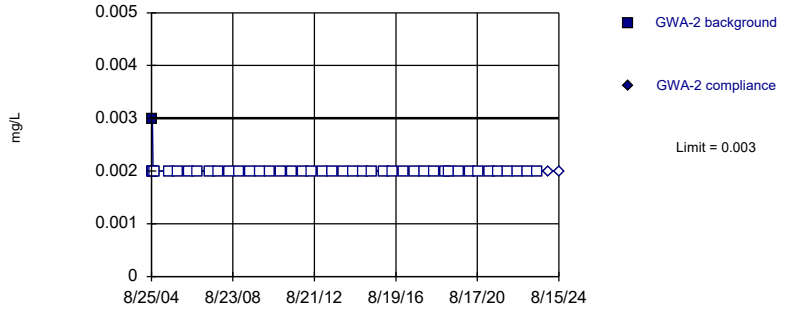

Non-parametric test used in lieu of parametric prediction limit because censored data exceeded 50%. Limit is highest of 42 background values. 97.62% NDs. Well-constituent pair annual alpha = 0.002154. Individual comparison alpha = 0.001077 (1 of 2).

Constituent: Copper Analysis Run 9/30/2024 1:30 PM View: Appendix I - Intrawell
Plant McIntosh Client: Southern Company Data: McIntosh LF4 CCR

Sanitas™ v.10.0.22 Software licensed to Groundwater Stats Consulting. UG
Hollow symbols indicate censored values.

Within Limit

Prediction Limit

Intrawell Non-parametric

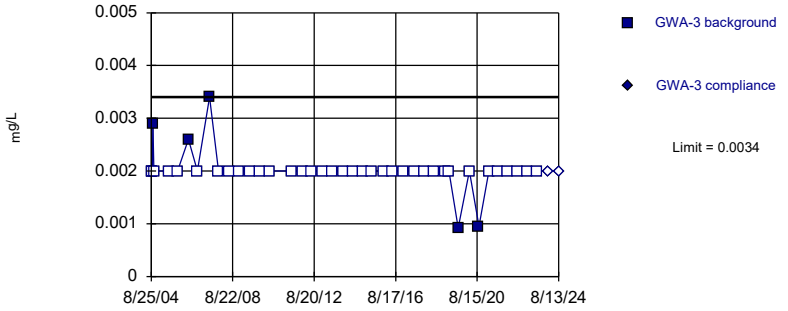

Non-parametric test used in lieu of parametric prediction limit because censored data exceeded 50%. Limit is highest of 41 background values. 87.8% NDs. Well-constituent pair annual alpha = 0.002235. Individual comparison alpha = 0.001118 (1 of 2).

Constituent: Copper Analysis Run 9/30/2024 1:30 PM View: Appendix I - Intrawell
Plant McIntosh Client: Southern Company Data: McIntosh LF4 CCR

Sanitas™ v.10.0.22 Software licensed to Groundwater Stats Consulting. UG
Hollow symbols indicate censored values.

Within Limit

Prediction Limit

Intrawell Non-parametric

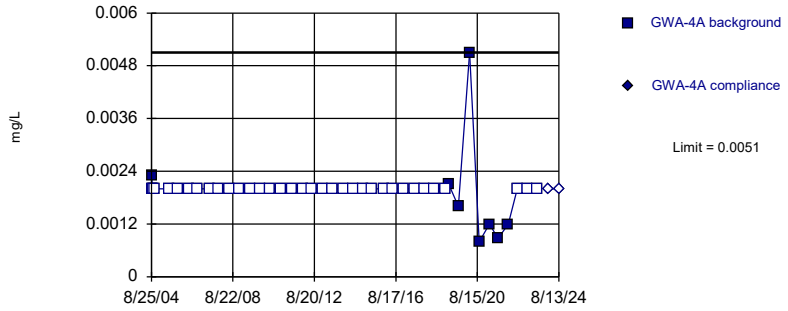

Non-parametric test used in lieu of parametric prediction limit because censored data exceeded 50%. Limit is highest of 42 background values. 80.95% NDs. Well-constituent pair annual alpha = 0.002154. Individual comparison alpha = 0.001077 (1 of 2).

Constituent: Copper Analysis Run 9/30/2024 1:30 PM View: Appendix I - Intrawell
Plant McIntosh Client: Southern Company Data: McIntosh LF4 CCR

Sanitas™ v.10.0.22 Software licensed to Groundwater Stats Consulting. UG
Hollow symbols indicate censored values.

Within Limit

Prediction Limit

Intrawell Non-parametric

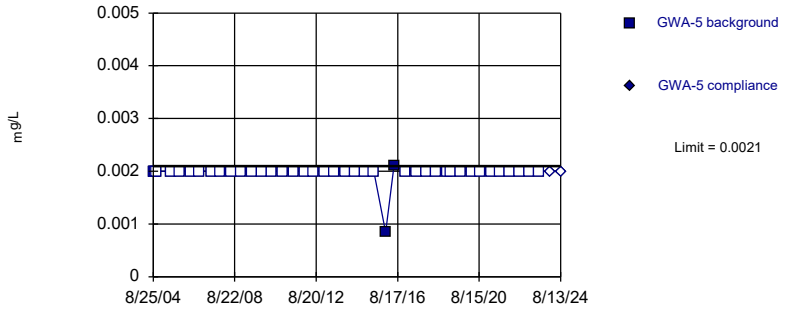

Non-parametric test used in lieu of parametric prediction limit because censored data exceeded 50%. Limit is highest of 42 background values. 95.24% NDs. Well-constituent pair annual alpha = 0.002154. Individual comparison alpha = 0.001077 (1 of 2).

Constituent: Copper Analysis Run 9/30/2024 1:30 PM View: Appendix I - Intrawell
Plant McIntosh Client: Southern Company Data: McIntosh LF4 CCR

Sanitas™ v.10.0.22 Software licensed to Groundwater Stats Consulting. UG
Hollow symbols indicate censored values.

Within Limit

Prediction Limit

Intrawell Non-parametric

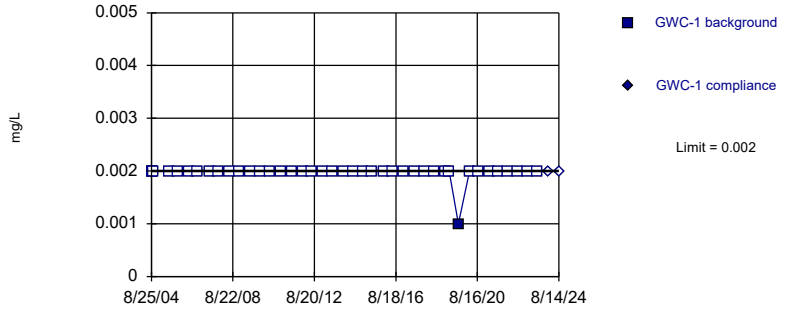

Non-parametric test used in lieu of parametric prediction limit because censored data exceeded 50%. Limit is highest of 41 background values. 97.56% NDs. Well-constituent pair annual alpha = 0.002235. Individual comparison alpha = 0.001118 (1 of 2).

Constituent: Copper Analysis Run 9/30/2024 1:30 PM View: Appendix I - Intrawell
Plant McIntosh Client: Southern Company Data: McIntosh LF4 CCR

Sanitas™ v.10.0.22 Software licensed to Groundwater Stats Consulting. UG
Hollow symbols indicate censored values.

Within Limit

Prediction Limit

Intrawell Non-parametric

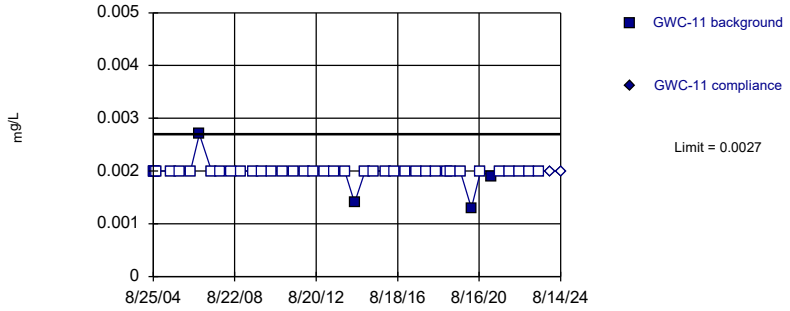

Non-parametric test used in lieu of parametric prediction limit because censored data exceeded 50%. Limit is highest of 42 background values. 90.48% NDs. Well-constituent pair annual alpha = 0.002154. Individual comparison alpha = 0.001077 (1 of 2).

Constituent: Copper Analysis Run 9/30/2024 1:30 PM View: Appendix I - Intrawell
Plant McIntosh Client: Southern Company Data: McIntosh LF4 CCR

Sanitas™ v.10.0.22 Software licensed to Groundwater Stats Consulting. UG
Hollow symbols indicate censored values.

Within Limit

Prediction Limit

Intrawell Non-parametric

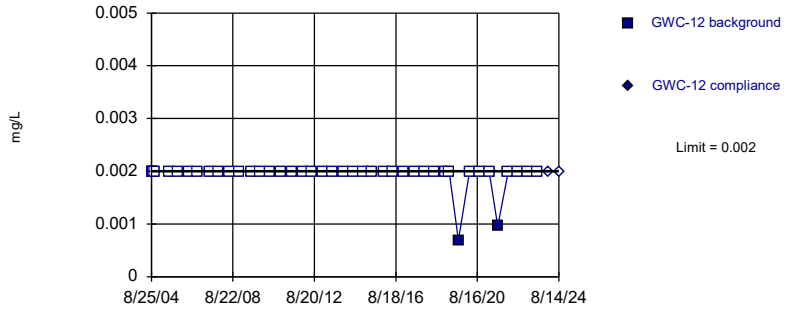

Non-parametric test used in lieu of parametric prediction limit because censored data exceeded 50%. Limit is highest of 42 background values. 95.24% NDs. Well-constituent pair annual alpha = 0.002154. Individual comparison alpha = 0.001077 (1 of 2).

Constituent: Copper Analysis Run 9/30/2024 1:30 PM View: Appendix I - Intrawell
Plant McIntosh Client: Southern Company Data: McIntosh LF4 CCR

Sanitas™ v.10.0.22 Software licensed to Groundwater Stats Consulting. UG
Hollow symbols indicate censored values.

Within Limit

Prediction Limit

Intrawell Non-parametric

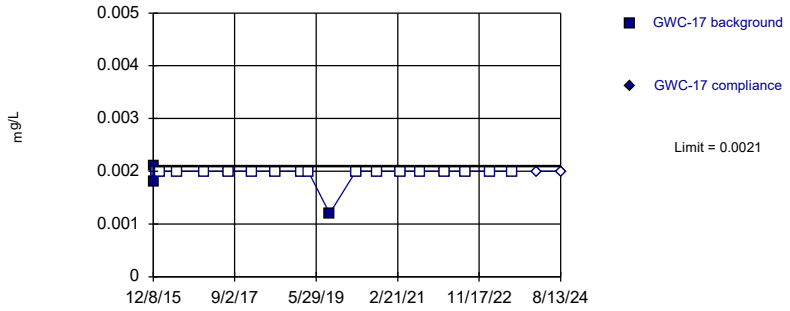

Non-parametric test used in lieu of parametric prediction limit because censored data exceeded 50%. Limit is highest of 21 background values. 85.71% NDs. Well-constituent pair annual alpha = 0.007982. Individual comparison alpha = 0.003999 (1 of 2).

Constituent: Copper Analysis Run 9/30/2024 1:30 PM View: Appendix I - Intrawell
Plant McIntosh Client: Southern Company Data: McIntosh LF4 CCR

Sanitas™ v.10.0.22 Software licensed to Groundwater Stats Consulting. UG
Hollow symbols indicate censored values.

Within Limit

Prediction Limit

Intrawell Non-parametric

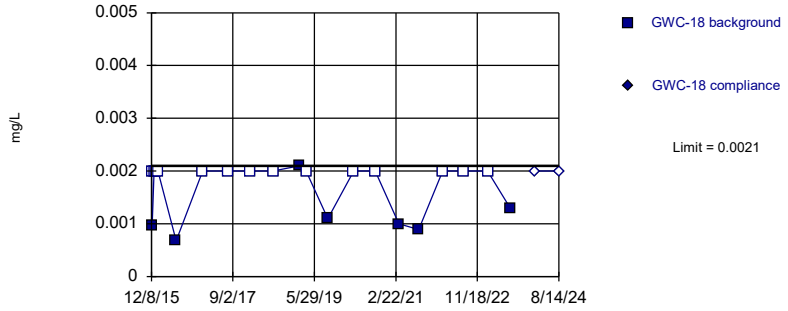

Non-parametric test used in lieu of parametric prediction limit because censored data exceeded 50%. Limit is highest of 21 background values. 66.67% NDs. Well-constituent pair annual alpha = 0.007982. Individual comparison alpha = 0.003999 (1 of 2).

Constituent: Copper Analysis Run 9/30/2024 1:30 PM View: Appendix I - Intrawell
Plant McIntosh Client: Southern Company Data: McIntosh LF4 CCR

Sanitas™ v.10.0.22 Software licensed to Groundwater Stats Consulting. UG
Hollow symbols indicate censored values.

Within Limit

Prediction Limit

Intrawell Non-parametric

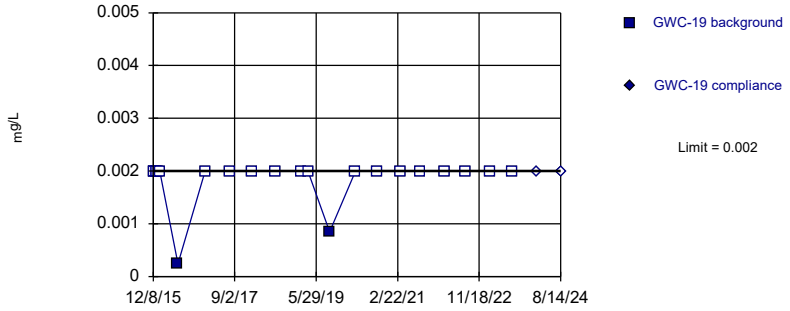

Non-parametric test used in lieu of parametric prediction limit because censored data exceeded 50%. Limit is highest of 21 background values. 90.48% NDs. Well-constituent pair annual alpha = 0.007982. Individual comparison alpha = 0.003999 (1 of 2).

Constituent: Copper Analysis Run 9/30/2024 1:30 PM View: Appendix I - Intrawell
Plant McIntosh Client: Southern Company Data: McIntosh LF4 CCR

Sanitas™ v.10.0.22 Software licensed to Groundwater Stats Consulting. UG
Hollow symbols indicate censored values.

Within Limit

Prediction Limit

Intrawell Non-parametric

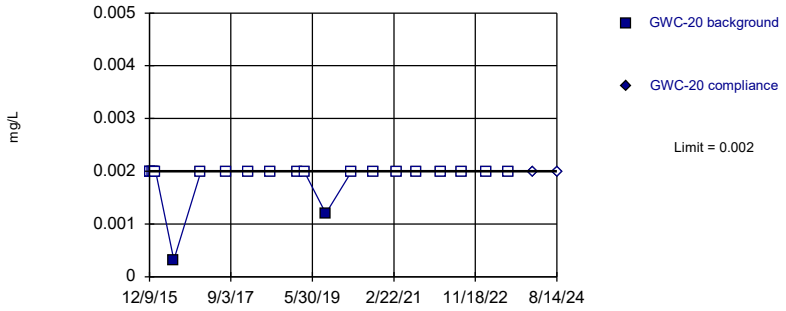

Non-parametric test used in lieu of parametric prediction limit because censored data exceeded 50%. Limit is highest of 21 background values. 90.48% NDs. Well-constituent pair annual alpha = 0.007982. Individual comparison alpha = 0.003999 (1 of 2).

Constituent: Copper Analysis Run 9/30/2024 1:30 PM View: Appendix I - Intrawell
Plant McIntosh Client: Southern Company Data: McIntosh LF4 CCR

Sanitas™ v.10.0.22 Software licensed to Groundwater Stats Consulting. UG
Hollow symbols indicate censored values.

Within Limit

Prediction Limit

Intrawell Non-parametric

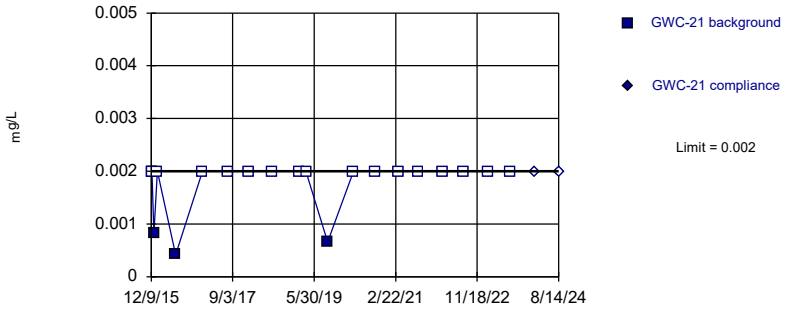

Non-parametric test used in lieu of parametric prediction limit because censored data exceeded 50%. Limit is highest of 20 background values. 85% NDs. Well-constituent pair annual alpha = 0.008564. Individual comparison alpha = 0.004291 (1 of 2).

Constituent: Copper Analysis Run 9/30/2024 1:30 PM View: Appendix I - Intrawell
Plant McIntosh Client: Southern Company Data: McIntosh LF4 CCR

Sanitas™ v.10.0.22 Software licensed to Groundwater Stats Consulting. UG
Hollow symbols indicate censored values.

Within Limit

Prediction Limit

Intrawell Non-parametric

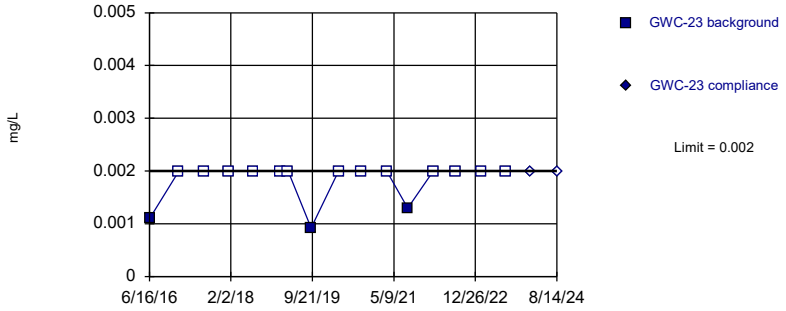

Non-parametric test used in lieu of parametric prediction limit because censored data exceeded 50%. Limit is highest of 16 background values. 81.25% NDs. Well-constituent pair annual alpha = 0.01287. Individual comparison alpha = 0.006456 (1 of 2).

Constituent: Copper Analysis Run 9/30/2024 1:30 PM View: Appendix I - Intrawell
Plant McIntosh Client: Southern Company Data: McIntosh LF4 CCR

Sanitas™ v.10.0.22 Software licensed to Groundwater Stats Consulting. UG
Hollow symbols indicate censored values.

Within Limit

Prediction Limit

Intrawell Non-parametric

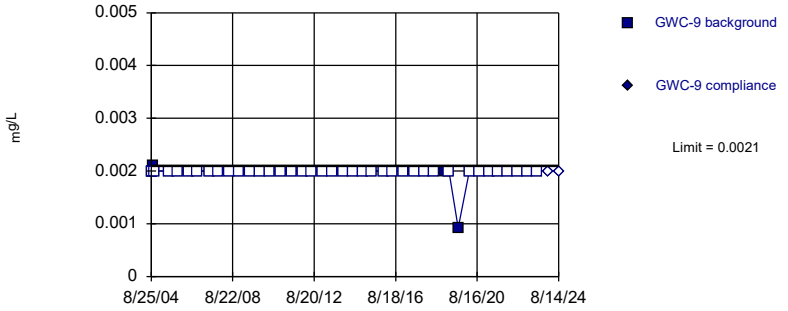

Non-parametric test used in lieu of parametric prediction limit because censored data exceeded 50%. Limit is highest of 42 background values. 92.86% NDs. Well-constituent pair annual alpha = 0.002154. Individual comparison alpha = 0.001077 (1 of 2).

Constituent: Copper Analysis Run 9/30/2024 1:30 PM View: Appendix I - Intrawell
Plant McIntosh Client: Southern Company Data: McIntosh LF4 CCR

Sanitas™ v.10.0.22 Software licensed to Groundwater Stats Consulting. UG
Hollow symbols indicate censored values.
Within Limit

Prediction Limit

Intrawell Non-parametric

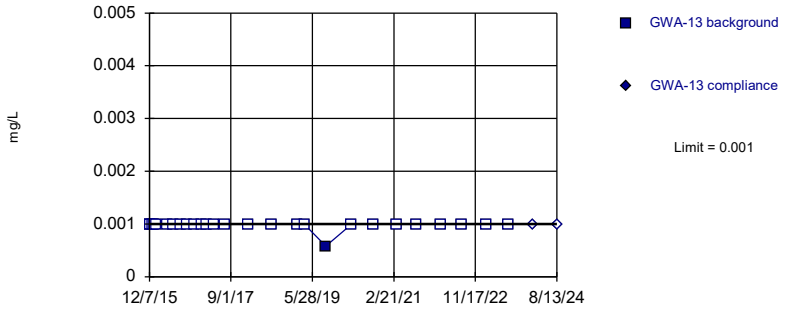

Non-parametric test used in lieu of parametric prediction limit because censored data exceeded 50%. Limit is highest of 27 background values. 96.3% NDs. Well-constituent pair annual alpha = 0.004998. Individual comparison alpha = 0.002502 (1 of 2).

Constituent: Lead Analysis Run 9/30/2024 1:30 PM View: Appendix I - Intrawell
Plant McIntosh Client: Southern Company Data: McIntosh LF4 CCR

Sanitas™ v.10.0.22 Software licensed to Groundwater Stats Consulting. UG
Hollow symbols indicate censored values.
Within Limit

Prediction Limit

Intrawell Non-parametric

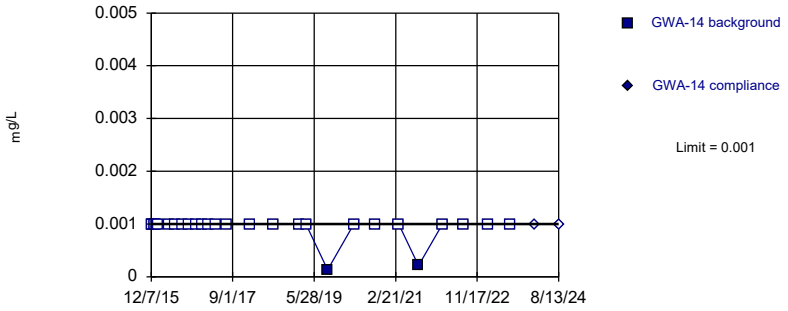

Non-parametric test used in lieu of parametric prediction limit because censored data exceeded 50%. Limit is highest of 27 background values. 92.59% NDs. Well-constituent pair annual alpha = 0.004998. Individual comparison alpha = 0.002502 (1 of 2).

Constituent: Lead Analysis Run 9/30/2024 1:30 PM View: Appendix I - Intrawell
Plant McIntosh Client: Southern Company Data: McIntosh LF4 CCR

Sanitas™ v.10.0.22 Software licensed to Groundwater Stats Consulting. UG
Hollow symbols indicate censored values.
Within Limit

Prediction Limit

Intrawell Non-parametric

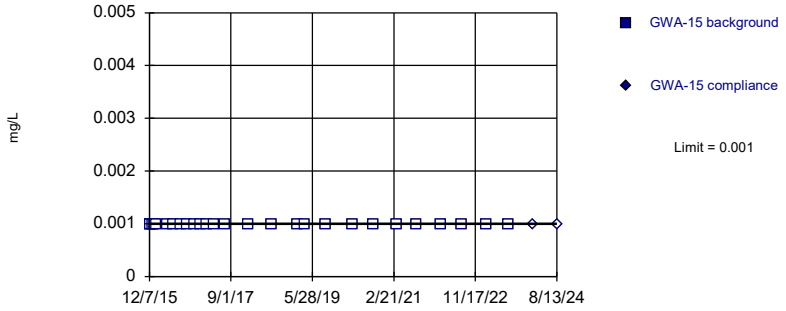

Non-parametric test used in lieu of parametric prediction limit because censored data exceeded 50%. All background values (n = 27) were censored; limit is most recent reporting limit. Well-constituent pair annual alpha = 0.004998. Individual comparison alpha = 0.002502 (1 of 2).

Constituent: Lead Analysis Run 9/30/2024 1:30 PM View: Appendix I - Intrawell
Plant McIntosh Client: Southern Company Data: McIntosh LF4 CCR

Sanitas™ v.10.0.22 Software licensed to Groundwater Stats Consulting. UG
Hollow symbols indicate censored values.
Within Limit

Prediction Limit

Intrawell Non-parametric

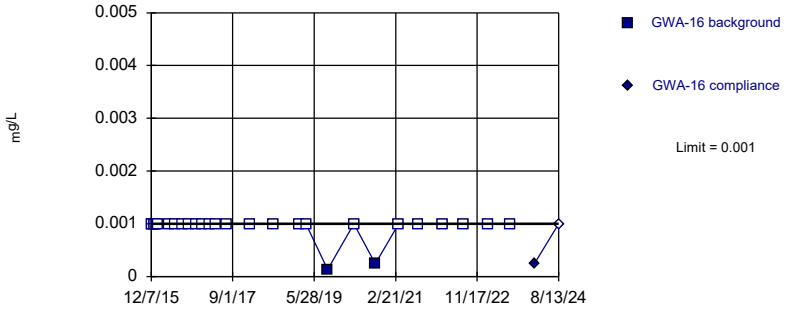

Non-parametric test used in lieu of parametric prediction limit because censored data exceeded 50%. Limit is highest of 27 background values. 92.59% NDs. Well-constituent pair annual alpha = 0.004998. Individual comparison alpha = 0.002502 (1 of 2).

Constituent: Lead Analysis Run 9/30/2024 1:30 PM View: Appendix I - Intrawell
Plant McIntosh Client: Southern Company Data: McIntosh LF4 CCR

Sanitas™ v.10.0.22 Software licensed to Groundwater Stats Consulting. UG
Hollow symbols indicate censored values.

Within Limit

Prediction Limit

Intrawell Non-parametric

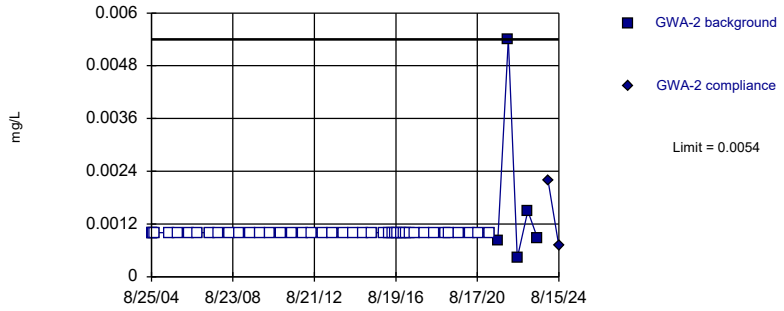

Non-parametric test used in lieu of parametric prediction limit because censored data exceeded 50%. Limit is highest of 48 background values. 89.58% NDs. Well-constituent pair annual alpha = 0.001667. Individual comparison alpha = 0.0008339 (1 of 2).

Constituent: Lead Analysis Run 9/30/2024 1:30 PM View: Appendix I - Intrawell
Plant McIntosh Client: Southern Company Data: McIntosh LF4 CCR

Sanitas™ v.10.0.22 Software licensed to Groundwater Stats Consulting. UG
Hollow symbols indicate censored values.

Within Limit

Prediction Limit

Intrawell Non-parametric

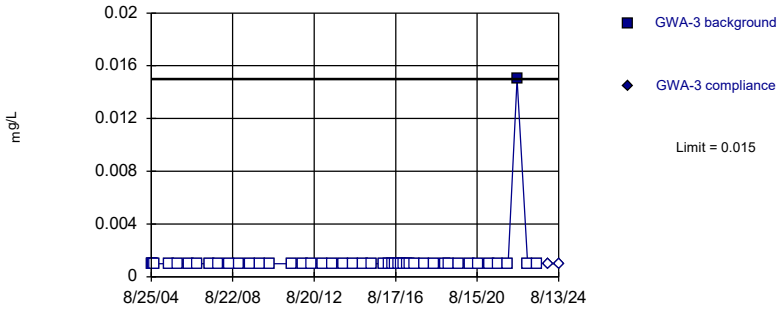

Non-parametric test used in lieu of parametric prediction limit because censored data exceeded 50%. Limit is highest of 47 background values. 97.87% NDs. Well-constituent pair annual alpha = 0.001748. Individual comparison alpha = 0.0008745 (1 of 2).

Constituent: Lead Analysis Run 9/30/2024 1:30 PM View: Appendix I - Intrawell
Plant McIntosh Client: Southern Company Data: McIntosh LF4 CCR

Sanitas™ v.10.0.22 Software licensed to Groundwater Stats Consulting. UG
Hollow symbols indicate censored values.

Within Limit

Prediction Limit

Intrawell Non-parametric

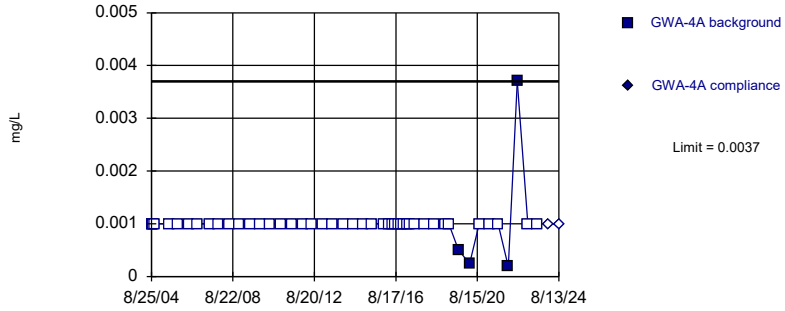

Non-parametric test used in lieu of parametric prediction limit because censored data exceeded 50%. Limit is highest of 48 background values. 91.67% NDs. Well-constituent pair annual alpha = 0.001667. Individual comparison alpha = 0.0008339 (1 of 2).

Constituent: Lead Analysis Run 9/30/2024 1:30 PM View: Appendix I - Intrawell
Plant McIntosh Client: Southern Company Data: McIntosh LF4 CCR

Sanitas™ v.10.0.22 Software licensed to Groundwater Stats Consulting. UG
Hollow symbols indicate censored values.

Within Limit

Prediction Limit

Intrawell Non-parametric

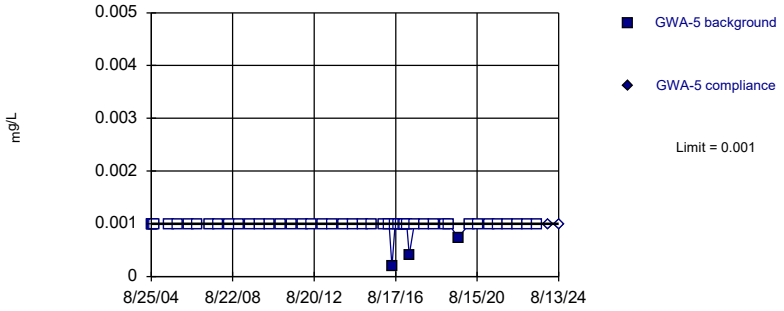

Non-parametric test used in lieu of parametric prediction limit because censored data exceeded 50%. Limit is highest of 50 background values. 92% NDs. Well-constituent pair annual alpha = 0.001505. Individual comparison alpha = 0.0007528 (1 of 2).

Constituent: Lead Analysis Run 9/30/2024 1:30 PM View: Appendix I - Intrawell
Plant McIntosh Client: Southern Company Data: McIntosh LF4 CCR

Sanitas™ v.10.0.22 Software licensed to Groundwater Stats Consulting. UG
Hollow symbols indicate censored values.

Within Limit

Prediction Limit

Intrawell Non-parametric

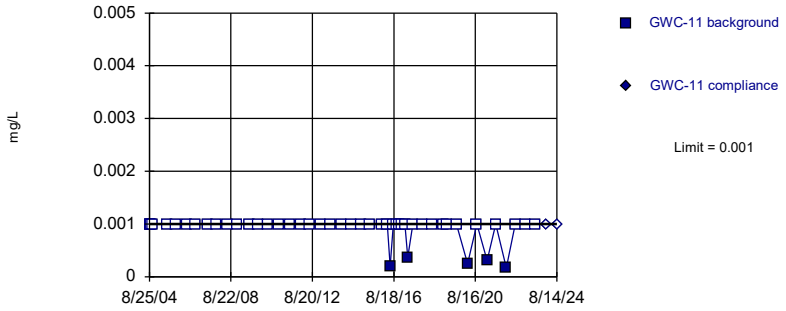

Non-parametric test used in lieu of parametric prediction limit because censored data exceeded 50%. Limit is highest of 48 background values. 89.58% NDs. Well-constituent pair annual alpha = 0.001667. Individual comparison alpha = 0.0008339 (1 of 2).

Constituent: Lead Analysis Run 9/30/2024 1:30 PM View: Appendix I - Intrawell
Plant McIntosh Client: Southern Company Data: McIntosh LF4 CCR

Sanitas™ v.10.0.22 Software licensed to Groundwater Stats Consulting. UG
Hollow symbols indicate censored values.

Within Limit

Prediction Limit

Intrawell Non-parametric

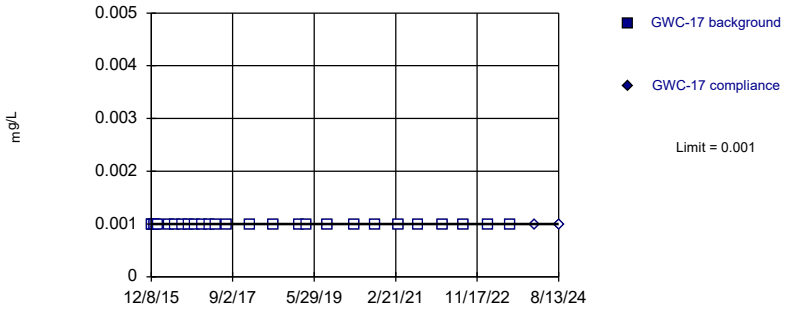

Non-parametric test used in lieu of parametric prediction limit because censored data exceeded 50%. All background values (n = 27) were censored; limit is most recent reporting limit. Well-constituent pair annual alpha = 0.004998. Individual comparison alpha = 0.002502 (1 of 2).

Constituent: Lead Analysis Run 9/30/2024 1:30 PM View: Appendix I - Intrawell
Plant McIntosh Client: Southern Company Data: McIntosh LF4 CCR

Sanitas™ v.10.0.22 Software licensed to Groundwater Stats Consulting. UG
Hollow symbols indicate censored values.

Within Limit

Prediction Limit

Intrawell Non-parametric

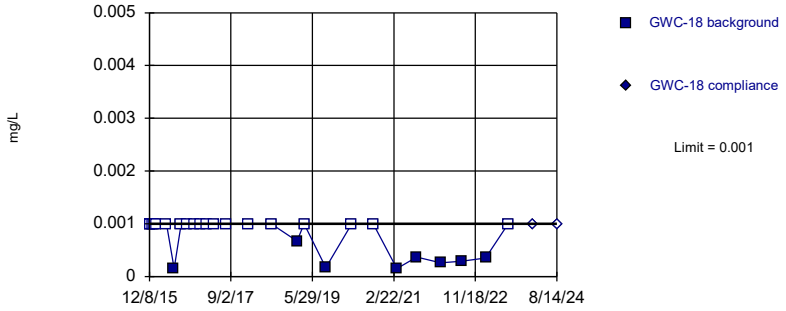

Non-parametric test used in lieu of parametric prediction limit because censored data exceeded 50%. Limit is highest of 27 background values. 70.37% NDs. Well-constituent pair annual alpha = 0.004998. Individual comparison alpha = 0.002502 (1 of 2).

Constituent: Lead Analysis Run 9/30/2024 1:30 PM View: Appendix I - Intrawell
Plant McIntosh Client: Southern Company Data: McIntosh LF4 CCR

Sanitas™ v.10.0.22 Software licensed to Groundwater Stats Consulting. UG
Hollow symbols indicate censored values.

Within Limit

Prediction Limit

Intrawell Non-parametric

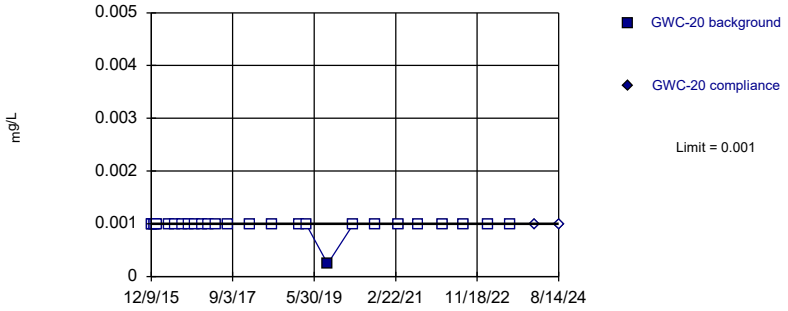

Non-parametric test used in lieu of parametric prediction limit because censored data exceeded 50%. Limit is highest of 27 background values. 96.3% NDs. Well-constituent pair annual alpha = 0.004998. Individual comparison alpha = 0.002502 (1 of 2).

Constituent: Lead Analysis Run 9/30/2024 1:30 PM View: Appendix I - Intrawell
Plant McIntosh Client: Southern Company Data: McIntosh LF4 CCR

Sanitas™ v.10.0.22 Software licensed to Groundwater Stats Consulting. UG
Hollow symbols indicate censored values.
Within Limit

Prediction Limit

Intrawell Non-parametric

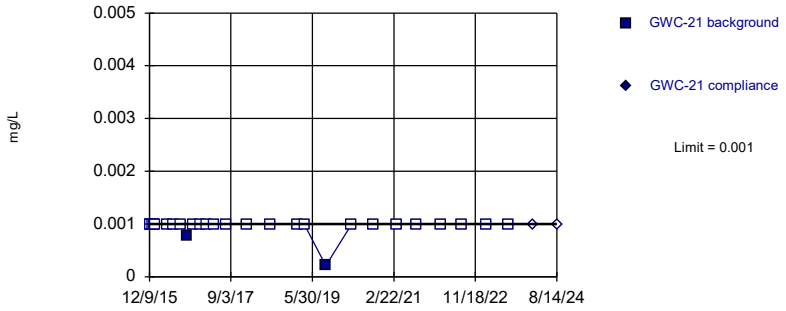

Non-parametric test used in lieu of parametric prediction limit because censored data exceeded 50%. Limit is highest of 27 background values. 92.59% NDs. Well-constituent pair annual alpha = 0.004998. Individual comparison alpha = 0.002502 (1 of 2).

Constituent: Lead Analysis Run 9/30/2024 1:31 PM View: Appendix I - Intrawell
Plant McIntosh Client: Southern Company Data: McIntosh LF4 CCR

Sanitas™ v.10.0.22 Software licensed to Groundwater Stats Consulting. UG
Hollow symbols indicate censored values.
Within Limit

Prediction Limit

Intrawell Non-parametric

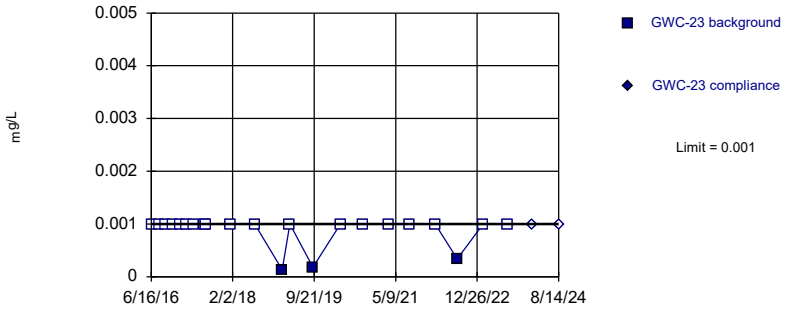

Non-parametric test used in lieu of parametric prediction limit because censored data exceeded 50%. Limit is highest of 22 background values. 86.36% NDs. Well-constituent pair annual alpha = 0.007401. Individual comparison alpha = 0.003707 (1 of 2).

Constituent: Lead Analysis Run 9/30/2024 1:31 PM View: Appendix I - Intrawell
Plant McIntosh Client: Southern Company Data: McIntosh LF4 CCR

Sanitas™ v.10.0.22 Software licensed to Groundwater Stats Consulting. UG
Hollow symbols indicate censored values.
Within Limit

Prediction Limit

Intrawell Non-parametric

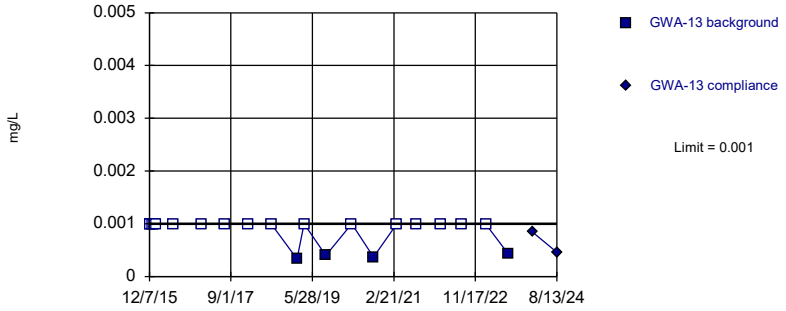

Non-parametric test used in lieu of parametric prediction limit because censored data exceeded 50%. Limit is highest of 21 background values. 80.95% NDs. Well-constituent pair annual alpha = 0.007982. Individual comparison alpha = 0.003999 (1 of 2).

Constituent: Nickel Analysis Run 9/30/2024 1:31 PM View: Appendix I - Intrawell
Plant McIntosh Client: Southern Company Data: McIntosh LF4 CCR

Sanitas™ v.10.0.22 Software licensed to Groundwater Stats Consulting. UG
Hollow symbols indicate censored values.
Within Limit

Prediction Limit

Intrawell Non-parametric

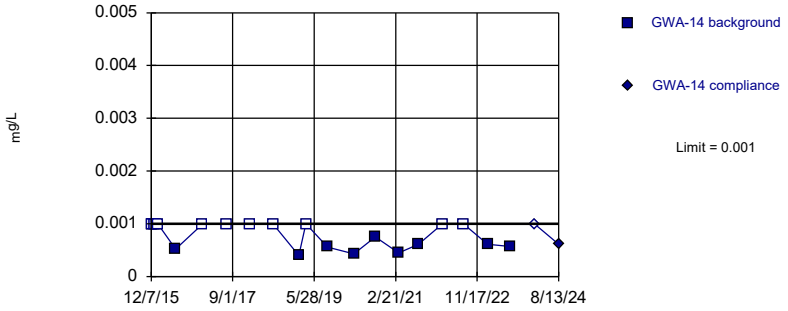

Non-parametric test used in lieu of parametric prediction limit because censored data exceeded 50%. Limit is highest of 21 background values. 57.14% NDs. Well-constituent pair annual alpha = 0.007982. Individual comparison alpha = 0.003999 (1 of 2).

Constituent: Nickel Analysis Run 9/30/2024 1:31 PM View: Appendix I - Intrawell
Plant McIntosh Client: Southern Company Data: McIntosh LF4 CCR

Sanitas™ v.10.0.22 Software licensed to Groundwater Stats Consulting. UG
Hollow symbols indicate censored values.

Within Limit

Prediction Limit

Intrawell Non-parametric

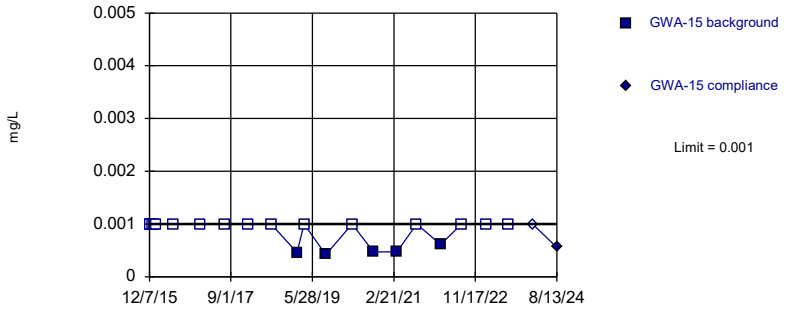

Non-parametric test used in lieu of parametric prediction limit because censored data exceeded 50%. Limit is highest of 21 background values. 76.19% NDs. Well-constituent pair annual alpha = 0.007982. Individual comparison alpha = 0.003999 (1 of 2).

Constituent: Nickel Analysis Run 9/30/2024 1:31 PM View: Appendix I - Intrawell
Plant McIntosh Client: Southern Company Data: McIntosh LF4 CCR

Sanitas™ v.10.0.22 Software licensed to Groundwater Stats Consulting. UG
Hollow symbols indicate censored values.

Within Limit

Prediction Limit

Intrawell Non-parametric

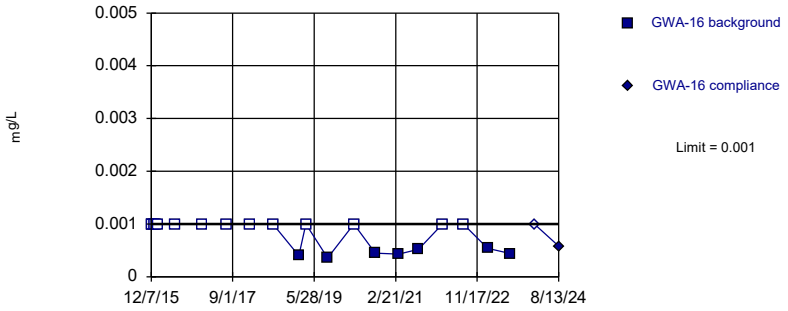

Non-parametric test used in lieu of parametric prediction limit because censored data exceeded 50%. Limit is highest of 21 background values. 66.67% NDs. Well-constituent pair annual alpha = 0.007982. Individual comparison alpha = 0.003999 (1 of 2).

Constituent: Nickel Analysis Run 9/30/2024 1:31 PM View: Appendix I - Intrawell
Plant McIntosh Client: Southern Company Data: McIntosh LF4 CCR

Sanitas™ v.10.0.22 Software licensed to Groundwater Stats Consulting. UG
Hollow symbols indicate censored values.

Within Limit

Prediction Limit

Intrawell Non-parametric

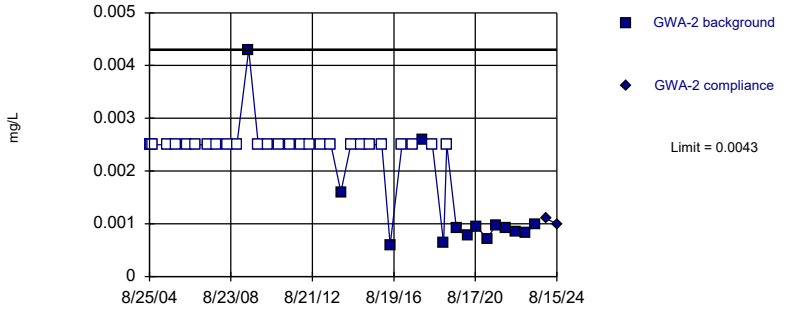

Non-parametric test used in lieu of parametric prediction limit because censored data exceeded 50%. Limit is highest of 42 background values. 66.67% NDs. Well-constituent pair annual alpha = 0.002154. Individual comparison alpha = 0.001077 (1 of 2).

Constituent: Nickel Analysis Run 9/30/2024 1:31 PM View: Appendix I - Intrawell
Plant McIntosh Client: Southern Company Data: McIntosh LF4 CCR

Sanitas™ v.10.0.22 Software licensed to Groundwater Stats Consulting. UG
Hollow symbols indicate censored values.

Within Limit

Prediction Limit

Intrawell Non-parametric

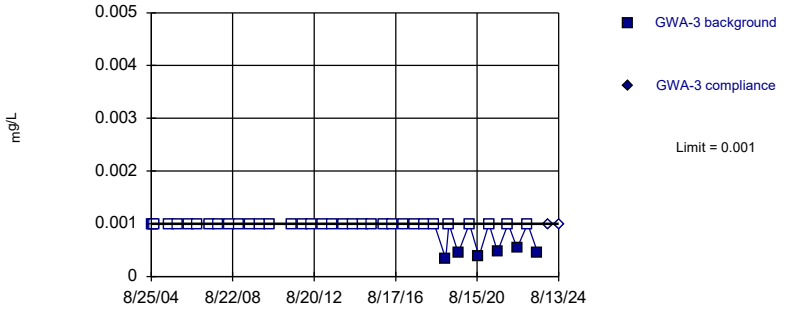

Non-parametric test used in lieu of parametric prediction limit because censored data exceeded 50%. Limit is highest of 40 background values. 85% NDs. Well-constituent pair annual alpha = 0.002316. Individual comparison alpha = 0.001159 (1 of 2).

Constituent: Nickel Analysis Run 9/30/2024 1:31 PM View: Appendix I - Intrawell
Plant McIntosh Client: Southern Company Data: McIntosh LF4 CCR

Sanitas™ v.10.0.22 Software licensed to Groundwater Stats Consulting. UG
Hollow symbols indicate censored values.

Within Limit

Prediction Limit

Intrawell Non-parametric

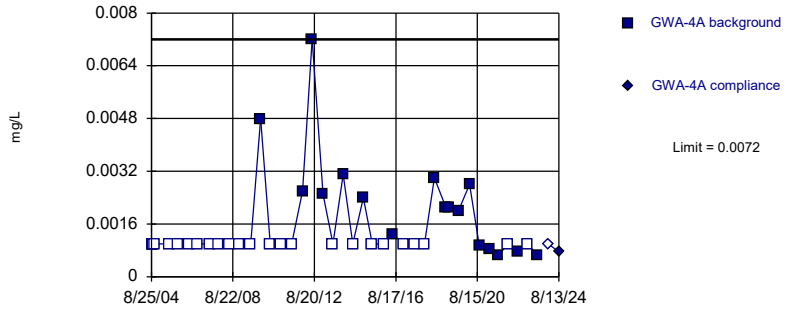

Non-parametric test used in lieu of parametric prediction limit because censored data exceeded 50%. Limit is highest of 42 background values. 59.52% NDs. Well-constituent pair annual alpha = 0.002154. Individual comparison alpha = 0.001077 (1 of 2).

Constituent: Nickel Analysis Run 9/30/2024 1:31 PM View: Appendix I - Intrawell
Plant McIntosh Client: Southern Company Data: McIntosh LF4 CCR

Sanitas™ v.10.0.22 Software licensed to Groundwater Stats Consulting. UG
Hollow symbols indicate censored values.

Within Limit

Prediction Limit

Intrawell Non-parametric

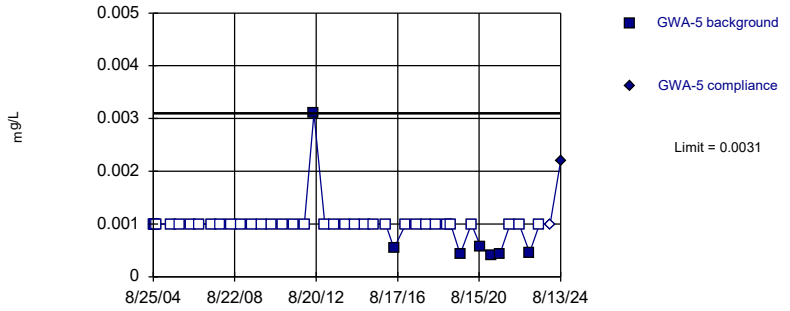

Non-parametric test used in lieu of parametric prediction limit because censored data exceeded 50%. Limit is highest of 42 background values. 83.33% NDs. Well-constituent pair annual alpha = 0.002154. Individual comparison alpha = 0.001077 (1 of 2).

Constituent: Nickel Analysis Run 9/30/2024 1:31 PM View: Appendix I - Intrawell
Plant McIntosh Client: Southern Company Data: McIntosh LF4 CCR

Sanitas™ v.10.0.22 Software licensed to Groundwater Stats Consulting. UG
Hollow symbols indicate censored values.

Within Limit

Prediction Limit

Intrawell Non-parametric

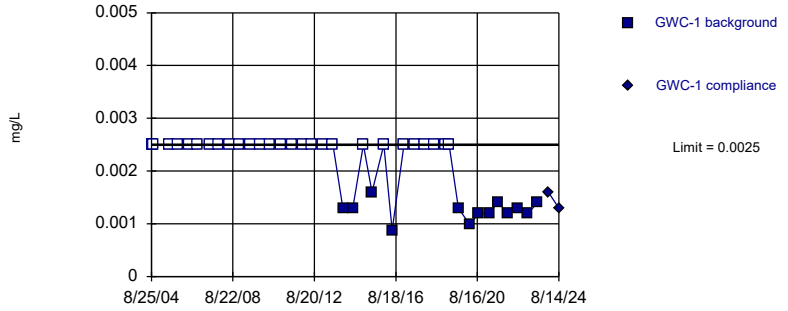

Non-parametric test used in lieu of parametric prediction limit because censored data exceeded 50%. Limit is highest of 41 background values. 68.29% NDs. Well-constituent pair annual alpha = 0.002235. Individual comparison alpha = 0.001118 (1 of 2).

Constituent: Nickel Analysis Run 9/30/2024 1:31 PM View: Appendix I - Intrawell
Plant McIntosh Client: Southern Company Data: McIntosh LF4 CCR

Sanitas™ v.10.0.22 Software licensed to Groundwater Stats Consulting. UG
Hollow symbols indicate censored values.

Within Limit

Prediction Limit

Intrawell Non-parametric

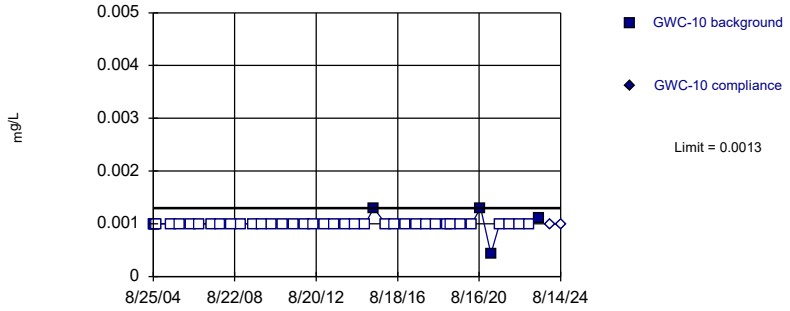

Non-parametric test used in lieu of parametric prediction limit because censored data exceeded 50%. Limit is highest of 42 background values. 90.48% NDs. Well-constituent pair annual alpha = 0.002154. Individual comparison alpha = 0.001077 (1 of 2).

Constituent: Nickel Analysis Run 9/30/2024 1:31 PM View: Appendix I - Intrawell
Plant McIntosh Client: Southern Company Data: McIntosh LF4 CCR

Sanitas™ v.10.0.22 Software licensed to Groundwater Stats Consulting. UG
Hollow symbols indicate censored values.

Within Limit

Prediction Limit

Intrawell Non-parametric

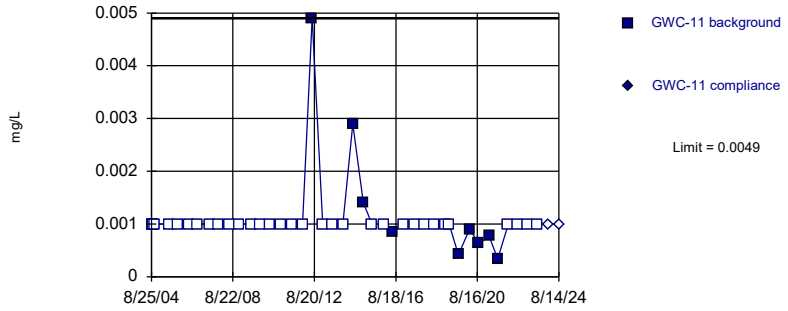

Non-parametric test used in lieu of parametric prediction limit because censored data exceeded 50%. Limit is highest of 42 background values. 78.57% NDs. Well-constituent pair annual alpha = 0.002154. Individual comparison alpha = 0.001077 (1 of 2).

Constituent: Nickel Analysis Run 9/30/2024 1:31 PM View: Appendix I - Intrawell
Plant McIntosh Client: Southern Company Data: McIntosh LF4 CCR

Sanitas™ v.10.0.22 Software licensed to Groundwater Stats Consulting. UG
Hollow symbols indicate censored values.

Within Limit

Prediction Limit

Intrawell Non-parametric

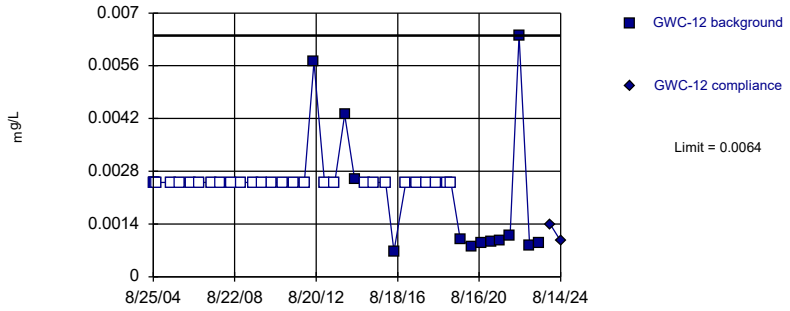

Non-parametric test used in lieu of parametric prediction limit because censored data exceeded 50%. Limit is highest of 42 background values. 69.05% NDs. Well-constituent pair annual alpha = 0.002154. Individual comparison alpha = 0.001077 (1 of 2).

Constituent: Nickel Analysis Run 9/30/2024 1:31 PM View: Appendix I - Intrawell
Plant McIntosh Client: Southern Company Data: McIntosh LF4 CCR

Sanitas™ v.10.0.22 Software licensed to Groundwater Stats Consulting. UG
Hollow symbols indicate censored values.

Within Limit

Prediction Limit

Intrawell Non-parametric

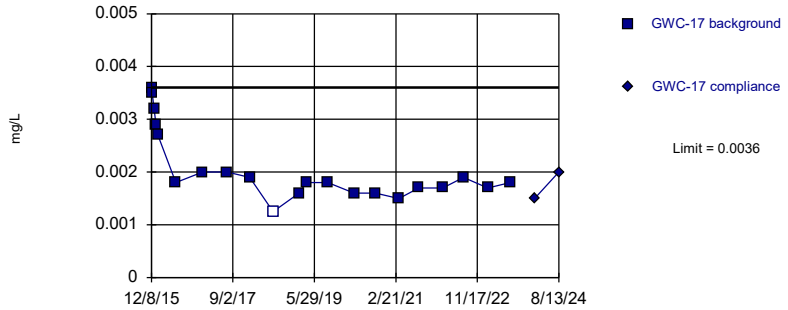

Non-parametric test used in lieu of parametric prediction limit because the Shapiro Wilk normality test showed the data to be non-normal at the 0.01 alpha level. Limit is highest of 21 background values. 4.762% NDs. Well-constituent pair annual alpha = 0.007982. Individual comparison alpha = 0.003999 (1 of 2).

Constituent: Nickel Analysis Run 9/30/2024 1:31 PM View: Appendix I - Intrawell
Plant McIntosh Client: Southern Company Data: McIntosh LF4 CCR

Sanitas™ v.10.0.22 Software licensed to Groundwater Stats Consulting. UG
Hollow symbols indicate censored values.

Within Limit

Prediction Limit

Intrawell Non-parametric

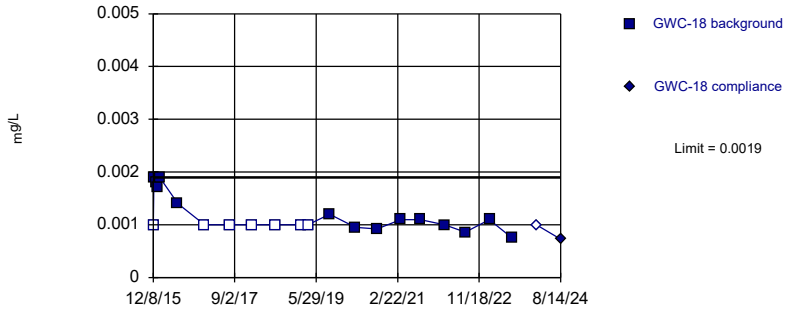

Non-parametric test used in lieu of parametric prediction limit because the Shapiro Wilk normality test showed the data to be non-normal at the 0.01 alpha level. Limit is highest of 21 background values. 33.33% NDs. Well-constituent pair annual alpha = 0.007982. Individual comparison alpha = 0.003999 (1 of 2).

Constituent: Nickel Analysis Run 9/30/2024 1:31 PM View: Appendix I - Intrawell
Plant McIntosh Client: Southern Company Data: McIntosh LF4 CCR

Sanitas™ v.10.0.22 Software licensed to Groundwater Stats Consulting. UG
Hollow symbols indicate censored values.

Within Limit

Prediction Limit

Intrawell Non-parametric

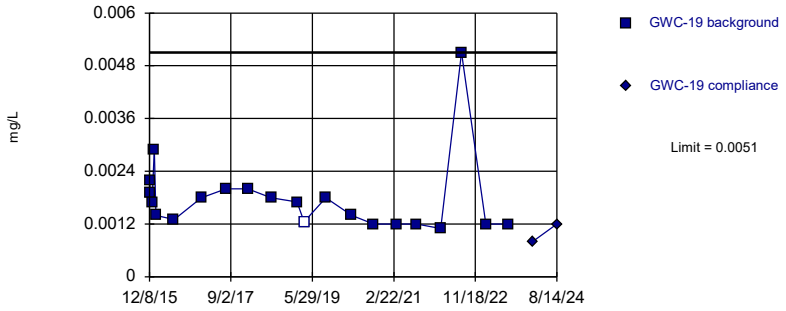

Non-parametric test used in lieu of parametric prediction limit because the Shapiro Wilk normality test showed the data to be non-normal at the 0.01 alpha level. Limit is highest of 21 background values. 4.762% NDs. Well-constituent pair annual alpha = 0.007982. Individual comparison alpha = 0.003999 (1 of 2).

Constituent: Nickel Analysis Run 9/30/2024 1:31 PM View: Appendix I - Intrawell
Plant McIntosh Client: Southern Company Data: McIntosh LF4 CCR

Sanitas™ v.10.0.22 Software licensed to Groundwater Stats Consulting. UG
Hollow symbols indicate censored values.

Within Limit

Prediction Limit

Intrawell Non-parametric

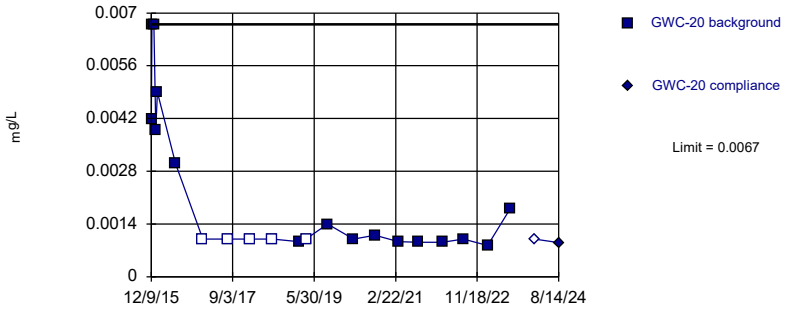

Non-parametric test used in lieu of parametric prediction limit because the Shapiro Wilk normality test showed the data to be non-normal at the 0.01 alpha level. Limit is highest of 21 background values. 23.81% NDs. Well-constituent pair annual alpha = 0.007982. Individual comparison alpha = 0.003999 (1 of 2).

Constituent: Nickel Analysis Run 9/30/2024 1:31 PM View: Appendix I - Intrawell
Plant McIntosh Client: Southern Company Data: McIntosh LF4 CCR

Sanitas™ v.10.0.22 Software licensed to Groundwater Stats Consulting. UG
Hollow symbols indicate censored values.

Within Limit

Prediction Limit

Intrawell Non-parametric

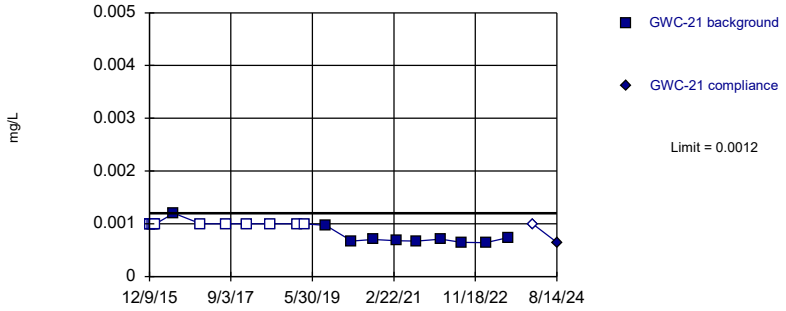

Non-parametric test used in lieu of parametric prediction limit because censored data exceeded 50%. Limit is highest of 21 background values. 52.38% NDs. Well-constituent pair annual alpha = 0.007982. Individual comparison alpha = 0.003999 (1 of 2).

Constituent: Nickel Analysis Run 9/30/2024 1:31 PM View: Appendix I - Intrawell
Plant McIntosh Client: Southern Company Data: McIntosh LF4 CCR

Sanitas™ v.10.0.22 Software licensed to Groundwater Stats Consulting. UG
Hollow symbols indicate censored values.

Within Limit

Prediction Limit

Intrawell Non-parametric

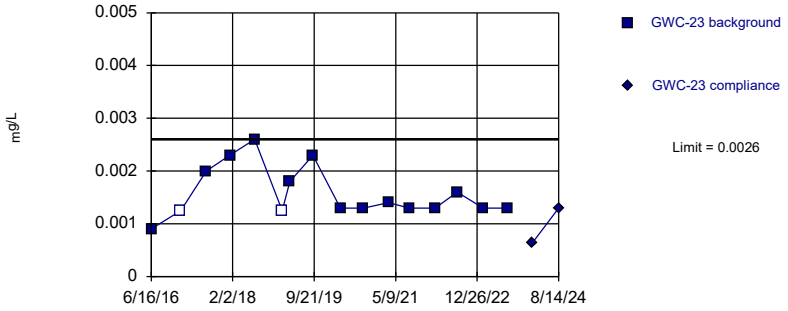

Non-parametric test used in lieu of parametric prediction limit because the Shapiro Wilk normality test showed the data to be non-normal at the 0.05 alpha level. Limit is highest of 16 background values. 12.5% NDs. Well-constituent pair annual alpha = 0.01287. Individual comparison alpha = 0.006456 (1 of 2).

Constituent: Nickel Analysis Run 9/30/2024 1:31 PM View: Appendix I - Intrawell
Plant McIntosh Client: Southern Company Data: McIntosh LF4 CCR

Sanitas™ v.10.0.22 Software licensed to Groundwater Stats Consulting. UG
Hollow symbols indicate censored values.

Within Limit

Prediction Limit

Intrawell Non-parametric

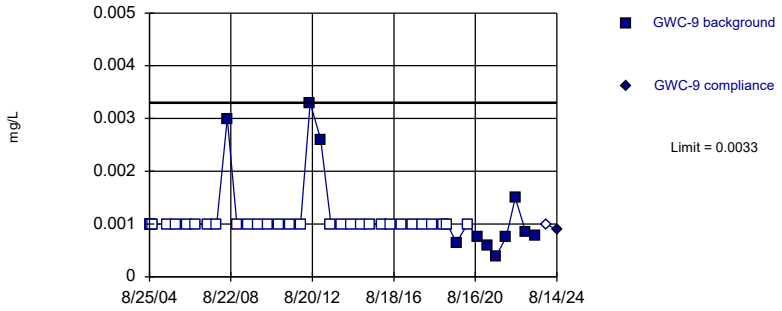

Non-parametric test used in lieu of parametric prediction limit because censored data exceeded 50%. Limit is highest of 42 background values. 73.81% NDs. Well-constituent pair annual alpha = 0.002154. Individual comparison alpha = 0.001077 (1 of 2).

Constituent: Nickel Analysis Run 9/30/2024 1:31 PM View: Appendix I - Intrawell
Plant McIntosh Client: Southern Company Data: McIntosh LF4 CCR

Sanitas™ v.10.0.22 Software licensed to Groundwater Stats Consulting. UG
Hollow symbols indicate censored values.

Within Limit

Prediction Limit

Intrawell Non-parametric

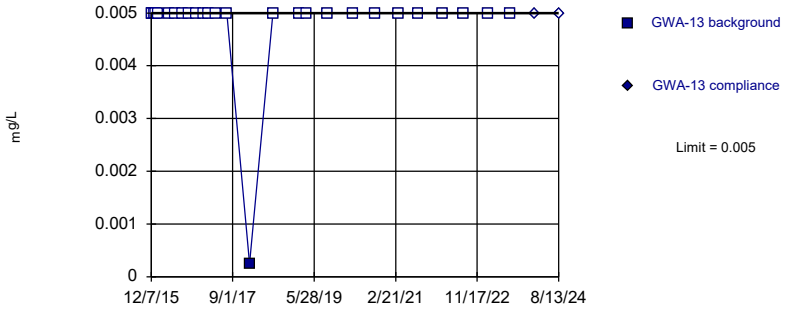

Non-parametric test used in lieu of parametric prediction limit because censored data exceeded 50%. Limit is highest of 27 background values. 96.3% NDs. Well-constituent pair annual alpha = 0.004998. Individual comparison alpha = 0.002502 (1 of 2).

Constituent: Selenium Analysis Run 9/30/2024 1:31 PM View: Appendix I - Intrawell
Plant McIntosh Client: Southern Company Data: McIntosh LF4 CCR

Sanitas™ v.10.0.22 Software licensed to Groundwater Stats Consulting. UG
Hollow symbols indicate censored values.

Within Limit

Prediction Limit

Intrawell Non-parametric

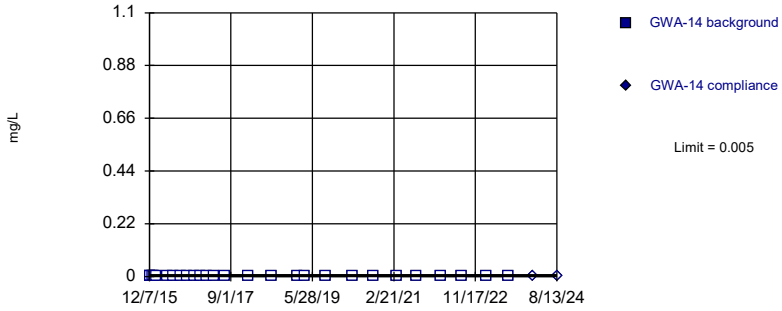

Non-parametric test used in lieu of parametric prediction limit because censored data exceeded 50%. All background values (n = 27) were censored; limit is most recent reporting limit. Well-constituent pair annual alpha = 0.004998. Individual comparison alpha = 0.002502 (1 of 2).

Constituent: Selenium Analysis Run 9/30/2024 1:31 PM View: Appendix I - Intrawell
Plant McIntosh Client: Southern Company Data: McIntosh LF4 CCR

Sanitas™ v.10.0.22 Software licensed to Groundwater Stats Consulting. UG
Hollow symbols indicate censored values.

Within Limit

Prediction Limit

Intrawell Non-parametric

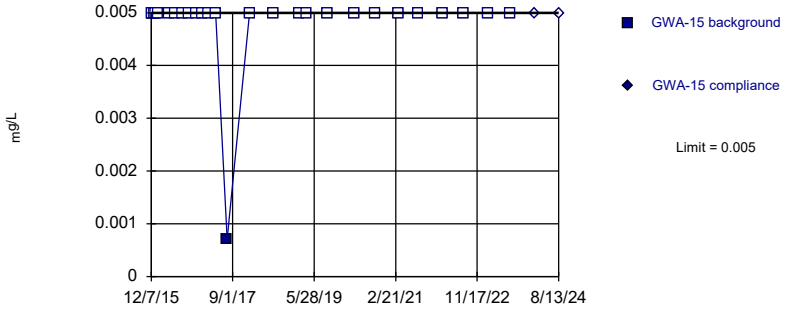

Non-parametric test used in lieu of parametric prediction limit because censored data exceeded 50%. Limit is highest of 27 background values. 96.3% NDs. Well-constituent pair annual alpha = 0.004998. Individual comparison alpha = 0.002502 (1 of 2).

Constituent: Selenium Analysis Run 9/30/2024 1:31 PM View: Appendix I - Intrawell
Plant McIntosh Client: Southern Company Data: McIntosh LF4 CCR

Sanitas™ v.10.0.22 Software licensed to Groundwater Stats Consulting. UG
Hollow symbols indicate censored values.

Within Limit

Prediction Limit

Intrawell Non-parametric

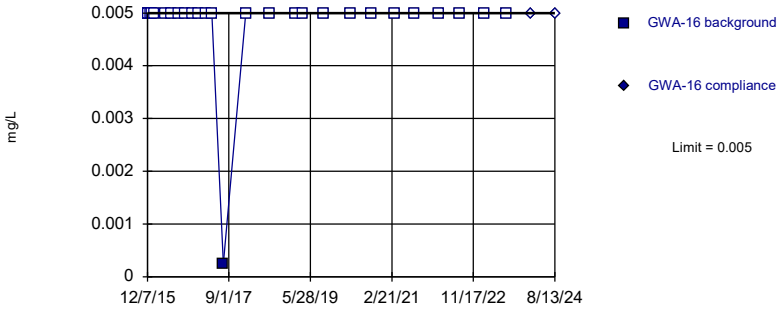

Non-parametric test used in lieu of parametric prediction limit because censored data exceeded 50%. Limit is highest of 27 background values. 96.3% NDs. Well-constituent pair annual alpha = 0.004998. Individual comparison alpha = 0.002502 (1 of 2).

Constituent: Selenium Analysis Run 9/30/2024 1:31 PM View: Appendix I - Intrawell
Plant McIntosh Client: Southern Company Data: McIntosh LF4 CCR

Sanitas™ v.10.0.22 Software licensed to Groundwater Stats Consulting. UG
Hollow symbols indicate censored values.

Within Limit

Prediction Limit

Intrawell Non-parametric

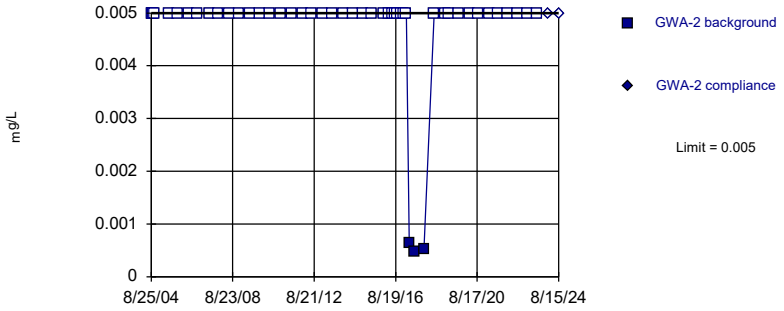

Non-parametric test used in lieu of parametric prediction limit because censored data exceeded 50%. Limit is highest of 48 background values. 93.75% NDs. Well-constituent pair annual alpha = 0.001667. Individual comparison alpha = 0.0008339 (1 of 2).

Constituent: Selenium Analysis Run 9/30/2024 1:31 PM View: Appendix I - Intrawell
Plant McIntosh Client: Southern Company Data: McIntosh LF4 CCR

Sanitas™ v.10.0.22 Software licensed to Groundwater Stats Consulting. UG
Hollow symbols indicate censored values.

Within Limit

Prediction Limit

Intrawell Non-parametric

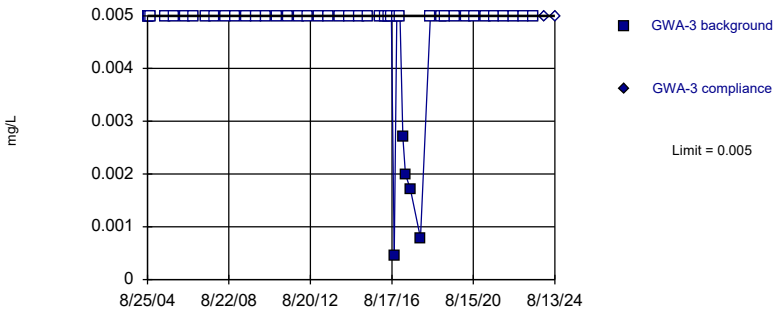

Non-parametric test used in lieu of parametric prediction limit because censored data exceeded 50%. Limit is highest of 48 background values. 89.58% NDs. Well-constituent pair annual alpha = 0.001667. Individual comparison alpha = 0.0008339 (1 of 2).

Constituent: Selenium Analysis Run 9/30/2024 1:31 PM View: Appendix I - Intrawell
Plant McIntosh Client: Southern Company Data: McIntosh LF4 CCR

Sanitas™ v.10.0.22 Software licensed to Groundwater Stats Consulting. UG
Hollow symbols indicate censored values.

Within Limit

Prediction Limit

Intrawell Non-parametric

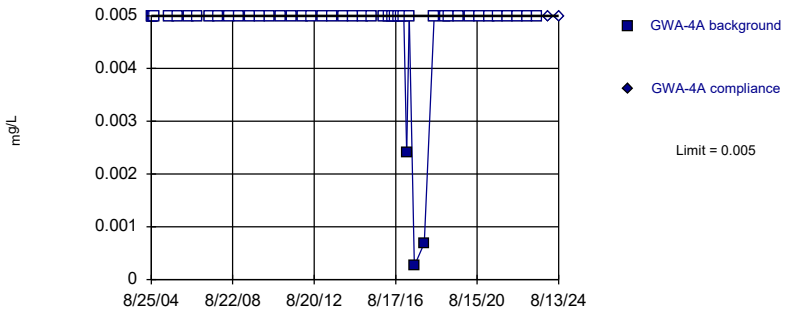

Non-parametric test used in lieu of parametric prediction limit because censored data exceeded 50%. Limit is highest of 48 background values. 93.75% NDs. Well-constituent pair annual alpha = 0.001667. Individual comparison alpha = 0.0008339 (1 of 2).

Constituent: Selenium Analysis Run 9/30/2024 1:31 PM View: Appendix I - Intrawell
Plant McIntosh Client: Southern Company Data: McIntosh LF4 CCR

Sanitas™ v.10.0.22 Software licensed to Groundwater Stats Consulting. UG
Hollow symbols indicate censored values.

Within Limit

Prediction Limit

Intrawell Non-parametric

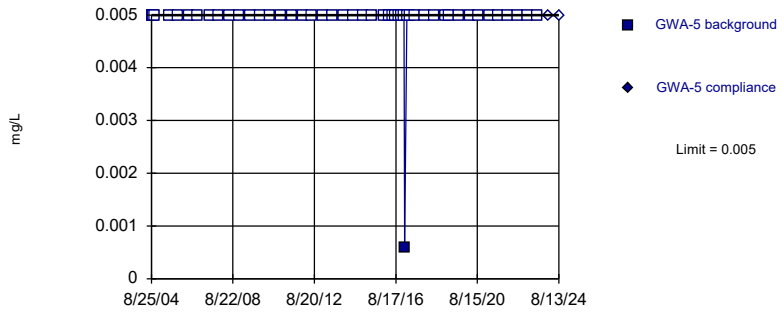

Non-parametric test used in lieu of parametric prediction limit because censored data exceeded 50%. Limit is highest of 49 background values. 97.96% NDs. Well-constituent pair annual alpha = 0.001586. Individual comparison alpha = 0.0007934 (1 of 2).

Constituent: Selenium Analysis Run 9/30/2024 1:31 PM View: Appendix I - Intrawell
Plant McIntosh Client: Southern Company Data: McIntosh LF4 CCR

Sanitas™ v.10.0.22 Software licensed to Groundwater Stats Consulting. UG
Hollow symbols indicate censored values.

Within Limit

Prediction Limit

Intrawell Non-parametric

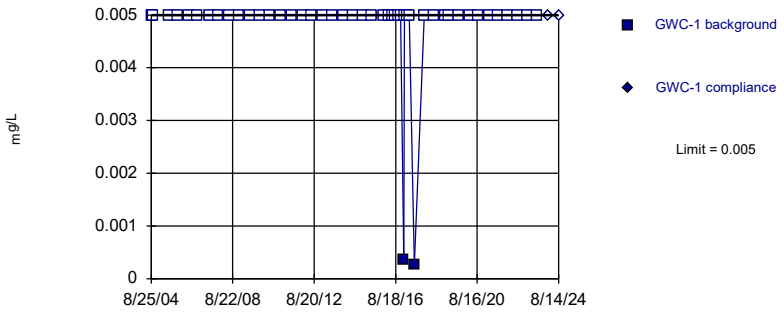

Non-parametric test used in lieu of parametric prediction limit because censored data exceeded 50%. Limit is highest of 48 background values. 95.83% NDs. Well-constituent pair annual alpha = 0.001667. Individual comparison alpha = 0.0008339 (1 of 2).

Constituent: Selenium Analysis Run 9/30/2024 1:31 PM View: Appendix I - Intrawell
Plant McIntosh Client: Southern Company Data: McIntosh LF4 CCR

Sanitas™ v.10.0.22 Software licensed to Groundwater Stats Consulting. UG
Hollow symbols indicate censored values.

Within Limit

Prediction Limit

Intrawell Non-parametric

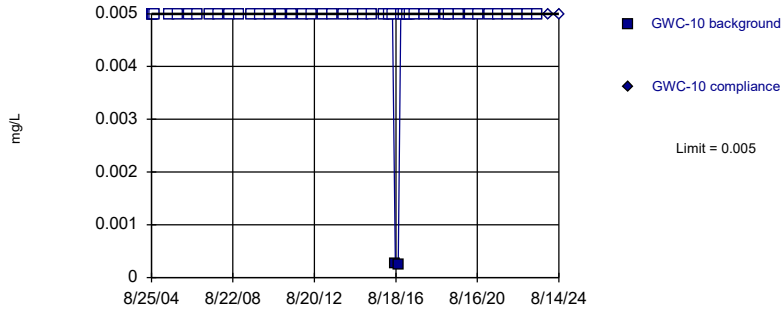

Non-parametric test used in lieu of parametric prediction limit because censored data exceeded 50%. Limit is highest of 48 background values. 95.83% NDs. Well-constituent pair annual alpha = 0.001667. Individual comparison alpha = 0.0008339 (1 of 2).

Constituent: Selenium Analysis Run 9/30/2024 1:31 PM View: Appendix I - Intrawell
Plant McIntosh Client: Southern Company Data: McIntosh LF4 CCR

Sanitas™ v.10.0.22 Software licensed to Groundwater Stats Consulting. UG
Hollow symbols indicate censored values.

Within Limit

Prediction Limit

Intrawell Non-parametric

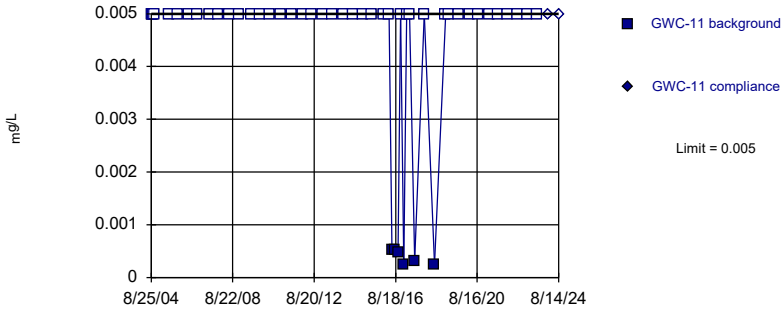

Non-parametric test used in lieu of parametric prediction limit because censored data exceeded 50%. Limit is highest of 48 background values. 87.5% NDs. Well-constituent pair annual alpha = 0.001667. Individual comparison alpha = 0.0008339 (1 of 2).

Constituent: Selenium Analysis Run 9/30/2024 1:31 PM View: Appendix I - Intrawell
Plant McIntosh Client: Southern Company Data: McIntosh LF4 CCR

Sanitas™ v.10.0.22 Software licensed to Groundwater Stats Consulting. UG
Hollow symbols indicate censored values.
Within Limit

Prediction Limit

Intrawell Non-parametric

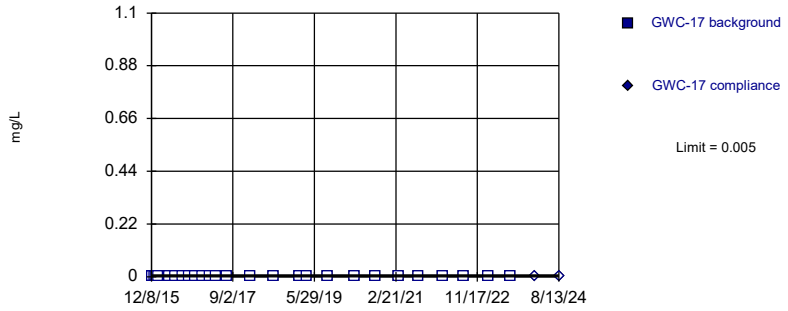

Non-parametric test used in lieu of parametric prediction limit because censored data exceeded 50%. All background values (n = 27) were censored; limit is most recent reporting limit. Well-constituent pair annual alpha = 0.004998. Individual comparison alpha = 0.002502 (1 of 2).

Constituent: Selenium Analysis Run 9/30/2024 1:31 PM View: Appendix I - Intrawell
Plant McIntosh Client: Southern Company Data: McIntosh LF4 CCR

Sanitas™ v.10.0.22 Software licensed to Groundwater Stats Consulting. UG
Hollow symbols indicate censored values.
Within Limit

Prediction Limit

Intrawell Non-parametric

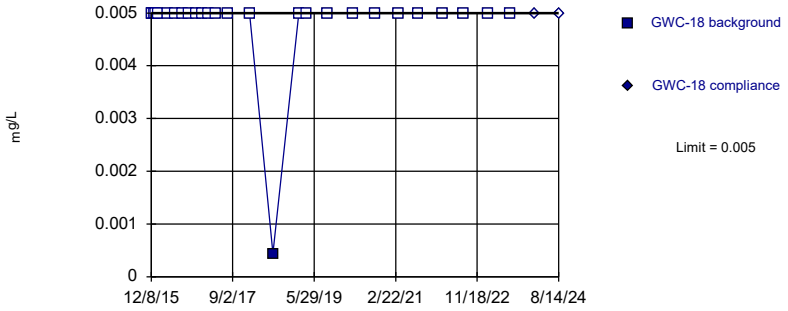

Non-parametric test used in lieu of parametric prediction limit because censored data exceeded 50%. Limit is highest of 27 background values. 96.3% NDs. Well-constituent pair annual alpha = 0.004998. Individual comparison alpha = 0.002502 (1 of 2).

Constituent: Selenium Analysis Run 9/30/2024 1:31 PM View: Appendix I - Intrawell
Plant McIntosh Client: Southern Company Data: McIntosh LF4 CCR

Sanitas™ v.10.0.22 Software licensed to Groundwater Stats Consulting. UG
Hollow symbols indicate censored values.
Within Limit

Prediction Limit

Intrawell Non-parametric

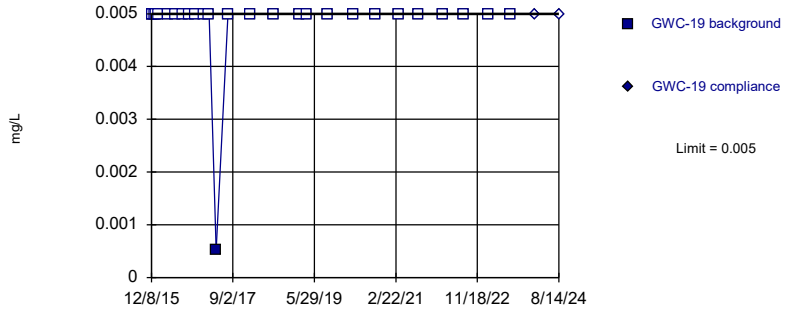

Non-parametric test used in lieu of parametric prediction limit because censored data exceeded 50%. Limit is highest of 27 background values. 96.3% NDs. Well-constituent pair annual alpha = 0.004998. Individual comparison alpha = 0.002502 (1 of 2).

Constituent: Selenium Analysis Run 9/30/2024 1:31 PM View: Appendix I - Intrawell
Plant McIntosh Client: Southern Company Data: McIntosh LF4 CCR

Sanitas™ v.10.0.22 Software licensed to Groundwater Stats Consulting. UG
Hollow symbols indicate censored values.
Within Limit

Prediction Limit

Intrawell Non-parametric

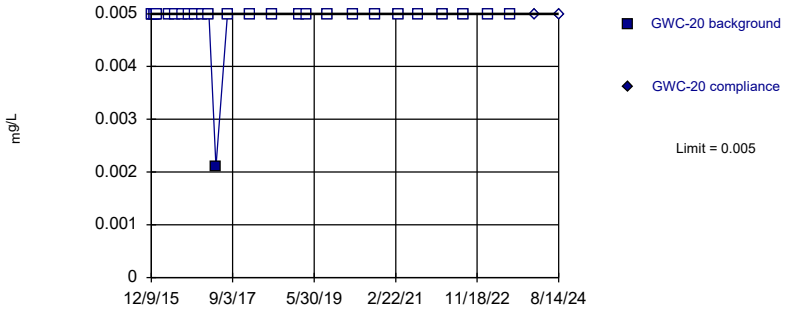

Non-parametric test used in lieu of parametric prediction limit because censored data exceeded 50%. Limit is highest of 27 background values. 96.3% NDs. Well-constituent pair annual alpha = 0.004998. Individual comparison alpha = 0.002502 (1 of 2).

Constituent: Selenium Analysis Run 9/30/2024 1:31 PM View: Appendix I - Intrawell
Plant McIntosh Client: Southern Company Data: McIntosh LF4 CCR

Sanitas™ v.10.0.22 Software licensed to Groundwater Stats Consulting. UG
Hollow symbols indicate censored values.

Within Limit

Prediction Limit

Intrawell Non-parametric

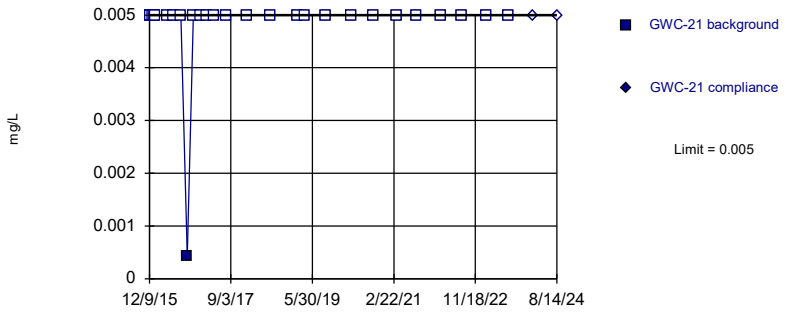

Non-parametric test used in lieu of parametric prediction limit because censored data exceeded 50%. Limit is highest of 27 background values. 96.3% NDs. Well-constituent pair annual alpha = 0.004998. Individual comparison alpha = 0.002502 (1 of 2).

Constituent: Selenium Analysis Run 9/30/2024 1:31 PM View: Appendix I - Intrawell
Plant McIntosh Client: Southern Company Data: McIntosh LF4 CCR

Sanitas™ v.10.0.22 Software licensed to Groundwater Stats Consulting. UG
Hollow symbols indicate censored values.

Within Limit

Prediction Limit

Intrawell Non-parametric

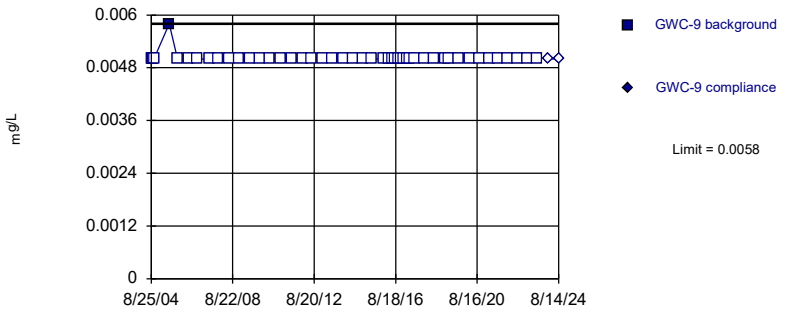

Non-parametric test used in lieu of parametric prediction limit because censored data exceeded 50%. Limit is highest of 48 background values. 97.92% NDs. Well-constituent pair annual alpha = 0.001667. Individual comparison alpha = 0.0008339 (1 of 2).

Constituent: Selenium Analysis Run 9/30/2024 1:31 PM View: Appendix I - Intrawell
Plant McIntosh Client: Southern Company Data: McIntosh LF4 CCR

Sanitas™ v.10.0.22 Software licensed to Groundwater Stats Consulting. UG
Hollow symbols indicate censored values.

Within Limit

Prediction Limit

Intrawell Non-parametric

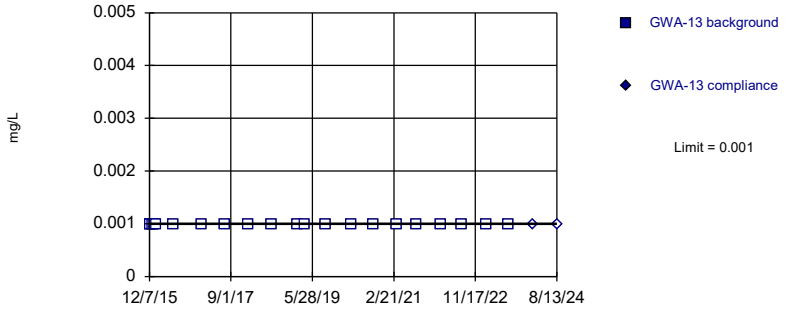

Non-parametric test used in lieu of parametric prediction limit because censored data exceeded 50%. All background values (n = 21) were censored; limit is most recent reporting limit. Well-constituent pair annual alpha = 0.007982. Individual comparison alpha = 0.003999 (1 of 2).

Constituent: Silver Analysis Run 9/30/2024 1:31 PM View: Appendix I - Intrawell
Plant McIntosh Client: Southern Company Data: McIntosh LF4 CCR

Sanitas™ v.10.0.22 Software licensed to Groundwater Stats Consulting. UG
Hollow symbols indicate censored values.

Within Limit

Prediction Limit

Intrawell Non-parametric

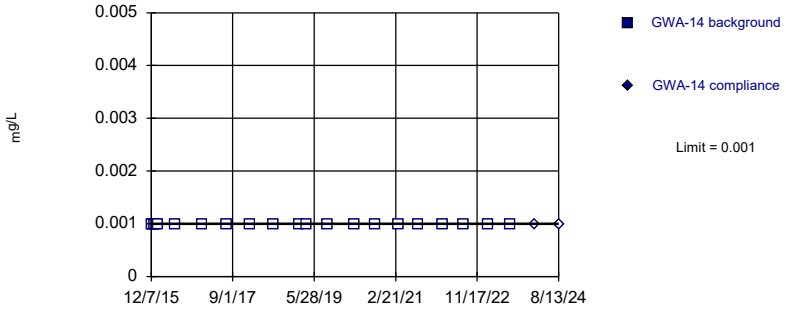

Non-parametric test used in lieu of parametric prediction limit because censored data exceeded 50%. All background values (n = 21) were censored; limit is most recent reporting limit. Well-constituent pair annual alpha = 0.007982. Individual comparison alpha = 0.003999 (1 of 2).

Constituent: Silver Analysis Run 9/30/2024 1:31 PM View: Appendix I - Intrawell
Plant McIntosh Client: Southern Company Data: McIntosh LF4 CCR

Sanitas™ v.10.0.22 Software licensed to Groundwater Stats Consulting. UG
Hollow symbols indicate censored values.

Within Limit

Prediction Limit

Intrawell Non-parametric

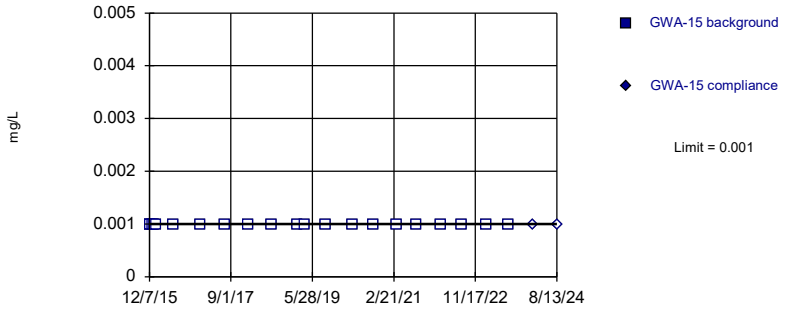

Non-parametric test used in lieu of parametric prediction limit because censored data exceeded 50%. All background values (n = 21) were censored; limit is most recent reporting limit. Well-constituent pair annual alpha = 0.007982. Individual comparison alpha = 0.003999 (1 of 2).

Constituent: Silver Analysis Run 9/30/2024 1:31 PM View: Appendix I - Intrawell
Plant McIntosh Client: Southern Company Data: McIntosh LF4 CCR

Sanitas™ v.10.0.22 Software licensed to Groundwater Stats Consulting. UG
Hollow symbols indicate censored values.

Within Limit

Prediction Limit

Intrawell Non-parametric

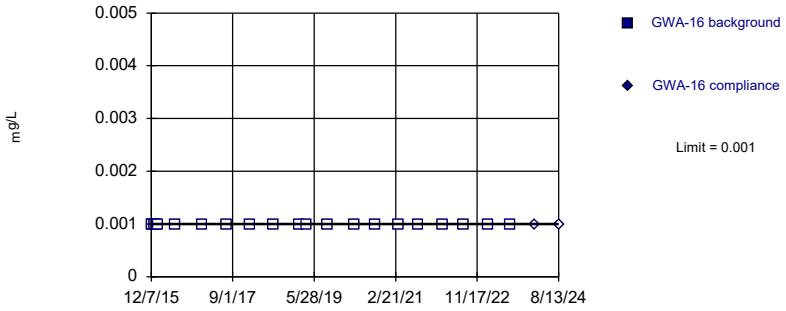

Non-parametric test used in lieu of parametric prediction limit because censored data exceeded 50%. All background values (n = 21) were censored; limit is most recent reporting limit. Well-constituent pair annual alpha = 0.007982. Individual comparison alpha = 0.003999 (1 of 2).

Constituent: Silver Analysis Run 9/30/2024 1:31 PM View: Appendix I - Intrawell
Plant McIntosh Client: Southern Company Data: McIntosh LF4 CCR

Sanitas™ v.10.0.22 Software licensed to Groundwater Stats Consulting. UG
Hollow symbols indicate censored values.

Within Limit

Prediction Limit

Intrawell Non-parametric

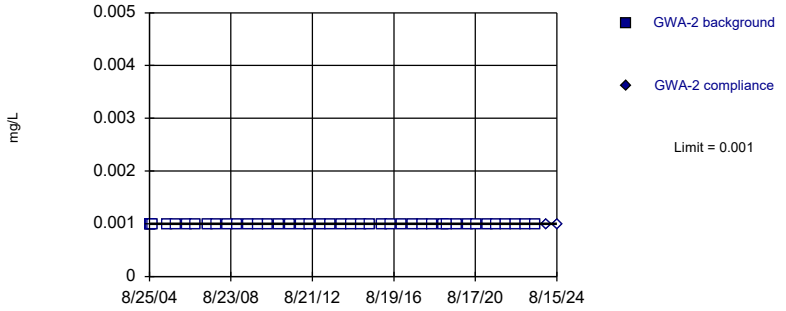

Non-parametric test used in lieu of parametric prediction limit because censored data exceeded 50%. All background values (n = 42) were censored; limit is most recent reporting limit. Well-constituent pair annual alpha = 0.002154. Individual comparison alpha = 0.001077 (1 of 2).

Constituent: Silver Analysis Run 9/30/2024 1:31 PM View: Appendix I - Intrawell
Plant McIntosh Client: Southern Company Data: McIntosh LF4 CCR

Sanitas™ v.10.0.22 Software licensed to Groundwater Stats Consulting. UG
Hollow symbols indicate censored values.

Within Limit

Prediction Limit

Intrawell Non-parametric

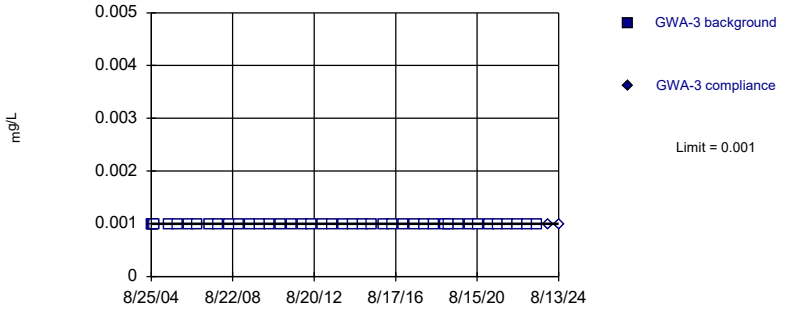

Non-parametric test used in lieu of parametric prediction limit because censored data exceeded 50%. All background values (n = 42) were censored; limit is most recent reporting limit. Well-constituent pair annual alpha = 0.002154. Individual comparison alpha = 0.001077 (1 of 2).

Constituent: Silver Analysis Run 9/30/2024 1:31 PM View: Appendix I - Intrawell
Plant McIntosh Client: Southern Company Data: McIntosh LF4 CCR

Sanitas™ v.10.0.22 Software licensed to Groundwater Stats Consulting. UG
Hollow symbols indicate censored values.
Within Limit

Prediction Limit

Intrawell Non-parametric

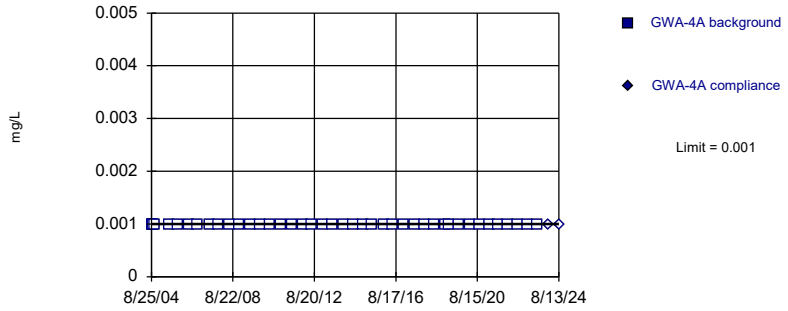

Non-parametric test used in lieu of parametric prediction limit because censored data exceeded 50%. All background values (n = 42) were censored; limit is most recent reporting limit. Well-constituent pair annual alpha = 0.002154. Individual comparison alpha = 0.001077 (1 of 2).

Constituent: Silver Analysis Run 9/30/2024 1:31 PM View: Appendix I - Intrawell
Plant McIntosh Client: Southern Company Data: McIntosh LF4 CCR

Sanitas™ v.10.0.22 Software licensed to Groundwater Stats Consulting. UG
Hollow symbols indicate censored values.
Within Limit

Prediction Limit

Intrawell Non-parametric

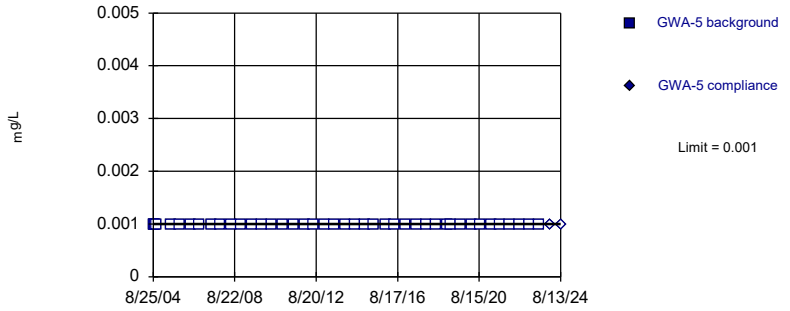

Non-parametric test used in lieu of parametric prediction limit because censored data exceeded 50%. All background values (n = 42) were censored; limit is most recent reporting limit. Well-constituent pair annual alpha = 0.002154. Individual comparison alpha = 0.001077 (1 of 2).

Constituent: Silver Analysis Run 9/30/2024 1:31 PM View: Appendix I - Intrawell
Plant McIntosh Client: Southern Company Data: McIntosh LF4 CCR

Sanitas™ v.10.0.22 Software licensed to Groundwater Stats Consulting. UG
Hollow symbols indicate censored values.
Within Limit

Prediction Limit

Intrawell Non-parametric

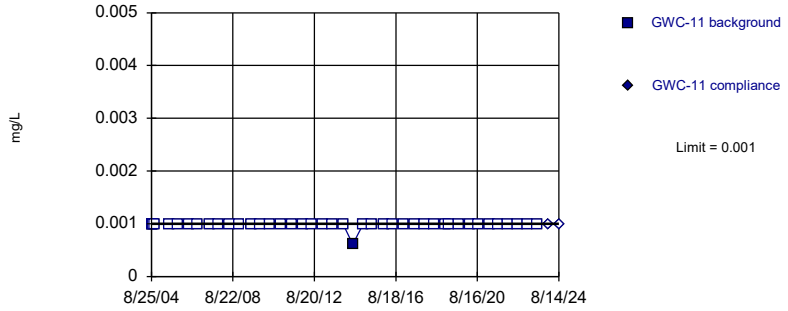

Non-parametric test used in lieu of parametric prediction limit because censored data exceeded 50%. Limit is highest of 42 background values. 97.62% NDs. Well-constituent pair annual alpha = 0.002154. Individual comparison alpha = 0.001077 (1 of 2).

Constituent: Silver Analysis Run 9/30/2024 1:31 PM View: Appendix I - Intrawell
Plant McIntosh Client: Southern Company Data: McIntosh LF4 CCR

Sanitas™ v.10.0.22 Software licensed to Groundwater Stats Consulting. UG
Hollow symbols indicate censored values.
Within Limit

Prediction Limit

Intrawell Non-parametric

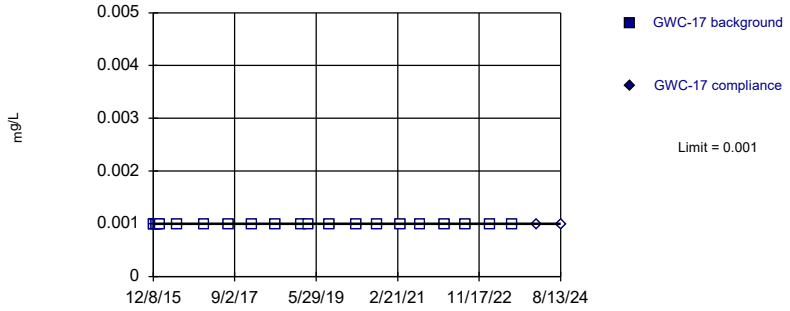

Non-parametric test used in lieu of parametric prediction limit because censored data exceeded 50%. All background values (n = 21) were censored; limit is most recent reporting limit. Well-constituent pair annual alpha = 0.007982. Individual comparison alpha = 0.003999 (1 of 2).

Constituent: Silver Analysis Run 9/30/2024 1:31 PM View: Appendix I - Intrawell
Plant McIntosh Client: Southern Company Data: McIntosh LF4 CCR

Sanitas™ v.10.0.22 Software licensed to Groundwater Stats Consulting. UG
Hollow symbols indicate censored values.
Within Limit

Prediction Limit

Intrawell Non-parametric

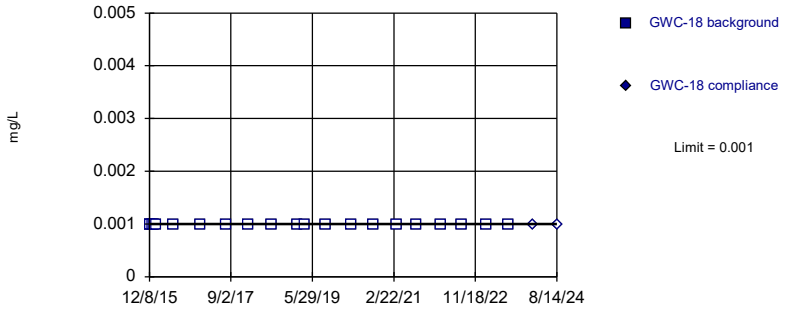

Non-parametric test used in lieu of parametric prediction limit because censored data exceeded 50%. All background values (n = 21) were censored; limit is most recent reporting limit. Well-constituent pair annual alpha = 0.007982. Individual comparison alpha = 0.003999 (1 of 2).

Constituent: Silver Analysis Run 9/30/2024 1:31 PM View: Appendix I - Intrawell
Plant McIntosh Client: Southern Company Data: McIntosh LF4 CCR

Sanitas™ v.10.0.22 Software licensed to Groundwater Stats Consulting. UG
Hollow symbols indicate censored values.
Within Limit

Prediction Limit

Intrawell Non-parametric

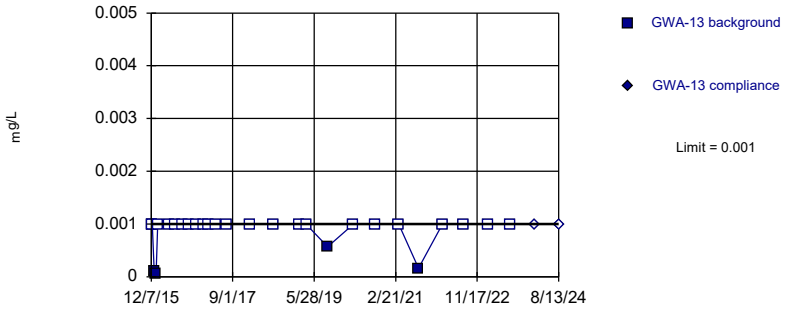

Non-parametric test used in lieu of parametric prediction limit because censored data exceeded 50%. Limit is highest of 27 background values. 85.19% NDs. Well-constituent pair annual alpha = 0.004998. Individual comparison alpha = 0.002502 (1 of 2).

Constituent: Thallium Analysis Run 9/30/2024 1:31 PM View: Appendix I - Intrawell
Plant McIntosh Client: Southern Company Data: McIntosh LF4 CCR

Sanitas™ v.10.0.22 Software licensed to Groundwater Stats Consulting. UG
Hollow symbols indicate censored values.
Within Limit

Prediction Limit

Intrawell Non-parametric

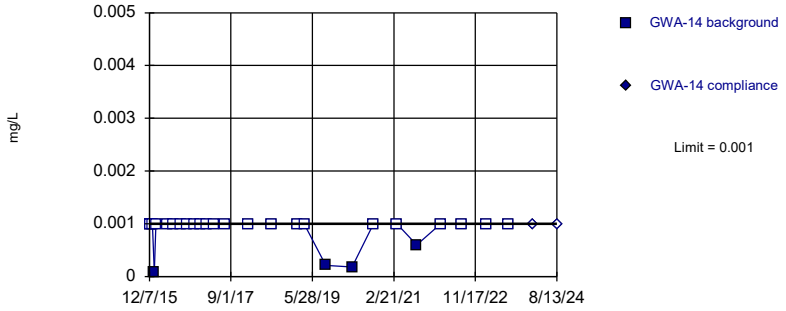

Non-parametric test used in lieu of parametric prediction limit because censored data exceeded 50%. Limit is highest of 27 background values. 85.19% NDs. Well-constituent pair annual alpha = 0.004998. Individual comparison alpha = 0.002502 (1 of 2).

Constituent: Thallium Analysis Run 9/30/2024 1:32 PM View: Appendix I - Intrawell
Plant McIntosh Client: Southern Company Data: McIntosh LF4 CCR

Sanitas™ v.10.0.22 Software licensed to Groundwater Stats Consulting. UG
Hollow symbols indicate censored values.
Within Limit

Prediction Limit

Intrawell Non-parametric

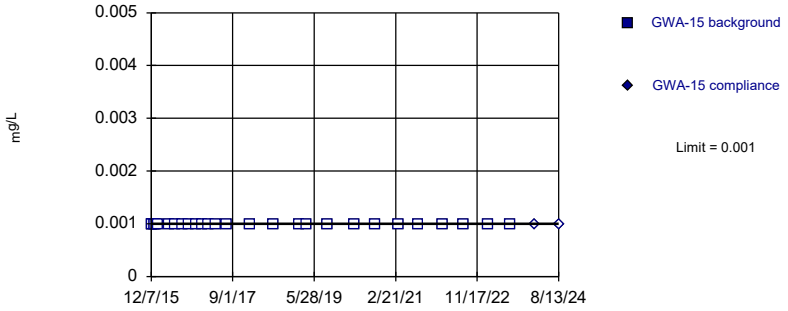

Non-parametric test used in lieu of parametric prediction limit because censored data exceeded 50%. All background values (n = 27) were censored; limit is most recent reporting limit. Well-constituent pair annual alpha = 0.004998. Individual comparison alpha = 0.002502 (1 of 2).

Constituent: Thallium Analysis Run 9/30/2024 1:32 PM View: Appendix I - Intrawell
Plant McIntosh Client: Southern Company Data: McIntosh LF4 CCR

Sanitas™ v.10.0.22 Software licensed to Groundwater Stats Consulting. UG
Hollow symbols indicate censored values.

Within Limit

Prediction Limit

Intrawell Non-parametric

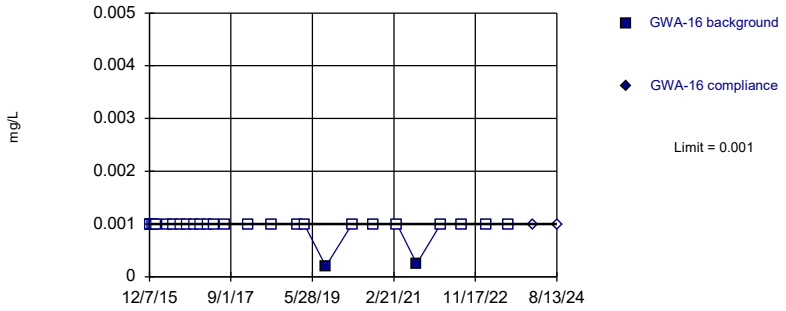

Non-parametric test used in lieu of parametric prediction limit because censored data exceeded 50%. Limit is highest of 27 background values. 92.59% NDs. Well-constituent pair annual alpha = 0.004998. Individual comparison alpha = 0.002502 (1 of 2).

Constituent: Thallium Analysis Run 9/30/2024 1:32 PM View: Appendix I - Intrawell
Plant McIntosh Client: Southern Company Data: McIntosh LF4 CCR

Sanitas™ v.10.0.22 Software licensed to Groundwater Stats Consulting. UG
Hollow symbols indicate censored values.

Within Limit

Prediction Limit

Intrawell Non-parametric

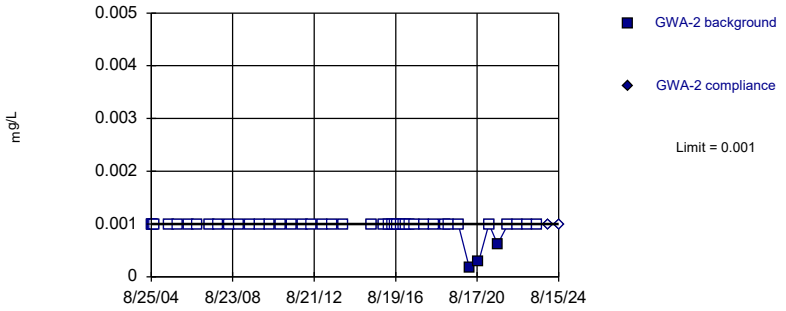

Non-parametric test used in lieu of parametric prediction limit because censored data exceeded 50%. Limit is highest of 46 background values. 93.48% NDs. Well-constituent pair annual alpha = 0.001829. Individual comparison alpha = 0.0009151 (1 of 2).

Constituent: Thallium Analysis Run 9/30/2024 1:32 PM View: Appendix I - Intrawell
Plant McIntosh Client: Southern Company Data: McIntosh LF4 CCR

Sanitas™ v.10.0.22 Software licensed to Groundwater Stats Consulting. UG
Hollow symbols indicate censored values.

Within Limit

Prediction Limit

Intrawell Non-parametric

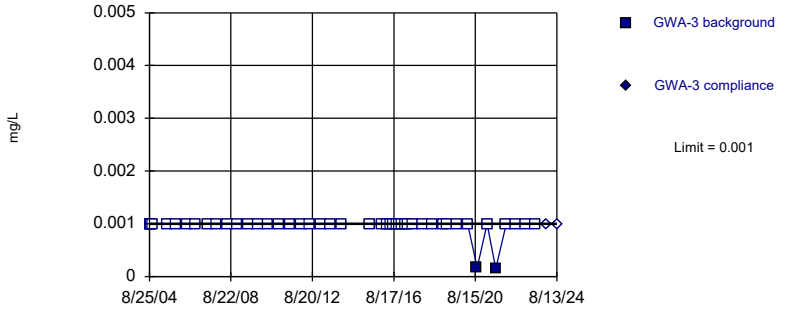

Non-parametric test used in lieu of parametric prediction limit because censored data exceeded 50%. Limit is highest of 46 background values. 95.65% NDs. Well-constituent pair annual alpha = 0.001829. Individual comparison alpha = 0.0009151 (1 of 2).

Constituent: Thallium Analysis Run 9/30/2024 1:32 PM View: Appendix I - Intrawell
Plant McIntosh Client: Southern Company Data: McIntosh LF4 CCR

Sanitas™ v.10.0.22 Software licensed to Groundwater Stats Consulting. UG
Hollow symbols indicate censored values.

Within Limit

Prediction Limit

Intrawell Non-parametric

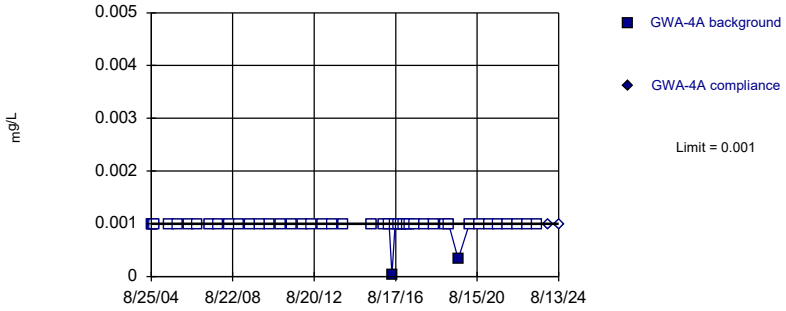

Non-parametric test used in lieu of parametric prediction limit because censored data exceeded 50%. Limit is highest of 46 background values. 95.65% NDs. Well-constituent pair annual alpha = 0.001829. Individual comparison alpha = 0.0009151 (1 of 2).

Constituent: Thallium Analysis Run 9/30/2024 1:32 PM View: Appendix I - Intrawell
Plant McIntosh Client: Southern Company Data: McIntosh LF4 CCR

Sanitas™ v.10.0.22 Software licensed to Groundwater Stats Consulting. UG
Hollow symbols indicate censored values.

Within Limit

Prediction Limit

Intrawell Non-parametric

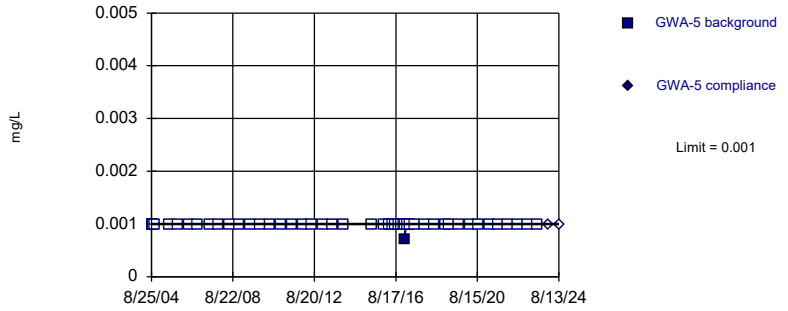

Non-parametric test used in lieu of parametric prediction limit because censored data exceeded 50%. Limit is highest of 48 background values. 97.92% NDs. Well-constituent pair annual alpha = 0.001667. Individual comparison alpha = 0.0008339 (1 of 2).

Constituent: Thallium Analysis Run 9/30/2024 1:32 PM View: Appendix I - Intrawell
Plant McIntosh Client: Southern Company Data: McIntosh LF4 CCR

Sanitas™ v.10.0.22 Software licensed to Groundwater Stats Consulting. UG
Hollow symbols indicate censored values.

Within Limit

Prediction Limit

Intrawell Non-parametric

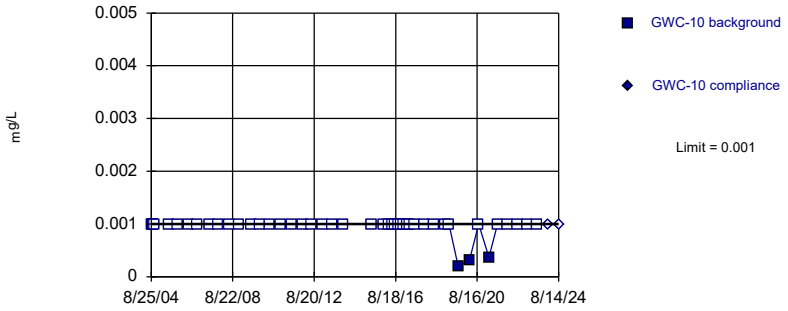

Non-parametric test used in lieu of parametric prediction limit because censored data exceeded 50%. Limit is highest of 46 background values. 93.48% NDs. Well-constituent pair annual alpha = 0.001829. Individual comparison alpha = 0.0009151 (1 of 2).

Constituent: Thallium Analysis Run 9/30/2024 1:32 PM View: Appendix I - Intrawell
Plant McIntosh Client: Southern Company Data: McIntosh LF4 CCR

Sanitas™ v.10.0.22 Software licensed to Groundwater Stats Consulting. UG
Hollow symbols indicate censored values.

Within Limit

Prediction Limit

Intrawell Non-parametric

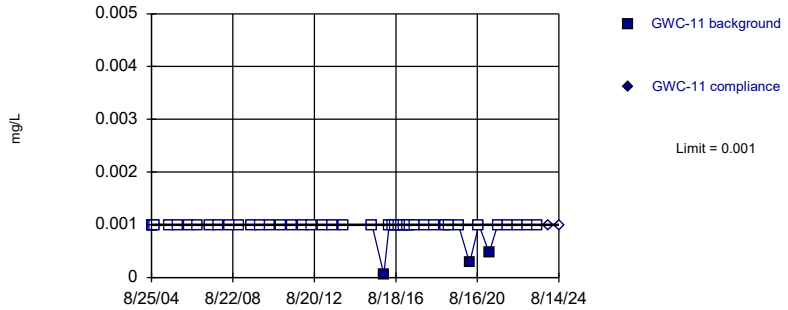

Non-parametric test used in lieu of parametric prediction limit because censored data exceeded 50%. Limit is highest of 46 background values. 93.48% NDs. Well-constituent pair annual alpha = 0.001829. Individual comparison alpha = 0.0009151 (1 of 2).

Constituent: Thallium Analysis Run 9/30/2024 1:32 PM View: Appendix I - Intrawell
Plant McIntosh Client: Southern Company Data: McIntosh LF4 CCR

Sanitas™ v.10.0.22 Software licensed to Groundwater Stats Consulting. UG
Hollow symbols indicate censored values.

Within Limit

Prediction Limit

Intrawell Non-parametric

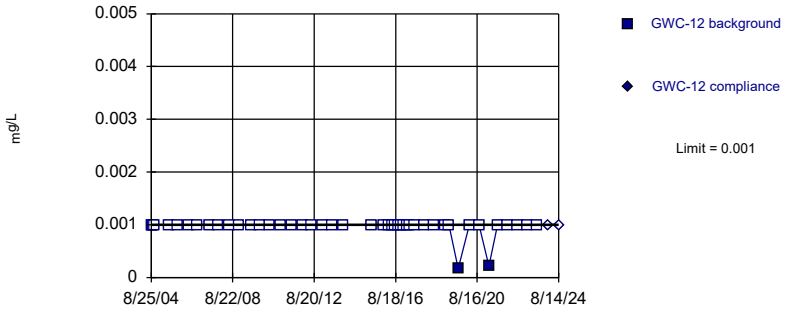

Non-parametric test used in lieu of parametric prediction limit because censored data exceeded 50%. Limit is highest of 46 background values. 95.65% NDs. Well-constituent pair annual alpha = 0.001829. Individual comparison alpha = 0.0009151 (1 of 2).

Constituent: Thallium Analysis Run 9/30/2024 1:32 PM View: Appendix I - Intrawell
Plant McIntosh Client: Southern Company Data: McIntosh LF4 CCR

Sanitas™ v.10.0.22 Software licensed to Groundwater Stats Consulting. UG
Hollow symbols indicate censored values.

Within Limit

Prediction Limit

Intrawell Non-parametric

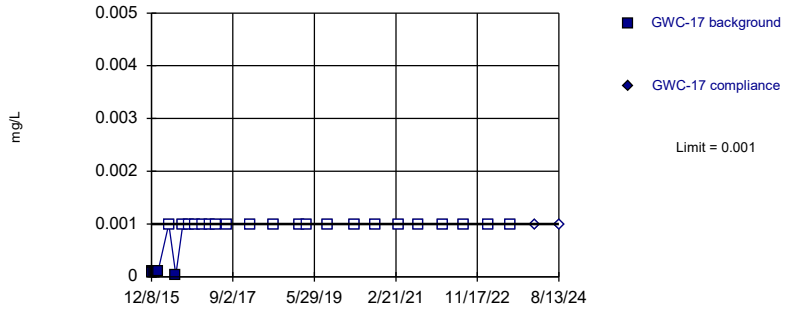

Non-parametric test used in lieu of parametric prediction limit because censored data exceeded 50%. Limit is highest of 27 background values. 77.78% NDs. Well-constituent pair annual alpha = 0.004998. Individual comparison alpha = 0.002502 (1 of 2).

Constituent: Thallium Analysis Run 9/30/2024 1:32 PM View: Appendix I - Intrawell
Plant McIntosh Client: Southern Company Data: McIntosh LF4 CCR

Sanitas™ v.10.0.22 Software licensed to Groundwater Stats Consulting. UG
Hollow symbols indicate censored values.

Within Limit

Prediction Limit

Intrawell Non-parametric

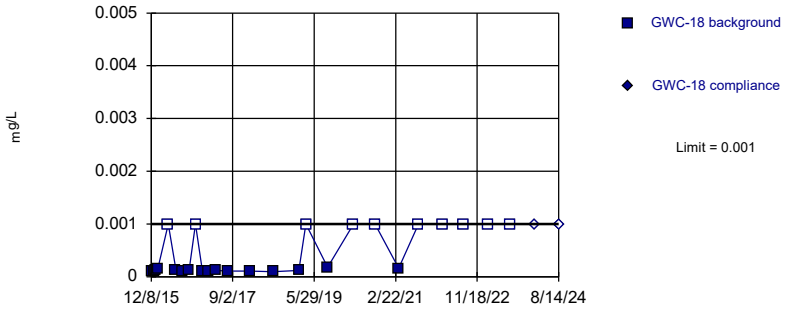

Non-parametric test used in lieu of parametric prediction limit because the Shapiro Wilk normality test showed the data to be non-normal at the 0.01 alpha level. Limit is highest of 27 background values. 37.04% NDs. Well-constituent pair annual alpha = 0.004998. Individual comparison alpha = 0.002502 (1 of 2).

Constituent: Thallium Analysis Run 9/30/2024 1:32 PM View: Appendix I - Intrawell
Plant McIntosh Client: Southern Company Data: McIntosh LF4 CCR

Sanitas™ v.10.0.22 Software licensed to Groundwater Stats Consulting. UG
Hollow symbols indicate censored values.

Within Limit

Prediction Limit

Intrawell Non-parametric

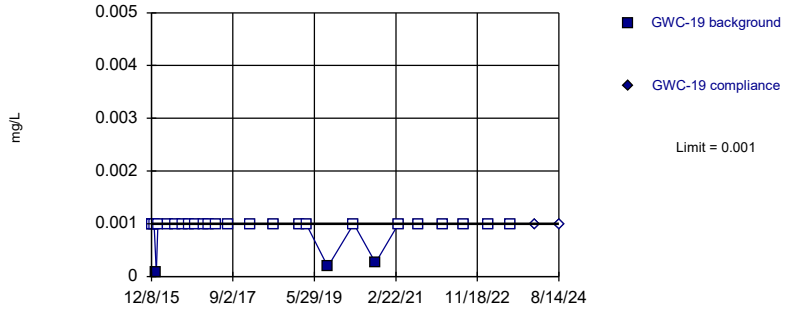

Non-parametric test used in lieu of parametric prediction limit because censored data exceeded 50%. Limit is highest of 27 background values. 88.89% NDs. Well-constituent pair annual alpha = 0.004998. Individual comparison alpha = 0.002502 (1 of 2).

Constituent: Thallium Analysis Run 9/30/2024 1:32 PM View: Appendix I - Intrawell
Plant McIntosh Client: Southern Company Data: McIntosh LF4 CCR

Sanitas™ v.10.0.22 Software licensed to Groundwater Stats Consulting. UG
Hollow symbols indicate censored values.

Within Limit

Prediction Limit

Intrawell Non-parametric

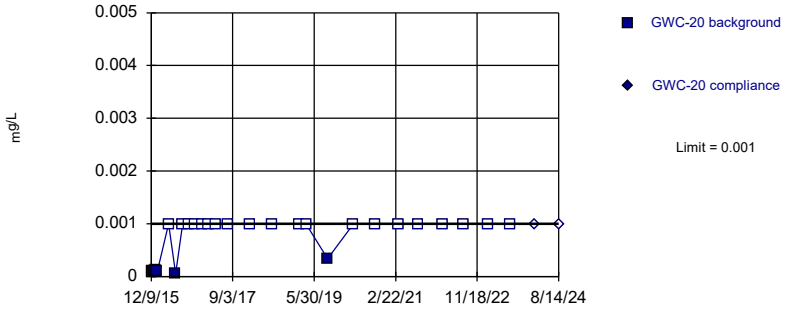

Non-parametric test used in lieu of parametric prediction limit because censored data exceeded 50%. Limit is highest of 27 background values. 74.07% NDs. Well-constituent pair annual alpha = 0.004998. Individual comparison alpha = 0.002502 (1 of 2).

Constituent: Thallium Analysis Run 9/30/2024 1:32 PM View: Appendix I - Intrawell
Plant McIntosh Client: Southern Company Data: McIntosh LF4 CCR

Sanitas™ v.10.0.22 Software licensed to Groundwater Stats Consulting. UG
Hollow symbols indicate censored values.

Within Limit

Prediction Limit

Intrawell Non-parametric

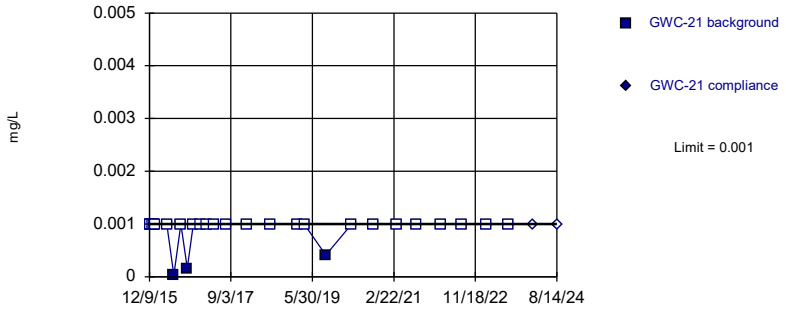

Non-parametric test used in lieu of parametric prediction limit because censored data exceeded 50%. Limit is highest of 27 background values. 88.89% NDs. Well-constituent pair annual alpha = 0.004998. Individual comparison alpha = 0.002502 (1 of 2).

Constituent: Thallium Analysis Run 9/30/2024 1:32 PM View: Appendix I - Intrawell
Plant McIntosh Client: Southern Company Data: McIntosh LF4 CCR

Sanitas™ v.10.0.22 Software licensed to Groundwater Stats Consulting. UG
Hollow symbols indicate censored values.

Within Limit

Prediction Limit

Intrawell Non-parametric

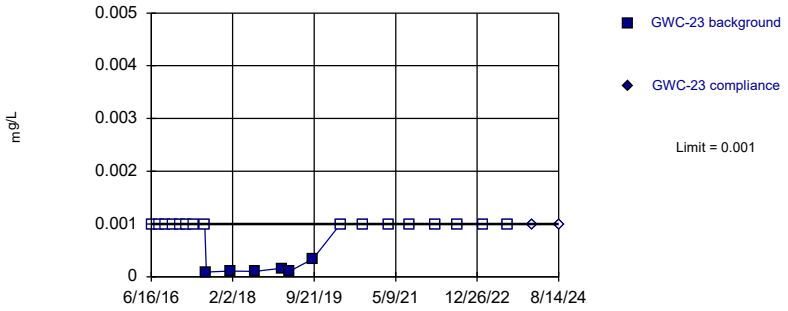

Non-parametric test used in lieu of parametric prediction limit because censored data exceeded 50%. Limit is highest of 22 background values. 72.73% NDs. Well-constituent pair annual alpha = 0.007401. Individual comparison alpha = 0.003707 (1 of 2).

Constituent: Thallium Analysis Run 9/30/2024 1:32 PM View: Appendix I - Intrawell
Plant McIntosh Client: Southern Company Data: McIntosh LF4 CCR

Sanitas™ v.10.0.22 Software licensed to Groundwater Stats Consulting. UG
Hollow symbols indicate censored values.

Within Limit

Prediction Limit

Intrawell Non-parametric

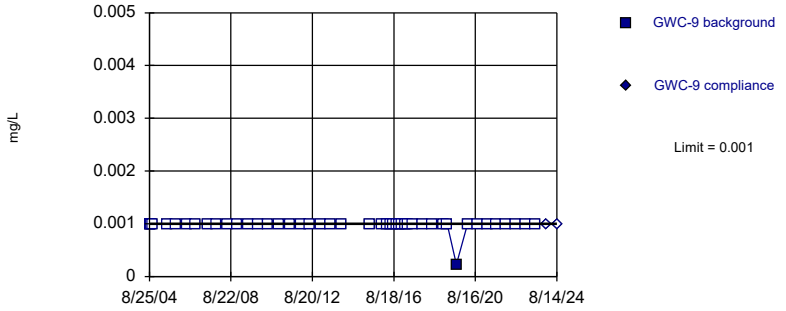

Non-parametric test used in lieu of parametric prediction limit because censored data exceeded 50%. Limit is highest of 46 background values. 97.83% NDs. Well-constituent pair annual alpha = 0.001829. Individual comparison alpha = 0.0009151 (1 of 2).

Constituent: Thallium Analysis Run 9/30/2024 1:32 PM View: Appendix I - Intrawell
Plant McIntosh Client: Southern Company Data: McIntosh LF4 CCR

Sanitas™ v.10.0.22 Software licensed to Groundwater Stats Consulting. UG
Hollow symbols indicate censored values.

Within Limit

Prediction Limit

Intrawell Non-parametric

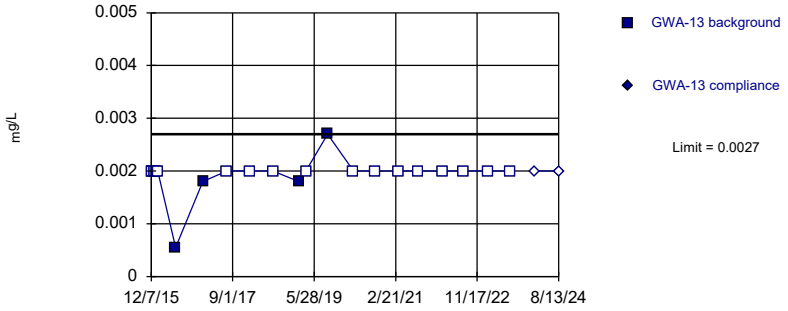

Non-parametric test used in lieu of parametric prediction limit because censored data exceeded 50%. Limit is highest of 21 background values. 80.95% NDs. Well-constituent pair annual alpha = 0.007982. Individual comparison alpha = 0.003999 (1 of 2).

Constituent: Vanadium Analysis Run 9/30/2024 1:32 PM View: Appendix I - Intrawell
Plant McIntosh Client: Southern Company Data: McIntosh LF4 CCR

Sanitas™ v.10.0.22 Software licensed to Groundwater Stats Consulting. UG
Hollow symbols indicate censored values.

Within Limit

Prediction Limit

Intrawell Non-parametric

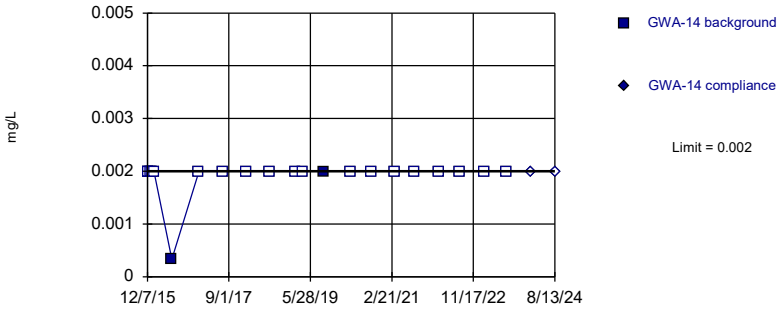

Non-parametric test used in lieu of parametric prediction limit because censored data exceeded 50%. Limit is highest of 21 background values. 90.48% NDs. Well-constituent pair annual alpha = 0.007982. Individual comparison alpha = 0.003999 (1 of 2).

Constituent: Vanadium Analysis Run 9/30/2024 1:32 PM View: Appendix I - Intrawell
Plant McIntosh Client: Southern Company Data: McIntosh LF4 CCR

Sanitas™ v.10.0.22 Software licensed to Groundwater Stats Consulting. UG
Hollow symbols indicate censored values.

Within Limit

Prediction Limit

Intrawell Non-parametric

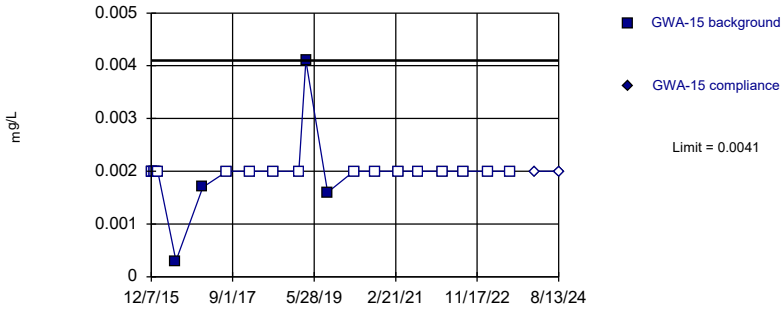

Non-parametric test used in lieu of parametric prediction limit because censored data exceeded 50%. Limit is highest of 21 background values. 80.95% NDs. Well-constituent pair annual alpha = 0.007982. Individual comparison alpha = 0.003999 (1 of 2).

Constituent: Vanadium Analysis Run 9/30/2024 1:32 PM View: Appendix I - Intrawell
Plant McIntosh Client: Southern Company Data: McIntosh LF4 CCR

Sanitas™ v.10.0.22 Software licensed to Groundwater Stats Consulting. UG
Hollow symbols indicate censored values.

Within Limit

Prediction Limit

Intrawell Non-parametric

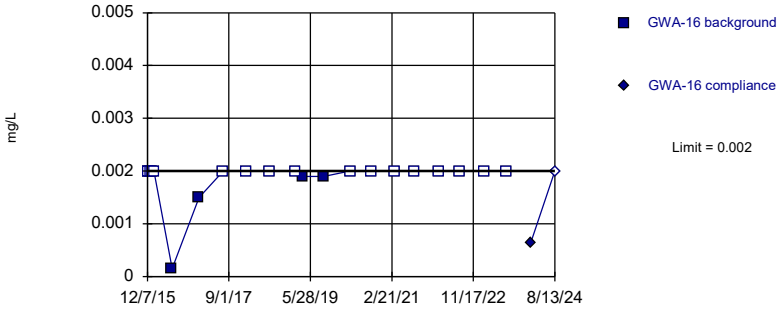

Non-parametric test used in lieu of parametric prediction limit because censored data exceeded 50%. Limit is highest of 21 background values. 80.95% NDs. Well-constituent pair annual alpha = 0.007982. Individual comparison alpha = 0.003999 (1 of 2).

Constituent: Vanadium Analysis Run 9/30/2024 1:32 PM View: Appendix I - Intrawell
Plant McIntosh Client: Southern Company Data: McIntosh LF4 CCR

Sanitas™ v.10.0.22 Software licensed to Groundwater Stats Consulting. UG
Hollow symbols indicate censored values.

Within Limit

Prediction Limit

Intrawell Non-parametric

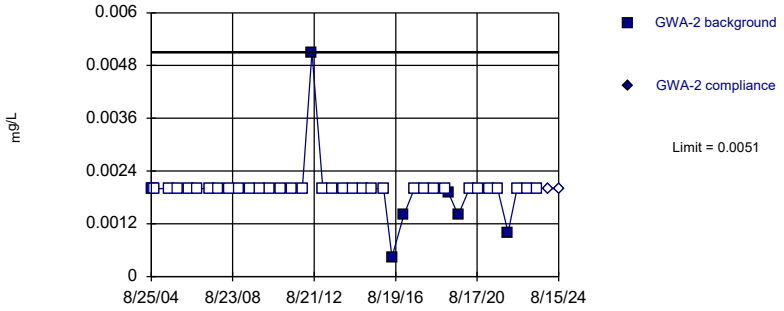

Non-parametric test used in lieu of parametric prediction limit because censored data exceeded 50%. Limit is highest of 42 background values. 85.71% NDs. Well-constituent pair annual alpha = 0.002154. Individual comparison alpha = 0.001077 (1 of 2).

Constituent: Vanadium Analysis Run 9/30/2024 1:32 PM View: Appendix I - Intrawell
Plant McIntosh Client: Southern Company Data: McIntosh LF4 CCR

Sanitas™ v.10.0.22 Software licensed to Groundwater Stats Consulting. UG
Hollow symbols indicate censored values.

Within Limit

Prediction Limit

Intrawell Non-parametric

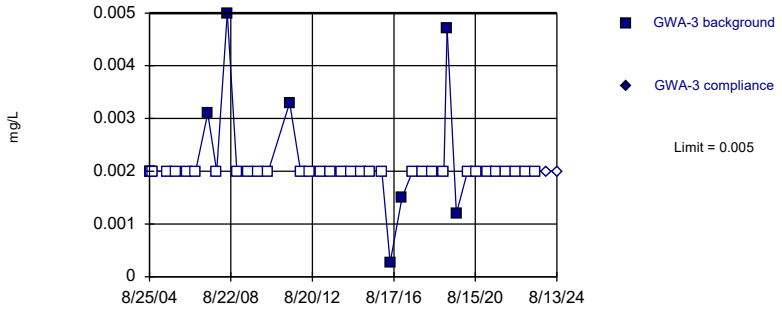

Non-parametric test used in lieu of parametric prediction limit because censored data exceeded 50%. Limit is highest of 41 background values. 82.93% NDs. Well-constituent pair annual alpha = 0.002235. Individual comparison alpha = 0.001118 (1 of 2).

Constituent: Vanadium Analysis Run 9/30/2024 1:32 PM View: Appendix I - Intrawell
Plant McIntosh Client: Southern Company Data: McIntosh LF4 CCR

Sanitas™ v.10.0.22 Software licensed to Groundwater Stats Consulting. UG
Hollow symbols indicate censored values.

Within Limit

Prediction Limit

Intrawell Non-parametric

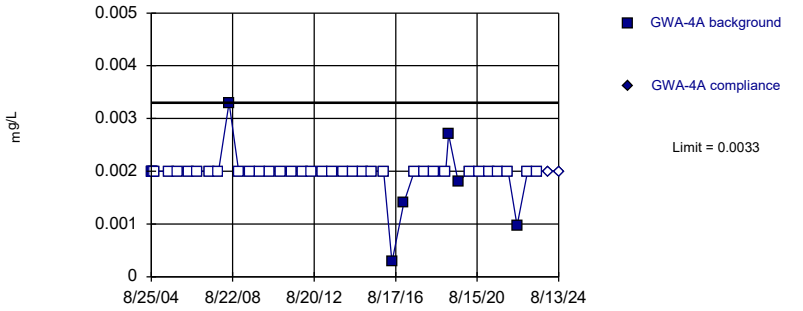

Non-parametric test used in lieu of parametric prediction limit because censored data exceeded 50%. Limit is highest of 42 background values. 85.71% NDs. Well-constituent pair annual alpha = 0.002154. Individual comparison alpha = 0.001077 (1 of 2).

Constituent: Vanadium Analysis Run 9/30/2024 1:32 PM View: Appendix I - Intrawell
Plant McIntosh Client: Southern Company Data: McIntosh LF4 CCR

Sanitas™ v.10.0.22 Software licensed to Groundwater Stats Consulting. UG
Hollow symbols indicate censored values.

Within Limit

Prediction Limit

Intrawell Non-parametric

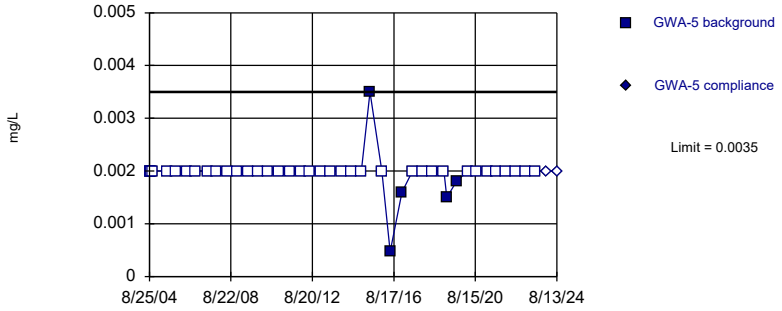

Non-parametric test used in lieu of parametric prediction limit because censored data exceeded 50%. Limit is highest of 42 background values. 88.1% NDs. Well-constituent pair annual alpha = 0.002154. Individual comparison alpha = 0.001077 (1 of 2).

Constituent: Vanadium Analysis Run 9/30/2024 1:32 PM View: Appendix I - Intrawell
Plant McIntosh Client: Southern Company Data: McIntosh LF4 CCR

Sanitas™ v.10.0.22 Software licensed to Groundwater Stats Consulting. UG
Hollow symbols indicate censored values.

Within Limit

Prediction Limit

Intrawell Non-parametric

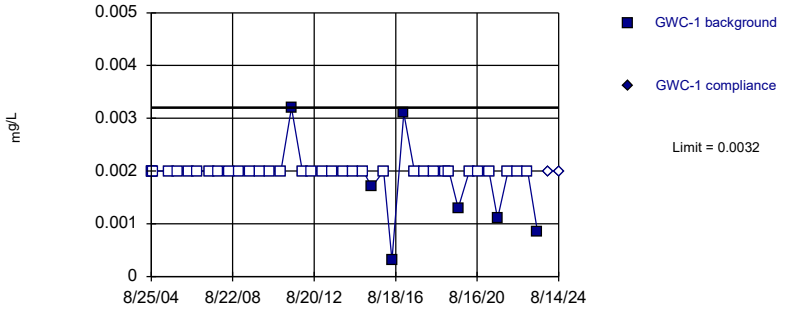

Non-parametric test used in lieu of parametric prediction limit because censored data exceeded 50%. Limit is highest of 41 background values. 82.93% NDs. Well-constituent pair annual alpha = 0.002235. Individual comparison alpha = 0.001118 (1 of 2).

Constituent: Vanadium Analysis Run 9/30/2024 1:32 PM View: Appendix I - Intrawell
Plant McIntosh Client: Southern Company Data: McIntosh LF4 CCR

Sanitas™ v.10.0.22 Software licensed to Groundwater Stats Consulting. UG
Hollow symbols indicate censored values.

Within Limit

Prediction Limit

Intrawell Non-parametric

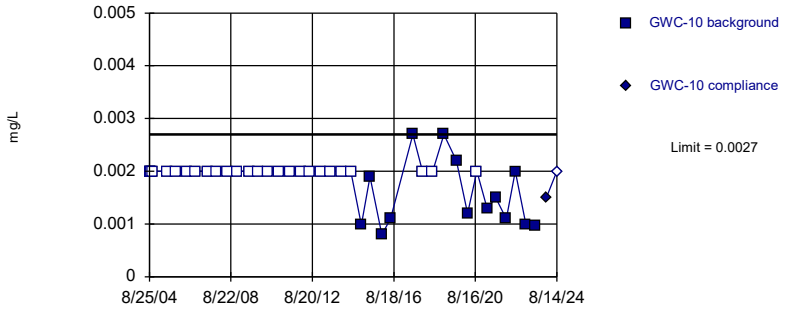

Non-parametric test used in lieu of parametric prediction limit because censored data exceeded 50%. Limit is highest of 40 background values. 65% NDs. Well-constituent pair annual alpha = 0.002316. Individual comparison alpha = 0.001159 (1 of 2).

Constituent: Vanadium Analysis Run 9/30/2024 1:32 PM View: Appendix I - Intrawell
Plant McIntosh Client: Southern Company Data: McIntosh LF4 CCR

Sanitas™ v.10.0.22 Software licensed to Groundwater Stats Consulting. UG
Hollow symbols indicate censored values.

Within Limit

Prediction Limit

Intrawell Non-parametric

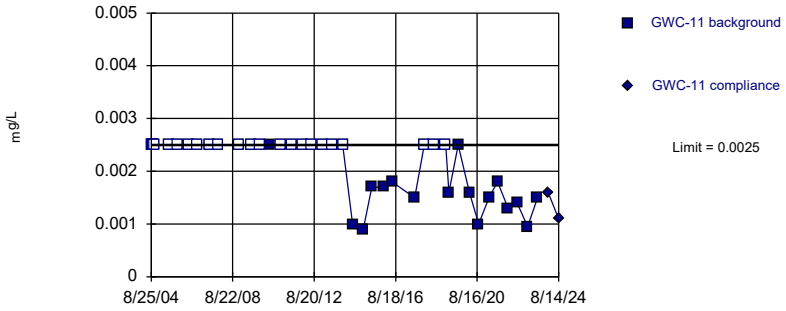

Non-parametric test used in lieu of parametric prediction limit because censored data exceeded 50%. Limit is highest of 40 background values. 57.5% NDs. Well-constituent pair annual alpha = 0.002316. Individual comparison alpha = 0.001159 (1 of 2).

Constituent: Vanadium Analysis Run 9/30/2024 1:32 PM View: Appendix I - Intrawell
Plant McIntosh Client: Southern Company Data: McIntosh LF4 CCR

Sanitas™ v.10.0.22 Software licensed to Groundwater Stats Consulting. UG
Hollow symbols indicate censored values.

Within Limit

Prediction Limit

Intrawell Non-parametric

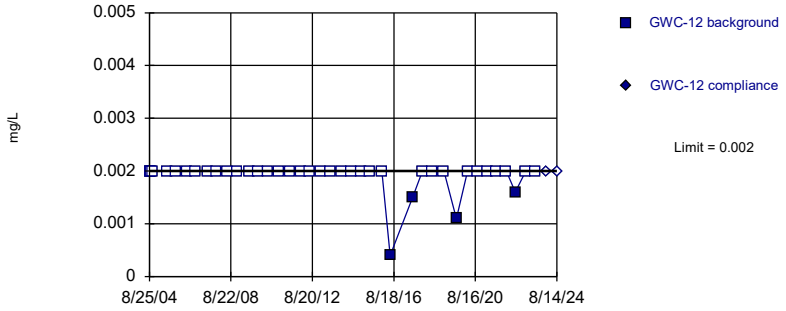

Non-parametric test used in lieu of parametric prediction limit because censored data exceeded 50%. Limit is highest of 40 background values. 90% NDs. Well-constituent pair annual alpha = 0.002316. Individual comparison alpha = 0.001159 (1 of 2).

Constituent: Vanadium Analysis Run 9/30/2024 1:32 PM View: Appendix I - Intrawell
Plant McIntosh Client: Southern Company Data: McIntosh LF4 CCR

Sanitas™ v.10.0.22 Software licensed to Groundwater Stats Consulting. UG
Hollow symbols indicate censored values.

Within Limit

Prediction Limit

Intrawell Non-parametric

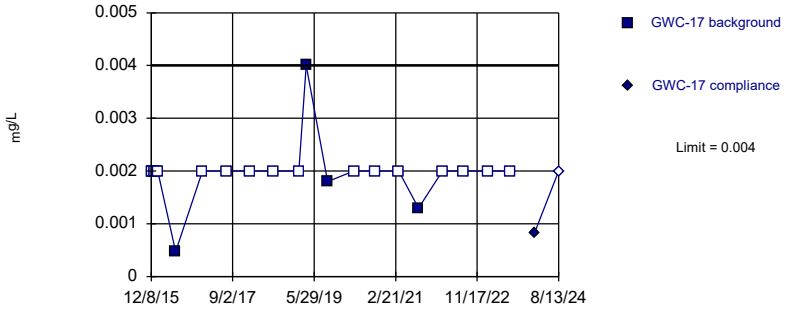

Non-parametric test used in lieu of parametric prediction limit because censored data exceeded 50%. Limit is highest of 21 background values. 80.95% NDs. Well-constituent pair annual alpha = 0.007982. Individual comparison alpha = 0.003999 (1 of 2).

Constituent: Vanadium Analysis Run 9/30/2024 1:32 PM View: Appendix I - Intrawell
Plant McIntosh Client: Southern Company Data: McIntosh LF4 CCR

Sanitas™ v.10.0.22 Software licensed to Groundwater Stats Consulting. UG

Within Limit

Prediction Limit

Intrawell Parametric

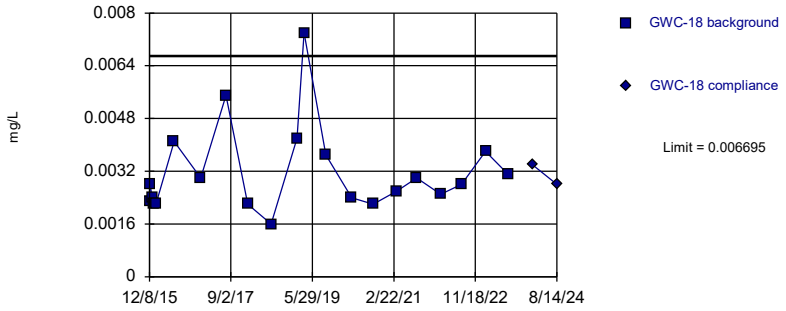

Background Data Summary (based on cube root transformation): Mean=0.1443, Std. Dev.=0.01796, n=21. Normality test: Shapiro Wilk @alpha = 0.01, calculated = 0.8895, critical = 0.873. Kappa = 2.461 (c=15, w=9, 1 of 2, event alpha = 0.05132). Report alpha = 0.0003901.

Constituent: Vanadium Analysis Run 9/30/2024 1:32 PM View: Appendix I - Intrawell
Plant McIntosh Client: Southern Company Data: McIntosh LF4 CCR

Sanitas™ v.10.0.22 Software licensed to Groundwater Stats Consulting. UG
Hollow symbols indicate censored values.

Within Limit

Prediction Limit

Intrawell Parametric

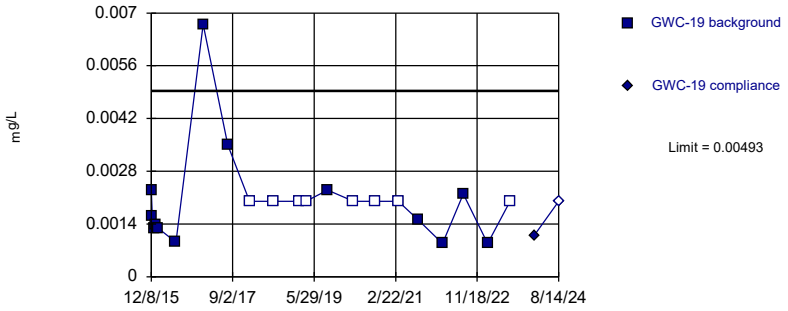

Background Data Summary (based on natural log transformation) (after Kaplan-Meier Adjustment): Mean=-6.575, Std. Dev.=0.5131, n=21, 38.1% NDs. Normality test: Shapiro Wilk @alpha = 0.01, calculated = 0.884, critical = 0.873. Kappa = 2.461 (c=15, w=9, 1 of 2, event alpha = 0.05132). Report alpha = 0.0003901.

Constituent: Vanadium Analysis Run 9/30/2024 1:32 PM View: Appendix I - Intrawell
Plant McIntosh Client: Southern Company Data: McIntosh LF4 CCR

Sanitas™ v.10.0.22 Software licensed to Groundwater Stats Consulting. UG
Hollow symbols indicate censored values.

Within Limit

Prediction Limit

Intrawell Non-parametric

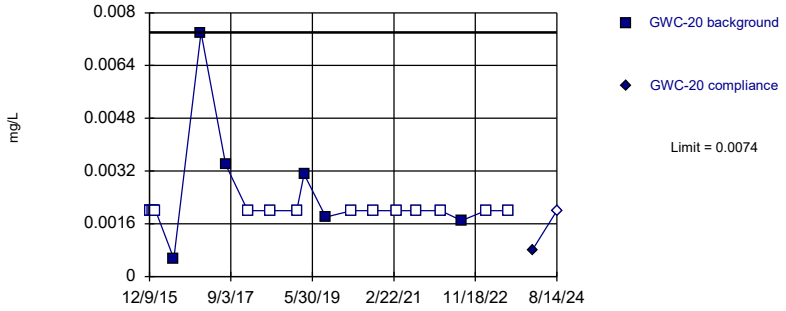

Non-parametric test used in lieu of parametric prediction limit because censored data exceeded 50%. Limit is highest of 21 background values. 71.43% NDs. Well-constituent pair annual alpha = 0.007982. Individual comparison alpha = 0.003999 (1 of 2).

Constituent: Vanadium Analysis Run 9/30/2024 1:32 PM View: Appendix I - Intrawell
Plant McIntosh Client: Southern Company Data: McIntosh LF4 CCR

Sanitas™ v.10.0.22 Software licensed to Groundwater Stats Consulting. UG
Hollow symbols indicate censored values.

Within Limit

Prediction Limit

Intrawell Non-parametric

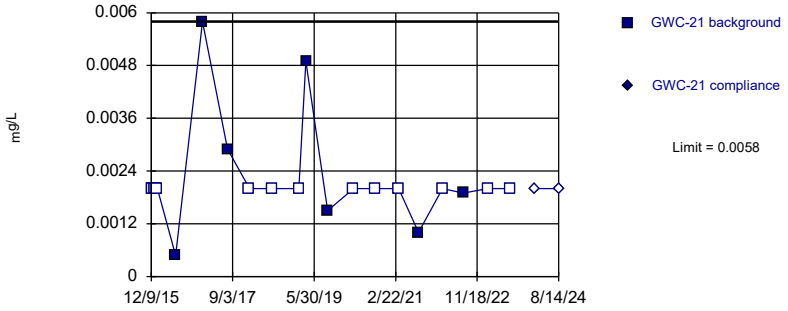

Non-parametric test used in lieu of parametric prediction limit because censored data exceeded 50%. Limit is highest of 21 background values. 66.67% NDs. Well-constituent pair annual alpha = 0.007982. Individual comparison alpha = 0.003999 (1 of 2).

Constituent: Vanadium Analysis Run 9/30/2024 1:32 PM View: Appendix I - Intrawell
Plant McIntosh Client: Southern Company Data: McIntosh LF4 CCR

Sanitas™ v.10.0.22 Software licensed to Groundwater Stats Consulting. UG
Hollow symbols indicate censored values.

Within Limit

Prediction Limit

Intrawell Parametric

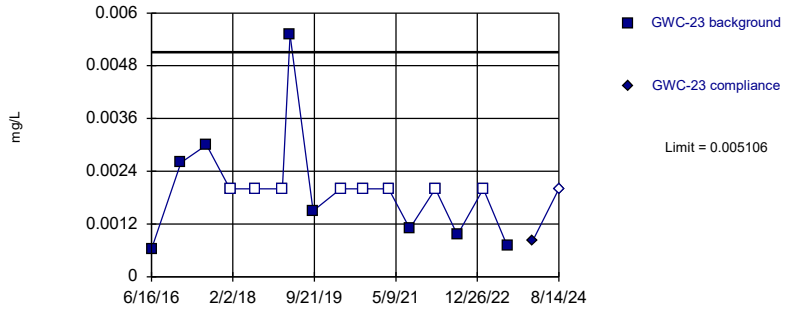

Background Data Summary (based on cube root transformation) (after Kaplan-Meier Adjustment): Mean=0.1084, Std. Dev.=0.02441, n=16, 50% NDs. Normality test: Shapiro Wilk @alpha = 0.05, calculated = 0.8885, critical = 0.887. Kappa = 2.615 (c=15, w=9, 1 of 2, event alpha = 0.05132). Report alpha = 0.0003901.

Constituent: Vanadium Analysis Run 9/30/2024 1:32 PM View: Appendix I - Intrawell
Plant McIntosh Client: Southern Company Data: McIntosh LF4 CCR

Sanitas™ v.10.0.22 Software licensed to Groundwater Stats Consulting. UG
Hollow symbols indicate censored values.

Within Limit

Prediction Limit

Intrawell Non-parametric

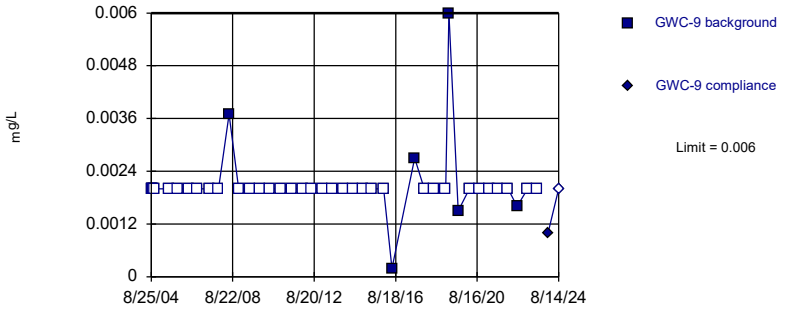

Non-parametric test used in lieu of parametric prediction limit because censored data exceeded 50%. Limit is highest of 41 background values. 85.37% NDs. Well-constituent pair annual alpha = 0.002235. Individual comparison alpha = 0.001118 (1 of 2).

Constituent: Vanadium Analysis Run 9/30/2024 1:32 PM View: Appendix I - Intrawell
Plant McIntosh Client: Southern Company Data: McIntosh LF4 CCR

Sanitas™ v.10.0.22 Software licensed to Groundwater Stats Consulting. UG
Hollow symbols indicate censored values.

Within Limit

Prediction Limit

Intrawell Non-parametric

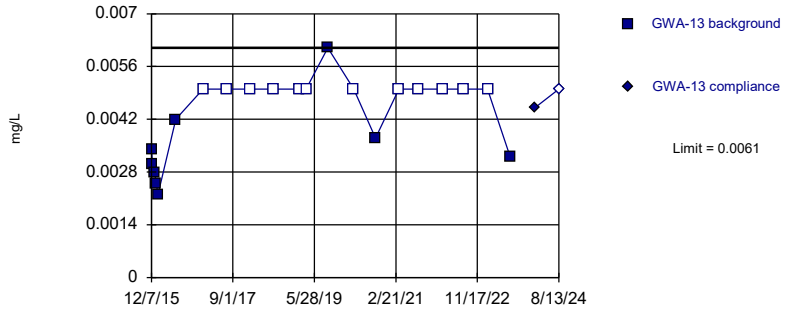

Non-parametric test used in lieu of parametric prediction limit because censored data exceeded 50%. Limit is highest of 21 background values. 57.14% NDs. Well-constituent pair annual alpha = 0.007982. Individual comparison alpha = 0.003999 (1 of 2).

Constituent: Zinc Analysis Run 9/30/2024 1:32 PM View: Appendix I - Intrawell
Plant McIntosh Client: Southern Company Data: McIntosh LF4 CCR

Sanitas™ v.10.0.22 Software licensed to Groundwater Stats Consulting. UG
Hollow symbols indicate censored values.

Within Limit

Prediction Limit

Intrawell Non-parametric

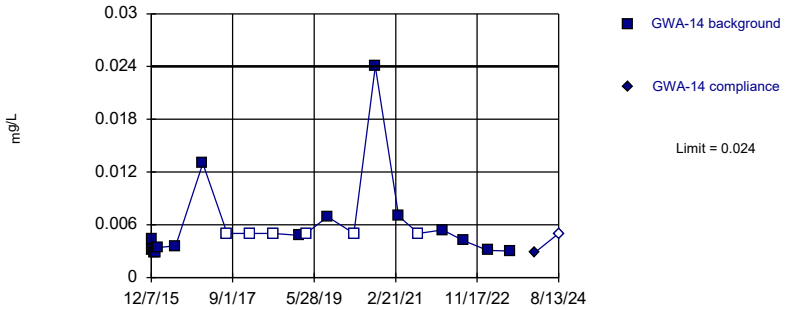

Non-parametric test used in lieu of parametric prediction limit because the Shapiro Wilk normality test showed the data to be non-normal at the 0.01 alpha level. Limit is highest of 21 background values. 28.57% NDs. Well-constituent pair annual alpha = 0.007982. Individual comparison alpha = 0.003999 (1 of 2).

Constituent: Zinc Analysis Run 9/30/2024 1:32 PM View: Appendix I - Intrawell
Plant McIntosh Client: Southern Company Data: McIntosh LF4 CCR

Sanitas™ v.10.0.22 Software licensed to Groundwater Stats Consulting. UG
Hollow symbols indicate censored values.

Within Limit

Prediction Limit

Intrawell Non-parametric

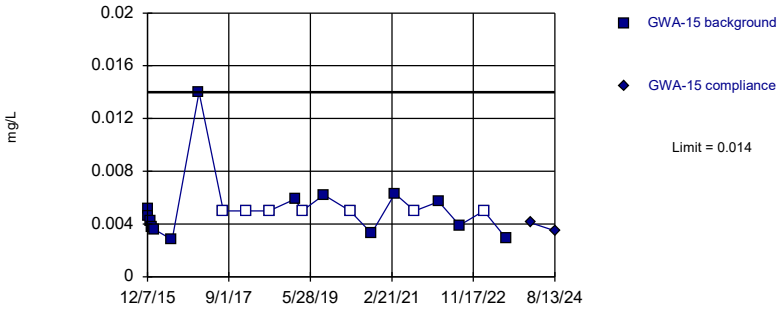

Non-parametric test used in lieu of parametric prediction limit because the Shapiro Wilk normality test showed the data to be non-normal at the 0.01 alpha level. Limit is highest of 21 background values. 33.33% NDs. Well-constituent pair annual alpha = 0.007982. Individual comparison alpha = 0.003999 (1 of 2).

Constituent: Zinc Analysis Run 9/30/2024 1:32 PM View: Appendix I - Intrawell
Plant McIntosh Client: Southern Company Data: McIntosh LF4 CCR

Sanitas™ v.10.0.22 Software licensed to Groundwater Stats Consulting. UG
Hollow symbols indicate censored values.

Exceeds Limit

Prediction Limit

Intrawell Parametric

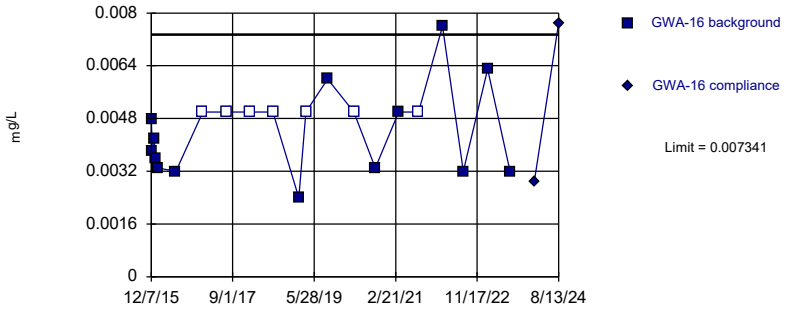

Background Data Summary (after Kaplan-Meier Adjustment): Mean=0.003833, Std. Dev.=0.001425, n=21, 33.33% NDs. Normality test: Shapiro Wilk @alpha = 0.01, calculated = 0.9201, critical = 0.873. Kappa = 2.461 (c=15, w=9, 1 of 2, event alpha = 0.05132). Report alpha = 0.0003901.

Constituent: Zinc Analysis Run 9/30/2024 1:32 PM View: Appendix I - Intrawell
Plant McIntosh Client: Southern Company Data: McIntosh LF4 CCR

Sanitas™ v.10.0.22 Software licensed to Groundwater Stats Consulting. UG
Hollow symbols indicate censored values.

Exceeds Limit

Prediction Limit

Intrawell Non-parametric

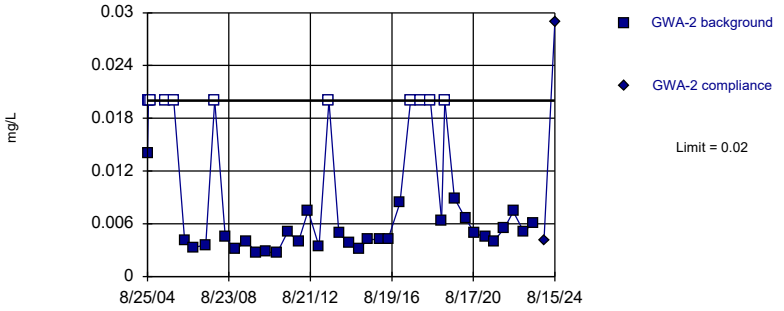

Non-parametric test used in lieu of parametric prediction limit because the Shapiro Wilk normality test showed the data to be non-normal at the 0.01 alpha level. Limit is highest of 42 background values. 26.19% NDs. Well-constituent pair annual alpha = 0.002154. Individual comparison alpha = 0.001077 (1 of 2).

Constituent: Zinc Analysis Run 9/30/2024 1:32 PM View: Appendix I - Intrawell
Plant McIntosh Client: Southern Company Data: McIntosh LF4 CCR

Sanitas™ v.10.0.22 Software licensed to Groundwater Stats Consulting. UG
Hollow symbols indicate censored values.

Within Limit

Prediction Limit

Intrawell Non-parametric

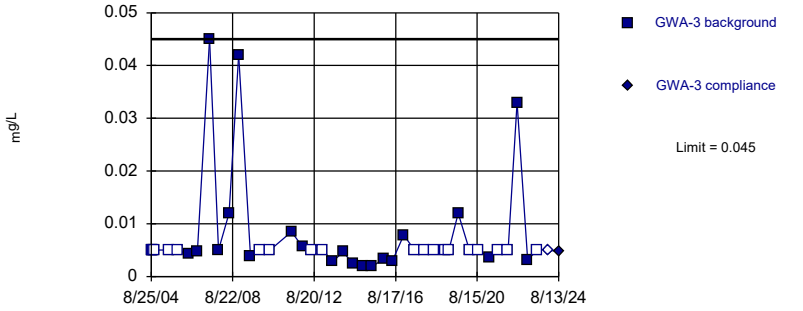

Non-parametric test used in lieu of parametric prediction limit because the Shapiro Wilk normality test showed the data to be non-normal at the 0.01 alpha level. Limit is highest of 41 background values. 48.78% NDs. Well-constituent pair annual alpha = 0.002235. Individual comparison alpha = 0.001118 (1 of 2).

Constituent: Zinc Analysis Run 9/30/2024 1:32 PM View: Appendix I - Intrawell
Plant McIntosh Client: Southern Company Data: McIntosh LF4 CCR

Sanitas™ v.10.0.22 Software licensed to Groundwater Stats Consulting. UG
Hollow symbols indicate censored values.

Within Limit

Prediction Limit

Intrawell Parametric

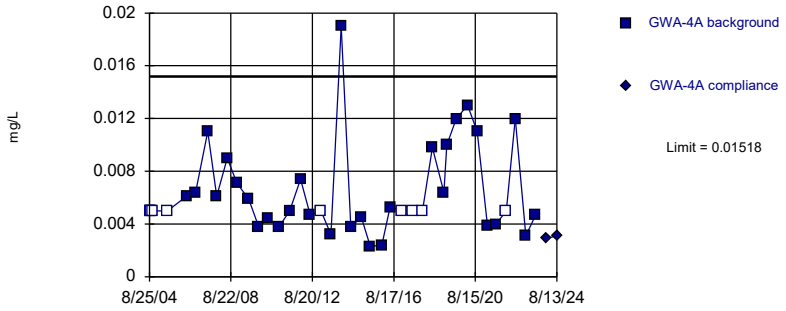

Background Data Summary (based on natural log transformation) (after Kaplan-Meier Adjustment): Mean=-5.376, Std. Dev.=0.5302, n=41, 24.39% NDs. Normality test: Shapiro Wilk @alpha = 0.01, calculated = 0.9443, critical = 0.92. Kappa = 2.24 (c=15, w=9, 1 of 2, event alpha = 0.05132). Report alpha = 0.0003901.

Constituent: Zinc Analysis Run 9/30/2024 1:32 PM View: Appendix I - Intrawell
Plant McIntosh Client: Southern Company Data: McIntosh LF4 CCR

Sanitas™ v.10.0.22 Software licensed to Groundwater Stats Consulting. UG
Hollow symbols indicate censored values.

Within Limit

Prediction Limit

Intrawell Non-parametric

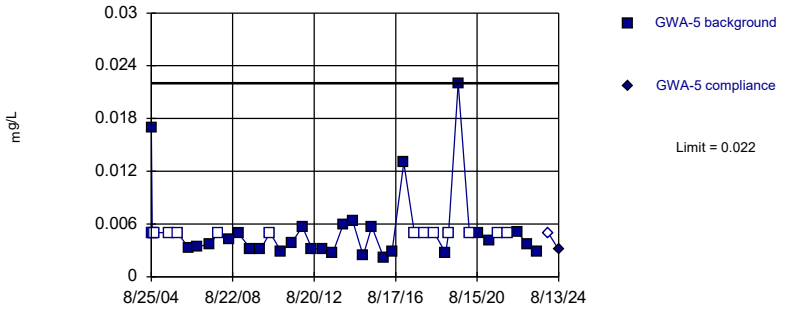

Non-parametric test used in lieu of parametric prediction limit because the Shapiro Wilk normality test showed the data to be non-normal at the 0.01 alpha level. Limit is highest of 42 background values. 33.33% NDs. Well-constituent pair annual alpha = 0.002154. Individual comparison alpha = 0.001077 (1 of 2).

Constituent: Zinc Analysis Run 9/30/2024 1:32 PM View: Appendix I - Intrawell
Plant McIntosh Client: Southern Company Data: McIntosh LF4 CCR

Sanitas™ v.10.0.22 Software licensed to Groundwater Stats Consulting. UG
Hollow symbols indicate censored values.

Within Limit

Prediction Limit

Intrawell Parametric

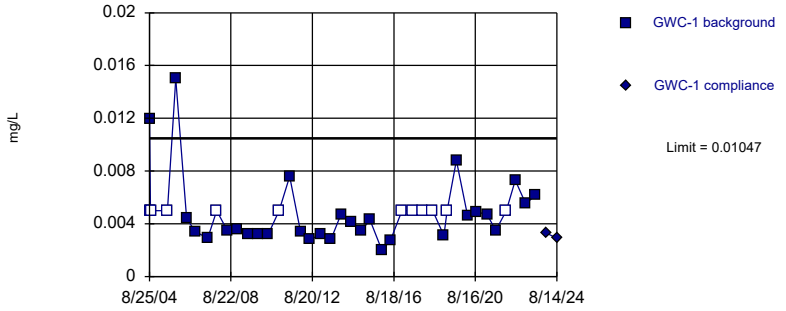

Background Data Summary (based on natural log transformation) (after Kaplan-Meier Adjustment): Mean=-5.583, Std. Dev.=0.457, n=41, 26.83% NDs. Normality test: Shapiro Wilk @alpha = 0.01, calculated = 0.9224, critical = 0.92. Kappa = 2.24 (c=15, w=9, 1 of 2, event alpha = 0.05132). Report alpha = 0.0003901.

Constituent: Zinc Analysis Run 9/30/2024 1:32 PM View: Appendix I - Intrawell
Plant McIntosh Client: Southern Company Data: McIntosh LF4 CCR

Sanitas™ v.10.0.22 Software licensed to Groundwater Stats Consulting. UG
Hollow symbols indicate censored values.

Within Limit

Prediction Limit

Intrawell Non-parametric

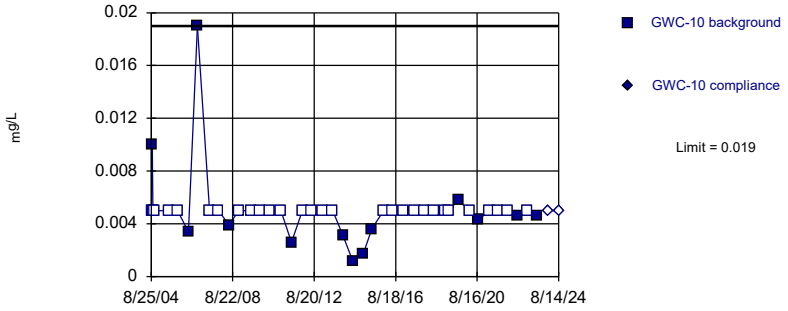

Non-parametric test used in lieu of parametric prediction limit because censored data exceeded 50%. Limit is highest of 42 background values. 69.05% NDs. Well-constituent pair annual alpha = 0.002154. Individual comparison alpha = 0.001077 (1 of 2).

Constituent: Zinc Analysis Run 9/30/2024 1:32 PM View: Appendix I - Intrawell
Plant McIntosh Client: Southern Company Data: McIntosh LF4 CCR

Sanitas™ v.10.0.22 Software licensed to Groundwater Stats Consulting. UG
Hollow symbols indicate censored values.

Within Limit

Prediction Limit

Intrawell Non-parametric

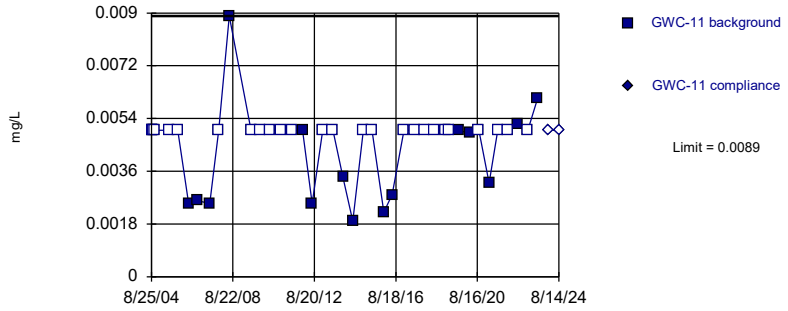

Non-parametric test used in lieu of parametric prediction limit because censored data exceeded 50%. Limit is highest of 41 background values. 63.41% NDs. Well-constituent pair annual alpha = 0.002235. Individual comparison alpha = 0.001118 (1 of 2).

Constituent: Zinc Analysis Run 9/30/2024 1:32 PM View: Appendix I - Intrawell
Plant McIntosh Client: Southern Company Data: McIntosh LF4 CCR

Sanitas™ v.10.0.22 Software licensed to Groundwater Stats Consulting. UG
Hollow symbols indicate censored values.

Exceeds Limit

Prediction Limit

Intrawell Parametric

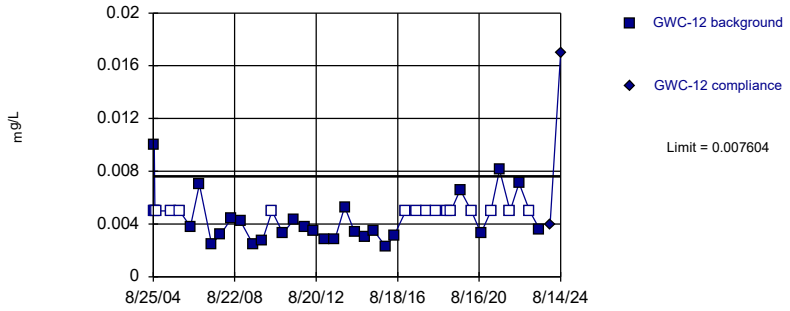

Background Data Summary (based on cube root transformation) (after Kaplan-Meier Adjustment): Mean=0.1529, Std. Dev.=0.01957, n=42, 38.1% NDs. Normality test: Shapiro Wilk @alpha = 0.01, calculated = 0.9303, critical = 0.922. Kappa = 2.235 (c=15, w=9, 1 of 2, event alpha = 0.05132). Report alpha = 0.0003901.

Constituent: Zinc Analysis Run 9/30/2024 1:32 PM View: Appendix I - Intrawell
Plant McIntosh Client: Southern Company Data: McIntosh LF4 CCR

Sanitas™ v.10.0.22 Software licensed to Groundwater Stats Consulting. UG
Hollow symbols indicate censored values.

Within Limit

Prediction Limit

Intrawell Non-parametric

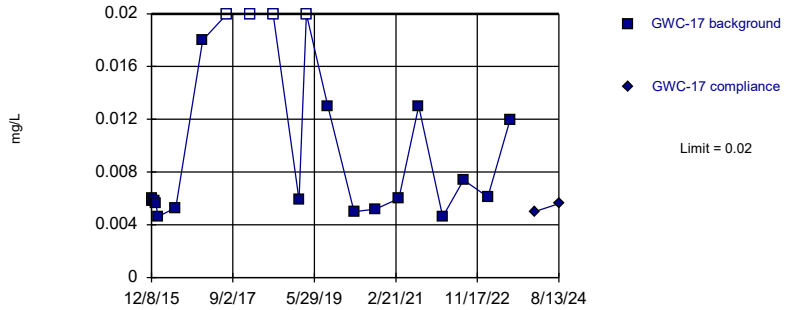

Non-parametric test used in lieu of parametric prediction limit because the Shapiro Wilk normality test showed the data to be non-normal at the 0.01 alpha level. Limit is highest of 21 background values. 19.05% NDs. Well-constituent pair annual alpha = 0.007982. Individual comparison alpha = 0.003999 (1 of 2).

Constituent: Zinc Analysis Run 9/30/2024 1:32 PM View: Appendix I - Intrawell
Plant McIntosh Client: Southern Company Data: McIntosh LF4 CCR

Sanitas™ v.10.0.22 Software licensed to Groundwater Stats Consulting. UG
Hollow symbols indicate censored values.

Within Limit

Prediction Limit

Intrawell Non-parametric

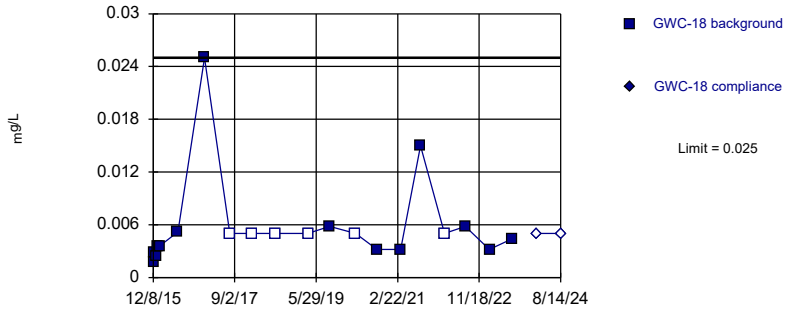

Non-parametric test used in lieu of parametric prediction limit because the Shapiro Wilk normality test showed the data to be non-normal at the 0.01 alpha level. Limit is highest of 20 background values. 30% NDs. Well-constituent pair annual alpha = 0.008564. Individual comparison alpha = 0.004291 (1 of 2).

Constituent: Zinc Analysis Run 9/30/2024 1:32 PM View: Appendix I - Intrawell
Plant McIntosh Client: Southern Company Data: McIntosh LF4 CCR

Sanitas™ v.10.0.22 Software licensed to Groundwater Stats Consulting. UG
Hollow symbols indicate censored values.

Within Limit

Prediction Limit

Intrawell Non-parametric

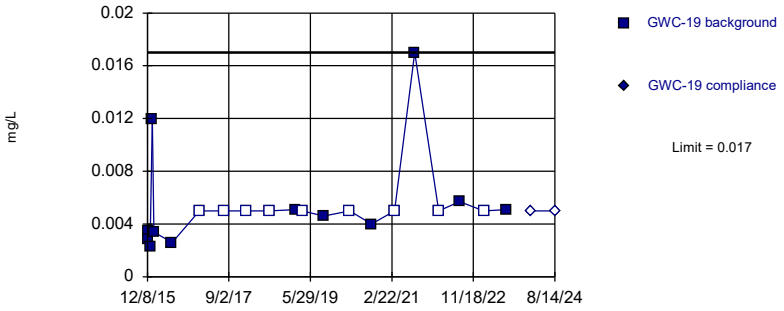

Non-parametric test used in lieu of parametric prediction limit because the Shapiro Wilk normality test showed the data to be non-normal at the 0.01 alpha level. Limit is highest of 21 background values. 42.86% NDs. Well-constituent pair annual alpha = 0.007982. Individual comparison alpha = 0.003999 (1 of 2).

Constituent: Zinc Analysis Run 9/30/2024 1:33 PM View: Appendix I - Intrawell
Plant McIntosh Client: Southern Company Data: McIntosh LF4 CCR

Sanitas™ v.10.0.22 Software licensed to Groundwater Stats Consulting. UG
Hollow symbols indicate censored values.

Within Limit

Prediction Limit

Intrawell Non-parametric

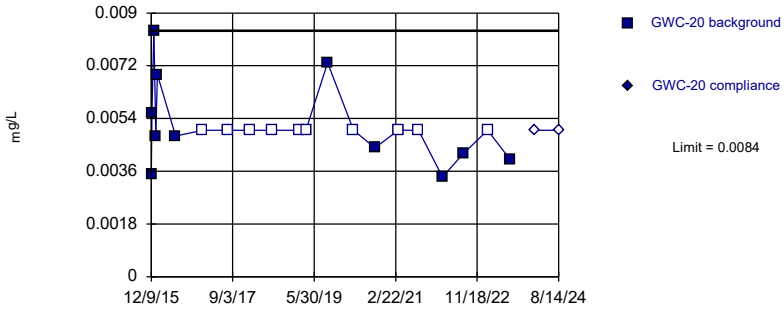

Non-parametric test used in lieu of parametric prediction limit because the Shapiro Wilk normality test showed the data to be non-normal at the 0.01 alpha level. Limit is highest of 21 background values. 47.62% NDs. Well-constituent pair annual alpha = 0.007982. Individual comparison alpha = 0.003999 (1 of 2).

Constituent: Zinc Analysis Run 9/30/2024 1:33 PM View: Appendix I - Intrawell
Plant McIntosh Client: Southern Company Data: McIntosh LF4 CCR

Sanitas™ v.10.0.22 Software licensed to Groundwater Stats Consulting. UG
Hollow symbols indicate censored values.

Within Limit

Prediction Limit

Intrawell Non-parametric

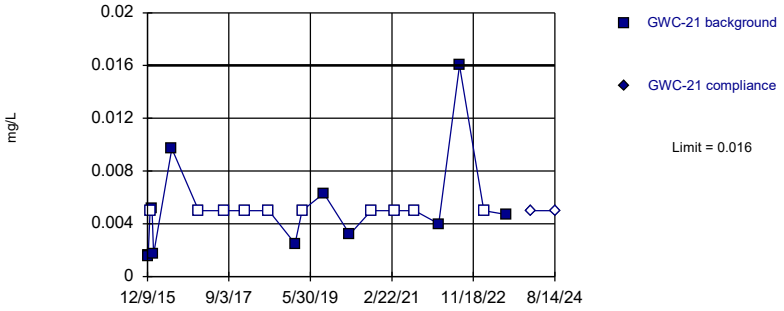

Non-parametric test used in lieu of parametric prediction limit because the Shapiro Wilk normality test showed the data to be non-normal at the 0.01 alpha level. Limit is highest of 21 background values. 47.62% NDs. Well-constituent pair annual alpha = 0.007982. Individual comparison alpha = 0.003999 (1 of 2).

Constituent: Zinc Analysis Run 9/30/2024 1:33 PM View: Appendix I - Intrawell
Plant McIntosh Client: Southern Company Data: McIntosh LF4 CCR

Sanitas™ v.10.0.22 Software licensed to Groundwater Stats Consulting. UG
Hollow symbols indicate censored values.

Within Limit

Prediction Limit

Intrawell Non-parametric

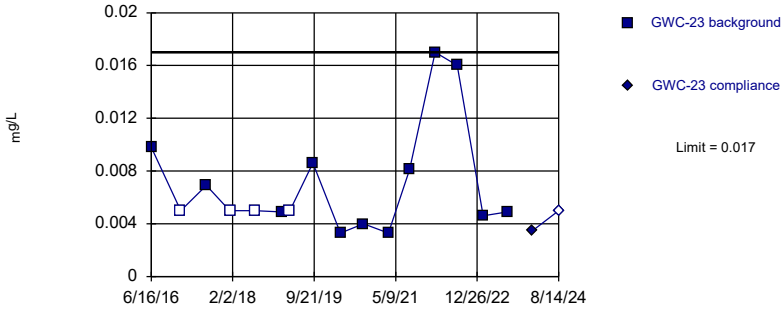

Non-parametric test used in lieu of parametric prediction limit because the Shapiro Wilk normality test showed the data to be non-normal at the 0.05 alpha level. Limit is highest of 16 background values. 25% NDs. Well-constituent pair annual alpha = 0.01287. Individual comparison alpha = 0.006456 (1 of 2).

Constituent: Zinc Analysis Run 9/30/2024 1:33 PM View: Appendix I - Intrawell
Plant McIntosh Client: Southern Company Data: McIntosh LF4 CCR

Sanitas™ v.10.0.22 Software licensed to Groundwater Stats Consulting. UG
Hollow symbols indicate censored values.

Within Limit

Prediction Limit

Intrawell Non-parametric

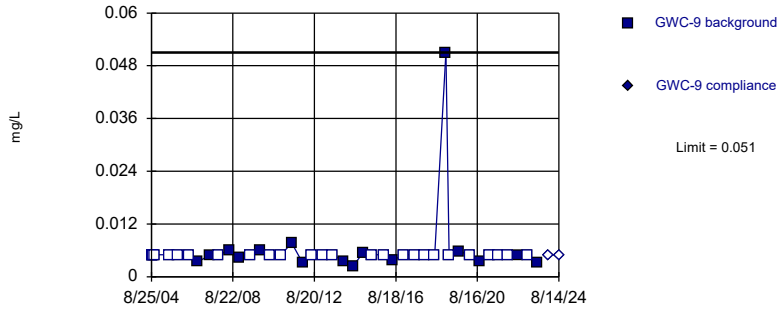

Non-parametric test used in lieu of parametric prediction limit because censored data exceeded 50%. Limit is highest of 42 background values. 61.9% NDs. Well-constituent pair annual alpha = 0.002154. Individual comparison alpha = 0.001077 (1 of 2).

Constituent: Zinc Analysis Run 9/30/2024 1:33 PM View: Appendix I - Intrawell

Plant McIntosh Client: Southern Company Data: McIntosh LF4 CCR

Prediction Limit

Constituent: Antimony (mg/L) Analysis Run 9/30/2024 1:35 PM View: Appendix I - Intrawell

Plant McIntosh Client: Southern Company Data: McIntosh LF4 CCR

	GWA-13	GWA-13
12/7/2015	<0.002	
12/15/2015	<0.002	
12/29/2015	<0.002	
1/13/2016	<0.002	
1/25/2016	<0.002	
4/20/2016	<0.002	
6/14/2016	<0.002	
8/9/2016	<0.002	
9/27/2016	<0.002	
11/15/2016	<0.002	
1/12/2017	<0.002	
2/28/2017	<0.002	
4/20/2017	<0.002	
7/18/2017	<0.002	
1/10/2018	<0.002	
7/11/2018	<0.002	
1/29/2019	<0.002	
3/26/2019	<0.002	
9/10/2019	0.00052 (J)	
3/31/2020	<0.002	
9/15/2020	<0.002	
3/16/2021	<0.002	
8/18/2021	<0.002	
2/22/2022	<0.002	
8/2/2022	<0.002	
2/6/2023	<0.002	
8/1/2023	<0.002	
2/6/2024		<0.002
8/13/2024		<0.002

ND substitution: RL or RL/2 if <15% NDs.

Prediction Limit

Constituent: Antimony (mg/L) Analysis Run 9/30/2024 1:35 PM View: Appendix I - Intrawell

Plant McIntosh Client: Southern Company Data: McIntosh LF4 CCR

	GWA-14	GWA-14
12/7/2015	<0.002	
12/15/2015	<0.002	
12/29/2015	<0.002	
1/13/2016	<0.002	
1/25/2016	<0.002	
4/20/2016	<0.002	
6/14/2016	<0.002	
8/9/2016	<0.002	
9/27/2016	<0.002	
11/15/2016	<0.002	
1/11/2017	<0.002	
2/28/2017	<0.002	
4/20/2017	<0.002	
7/19/2017	<0.002	
1/11/2018	<0.002	
7/11/2018	<0.002	
1/29/2019	<0.002	
3/26/2019	<0.002	
9/10/2019	<0.002	
4/1/2020	<0.002	
9/15/2020	0.00039 (J)	
3/16/2021	<0.002	
8/17/2021	<0.002	
2/22/2022	<0.002	
8/2/2022	<0.002	
2/7/2023	<0.002	
8/2/2023	<0.002	
2/6/2024		<0.002
8/13/2024		<0.002

ND substitution: RL or RL/2 if <15% NDs.

Prediction Limit

Constituent: Antimony (mg/L) Analysis Run 9/30/2024 1:35 PM View: Appendix I - Intrawell

Plant McIntosh Client: Southern Company Data: McIntosh LF4 CCR

	GWA-15	GWA-15
12/7/2015	<0.002	
12/15/2015	<0.002	
12/28/2015	<0.002	
1/13/2016	<0.002	
1/25/2016	<0.002	
4/21/2016	<0.002	
6/15/2016	<0.002	
8/9/2016	<0.002	
9/27/2016	<0.002	
11/15/2016	<0.002	
1/11/2017	<0.002	
2/28/2017	<0.002	
4/20/2017	<0.002	
7/19/2017	<0.002	
1/11/2018	<0.002	
7/11/2018	<0.002	
1/29/2019	<0.002	
3/26/2019	<0.002	
9/11/2019	<0.002	
4/1/2020	<0.002	
9/15/2020	<0.002	
3/17/2021	<0.002	
8/19/2021	<0.002	
2/22/2022	<0.002	
8/2/2022	<0.002	
2/7/2023	<0.002	
8/1/2023	<0.002	
2/6/2024		<0.002
8/13/2024		<0.002

ND substitution: RL or RL/2 if <15% NDs.

Prediction Limit

Constituent: Antimony (mg/L) Analysis Run 9/30/2024 1:35 PM View: Appendix I - Intrawell

Plant McIntosh Client: Southern Company Data: McIntosh LF4 CCR

	GWA-16	GWA-16
12/7/2015	<0.002	
12/14/2015	<0.002	
12/28/2015	<0.002	
1/13/2016	<0.002	
1/25/2016	<0.002	
4/20/2016	<0.002	
6/15/2016	<0.002	
8/9/2016	<0.002	
9/27/2016	<0.002	
11/15/2016	<0.002	
1/11/2017	<0.002	
3/1/2017	<0.002	
4/20/2017	<0.002	
7/19/2017	<0.002	
1/11/2018	<0.002	
7/11/2018	<0.002	
1/29/2019	<0.002	
3/26/2019	<0.002	
9/10/2019	<0.002	
4/1/2020	<0.002	
9/15/2020	<0.002	
3/16/2021	<0.002	
8/17/2021	<0.002	
2/22/2022	<0.002	
8/2/2022	<0.002	
2/7/2023	<0.002	
8/1/2023	<0.002	
2/6/2024		<0.002
8/13/2024		<0.002

ND substitution: RL or RL/2 if <15% NDs.

Prediction Limit

Constituent: Antimony (mg/L) Analysis Run 9/30/2024 1:35 PM View: Appendix I - Intrawell

Plant McIntosh Client: Southern Company Data: McIntosh LF4 CCR

	GWA-2	GWA-2
8/25/2004	<0.002	
9/11/2004	<0.002	
9/26/2004	<0.002	
10/13/2004	<0.002	
7/11/2005	<0.002	
12/7/2005	<0.002	
6/22/2006	<0.002	
11/28/2006	<0.002	
7/6/2007	<0.002	
12/13/2007	<0.002	
6/20/2008	<0.002	
12/7/2008	<0.002	
7/9/2009	<0.002	
12/28/2009	<0.002	
6/22/2010	<0.002	
1/4/2011	<0.002	
7/9/2011	<0.002	
1/21/2012	<0.002	
7/11/2012	<0.002	
1/20/2013	<0.002	
7/19/2013	<0.002	
1/15/2014	<0.002	
7/11/2014	<0.002 (D)	
1/16/2015	<0.002	
6/20/2015	<0.002	
1/16/2016	<0.002	
4/19/2016	<0.002	
6/14/2016	<0.002	
8/9/2016	<0.002	
9/26/2016	<0.002	
11/15/2016	<0.002	
1/10/2017	<0.002	
2/28/2017	<0.002	
4/19/2017	<0.002	
7/17/2017	<0.002	
1/10/2018	<0.002	
7/11/2018	<0.002	
1/29/2019	<0.002	
3/27/2019	<0.002	
9/11/2019	<0.002	
4/1/2020	0.0004 (J)	
9/15/2020	<0.002	
3/16/2021	<0.002	
8/17/2021	<0.002	
2/22/2022	<0.002	
8/2/2022	<0.002	
2/7/2023	<0.002	
8/1/2023	<0.002	
2/6/2024		<0.002
8/15/2024		<0.002

ND substitution: RL or RL/2 if <15% NDs.

Prediction Limit

Constituent: Antimony (mg/L) Analysis Run 9/30/2024 1:35 PM View: Appendix I - Intrawell

Plant McIntosh Client: Southern Company Data: McIntosh LF4 CCR

	GWA-3	GWA-3
8/25/2004	<0.002	
9/11/2004	<0.002	
9/26/2004	<0.002	
10/13/2004	<0.002	
7/11/2005	<0.002	
12/7/2005	<0.002	
6/22/2006	<0.002	
11/28/2006	<0.002	
7/6/2007	<0.002	
12/13/2007	<0.002	
6/20/2008	<0.002	
12/7/2008	<0.002	
7/9/2009	<0.002	
12/28/2009	<0.002	
6/22/2010	<0.002	
1/5/2011	<0.002	
7/9/2011	<0.002	
1/20/2012	<0.002	
7/11/2012	<0.002	
1/19/2013	<0.002	
7/18/2013	<0.002	
1/15/2014	<0.002	
7/11/2014	<0.002 (D)	
1/15/2015	<0.002	
6/19/2015	<0.002	
1/16/2016	<0.002	
4/19/2016	<0.002	
6/14/2016	<0.002	
8/9/2016	<0.002	
9/27/2016	<0.002	
11/14/2016	<0.002	
1/10/2017	<0.002	
2/28/2017	<0.002	
4/19/2017	<0.002	
7/18/2017	0.0022 (J)	
1/10/2018	<0.002	
7/11/2018	<0.002	
1/29/2019	<0.002	
3/27/2019	<0.002	
9/11/2019	0.00081 (J)	
4/1/2020	<0.002	
9/15/2020	<0.002	
3/16/2021	<0.002	
8/17/2021	<0.002	
2/22/2022	<0.002	
8/2/2022	<0.002	
2/7/2023	<0.002	
8/2/2023	<0.002	
2/6/2024		<0.002
8/13/2024		<0.002

ND substitution: RL or RL/2 if <15% NDs.

Prediction Limit

Constituent: Antimony (mg/L) Analysis Run 9/30/2024 1:35 PM View: Appendix I - Intrawell

Plant McIntosh Client: Southern Company Data: McIntosh LF4 CCR

	GWA-4A	GWA-4A
8/25/2004	<0.002	
9/11/2004	<0.002	
9/26/2004	<0.002	
10/13/2004	<0.002	
7/11/2005	<0.002	
12/7/2005	<0.002	
6/22/2006	<0.002	
11/28/2006	<0.002	
7/6/2007	<0.002	
12/13/2007	<0.002	
6/20/2008	<0.002	
12/7/2008	<0.002	
7/9/2009	<0.002	
12/30/2009	<0.002	
6/22/2010	<0.002	
1/4/2011	<0.002	
7/10/2011	<0.002	
1/21/2012	<0.002	
7/11/2012	<0.002	
1/20/2013	<0.002	
7/19/2013	<0.002	
1/16/2014	<0.002	
7/10/2014	<0.002 (D)	
1/16/2015	<0.002	
6/20/2015	<0.002	
1/14/2016	<0.002	
4/20/2016	<0.002	
6/14/2016	<0.002	
8/11/2016	<0.002	
9/27/2016	<0.002	
11/14/2016	<0.002	
1/10/2017	<0.002	
2/28/2017	<0.002	
4/20/2017	<0.002	
7/18/2017	<0.002	
1/10/2018	<0.002	
7/11/2018	<0.002	
1/29/2019	<0.002	
3/26/2019	<0.002	
9/10/2019	<0.002	
3/31/2020	<0.002	
9/16/2020	<0.002	
3/17/2021	<0.002	
8/19/2021	<0.002	
2/23/2022	<0.002	
8/3/2022	<0.002	
2/7/2023	<0.002	
8/1/2023	<0.002	
2/6/2024		<0.002
8/13/2024		<0.002

ND substitution: RL or RL/2 if <15% NDs.

Prediction Limit

Constituent: Antimony (mg/L) Analysis Run 9/30/2024 1:35 PM View: Appendix I - Intrawell

Plant McIntosh Client: Southern Company Data: McIntosh LF4 CCR

	GWA-5	GWA-5
8/25/2004	<0.002	
9/11/2004	<0.002	
9/26/2004	<0.002	
10/13/2004	<0.002	
7/11/2005	<0.002	
12/7/2005	<0.002	
6/22/2006	<0.002	
11/28/2006	<0.002	
7/6/2007	<0.002	
12/13/2007	<0.002	
6/20/2008	<0.002	
12/7/2008	<0.002	
7/9/2009	<0.002	
12/29/2009	<0.002	
6/22/2010	<0.002	
1/4/2011	<0.002	
7/9/2011	<0.002	
1/21/2012	<0.002	
7/11/2012	<0.002	
1/19/2013	<0.002	
7/18/2013	<0.002	
1/15/2014	<0.002	
7/10/2014	<0.002 (D)	
1/15/2015	<0.002	
6/19/2015	<0.002	
1/14/2016	<0.002	
4/20/2016	<0.002	
6/14/2016	<0.002	
8/9/2016	<0.002	
9/27/2016	<0.002	
11/15/2016	<0.002	
1/11/2017	<0.002	
1/19/2017	<0.002	
1/24/2017	<0.002	
2/28/2017	<0.002	
4/20/2017	<0.002	
7/18/2017	<0.002	
1/10/2018	<0.002	
7/11/2018	<0.002	
1/29/2019	<0.002	
3/26/2019	<0.002	
9/10/2019	<0.002	
3/31/2020	<0.002	
9/15/2020	<0.002	
3/17/2021	<0.002	
8/19/2021	<0.002	
2/22/2022	<0.002	
8/2/2022	<0.002	
2/7/2023	<0.002	
8/1/2023	<0.002	
2/6/2024		<0.002
8/13/2024		<0.002

ND substitution: RL or RL/2 if <15% NDs.

Prediction Limit

Constituent: Antimony (mg/L) Analysis Run 9/30/2024 1:35 PM View: Appendix I - Intrawell

Plant McIntosh Client: Southern Company Data: McIntosh LF4 CCR

	GWC-1	GWC-1
8/25/2004	<0.002	
9/11/2004	<0.002	
9/26/2004	<0.002	
7/11/2005	<0.002	
12/7/2005	<0.002	
6/22/2006	<0.002	
11/28/2006	<0.002	
7/6/2007	<0.002	
12/13/2007	<0.002	
6/20/2008	<0.002	
12/7/2008	<0.002	
7/9/2009	<0.002	
12/28/2009	<0.002	
6/22/2010	<0.002	
1/4/2011	<0.002	
7/9/2011	<0.002	
1/21/2012	<0.002	
7/11/2012	<0.002	
1/20/2013	<0.002	
7/19/2013	<0.002	
1/15/2014	<0.002	
7/11/2014	<0.002 (D)	
1/16/2015	<0.002	
6/20/2015	<0.002	
1/16/2016	<0.002	
4/20/2016	<0.002	
6/15/2016	<0.002	
8/10/2016	<0.002	
9/27/2016	<0.002	
11/15/2016	<0.002	
1/12/2017	<0.002	
1/23/2017	<0.002	
3/1/2017	<0.002	
4/20/2017	<0.002	
7/19/2017	<0.002	
1/11/2018	<0.002	
7/12/2018	<0.002	
1/30/2019	<0.002	
3/27/2019	<0.002	
9/11/2019	<0.002	
4/1/2020	<0.002	
9/15/2020	<0.002	
3/16/2021	<0.002	
8/18/2021	<0.002	
2/23/2022	<0.002	
8/3/2022	0.00057 (J)	
2/7/2023	<0.002	
8/2/2023	<0.002	
2/7/2024		<0.002
8/14/2024		<0.002

ND substitution: RL or RL/2 if <15% NDs.

Prediction Limit

Constituent: Antimony (mg/L) Analysis Run 9/30/2024 1:35 PM View: Appendix I - Intrawell

Plant McIntosh Client: Southern Company Data: McIntosh LF4 CCR

	GWC-17	GWC-17
12/8/2015	<0.002	
12/14/2015	<0.002	
12/28/2015	<0.002	
1/13/2016	<0.002	
1/26/2016	<0.002	
4/20/2016	<0.002	
6/15/2016	<0.002	
8/9/2016	<0.002	
9/27/2016	<0.002	
11/15/2016	<0.002	
1/11/2017	<0.002	
3/1/2017	<0.002	
4/20/2017	<0.002	
7/19/2017	<0.002	
1/11/2018	<0.002	
7/11/2018	<0.002	
1/29/2019	<0.002	
3/27/2019	<0.002	
9/11/2019	<0.002	
4/1/2020	<0.002	
9/15/2020	<0.002	
3/16/2021	<0.002	
8/19/2021	<0.002	
2/22/2022	<0.002	
8/2/2022	<0.002	
2/8/2023	<0.002	
8/2/2023	<0.002	
2/6/2024		<0.002
8/13/2024		<0.002

ND substitution: RL or RL/2 if <15% NDs.

Prediction Limit

Constituent: Antimony (mg/L) Analysis Run 9/30/2024 1:35 PM View: Appendix I - Intrawell

Plant McIntosh Client: Southern Company Data: McIntosh LF4 CCR

	GWC-18	GWC-18
12/8/2015	<0.002	
12/14/2015	<0.002	
12/28/2015	<0.002	
1/14/2016	<0.002	
1/26/2016	<0.002	
4/19/2016	<0.002	
6/16/2016	0.00022 (J)	
8/11/2016	<0.002	
9/28/2016	<0.002	
11/16/2016	<0.002	
1/11/2017	<0.002	
3/1/2017	<0.002	
4/25/2017	<0.002	
7/25/2017	<0.002	
1/12/2018	<0.002	
7/11/2018	<0.002	
1/30/2019	<0.002	
3/27/2019	<0.002	
9/11/2019	<0.002	
4/1/2020	<0.002	
9/15/2020	<0.002	
3/17/2021	<0.002	
8/19/2021	<0.002	
2/23/2022	<0.002	
8/2/2022	<0.002	
2/7/2023	<0.002	
8/2/2023	<0.002	
2/7/2024		<0.002
8/14/2024		<0.002

ND substitution: RL or RL/2 if <15% NDs.

Prediction Limit

Constituent: Arsenic (mg/L) Analysis Run 9/30/2024 1:35 PM View: Appendix I - Intrawell

Plant McIntosh Client: Southern Company Data: McIntosh LF4 CCR

	GWA-13	GWA-13
12/7/2015	<0.001	
12/15/2015	<0.001	
12/29/2015	<0.001	
1/13/2016	<0.001	
1/25/2016	<0.001	
4/20/2016	<0.001	
6/14/2016	<0.001	
8/9/2016	<0.001	
9/27/2016	<0.001	
11/15/2016	<0.001	
1/12/2017	<0.001	
2/28/2017	<0.001	
4/20/2017	<0.001	
7/18/2017	<0.001	
1/10/2018	<0.001	
7/11/2018	<0.001	
1/29/2019	<0.001	
3/26/2019	<0.001	
9/10/2019	0.00076 (J)	
3/31/2020	<0.001	
9/15/2020	<0.001	
3/16/2021	<0.001	
8/18/2021	<0.001	
2/22/2022	<0.001	
8/2/2022	<0.001	
2/6/2023	<0.001	
8/1/2023	<0.001	
2/6/2024		<0.001
8/13/2024		<0.001

ND substitution: RL or RL/2 if <15% NDs.

Prediction Limit

Constituent: Arsenic (mg/L) Analysis Run 9/30/2024 1:35 PM View: Appendix I - Intrawell

Plant McIntosh Client: Southern Company Data: McIntosh LF4 CCR

	GWA-14	GWA-14
12/7/2015	<0.001	
12/15/2015	<0.001	
12/29/2015	<0.001	
1/13/2016	<0.001	
1/25/2016	<0.001	
4/20/2016	<0.001	
6/14/2016	<0.001	
8/9/2016	<0.001	
9/27/2016	<0.001	
11/15/2016	<0.001	
1/11/2017	<0.001	
2/28/2017	<0.001	
4/20/2017	<0.001	
7/19/2017	<0.001	
1/11/2018	<0.001	
7/11/2018	<0.001	
1/29/2019	<0.001	
3/26/2019	<0.001	
9/10/2019	0.00043 (J)	
4/1/2020	<0.001	
9/15/2020	<0.001	
3/16/2021	<0.001	
8/17/2021	<0.001	
2/22/2022	<0.001	
8/2/2022	<0.001	
2/7/2023	<0.001	
8/2/2023	<0.001	
2/6/2024		<0.001
8/13/2024		<0.001

ND substitution: RL or RL/2 if <15% NDs.

Prediction Limit

Constituent: Arsenic (mg/L) Analysis Run 9/30/2024 1:35 PM View: Appendix I - Intrawell

Plant McIntosh Client: Southern Company Data: McIntosh LF4 CCR

	GWA-15	GWA-15
12/7/2015	<0.001	
12/15/2015	<0.001	
12/28/2015	<0.001	
1/13/2016	<0.001	
1/25/2016	<0.001	
4/21/2016	<0.001	
6/15/2016	<0.001	
8/9/2016	<0.001	
9/27/2016	<0.001	
11/15/2016	<0.001	
1/11/2017	<0.001	
2/28/2017	<0.001	
4/20/2017	<0.001	
7/19/2017	0.00056 (J)	
1/11/2018	<0.001	
7/11/2018	<0.001	
1/29/2019	<0.001	
3/26/2019	0.00075	
9/11/2019	0.00033 (J)	
4/1/2020	<0.001	
9/15/2020	<0.001	
3/17/2021	<0.001	
8/19/2021	<0.001	
2/22/2022	<0.001	
8/2/2022	<0.001	
2/7/2023	<0.001	
8/1/2023	<0.001	
2/6/2024		<0.001
8/13/2024		<0.001

ND substitution: RL or RL/2 if <15% NDs.

Prediction Limit

Constituent: Arsenic (mg/L) Analysis Run 9/30/2024 1:35 PM View: Appendix I - Intrawell

Plant McIntosh Client: Southern Company Data: McIntosh LF4 CCR

	GWA-16	GWA-16
12/7/2015	<0.001	
12/14/2015	<0.001	
12/28/2015	<0.001	
1/13/2016	<0.001	
1/25/2016	<0.001	
4/20/2016	<0.001	
6/15/2016	<0.001	
8/9/2016	<0.001	
9/27/2016	<0.001	
11/15/2016	<0.001	
1/11/2017	<0.001	
3/1/2017	<0.001	
4/20/2017	<0.001	
7/19/2017	<0.001	
1/11/2018	<0.001	
7/11/2018	<0.001	
1/29/2019	<0.001	
3/26/2019	<0.001	
9/10/2019	0.00036 (J)	
4/1/2020	<0.001	
9/15/2020	<0.001	
3/16/2021	<0.001	
8/17/2021	<0.001	
2/22/2022	<0.001	
8/2/2022	<0.001	
2/7/2023	<0.001	
8/1/2023	<0.001	
2/6/2024		<0.001
8/13/2024		<0.001

ND substitution: RL or RL/2 if <15% NDs.

Prediction Limit

Constituent: Arsenic (mg/L) Analysis Run 9/30/2024 1:35 PM View: Appendix I - Intrawell

Plant McIntosh Client: Southern Company Data: McIntosh LF4 CCR

	GWA-2	GWA-2
8/25/2004	<0.001	
9/11/2004	<0.001	
9/26/2004	<0.001	
10/13/2004	<0.001	
7/11/2005	<0.001	
12/7/2005	<0.001	
6/22/2006	<0.001	
11/28/2006	<0.001	
7/6/2007	<0.001	
12/13/2007	<0.001	
6/20/2008	<0.001	
12/7/2008	<0.001	
7/9/2009	<0.001	
12/28/2009	<0.001	
6/22/2010	<0.001	
1/4/2011	<0.001	
7/9/2011	<0.001	
1/21/2012	<0.001	
7/11/2012	<0.001	
1/20/2013	<0.001	
7/19/2013	<0.001	
1/15/2014	<0.001	
7/11/2014	<0.001	
1/16/2015	<0.001	
6/20/2015	<0.001	
1/16/2016	<0.001	
4/19/2016	<0.001	
6/14/2016	<0.001	
8/9/2016	<0.001	
9/26/2016	<0.001	
11/15/2016	<0.001	
1/10/2017	<0.001	
2/28/2017	<0.001	
4/19/2017	<0.001	
7/17/2017	<0.001	
1/10/2018	<0.001	
7/11/2018	<0.001	
1/29/2019	<0.001	
3/27/2019	<0.001	
9/11/2019	<0.001	
4/1/2020	<0.001	
9/15/2020	<0.001	
3/16/2021	<0.001	
8/17/2021	<0.001	
2/22/2022	<0.001	
8/2/2022	<0.001	
2/7/2023	<0.001	
8/1/2023	<0.001	
2/6/2024		<0.001
8/15/2024		<0.001

ND substitution: RL or RL/2 if <15% NDs.

Prediction Limit

Constituent: Arsenic (mg/L) Analysis Run 9/30/2024 1:35 PM View: Appendix I - Intrawell

Plant McIntosh Client: Southern Company Data: McIntosh LF4 CCR

	GWA-3	GWA-3
8/25/2004	<0.001	
9/11/2004	<0.001	
9/26/2004	<0.001	
10/13/2004	<0.001	
7/11/2005	<0.001	
12/7/2005	<0.001	
6/22/2006	<0.001	
11/28/2006	<0.001	
7/6/2007	<0.001	
12/13/2007	<0.001	
6/20/2008	<0.001	
12/7/2008	<0.001	
7/9/2009	<0.001	
12/28/2009	<0.001	
6/22/2010	<0.001	
1/5/2011	0.0089 (o)	
7/9/2011	<0.001	
1/20/2012	<0.001	
7/11/2012	<0.001	
1/19/2013	<0.001	
7/18/2013	<0.001	
1/15/2014	<0.001	
7/11/2014	<0.001	
1/15/2015	<0.001	
6/19/2015	<0.001	
1/16/2016	<0.001	
4/19/2016	<0.001	
6/14/2016	<0.001	
8/9/2016	<0.001	
9/27/2016	<0.001	
11/14/2016	<0.001	
1/10/2017	<0.001	
2/28/2017	0.00061 (J)	
4/19/2017	0.00069 (J)	
7/18/2017	<0.001	
1/10/2018	<0.001	
7/11/2018	<0.001	
1/29/2019	<0.001	
3/27/2019	0.0011	
9/11/2019	<0.001	
4/1/2020	<0.001	
9/15/2020	<0.001	
3/16/2021	<0.001	
8/17/2021	<0.001	
2/22/2022	<0.001	
8/2/2022	<0.001	
2/7/2023	<0.001	
8/2/2023	<0.001	
2/6/2024		<0.001
8/13/2024		<0.001

ND substitution: RL or RL/2 if <15% NDs.

Prediction Limit

Constituent: Arsenic (mg/L) Analysis Run 9/30/2024 1:35 PM View: Appendix I - Intrawell

Plant McIntosh Client: Southern Company Data: McIntosh LF4 CCR

	GWA-4A	GWA-4A
8/25/2004	<0.001	
9/11/2004	<0.001	
9/26/2004	<0.001	
10/13/2004	<0.001	
7/11/2005	<0.001	
12/7/2005	<0.001	
6/22/2006	<0.001	
11/28/2006	<0.001	
7/6/2007	<0.001	
12/13/2007	<0.001	
6/20/2008	<0.001	
12/7/2008	<0.001	
7/9/2009	<0.001	
12/30/2009	<0.001	
6/22/2010	<0.001	
1/4/2011	<0.001	
7/10/2011	<0.001	
1/21/2012	<0.001	
7/11/2012	<0.001	
1/20/2013	<0.001	
7/19/2013	<0.001	
1/16/2014	<0.001	
7/10/2014	<0.001	
1/16/2015	<0.001	
6/20/2015	<0.001	
1/14/2016	<0.001	
4/20/2016	<0.001	
6/14/2016	0.00016 (J)	
8/11/2016	0.00096 (J)	
9/27/2016	0.0026	
11/14/2016	0.0017	
1/10/2017	0.0021	
2/28/2017	0.0027	
4/20/2017	0.0014	
7/18/2017	0.0012 (J)	
1/10/2018	0.00068 (J)	
7/11/2018	<0.001	
1/29/2019	<0.001	
3/26/2019	0.0005	
9/10/2019	0.00051 (J)	
3/31/2020	<0.001	
9/16/2020	<0.001	
3/17/2021	<0.001	
8/19/2021	<0.001	
2/23/2022	0.00035 (J)	
8/3/2022	<0.001	
2/7/2023	<0.001	
8/1/2023	<0.001	
2/6/2024		<0.001
8/13/2024		<0.001

ND substitution: RL or RL/2 if <15% NDs.

Prediction Limit

Constituent: Arsenic (mg/L) Analysis Run 9/30/2024 1:35 PM View: Appendix I - Intrawell

Plant McIntosh Client: Southern Company Data: McIntosh LF4 CCR

	GWA-5	GWA-5
8/25/2004	<0.001	
9/11/2004	<0.001	
9/26/2004	<0.001	
10/13/2004	<0.001	
7/11/2005	<0.001	
12/7/2005	<0.001	
6/22/2006	<0.001	
11/28/2006	<0.001	
7/6/2007	<0.001	
12/13/2007	<0.001	
6/20/2008	<0.001	
12/7/2008	<0.001	
7/9/2009	<0.001	
12/29/2009	<0.001	
6/22/2010	<0.001	
1/4/2011	<0.001	
7/9/2011	<0.001	
1/21/2012	<0.001	
7/11/2012	<0.001	
1/19/2013	<0.001	
7/18/2013	<0.001	
1/15/2014	<0.001	
7/10/2014	<0.001	
1/15/2015	<0.001	
6/19/2015	<0.001	
1/14/2016	<0.001	
4/20/2016	<0.001	
6/14/2016	5E-05 (J)	
8/9/2016	<0.001	
9/27/2016	<0.001	
11/15/2016	<0.001	
1/11/2017	<0.001	
1/19/2017	<0.001	
1/24/2017	0.0027	
2/28/2017	<0.001	
4/20/2017	<0.001	
7/18/2017	<0.001	
1/10/2018	<0.001	
7/11/2018	<0.001	
1/29/2019	<0.001	
3/26/2019	<0.001	
9/10/2019	0.00035 (J)	
3/31/2020	<0.001	
9/15/2020	<0.001	
3/17/2021	<0.001	
8/19/2021	<0.001	
2/22/2022	<0.001	
8/2/2022	<0.001	
2/7/2023	<0.001	
8/1/2023	<0.001	
2/6/2024		<0.001
8/13/2024		<0.001

ND substitution: RL or RL/2 if <15% NDs.

Prediction Limit

Constituent: Arsenic (mg/L) Analysis Run 9/30/2024 1:35 PM View: Appendix I - Intrawell

Plant McIntosh Client: Southern Company Data: McIntosh LF4 CCR

	GWC-1	GWC-1
8/25/2004	<0.001	
9/11/2004	<0.001	
9/26/2004	<0.001	
7/11/2005	<0.001	
12/7/2005	<0.001	
6/22/2006	<0.001	
11/28/2006	<0.001	
7/6/2007	<0.001	
12/13/2007	<0.001	
6/20/2008	<0.001	
12/7/2008	<0.001	
7/9/2009	<0.001	
12/28/2009	<0.001	
6/22/2010	<0.001	
1/4/2011	<0.001	
7/9/2011	<0.001	
1/21/2012	<0.001	
7/11/2012	<0.001	
1/20/2013	<0.001	
7/19/2013	<0.001	
1/15/2014	<0.001	
7/11/2014	<0.001	
1/16/2015	<0.001	
6/20/2015	<0.001	
1/16/2016	<0.001	
4/20/2016	<0.001	
6/15/2016	<0.001	
8/10/2016	<0.001	
9/27/2016	<0.001	
11/15/2016	<0.001	
1/12/2017	<0.001	
1/23/2017	<0.001	
3/1/2017	<0.001	
4/20/2017	<0.001	
7/19/2017	<0.001	
1/11/2018	<0.001	
7/12/2018	<0.001	
1/30/2019	<0.001	
3/27/2019	<0.001	
9/11/2019	<0.001	
4/1/2020	<0.001	
9/15/2020	<0.001	
3/16/2021	<0.001	
8/18/2021	0.0004 (J)	
2/23/2022	<0.001	
8/3/2022	<0.001	
2/7/2023	<0.001	
8/2/2023	<0.001	
2/7/2024		<0.001
8/14/2024		<0.001

ND substitution: RL or RL/2 if <15% NDs.

Prediction Limit

Constituent: Arsenic (mg/L) Analysis Run 9/30/2024 1:35 PM View: Appendix I - Intrawell

Plant McIntosh Client: Southern Company Data: McIntosh LF4 CCR

	GWC-10	GWC-10
8/25/2004	<0.001	
9/11/2004	<0.001	
9/26/2004	<0.001	
10/13/2004	<0.001	
7/11/2005	<0.001	
12/7/2005	<0.001	
6/22/2006	<0.001	
11/28/2006	<0.001	
7/6/2007	<0.001	
12/13/2007	<0.001	
6/20/2008	<0.001	
12/7/2008	<0.001	
7/10/2009	<0.001	
12/29/2009	<0.001	
6/22/2010	<0.001	
1/4/2011	<0.001	
7/10/2011	<0.001	
1/21/2012	<0.001	
7/11/2012	<0.001	
1/20/2013	<0.001	
7/19/2013	<0.001	
1/16/2014	<0.001	
7/10/2014	<0.001	
1/16/2015	<0.001	
6/20/2015	<0.001	
1/16/2016	<0.001	
4/21/2016	<0.001	
6/16/2016	0.0004 (J)	
8/10/2016	<0.001	
9/27/2016	<0.001	
11/15/2016	<0.001	
1/12/2017	0.00077 (J)	
3/1/2017	<0.001	
4/24/2017	<0.001	
7/24/2017	<0.001	
1/11/2018	0.00046 (J)	
7/12/2018	<0.001	
1/30/2019	<0.001	
3/27/2019	0.0013	
9/11/2019	0.00082 (J)	
4/1/2020	0.00055 (J)	
9/15/2020	0.00041 (J)	
3/16/2021	0.00069 (J)	
8/18/2021	0.00045 (J)	
2/23/2022	0.00048 (J)	
8/3/2022	0.00052 (J)	
2/8/2023	<0.001	
8/2/2023	<0.001	
2/7/2024		0.0013
8/14/2024		0.00099 (J)

ND substitution: RL or RL/2 if <15% NDs.

Prediction Limit

Constituent: Arsenic (mg/L) Analysis Run 9/30/2024 1:35 PM View: Appendix I - Intrawell

Plant McIntosh Client: Southern Company Data: McIntosh LF4 CCR

	GWC-11	GWC-11
8/25/2004	<0.005	
9/11/2004	<0.005	
9/26/2004	<0.005	
10/13/2004	<0.005	
7/11/2005	<0.005	
12/7/2005	<0.005	
6/22/2006	<0.005	
11/28/2006	<0.005	
7/6/2007	<0.005	
12/13/2007	<0.005	
6/20/2008	<0.005	
12/7/2008	<0.005	
7/10/2009	<0.005	
12/29/2009	<0.005	
6/22/2010	<0.005	
1/5/2011	<0.005	
7/9/2011	<0.005	
1/21/2012	<0.005	
7/11/2012	<0.005	
1/19/2013	<0.005	
7/19/2013	<0.005	
1/15/2014	<0.005	
7/11/2014	<0.005	
1/16/2015	<0.005	
6/20/2015	<0.005	
1/14/2016	<0.005	
4/20/2016	0.00117 (J)	
6/15/2016	0.0013 (J)	
8/10/2016	0.0013	
9/27/2016	0.0011 (J)	
11/15/2016	0.001 (J)	
1/12/2017	0.0016	
3/1/2017	0.00092 (J)	
4/24/2017	0.0011 (J)	
7/24/2017	0.00086 (J)	
1/11/2018	0.0012 (J)	
7/12/2018	0.001 (J)	
1/30/2019	0.0015 (J)	
3/27/2019	0.0013	
9/11/2019	0.0017	
4/2/2020	0.0014	
9/15/2020	0.0011	
3/17/2021	0.0014	
8/18/2021	0.0013	
2/23/2022	0.0013	
8/2/2022	0.0013	
2/8/2023	0.0017	
8/2/2023	0.0014	
2/7/2024		0.002
8/14/2024		0.0018

ND substitution: RL or RL/2 if <15% NDs.

Prediction Limit

Constituent: Arsenic (mg/L) Analysis Run 9/30/2024 1:35 PM View: Appendix I - Intrawell

Plant McIntosh Client: Southern Company Data: McIntosh LF4 CCR

	GWC-12	GWC-12
8/25/2004	<0.001	
9/11/2004	<0.001	
9/26/2004	<0.001	
10/13/2004	<0.001	
7/11/2005	<0.001	
12/7/2005	<0.001	
6/22/2006	<0.001	
11/28/2006	<0.001	
7/6/2007	<0.001	
12/13/2007	<0.001	
6/20/2008	<0.001	
12/7/2008	<0.001	
7/10/2009	<0.001	
12/28/2009	<0.001	
6/22/2010	<0.001	
1/4/2011	<0.001	
7/9/2011	<0.001	
1/20/2012	<0.001	
7/11/2012	<0.001	
1/19/2013	<0.001	
7/18/2013	<0.001	
1/15/2014	<0.001	
7/11/2014	<0.001	
1/15/2015	<0.001	
6/19/2015	<0.001	
1/16/2016	<0.001	
4/20/2016	<0.001	
6/15/2016	<0.001	
8/10/2016	<0.001	
9/27/2016	<0.001	
11/15/2016	<0.001	
1/12/2017	0.00062 (J)	
3/1/2017	<0.001	
4/20/2017	<0.001	
7/20/2017	0.00053 (J)	
1/11/2018	<0.001	
7/12/2018	<0.001	
1/30/2019	<0.001	
3/27/2019	0.0011	
9/11/2019	0.00032 (J)	
4/1/2020	<0.001	
9/16/2020	<0.001	
3/16/2021	<0.001	
8/18/2021	<0.001	
2/23/2022	<0.001	
8/3/2022	<0.001	
2/7/2023	<0.001	
8/2/2023	<0.001	
2/8/2024		<0.001
8/14/2024		<0.001

ND substitution: RL or RL/2 if <15% NDs.

Prediction Limit

Constituent: Arsenic (mg/L) Analysis Run 9/30/2024 1:35 PM View: Appendix I - Intrawell

Plant McIntosh Client: Southern Company Data: McIntosh LF4 CCR

	GWC-17	GWC-17
12/8/2015	<0.001	
12/14/2015	<0.001	
12/28/2015	<0.001	
1/13/2016	<0.001	
1/26/2016	<0.001	
4/20/2016	<0.001	
6/15/2016	0.00015 (J)	
8/9/2016	<0.001	
9/27/2016	<0.001	
11/15/2016	<0.001	
1/11/2017	<0.001	
3/1/2017	<0.001	
4/20/2017	<0.001	
7/19/2017	0.00047 (J)	
1/11/2018	<0.001	
7/11/2018	<0.001	
1/29/2019	<0.001	
3/27/2019	0.00097	
9/11/2019	0.00038 (J)	
4/1/2020	<0.001	
9/15/2020	<0.001	
3/16/2021	<0.001	
8/19/2021	<0.001	
2/22/2022	<0.001	
8/2/2022	<0.001	
2/8/2023	<0.001	
8/2/2023	<0.001	
2/6/2024		<0.001
8/13/2024		<0.001

ND substitution: RL or RL/2 if <15% NDs.

Prediction Limit

Constituent: Arsenic (mg/L) Analysis Run 9/30/2024 1:35 PM View: Appendix I - Intrawell

Plant McIntosh Client: Southern Company Data: McIntosh LF4 CCR

	GWC-18	GWC-18
12/8/2015	<0.0013	
12/14/2015	<0.0013	
12/28/2015	<0.0013	
1/14/2016	<0.0013	
1/26/2016	<0.0013	
4/19/2016	0.00112 (J)	
6/16/2016	0.0011 (J)	
8/11/2016	0.001 (J)	
9/28/2016	0.00062 (J)	
11/16/2016	0.00046 (J)	
1/11/2017	0.00093 (J)	
3/1/2017	0.0006 (J)	
4/25/2017	0.0011 (J)	
7/25/2017	0.001 (J)	
1/12/2018	0.00095 (J)	
7/11/2018	0.0007 (J)	
1/30/2019	<0.0013	
3/27/2019	0.0019	
9/11/2019	0.0012	
4/1/2020	0.00067	
9/15/2020	0.00076 (J)	
3/17/2021	0.00072 (J)	
8/19/2021	0.00059 (J)	
2/23/2022	0.00098 (J)	
8/2/2022	0.0009 (J)	
2/7/2023	0.0011	
8/2/2023	0.001	
2/7/2024		0.0018
8/14/2024		0.0014

ND substitution: RL or RL/2 if <15% NDs.

Prediction Limit

Constituent: Arsenic (mg/L) Analysis Run 9/30/2024 1:35 PM View: Appendix I - Intrawell

Plant McIntosh Client: Southern Company Data: McIntosh LF4 CCR

	GWC-19	GWC-19
12/8/2015	<0.001	
12/15/2015	<0.001	
12/28/2015	<0.001	
1/14/2016	<0.001	
1/26/2016	<0.001	
4/19/2016	<0.001	
6/16/2016	0.00026 (J)	
8/10/2016	<0.001	
9/28/2016	<0.001	
11/15/2016	<0.001	
1/16/2017	0.00067 (J)	
3/1/2017	<0.001	
4/25/2017	<0.001	
7/25/2017	<0.001	
1/12/2018	<0.001	
7/11/2018	<0.001	
1/29/2019	<0.001	
3/27/2019	<0.001	
9/11/2019	0.00057 (J)	
4/1/2020	<0.001	
9/16/2020	<0.001	
3/16/2021	<0.001	
8/19/2021	<0.001	
2/23/2022	0.00028 (J)	
8/3/2022	<0.001	
2/8/2023	<0.001	
8/2/2023	<0.001	
2/7/2024		0.00092 (J)
8/14/2024		<0.001

ND substitution: RL or RL/2 if <15% NDs.

Prediction Limit

Constituent: Arsenic (mg/L) Analysis Run 9/30/2024 1:35 PM View: Appendix I - Intrawell

Plant McIntosh Client: Southern Company Data: McIntosh LF4 CCR

	GWC-20	GWC-20
12/9/2015	<0.001	
12/14/2015	<0.001	
12/29/2015	<0.001	
1/14/2016	<0.001	
1/25/2016	<0.001	
4/21/2016	<0.001	
6/16/2016	0.00014 (J)	
8/10/2016	<0.001	
9/27/2016	<0.001	
11/15/2016	<0.001	
1/13/2017	<0.001	
3/1/2017	<0.001	
4/25/2017	0.00046 (J)	
7/25/2017	<0.001	
1/12/2018	<0.001	
7/11/2018	<0.001	
1/29/2019	<0.001	
3/27/2019	<0.001	
9/11/2019	0.00066 (J)	
4/1/2020	<0.001	
9/15/2020	<0.001	
3/16/2021	<0.001	
8/19/2021	<0.001	
2/22/2022	<0.001	
8/3/2022	<0.001	
2/8/2023	<0.001	
8/2/2023	<0.001	
2/7/2024		<0.001
8/14/2024		<0.001

ND substitution: RL or RL/2 if <15% NDs.

Prediction Limit

Constituent: Arsenic (mg/L) Analysis Run 9/30/2024 1:35 PM View: Appendix I - Intrawell

Plant McIntosh Client: Southern Company Data: McIntosh LF4 CCR

	GWC-21	GWC-21
12/9/2015	<0.001	
12/14/2015	<0.001	
12/29/2015	0.0022 (J)	
1/14/2016	0.002 (J)	
1/25/2016	<0.001	
4/21/2016	<0.001	
6/16/2016	0.00046 (J)	
8/10/2016	<0.001	
9/27/2016	0.00084 (J)	
11/15/2016	<0.001	
1/12/2017	<0.001	
3/1/2017	<0.001	
4/24/2017	<0.001	
7/25/2017	<0.001	
1/11/2018	<0.001	
7/11/2018	<0.001	
1/30/2019	<0.001	
3/27/2019	0.00074	
9/11/2019	0.00064 (J)	
4/1/2020	<0.001	
9/15/2020	<0.001	
3/17/2021	<0.001	
8/19/2021	<0.001	
2/23/2022	<0.001	
8/4/2022	<0.001	
2/8/2023	<0.001	
8/3/2023	<0.001	
2/7/2024		<0.001
8/14/2024		<0.001

ND substitution: RL or RL/2 if <15% NDs.

Prediction Limit

Constituent: Arsenic (mg/L) Analysis Run 9/30/2024 1:35 PM View: Appendix I - Intrawell

Plant McIntosh Client: Southern Company Data: McIntosh LF4 CCR

	GWC-23	GWC-23
6/16/2016	0.00043 (J)	
8/10/2016	0.0021	
9/28/2016	0.0011 (J)	
11/16/2016	0.0011 (J)	
1/17/2017	0.00064 (J)	
3/2/2017	<0.001	
4/25/2017	0.0007 (J)	
7/13/2017	<0.001	
7/25/2017	<0.001	
1/12/2018	<0.001	
7/12/2018	<0.001	
1/30/2019	<0.001	
3/27/2019	0.00079	
9/11/2019	0.00051 (J)	
4/1/2020	<0.001	
9/15/2020	<0.001	
3/17/2021	<0.001	
8/19/2021	<0.001	
2/23/2022	<0.001	
8/4/2022	0.00053 (J)	
2/8/2023	<0.001	
8/3/2023	<0.001	
2/7/2024		<0.001
8/14/2024		<0.001

ND substitution: RL or RL/2 if <15% NDs.

Prediction Limit

Constituent: Arsenic (mg/L) Analysis Run 9/30/2024 1:35 PM View: Appendix I - Intrawell

Plant McIntosh Client: Southern Company Data: McIntosh LF4 CCR

	GWC-9	GWC-9
8/25/2004	<0.001	
9/11/2004	<0.001	
9/26/2004	<0.001	
10/13/2004	<0.001	
7/11/2005	<0.001	
12/7/2005	<0.001	
6/22/2006	<0.001	
11/28/2006	<0.001	
7/6/2007	<0.001	
12/13/2007	<0.001	
6/20/2008	<0.001	
12/7/2008	<0.001	
7/9/2009	<0.001	
12/29/2009	<0.001	
6/22/2010	<0.001	
1/5/2011	<0.001	
7/9/2011	<0.001	
1/21/2012	<0.001	
7/11/2012	<0.001	
1/19/2013	<0.001	
7/18/2013	<0.001	
1/15/2014	<0.001	
7/10/2014	<0.001	
1/16/2015	<0.001	
6/20/2015	<0.001	
1/14/2016	<0.001	
4/19/2016	<0.001	
6/15/2016	<0.001	
8/10/2016	<0.001	
9/27/2016	<0.001	
11/15/2016	<0.001	
1/13/2017	0.00055 (J)	
3/1/2017	<0.001	
4/24/2017	<0.001	
7/24/2017	<0.001	
1/12/2018	<0.001	
7/12/2018	<0.001	
1/30/2019	<0.001	
3/27/2019	0.00073	
9/11/2019	0.00044 (J)	
4/1/2020	<0.001	
9/16/2020	<0.001	
3/17/2021	<0.001	
8/19/2021	<0.001	
2/23/2022	<0.001	
8/3/2022	<0.001	
2/8/2023	<0.001	
8/2/2023	<0.001	
2/7/2024		0.00095 (J)
8/14/2024		<0.001

ND substitution: RL or RL/2 if <15% NDs.

Prediction Limit

Constituent: Barium (mg/L) Analysis Run 9/30/2024 1:35 PM View: Appendix I - Intrawell

Plant McIntosh Client: Southern Company Data: McIntosh LF4 CCR

	GWA-13	GWA-13
12/7/2015	0.015	
12/15/2015	0.015	
12/29/2015	0.016	
1/13/2016	0.017	
1/25/2016	0.017	
4/20/2016	0.0144	
6/14/2016	0.015	
8/9/2016	0.013	
9/27/2016	0.015	
11/15/2016	0.015	
1/12/2017	0.012	
2/28/2017	0.016	
4/20/2017	0.015	
7/18/2017	0.015	
1/10/2018	0.015	
7/11/2018	0.015	
1/29/2019	0.019	
3/26/2019	0.016	
9/10/2019	0.03	
3/31/2020	0.015	
9/15/2020	0.014	
3/16/2021	0.018	
8/18/2021	0.018	
2/22/2022	0.019	
8/2/2022	0.016	
2/6/2023	0.016	
8/1/2023	0.019	
2/6/2024		0.019
8/13/2024		0.019

Prediction Limit

Constituent: Barium (mg/L) Analysis Run 9/30/2024 1:35 PM View: Appendix I - Intrawell

Plant McIntosh Client: Southern Company Data: McIntosh LF4 CCR

	GWA-14	GWA-14
12/7/2015	0.018	
12/15/2015	0.017	
12/29/2015	0.018	
1/13/2016	0.018	
1/25/2016	0.018	
4/20/2016	0.0143	
6/14/2016	0.012	
8/9/2016	0.011	
9/27/2016	0.01	
11/15/2016	0.012	
1/11/2017	0.011	
2/28/2017	0.011	
4/20/2017	0.011	
7/19/2017	0.012	
1/11/2018	0.012	
7/11/2018	0.012	
1/29/2019	0.013	
3/26/2019	0.012	
9/10/2019	0.016	
4/1/2020	0.013	
9/15/2020	0.012	
3/16/2021	0.013	
8/17/2021	0.014	
2/22/2022	0.014	
8/2/2022	0.014	
2/7/2023	0.014	
8/2/2023	0.014	
2/6/2024		0.016
8/13/2024		0.017

Prediction Limit

Constituent: Barium (mg/L) Analysis Run 9/30/2024 1:35 PM View: Appendix I - Intrawell

Plant McIntosh Client: Southern Company Data: McIntosh LF4 CCR

	GWA-15	GWA-15
12/7/2015	0.027	
12/15/2015	0.028	
12/28/2015	0.026	
1/13/2016	0.026	
1/25/2016	0.027	
4/21/2016	0.0262	
6/15/2016	0.024	
8/9/2016	0.023	
9/27/2016	0.023	
11/15/2016	0.023	
1/11/2017	0.022	
2/28/2017	0.023	
4/20/2017	0.024	
7/19/2017	0.025	
1/11/2018	0.023	
7/11/2018	0.025	
1/29/2019	0.027	
3/26/2019	0.028	
9/11/2019	0.023	
4/1/2020	0.026	
9/15/2020	0.023	
3/17/2021	0.028	
8/19/2021	0.022	
2/22/2022	0.026	
8/2/2022	0.023	
2/7/2023	0.025	
8/1/2023	0.024	
2/6/2024		0.029
8/13/2024		0.026

Prediction Limit

Constituent: Barium (mg/L) Analysis Run 9/30/2024 1:35 PM View: Appendix I - Intrawell

Plant McIntosh Client: Southern Company Data: McIntosh LF4 CCR

	GWA-16	GWA-16
12/7/2015	0.027	
12/14/2015	0.028	
12/28/2015	0.029	
1/13/2016	0.028	
1/25/2016	0.027	
4/20/2016	0.0259	
6/15/2016	0.024	
8/9/2016	0.023	
9/27/2016	0.021	
11/15/2016	0.023	
1/11/2017	0.021	
3/1/2017	0.022	
4/20/2017	0.022	
7/19/2017	0.024	
1/11/2018	0.022	
7/11/2018	0.023	
1/29/2019	0.026	
3/26/2019	0.023	
9/10/2019	0.039	
4/1/2020	0.022	
9/15/2020	0.024	
3/16/2021	0.025	
8/17/2021	0.024	
2/22/2022	0.026	
8/2/2022	0.029	
2/7/2023	0.026	
8/1/2023	0.031	
2/6/2024		0.028
8/13/2024		0.028

Prediction Limit

Constituent: Barium (mg/L) Analysis Run 9/30/2024 1:35 PM View: Appendix I - Intrawell

Plant McIntosh Client: Southern Company Data: McIntosh LF4 CCR

	GWA-2	GWA-2
8/25/2004	0.018	
9/11/2004	0.019	
9/26/2004	0.02	
10/13/2004	0.017	
7/11/2005	0.012	
12/7/2005	0.014	
6/22/2006	0.018	
11/28/2006	0.015	
7/6/2007	0.014	
12/13/2007	0.014	
6/20/2008	0.018	
12/7/2008	0.013	
7/9/2009	0.019	
12/28/2009	0.012	
6/22/2010	0.02	
1/4/2011	0.02	
7/9/2011	0.028	
1/21/2012	0.026	
7/11/2012	0.038	
1/20/2013	0.025	
7/19/2013	0.018	
1/15/2014	0.026	
7/11/2014	0.029	
1/16/2015	0.021	
6/20/2015	0.031	
1/16/2016	0.031	
4/19/2016	0.0305	
6/14/2016	0.03	
8/9/2016	0.032	
9/26/2016	0.031	
11/15/2016	0.033	
1/10/2017	0.031	
2/28/2017	0.033	
4/19/2017	0.032	
7/17/2017	0.033	
1/10/2018	0.034	
7/11/2018	0.035	
1/29/2019	0.034	
3/27/2019	0.03	
9/11/2019	0.034	
4/1/2020	0.037	
9/15/2020	0.036	
3/16/2021	0.035	
8/17/2021	0.037	
2/22/2022	0.038	
8/2/2022	0.032	
2/7/2023	0.033	
8/1/2023	0.037	
2/6/2024		0.038
8/15/2024		0.036

Prediction Limit

Constituent: Barium (mg/L) Analysis Run 9/30/2024 1:35 PM View: Appendix I - Intrawell

Plant McIntosh Client: Southern Company Data: McIntosh LF4 CCR

	GWA-3	GWA-3
8/25/2004	0.025	
9/11/2004	0.015	
9/26/2004	0.017	
10/13/2004	0.017	
7/11/2005	0.012	
12/7/2005	0.012	
6/22/2006	0.016	
11/28/2006	0.017	
7/6/2007	0.1 (O)	
12/13/2007	0.01	
6/20/2008	0.026	
12/7/2008	0.097 (O)	
7/9/2009	0.01	
12/28/2009	0.0091	
6/22/2010	0.011	
1/5/2011	0.21 (O)	
7/9/2011	0.035	
1/20/2012	0.021	
7/11/2012	0.009	
1/19/2013	0.01	
7/18/2013	0.014	
1/15/2014	0.016	
7/11/2014	0.016	
1/15/2015	0.014	
6/19/2015	0.013	
1/16/2016	0.021	
4/19/2016	0.0217	
6/14/2016	0.024	
8/9/2016	0.023	
9/27/2016	0.016	
11/14/2016	0.014	
1/10/2017	0.015	
2/28/2017	0.017	
4/19/2017	0.013	
7/18/2017	0.012	
1/10/2018	0.016	
7/11/2018	0.015	
1/29/2019	0.017	
3/27/2019	0.014	
9/11/2019	0.015	
4/1/2020	0.014	
9/15/2020	0.015	
3/16/2021	0.015	
8/17/2021	0.015	
2/22/2022	0.015	
8/2/2022	0.012	
2/7/2023	0.012	
8/2/2023	0.015	
2/6/2024		0.012
8/13/2024		0.014

Prediction Limit

Constituent: Barium (mg/L) Analysis Run 9/30/2024 1:35 PM View: Appendix I - Intrawell

Plant McIntosh Client: Southern Company Data: McIntosh LF4 CCR

	GWA-4A	GWA-4A
8/25/2004	0.0096	
9/11/2004	0.024	
9/26/2004	0.027	
10/13/2004	0.022	
7/11/2005	0.029	
12/7/2005	0.023	
6/22/2006	0.026	
11/28/2006	0.039	
7/6/2007	0.037	
12/13/2007	0.029	
6/20/2008	0.037	
12/7/2008	0.025	
7/9/2009	0.028	
12/30/2009	0.017	
6/22/2010	0.032	
1/4/2011	0.02	
7/10/2011	0.032	
1/21/2012	0.026	
7/11/2012	0.023	
1/20/2013	0.011	
7/19/2013	0.018	
1/16/2014	0.015	
7/10/2014	0.025	
1/16/2015	0.022	
6/20/2015	0.015	
1/14/2016	0.016	
4/20/2016	0.0234	
6/14/2016	0.019	
8/11/2016	0.024	
9/27/2016	0.035	
11/14/2016	0.034	
1/10/2017	0.021	
2/28/2017	0.021	
4/20/2017	0.019	
7/18/2017	0.018	
1/10/2018	0.021	
7/11/2018	0.029	
1/29/2019	0.025	
3/26/2019	0.023	
9/10/2019	0.026	
3/31/2020	0.017	
9/16/2020	0.016	
3/17/2021	0.014	
8/19/2021	0.013	
2/23/2022	0.015	
8/3/2022	0.032	
2/7/2023	0.015	
8/1/2023	0.016	
2/6/2024		0.019
8/13/2024		0.016

Prediction Limit

Constituent: Barium (mg/L) Analysis Run 9/30/2024 1:35 PM View: Appendix I - Intrawell

Plant McIntosh Client: Southern Company Data: McIntosh LF4 CCR

	GWA-5	GWA-5
8/25/2004	0.016	
9/11/2004	0.02	
9/26/2004	0.016	
10/13/2004	0.014	
7/11/2005	0.014	
12/7/2005	0.014	
6/22/2006	0.019	
11/28/2006	0.016	
7/6/2007	0.018	
12/13/2007	0.015	
6/20/2008	0.018	
12/7/2008	0.016	
7/9/2009	0.019	
12/29/2009	0.02	
6/22/2010	0.027	
1/4/2011	0.025	
7/9/2011	0.022	
1/21/2012	0.024	
7/11/2012	0.024	
1/19/2013	0.026	
7/18/2013	0.024	
1/15/2014	0.026	
7/10/2014	0.036	
1/15/2015	0.035	
6/19/2015	0.066	
1/14/2016	0.059	
4/20/2016	0.0553	
6/14/2016	0.035	
8/9/2016	0.035	
9/27/2016	0.038	
11/15/2016	0.039	
1/11/2017	0.037	
1/19/2017	0.079	
1/24/2017	0.42 (o)	
2/28/2017	0.042	
4/20/2017	0.04	
7/18/2017	0.04	
1/10/2018	0.048	
7/11/2018	0.044	
1/29/2019	0.05	
3/26/2019	0.046	
9/10/2019	0.044	
3/31/2020	0.044	
9/15/2020	0.041	
3/17/2021	0.04	
8/19/2021	0.038	
2/22/2022	0.041	
8/2/2022	0.043	
2/7/2023	0.039	
8/1/2023	0.041	
2/6/2024		0.039
8/13/2024		0.036

Prediction Limit

Constituent: Barium (mg/L) Analysis Run 9/30/2024 1:35 PM View: Appendix I - Intrawell

Plant McIntosh Client: Southern Company Data: McIntosh LF4 CCR

	GWC-1	GWC-1
8/25/2004	0.02	
9/11/2004	0.021	
9/26/2004	0.019	
7/11/2005	0.017	
12/7/2005	0.018	
6/22/2006	0.018	
11/28/2006	0.026	
7/6/2007	0.014	
12/13/2007	0.013	
6/20/2008	0.019	
12/7/2008	0.019	
7/9/2009	0.029	
12/28/2009	0.039	
6/22/2010	0.032	
1/4/2011	0.024	
7/9/2011	0.034	
1/21/2012	0.022	
7/11/2012	0.023	
1/20/2013	0.027	
7/19/2013	0.037	
1/15/2014	0.032	
7/11/2014	0.034	
1/16/2015	0.032	
6/20/2015	0.037	
1/16/2016	0.051	
4/20/2016	0.0554	
6/15/2016	0.046	
8/10/2016	0.042	
9/27/2016	0.042	
11/15/2016	0.042	
1/12/2017	0.046	
1/23/2017	0.023	
3/1/2017	0.048	
4/20/2017	0.046	
7/19/2017	0.045	
1/11/2018	0.046	
7/12/2018	0.045	
1/30/2019	0.05	
3/27/2019	0.045	
9/11/2019	0.038	
4/1/2020	0.041	
9/15/2020	0.038	
3/16/2021	0.039	
8/18/2021	0.034	
2/23/2022	0.039	
8/3/2022	0.029	
2/7/2023	0.031	
8/2/2023	0.03	
2/7/2024		0.032
8/14/2024		0.04

Prediction Limit

Constituent: Barium (mg/L) Analysis Run 9/30/2024 1:35 PM View: Appendix I - Intrawell

Plant McIntosh Client: Southern Company Data: McIntosh LF4 CCR

	GWC-10	GWC-10
8/25/2004	0.036	
9/11/2004	0.036	
9/26/2004	0.035	
10/13/2004	0.035	
7/11/2005	0.017	
12/7/2005	0.017	
6/22/2006	0.015	
11/28/2006	0.032	
7/6/2007	0.03	
12/13/2007	0.039	
6/20/2008	0.038	
12/7/2008	0.034	
7/10/2009	0.032	
12/29/2009	0.03	
6/22/2010	0.024	
1/4/2011	0.017	
7/10/2011	0.03	
1/21/2012	0.022	
7/11/2012	0.025	
1/20/2013	0.029	
7/19/2013	0.02	
1/16/2014	0.022	
7/10/2014	0.018	
1/16/2015	0.019	
6/20/2015	0.021	
1/16/2016	0.019	
4/21/2016	0.0178	
6/16/2016	0.022	
8/10/2016	0.015	
9/27/2016	0.014	
11/15/2016	0.015	
1/12/2017	0.015	
3/1/2017	0.017	
4/24/2017	0.014	
7/24/2017	0.015	
1/11/2018	0.013	
7/12/2018	0.024	
1/30/2019	0.023	
3/27/2019	0.019	
9/11/2019	0.021	
4/1/2020	0.035	
9/15/2020	0.023	
3/16/2021	0.019	
8/18/2021	0.018	
2/23/2022	0.018	
8/3/2022	0.017	
2/8/2023	0.017	
8/2/2023	0.016	
2/7/2024		0.017
8/14/2024		0.021

Prediction Limit

Constituent: Barium (mg/L) Analysis Run 9/30/2024 1:35 PM View: Appendix I - Intrawell

Plant McIntosh Client: Southern Company Data: McIntosh LF4 CCR

	GWC-11	GWC-11
8/25/2004	0.018	
9/11/2004	0.022	
9/26/2004	0.022	
10/13/2004	0.017	
7/11/2005	0.015	
12/7/2005	0.012	
6/22/2006	0.012	
11/28/2006	0.013	
7/6/2007	0.012	
12/13/2007	0.013	
6/20/2008	0.026	
12/7/2008	0.093 (O)	
7/10/2009	0.013	
12/29/2009	0.012	
6/22/2010	0.014	
1/5/2011	0.011	
7/9/2011	0.012	
1/21/2012	0.017	
7/11/2012	0.015	
1/19/2013	0.013	
7/19/2013	0.012	
1/15/2014	0.012	
7/11/2014	0.012	
1/16/2015	0.011	
6/20/2015	0.013	
1/14/2016	0.016	
4/20/2016	0.0113	
6/15/2016	0.013	
8/10/2016	0.01	
9/27/2016	0.01	
11/15/2016	0.011	
1/12/2017	0.01	
3/1/2017	0.011	
4/24/2017	0.01	
7/24/2017	0.0089	
1/11/2018	0.01	
7/12/2018	0.016	
1/30/2019	0.014 (J)	
3/27/2019	0.013	
9/11/2019	0.011	
4/2/2020	0.011	
9/15/2020	0.015	
3/17/2021	0.016	
8/18/2021	0.011	
2/23/2022	0.01	
8/2/2022	0.011	
2/8/2023	0.011	
8/2/2023	0.01	
2/7/2024		0.011
8/14/2024		0.011

Prediction Limit

Constituent: Barium (mg/L) Analysis Run 9/30/2024 1:35 PM View: Appendix I - Intrawell

Plant McIntosh Client: Southern Company Data: McIntosh LF4 CCR

	GWC-12	GWC-12
8/25/2004	0.014	
9/11/2004	0.014	
9/26/2004	0.014	
10/13/2004	0.013	
7/11/2005	0.011	
12/7/2005	0.012	
6/22/2006	0.012	
11/28/2006	0.011	
7/6/2007	0.014	
12/13/2007	0.011	
6/20/2008	0.011	
12/7/2008	0.01	
7/10/2009	0.011	
12/28/2009	0.011	
6/22/2010	0.011	
1/4/2011	0.013	
7/9/2011	0.015	
1/20/2012	0.013	
7/11/2012	0.015	
1/19/2013	0.014	
7/18/2013	0.013	
1/15/2014	0.013	
7/11/2014	0.016	
1/15/2015	0.012	
6/19/2015	0.015	
1/16/2016	0.013	
4/20/2016	0.0114	
6/15/2016	0.0095 (J)	
8/10/2016	0.0094	
9/27/2016	0.011	
11/15/2016	0.0096	
1/12/2017	0.01	
3/1/2017	0.011	
4/20/2017	0.01	
7/20/2017	0.011	
1/11/2018	0.01	
7/12/2018	0.011	
1/30/2019	0.011 (J)	
3/27/2019	0.0099	
9/11/2019	0.01	
4/1/2020	0.0097 (J)	
9/16/2020	0.011	
3/16/2021	0.01	
8/18/2021	0.01	
2/23/2022	0.01	
8/3/2022	0.011	
2/7/2023	0.011	
8/2/2023	0.014	
2/8/2024		0.011
8/14/2024		0.012

Prediction Limit

Constituent: Barium (mg/L) Analysis Run 9/30/2024 1:35 PM View: Appendix I - Intrawell

Plant McIntosh Client: Southern Company Data: McIntosh LF4 CCR

	GWC-17	GWC-17
12/8/2015	0.021	
12/14/2015	0.021	
12/28/2015	0.02	
1/13/2016	0.019	
1/26/2016	0.019	
4/20/2016	0.0188	
6/15/2016	0.017	
8/9/2016	0.018	
9/27/2016	0.016	
11/15/2016	0.017	
1/11/2017	0.017	
3/1/2017	0.017	
4/20/2017	0.016	
7/19/2017	0.017	
1/11/2018	0.017	
7/11/2018	0.017	
1/29/2019	0.02	
3/27/2019	0.017	
9/11/2019	0.021	
4/1/2020	0.019	
9/15/2020	0.018	
3/16/2021	0.017	
8/19/2021	0.017	
2/22/2022	0.019	
8/2/2022	0.017	
2/8/2023	0.02	
8/2/2023	0.017	
2/6/2024		0.02
8/13/2024		0.019

Prediction Limit

Constituent: Barium (mg/L) Analysis Run 9/30/2024 1:35 PM View: Appendix I - Intrawell

Plant McIntosh Client: Southern Company Data: McIntosh LF4 CCR

	GWC-18	GWC-18
12/8/2015	0.053	
12/14/2015	0.049	
12/28/2015	0.048	
1/14/2016	0.048	
1/26/2016	0.044	
4/19/2016	0.0308	
6/16/2016	0.029	
8/11/2016	0.023	
9/28/2016	0.024	
11/16/2016	0.022	
1/11/2017	0.017	
3/1/2017	0.02	
4/25/2017	0.02	
7/25/2017	0.017	
1/12/2018	0.015	
7/11/2018	0.013	
1/30/2019	0.02	
3/27/2019	0.014	
9/11/2019	0.018	
4/1/2020	0.013	
9/15/2020	0.014	
3/17/2021	0.013	
8/19/2021	0.013	
2/23/2022	0.012	
8/2/2022	0.013	
2/7/2023	0.012	
8/2/2023	0.012	
2/7/2024		0.014
8/14/2024		0.013

Prediction Limit

Constituent: Barium (mg/L) Analysis Run 9/30/2024 1:35 PM View: Appendix I - Intrawell

Plant McIntosh Client: Southern Company Data: McIntosh LF4 CCR

	GWC-19	GWC-19
12/8/2015	0.057	
12/15/2015	0.052	
12/28/2015	0.041	
1/14/2016	0.038	
1/26/2016	0.034	
4/19/2016	0.023	
6/16/2016	0.017	
8/10/2016	0.013	
9/28/2016	0.013	
11/15/2016	0.013	
1/16/2017	0.014	
3/1/2017	0.017	
4/25/2017	0.015	
7/25/2017	0.012	
1/12/2018	0.014	
7/11/2018	0.018	
1/29/2019	0.016	
3/27/2019	0.013	
9/11/2019	0.015	
4/1/2020	0.013	
9/16/2020	0.012	
3/16/2021	0.0099 (J)	
8/19/2021	0.0095 (J)	
2/23/2022	0.01	
8/3/2022	0.011	
2/8/2023	0.01	
8/2/2023	0.0092 (J)	
2/7/2024		0.01
8/14/2024		0.011

Prediction Limit

Constituent: Barium (mg/L) Analysis Run 9/30/2024 1:35 PM View: Appendix I - Intrawell

Plant McIntosh Client: Southern Company Data: McIntosh LF4 CCR

	GWC-20	GWC-20
12/9/2015	0.039	
12/14/2015	0.045	
12/29/2015	0.045	
1/14/2016	0.034	
1/25/2016	0.038	
4/21/2016	0.0325	
6/16/2016	0.027	
8/10/2016	0.025	
9/27/2016	0.023	
11/15/2016	0.022	
1/13/2017	0.021	
3/1/2017	0.021	
4/25/2017	0.02	
7/25/2017	0.02	
1/12/2018	0.021	
7/11/2018	0.021	
1/29/2019	0.017	
3/27/2019	0.018	
9/11/2019	0.021	
4/1/2020	0.016	
9/15/2020	0.021	
3/16/2021	0.016	
8/19/2021	0.017	
2/22/2022	0.018	
8/3/2022	0.018	
2/8/2023	0.015	
8/2/2023	0.015	
2/7/2024		0.016
8/14/2024		0.015

Prediction Limit

Constituent: Barium (mg/L) Analysis Run 9/30/2024 1:35 PM View: Appendix I - Intrawell

Plant McIntosh Client: Southern Company Data: McIntosh LF4 CCR

	GWC-21	GWC-21
12/9/2015	0.024	
12/14/2015	0.027	
12/29/2015	0.027	
1/14/2016	0.025	
1/25/2016	0.023	
4/21/2016	0.0165	
6/16/2016	0.018	
8/10/2016	0.014	
9/27/2016	0.018	
11/15/2016	0.015	
1/12/2017	0.014	
3/1/2017	0.015	
4/24/2017	0.015	
7/25/2017	0.015	
1/11/2018	0.016	
7/11/2018	0.017	
1/30/2019	0.017	
3/27/2019	0.016	
9/11/2019	0.019	
4/1/2020	0.018	
9/15/2020	0.021	
3/17/2021	0.019	
8/19/2021	0.018	
2/23/2022	0.02	
8/4/2022	0.022	
2/8/2023	0.019	
8/3/2023	0.018	
2/7/2024		0.02
8/14/2024		0.02

Prediction Limit

Constituent: Barium (mg/L) Analysis Run 9/30/2024 1:35 PM View: Appendix I - Intrawell

Plant McIntosh Client: Southern Company Data: McIntosh LF4 CCR

	GWC-23	GWC-23
6/16/2016	0.057	
8/10/2016	0.072	
9/28/2016	0.076	
11/16/2016	0.057	
1/17/2017	0.049	
3/2/2017	0.067	
4/25/2017	0.049	
7/13/2017	0.04	
7/25/2017	0.038	
1/12/2018	0.037	
7/12/2018	0.037	
1/30/2019	0.034	
3/27/2019	0.027	
9/11/2019	0.023	
4/1/2020	0.024	
9/15/2020	0.024	
3/17/2021	0.024	
8/19/2021	0.019	
2/23/2022	0.024	
8/4/2022	0.017	
2/8/2023	0.016	
8/3/2023	0.012	
2/7/2024		0.02
8/14/2024		0.027

Prediction Limit

Constituent: Barium (mg/L) Analysis Run 9/30/2024 1:35 PM View: Appendix I - Intrawell

Plant McIntosh Client: Southern Company Data: McIntosh LF4 CCR

	GWC-9	GWC-9
8/25/2004	0.029	
9/11/2004	0.031	
9/26/2004	0.03	
10/13/2004	0.024	
7/11/2005	0.022	
12/7/2005	0.032	
6/22/2006	0.026	
11/28/2006	0.02	
7/6/2007	0.018	
12/13/2007	0.017	
6/20/2008	0.018	
12/7/2008	0.016	
7/9/2009	0.019	
12/29/2009	0.02	
6/22/2010	0.022	
1/5/2011	0.021	
7/9/2011	0.021	
1/21/2012	0.021	
7/11/2012	0.021	
1/19/2013	0.024	
7/18/2013	0.024	
1/15/2014	0.022	
7/10/2014	0.023	
1/16/2015	0.015	
6/20/2015	0.024	
1/14/2016	0.026	
4/19/2016	0.0274	
6/15/2016	0.024	
8/10/2016	0.031	
9/27/2016	0.029	
11/15/2016	0.029	
1/13/2017	0.025	
3/1/2017	0.03	
4/24/2017	0.024	
7/24/2017	0.026	
1/12/2018	0.027	
7/12/2018	0.031	
1/30/2019	0.032	
3/27/2019	0.023	
9/11/2019	0.029	
4/1/2020	0.021	
9/16/2020	0.033	
3/17/2021	0.041	
8/19/2021	0.024	
2/23/2022	0.026	
8/3/2022	0.03	
2/8/2023	0.024	
8/2/2023	0.021	
2/7/2024		0.023
8/14/2024		0.024

Prediction Limit

Constituent: Beryllium (mg/L) Analysis Run 9/30/2024 1:35 PM View: Appendix I - Intrawell

Plant McIntosh Client: Southern Company Data: McIntosh LF4 CCR

	GWA-13	GWA-13
12/7/2015	<0.0025	
12/15/2015	<0.0025	
1/13/2016	<0.0025	
1/25/2016	<0.0025	
4/20/2016	<0.0025	
6/14/2016	7.1E-05 (J)	
8/9/2016	<0.0025	
9/27/2016	<0.0025	
11/15/2016	<0.0025	
1/12/2017	<0.0025	
2/28/2017	<0.0025	
4/20/2017	<0.0025	
7/18/2017	<0.0025	
1/10/2018	<0.0025	
7/11/2018	<0.0025	
1/29/2019	<0.0025	
3/26/2019	<0.0025	
9/10/2019	0.0008 (J)	
3/31/2020	<0.0025	
9/15/2020	<0.0025	
3/16/2021	0.0002 (J)	
8/18/2021	<0.0025	
2/22/2022	<0.0025	
8/2/2022	<0.0025	
2/6/2023	<0.0025	
8/1/2023	<0.0025	
2/6/2024		<0.0025
8/13/2024		<0.0025

ND substitution: RL or RL/2 if <15% NDs.

Prediction Limit

Constituent: Beryllium (mg/L) Analysis Run 9/30/2024 1:35 PM View: Appendix I - Intrawell

Plant McIntosh Client: Southern Company Data: McIntosh LF4 CCR

	GWA-14	GWA-14
12/7/2015	<0.0025	
12/15/2015	<0.0025	
12/29/2015	<0.0025	
1/13/2016	<0.0025	
1/25/2016	<0.0025	
4/20/2016	<0.0025	
6/14/2016	4.4E-05 (J)	
8/9/2016	<0.0025	
9/27/2016	<0.0025	
11/15/2016	<0.0025	
1/11/2017	<0.0025	
2/28/2017	<0.0025	
4/20/2017	<0.0025	
7/19/2017	<0.0025	
1/11/2018	<0.0025	
7/11/2018	<0.0025	
1/29/2019	<0.0025	
3/26/2019	<0.0025	
9/10/2019	0.00025 (J)	
4/1/2020	<0.0025	
9/15/2020	<0.0025	
3/16/2021	<0.0025	
8/17/2021	<0.0025	
2/22/2022	<0.0025	
8/2/2022	<0.0025	
2/7/2023	<0.0025	
8/2/2023	<0.0025	
2/6/2024		<0.0025
8/13/2024		<0.0025

ND substitution: RL or RL/2 if <15% NDs.

Prediction Limit

Constituent: Beryllium (mg/L) Analysis Run 9/30/2024 1:35 PM View: Appendix I - Intrawell

Plant McIntosh Client: Southern Company Data: McIntosh LF4 CCR

	GWA-15	GWA-15
12/7/2015	<0.0025	
12/15/2015	<0.0025	
12/28/2015	<0.0025	
1/13/2016	<0.0025	
1/25/2016	<0.0025	
4/21/2016	<0.0025	
6/15/2016	3.8E-05 (J)	
8/9/2016	<0.0025	
9/27/2016	<0.0025	
11/15/2016	<0.0025	
1/11/2017	<0.0025	
2/28/2017	<0.0025	
4/20/2017	<0.0025	
7/19/2017	<0.0025	
1/11/2018	<0.0025	
7/11/2018	<0.0025	
1/29/2019	<0.0025	
3/26/2019	<0.0025	
9/11/2019	<0.0025	
4/1/2020	<0.0025	
9/15/2020	<0.0025	
3/17/2021	<0.0025	
8/19/2021	<0.0025	
2/22/2022	<0.0025	
8/2/2022	<0.0025	
2/7/2023	<0.0025	
8/1/2023	<0.0025	
2/6/2024		<0.0025
8/13/2024		<0.0025

ND substitution: RL or RL/2 if <15% NDs.

Prediction Limit

Constituent: Beryllium (mg/L) Analysis Run 9/30/2024 1:35 PM View: Appendix I - Intrawell

Plant McIntosh Client: Southern Company Data: McIntosh LF4 CCR

	GWA-16	GWA-16
12/7/2015	<0.0025	
12/14/2015	<0.0025	
12/28/2015	<0.0025	
1/13/2016	<0.0025	
1/25/2016	<0.0025	
4/20/2016	<0.0025	
6/15/2016	0.00011 (J)	
8/9/2016	<0.0025	
9/27/2016	<0.0025	
11/15/2016	<0.0025	
1/11/2017	<0.0025	
3/1/2017	<0.0025	
4/20/2017	<0.0025	
7/19/2017	<0.0025	
1/11/2018	<0.0025	
7/11/2018	<0.0025	
1/29/2019	<0.0025	
3/26/2019	<0.0025	
9/10/2019	0.00036 (J)	
4/1/2020	<0.0025	
9/15/2020	<0.0025	
3/16/2021	<0.0025	
8/17/2021	<0.0025	
2/22/2022	<0.0025	
8/2/2022	<0.0025	
2/7/2023	<0.0025	
8/1/2023	<0.0025	
2/6/2024		<0.0025
8/13/2024		<0.0025

ND substitution: RL or RL/2 if <15% NDs.

Prediction Limit

Constituent: Beryllium (mg/L) Analysis Run 9/30/2024 1:35 PM View: Appendix I - Intrawell

Plant McIntosh Client: Southern Company Data: McIntosh LF4 CCR

	GWA-2	GWA-2
8/25/2004	<0.0025	
9/11/2004	<0.0025	
9/26/2004	<0.0025	
10/13/2004	<0.0025	
7/11/2005	<0.0025	
12/7/2005	<0.0025	
6/22/2006	<0.0025	
11/28/2006	<0.0025	
7/6/2007	<0.0025	
12/13/2007	<0.0025	
6/20/2008	<0.0025	
12/7/2008	<0.0025	
7/9/2009	<0.0025	
12/28/2009	<0.0025	
6/22/2010	<0.0025	
1/4/2011	<0.0025	
7/9/2011	<0.0025	
1/21/2012	<0.0025	
7/11/2012	<0.0025	
1/20/2013	<0.0025	
7/19/2013	<0.0025	
1/15/2014	0.00011 (J)	
7/11/2014	0.0001 (J)	
1/16/2015	<0.0025	
6/20/2015	<0.0025	
1/16/2016	<0.0025	
4/19/2016	<0.0025	
6/14/2016	6.5E-05 (J)	
8/9/2016	<0.0025	
9/26/2016	<0.0025	
11/15/2016	<0.0025	
1/10/2017	<0.0025	
2/28/2017	<0.0025	
4/19/2017	<0.0025	
7/17/2017	<0.0025	
1/10/2018	<0.0025	
7/11/2018	<0.0025	
1/29/2019	6.3E-05 (J)	
3/27/2019	<0.0025	
9/11/2019	<0.0025	
4/1/2020	<0.0025	
9/15/2020	0.00024 (J)	
3/16/2021	<0.0025	
8/17/2021	0.00018 (J)	
2/22/2022	<0.0025	
8/2/2022	<0.0025	
2/7/2023	<0.0025	
8/1/2023	<0.0025	
2/6/2024		<0.0025
8/15/2024		<0.0025

ND substitution: RL or RL/2 if <15% NDs.

Prediction Limit

Constituent: Beryllium (mg/L) Analysis Run 9/30/2024 1:35 PM View: Appendix I - Intrawell

Plant McIntosh Client: Southern Company Data: McIntosh LF4 CCR

	GWA-3	GWA-3
8/25/2004	<0.0025	
9/11/2004	<0.0025	
9/26/2004	<0.0025	
10/13/2004	<0.0025	
7/11/2005	<0.0025	
12/7/2005	<0.0025	
6/22/2006	<0.0025	
11/28/2006	<0.0025	
7/6/2007	<0.0025	
12/13/2007	<0.0025	
6/20/2008	<0.0025	
12/7/2008	<0.0025	
7/9/2009	<0.0025	
12/28/2009	<0.0025	
6/22/2010	<0.0025	
1/5/2011	0.0018	
7/9/2011	<0.0025	
1/20/2012	<0.0025	
7/11/2012	<0.0025	
1/19/2013	<0.0025	
7/18/2013	<0.0025	
1/15/2014	<0.0025	
7/11/2014	<0.0025	
1/15/2015	<0.0025	
6/19/2015	<0.0025	
1/16/2016	<0.0025	
4/19/2016	<0.0025	
6/14/2016	3.2E-05 (J)	
8/9/2016	<0.0025	
9/27/2016	<0.0025	
11/14/2016	<0.0025	
1/10/2017	<0.0025	
2/28/2017	<0.0025	
4/19/2017	<0.0025	
7/18/2017	<0.0025	
1/10/2018	<0.0025	
7/11/2018	<0.0025	
1/29/2019	<0.0025	
3/27/2019	<0.0025	
9/11/2019	<0.0025	
4/1/2020	<0.0025	
9/15/2020	<0.0025	
3/16/2021	<0.0025	
8/17/2021	<0.0025	
2/22/2022	<0.0025	
8/2/2022	<0.0025	
2/7/2023	<0.0025	
8/2/2023	<0.0025	
2/6/2024		<0.0025
8/13/2024		<0.0025

ND substitution: RL or RL/2 if <15% NDs.

Prediction Limit

Constituent: Beryllium (mg/L) Analysis Run 9/30/2024 1:35 PM View: Appendix I - Intrawell

Plant McIntosh Client: Southern Company Data: McIntosh LF4 CCR

	GWA-4A	GWA-4A
8/25/2004	<0.0025	
9/11/2004	<0.0025	
9/26/2004	<0.0025	
10/13/2004	<0.0025	
7/11/2005	<0.0025	
12/7/2005	<0.0025	
6/22/2006	<0.0025	
11/28/2006	<0.0025	
7/6/2007	<0.0025	
12/13/2007	<0.0025	
6/20/2008	<0.0025	
12/7/2008	<0.0025	
7/9/2009	<0.0025	
12/30/2009	<0.0025	
6/22/2010	<0.0025	
1/4/2011	<0.0025	
7/10/2011	<0.0025	
1/21/2012	<0.0025	
7/11/2012	<0.0025	
1/20/2013	<0.0025	
7/19/2013	<0.0025	
1/16/2014	<0.0025	
7/10/2014	0.0001 (J)	
1/16/2015	<0.0025	
6/20/2015	<0.0025	
1/14/2016	<0.0025	
4/20/2016	<0.0025	
6/14/2016	8.7E-05 (J)	
8/11/2016	<0.0025	
9/27/2016	<0.0025	
11/14/2016	<0.0025	
1/10/2017	<0.0025	
2/28/2017	<0.0025	
4/20/2017	<0.0025	
7/18/2017	<0.0025	
1/10/2018	<0.0025	
7/11/2018	<0.0025	
1/29/2019	0.00011 (J)	
3/26/2019	<0.0025	
9/10/2019	0.0006 (J)	
3/31/2020	<0.0025	
9/16/2020	<0.0025	
3/17/2021	<0.0025	
8/19/2021	<0.0025	
2/23/2022	<0.0025	
8/3/2022	<0.0025	
2/7/2023	<0.0025	
8/1/2023	<0.0025	
2/6/2024		<0.0025
8/13/2024		<0.0025

ND substitution: RL or RL/2 if <15% NDs.

Prediction Limit

Constituent: Beryllium (mg/L) Analysis Run 9/30/2024 1:35 PM View: Appendix I - Intrawell

Plant McIntosh Client: Southern Company Data: McIntosh LF4 CCR

	GWA-5	GWA-5
8/25/2004	<0.0025	
9/11/2004	<0.0025	
9/26/2004	<0.0025	
10/13/2004	<0.0025	
7/11/2005	0.0011	
12/7/2005	<0.0025	
6/22/2006	<0.0025	
11/28/2006	<0.0025	
7/6/2007	<0.0025	
12/13/2007	<0.0025	
6/20/2008	<0.0025	
12/7/2008	<0.0025	
7/9/2009	<0.0025	
12/29/2009	<0.0025	
6/22/2010	<0.0025	
1/4/2011	<0.0025	
7/9/2011	<0.0025	
1/21/2012	<0.0025	
7/11/2012	<0.0025	
1/19/2013	<0.0025	
7/18/2013	<0.0025	
1/15/2014	<0.0025	
7/10/2014	<0.0025	
1/15/2015	<0.0025	
6/19/2015	0.00013 (J)	
1/14/2016	<0.0025	
4/20/2016	<0.0025	
6/14/2016	5.4E-05 (J)	
8/9/2016	<0.0025	
9/27/2016	<0.0025	
11/15/2016	<0.0025	
1/11/2017	<0.0025	
1/19/2017	<0.0025	
1/24/2017	<0.0025	
2/28/2017	<0.0025	
4/20/2017	<0.0025	
7/18/2017	<0.0025	
1/10/2018	<0.0025	
7/11/2018	<0.0025	
1/29/2019	<0.0025	
3/26/2019	<0.0025	
9/10/2019	<0.0025	
3/31/2020	<0.0025	
9/15/2020	<0.0025	
3/17/2021	<0.0025	
8/19/2021	<0.0025	
2/22/2022	<0.0025	
8/2/2022	<0.0025	
2/7/2023	<0.0025	
8/1/2023	<0.0025	
2/6/2024		<0.0025
8/13/2024		<0.0025

ND substitution: RL or RL/2 if <15% NDs.

Prediction Limit

Constituent: Beryllium (mg/L) Analysis Run 9/30/2024 1:35 PM View: Appendix I - Intrawell

Plant McIntosh Client: Southern Company Data: McIntosh LF4 CCR

	GWC-1	GWC-1
8/25/2004	<0.0025	
9/11/2004	<0.0025	
9/26/2004	<0.0025	
7/11/2005	<0.0025	
12/7/2005	<0.0025	
6/22/2006	<0.0025	
11/28/2006	<0.0025	
7/6/2007	<0.0025	
12/13/2007	<0.0025	
6/20/2008	<0.0025	
12/7/2008	<0.0025	
7/9/2009	<0.0025	
12/28/2009	<0.0025	
6/22/2010	<0.0025	
1/4/2011	<0.0025	
7/9/2011	<0.0025	
1/21/2012	<0.0025	
7/11/2012	<0.0025	
1/20/2013	<0.0025	
7/19/2013	<0.0025	
1/15/2014	0.00016 (J)	
7/11/2014	0.00018 (J)	
1/16/2015	0.00016 (J)	
6/20/2015	0.00017 (J)	
1/16/2016	8E-05 (J)	
4/20/2016	<0.0025	
6/15/2016	0.00012 (J)	
8/10/2016	<0.0025	
9/27/2016	<0.0025	
11/15/2016	<0.0025	
1/12/2017	<0.0025	
1/23/2017	<0.0025	
3/1/2017	<0.0025	
4/20/2017	<0.0025	
7/19/2017	<0.0025	
1/11/2018	<0.0025	
7/12/2018	<0.0025	
1/30/2019	<0.0025	
3/27/2019	<0.0025	
9/11/2019	0.00021 (J)	
4/1/2020	<0.0025	
9/15/2020	<0.0025	
3/16/2021	0.00022 (J)	
8/18/2021	0.00018 (J)	
2/23/2022	<0.0025	
8/3/2022	<0.0025	
2/7/2023	<0.0025	
8/2/2023	<0.0025	
2/7/2024		<0.0025
8/14/2024		0.0002 (J)

ND substitution: RL or RL/2 if <15% NDs.

Prediction Limit

Constituent: Beryllium (mg/L) Analysis Run 9/30/2024 1:35 PM View: Appendix I - Intrawell

Plant McIntosh Client: Southern Company Data: McIntosh LF4 CCR

	GWC-10	GWC-10
8/25/2004	<0.0025	
9/11/2004	<0.0025	
9/26/2004	<0.0025	
10/13/2004	<0.0025	
7/11/2005	<0.0025	
12/7/2005	<0.0025	
6/22/2006	<0.0025	
11/28/2006	<0.0025	
7/6/2007	<0.0025	
12/13/2007	<0.0025	
6/20/2008	<0.0025	
12/7/2008	<0.0025	
7/10/2009	<0.0025	
12/29/2009	<0.0025	
6/22/2010	<0.0025	
1/4/2011	<0.0025	
7/10/2011	<0.0025	
1/21/2012	<0.0025	
7/11/2012	<0.0025	
1/20/2013	<0.0025	
7/19/2013	<0.0025	
1/16/2014	<0.0025	
7/10/2014	<0.0025	
1/16/2015	<0.0025	
6/20/2015	0.00013 (J)	
1/16/2016	<0.0025	
4/21/2016	<0.0025	
6/16/2016	8.5E-05 (J)	
8/10/2016	<0.0025	
9/27/2016	<0.0025	
11/15/2016	<0.0025	
1/12/2017	<0.0025	
3/1/2017	<0.0025	
4/24/2017	<0.0025	
7/24/2017	<0.0025	
1/11/2018	<0.0025	
7/12/2018	<0.0025	
1/30/2019	<0.0025	
3/27/2019	<0.0025	
9/11/2019	<0.0025	
4/1/2020	<0.0025	
9/15/2020	<0.0025	
3/16/2021	0.00033 (J)	
8/18/2021	<0.0025	
2/23/2022	<0.0025	
8/3/2022	<0.0025	
2/8/2023	<0.0025	
8/2/2023	<0.0025	
2/7/2024		<0.0025
8/14/2024		<0.0025

ND substitution: RL or RL/2 if <15% NDs.

Prediction Limit

Constituent: Beryllium (mg/L) Analysis Run 9/30/2024 1:35 PM View: Appendix I - Intrawell

Plant McIntosh Client: Southern Company Data: McIntosh LF4 CCR

	GWC-11	GWC-11
8/25/2004	<0.0025	
9/11/2004	<0.0025	
9/26/2004	<0.0025	
10/13/2004	<0.0025	
7/11/2005	<0.0025	
12/7/2005	<0.0025	
6/22/2006	<0.0025	
11/28/2006	<0.0025	
7/6/2007	<0.0025	
12/13/2007	<0.0025	
6/20/2008	<0.0025	
12/7/2008	<0.0025	
7/10/2009	<0.0025	
12/29/2009	<0.0025	
6/22/2010	<0.0025	
1/5/2011	<0.0025	
7/9/2011	<0.0025	
1/21/2012	<0.0025	
7/11/2012	<0.0025	
1/19/2013	<0.0025	
7/19/2013	<0.0025	
1/15/2014	<0.0025	
7/11/2014	<0.0025	
1/16/2015	<0.0025	
6/20/2015	<0.0025	
1/14/2016	<0.0025	
4/20/2016	<0.0025	
6/15/2016	<0.0025	
8/10/2016	<0.0025	
9/27/2016	<0.0025	
11/15/2016	<0.0025	
1/12/2017	<0.0025	
3/1/2017	<0.0025	
4/24/2017	<0.0025	
7/24/2017	<0.0025	
1/11/2018	<0.0025	
7/12/2018	<0.0025	
1/30/2019	<0.0025	
3/27/2019	<0.0025	
9/11/2019	<0.0025	
4/2/2020	0.00023 (J)	
9/15/2020	<0.0025	
3/17/2021	0.00048 (J)	
8/18/2021	<0.0025	
2/23/2022	<0.0025	
8/2/2022	<0.0025	
2/8/2023	<0.0025	
8/2/2023	<0.0025	
2/7/2024		<0.0025
8/14/2024		<0.0025

ND substitution: RL or RL/2 if <15% NDs.

Prediction Limit

Constituent: Beryllium (mg/L) Analysis Run 9/30/2024 1:35 PM View: Appendix I - Intrawell

Plant McIntosh Client: Southern Company Data: McIntosh LF4 CCR

	GWC-12	GWC-12
8/25/2004	<0.0025	
9/11/2004	<0.0025	
9/26/2004	<0.0025	
10/13/2004	<0.0025	
7/11/2005	<0.0025	
12/7/2005	<0.0025	
6/22/2006	<0.0025	
11/28/2006	<0.0025	
7/6/2007	<0.0025	
12/13/2007	<0.0025	
6/20/2008	<0.0025	
12/7/2008	<0.0025	
7/10/2009	<0.0025	
12/28/2009	<0.0025	
6/22/2010	<0.0025	
1/4/2011	<0.0025	
7/9/2011	<0.0025	
1/20/2012	<0.0025	
7/11/2012	<0.0025	
1/19/2013	<0.0025	
7/18/2013	<0.0025	
1/15/2014	0.00017 (J)	
7/11/2014	0.00024 (J)	
1/15/2015	0.00015 (J)	
6/19/2015	0.00016 (J)	
1/16/2016	0.00014 (J)	
4/20/2016	<0.0025	
6/15/2016	0.00014 (J)	
8/10/2016	<0.0025	
9/27/2016	<0.0025	
11/15/2016	<0.0025	
1/12/2017	<0.0025	
3/1/2017	<0.0025	
4/20/2017	<0.0025	
7/20/2017	<0.0025	
1/11/2018	<0.0025	
7/12/2018	<0.0025	
1/30/2019	<0.0025	
3/27/2019	<0.0025	
9/11/2019	0.00022 (J)	
4/1/2020	<0.0025	
9/16/2020	<0.0025	
3/16/2021	0.00037 (J)	
8/18/2021	<0.0025	
2/23/2022	<0.0025	
8/3/2022	0.00027 (J)	
2/7/2023	<0.0025	
8/2/2023	<0.0025	
2/8/2024		0.00022 (J)
8/14/2024		<0.0025

ND substitution: RL or RL/2 if <15% NDs.

Prediction Limit

Constituent: Beryllium (mg/L) Analysis Run 9/30/2024 1:35 PM View: Appendix I - Intrawell

Plant McIntosh Client: Southern Company Data: McIntosh LF4 CCR

	GWC-17	GWC-17
12/8/2015	0.00046 (J)	
12/14/2015	0.00052 (J)	
12/28/2015	0.00057 (J)	
1/13/2016	0.00056 (J)	
1/26/2016	0.00057 (J)	
4/20/2016	<0.003 (o)	
6/15/2016	0.00056 (J)	
8/9/2016	0.00054 (J)	
9/27/2016	0.00056 (J)	
11/15/2016	0.00047 (J)	
1/11/2017	0.00066 (J)	
3/1/2017	0.00066 (J)	
4/20/2017	0.00055 (J)	
7/19/2017	0.00061 (J)	
1/11/2018	0.00064 (J)	
7/11/2018	0.00065 (J)	
1/29/2019	0.00062 (J)	
3/27/2019	0.00062	
9/11/2019	0.001	
4/1/2020	0.00058 (J)	
9/15/2020	0.00063 (J)	
3/16/2021	0.00062 (J)	
8/19/2021	0.00057 (J)	
2/22/2022	0.00078 (J)	
8/2/2022	0.00057 (J)	
2/8/2023	0.00071 (J)	
8/2/2023	0.00057 (J)	
2/6/2024		0.0007 (J)
8/13/2024		0.0006 (J)

Prediction Limit

Constituent: Beryllium (mg/L) Analysis Run 9/30/2024 1:35 PM View: Appendix I - Intrawell

Plant McIntosh Client: Southern Company Data: McIntosh LF4 CCR

	GWC-18	GWC-18
12/8/2015	<0.0025	
12/14/2015	<0.0025	
12/28/2015	<0.0025	
1/14/2016	<0.0025	
1/26/2016	<0.0025	
4/19/2016	<0.0025	
6/16/2016	<0.0025	
8/11/2016	<0.0025	
9/28/2016	<0.0025	
11/16/2016	<0.0025	
1/11/2017	<0.0025	
3/1/2017	<0.0025	
4/25/2017	<0.0025	
7/25/2017	<0.0025	
1/12/2018	<0.0025	
7/11/2018	<0.0025	
1/30/2019	<0.0025	
3/27/2019	<0.0025	
9/11/2019	0.00026 (J)	
4/1/2020	<0.0025	
9/15/2020	<0.0025	
3/17/2021	<0.0025	
8/19/2021	<0.0025	
2/23/2022	<0.0025	
8/2/2022	<0.0025	
2/7/2023	<0.0025	
8/2/2023	<0.0025	
2/7/2024		<0.0025
8/14/2024		<0.0025

ND substitution: RL or RL/2 if <15% NDs.

Prediction Limit

Constituent: Beryllium (mg/L) Analysis Run 9/30/2024 1:35 PM View: Appendix I - Intrawell

Plant McIntosh Client: Southern Company Data: McIntosh LF4 CCR

	GWC-19	GWC-19
12/8/2015	0.00018 (J)	
12/15/2015	0.00014 (J)	
12/28/2015	9E-05 (J)	
1/14/2016	0.0001 (J)	
1/26/2016	0.00011 (J)	
4/19/2016	<0.0025	
6/16/2016	0.00011 (J)	
8/10/2016	<0.0025	
9/28/2016	<0.0025	
11/15/2016	<0.0025	
1/16/2017	<0.0025	
3/1/2017	<0.0025	
4/25/2017	<0.0025	
7/25/2017	<0.0025	
1/12/2018	<0.0025	
7/11/2018	<0.0025	
1/29/2019	0.00023 (J)	
3/27/2019	<0.0025	
9/11/2019	0.00058 (J)	
4/1/2020	<0.0025	
9/16/2020	0.00022 (J)	
3/16/2021	0.00024 (J)	
8/19/2021	<0.0025	
2/23/2022	0.00031 (J)	
8/3/2022	<0.0025	
2/8/2023	0.00022 (J)	
8/2/2023	0.0002 (J)	
2/7/2024		<0.0025
8/14/2024		0.00026 (J)

ND substitution: RL or RL/2 if <15% NDs.

Prediction Limit

Constituent: Beryllium (mg/L) Analysis Run 9/30/2024 1:35 PM View: Appendix I - Intrawell

Plant McIntosh Client: Southern Company Data: McIntosh LF4 CCR

	GWC-20	GWC-20
12/9/2015	0.00026 (J)	
12/14/2015	0.00032 (J)	
12/29/2015	0.00043 (J)	
1/14/2016	0.00032 (J)	
1/25/2016	0.00038 (J)	
4/21/2016	<0.0025	
6/16/2016	0.00032 (J)	
8/10/2016	<0.0025	
9/27/2016	<0.0025	
11/15/2016	<0.0025	
1/13/2017	<0.0025	
3/1/2017	<0.0025	
4/25/2017	<0.0025	
7/25/2017	<0.0025	
1/12/2018	<0.0025	
7/11/2018	<0.0025	
1/29/2019	0.00016 (J)	
3/27/2019	<0.0025	
9/11/2019	0.00052 (J)	
4/1/2020	<0.0025	
9/15/2020	0.00025 (J)	
3/16/2021	0.00022 (J)	
8/19/2021	<0.0025	
2/22/2022	<0.0025	
8/3/2022	0.00031 (J)	
2/8/2023	<0.0025	
8/2/2023	<0.0025	
2/7/2024		<0.0025
8/14/2024		0.0002 (J)

ND substitution: RL or RL/2 if <15% NDs.

Prediction Limit

Constituent: Beryllium (mg/L) Analysis Run 9/30/2024 1:35 PM View: Appendix I - Intrawell

Plant McIntosh Client: Southern Company Data: McIntosh LF4 CCR

	GWC-21	GWC-21
12/9/2015	<0.0025	
12/14/2015	<0.0025	
12/29/2015	<0.0025	
1/14/2016	<0.0025	
1/25/2016	<0.0025	
4/21/2016	<0.0025	
6/16/2016	<0.0025	
8/10/2016	<0.0025	
9/27/2016	0.00064 (J)	
11/15/2016	<0.0025	
1/12/2017	<0.0025	
3/1/2017	<0.0025	
4/24/2017	<0.0025	
7/25/2017	<0.0025	
1/11/2018	<0.0025	
7/11/2018	<0.0025	
1/30/2019	<0.0025	
3/27/2019	<0.0025	
9/11/2019	0.00054 (J)	
4/1/2020	<0.0025	
9/15/2020	<0.0025	
3/17/2021	<0.0025	
8/19/2021	<0.0025	
2/23/2022	<0.0025	
8/4/2022	<0.0025	
2/8/2023	<0.0025	
8/3/2023	<0.0025	
2/7/2024		<0.0025
8/14/2024		<0.0025

ND substitution: RL or RL/2 if <15% NDs.

Prediction Limit

Constituent: Beryllium (mg/L) Analysis Run 9/30/2024 1:35 PM View: Appendix I - Intrawell

Plant McIntosh Client: Southern Company Data: McIntosh LF4 CCR

	GWC-23	GWC-23
6/16/2016	<0.0025	
8/10/2016	<0.0025	
9/28/2016	<0.0025	
11/16/2016	<0.0025	
1/17/2017	<0.0025	
3/2/2017	<0.0025	
4/25/2017	<0.0025	
7/13/2017	<0.0025	
7/25/2017	<0.0025	
1/12/2018	<0.0025	
7/12/2018	<0.0025	
1/30/2019	<0.0025	
3/27/2019	<0.0025	
9/11/2019	0.00026 (J)	
4/1/2020	<0.0025	
9/15/2020	<0.0025	
3/17/2021	0.00018 (J)	
8/19/2021	<0.0025	
2/23/2022	<0.0025	
8/4/2022	<0.0025	
2/8/2023	<0.0025	
8/3/2023	<0.0025	
2/7/2024		<0.0025
8/14/2024		<0.0025

ND substitution: RL or RL/2 if <15% NDs.

Prediction Limit

Constituent: Beryllium (mg/L) Analysis Run 9/30/2024 1:35 PM View: Appendix I - Intrawell

Plant McIntosh Client: Southern Company Data: McIntosh LF4 CCR

	GWC-9	GWC-9
8/25/2004	<0.0025	
9/11/2004	<0.0025	
9/26/2004	<0.0025	
10/13/2004	<0.0025	
7/11/2005	<0.0025	
12/7/2005	<0.0025	
6/22/2006	<0.0025	
11/28/2006	<0.0025	
7/6/2007	<0.0025	
12/13/2007	<0.0025	
6/20/2008	<0.0025	
12/7/2008	<0.0025	
7/9/2009	<0.0025	
12/29/2009	<0.0025	
6/22/2010	<0.0025	
1/5/2011	<0.0025	
7/9/2011	<0.0025	
1/21/2012	<0.0025	
7/11/2012	<0.0025	
1/19/2013	<0.0025	
7/18/2013	<0.0025	
1/15/2014	<0.0025	
7/10/2014	0.0001 (J)	
1/16/2015	<0.0025	
6/20/2015	<0.0025	
1/14/2016	<0.0025	
4/19/2016	<0.0025	
6/15/2016	7.7E-05 (J)	
8/10/2016	<0.0025	
9/27/2016	<0.0025	
11/15/2016	<0.0025	
1/13/2017	<0.0025	
3/1/2017	<0.0025	
4/24/2017	<0.0025	
7/24/2017	<0.0025	
1/12/2018	<0.0025	
7/12/2018	<0.0025	
1/30/2019	<0.0025	
3/27/2019	<0.0025	
9/11/2019	0.00021 (J)	
4/1/2020	<0.0025	
9/16/2020	<0.0025	
3/17/2021	0.00024 (J)	
8/19/2021	<0.0025	
2/23/2022	<0.0025	
8/3/2022	<0.0025	
2/8/2023	<0.0025	
8/2/2023	<0.0025	
2/7/2024		<0.0025
8/14/2024		<0.0025

ND substitution: RL or RL/2 if <15% NDs.

Prediction Limit

Constituent: Cadmium (mg/L) Analysis Run 9/30/2024 1:35 PM View: Appendix I - Intrawell

Plant McIntosh Client: Southern Company Data: McIntosh LF4 CCR

	GWA-13	GWA-13
12/7/2015	<0.0025	
12/15/2015	<0.0025	
12/29/2015	<0.0025	
1/13/2016	<0.0025	
1/25/2016	<0.0025	
4/20/2016	<0.0025	
6/14/2016	0.001	
8/9/2016	<0.0025	
9/27/2016	<0.0025	
11/15/2016	<0.0025	
1/12/2017	<0.0025	
2/28/2017	<0.0025	
4/20/2017	<0.0025	
7/18/2017	<0.0025	
1/10/2018	<0.0025	
7/11/2018	<0.0025	
1/29/2019	<0.0025	
3/26/2019	<0.0025	
9/10/2019	0.00035 (J)	
3/31/2020	<0.0025	
9/15/2020	<0.0025	
3/16/2021	<0.0025	
8/18/2021	<0.0025	
2/22/2022	<0.0025	
8/2/2022	<0.0025	
2/6/2023	<0.0025	
8/1/2023	<0.0025	
2/6/2024		<0.0025
8/13/2024		<0.0025

ND substitution: RL or RL/2 if <15% NDs.

Prediction Limit

Constituent: Cadmium (mg/L) Analysis Run 9/30/2024 1:35 PM View: Appendix I - Intrawell

Plant McIntosh Client: Southern Company Data: McIntosh LF4 CCR

	GWA-14	GWA-14
12/7/2015	<0.0025	
12/15/2015	<0.0025	
12/29/2015	<0.0025	
1/13/2016	<0.0025	
1/25/2016	<0.0025	
4/20/2016	<0.0025	
6/14/2016	6.2E-05 (J)	
8/9/2016	<0.0025	
9/27/2016	<0.0025	
11/15/2016	<0.0025	
1/11/2017	<0.0025	
2/28/2017	<0.0025	
4/20/2017	<0.0025	
7/19/2017	<0.0025	
1/11/2018	<0.0025	
7/11/2018	<0.0025	
1/29/2019	<0.0025	
3/26/2019	<0.0025	
9/10/2019	<0.0025	
4/1/2020	<0.0025	
9/15/2020	<0.0025	
3/16/2021	<0.0025	
8/17/2021	0.00036 (J)	
2/22/2022	<0.0025	
8/2/2022	<0.0025	
2/7/2023	<0.0025	
8/2/2023	<0.0025	
2/6/2024		<0.0025
8/13/2024		<0.0025

ND substitution: RL or RL/2 if <15% NDs.

Prediction Limit

Constituent: Cadmium (mg/L) Analysis Run 9/30/2024 1:35 PM View: Appendix I - Intrawell

Plant McIntosh Client: Southern Company Data: McIntosh LF4 CCR

	GWA-15	GWA-15
12/7/2015	<0.0025	
12/15/2015	<0.0025	
12/28/2015	<0.0025	
1/13/2016	<0.0025	
1/25/2016	<0.0025	
4/21/2016	<0.0025	
6/15/2016	<0.0025	
8/9/2016	<0.0025	
9/27/2016	<0.0025	
11/15/2016	<0.0025	
1/11/2017	<0.0025	
2/28/2017	<0.0025	
4/20/2017	<0.0025	
7/19/2017	<0.0025	
1/11/2018	<0.0025	
7/11/2018	<0.0025	
1/29/2019	<0.0025	
3/26/2019	<0.0025	
9/11/2019	<0.0025	
4/1/2020	<0.0025	
9/15/2020	<0.0025	
3/17/2021	<0.0025	
8/19/2021	<0.0025	
2/22/2022	<0.0025	
8/2/2022	<0.0025	
2/7/2023	<0.0025	
8/1/2023	<0.0025	
2/6/2024		<0.0025
8/13/2024		<0.0025

ND substitution: RL or RL/2 if <15% NDs.

Prediction Limit

Constituent: Cadmium (mg/L) Analysis Run 9/30/2024 1:35 PM View: Appendix I - Intrawell

Plant McIntosh Client: Southern Company Data: McIntosh LF4 CCR

	GWA-16	GWA-16
12/7/2015	<0.0025	
12/14/2015	<0.0025	
12/28/2015	<0.0025	
1/13/2016	<0.0025	
1/25/2016	<0.0025	
4/20/2016	<0.0025	
6/15/2016	<0.0025	
8/9/2016	<0.0025	
9/27/2016	<0.0025	
11/15/2016	<0.0025	
1/11/2017	<0.0025	
3/1/2017	<0.0025	
4/20/2017	<0.0025	
7/19/2017	<0.0025	
1/11/2018	<0.0025	
7/11/2018	<0.0025	
1/29/2019	<0.0025	
3/26/2019	<0.0025	
9/10/2019	0.00015 (J)	
4/1/2020	<0.0025	
9/15/2020	<0.0025	
3/16/2021	<0.0025	
8/17/2021	<0.0025	
2/22/2022	<0.0025	
8/2/2022	<0.0025	
2/7/2023	<0.0025	
8/1/2023	<0.0025	
2/6/2024		<0.0025
8/13/2024		<0.0025

ND substitution: RL or RL/2 if <15% NDs.

Prediction Limit

Constituent: Cadmium (mg/L) Analysis Run 9/30/2024 1:35 PM View: Appendix I - Intrawell

Plant McIntosh Client: Southern Company Data: McIntosh LF4 CCR

	GWA-2	GWA-2
8/25/2004	<0.0025	
9/11/2004	<0.0025	
9/26/2004	<0.0025	
10/13/2004	<0.0025	
7/11/2005	<0.0025	
12/7/2005	<0.0025	
6/22/2006	<0.0025	
11/28/2006	<0.0025	
7/6/2007	<0.0025	
12/13/2007	<0.0025	
6/20/2008	<0.0025	
12/7/2008	<0.0025	
7/9/2009	<0.0025	
12/28/2009	<0.0025	
6/22/2010	<0.0025	
1/4/2011	<0.0025	
7/9/2011	<0.0025	
1/21/2012	<0.0025	
7/11/2012	<0.0025	
1/20/2013	<0.0025	
7/19/2013	<0.0025	
1/15/2014	<0.0025	
7/11/2014	<0.0025	
1/16/2015	<0.0025	
6/20/2015	<0.0025	
1/16/2016	<0.0025	
4/19/2016	<0.0025	
6/14/2016	<0.0025	
8/9/2016	<0.0025	
9/26/2016	<0.0025	
11/15/2016	<0.0025	
1/10/2017	<0.0025	
2/28/2017	<0.0025	
4/19/2017	<0.0025	
7/17/2017	<0.0025	
1/10/2018	<0.0025	
7/11/2018	<0.0025	
1/29/2019	<0.0025	
3/27/2019	<0.0025	
9/11/2019	<0.0025	
4/1/2020	<0.0025	
9/15/2020	<0.0025	
3/16/2021	<0.0025	
8/17/2021	<0.0025	
2/22/2022	<0.0025	
8/2/2022	<0.0025	
2/7/2023	<0.0025	
8/1/2023	<0.0025	
2/6/2024		<0.0025
8/15/2024		<0.0025

ND substitution: RL or RL/2 if <15% NDs.

Prediction Limit

Constituent: Cadmium (mg/L) Analysis Run 9/30/2024 1:35 PM View: Appendix I - Intrawell

Plant McIntosh Client: Southern Company Data: McIntosh LF4 CCR

	GWA-3	GWA-3
8/25/2004	<0.0025	
9/11/2004	<0.0025	
9/26/2004	<0.0025	
10/13/2004	<0.0025	
7/11/2005	<0.0025	
12/7/2005	<0.0025	
6/22/2006	<0.0025	
11/28/2006	<0.0025	
7/6/2007	<0.0025	
12/13/2007	<0.0025	
6/20/2008	<0.0025	
12/7/2008	<0.0025	
7/9/2009	<0.0025	
12/28/2009	<0.0025	
6/22/2010	<0.0025	
1/5/2011	<0.0025	
7/9/2011	<0.0025	
1/20/2012	<0.0025	
7/11/2012	<0.0025	
1/19/2013	<0.0025	
7/18/2013	<0.0025	
1/15/2014	<0.0025	
7/11/2014	<0.0025	
1/15/2015	<0.0025	
6/19/2015	<0.0025	
1/16/2016	<0.0025	
4/19/2016	<0.0025	
6/14/2016	<0.0025	
8/9/2016	<0.0025	
9/27/2016	<0.0025	
11/14/2016	<0.0025	
1/10/2017	<0.0025	
2/28/2017	<0.0025	
4/19/2017	<0.0025	
7/18/2017	<0.0025	
1/10/2018	<0.0025	
7/11/2018	<0.0025	
1/29/2019	<0.0025	
3/27/2019	<0.0025	
9/11/2019	<0.0025	
4/1/2020	<0.0025	
9/15/2020	<0.0025	
3/16/2021	<0.0025	
8/17/2021	<0.0025	
2/22/2022	<0.0025	
8/2/2022	<0.0025	
2/7/2023	<0.0025	
8/2/2023	<0.0025	
2/6/2024		<0.0025
8/13/2024		<0.0025

ND substitution: RL or RL/2 if <15% NDs.

Prediction Limit

Constituent: Cadmium (mg/L) Analysis Run 9/30/2024 1:35 PM View: Appendix I - Intrawell

Plant McIntosh Client: Southern Company Data: McIntosh LF4 CCR

	GWA-4A	GWA-4A
8/25/2004	<0.0025	
9/11/2004	<0.0025	
9/26/2004	<0.0025	
10/13/2004	<0.0025	
7/11/2005	<0.0025	
12/7/2005	<0.0025	
6/22/2006	<0.0025	
11/28/2006	<0.0025	
7/6/2007	<0.0025	
12/13/2007	<0.0025	
6/20/2008	<0.0025	
12/7/2008	<0.0025	
7/9/2009	<0.0025	
12/30/2009	<0.0025	
6/22/2010	<0.0025	
1/4/2011	<0.0025	
7/10/2011	<0.0025	
1/21/2012	<0.0025	
7/11/2012	<0.0025	
1/20/2013	<0.0025	
7/19/2013	<0.0025	
1/16/2014	<0.0025	
7/10/2014	<0.0025	
1/16/2015	<0.0025	
6/20/2015	<0.0025	
1/14/2016	<0.0025	
4/20/2016	0.000111 (J)	
6/14/2016	0.00013 (J)	
8/11/2016	<0.0025	
9/27/2016	<0.0025	
11/14/2016	<0.0025	
1/10/2017	<0.0025	
2/28/2017	<0.0025	
4/20/2017	<0.0025	
7/18/2017	<0.0025	
1/10/2018	<0.0025	
7/11/2018	<0.0025	
1/29/2019	<0.0025	
3/26/2019	<0.0025	
9/10/2019	0.00019 (J)	
3/31/2020	<0.0025	
9/16/2020	<0.0025	
3/17/2021	<0.0025	
8/19/2021	<0.0025	
2/23/2022	0.00024 (J)	
8/3/2022	<0.0025	
2/7/2023	<0.0025	
8/1/2023	<0.0025	
2/6/2024		<0.0025
8/13/2024		<0.0025

ND substitution: RL or RL/2 if <15% NDs.

Prediction Limit

Constituent: Cadmium (mg/L) Analysis Run 9/30/2024 1:35 PM View: Appendix I - Intrawell

Plant McIntosh Client: Southern Company Data: McIntosh LF4 CCR

	GWA-5	GWA-5
8/25/2004	<0.0025	
9/11/2004	<0.0025	
9/26/2004	<0.0025	
10/13/2004	<0.0025	
7/11/2005	<0.0025	
12/7/2005	<0.0025	
6/22/2006	<0.0025	
11/28/2006	<0.0025	
7/6/2007	<0.0025	
12/13/2007	<0.0025	
6/20/2008	<0.0025	
12/7/2008	<0.0025	
7/9/2009	<0.0025	
12/29/2009	<0.0025	
6/22/2010	<0.0025	
1/4/2011	<0.0025	
7/9/2011	<0.0025	
1/21/2012	<0.0025	
7/11/2012	<0.0025	
1/19/2013	<0.0025	
7/18/2013	<0.0025	
1/15/2014	<0.0025	
7/10/2014	<0.0025	
1/15/2015	<0.0025	
6/19/2015	<0.0025	
1/14/2016	<0.0025	
4/20/2016	<0.0025	
6/14/2016	<0.0025	
8/9/2016	<0.0025	
9/27/2016	<0.0025	
11/15/2016	<0.0025	
1/11/2017	<0.0025	
1/19/2017	<0.0025	
1/24/2017	<0.0025	
2/28/2017	<0.0025	
4/20/2017	<0.0025	
7/18/2017	<0.0025	
1/10/2018	<0.0025	
7/11/2018	<0.0025	
1/29/2019	<0.0025	
3/26/2019	<0.0025	
9/10/2019	<0.0025	
3/31/2020	<0.0025	
9/15/2020	<0.0025	
3/17/2021	<0.0025	
8/19/2021	<0.0025	
2/22/2022	<0.0025	
8/2/2022	<0.0025	
2/7/2023	<0.0025	
8/1/2023	<0.0025	
2/6/2024		<0.0025
8/13/2024		<0.0025

ND substitution: RL or RL/2 if <15% NDs.

Prediction Limit

Constituent: Cadmium (mg/L) Analysis Run 9/30/2024 1:35 PM View: Appendix I - Intrawell

Plant McIntosh Client: Southern Company Data: McIntosh LF4 CCR

	GWC-1	GWC-1
8/25/2004	<0.0025	
9/11/2004	<0.0025	
9/26/2004	<0.0025	
7/11/2005	<0.0025	
12/7/2005	<0.0025	
6/22/2006	<0.0025	
11/28/2006	<0.0025	
7/6/2007	<0.0025	
12/13/2007	<0.0025	
6/20/2008	<0.0025	
12/7/2008	<0.0025	
7/9/2009	<0.0025	
12/28/2009	<0.0025	
6/22/2010	<0.0025	
1/4/2011	<0.0025	
7/9/2011	<0.0025	
1/21/2012	<0.0025	
7/11/2012	<0.0025	
1/20/2013	<0.0025	
7/19/2013	<0.0025	
1/15/2014	<0.0025	
7/11/2014	<0.0025	
1/16/2015	<0.0025	
6/20/2015	<0.0025	
1/16/2016	<0.0025	
4/20/2016	<0.0025	
6/15/2016	<0.0025	
8/10/2016	<0.0025	
9/27/2016	<0.0025	
11/15/2016	<0.0025	
1/12/2017	<0.0025	
1/23/2017	<0.0025	
3/1/2017	<0.0025	
4/20/2017	<0.0025	
7/19/2017	<0.0025	
1/11/2018	<0.0025	
7/12/2018	<0.0025	
1/30/2019	<0.0025	
3/27/2019	<0.0025	
9/11/2019	<0.0025	
4/1/2020	<0.0025	
9/15/2020	<0.0025	
3/16/2021	<0.0025	
8/18/2021	<0.0025	
2/23/2022	<0.0025	
8/3/2022	0.0001 (J)	
2/7/2023	<0.0025	
8/2/2023	<0.0025	
2/7/2024		<0.0025
8/14/2024		<0.0025

ND substitution: RL or RL/2 if <15% NDs.

Prediction Limit

Constituent: Cadmium (mg/L) Analysis Run 9/30/2024 1:35 PM View: Appendix I - Intrawell

Plant McIntosh Client: Southern Company Data: McIntosh LF4 CCR

	GWC-17	GWC-17
12/8/2015	0.00049 (J)	
12/14/2015	0.00053 (J)	
12/28/2015	0.00061 (J)	
1/13/2016	0.00063 (J)	
1/26/2016	0.00072 (J)	
4/20/2016	0.000633 (J)	
6/15/2016	0.00055 (J)	
8/9/2016	0.00046 (J)	
9/27/2016	0.00071 (J)	
11/15/2016	0.00056 (J)	
1/11/2017	0.0007 (J)	
3/1/2017	0.00063 (J)	
4/20/2017	0.00055 (J)	
7/19/2017	0.00072 (J)	
1/11/2018	0.00062 (J)	
7/11/2018	0.0004 (J)	
1/29/2019	0.00062 (J)	
3/27/2019	0.00041	
9/11/2019	0.00064 (J)	
4/1/2020	0.00048 (J)	
9/15/2020	0.00046 (J)	
3/16/2021	0.00057 (J)	
8/19/2021	0.00057 (J)	
2/22/2022	0.00064 (J)	
8/2/2022	0.00057 (J)	
2/8/2023	0.00058 (J)	
8/2/2023	0.00052 (J)	
2/6/2024		0.00065 (J)
8/13/2024		0.00062 (J)

Prediction Limit

Constituent: Cadmium (mg/L) Analysis Run 9/30/2024 1:35 PM View: Appendix I - Intrawell

Plant McIntosh Client: Southern Company Data: McIntosh LF4 CCR

	GWC-18	GWC-18
12/8/2015	<0.0025	
12/14/2015	<0.0025	
12/28/2015	<0.0025	
1/14/2016	<0.0025	
1/26/2016	<0.0025	
4/19/2016	<0.0025	
6/16/2016	8.5E-05 (J)	
8/11/2016	<0.0025	
9/28/2016	<0.0025	
11/16/2016	<0.0025	
1/11/2017	<0.0025	
3/1/2017	<0.0025	
4/25/2017	<0.0025	
7/25/2017	<0.0025	
1/12/2018	<0.0025	
7/11/2018	<0.0025	
1/30/2019	<0.0025	
3/27/2019	<0.0025	
9/11/2019	<0.0025	
4/1/2020	<0.0025	
9/15/2020	<0.0025	
3/17/2021	<0.0025	
8/19/2021	<0.0025	
2/23/2022	<0.0025	
8/2/2022	<0.0025	
2/7/2023	<0.0025	
8/2/2023	<0.0025	
2/7/2024		<0.0025
8/14/2024		<0.0025

ND substitution: RL or RL/2 if <15% NDs.

Prediction Limit

Constituent: Cadmium (mg/L) Analysis Run 9/30/2024 1:35 PM View: Appendix I - Intrawell

Plant McIntosh Client: Southern Company Data: McIntosh LF4 CCR

	GWC-19	GWC-19
12/8/2015	<0.0025	
12/15/2015	<0.0025	
12/28/2015	<0.0025	
1/14/2016	<0.0025	
1/26/2016	<0.0025	
4/19/2016	0.00017 (J)	
6/16/2016	0.00018 (J)	
8/10/2016	<0.0025	
9/28/2016	<0.0025	
11/15/2016	<0.0025	
1/16/2017	<0.0025	
3/1/2017	<0.0025	
4/25/2017	<0.0025	
7/25/2017	<0.0025	
1/12/2018	<0.0025	
7/11/2018	<0.0025	
1/29/2019	0.0002 (J)	
3/27/2019	<0.0025	
9/11/2019	0.00031 (J)	
4/1/2020	<0.0025	
9/16/2020	<0.0025	
3/16/2021	<0.0025	
8/19/2021	<0.0025	
2/23/2022	<0.0025	
8/3/2022	0.00016 (J)	
2/8/2023	0.00018 (J)	
8/2/2023	0.00025 (J)	
2/7/2024		0.00011 (J)
8/14/2024		0.00015 (J)

ND substitution: RL or RL/2 if <15% NDs.

Prediction Limit

Constituent: Cadmium (mg/L) Analysis Run 9/30/2024 1:35 PM View: Appendix I - Intrawell

Plant McIntosh Client: Southern Company Data: McIntosh LF4 CCR

	GWC-20	GWC-20
12/9/2015	<0.0025	
12/14/2015	0.00031 (J)	
12/29/2015	0.00075 (J)	
1/14/2016	0.00039 (J)	
1/25/2016	0.00078 (J)	
4/21/2016	0.00052 (J)	
6/16/2016	0.00044 (J)	
8/10/2016	<0.0025	
9/27/2016	<0.0025	
11/15/2016	<0.0025	
1/13/2017	0.00036 (J)	
3/1/2017	<0.0025	
4/25/2017	<0.0025	
7/25/2017	<0.0025	
1/12/2018	<0.0025	
7/11/2018	<0.0025	
1/29/2019	0.00016 (J)	
3/27/2019	<0.0025	
9/11/2019	0.00029 (J)	
4/1/2020	<0.0025	
9/15/2020	<0.0025	
3/16/2021	<0.0025	
8/19/2021	<0.0025	
2/22/2022	<0.0025	
8/3/2022	0.00016 (J)	
2/8/2023	0.00011 (J)	
8/2/2023	0.00015 (J)	
2/7/2024		0.00013 (J)
8/14/2024		0.00016 (J)

ND substitution: RL or RL/2 if <15% NDs.

Prediction Limit

Constituent: Cadmium (mg/L) Analysis Run 9/30/2024 1:35 PM View: Appendix I - Intrawell

Plant McIntosh Client: Southern Company Data: McIntosh LF4 CCR

	GWC-21	GWC-21
12/9/2015	<0.0025	
12/14/2015	<0.0025	
12/29/2015	<0.0025	
1/14/2016	<0.0025	
1/25/2016	<0.0025	
4/21/2016	<0.0025	
6/16/2016	0.00012 (J)	
8/10/2016	<0.0025	
9/27/2016	0.00062 (J)	
11/15/2016	<0.0025	
1/12/2017	<0.0025	
3/1/2017	<0.0025	
4/24/2017	<0.0025	
7/25/2017	<0.0025	
1/11/2018	<0.0025	
7/11/2018	<0.0025	
1/30/2019	0.00014 (J)	
3/27/2019	<0.0025	
9/11/2019	0.00029 (J)	
4/1/2020	<0.0025	
9/15/2020	<0.0025	
3/17/2021	<0.0025	
8/19/2021	<0.0025	
2/23/2022	<0.0025	
8/4/2022	0.00014 (J)	
2/8/2023	<0.0025	
8/3/2023	0.00011 (J)	
2/7/2024		0.00012 (J)
8/14/2024		0.00013 (J)

ND substitution: RL or RL/2 if <15% NDs.

Prediction Limit

Constituent: Cadmium (mg/L) Analysis Run 9/30/2024 1:35 PM View: Appendix I - Intrawell

Plant McIntosh Client: Southern Company Data: McIntosh LF4 CCR

	GWC-23	GWC-23
6/16/2016	<0.0025	
8/10/2016	<0.0025	
9/28/2016	<0.0025	
11/16/2016	<0.0025	
1/17/2017	<0.0025	
3/2/2017	<0.0025	
4/25/2017	<0.0025	
7/13/2017	<0.0025	
7/25/2017	<0.0025	
1/12/2018	<0.0025	
7/12/2018	<0.0025	
1/30/2019	0.00015 (J)	
3/27/2019	<0.0025	
9/11/2019	0.00018 (J)	
4/1/2020	<0.0025	
9/15/2020	<0.0025	
3/17/2021	<0.0025	
8/19/2021	<0.0025	
2/23/2022	<0.0025	
8/4/2022	<0.0025	
2/8/2023	0.00013 (J)	
8/3/2023	0.0001 (J)	
2/7/2024		<0.0025
8/14/2024		9.5E-05 (J)

ND substitution: RL or RL/2 if <15% NDs.

Prediction Limit

Constituent: Cadmium (mg/L) Analysis Run 9/30/2024 1:35 PM View: Appendix I - Intrawell

Plant McIntosh Client: Southern Company Data: McIntosh LF4 CCR

	GWC-9	GWC-9
8/25/2004	<0.0025	
9/11/2004	<0.0025	
9/26/2004	<0.0025	
10/13/2004	<0.0025	
7/11/2005	<0.0025	
12/7/2005	<0.0025	
6/22/2006	<0.0025	
11/28/2006	<0.0025	
7/6/2007	<0.0025	
12/13/2007	<0.0025	
6/20/2008	<0.0025	
12/7/2008	<0.0025	
7/9/2009	<0.0025	
12/29/2009	<0.0025	
6/22/2010	<0.0025	
1/5/2011	<0.0025	
7/9/2011	<0.0025	
1/21/2012	<0.0025	
7/11/2012	<0.0025	
1/19/2013	<0.0025	
7/18/2013	<0.0025	
1/15/2014	<0.0025	
7/10/2014	<0.0025	
1/16/2015	<0.0025	
6/20/2015	<0.0025	
1/14/2016	<0.0025	
4/19/2016	<0.0025	
6/15/2016	<0.0025	
8/10/2016	<0.0025	
9/27/2016	<0.0025	
11/15/2016	<0.0025	
1/13/2017	<0.0025	
3/1/2017	<0.0025	
4/24/2017	<0.0025	
7/24/2017	<0.0025	
1/12/2018	<0.0025	
7/12/2018	<0.0025	
1/30/2019	<0.0025	
3/27/2019	<0.0025	
9/11/2019	<0.0025	
4/1/2020	<0.0025	
9/16/2020	<0.0025	
3/17/2021	<0.0025	
8/19/2021	<0.0025	
2/23/2022	<0.0025	
8/3/2022	0.00011 (J)	
2/8/2023	9.5E-05 (J)	
8/2/2023	<0.0025	
2/7/2024		0.00012 (J)
8/14/2024		0.0001 (J)

ND substitution: RL or RL/2 if <15% NDs.

Prediction Limit

Constituent: Chromium (mg/L) Analysis Run 9/30/2024 1:35 PM View: Appendix I - Intrawell

Plant McIntosh Client: Southern Company Data: McIntosh LF4 CCR

	GWA-13	GWA-13
12/7/2015	<0.002	
12/15/2015	<0.002	
12/29/2015	<0.002	
1/25/2016	<0.002	
4/20/2016	<0.01 (o)	
6/14/2016	0.0094 (J)	
8/9/2016	<0.002	
9/27/2016	<0.002	
11/15/2016	<0.002	
1/12/2017	<0.002	
2/28/2017	0.0049	
4/20/2017	0.0011 (J)	
7/18/2017	<0.002	
1/10/2018	<0.002	
7/11/2018	<0.002	
1/29/2019	0.0037 (J)	
3/26/2019	0.0014	
9/10/2019	0.0052	
3/31/2020	0.0019 (J)	
9/15/2020	<0.002	
3/16/2021	<0.002	
8/18/2021	<0.002	
2/22/2022	<0.002	
8/2/2022	<0.002	
2/6/2023	0.0025	
8/1/2023	0.0018 (J)	
2/6/2024		0.0021
8/13/2024		0.0022

ND substitution: RL or RL/2 if <15% NDs.

Prediction Limit

Constituent: Chromium (mg/L) Analysis Run 9/30/2024 1:35 PM View: Appendix I - Intrawell

Plant McIntosh Client: Southern Company Data: McIntosh LF4 CCR

	GWA-14	GWA-14
12/7/2015	<0.002	
12/15/2015	<0.002	
12/29/2015	<0.002	
1/25/2016	<0.002	
4/20/2016	<0.002	
6/14/2016	0.00086 (J)	
8/9/2016	<0.002	
9/27/2016	<0.002	
11/15/2016	<0.002	
1/11/2017	<0.002	
2/28/2017	0.0047	
4/20/2017	<0.002	
7/19/2017	<0.002	
1/11/2018	<0.002	
7/11/2018	<0.002	
1/29/2019	<0.002	
3/26/2019	<0.002	
9/10/2019	0.004	
4/1/2020	<0.002	
9/15/2020	<0.002	
3/16/2021	<0.002	
8/17/2021	<0.002	
2/22/2022	<0.002	
8/2/2022	<0.002	
2/7/2023	0.0021	
8/2/2023	0.0021	
2/6/2024		<0.002
8/13/2024		0.0028

ND substitution: RL or RL/2 if <15% NDs.

Prediction Limit

Constituent: Chromium (mg/L) Analysis Run 9/30/2024 1:35 PM View: Appendix I - Intrawell

Plant McIntosh Client: Southern Company Data: McIntosh LF4 CCR

	GWA-15	GWA-15
12/7/2015	<0.002	
12/15/2015	<0.002	
12/28/2015	<0.002	
1/25/2016	<0.002	
4/21/2016	<0.002	
6/15/2016	0.0008 (J)	
8/9/2016	<0.002	
9/27/2016	<0.002	
11/15/2016	<0.002	
1/11/2017	<0.002	
2/28/2017	0.0051	
4/20/2017	0.0012 (J)	
7/19/2017	0.0013 (J)	
1/11/2018	0.0011 (J)	
7/11/2018	<0.002	
1/29/2019	<0.002	
3/26/2019	0.0016	
9/11/2019	0.0038	
4/1/2020	0.0015 (J)	
9/15/2020	<0.002	
3/17/2021	<0.002	
8/19/2021	<0.002	
2/22/2022	<0.002	
8/2/2022	<0.002	
2/7/2023	0.0021	
8/1/2023	0.0019 (J)	
2/6/2024		0.0014 (J)
8/13/2024		0.0031

ND substitution: RL or RL/2 if <15% NDs.

Prediction Limit

Constituent: Chromium (mg/L) Analysis Run 9/30/2024 1:35 PM View: Appendix I - Intrawell

Plant McIntosh Client: Southern Company Data: McIntosh LF4 CCR

	GWA-16	GWA-16
12/7/2015	<0.002	
12/14/2015	<0.002	
12/28/2015	<0.002	
1/25/2016	<0.002	
4/20/2016	<0.002	
6/15/2016	0.00072 (J)	
8/9/2016	<0.002	
9/27/2016	<0.002	
11/15/2016	0.0011 (J)	
1/11/2017	0.0012 (J)	
3/1/2017	0.0052	
4/20/2017	0.0013 (J)	
7/19/2017	0.0015 (J)	
1/11/2018	0.0013 (J)	
7/11/2018	0.0012 (J)	
1/29/2019	<0.002	
3/26/2019	0.0015	
9/10/2019	0.004	
4/1/2020	0.024	
9/15/2020	0.0015 (J)	
3/16/2021	0.0017 (J)	
8/17/2021	0.0019 (J)	
2/22/2022	0.0015 (J)	
8/2/2022	<0.002	
2/7/2023	0.0025	
8/1/2023	0.0024	
2/6/2024		0.0016 (J)
8/13/2024		0.0018 (J)

ND substitution: RL or RL/2 if <15% NDs.

Prediction Limit

Constituent: Chromium (mg/L) Analysis Run 9/30/2024 1:35 PM View: Appendix I - Intrawell

Plant McIntosh Client: Southern Company Data: McIntosh LF4 CCR

	GWA-2	GWA-2
8/25/2004	<0.0025	
9/11/2004	<0.0025	
9/26/2004	<0.0025	
10/13/2004	<0.0025	
7/11/2005	<0.0025	
12/7/2005	<0.0025	
6/22/2006	0.0024	
11/28/2006	0.0019	
7/6/2007	0.0021	
12/13/2007	0.0021	
6/20/2008	0.0017	
12/7/2008	0.0018	
7/9/2009	0.0015	
12/28/2009	0.002	
6/22/2010	0.0017	
1/4/2011	0.002	
7/9/2011	0.0027	
1/21/2012	<0.0025	
7/11/2012	0.0061 (O)	
1/20/2013	0.002	
7/19/2013	0.0021	
1/15/2014	0.0029	
7/11/2014	0.002	
1/16/2015	0.0026	
6/20/2015	0.002	
1/16/2016	0.0015	
4/19/2016	<0.0025	
6/14/2016	0.0017 (J)	
8/9/2016	0.0014 (J)	
9/26/2016	0.0016 (J)	
11/15/2016	0.0015 (J)	
1/10/2017	0.0015 (J)	
2/28/2017	0.0044	
4/19/2017	0.0011 (J)	
7/17/2017	0.0011 (J)	
1/10/2018	0.0014 (J)	
7/11/2018	0.0011 (J)	
1/29/2019	<0.0025	
3/27/2019	0.0016	
9/11/2019	0.004	
4/1/2020	0.0017 (J)	
9/15/2020	0.0015 (J)	
3/16/2021	0.0015 (J)	
8/17/2021	0.0016 (J)	
2/22/2022	0.0018 (J)	
8/2/2022	0.0015 (J)	
2/7/2023	0.0028	
8/1/2023	0.0025	
2/6/2024		0.002
8/15/2024		0.0018 (J)

ND substitution: RL or RL/2 if <15% NDs.

Prediction Limit

Constituent: Chromium (mg/L) Analysis Run 9/30/2024 1:35 PM View: Appendix I - Intrawell

Plant McIntosh Client: Southern Company Data: McIntosh LF4 CCR

	GWA-3	GWA-3
8/25/2004	<0.002	
9/11/2004	0.0024	
9/26/2004	<0.002	
10/13/2004	<0.002	
7/11/2005	<0.002	
12/7/2005	<0.002	
6/22/2006	0.0021	
11/28/2006	0.0023	
7/6/2007	0.0049	
12/13/2007	0.0013	
6/20/2008	0.0025	
12/7/2008	0.0034	
7/9/2009	<0.002	
12/28/2009	0.0021	
6/22/2010	0.0018	
1/5/2011	0.077 (O)	
7/9/2011	0.004	
1/20/2012	<0.002	
7/11/2012	<0.002	
1/19/2013	0.0013	
7/18/2013	0.0022	
1/15/2014	0.0019	
7/11/2014	0.0014	
1/15/2015	0.0011 (J)	
6/19/2015	0.0012 (J)	
1/16/2016	0.0014	
4/19/2016	<0.002	
6/14/2016	0.00085 (J)	
8/9/2016	<0.002	
9/27/2016	<0.002	
11/14/2016	0.0011 (J)	
1/10/2017	0.0012 (J)	
2/28/2017	0.004	
4/19/2017	0.0011 (J)	
7/18/2017	<0.002	
1/10/2018	0.0012 (J)	
7/11/2018	0.0011 (J)	
1/29/2019	<0.002	
3/27/2019	0.0014	
9/11/2019	0.0034	
4/1/2020	<0.002	
9/15/2020	<0.002	
3/16/2021	0.0015 (J)	
8/17/2021	0.0015 (J)	
2/22/2022	<0.002	
8/2/2022	<0.002	
2/7/2023	0.0019 (J)	
8/2/2023	0.0022	
2/6/2024		<0.002
8/13/2024		0.0017 (J)

ND substitution: RL or RL/2 if <15% NDs.

Prediction Limit

Constituent: Chromium (mg/L) Analysis Run 9/30/2024 1:35 PM View: Appendix I - Intrawell

Plant McIntosh Client: Southern Company Data: McIntosh LF4 CCR

	GWA-4A	GWA-4A
8/25/2004	0.0022	
9/11/2004	<0.002	
9/26/2004	<0.002	
10/13/2004	<0.002	
7/11/2005	<0.002	
12/7/2005	<0.002	
6/22/2006	<0.002	
11/28/2006	<0.002	
7/6/2007	<0.002	
12/13/2007	<0.002	
6/20/2008	<0.002	
12/7/2008	<0.002	
7/9/2009	<0.002	
12/30/2009	0.0078	
6/22/2010	<0.002	
1/4/2011	0.0037	
7/10/2011	<0.002	
1/21/2012	<0.002	
7/11/2012	0.0096	
1/20/2013	0.0052	
7/19/2013	0.002	
1/16/2014	0.0061	
7/10/2014	<0.002	
1/16/2015	0.002	
6/20/2015	0.0011 (J)	
1/14/2016	0.0011 (J)	
4/20/2016	<0.002	
6/14/2016	0.0013 (J)	
8/11/2016	<0.002	
9/27/2016	<0.002	
11/14/2016	<0.002	
1/10/2017	<0.002	
2/28/2017	0.0048	
4/20/2017	<0.002	
7/18/2017	<0.002	
1/10/2018	<0.002	
7/11/2018	<0.002	
1/29/2019	<0.002	
3/26/2019	<0.002	
9/10/2019	0.0031	
3/31/2020	<0.002	
9/16/2020	<0.002	
3/17/2021	<0.002	
8/19/2021	<0.002	
2/23/2022	<0.002	
8/3/2022	<0.002	
2/7/2023	<0.002	
8/1/2023	<0.002	
2/6/2024		<0.002
8/13/2024		<0.002

ND substitution: RL or RL/2 if <15% NDs.

Prediction Limit

Constituent: Chromium (mg/L) Analysis Run 9/30/2024 1:35 PM View: Appendix I - Intrawell

Plant McIntosh Client: Southern Company Data: McIntosh LF4 CCR

	GWA-5	GWA-5
8/25/2004	0.22 (O)	
9/11/2004	<0.002	
9/26/2004	<0.002	
10/13/2004	<0.002	
7/11/2005	0.0023	
12/7/2005	<0.002	
6/22/2006	<0.002	
11/28/2006	<0.002	
7/6/2007	<0.002	
12/13/2007	<0.002	
6/20/2008	<0.002	
12/7/2008	<0.002	
7/9/2009	<0.002	
12/29/2009	0.004	
6/22/2010	<0.002	
1/4/2011	0.0027	
7/9/2011	<0.002	
1/21/2012	<0.002	
7/11/2012	0.0038	
1/19/2013	0.002	
7/18/2013	0.0023	
1/15/2014	0.0012 (J)	
7/10/2014	0.0012 (J)	
1/15/2015	<0.002	
6/19/2015	0.0037	
1/14/2016	<0.002	
4/20/2016	<0.002	
6/14/2016	0.0011 (J)	
8/9/2016	<0.002	
9/27/2016	<0.002	
11/15/2016	<0.002	
1/11/2017	<0.002	
1/19/2017	0.002 (J)	
1/24/2017	<0.002	
2/28/2017	0.0054	
4/20/2017	0.0013 (J)	
7/18/2017	<0.002	
1/10/2018	<0.002	
7/11/2018	<0.002	
1/29/2019	<0.002	
3/26/2019	<0.002	
9/10/2019	0.0041	
3/31/2020	<0.002	
9/15/2020	<0.002	
3/17/2021	<0.002	
8/19/2021	<0.002	
2/22/2022	<0.002	
8/2/2022	<0.002	
2/7/2023	0.002	
8/1/2023	0.0016 (J)	
2/6/2024		<0.002
8/13/2024		0.0043

ND substitution: RL or RL/2 if <15% NDs.

Prediction Limit

Constituent: Chromium (mg/L) Analysis Run 9/30/2024 1:35 PM View: Appendix I - Intrawell

Plant McIntosh Client: Southern Company Data: McIntosh LF4 CCR

	GWC-1	GWC-1
8/25/2004	<0.002	
9/11/2004	<0.002	
9/26/2004	<0.002	
7/11/2005	<0.002	
12/7/2005	0.0021	
6/22/2006	0.002	
11/28/2006	0.0024	
7/6/2007	0.0034	
12/13/2007	0.0029	
6/20/2008	0.002	
12/7/2008	0.072 (O)	
2/6/2009	0.0035	
7/9/2009	0.0017	
12/28/2009	<0.002	
6/22/2010	<0.002	
1/4/2011	0.0023	
7/9/2011	0.005	
1/21/2012	<0.002	
7/11/2012	0.0023	
1/20/2013	0.003	
7/19/2013	<0.002	
1/15/2014	0.002	
7/11/2014	0.0012 (J)	
1/16/2015	0.0011 (J)	
6/20/2015	0.0028	
1/16/2016	0.0013	
4/20/2016	<0.002	
6/15/2016	0.0011 (J)	
8/10/2016	0.0015 (J)	
9/27/2016	0.0018 (J)	
11/15/2016	0.0019 (J)	
1/12/2017	0.0012 (J)	
1/23/2017	<0.002	
3/1/2017	0.0049	
4/20/2017	<0.002	
7/19/2017	0.0017 (J)	
1/11/2018	<0.002	
7/12/2018	<0.002	
1/30/2019	<0.002	
3/27/2019	<0.002	
9/11/2019	0.0035	
4/1/2020	<0.002	
9/15/2020	<0.002	
3/16/2021	<0.002	
8/18/2021	0.0018 (J)	
2/23/2022	<0.002	
8/3/2022	0.0015 (J)	
2/7/2023	0.0024	
8/2/2023	0.0024	
2/7/2024		0.0018 (J)
8/14/2024		0.0032

ND substitution: RL or RL/2 if <15% NDs.

Prediction Limit

Constituent: Chromium (mg/L) Analysis Run 9/30/2024 1:35 PM View: Appendix I - Intrawell

Plant McIntosh Client: Southern Company Data: McIntosh LF4 CCR

	GWC-10	GWC-10
8/25/2004	<0.0013	
9/11/2004	0.0027	
9/26/2004	<0.0013	
10/13/2004	<0.0013	
7/11/2005	0.0036	
12/7/2005	0.0042	
6/22/2006	0.0045	
11/28/2006	0.0017	
7/6/2007	<0.0013	
12/13/2007	<0.0013	
6/20/2008	<0.0013	
12/7/2008	<0.0013	
7/10/2009	0.0021	
12/29/2009	0.0023	
6/22/2010	0.0051	
1/4/2011	0.0026	
7/10/2011	<0.0013	
1/21/2012	<0.0013	
7/11/2012	0.0018	
1/20/2013	0.0014	
7/19/2013	0.0032	
1/16/2014	0.0058	
7/10/2014	0.0034	
1/16/2015	0.0024	
6/20/2015	0.0072	
1/16/2016	0.0076	
4/21/2016	0.00617 (J)	
6/16/2016	0.007 (J)	
8/10/2016	0.0056	
9/27/2016	0.0057	
11/15/2016	0.0062	
1/12/2017	0.0061	
3/1/2017	0.01	
4/24/2017	0.0053	
7/24/2017	0.0055	
1/11/2018	0.0055	
7/12/2018	0.0017 (J)	
1/30/2019	0.0071 (J)	
3/27/2019	0.0035	
9/11/2019	0.004	
4/1/2020	0.0084	
9/15/2020	0.0018 (J)	
3/16/2021	0.0054	
8/18/2021	0.0026	
2/23/2022	0.0031	
8/3/2022	0.0031	
2/8/2023	0.0038	
8/2/2023	0.0051	
2/7/2024		0.003
8/14/2024		0.0047

ND substitution: RL or RL/2 if <15% NDs.

Prediction Limit

Constituent: Chromium (mg/L) Analysis Run 9/30/2024 1:35 PM View: Appendix I - Intrawell

Plant McIntosh Client: Southern Company Data: McIntosh LF4 CCR

	GWC-11	GWC-11
8/25/2004	0.0033	
9/11/2004	0.0038	
9/26/2004	0.0031	
10/13/2004	<0.005	
7/11/2005	0.0039	
12/7/2005	0.0053	
6/22/2006	0.0069	
11/28/2006	0.0056	
7/6/2007	0.0063	
12/13/2007	0.0058	
6/20/2008	0.013	
12/7/2008	0.0048	
7/10/2009	0.0086	
12/29/2009	0.0077	
6/22/2010	0.0046	
1/5/2011	0.0053	
7/9/2011	0.007	
1/21/2012	0.0073	
7/11/2012	0.01	
1/19/2013	0.0058	
7/19/2013	0.005	
1/15/2014	0.0081	
7/11/2014	0.0087	
1/16/2015	0.0061	
6/20/2015	0.005	
1/14/2016	0.0045	
4/20/2016	0.00856 (J)	
6/15/2016	0.0061 (J)	
8/10/2016	0.0052	
9/27/2016	0.0051	
11/15/2016	0.005	
1/12/2017	0.0051	
3/1/2017	0.0088	
4/24/2017	0.0049	
7/24/2017	0.0049	
1/11/2018	0.0044	
7/12/2018	0.0023 (J)	
1/30/2019	0.006 (J)	
3/27/2019	0.0031	
9/11/2019	0.0071	
4/2/2020	0.0055	
9/15/2020	0.0028	
3/17/2021	0.0031	
8/18/2021	0.004	
2/23/2022	0.005	
8/2/2022	0.0046	
2/8/2023	0.0059	
8/2/2023	0.0047	
2/7/2024		0.0058
8/14/2024		0.0053

ND substitution: RL or RL/2 if <15% NDs.

Prediction Limit

Constituent: Chromium (mg/L) Analysis Run 9/30/2024 1:35 PM View: Appendix I - Intrawell

Plant McIntosh Client: Southern Company Data: McIntosh LF4 CCR

	GWC-12	GWC-12
8/25/2004	<0.01	
9/11/2004	<0.01	
9/26/2004	<0.01	
10/13/2004	<0.01	
7/11/2005	<0.01	
12/7/2005	<0.01	
6/22/2006	0.002	
11/28/2006	0.0015	
7/6/2007	0.0021	
12/13/2007	0.0025	
6/20/2008	0.0017	
12/7/2008	0.0016	
7/10/2009	0.0017	
12/28/2009	0.0018	
6/22/2010	0.0018	
1/4/2011	0.0039	
7/9/2011	0.0041	
1/20/2012	<0.01	
7/11/2012	0.0052	
1/19/2013	0.0025	
7/18/2013	0.0035	
1/15/2014	0.0082	
7/11/2014	0.0048	
1/15/2015	0.0022	
6/19/2015	0.0024	
1/16/2016	0.002	
4/20/2016	<0.01	
6/15/2016	0.0016 (J)	
8/10/2016	0.0016 (J)	
9/27/2016	0.0019 (J)	
11/15/2016	0.0017 (J)	
1/12/2017	0.0017 (J)	
3/1/2017	0.0055	
4/20/2017	0.0016 (J)	
7/20/2017	0.0017 (J)	
1/11/2018	0.0016 (J)	
7/12/2018	0.0015 (J)	
1/30/2019	0.0039 (J)	
3/27/2019	0.0019	
9/11/2019	0.0036	
4/1/2020	0.0019 (J)	
9/16/2020	0.0016 (J)	
3/16/2021	0.0019 (J)	
8/18/2021	0.0037	
2/23/2022	0.0016 (J)	
8/3/2022	0.0019 (J)	
2/7/2023	0.002	
8/2/2023	0.0023	
2/8/2024		0.002
8/14/2024		0.0021

ND substitution: RL or RL/2 if <15% NDs.

Prediction Limit

Constituent: Chromium (mg/L) Analysis Run 9/30/2024 1:35 PM View: Appendix I - Intrawell

Plant McIntosh Client: Southern Company Data: McIntosh LF4 CCR

	GWC-17	GWC-17
12/8/2015	<0.01	
12/14/2015	<0.01	
12/28/2015	<0.01	
1/26/2016	<0.01	
4/20/2016	<0.01	
6/15/2016	0.0018 (J)	
8/9/2016	0.002 (J)	
9/27/2016	0.0021 (J)	
11/15/2016	0.002 (J)	
1/11/2017	0.0025	
3/1/2017	0.0067	
4/20/2017	0.0024 (J)	
7/19/2017	0.0025	
1/11/2018	0.0026	
7/11/2018	0.0025	
1/29/2019	0.0041 (J)	
3/27/2019	0.0028	
9/11/2019	0.0059	
4/1/2020	0.0032	
9/15/2020	0.0027	
3/16/2021	0.0031	
8/19/2021	0.0027	
2/22/2022	0.003	
8/2/2022	0.0033	
2/8/2023	0.0044	
8/2/2023	0.0039	
2/6/2024		0.0029
8/13/2024		0.0033

ND substitution: RL or RL/2 if <15% NDs.

Prediction Limit

Constituent: Chromium (mg/L) Analysis Run 9/30/2024 1:35 PM View: Appendix I - Intrawell

Plant McIntosh Client: Southern Company Data: McIntosh LF4 CCR

	GWC-18	GWC-18
12/8/2015	0.0012 (J)	
12/14/2015	0.0018	
12/28/2015	0.0017	
1/26/2016	0.0013	
4/19/2016	0.00277 (J)	
6/16/2016	0.0021 (J)	
8/11/2016	0.0023 (J)	
9/28/2016	0.0022 (J)	
11/16/2016	0.0019 (J)	
1/11/2017	0.0025	
3/1/2017	0.0065	
4/25/2017	0.0026	
7/25/2017	0.0023 (J)	
1/12/2018	0.002 (J)	
7/11/2018	0.0022 (J)	
1/30/2019	0.0049 (J)	
3/27/2019	0.0025	
9/11/2019	0.0049	
4/1/2020	0.0025	
9/15/2020	0.0025	
3/17/2021	0.0027	
8/19/2021	0.0025	
2/23/2022	0.0025	
8/2/2022	0.0025	
2/7/2023	0.0043	
8/2/2023	0.0025	
2/7/2024		0.0025
8/14/2024		0.0037

Prediction Limit

Constituent: Chromium (mg/L) Analysis Run 9/30/2024 1:35 PM View: Appendix I - Intrawell

Plant McIntosh Client: Southern Company Data: McIntosh LF4 CCR

	GWC-19	GWC-19
12/8/2015	0.0026	
12/15/2015	0.0017	
12/28/2015	0.0016	
1/26/2016	0.0016	
4/19/2016	0.002	
6/16/2016	0.0016 (J)	
8/10/2016	0.0016 (J)	
9/28/2016	<0.0025	
11/15/2016	<0.0025	
1/16/2017	0.0013 (J)	
3/1/2017	0.0056	
4/25/2017	0.0019 (J)	
7/25/2017	0.0013 (J)	
1/12/2018	0.0017 (J)	
7/11/2018	0.0011 (J)	
1/29/2019	<0.0025	
3/27/2019	0.0014	
9/11/2019	0.0043	
4/1/2020	0.0018 (J)	
9/16/2020	0.0015 (J)	
3/16/2021	0.0017 (J)	
8/19/2021	0.0015 (J)	
2/23/2022	0.0016 (J)	
8/3/2022	0.0017 (J)	
2/8/2023	0.0026	
8/2/2023	0.0023	
2/7/2024		0.0016 (J)
8/14/2024		0.0023

ND substitution: RL or RL/2 if <15% NDs.

Prediction Limit

Constituent: Chromium (mg/L) Analysis Run 9/30/2024 1:35 PM View: Appendix I - Intrawell

Plant McIntosh Client: Southern Company Data: McIntosh LF4 CCR

	GWC-20	GWC-20
12/9/2015	<0.002	
12/14/2015	<0.002	
12/29/2015	<0.002	
1/25/2016	<0.002	
4/21/2016	<0.002	
6/16/2016	0.0008 (J)	
8/10/2016	<0.002	
9/27/2016	<0.002	
11/15/2016	<0.002	
1/13/2017	<0.002	
3/1/2017	0.005	
4/25/2017	<0.002	
7/25/2017	<0.002	
1/12/2018	<0.002	
7/11/2018	<0.002	
1/29/2019	<0.002	
3/27/2019	<0.002	
9/11/2019	0.0034	
4/1/2020	<0.002	
9/15/2020	<0.002	
3/16/2021	<0.002	
8/19/2021	0.0018 (J)	
2/22/2022	<0.002	
8/3/2022	<0.002	
2/8/2023	0.002	
8/2/2023	0.004	
2/7/2024		<0.002
8/14/2024		0.0015 (J)

ND substitution: RL or RL/2 if <15% NDs.

Prediction Limit

Constituent: Chromium (mg/L) Analysis Run 9/30/2024 1:35 PM View: Appendix I - Intrawell

Plant McIntosh Client: Southern Company Data: McIntosh LF4 CCR

	GWC-21	GWC-21
12/9/2015	<0.002	
12/14/2015	<0.002	
12/29/2015	<0.002	
1/25/2016	<0.002	
4/21/2016	<0.002	
6/16/2016	0.00031 (J)	
8/10/2016	<0.002	
9/27/2016	0.35 (o)	
11/15/2016	<0.002	
1/12/2017	<0.002	
3/1/2017	0.0044	
4/24/2017	<0.002	
7/25/2017	<0.002	
1/11/2018	<0.002	
7/11/2018	<0.002	
1/30/2019	<0.002	
3/27/2019	<0.002	
9/11/2019	0.0025	
4/1/2020	<0.002	
9/15/2020	<0.002	
3/17/2021	<0.002	
8/19/2021	<0.002	
2/23/2022	<0.002	
8/4/2022	<0.002	
2/8/2023	<0.002	
8/3/2023	<0.002	
2/7/2024		<0.002
8/14/2024		0.0013 (J)

ND substitution: RL or RL/2 if <15% NDs.

Prediction Limit

Constituent: Chromium (mg/L) Analysis Run 9/30/2024 1:35 PM View: Appendix I - Intrawell

Plant McIntosh Client: Southern Company Data: McIntosh LF4 CCR

	GWC-23	GWC-23
6/16/2016	0.00023 (J)	
8/10/2016	<0.0025	
9/28/2016	<0.0025	
11/16/2016	<0.0025	
1/17/2017	<0.0025	
3/2/2017	0.0017 (J)	
4/25/2017	<0.0025	
7/13/2017	<0.0025	
7/25/2017	<0.0025	
1/12/2018	<0.0025	
7/12/2018	<0.0025	
1/30/2019	<0.0025	
3/27/2019	<0.0025	
9/11/2019	0.004	
4/1/2020	0.0022	
9/15/2020	0.0023	
3/17/2021	0.0027	
8/19/2021	0.0023	
2/23/2022	0.0028	
8/4/2022	0.0029	
2/8/2023	0.0033	
8/3/2023	0.0026	
2/7/2024		0.0029
8/14/2024		0.0039

ND substitution: RL or RL/2 if <15% NDs.

Prediction Limit

Constituent: Chromium (mg/L) Analysis Run 9/30/2024 1:35 PM View: Appendix I - Intrawell

Plant McIntosh Client: Southern Company Data: McIntosh LF4 CCR

	GWC-9	GWC-9
8/25/2004	<0.002	
9/11/2004	<0.002	
9/26/2004	<0.002	
10/13/2004	<0.002	
7/11/2005	<0.002	
12/7/2005	<0.002	
6/22/2006	<0.002	
11/28/2006	<0.002	
7/6/2007	0.0017	
12/13/2007	0.0021	
6/20/2008	0.0021	
12/7/2008	0.0018	
7/9/2009	0.0024	
12/29/2009	0.0021	
6/22/2010	<0.002	
1/5/2011	0.0034	
7/9/2011	0.0018	
1/21/2012	<0.002	
7/11/2012	0.0038	
1/19/2013	0.0065 (o)	
7/18/2013	0.0029	
1/15/2014	<0.002	
7/10/2014	<0.002	
1/16/2015	<0.002	
6/20/2015	<0.002	
1/14/2016	<0.002	
4/19/2016	<0.002	
6/15/2016	0.00021	
8/10/2016	<0.002	
9/27/2016	<0.002	
11/15/2016	<0.002	
1/13/2017	0.0012 (J)	
3/1/2017	0.0043	
4/24/2017	<0.002	
7/24/2017	<0.002	
1/12/2018	<0.002	
7/12/2018	<0.002	
1/30/2019	<0.002	
3/27/2019	<0.002	
9/11/2019	0.0025	
4/1/2020	<0.002	
9/16/2020	<0.002	
3/17/2021	<0.002	
8/19/2021	<0.002	
2/23/2022	<0.002	
8/3/2022	<0.002	
2/8/2023	0.0013 (J)	
8/2/2023	0.0012 (J)	
2/7/2024		<0.002
8/14/2024		0.0013 (J)

ND substitution: RL or RL/2 if <15% NDs.

Prediction Limit

Constituent: Cobalt (mg/L) Analysis Run 9/30/2024 1:35 PM View: Appendix I - Intrawell

Plant McIntosh Client: Southern Company Data: McIntosh LF4 CCR

	GWA-13	GWA-13
12/7/2015	0.0012 (J)	
12/15/2015	0.00099 (J)	
12/29/2015	0.0012 (J)	
1/13/2016	0.0012 (J)	
1/25/2016	0.00095 (J)	
4/20/2016	<0.0025	
6/14/2016	0.00072 (J)	
8/9/2016	0.00041 (J)	
9/27/2016	0.00058 (J)	
11/15/2016	0.00048 (J)	
1/12/2017	0.0014 (J)	
2/28/2017	0.00075 (J)	
4/20/2017	0.0005 (J)	
7/18/2017	0.00051 (J)	
1/10/2018	0.00049 (J)	
7/11/2018	<0.0025	
1/29/2019	0.00043 (J)	
3/26/2019	<0.0025	
9/10/2019	0.00064	
3/31/2020	0.00034 (J)	
9/15/2020	<0.0025	
3/16/2021	0.0005 (J)	
8/18/2021	0.00058 (J)	
2/22/2022	0.00052 (J)	
8/2/2022	0.00044 (J)	
2/6/2023	0.00049 (J)	
8/1/2023	0.00053 (J)	
2/6/2024		0.00049 (J)
8/13/2024		0.00049 (J)

ND substitution: RL or RL/2 if <15% NDs.

Prediction Limit

Constituent: Cobalt (mg/L) Analysis Run 9/30/2024 1:35 PM View: Appendix I - Intrawell

Plant McIntosh Client: Southern Company Data: McIntosh LF4 CCR

	GWA-14	GWA-14
12/7/2015	0.001 (J)	
12/15/2015	0.00078 (J)	
12/29/2015	0.00094 (J)	
1/13/2016	0.001 (J)	
1/25/2016	0.00085 (J)	
4/20/2016	<0.0025	
6/14/2016	0.00048 (J)	
8/9/2016	0.00045 (J)	
9/27/2016	0.00046 (J)	
11/15/2016	<0.0025	
1/11/2017	<0.0025	
2/28/2017	0.00051 (J)	
4/20/2017	<0.0025	
7/19/2017	<0.0025	
1/11/2018	<0.0025	
7/11/2018	<0.0025	
1/29/2019	0.00029 (J)	
3/26/2019	<0.0025	
9/10/2019	0.00042 (J)	
4/1/2020	0.00033 (J)	
9/15/2020	<0.0025	
3/16/2021	0.00035 (J)	
8/17/2021	0.00048 (J)	
2/22/2022	0.00042 (J)	
8/2/2022	0.00038 (J)	
2/7/2023	0.00043 (J)	
8/2/2023	0.00036 (J)	
2/6/2024		0.00041 (J)
8/13/2024		0.00041 (J)

ND substitution: RL or RL/2 if <15% NDs.

Prediction Limit

Constituent: Cobalt (mg/L) Analysis Run 9/30/2024 1:35 PM View: Appendix I - Intrawell

Plant McIntosh Client: Southern Company Data: McIntosh LF4 CCR

	GWA-15	GWA-15
12/7/2015	0.0011 (J)	
12/15/2015	0.0011 (J)	
12/28/2015	0.0016	
1/13/2016	0.0016	
1/25/2016	0.0014	
4/21/2016	<0.0025	
6/15/2016	0.00047 (J)	
8/9/2016	<0.0025	
9/27/2016	0.00045 (J)	
11/15/2016	0.00048 (J)	
1/11/2017	0.00046 (J)	
2/28/2017	0.00061 (J)	
4/20/2017	0.00042 (J)	
7/19/2017	0.00041 (J)	
1/11/2018	0.00044 (J)	
7/11/2018	0.0004 (J)	
1/29/2019	0.00037 (J)	
3/26/2019	<0.0025	
9/11/2019	0.00044 (J)	
4/1/2020	0.00036 (J)	
9/15/2020	<0.0025	
3/17/2021	0.0004 (J)	
8/19/2021	0.0004 (J)	
2/22/2022	0.00051 (J)	
8/2/2022	0.00042 (J)	
2/7/2023	0.0004 (J)	
8/1/2023	0.00043 (J)	
2/6/2024		0.00046 (J)
8/13/2024		0.00051 (J)

ND substitution: RL or RL/2 if <15% NDs.

Prediction Limit

Constituent: Cobalt (mg/L) Analysis Run 9/30/2024 1:35 PM View: Appendix I - Intrawell

Plant McIntosh Client: Southern Company Data: McIntosh LF4 CCR

	GWA-16	GWA-16
12/7/2015	0.0012 (J)	
12/14/2015	0.001 (J)	
12/28/2015	0.0012 (J)	
1/13/2016	0.001 (J)	
1/25/2016	0.00089 (J)	
4/20/2016	<0.0025	
6/15/2016	0.00063 (J)	
8/9/2016	0.00055 (J)	
9/27/2016	0.00059 (J)	
11/15/2016	0.0005 (J)	
1/11/2017	0.00044 (J)	
3/1/2017	0.00066 (J)	
4/20/2017	0.00045 (J)	
7/19/2017	0.00047 (J)	
1/11/2018	0.00043 (J)	
7/11/2018	0.00043 (J)	
1/29/2019	0.00044 (J)	
3/26/2019	<0.0025	
9/10/2019	0.0005	
4/1/2020	0.00036 (J)	
9/15/2020	<0.0025	
3/16/2021	0.00047 (J)	
8/17/2021	0.00043 (J)	
2/22/2022	0.00048 (J)	
8/2/2022	0.00049 (J)	
2/7/2023	0.00047 (J)	
8/1/2023	0.00055 (J)	
2/6/2024		0.00045 (J)
8/13/2024		0.00049 (J)

ND substitution: RL or RL/2 if <15% NDs.

Prediction Limit

Constituent: Cobalt (mg/L) Analysis Run 9/30/2024 1:35 PM View: Appendix I - Intrawell

Plant McIntosh Client: Southern Company Data: McIntosh LF4 CCR

	GWA-2	GWA-2
8/25/2004	<0.01	
9/11/2004	<0.01	
9/26/2004	<0.01	
10/13/2004	<0.01	
7/11/2005	<0.01	
12/7/2005	<0.01	
6/22/2006	<0.01	
11/28/2006	<0.01	
7/6/2007	<0.01	
12/13/2007	<0.01	
6/20/2008	<0.01	
12/7/2008	<0.01	
7/9/2009	<0.01	
12/28/2009	<0.01	
6/22/2010	<0.01	
1/4/2011	<0.01	
7/9/2011	<0.01	
1/21/2012	<0.01	
7/11/2012	0.0017	
1/20/2013	<0.01	
7/19/2013	<0.01	
1/15/2014	0.0011 (J)	
7/11/2014	0.0012 (J)	
1/16/2015	0.00083 (J)	
6/20/2015	0.0013	
1/16/2016	0.0012 (J)	
4/19/2016	<0.01	
6/14/2016	0.001 (J)	
8/9/2016	0.0012 (J)	
9/26/2016	0.0012 (J)	
11/15/2016	0.0013 (J)	
1/10/2017	0.0011 (J)	
2/28/2017	0.0014 (J)	
4/19/2017	0.0012 (J)	
7/17/2017	0.0013 (J)	
1/10/2018	0.0013 (J)	
7/11/2018	0.0013 (J)	
1/29/2019	0.001 (J)	
3/27/2019	0.0011	
9/11/2019	0.0015	
4/1/2020	0.0013 (J)	
9/15/2020	0.00099 (J)	
3/16/2021	0.0013 (J)	
8/17/2021	0.0015 (J)	
2/22/2022	0.0015 (J)	
8/2/2022	0.0013 (J)	
2/7/2023	0.0012 (J)	
8/1/2023	0.0015 (J)	
2/6/2024		0.0015 (J)
8/15/2024		0.0014 (J)

ND substitution: RL or RL/2 if <15% NDs.

Prediction Limit

Constituent: Cobalt (mg/L) Analysis Run 9/30/2024 1:35 PM View: Appendix I - Intrawell

Plant McIntosh Client: Southern Company Data: McIntosh LF4 CCR

	GWA-3	GWA-3
8/25/2004	<0.0025	
9/11/2004	<0.0025	
9/26/2004	<0.0025	
10/13/2004	<0.0025	
7/11/2005	<0.0025	
12/7/2005	<0.0025	
6/22/2006	<0.0025	
11/28/2006	<0.0025	
7/6/2007	<0.0025	
12/13/2007	<0.0025	
6/20/2008	<0.0025	
12/7/2008	<0.0025	
7/9/2009	<0.0025	
12/28/2009	<0.0025	
6/22/2010	<0.0025	
1/5/2011	0.0066 (o)	
7/9/2011	<0.0025	
1/20/2012	<0.0025	
7/11/2012	<0.0025	
1/19/2013	<0.0025	
7/18/2013	<0.0025	
1/15/2014	<0.0025	
7/11/2014	<0.0025	
1/15/2015	<0.0025	
6/19/2015	<0.0025	
1/16/2016	<0.0025	
4/19/2016	<0.0025	
6/14/2016	0.00044 (J)	
8/9/2016	0.00042 (J)	
9/27/2016	0.00042 (J)	
11/14/2016	<0.0025	
1/10/2017	<0.0025	
2/28/2017	0.00048 (J)	
4/19/2017	<0.0025	
7/18/2017	<0.0025	
1/10/2018	<0.0025	
7/11/2018	<0.0025	
1/29/2019	0.00035 (J)	
3/27/2019	<0.0025	
9/11/2019	0.00039 (J)	
4/1/2020	0.00024 (J)	
9/15/2020	<0.0025	
3/16/2021	0.00033 (J)	
8/17/2021	0.00039 (J)	
2/22/2022	0.00037 (J)	
8/2/2022	0.00031 (J)	
2/7/2023	0.00026 (J)	
8/2/2023	0.00032 (J)	
2/6/2024		0.00025 (J)
8/13/2024		0.00031 (J)

ND substitution: RL or RL/2 if <15% NDs.

Prediction Limit

Constituent: Cobalt (mg/L) Analysis Run 9/30/2024 1:35 PM View: Appendix I - Intrawell

Plant McIntosh Client: Southern Company Data: McIntosh LF4 CCR

	GWA-4A	GWA-4A
8/25/2004	<0.0025	
9/11/2004	<0.0025	
9/26/2004	<0.0025	
10/13/2004	<0.0025	
7/11/2005	<0.0025	
12/7/2005	<0.0025	
6/22/2006	<0.0025	
11/28/2006	<0.0025	
7/6/2007	<0.0025	
12/13/2007	<0.0025	
6/20/2008	<0.0025	
12/7/2008	<0.0025	
7/9/2009	<0.0025	
12/30/2009	0.013	
6/22/2010	<0.0025	
1/4/2011	<0.0025	
7/10/2011	<0.0025	
1/21/2012	0.0061	
7/11/2012	0.01	
1/20/2013	0.0033	
7/19/2013	<0.0025	
1/16/2014	0.0027	
7/10/2014	<0.0025	
1/16/2015	0.0077	
6/20/2015	<0.0025	
1/14/2016	<0.0025	
4/20/2016	<0.0025	
6/14/2016	0.0004 (J)	
8/11/2016	0.0046	
9/27/2016	0.001 (J)	
11/14/2016	<0.0025	
1/10/2017	0.00044 (J)	
2/28/2017	0.001 (J)	
4/20/2017	0.00059 (J)	
7/18/2017	0.00079 (J)	
1/10/2018	0.0018 (J)	
7/11/2018	0.0044	
1/29/2019	0.0033	
3/26/2019	0.0037	
9/10/2019	0.0031	
3/31/2020	0.0038	
9/16/2020	0.0014 (J)	
3/17/2021	0.0014 (J)	
8/19/2021	0.0013 (J)	
2/23/2022	0.0013 (J)	
8/3/2022	0.0017 (J)	
2/7/2023	0.0013 (J)	
8/1/2023	0.0013 (J)	
2/6/2024		0.0014 (J)
8/13/2024		0.0011 (J)

ND substitution: RL or RL/2 if <15% NDs.

Prediction Limit

Constituent: Cobalt (mg/L) Analysis Run 9/30/2024 1:35 PM View: Appendix I - Intrawell

Plant McIntosh Client: Southern Company Data: McIntosh LF4 CCR

	GWA-5	GWA-5
8/25/2004	<0.01	
9/11/2004	<0.01	
9/26/2004	<0.01	
10/13/2004	<0.01	
7/11/2005	<0.01	
12/7/2005	<0.01	
6/22/2006	<0.01	
11/28/2006	<0.01	
7/6/2007	<0.01	
12/13/2007	<0.01	
6/20/2008	<0.01	
12/7/2008	<0.01	
7/9/2009	<0.01	
12/29/2009	0.011	
6/22/2010	<0.01	
1/4/2011	<0.01	
7/9/2011	<0.01	
1/21/2012	<0.01	
7/11/2012	0.0072	
1/19/2013	<0.01	
7/18/2013	<0.01	
1/15/2014	0.00075 (J)	
7/10/2014	0.0007 (J)	
1/15/2015	0.0007 (J)	
6/19/2015	0.0011 (J)	
1/14/2016	0.00064 (J)	
4/20/2016	<0.01	
6/14/2016	0.0006 (J)	
8/9/2016	0.00062 (J)	
9/27/2016	0.00059 (J)	
11/15/2016	0.00064 (J)	
1/11/2017	0.00064 (J)	
1/19/2017	0.00046 (J)	
1/24/2017	0.009	
2/28/2017	0.00078 (J)	
4/20/2017	0.00065 (J)	
7/18/2017	0.00069 (J)	
1/10/2018	0.00068 (J)	
7/11/2018	0.00071 (J)	
1/29/2019	0.00064 (J)	
3/26/2019	0.00064	
9/10/2019	0.00074	
3/31/2020	0.00067 (J)	
9/15/2020	0.0005 (J)	
3/17/2021	0.00083 (J)	
8/19/2021	0.00079 (J)	
2/22/2022	0.00076 (J)	
8/2/2022	0.00085 (J)	
2/7/2023	0.00094 (J)	
8/1/2023	0.00086 (J)	
2/6/2024		0.00086 (J)
8/13/2024		0.0009 (J)

ND substitution: RL or RL/2 if <15% NDs.

Prediction Limit

Constituent: Cobalt (mg/L) Analysis Run 9/30/2024 1:35 PM View: Appendix I - Intrawell

Plant McIntosh Client: Southern Company Data: McIntosh LF4 CCR

	GWC-1	GWC-1
8/25/2004	<0.0025	
9/11/2004	<0.0025	
9/26/2004	<0.0025	
7/11/2005	<0.0025	
12/7/2005	<0.0025	
6/22/2006	<0.0025	
11/28/2006	<0.0025	
7/6/2007	<0.0025	
12/13/2007	<0.0025	
6/20/2008	<0.0025	
12/7/2008	<0.0025	
7/9/2009	<0.0025	
12/28/2009	<0.0025	
6/22/2010	<0.0025	
1/4/2011	<0.0025	
7/9/2011	<0.0025	
1/21/2012	<0.0025	
7/11/2012	0.0013	
1/20/2013	0.0013	
7/19/2013	0.0015	
1/15/2014	0.0017	
7/11/2014	0.0018	
1/16/2015	0.0019	
6/20/2015	0.002	
1/16/2016	0.0015	
4/20/2016	<0.0025	
6/15/2016	0.0015 (J)	
8/10/2016	0.0016 (J)	
9/27/2016	0.0016 (J)	
11/15/2016	0.0015 (J)	
1/12/2017	0.0016 (J)	
1/23/2017	<0.0025	
3/1/2017	0.0021 (J)	
4/20/2017	0.0018 (J)	
7/19/2017	0.0015 (J)	
1/11/2018	0.0019 (J)	
7/12/2018	0.0018 (J)	
1/30/2019	<0.0025	
3/27/2019	0.0017	
9/11/2019	0.002	
4/1/2020	0.0016 (J)	
9/15/2020	0.0014 (J)	
3/16/2021	0.0017 (J)	
8/18/2021	0.0018 (J)	
2/23/2022	0.0017 (J)	
8/3/2022	0.00034 (J)	
2/7/2023	0.0016 (J)	
8/2/2023	0.0016 (J)	
2/7/2024		0.0015 (J)
8/14/2024		0.0016 (J)

ND substitution: RL or RL/2 if <15% NDs.

Prediction Limit

Constituent: Cobalt (mg/L) Analysis Run 9/30/2024 1:35 PM View: Appendix I - Intrawell

Plant McIntosh Client: Southern Company Data: McIntosh LF4 CCR

	GWC-10	GWC-10
8/25/2004	<0.0025	
9/11/2004	<0.0025	
9/26/2004	<0.0025	
10/13/2004	<0.0025	
7/11/2005	<0.0025	
12/7/2005	<0.0025	
6/22/2006	<0.0025	
11/28/2006	<0.0025	
7/6/2007	<0.0025	
12/13/2007	<0.0025	
6/20/2008	<0.0025	
12/7/2008	<0.0025	
7/10/2009	<0.0025	
12/29/2009	<0.0025	
6/22/2010	<0.0025	
1/4/2011	<0.0025	
7/10/2011	<0.0025	
1/21/2012	<0.0025	
7/11/2012	<0.0025	
1/20/2013	<0.0025	
7/19/2013	<0.0025	
1/16/2014	<0.0025	
7/10/2014	<0.0025	
1/16/2015	<0.0025	
6/20/2015	0.0006 (J)	
1/16/2016	<0.0025	
4/21/2016	<0.0025	
6/16/2016	1E-05 (J)	
8/10/2016	<0.0025	
9/27/2016	<0.0025	
11/15/2016	<0.0025	
1/12/2017	<0.0025	
3/1/2017	<0.0025	
4/24/2017	<0.0025	
7/24/2017	<0.0025	
1/11/2018	<0.0025	
7/12/2018	<0.0025	
1/30/2019	<0.0025	
3/27/2019	<0.0025	
9/11/2019	0.0001 (J)	
4/1/2020	<0.0025	
9/15/2020	<0.0025	
3/16/2021	<0.0025	
8/18/2021	<0.0025	
2/23/2022	<0.0025	
8/3/2022	<0.0025	
2/8/2023	<0.0025	
8/2/2023	<0.0025	
2/7/2024		<0.0025
8/14/2024		<0.0025

ND substitution: RL or RL/2 if <15% NDs.

Prediction Limit

Constituent: Cobalt (mg/L) Analysis Run 9/30/2024 1:35 PM View: Appendix I - Intrawell

Plant McIntosh Client: Southern Company Data: McIntosh LF4 CCR

	GWC-11	GWC-11
8/25/2004	<0.0025	
9/11/2004	<0.0025	
9/26/2004	<0.0025	
10/13/2004	<0.0025	
7/11/2005	<0.0025	
12/7/2005	<0.0025	
6/22/2006	<0.0025	
11/28/2006	<0.0025	
7/6/2007	<0.0025	
12/13/2007	<0.0025	
6/20/2008	<0.0025	
12/7/2008	<0.0025	
7/10/2009	<0.0025	
12/29/2009	0.0071	
6/22/2010	<0.0025	
1/5/2011	<0.0025	
7/9/2011	0.0037	
1/21/2012	0.0062	
7/11/2012	0.007	
1/19/2013	<0.0025	
7/19/2013	<0.0025	
1/15/2014	0.0028	
7/11/2014	<0.0025	
1/16/2015	0.0048	
6/20/2015	<0.0025	
1/14/2016	<0.0025	
4/20/2016	<0.0025	
6/15/2016	0.00011 (J)	
8/10/2016	<0.0025	
9/27/2016	<0.0025	
11/15/2016	<0.0025	
1/12/2017	<0.0025	
3/1/2017	<0.0025	
4/24/2017	<0.0025	
7/24/2017	<0.0025	
1/11/2018	<0.0025	
7/12/2018	<0.0025	
1/30/2019	<0.0025	
3/27/2019	<0.0025	
9/11/2019	<0.0025	
4/2/2020	<0.0025	
9/15/2020	<0.0025	
3/17/2021	0.00016 (J)	
8/18/2021	<0.0025	
2/23/2022	<0.0025	
8/2/2022	<0.0025	
2/8/2023	<0.0025	
8/2/2023	<0.0025	
2/7/2024		<0.0025
8/14/2024		<0.0025

ND substitution: RL or RL/2 if <15% NDs.

Prediction Limit

Constituent: Cobalt (mg/L) Analysis Run 9/30/2024 1:35 PM View: Appendix I - Intrawell

Plant McIntosh Client: Southern Company Data: McIntosh LF4 CCR

	GWC-12	GWC-12
8/25/2004	<0.0025	
9/11/2004	<0.0025	
9/26/2004	<0.0025	
10/13/2004	<0.0025	
7/11/2005	<0.0025	
12/7/2005	<0.0025	
6/22/2006	<0.0025	
11/28/2006	<0.0025	
7/6/2007	<0.0025	
12/13/2007	<0.0025	
6/20/2008	<0.0025	
12/7/2008	<0.0025	
7/10/2009	<0.0025	
12/28/2009	<0.0025	
6/22/2010	<0.0025	
1/4/2011	<0.0025	
7/9/2011	0.0039	
1/20/2012	<0.0025	
7/11/2012	0.012 (o)	
1/19/2013	<0.0025	
7/18/2013	<0.0025	
1/15/2014	0.005	
7/11/2014	0.00079 (J)	
1/15/2015	0.00069 (J)	
6/19/2015	0.0007 (J)	
1/16/2016	0.00061 (J)	
4/20/2016	<0.0025	
6/15/2016	0.00051 (J)	
8/10/2016	0.00052 (J)	
9/27/2016	0.00077 (J)	
11/15/2016	0.00055 (J)	
1/12/2017	0.0005 (J)	
3/1/2017	0.00079 (J)	
4/20/2017	0.00056 (J)	
7/20/2017	0.00051 (J)	
1/11/2018	0.0006 (J)	
7/12/2018	0.00056 (J)	
1/30/2019	<0.0025	
3/27/2019	0.00051	
9/11/2019	0.00067	
4/1/2020	0.00051 (J)	
9/16/2020	0.00023 (J)	
3/16/2021	0.00058 (J)	
8/18/2021	0.00065 (J)	
2/23/2022	0.00049 (J)	
8/3/2022	0.00068 (J)	
2/7/2023	0.00058 (J)	
8/2/2023	0.00055 (J)	
2/8/2024		0.00062 (J)
8/14/2024		0.00066 (J)

ND substitution: RL or RL/2 if <15% NDs.

Prediction Limit

Constituent: Cobalt (mg/L) Analysis Run 9/30/2024 1:35 PM View: Appendix I - Intrawell

Plant McIntosh Client: Southern Company Data: McIntosh LF4 CCR

	GWC-17	GWC-17
12/8/2015	0.0018	
12/14/2015	0.0016	
12/28/2015	0.0015	
1/13/2016	0.0013	
1/26/2016	0.0012 (J)	
4/20/2016	<0.0025	
6/15/2016	0.00073 (J)	
8/9/2016	0.00069 (J)	
9/27/2016	0.00081 (J)	
11/15/2016	0.00071 (J)	
1/11/2017	0.00062 (J)	
3/1/2017	0.00081 (J)	
4/20/2017	0.00053 (J)	
7/19/2017	0.00051 (J)	
1/11/2018	0.00046 (J)	
7/11/2018	<0.0025	
1/29/2019	0.00038 (J)	
3/27/2019	<0.0025	
9/11/2019	0.00034 (J)	
4/1/2020	0.00023 (J)	
9/15/2020	<0.0025	
3/16/2021	0.00027 (J)	
8/19/2021	0.00023 (J)	
2/22/2022	<0.0025	
8/2/2022	<0.0025	
2/8/2023	<0.0025	
8/2/2023	<0.0025	
2/6/2024		<0.0025
8/13/2024		<0.0025

ND substitution: RL or RL/2 if <15% NDs.

Prediction Limit

Constituent: Cobalt (mg/L) Analysis Run 9/30/2024 1:35 PM View: Appendix I - Intrawell

Plant McIntosh Client: Southern Company Data: McIntosh LF4 CCR

	GWC-18	GWC-18
12/8/2015	<0.0025	
12/14/2015	<0.0025	
12/28/2015	<0.0025	
1/14/2016	<0.0025	
1/26/2016	<0.0025	
4/19/2016	<0.0025	
6/16/2016	0.00017 (J)	
8/11/2016	<0.0025	
9/28/2016	<0.0025	
11/16/2016	<0.0025	
1/11/2017	<0.0025	
3/1/2017	<0.0025	
4/25/2017	<0.0025	
7/25/2017	<0.0025	
1/12/2018	<0.0025	
7/11/2018	<0.0025	
1/30/2019	<0.0025	
3/27/2019	<0.0025	
9/11/2019	8.2E-05 (J)	
4/1/2020	<0.0025	
9/15/2020	<0.0025	
3/17/2021	<0.0025	
8/19/2021	<0.0025	
2/23/2022	<0.0025	
8/2/2022	<0.0025	
2/7/2023	<0.0025	
8/2/2023	<0.0025	
2/7/2024		<0.0025
8/14/2024		<0.0025

ND substitution: RL or RL/2 if <15% NDs.

Prediction Limit

Constituent: Cobalt (mg/L) Analysis Run 9/30/2024 1:35 PM View: Appendix I - Intrawell

Plant McIntosh Client: Southern Company Data: McIntosh LF4 CCR

	GWC-19	GWC-19
12/8/2015	0.00084 (J)	
12/15/2015	0.00063 (J)	
12/28/2015	0.00071 (J)	
1/14/2016	<0.0025	
1/26/2016	<0.0025	
4/19/2016	<0.0025	
6/16/2016	6.7E-05 (J)	
8/10/2016	<0.0025	
9/28/2016	<0.0025	
11/15/2016	<0.0025	
1/16/2017	<0.0025	
3/1/2017	<0.0025	
4/25/2017	<0.0025	
7/25/2017	<0.0025	
1/12/2018	<0.0025	
7/11/2018	<0.0025	
1/29/2019	<0.0025	
3/27/2019	<0.0025	
9/11/2019	9.9E-05 (J)	
4/1/2020	<0.0025	
9/16/2020	<0.0025	
3/16/2021	<0.0025	
8/19/2021	<0.0025	
2/23/2022	<0.0025	
8/3/2022	<0.0025	
2/8/2023	<0.0025	
8/2/2023	<0.0025	
2/7/2024		<0.0025
8/14/2024		<0.0025

ND substitution: RL or RL/2 if <15% NDs.

Prediction Limit

Constituent: Cobalt (mg/L) Analysis Run 9/30/2024 1:35 PM View: Appendix I - Intrawell

Plant McIntosh Client: Southern Company Data: McIntosh LF4 CCR

	GWC-20	GWC-20
12/9/2015	0.0055	
12/14/2015	0.0073	
12/29/2015	0.0076	
1/14/2016	0.0056	
1/25/2016	0.0061	
4/21/2016	0.00468 (J)	
6/16/2016	0.0032 (J)	
8/10/2016	0.0025	
9/27/2016	0.0023 (J)	
11/15/2016	0.0019 (J)	
1/13/2017	0.0017 (J)	
3/1/2017	0.0021 (J)	
4/25/2017	0.0016 (J)	
7/25/2017	0.0016 (J)	
1/12/2018	0.0014 (J)	
7/11/2018	0.0013 (J)	
1/29/2019	0.00084 (J)	
3/27/2019	0.0012	
9/11/2019	0.0014	
4/1/2020	0.00094 (J)	
9/15/2020	0.00097 (J)	
3/16/2021	0.0009 (J)	
8/19/2021	0.00088 (J)	
2/22/2022	0.0009 (J)	
8/3/2022	0.00091 (J)	
2/8/2023	0.00075 (J)	
8/2/2023	0.00082 (J)	
2/7/2024		0.00078 (J)
8/14/2024		0.00072 (J)

Prediction Limit

Constituent: Cobalt (mg/L) Analysis Run 9/30/2024 1:35 PM View: Appendix I - Intrawell

Plant McIntosh Client: Southern Company Data: McIntosh LF4 CCR

	GWC-21	GWC-21
12/9/2015	0.0013	
12/14/2015	0.0014	
12/29/2015	0.0018	
1/14/2016	0.0018	
1/25/2016	0.0019	
4/21/2016	<0.0025	
6/16/2016	0.0021 (J)	
8/10/2016	0.0015 (J)	
9/27/2016	0.015 (o)	
11/15/2016	0.0017 (J)	
1/12/2017	0.0014 (J)	
3/1/2017	0.0019 (J)	
4/24/2017	0.0015 (J)	
7/25/2017	0.0014 (J)	
1/11/2018	0.0013 (J)	
7/11/2018	0.0012 (J)	
1/30/2019	<0.0025	
3/27/2019	0.001	
9/11/2019	0.0012	
4/1/2020	0.00088 (J)	
9/15/2020	0.00088 (J)	
3/17/2021	0.00092 (J)	
8/19/2021	0.00077 (J)	
2/23/2022	0.00079 (J)	
8/4/2022	0.00083 (J)	
2/8/2023	0.00077 (J)	
8/3/2023	0.0007 (J)	
2/7/2024		0.0008 (J)
8/14/2024		0.00079 (J)

ND substitution: RL or RL/2 if <15% NDs.

Prediction Limit

Constituent: Cobalt (mg/L) Analysis Run 9/30/2024 1:35 PM View: Appendix I - Intrawell

Plant McIntosh Client: Southern Company Data: McIntosh LF4 CCR

	GWC-23	GWC-23
6/16/2016	0.0019 (J)	
8/10/2016	0.0051	
9/28/2016	0.0058	
11/16/2016	0.0063	
1/17/2017	0.0057	
3/2/2017	0.0095	
4/25/2017	0.0078	
7/13/2017	0.0061	
7/25/2017	0.0074	
1/12/2018	0.0072	
7/12/2018	0.0077	
1/30/2019	0.0061	
3/27/2019	0.006	
9/11/2019	0.0059	
4/1/2020	0.0037	
9/15/2020	0.0032	
3/17/2021	0.0035	
8/19/2021	0.0025	
2/23/2022	0.0026	
8/4/2022	0.0016 (J)	
2/8/2023	0.0014 (J)	
8/3/2023	0.00045 (J)	
2/7/2024		0.0012 (J)
8/14/2024		0.0013 (J)

Prediction Limit

Constituent: Cobalt (mg/L) Analysis Run 9/30/2024 1:35 PM View: Appendix I - Intrawell

Plant McIntosh Client: Southern Company Data: McIntosh LF4 CCR

	GWC-9	GWC-9
8/25/2004	<0.0025	
9/11/2004	<0.0025	
9/26/2004	<0.0025	
10/13/2004	<0.0025	
7/11/2005	<0.0025	
12/7/2005	<0.0025	
6/22/2006	<0.0025	
11/28/2006	<0.0025	
7/6/2007	<0.0025	
12/13/2007	<0.0025	
6/20/2008	<0.0025	
12/7/2008	<0.0025	
7/9/2009	<0.0025	
12/29/2009	<0.0025	
6/22/2010	<0.0025	
1/5/2011	<0.0025	
7/9/2011	<0.0025	
1/21/2012	<0.0025	
7/11/2012	0.0013	
1/19/2013	0.0055	
7/18/2013	<0.0025	
1/15/2014	0.00052 (J)	
7/10/2014	0.00055 (J)	
1/16/2015	<0.0025	
6/20/2015	0.00052 (J)	
1/14/2016	0.00051 (J)	
4/19/2016	<0.0025	
6/15/2016	0.00052 (J)	
8/10/2016	0.0006 (J)	
9/27/2016	0.00063 (J)	
11/15/2016	0.00053 (J)	
1/13/2017	0.00052 (J)	
3/1/2017	0.00084 (J)	
4/24/2017	0.00055 (J)	
7/24/2017	0.00058 (J)	
1/12/2018	0.00054 (J)	
7/12/2018	0.00072 (J)	
1/30/2019	<0.0025	
3/27/2019	0.00051	
9/11/2019	0.00083	
4/1/2020	0.00042 (J)	
9/16/2020	0.00037 (J)	
3/17/2021	0.00092 (J)	
8/19/2021	0.00063 (J)	
2/23/2022	0.00064 (J)	
8/3/2022	0.00034 (J)	
2/8/2023	<0.0025	
8/2/2023	<0.0025	
2/7/2024		<0.0025
8/14/2024		<0.0025

ND substitution: RL or RL/2 if <15% NDs.

Prediction Limit

Constituent: Copper (mg/L) Analysis Run 9/30/2024 1:35 PM View: Appendix I - Intrawell

Plant McIntosh Client: Southern Company Data: McIntosh LF4 CCR

	GWA-13	GWA-13
12/7/2015	<0.002	
12/15/2015	<0.002	
12/29/2015	<0.002	
1/13/2016	<0.002	
1/25/2016	<0.002	
6/14/2016	<0.002	
1/12/2017	<0.002	
7/18/2017	<0.002	
1/10/2018	<0.002	
7/11/2018	<0.002	
1/29/2019	<0.002	
3/26/2019	<0.002	
9/10/2019	0.00066 (J)	
3/31/2020	<0.002	
9/15/2020	<0.002	
3/16/2021	<0.002	
8/18/2021	<0.002	
2/22/2022	<0.002	
8/2/2022	<0.002	
2/6/2023	<0.002	
8/1/2023	<0.002	
2/6/2024		<0.002
8/13/2024		<0.002

ND substitution: RL or RL/2 if <15% NDs.

Prediction Limit

Constituent: Copper (mg/L) Analysis Run 9/30/2024 1:35 PM View: Appendix I - Intrawell

Plant McIntosh Client: Southern Company Data: McIntosh LF4 CCR

	GWA-14	GWA-14
12/7/2015	<0.002	
12/15/2015	<0.002	
12/29/2015	<0.002	
1/13/2016	<0.002	
1/25/2016	0.0014 (J)	
6/14/2016	<0.002	
1/11/2017	<0.002	
7/19/2017	<0.002	
1/11/2018	<0.002	
7/11/2018	<0.002	
1/29/2019	<0.002	
3/26/2019	<0.002	
9/10/2019	0.00076 (J)	
4/1/2020	<0.002	
9/15/2020	<0.002	
3/16/2021	<0.002	
8/17/2021	<0.002	
2/22/2022	<0.002	
8/2/2022	<0.002	
2/7/2023	<0.002	
8/2/2023	<0.002	
2/6/2024		<0.002
8/13/2024		<0.002

ND substitution: RL or RL/2 if <15% NDs.

Prediction Limit

Constituent: Copper (mg/L) Analysis Run 9/30/2024 1:35 PM View: Appendix I - Intrawell

Plant McIntosh Client: Southern Company Data: McIntosh LF4 CCR

	GWA-15	GWA-15
12/7/2015	0.00084 (J)	
12/15/2015	<0.002	
12/28/2015	<0.002	
1/13/2016	<0.002	
1/25/2016	<0.002	
6/15/2016	<0.002	
1/11/2017	<0.002	
7/19/2017	<0.002	
1/11/2018	<0.002	
7/11/2018	<0.002	
1/29/2019	<0.002	
3/26/2019	<0.002	
9/11/2019	<0.002	
4/1/2020	<0.002	
9/15/2020	<0.002	
3/17/2021	<0.002	
8/19/2021	<0.002	
2/22/2022	<0.002	
8/2/2022	<0.002	
2/7/2023	<0.002	
8/1/2023	<0.002	
2/6/2024		<0.002
8/13/2024		<0.002

ND substitution: RL or RL/2 if <15% NDs.

Prediction Limit

Constituent: Copper (mg/L) Analysis Run 9/30/2024 1:35 PM View: Appendix I - Intrawell

Plant McIntosh Client: Southern Company Data: McIntosh LF4 CCR

	GWA-16	GWA-16
12/7/2015	0.001 (J)	
12/14/2015	<0.002	
12/28/2015	<0.002	
1/13/2016	<0.002	
1/25/2016	0.00081 (J)	
6/15/2016	<0.002	
1/11/2017	<0.002	
7/19/2017	<0.002	
1/11/2018	<0.002	
7/11/2018	<0.002	
1/29/2019	<0.002	
3/26/2019	<0.002	
9/10/2019	<0.002	
4/1/2020	<0.002	
9/15/2020	<0.002	
3/16/2021	<0.002	
8/17/2021	<0.002	
2/22/2022	<0.002	
8/2/2022	<0.002	
2/7/2023	<0.002	
8/1/2023	<0.002	
2/6/2024		<0.002
8/13/2024		<0.002

ND substitution: RL or RL/2 if <15% NDs.

Prediction Limit

Constituent: Copper (mg/L) Analysis Run 9/30/2024 1:35 PM View: Appendix I - Intrawell

Plant McIntosh Client: Southern Company Data: McIntosh LF4 CCR

	GWA-2	GWA-2
8/25/2004	<0.002	
9/11/2004	0.003	
9/26/2004	<0.002	
10/13/2004	<0.002	
7/11/2005	<0.002	
12/7/2005	<0.002	
6/22/2006	<0.002	
11/28/2006	<0.002	
7/6/2007	<0.002	
12/13/2007	<0.002	
6/20/2008	<0.002	
12/7/2008	<0.002	
7/9/2009	<0.002	
12/28/2009	<0.002	
6/22/2010	<0.002	
1/4/2011	<0.002	
7/9/2011	<0.002	
1/21/2012	<0.002	
7/11/2012	<0.002	
1/20/2013	<0.002	
7/19/2013	<0.002	
1/15/2014	<0.002	
7/11/2014	<0.002	
1/16/2015	<0.002	
6/20/2015	<0.002	
1/16/2016	<0.002	
6/14/2016	<0.002	
1/10/2017	<0.002	
7/17/2017	<0.002	
1/10/2018	<0.002	
7/11/2018	<0.002	
1/29/2019	<0.002	
3/27/2019	<0.002	
9/11/2019	<0.002	
4/1/2020	<0.002	
9/15/2020	<0.002	
3/16/2021	<0.002	
8/17/2021	<0.002	
2/22/2022	<0.002	
8/2/2022	<0.002	
2/7/2023	<0.002	
8/1/2023	<0.002	
2/6/2024		<0.002
8/15/2024		<0.002

ND substitution: RL or RL/2 if <15% NDs.

Prediction Limit

Constituent: Copper (mg/L) Analysis Run 9/30/2024 1:35 PM View: Appendix I - Intrawell

Plant McIntosh Client: Southern Company Data: McIntosh LF4 CCR

	GWA-3	GWA-3
8/25/2004	<0.002	
9/11/2004	<0.002	
9/26/2004	0.0029	
10/13/2004	<0.002	
7/11/2005	<0.002	
12/7/2005	<0.002	
6/22/2006	0.0026	
11/28/2006	<0.002	
7/6/2007	0.0034	
12/13/2007	<0.002	
6/20/2008	<0.002	
12/7/2008	<0.002	
7/9/2009	<0.002	
12/28/2009	<0.002	
6/22/2010	<0.002	
1/5/2011	0.014 (o)	
7/9/2011	<0.002	
1/20/2012	<0.002	
7/11/2012	<0.002	
1/19/2013	<0.002	
7/18/2013	<0.002	
1/15/2014	<0.002	
7/11/2014	<0.002	
1/15/2015	<0.002	
6/19/2015	<0.002	
1/16/2016	<0.002	
6/14/2016	<0.002	
1/10/2017	<0.002	
7/18/2017	<0.002	
1/10/2018	<0.002	
7/11/2018	<0.002	
1/29/2019	<0.002	
3/27/2019	<0.002	
9/11/2019	0.00092 (J)	
4/1/2020	<0.002	
9/15/2020	0.00095 (J)	
3/16/2021	<0.002	
8/17/2021	<0.002	
2/22/2022	<0.002	
8/2/2022	<0.002	
2/7/2023	<0.002	
8/2/2023	<0.002	
2/6/2024		<0.002
8/13/2024		<0.002

ND substitution: RL or RL/2 if <15% NDs.

Prediction Limit

Constituent: Copper (mg/L) Analysis Run 9/30/2024 1:35 PM View: Appendix I - Intrawell

Plant McIntosh Client: Southern Company Data: McIntosh LF4 CCR

	GWA-4A	GWA-4A
8/25/2004	0.0023	
9/11/2004	<0.002	
9/26/2004	<0.002	
10/13/2004	<0.002	
7/11/2005	<0.002	
12/7/2005	<0.002	
6/22/2006	<0.002	
11/28/2006	<0.002	
7/6/2007	<0.002	
12/13/2007	<0.002	
6/20/2008	<0.002	
12/7/2008	<0.002	
7/9/2009	<0.002	
12/30/2009	<0.002	
6/22/2010	<0.002	
1/4/2011	<0.002	
7/10/2011	<0.002	
1/21/2012	<0.002	
7/11/2012	<0.002	
1/20/2013	<0.002	
7/19/2013	<0.002	
1/16/2014	<0.002	
7/10/2014	<0.002	
1/16/2015	<0.002	
6/20/2015	<0.002	
1/14/2016	<0.002	
6/14/2016	<0.002	
1/10/2017	<0.002	
7/18/2017	<0.002	
1/10/2018	<0.002	
7/11/2018	<0.002	
1/29/2019	<0.002	
3/26/2019	0.0021	
9/10/2019	0.0016 (J)	
3/31/2020	0.0051	
9/16/2020	0.00079 (J)	
3/17/2021	0.0012 (J)	
8/19/2021	0.00087 (J)	
2/23/2022	0.0012 (J)	
8/3/2022	<0.002	
2/7/2023	<0.002	
8/1/2023	<0.002	
2/6/2024		<0.002
8/13/2024		<0.002

ND substitution: RL or RL/2 if <15% NDs.

Prediction Limit

Constituent: Copper (mg/L) Analysis Run 9/30/2024 1:35 PM View: Appendix I - Intrawell

Plant McIntosh Client: Southern Company Data: McIntosh LF4 CCR

	GWA-5	GWA-5
8/25/2004	<0.002	
9/11/2004	<0.002	
9/26/2004	<0.002	
10/13/2004	<0.002	
7/11/2005	<0.002	
12/7/2005	<0.002	
6/22/2006	<0.002	
11/28/2006	<0.002	
7/6/2007	<0.002	
12/13/2007	<0.002	
6/20/2008	<0.002	
12/7/2008	<0.002	
7/9/2009	<0.002	
12/29/2009	<0.002	
6/22/2010	<0.002	
1/4/2011	<0.002	
7/9/2011	<0.002	
1/21/2012	<0.002	
7/11/2012	<0.002	
1/19/2013	<0.002	
7/18/2013	<0.002	
1/15/2014	<0.002	
7/10/2014	<0.002	
1/15/2015	<0.002	
6/19/2015	<0.002	
1/14/2016	0.00084 (J)	
6/14/2016	0.0021 (J)	
1/11/2017	<0.002	
7/18/2017	<0.002	
1/10/2018	<0.002	
7/11/2018	<0.002	
1/29/2019	<0.002	
3/26/2019	<0.002	
9/10/2019	<0.002	
3/31/2020	<0.002	
9/15/2020	<0.002	
3/17/2021	<0.002	
8/19/2021	<0.002	
2/22/2022	<0.002	
8/2/2022	<0.002	
2/7/2023	<0.002	
8/1/2023	<0.002	
2/6/2024		<0.002
8/13/2024		<0.002

ND substitution: RL or RL/2 if <15% NDs.

Prediction Limit

Constituent: Copper (mg/L) Analysis Run 9/30/2024 1:35 PM View: Appendix I - Intrawell

Plant McIntosh Client: Southern Company Data: McIntosh LF4 CCR

	GWC-1	GWC-1
8/25/2004	<0.002	
9/11/2004	<0.002	
9/26/2004	<0.002	
7/11/2005	<0.002	
12/7/2005	<0.002	
6/22/2006	<0.002	
11/28/2006	<0.002	
7/6/2007	<0.002	
12/13/2007	<0.002	
6/20/2008	<0.002	
12/7/2008	<0.002	
7/9/2009	<0.002	
12/28/2009	<0.002	
6/22/2010	<0.002	
1/4/2011	<0.002	
7/9/2011	<0.002	
1/21/2012	<0.002	
7/11/2012	<0.002	
1/20/2013	<0.002	
7/19/2013	<0.002	
1/15/2014	<0.002	
7/11/2014	<0.002	
1/16/2015	<0.002	
6/20/2015	<0.002	
1/16/2016	<0.002	
6/15/2016	<0.002	
1/12/2017	<0.002	
7/19/2017	<0.002	
1/11/2018	<0.002	
7/12/2018	<0.002	
1/30/2019	<0.002	
3/27/2019	<0.002	
9/11/2019	0.001 (J)	
4/1/2020	<0.002	
9/15/2020	<0.002	
3/16/2021	<0.002	
8/18/2021	<0.002	
2/23/2022	<0.002	
8/3/2022	<0.002	
2/7/2023	<0.002	
8/2/2023	<0.002	
2/7/2024		<0.002
8/14/2024		<0.002

ND substitution: RL or RL/2 if <15% NDs.

Prediction Limit

Constituent: Copper (mg/L) Analysis Run 9/30/2024 1:35 PM View: Appendix I - Intrawell

Plant McIntosh Client: Southern Company Data: McIntosh LF4 CCR

	GWC-11	GWC-11
8/25/2004	<0.002	
9/11/2004	<0.002	
9/26/2004	<0.002	
10/13/2004	<0.002	
7/11/2005	<0.002	
12/7/2005	<0.002	
6/22/2006	<0.002	
11/28/2006	0.0027	
7/6/2007	<0.002	
12/13/2007	<0.002	
6/20/2008	<0.002	
12/7/2008	<0.002	
7/10/2009	<0.002	
12/29/2009	<0.002	
6/22/2010	<0.002	
1/5/2011	<0.002	
7/9/2011	<0.002	
1/21/2012	<0.002	
7/11/2012	<0.002	
1/19/2013	<0.002	
7/19/2013	<0.002	
1/15/2014	<0.002	
7/11/2014	0.0014 (J)	
1/16/2015	<0.002	
6/20/2015	<0.002	
1/14/2016	<0.002	
6/15/2016	<0.002	
1/12/2017	<0.002	
7/24/2017	<0.002	
1/11/2018	<0.002	
7/12/2018	<0.002	
1/30/2019	<0.002	
3/27/2019	<0.002	
9/11/2019	<0.002	
4/2/2020	0.0013 (J)	
9/15/2020	<0.002	
3/17/2021	0.0019 (J)	
8/18/2021	<0.002	
2/23/2022	<0.002	
8/2/2022	<0.002	
2/8/2023	<0.002	
8/2/2023	<0.002	
2/7/2024		<0.002
8/14/2024		<0.002

ND substitution: RL or RL/2 if <15% NDs.

Prediction Limit

Constituent: Copper (mg/L) Analysis Run 9/30/2024 1:35 PM View: Appendix I - Intrawell

Plant McIntosh Client: Southern Company Data: McIntosh LF4 CCR

	GWC-12	GWC-12
8/25/2004	<0.002	
9/11/2004	<0.002	
9/26/2004	<0.002	
10/13/2004	<0.002	
7/11/2005	<0.002	
12/7/2005	<0.002	
6/22/2006	<0.002	
11/28/2006	<0.002	
7/6/2007	<0.002	
12/13/2007	<0.002	
6/20/2008	<0.002	
12/7/2008	<0.002	
7/10/2009	<0.002	
12/28/2009	<0.002	
6/22/2010	<0.002	
1/4/2011	<0.002	
7/9/2011	<0.002	
1/20/2012	<0.002	
7/11/2012	<0.002	
1/19/2013	<0.002	
7/18/2013	<0.002	
1/15/2014	<0.002	
7/11/2014	<0.002	
1/15/2015	<0.002	
6/19/2015	<0.002	
1/16/2016	<0.002	
6/15/2016	<0.002	
1/12/2017	<0.002	
7/20/2017	<0.002	
1/11/2018	<0.002	
7/12/2018	<0.002	
1/30/2019	<0.002	
3/27/2019	<0.002	
9/11/2019	0.00069 (J)	
4/1/2020	<0.002	
9/16/2020	<0.002	
3/16/2021	<0.002	
8/18/2021	0.00096 (J)	
2/23/2022	<0.002	
8/3/2022	<0.002	
2/7/2023	<0.002	
8/2/2023	<0.002	
2/8/2024		<0.002
8/14/2024		<0.002

ND substitution: RL or RL/2 if <15% NDs.

Prediction Limit

Constituent: Copper (mg/L) Analysis Run 9/30/2024 1:35 PM View: Appendix I - Intrawell

Plant McIntosh Client: Southern Company Data: McIntosh LF4 CCR

	GWC-17	GWC-17
12/8/2015	0.0021 (J)	
12/14/2015	0.0018 (J)	
12/28/2015	<0.002	
1/13/2016	<0.002	
1/26/2016	<0.002	
6/15/2016	<0.002	
1/11/2017	<0.002	
7/19/2017	<0.002	
1/11/2018	<0.002	
7/11/2018	<0.002	
1/29/2019	<0.002	
3/27/2019	<0.002	
9/11/2019	0.0012 (J)	
4/1/2020	<0.002	
9/15/2020	<0.002	
3/16/2021	<0.002	
8/19/2021	<0.002	
2/22/2022	<0.002	
8/2/2022	<0.002	
2/8/2023	<0.002	
8/2/2023	<0.002	
2/6/2024		<0.002
8/13/2024		<0.002

ND substitution: RL or RL/2 if <15% NDs.

Prediction Limit

Constituent: Copper (mg/L) Analysis Run 9/30/2024 1:35 PM View: Appendix I - Intrawell

Plant McIntosh Client: Southern Company Data: McIntosh LF4 CCR

	GWC-18	GWC-18
12/8/2015	<0.002	
12/14/2015	0.00096 (J)	
12/28/2015	<0.002	
1/14/2016	<0.002	
1/26/2016	<0.002	
6/16/2016	0.00068 (J)	
1/11/2017	<0.002	
7/25/2017	<0.002	
1/12/2018	<0.002	
7/11/2018	<0.002	
1/30/2019	0.0021 (J)	
3/27/2019	<0.002	
9/11/2019	0.0011 (J)	
4/1/2020	<0.002	
9/15/2020	<0.002	
3/17/2021	0.001 (J)	
8/19/2021	0.00089 (J)	
2/23/2022	<0.002	
8/2/2022	<0.002	
2/7/2023	<0.002	
8/2/2023	0.0013 (J)	
2/7/2024		<0.002
8/14/2024		<0.002

ND substitution: RL or RL/2 if <15% NDs.

Prediction Limit

Constituent: Copper (mg/L) Analysis Run 9/30/2024 1:35 PM View: Appendix I - Intrawell

Plant McIntosh Client: Southern Company Data: McIntosh LF4 CCR

	GWC-19	GWC-19
12/8/2015	<0.002	
12/15/2015	<0.002	
12/28/2015	<0.002	
1/14/2016	<0.002	
1/26/2016	<0.002	
6/16/2016	0.00024 (J)	
1/16/2017	<0.002	
7/25/2017	<0.002	
1/12/2018	<0.002	
7/11/2018	<0.002	
1/29/2019	<0.002	
3/27/2019	<0.002	
9/11/2019	0.00085 (J)	
4/1/2020	<0.002	
9/16/2020	<0.002	
3/16/2021	<0.002	
8/19/2021	<0.002	
2/23/2022	<0.002	
8/3/2022	<0.002	
2/8/2023	<0.002	
8/2/2023	<0.002	
2/7/2024		<0.002
8/14/2024		<0.002

ND substitution: RL or RL/2 if <15% NDs.

Prediction Limit

Constituent: Copper (mg/L) Analysis Run 9/30/2024 1:35 PM View: Appendix I - Intrawell

Plant McIntosh Client: Southern Company Data: McIntosh LF4 CCR

	GWC-20	GWC-20
12/9/2015	<0.002	
12/14/2015	<0.002	
12/29/2015	<0.002	
1/14/2016	<0.002	
1/25/2016	<0.002	
6/16/2016	0.00032 (J)	
1/13/2017	<0.002	
7/25/2017	<0.002	
1/12/2018	<0.002	
7/11/2018	<0.002	
1/29/2019	<0.002	
3/27/2019	<0.002	
9/11/2019	0.0012 (J)	
4/1/2020	<0.002	
9/15/2020	<0.002	
3/16/2021	<0.002	
8/19/2021	<0.002	
2/22/2022	<0.002	
8/3/2022	<0.002	
2/8/2023	<0.002	
8/2/2023	<0.002	
2/7/2024		<0.002
8/14/2024		<0.002

ND substitution: RL or RL/2 if <15% NDs.

Prediction Limit

Constituent: Copper (mg/L) Analysis Run 9/30/2024 1:35 PM View: Appendix I - Intrawell

Plant McIntosh Client: Southern Company Data: McIntosh LF4 CCR

	GWC-21	GWC-21
12/9/2015	<0.002	
12/14/2015	<0.002	
12/29/2015	0.00082 (J)	
1/14/2016	0.0064 (o)	
1/25/2016	<0.002	
6/16/2016	0.00042 (J)	
1/12/2017	<0.002	
7/25/2017	<0.002	
1/11/2018	<0.002	
7/11/2018	<0.002	
1/30/2019	<0.002	
3/27/2019	<0.002	
9/11/2019	0.00066 (J)	
4/1/2020	<0.002	
9/15/2020	<0.002	
3/17/2021	<0.002	
8/19/2021	<0.002	
2/23/2022	<0.002	
8/4/2022	<0.002	
2/8/2023	<0.002	
8/3/2023	<0.002	
2/7/2024		<0.002
8/14/2024		<0.002

ND substitution: RL or RL/2 if <15% NDs.

Prediction Limit

Constituent: Copper (mg/L) Analysis Run 9/30/2024 1:35 PM View: Appendix I - Intrawell

Plant McIntosh Client: Southern Company Data: McIntosh LF4 CCR

	GWC-23	GWC-23
6/16/2016	0.0011 (J)	
1/17/2017	<0.002	
7/25/2017	<0.002	
1/12/2018	<0.002	
7/12/2018	<0.002	
1/30/2019	<0.002	
3/27/2019	<0.002	
9/11/2019	0.00092 (J)	
4/1/2020	<0.002	
9/15/2020	<0.002	
3/17/2021	<0.002	
8/19/2021	0.0013 (J)	
2/23/2022	<0.002	
8/4/2022	<0.002	
2/8/2023	<0.002	
8/3/2023	<0.002	
2/7/2024		<0.002
8/14/2024		<0.002

ND substitution: RL or RL/2 if <15% NDs.

Prediction Limit

Constituent: Copper (mg/L) Analysis Run 9/30/2024 1:35 PM View: Appendix I - Intrawell

Plant McIntosh Client: Southern Company Data: McIntosh LF4 CCR

	GWC-9	GWC-9
8/25/2004	<0.002	
9/11/2004	<0.002	
9/26/2004	0.0021	
10/13/2004	<0.002	
7/11/2005	<0.002	
12/7/2005	<0.002	
6/22/2006	<0.002	
11/28/2006	<0.002	
7/6/2007	<0.002	
12/13/2007	<0.002	
6/20/2008	<0.002	
12/7/2008	<0.002	
7/9/2009	<0.002	
12/29/2009	<0.002	
6/22/2010	<0.002	
1/5/2011	<0.002	
7/9/2011	<0.002	
1/21/2012	<0.002	
7/11/2012	<0.002	
1/19/2013	<0.002	
7/18/2013	<0.002	
1/15/2014	<0.002	
7/10/2014	<0.002	
1/16/2015	<0.002	
6/20/2015	<0.002	
1/14/2016	<0.002	
6/15/2016	<0.002	
1/13/2017	<0.002	
7/24/2017	<0.002	
1/12/2018	<0.002	
7/12/2018	<0.002	
1/30/2019	0.002 (J)	
3/27/2019	<0.002	
9/11/2019	0.00092 (J)	
4/1/2020	<0.002	
9/16/2020	<0.002	
3/17/2021	<0.002	
8/19/2021	<0.002	
2/23/2022	<0.002	
8/3/2022	<0.002	
2/8/2023	<0.002	
8/2/2023	<0.002	
2/7/2024		<0.002
8/14/2024		<0.002

ND substitution: RL or RL/2 if <15% NDs.

Prediction Limit

Constituent: Lead (mg/L) Analysis Run 9/30/2024 1:35 PM View: Appendix I - Intrawell

Plant McIntosh Client: Southern Company Data: McIntosh LF4 CCR

	GWA-13	GWA-13
12/7/2015	<0.001	
12/15/2015	<0.001	
12/29/2015	<0.001	
1/13/2016	<0.001	
1/25/2016	<0.001	
4/20/2016	<0.001	
6/14/2016	<0.001	
8/9/2016	<0.001	
9/27/2016	<0.001	
11/15/2016	<0.001	
1/12/2017	<0.001	
2/28/2017	<0.001	
4/20/2017	<0.001	
7/18/2017	<0.001	
1/10/2018	<0.001	
7/11/2018	<0.001	
1/29/2019	<0.001	
3/26/2019	<0.001	
9/10/2019	0.00058 (J)	
3/31/2020	<0.001	
9/15/2020	<0.001	
3/16/2021	<0.001	
8/18/2021	<0.001	
2/22/2022	<0.001	
8/2/2022	<0.001	
2/6/2023	<0.001	
8/1/2023	<0.001	
2/6/2024		<0.001
8/13/2024		<0.001

ND substitution: RL or RL/2 if <15% NDs.

Prediction Limit

Constituent: Lead (mg/L) Analysis Run 9/30/2024 1:35 PM View: Appendix I - Intrawell

Plant McIntosh Client: Southern Company Data: McIntosh LF4 CCR

	GWA-14	GWA-14
12/7/2015	<0.001	
12/15/2015	<0.001	
12/29/2015	<0.001	
1/13/2016	<0.001	
1/25/2016	<0.001	
4/20/2016	<0.001	
6/14/2016	<0.001	
8/9/2016	<0.001	
9/27/2016	<0.001	
11/15/2016	<0.001	
1/11/2017	<0.001	
2/28/2017	<0.001	
4/20/2017	<0.001	
7/19/2017	<0.001	
1/11/2018	<0.001	
7/11/2018	<0.001	
1/29/2019	<0.001	
3/26/2019	<0.001	
9/10/2019	0.00013 (J)	
4/1/2020	<0.001	
9/15/2020	<0.001	
3/16/2021	<0.001	
8/17/2021	0.00021 (J)	
2/22/2022	<0.001	
8/2/2022	<0.001	
2/7/2023	<0.001	
8/2/2023	<0.001	
2/6/2024		<0.001
8/13/2024		<0.001

ND substitution: RL or RL/2 if <15% NDs.

Prediction Limit

Constituent: Lead (mg/L) Analysis Run 9/30/2024 1:35 PM View: Appendix I - Intrawell

Plant McIntosh Client: Southern Company Data: McIntosh LF4 CCR

	GWA-15	GWA-15
12/7/2015	<0.001	
12/15/2015	<0.001	
12/28/2015	<0.001	
1/13/2016	<0.001	
1/25/2016	<0.001	
4/21/2016	<0.001	
6/15/2016	<0.001	
8/9/2016	<0.001	
9/27/2016	<0.001	
11/15/2016	<0.001	
1/11/2017	<0.001	
2/28/2017	<0.001	
4/20/2017	<0.001	
7/19/2017	<0.001	
1/11/2018	<0.001	
7/11/2018	<0.001	
1/29/2019	<0.001	
3/26/2019	<0.001	
9/11/2019	<0.001	
4/1/2020	<0.001	
9/15/2020	<0.001	
3/17/2021	<0.001	
8/19/2021	<0.001	
2/22/2022	<0.001	
8/2/2022	<0.001	
2/7/2023	<0.001	
8/1/2023	<0.001	
2/6/2024		<0.001
8/13/2024		<0.001

ND substitution: RL or RL/2 if <15% NDs.

Prediction Limit

Constituent: Lead (mg/L) Analysis Run 9/30/2024 1:35 PM View: Appendix I - Intrawell

Plant McIntosh Client: Southern Company Data: McIntosh LF4 CCR

	GWA-16	GWA-16
12/7/2015	<0.001	
12/14/2015	<0.001	
12/28/2015	<0.001	
1/13/2016	<0.001	
1/25/2016	<0.001	
4/20/2016	<0.001	
6/15/2016	<0.001	
8/9/2016	<0.001	
9/27/2016	<0.001	
11/15/2016	<0.001	
1/11/2017	<0.001	
3/1/2017	<0.001	
4/20/2017	<0.001	
7/19/2017	<0.001	
1/11/2018	<0.001	
7/11/2018	<0.001	
1/29/2019	<0.001	
3/26/2019	<0.001	
9/10/2019	0.00013 (J)	
4/1/2020	<0.001	
9/15/2020	0.00024 (J)	
3/16/2021	<0.001	
8/17/2021	<0.001	
2/22/2022	<0.001	
8/2/2022	<0.001	
2/7/2023	<0.001	
8/1/2023	<0.001	
2/6/2024		0.00024 (J)
8/13/2024		<0.001

ND substitution: RL or RL/2 if <15% NDs.

Prediction Limit

Constituent: Lead (mg/L) Analysis Run 9/30/2024 1:35 PM View: Appendix I - Intrawell

Plant McIntosh Client: Southern Company Data: McIntosh LF4 CCR

	GWA-2	GWA-2
8/25/2004	<0.001	
9/11/2004	<0.001	
9/26/2004	<0.001	
10/13/2004	<0.001	
7/11/2005	<0.001	
12/7/2005	<0.001	
6/22/2006	<0.001	
11/28/2006	<0.001	
7/6/2007	<0.001	
12/13/2007	<0.001	
6/20/2008	<0.001	
12/7/2008	<0.001	
7/9/2009	<0.001	
12/28/2009	<0.001	
6/22/2010	<0.001	
1/4/2011	<0.001	
7/9/2011	<0.001	
1/21/2012	<0.001	
7/11/2012	<0.001	
1/20/2013	<0.001	
7/19/2013	<0.001	
1/15/2014	<0.001	
7/11/2014	<0.001	
1/16/2015	<0.001	
6/20/2015	<0.001	
1/16/2016	<0.001	
4/19/2016	<0.001	
6/14/2016	<0.001	
8/9/2016	<0.001	
9/26/2016	<0.001	
11/15/2016	<0.001	
1/10/2017	<0.001	
2/28/2017	<0.001	
4/19/2017	<0.001	
7/17/2017	<0.001	
1/10/2018	<0.001	
7/11/2018	<0.001	
1/29/2019	<0.001	
3/27/2019	<0.001	
9/11/2019	<0.001	
4/1/2020	<0.001	
9/15/2020	<0.001	
3/16/2021	<0.001	
8/17/2021	0.00081 (J)	
2/22/2022	0.0054	
8/2/2022	0.00043 (J)	
2/7/2023	0.0015	
8/1/2023	0.00088 (J)	
2/6/2024		0.0022
8/15/2024		0.0007 (J)

ND substitution: RL or RL/2 if <15% NDs.

Prediction Limit

Constituent: Lead (mg/L) Analysis Run 9/30/2024 1:35 PM View: Appendix I - Intrawell

Plant McIntosh Client: Southern Company Data: McIntosh LF4 CCR

	GWA-3	GWA-3
8/25/2004	<0.001	
9/11/2004	<0.001	
9/26/2004	<0.001	
10/13/2004	<0.001	
7/11/2005	<0.001	
12/7/2005	<0.001	
6/22/2006	<0.001	
11/28/2006	<0.001	
7/6/2007	<0.001	
12/13/2007	<0.001	
6/20/2008	<0.001	
12/7/2008	<0.001	
7/9/2009	<0.001	
12/28/2009	<0.001	
6/22/2010	<0.001	
1/5/2011	0.014 (o)	
7/9/2011	<0.001	
1/20/2012	<0.001	
7/11/2012	<0.001	
1/19/2013	<0.001	
7/18/2013	<0.001	
1/15/2014	<0.001	
7/11/2014	<0.001	
1/15/2015	<0.001	
6/19/2015	<0.001	
1/16/2016	<0.001	
4/19/2016	<0.001	
6/14/2016	<0.001	
8/9/2016	<0.001	
9/27/2016	<0.001	
11/14/2016	<0.001	
1/10/2017	<0.001	
2/28/2017	<0.001	
4/19/2017	<0.001	
7/18/2017	<0.001	
1/10/2018	<0.001	
7/11/2018	<0.001	
1/29/2019	<0.001	
3/27/2019	<0.001	
9/11/2019	<0.001	
4/1/2020	<0.001	
9/15/2020	<0.001	
3/16/2021	<0.001	
8/17/2021	<0.001	
2/22/2022	<0.001	
8/2/2022	0.015	
2/7/2023	<0.001	
8/2/2023	<0.001	
2/6/2024		<0.001
8/13/2024		<0.001

ND substitution: RL or RL/2 if <15% NDs.

Prediction Limit

Constituent: Lead (mg/L) Analysis Run 9/30/2024 1:35 PM View: Appendix I - Intrawell

Plant McIntosh Client: Southern Company Data: McIntosh LF4 CCR

	GWA-4A	GWA-4A
8/25/2004	<0.001	
9/11/2004	<0.001	
9/26/2004	<0.001	
10/13/2004	<0.001	
7/11/2005	<0.001	
12/7/2005	<0.001	
6/22/2006	<0.001	
11/28/2006	<0.001	
7/6/2007	<0.001	
12/13/2007	<0.001	
6/20/2008	<0.001	
12/7/2008	<0.001	
7/9/2009	<0.001	
12/30/2009	<0.001	
6/22/2010	<0.001	
1/4/2011	<0.001	
7/10/2011	<0.001	
1/21/2012	<0.001	
7/11/2012	<0.001	
1/20/2013	<0.001	
7/19/2013	<0.001	
1/16/2014	<0.001	
7/10/2014	<0.001	
1/16/2015	<0.001	
6/20/2015	<0.001	
1/14/2016	<0.001	
4/20/2016	<0.001	
6/14/2016	<0.001	
8/11/2016	<0.001	
9/27/2016	<0.001	
11/14/2016	<0.001	
1/10/2017	<0.001	
2/28/2017	<0.001	
4/20/2017	<0.001	
7/18/2017	<0.001	
1/10/2018	<0.001	
7/11/2018	<0.001	
1/29/2019	<0.001	
3/26/2019	<0.001	
9/10/2019	0.00051 (J)	
3/31/2020	0.00024 (J)	
9/16/2020	<0.001	
3/17/2021	<0.001	
8/19/2021	<0.001	
2/23/2022	0.00019 (J)	
8/3/2022	0.0037	
2/7/2023	<0.001	
8/1/2023	<0.001	
2/6/2024		<0.001
8/13/2024		<0.001

ND substitution: RL or RL/2 if <15% NDs.

Prediction Limit

Constituent: Lead (mg/L) Analysis Run 9/30/2024 1:35 PM View: Appendix I - Intrawell

Plant McIntosh Client: Southern Company Data: McIntosh LF4 CCR

	GWA-5	GWA-5
8/25/2004	<0.001	
9/11/2004	<0.001	
9/26/2004	<0.001	
10/13/2004	<0.001	
7/11/2005	<0.001	
12/7/2005	<0.001	
6/22/2006	<0.001	
11/28/2006	<0.001	
7/6/2007	<0.001	
12/13/2007	<0.001	
6/20/2008	<0.001	
12/7/2008	<0.001	
7/9/2009	<0.001	
12/29/2009	<0.001	
6/22/2010	<0.001	
1/4/2011	<0.001	
7/9/2011	<0.001	
1/21/2012	<0.001	
7/11/2012	<0.001	
1/19/2013	<0.001	
7/18/2013	<0.001	
1/15/2014	<0.001	
7/10/2014	<0.001	
1/15/2015	<0.001	
6/19/2015	<0.001	
1/14/2016	<0.001	
4/20/2016	<0.001	
6/14/2016	0.00019 (J)	
8/9/2016	<0.001	
9/27/2016	<0.001	
11/15/2016	<0.001	
1/11/2017	<0.001	
1/19/2017	0.001 (J)	
1/24/2017	<0.001	
2/28/2017	<0.001	
4/20/2017	0.00041 (J)	
7/18/2017	<0.001	
1/10/2018	<0.001	
7/11/2018	<0.001	
1/29/2019	<0.001	
3/26/2019	<0.001	
9/10/2019	0.00074 (J)	
3/31/2020	<0.001	
9/15/2020	<0.001	
3/17/2021	<0.001	
8/19/2021	<0.001	
2/22/2022	<0.001	
8/2/2022	<0.001	
2/7/2023	<0.001	
8/1/2023	<0.001	
2/6/2024		<0.001
8/13/2024		<0.001

ND substitution: RL or RL/2 if <15% NDs.

Prediction Limit

Constituent: Lead (mg/L) Analysis Run 9/30/2024 1:35 PM View: Appendix I - Intrawell

Plant McIntosh Client: Southern Company Data: McIntosh LF4 CCR

	GWC-11	GWC-11
8/25/2004	<0.001	
9/11/2004	<0.001	
9/26/2004	<0.001	
10/13/2004	<0.001	
7/11/2005	<0.001	
12/7/2005	<0.001	
6/22/2006	<0.001	
11/28/2006	<0.001	
7/6/2007	<0.001	
12/13/2007	<0.001	
6/20/2008	<0.001	
12/7/2008	<0.001	
7/10/2009	<0.001	
12/29/2009	<0.001	
6/22/2010	<0.001	
1/5/2011	<0.001	
7/9/2011	<0.001	
1/21/2012	<0.001	
7/11/2012	<0.001	
1/19/2013	<0.001	
7/19/2013	<0.001	
1/15/2014	<0.001	
7/11/2014	<0.001	
1/16/2015	<0.001	
6/20/2015	<0.001	
1/14/2016	<0.001	
4/20/2016	<0.001	
6/15/2016	0.0002 (J)	
8/10/2016	<0.001	
9/27/2016	<0.001	
11/15/2016	<0.001	
1/12/2017	<0.001	
3/1/2017	<0.001	
4/24/2017	0.00037 (J)	
7/24/2017	<0.001	
1/11/2018	<0.001	
7/12/2018	<0.001	
1/30/2019	<0.001	
3/27/2019	<0.001	
9/11/2019	<0.001	
4/2/2020	0.00025 (J)	
9/15/2020	<0.001	
3/17/2021	0.00031 (J)	
8/18/2021	<0.001	
2/23/2022	0.00017 (J)	
8/2/2022	<0.001	
2/8/2023	<0.001	
8/2/2023	<0.001	
2/7/2024		<0.001
8/14/2024		<0.001

ND substitution: RL or RL/2 if <15% NDs.

Prediction Limit

Constituent: Lead (mg/L) Analysis Run 9/30/2024 1:35 PM View: Appendix I - Intrawell

Plant McIntosh Client: Southern Company Data: McIntosh LF4 CCR

	GWC-17	GWC-17
12/8/2015	<0.001	
12/14/2015	<0.001	
12/28/2015	<0.001	
1/13/2016	<0.001	
1/26/2016	<0.001	
4/20/2016	<0.001	
6/15/2016	<0.001	
8/9/2016	<0.001	
9/27/2016	<0.001	
11/15/2016	<0.001	
1/11/2017	<0.001	
3/1/2017	<0.001	
4/20/2017	<0.001	
7/19/2017	<0.001	
1/11/2018	<0.001	
7/11/2018	<0.001	
1/29/2019	<0.001	
3/27/2019	<0.001	
9/11/2019	<0.001	
4/1/2020	<0.001	
9/15/2020	<0.001	
3/16/2021	<0.001	
8/19/2021	<0.001	
2/22/2022	<0.001	
8/2/2022	<0.001	
2/8/2023	<0.001	
8/2/2023	<0.001	
2/6/2024		<0.001
8/13/2024		<0.001

ND substitution: RL or RL/2 if <15% NDs.

Prediction Limit

Constituent: Lead (mg/L) Analysis Run 9/30/2024 1:35 PM View: Appendix I - Intrawell

Plant McIntosh Client: Southern Company Data: McIntosh LF4 CCR

	GWC-18	GWC-18
12/8/2015	<0.001	
12/14/2015	<0.001	
12/28/2015	<0.001	
1/14/2016	<0.001	
1/26/2016	<0.001	
4/19/2016	<0.001	
6/16/2016	0.00015 (J)	
8/11/2016	<0.001	
9/28/2016	<0.001	
11/16/2016	<0.001	
1/11/2017	<0.001	
3/1/2017	<0.001	
4/25/2017	<0.001	
7/25/2017	<0.001	
1/12/2018	<0.001	
7/11/2018	<0.001	
1/30/2019	0.00067 (J)	
3/27/2019	<0.001	
9/11/2019	0.00017 (J)	
4/1/2020	<0.001	
9/15/2020	<0.001	
3/17/2021	0.00015 (J)	
8/19/2021	0.00037 (J)	
2/23/2022	0.00026 (J)	
8/2/2022	0.00029 (J)	
2/7/2023	0.00035 (J)	
8/2/2023	<0.001	
2/7/2024		<0.001
8/14/2024		<0.001

ND substitution: RL or RL/2 if <15% NDs.

Prediction Limit

Constituent: Lead (mg/L) Analysis Run 9/30/2024 1:35 PM View: Appendix I - Intrawell

Plant McIntosh Client: Southern Company Data: McIntosh LF4 CCR

	GWC-20	GWC-20
12/9/2015	<0.001	
12/14/2015	<0.001	
12/29/2015	<0.001	
1/14/2016	<0.001	
1/25/2016	<0.001	
4/21/2016	<0.001	
6/16/2016	<0.001	
8/10/2016	<0.001	
9/27/2016	<0.001	
11/15/2016	<0.001	
1/13/2017	<0.001	
3/1/2017	<0.001	
4/25/2017	<0.001	
7/25/2017	<0.001	
1/12/2018	<0.001	
7/11/2018	<0.001	
1/29/2019	<0.001	
3/27/2019	<0.001	
9/11/2019	0.00024 (J)	
4/1/2020	<0.001	
9/15/2020	<0.001	
3/16/2021	<0.001	
8/19/2021	<0.001	
2/22/2022	<0.001	
8/3/2022	<0.001	
2/8/2023	<0.001	
8/2/2023	<0.001	
2/7/2024		<0.001
8/14/2024		<0.001

ND substitution: RL or RL/2 if <15% NDs.

Prediction Limit

Constituent: Lead (mg/L) Analysis Run 9/30/2024 1:35 PM View: Appendix I - Intrawell

Plant McIntosh Client: Southern Company Data: McIntosh LF4 CCR

	GWC-21	GWC-21
12/9/2015	<0.001	
12/14/2015	<0.001	
12/29/2015	<0.001	
1/14/2016	<0.001	
1/25/2016	<0.001	
4/21/2016	<0.001	
6/16/2016	<0.001	
8/10/2016	<0.001	
9/27/2016	0.00079 (J)	
11/15/2016	<0.001	
1/12/2017	<0.001	
3/1/2017	<0.001	
4/24/2017	<0.001	
7/25/2017	<0.001	
1/11/2018	<0.001	
7/11/2018	<0.001	
1/30/2019	<0.001	
3/27/2019	<0.001	
9/11/2019	0.00021 (J)	
4/1/2020	<0.001	
9/15/2020	<0.001	
3/17/2021	<0.001	
8/19/2021	<0.001	
2/23/2022	<0.001	
8/4/2022	<0.001	
2/8/2023	<0.001	
8/3/2023	<0.001	
2/7/2024		<0.001
8/14/2024		<0.001

ND substitution: RL or RL/2 if <15% NDs.

Prediction Limit

Constituent: Lead (mg/L) Analysis Run 9/30/2024 1:35 PM View: Appendix I - Intrawell

Plant McIntosh Client: Southern Company Data: McIntosh LF4 CCR

	GWC-23	GWC-23
6/16/2016	<0.001	
8/10/2016	<0.001	
9/28/2016	<0.001	
11/16/2016	<0.001	
1/17/2017	<0.001	
3/2/2017	<0.001	
4/25/2017	<0.001	
7/13/2017	<0.001	
7/25/2017	<0.001	
1/12/2018	<0.001	
7/12/2018	<0.001	
1/30/2019	0.00013 (J)	
3/27/2019	<0.001	
9/11/2019	0.00018 (J)	
4/1/2020	<0.001	
9/15/2020	<0.001	
3/17/2021	<0.001	
8/19/2021	<0.001	
2/23/2022	<0.001	
8/4/2022	0.00034 (J)	
2/8/2023	<0.001	
8/3/2023	<0.001	
2/7/2024		<0.001
8/14/2024		<0.001

ND substitution: RL or RL/2 if <15% NDs.

Prediction Limit

Constituent: Nickel (mg/L) Analysis Run 9/30/2024 1:35 PM View: Appendix I - Intrawell

Plant McIntosh Client: Southern Company Data: McIntosh LF4 CCR

	GWA-13	GWA-13
12/7/2015	<0.001	
12/15/2015	<0.001	
12/29/2015	<0.001	
1/13/2016	<0.001	
1/25/2016	<0.001	
6/14/2016	<0.001	
1/12/2017	<0.001	
7/18/2017	<0.001	
1/10/2018	<0.001	
7/11/2018	<0.001	
1/29/2019	0.00033 (J)	
3/26/2019	<0.001	
9/10/2019	0.0004 (J)	
3/31/2020	<0.001	
9/15/2020	0.00037 (J)	
3/16/2021	<0.001	
8/18/2021	<0.001	
2/22/2022	<0.001	
8/2/2022	<0.001	
2/6/2023	<0.001	
8/1/2023	0.00043 (J)	
2/6/2024		0.00084 (J)
8/13/2024		0.00046 (J)

ND substitution: RL or RL/2 if <15% NDs.

Prediction Limit

Constituent: Nickel (mg/L) Analysis Run 9/30/2024 1:35 PM View: Appendix I - Intrawell

Plant McIntosh Client: Southern Company Data: McIntosh LF4 CCR

	GWA-14	GWA-14
12/7/2015	<0.001	
12/15/2015	<0.001	
12/29/2015	<0.001	
1/13/2016	<0.001	
1/25/2016	<0.001	
6/14/2016	0.00052 (J)	
1/11/2017	<0.001	
7/19/2017	<0.001	
1/11/2018	<0.001	
7/11/2018	<0.001	
1/29/2019	0.0004 (J)	
3/26/2019	<0.001	
9/10/2019	0.00056 (J)	
4/1/2020	0.00043 (J)	
9/15/2020	0.00075 (J)	
3/16/2021	0.00045 (J)	
8/17/2021	0.00061 (J)	
2/22/2022	<0.001	
8/2/2022	<0.001	
2/7/2023	0.00061 (J)	
8/2/2023	0.00057 (J)	
2/6/2024		<0.001
8/13/2024		0.00061 (J)

ND substitution: RL or RL/2 if <15% NDs.

Prediction Limit

Constituent: Nickel (mg/L) Analysis Run 9/30/2024 1:35 PM View: Appendix I - Intrawell

Plant McIntosh Client: Southern Company Data: McIntosh LF4 CCR

	GWA-15	GWA-15
12/7/2015	<0.001	
12/15/2015	<0.001	
12/28/2015	<0.001	
1/13/2016	<0.001	
1/25/2016	<0.001	
6/15/2016	<0.001	
1/11/2017	<0.001	
7/19/2017	<0.001	
1/11/2018	<0.001	
7/11/2018	<0.001	
1/29/2019	0.00046 (J)	
3/26/2019	<0.001	
9/11/2019	0.00042 (J)	
4/1/2020	<0.001	
9/15/2020	0.00047 (J)	
3/17/2021	0.00047 (J)	
8/19/2021	<0.001	
2/22/2022	0.00061 (J)	
8/2/2022	<0.001	
2/7/2023	<0.001	
8/1/2023	<0.001	
2/6/2024		<0.001
8/13/2024		0.00056 (J)

ND substitution: RL or RL/2 if <15% NDs.

Prediction Limit

Constituent: Nickel (mg/L) Analysis Run 9/30/2024 1:35 PM View: Appendix I - Intrawell

Plant McIntosh Client: Southern Company Data: McIntosh LF4 CCR

	GWA-16	GWA-16
12/7/2015	<0.001	
12/14/2015	<0.001	
12/28/2015	<0.001	
1/13/2016	<0.001	
1/25/2016	<0.001	
6/15/2016	<0.001	
1/11/2017	<0.001	
7/19/2017	<0.001	
1/11/2018	<0.001	
7/11/2018	<0.001	
1/29/2019	0.0004 (J)	
3/26/2019	<0.001	
9/10/2019	0.00036 (J)	
4/1/2020	<0.001	
9/15/2020	0.00045 (J)	
3/16/2021	0.00043 (J)	
8/17/2021	0.00052 (J)	
2/22/2022	<0.001	
8/2/2022	<0.001	
2/7/2023	0.00054 (J)	
8/1/2023	0.00044 (J)	
2/6/2024		<0.001
8/13/2024		0.00058 (J)

ND substitution: RL or RL/2 if <15% NDs.

Prediction Limit

Constituent: Nickel (mg/L) Analysis Run 9/30/2024 1:35 PM View: Appendix I - Intrawell

Plant McIntosh Client: Southern Company Data: McIntosh LF4 CCR

	GWA-2	GWA-2
8/25/2004	<0.0025	
9/11/2004	<0.0025	
9/26/2004	<0.0025	
10/13/2004	<0.0025	
7/11/2005	<0.0025	
12/7/2005	<0.0025	
6/22/2006	<0.0025	
11/28/2006	<0.0025	
7/6/2007	<0.0025	
12/13/2007	<0.0025	
6/20/2008	<0.0025	
12/7/2008	<0.0025	
7/9/2009	0.0043	
12/28/2009	<0.0025	
6/22/2010	<0.0025	
1/4/2011	<0.0025	
7/9/2011	<0.0025	
1/21/2012	<0.0025	
7/11/2012	<0.0025	
1/20/2013	<0.0025	
7/19/2013	<0.0025	
1/15/2014	0.0016 (J)	
7/11/2014	<0.0025	
1/16/2015	<0.0025	
6/20/2015	<0.0025	
1/16/2016	<0.0025	
6/14/2016	0.0006 (J)	
1/10/2017	<0.0025	
7/17/2017	<0.0025	
1/10/2018	0.0026	
7/11/2018	<0.0025	
1/29/2019	0.00063 (J)	
3/27/2019	<0.0025	
9/11/2019	0.00091 (J)	
4/1/2020	0.00077 (J)	
9/15/2020	0.00094 (J)	
3/16/2021	0.00072 (J)	
8/17/2021	0.00097 (J)	
2/22/2022	0.00092 (J)	
8/2/2022	0.00086 (J)	
2/7/2023	0.00083 (J)	
8/1/2023	0.001	
2/6/2024		0.0011
8/15/2024		0.001

ND substitution: RL or RL/2 if <15% NDs.

Prediction Limit

Constituent: Nickel (mg/L) Analysis Run 9/30/2024 1:35 PM View: Appendix I - Intrawell

Plant McIntosh Client: Southern Company Data: McIntosh LF4 CCR

	GWA-3	GWA-3
8/25/2004	<0.001	
9/11/2004	0.03 (O)	
9/26/2004	<0.001	
10/13/2004	<0.001	
7/11/2005	<0.001	
12/7/2005	<0.001	
6/22/2006	<0.001	
11/28/2006	<0.001	
7/6/2007	<0.001	
12/13/2007	<0.001	
6/20/2008	<0.001	
12/7/2008	<0.001	
7/9/2009	<0.001	
12/28/2009	<0.001	
6/22/2010	<0.001	
1/5/2011	0.025 (O)	
7/9/2011	<0.001	
1/20/2012	<0.001	
7/11/2012	<0.001	
1/19/2013	<0.001	
7/18/2013	<0.001	
1/15/2014	<0.001	
7/11/2014	<0.001	
1/15/2015	<0.001	
6/19/2015	<0.001	
1/16/2016	<0.001	
6/14/2016	<0.001	
1/10/2017	<0.001	
7/18/2017	<0.001	
1/10/2018	<0.001	
7/11/2018	<0.001	
1/29/2019	0.00034 (J)	
3/27/2019	<0.001	
9/11/2019	0.00045 (J)	
4/1/2020	<0.001	
9/15/2020	0.00038 (J)	
3/16/2021	<0.001	
8/17/2021	0.00047 (J)	
2/22/2022	<0.001	
8/2/2022	0.00054 (J)	
2/7/2023	<0.001	
8/2/2023	0.00046 (J)	
2/6/2024		<0.001
8/13/2024		<0.001

ND substitution: RL or RL/2 if <15% NDs.

Prediction Limit

Constituent: Nickel (mg/L) Analysis Run 9/30/2024 1:35 PM View: Appendix I - Intrawell

Plant McIntosh Client: Southern Company Data: McIntosh LF4 CCR

	GWA-4A	GWA-4A
8/25/2004	<0.001	
9/11/2004	<0.001	
9/26/2004	<0.001	
10/13/2004	<0.001	
7/11/2005	<0.001	
12/7/2005	<0.001	
6/22/2006	<0.001	
11/28/2006	<0.001	
7/6/2007	<0.001	
12/13/2007	<0.001	
6/20/2008	<0.001	
12/7/2008	<0.001	
7/9/2009	<0.001	
12/30/2009	0.0048	
6/22/2010	<0.001	
1/4/2011	<0.001	
7/10/2011	<0.001	
1/21/2012	0.0026	
7/11/2012	0.0072	
1/20/2013	0.0025	
7/19/2013	<0.001	
1/16/2014	0.0031	
7/10/2014	<0.001	
1/16/2015	0.0024 (J)	
6/20/2015	<0.001	
1/14/2016	<0.001	
6/14/2016	0.0013 (J)	
1/10/2017	<0.001	
7/18/2017	<0.001	
1/10/2018	<0.001	
7/11/2018	0.003	
1/29/2019	0.0021 (J)	
3/26/2019	0.0021	
9/10/2019	0.002	
3/31/2020	0.0028	
9/16/2020	0.00096 (J)	
3/17/2021	0.00083 (J)	
8/19/2021	0.00065 (J)	
2/23/2022	<0.001	
8/3/2022	0.00078 (J)	
2/7/2023	<0.001	
8/1/2023	0.00065 (J)	
2/6/2024		<0.001
8/13/2024		0.00076 (J)

ND substitution: RL or RL/2 if <15% NDs.

Prediction Limit

Constituent: Nickel (mg/L) Analysis Run 9/30/2024 1:35 PM View: Appendix I - Intrawell

Plant McIntosh Client: Southern Company Data: McIntosh LF4 CCR

	GWA-5	GWA-5
8/25/2004	<0.001	
9/11/2004	<0.001	
9/26/2004	<0.001	
10/13/2004	<0.001	
7/11/2005	<0.001	
12/7/2005	<0.001	
6/22/2006	<0.001	
11/28/2006	<0.001	
7/6/2007	<0.001	
12/13/2007	<0.001	
6/20/2008	<0.001	
12/7/2008	<0.001	
7/9/2009	<0.001	
12/29/2009	<0.001	
6/22/2010	<0.001	
1/4/2011	<0.001	
7/9/2011	<0.001	
1/21/2012	<0.001	
7/11/2012	0.0031	
1/19/2013	<0.001	
7/18/2013	<0.001	
1/15/2014	<0.001	
7/10/2014	<0.001	
1/15/2015	<0.001	
6/19/2015	<0.001	
1/14/2016	<0.001	
6/14/2016	0.00054 (J)	
1/11/2017	<0.001	
7/18/2017	<0.001	
1/10/2018	<0.001	
7/11/2018	<0.001	
1/29/2019	<0.001	
3/26/2019	<0.001	
9/10/2019	0.00043 (J)	
3/31/2020	<0.001	
9/15/2020	0.00056 (J)	
3/17/2021	0.00041 (J)	
8/19/2021	0.00043 (J)	
2/22/2022	<0.001	
8/2/2022	<0.001	
2/7/2023	0.00046 (J)	
8/1/2023	<0.001	
2/6/2024		<0.001
8/13/2024		0.0022

ND substitution: RL or RL/2 if <15% NDs.

Prediction Limit

Constituent: Nickel (mg/L) Analysis Run 9/30/2024 1:35 PM View: Appendix I - Intrawell

Plant McIntosh Client: Southern Company Data: McIntosh LF4 CCR

	GWC-1	GWC-1
8/25/2004	<0.0025	
9/11/2004	<0.0025	
9/26/2004	<0.0025	
7/11/2005	<0.0025	
12/7/2005	<0.0025	
6/22/2006	<0.0025	
11/28/2006	<0.0025	
7/6/2007	<0.0025	
12/13/2007	<0.0025	
6/20/2008	<0.0025	
12/7/2008	<0.0025	
7/9/2009	<0.0025	
12/28/2009	<0.0025	
6/22/2010	<0.0025	
1/4/2011	<0.0025	
7/9/2011	<0.0025	
1/21/2012	<0.0025	
7/11/2012	<0.0025	
1/20/2013	<0.0025	
7/19/2013	<0.0025	
1/15/2014	0.0013 (J)	
7/11/2014	0.0013 (J)	
1/16/2015	<0.0025	
6/20/2015	0.0016 (J)	
1/16/2016	<0.0025	
6/15/2016	0.00088 (J)	
1/12/2017	<0.0025	
7/19/2017	<0.0025	
1/11/2018	<0.0025	
7/12/2018	<0.0025	
1/30/2019	<0.0025	
3/27/2019	<0.0025	
9/11/2019	0.0013	
4/1/2020	0.00099 (J)	
9/15/2020	0.0012	
3/16/2021	0.0012	
8/18/2021	0.0014	
2/23/2022	0.0012	
8/3/2022	0.0013	
2/7/2023	0.0012	
8/2/2023	0.0014	
2/7/2024		0.0016
8/14/2024		0.0013

ND substitution: RL or RL/2 if <15% NDs.

Prediction Limit

Constituent: Nickel (mg/L) Analysis Run 9/30/2024 1:35 PM View: Appendix I - Intrawell

Plant McIntosh Client: Southern Company Data: McIntosh LF4 CCR

	GWC-10	GWC-10
8/25/2004	<0.001	
9/11/2004	<0.001	
9/26/2004	<0.001	
10/13/2004	<0.001	
7/11/2005	<0.001	
12/7/2005	<0.001	
6/22/2006	<0.001	
11/28/2006	<0.001	
7/6/2007	<0.001	
12/13/2007	<0.001	
6/20/2008	<0.001	
12/7/2008	<0.001	
7/10/2009	<0.001	
12/29/2009	<0.001	
6/22/2010	<0.001	
1/4/2011	<0.001	
7/10/2011	<0.001	
1/21/2012	<0.001	
7/11/2012	<0.001	
1/20/2013	<0.001	
7/19/2013	<0.001	
1/16/2014	<0.001	
7/10/2014	<0.001	
1/16/2015	<0.001	
6/20/2015	0.0013 (J)	
1/16/2016	<0.001	
6/16/2016	<0.001	
1/12/2017	<0.001	
7/24/2017	<0.001	
1/11/2018	<0.001	
7/12/2018	<0.001	
1/30/2019	<0.001	
3/27/2019	<0.001	
9/11/2019	<0.001	
4/1/2020	<0.001	
9/15/2020	0.0013	
3/16/2021	0.00043 (J)	
8/18/2021	<0.001	
2/23/2022	<0.001	
8/3/2022	<0.001	
2/8/2023	<0.001	
8/2/2023	0.0011	
2/7/2024		<0.001
8/14/2024		<0.001

ND substitution: RL or RL/2 if <15% NDs.

Prediction Limit

Constituent: Nickel (mg/L) Analysis Run 9/30/2024 1:35 PM View: Appendix I - Intrawell

Plant McIntosh Client: Southern Company Data: McIntosh LF4 CCR

	GWC-11	GWC-11
8/25/2004	<0.001	
9/11/2004	<0.001	
9/26/2004	<0.001	
10/13/2004	<0.001	
7/11/2005	<0.001	
12/7/2005	<0.001	
6/22/2006	<0.001	
11/28/2006	<0.001	
7/6/2007	<0.001	
12/13/2007	<0.001	
6/20/2008	<0.001	
12/7/2008	<0.001	
7/10/2009	<0.001	
12/29/2009	<0.001	
6/22/2010	<0.001	
1/5/2011	<0.001	
7/9/2011	<0.001	
1/21/2012	<0.001	
7/11/2012	0.0049	
1/19/2013	<0.001	
7/19/2013	<0.001	
1/15/2014	<0.001	
7/11/2014	0.0029	
1/16/2015	0.0014 (J)	
6/20/2015	<0.001	
1/14/2016	<0.001	
6/15/2016	0.00085 (J)	
1/12/2017	<0.001	
7/24/2017	<0.001	
1/11/2018	<0.001	
7/12/2018	<0.001	
1/30/2019	<0.001	
3/27/2019	<0.001	
9/11/2019	0.00042 (J)	
4/2/2020	0.0009 (J)	
9/15/2020	0.00063 (J)	
3/17/2021	0.00077 (J)	
8/18/2021	0.00034 (J)	
2/23/2022	<0.001	
8/2/2022	<0.001	
2/8/2023	<0.001	
8/2/2023	<0.001	
2/7/2024		<0.001
8/14/2024		<0.001

ND substitution: RL or RL/2 if <15% NDs.

Prediction Limit

Constituent: Nickel (mg/L) Analysis Run 9/30/2024 1:35 PM View: Appendix I - Intrawell

Plant McIntosh Client: Southern Company Data: McIntosh LF4 CCR

	GWC-12	GWC-12
8/25/2004	<0.0025	
9/11/2004	<0.0025	
9/26/2004	<0.0025	
10/13/2004	<0.0025	
7/11/2005	<0.0025	
12/7/2005	<0.0025	
6/22/2006	<0.0025	
11/28/2006	<0.0025	
7/6/2007	<0.0025	
12/13/2007	<0.0025	
6/20/2008	<0.0025	
12/7/2008	<0.0025	
7/10/2009	<0.0025	
12/28/2009	<0.0025	
6/22/2010	<0.0025	
1/4/2011	<0.0025	
7/9/2011	<0.0025	
1/20/2012	<0.0025	
7/11/2012	0.0057	
1/19/2013	<0.0025	
7/18/2013	<0.0025	
1/15/2014	0.0043	
7/11/2014	0.0026	
1/15/2015	<0.0025	
6/19/2015	<0.0025	
1/16/2016	<0.0025	
6/15/2016	0.00068 (J)	
1/12/2017	<0.0025	
7/20/2017	<0.0025	
1/11/2018	<0.0025	
7/12/2018	<0.0025	
1/30/2019	<0.0025	
3/27/2019	<0.0025	
9/11/2019	0.001	
4/1/2020	0.0008 (J)	
9/16/2020	0.00088 (J)	
3/16/2021	0.00093 (J)	
8/18/2021	0.00097 (J)	
2/23/2022	0.0011	
8/3/2022	0.0064	
2/7/2023	0.00082 (J)	
8/2/2023	0.00091 (J)	
2/8/2024		0.0014
8/14/2024		0.00095 (J)

ND substitution: RL or RL/2 if <15% NDs.

Prediction Limit

Constituent: Nickel (mg/L) Analysis Run 9/30/2024 1:35 PM View: Appendix I - Intrawell

Plant McIntosh Client: Southern Company Data: McIntosh LF4 CCR

	GWC-17	GWC-17
12/8/2015	0.0036	
12/14/2015	0.0035	
12/28/2015	0.0032	
1/13/2016	0.0029	
1/26/2016	0.0027	
6/15/2016	0.0018 (J)	
1/11/2017	0.002 (J)	
7/19/2017	0.002 (J)	
1/11/2018	0.0019 (J)	
7/11/2018	<0.0025	
1/29/2019	0.0016 (J)	
3/27/2019	0.0018	
9/11/2019	0.0018	
4/1/2020	0.0016	
9/15/2020	0.0016	
3/16/2021	0.0015	
8/19/2021	0.0017	
2/22/2022	0.0017	
8/2/2022	0.0019	
2/8/2023	0.0017	
8/2/2023	0.0018	
2/6/2024		0.0015
8/13/2024		0.002

ND substitution: RL or RL/2 if <15% NDs.

Prediction Limit

Constituent: Nickel (mg/L) Analysis Run 9/30/2024 1:35 PM View: Appendix I - Intrawell

Plant McIntosh Client: Southern Company Data: McIntosh LF4 CCR

	GWC-18	GWC-18
12/8/2015	<0.001	
12/14/2015	0.0019 (J)	
12/28/2015	0.0018 (J)	
1/14/2016	0.0017 (J)	
1/26/2016	0.0019 (J)	
6/16/2016	0.0014 (J)	
1/11/2017	<0.001	
7/25/2017	<0.001	
1/12/2018	<0.001	
7/11/2018	<0.001	
1/30/2019	<0.001	
3/27/2019	<0.001	
9/11/2019	0.0012	
4/1/2020	0.00095	
9/15/2020	0.00092 (J)	
3/17/2021	0.0011	
8/19/2021	0.0011	
2/23/2022	0.001	
8/2/2022	0.00086 (J)	
2/7/2023	0.0011	
8/2/2023	0.00075 (J)	
2/7/2024		<0.001
8/14/2024		0.00073 (J)

ND substitution: RL or RL/2 if <15% NDs.

Prediction Limit

Constituent: Nickel (mg/L) Analysis Run 9/30/2024 1:35 PM View: Appendix I - Intrawell

Plant McIntosh Client: Southern Company Data: McIntosh LF4 CCR

	GWC-19	GWC-19
12/8/2015	0.0022 (J)	
12/15/2015	0.0019 (J)	
12/28/2015	0.0017 (J)	
1/14/2016	0.0029	
1/26/2016	0.0014 (J)	
6/16/2016	0.0013 (J)	
1/16/2017	0.0018 (J)	
7/25/2017	0.002 (J)	
1/12/2018	0.002 (J)	
7/11/2018	0.0018 (J)	
1/29/2019	0.0017 (J)	
3/27/2019	<0.0025	
9/11/2019	0.0018	
4/1/2020	0.0014	
9/16/2020	0.0012	
3/16/2021	0.0012	
8/19/2021	0.0012	
2/23/2022	0.0011	
8/3/2022	0.0051	
2/8/2023	0.0012	
8/2/2023	0.0012	
2/7/2024		0.0008 (J)
8/14/2024		0.0012

ND substitution: RL or RL/2 if <15% NDs.

Prediction Limit

Constituent: Nickel (mg/L) Analysis Run 9/30/2024 1:35 PM View: Appendix I - Intrawell

Plant McIntosh Client: Southern Company Data: McIntosh LF4 CCR

	GWC-20	GWC-20
12/9/2015	0.0042	
12/14/2015	0.0067	
12/29/2015	0.0067	
1/14/2016	0.0039	
1/25/2016	0.0049	
6/16/2016	0.003 (J)	
1/13/2017	<0.001	
7/25/2017	<0.001	
1/12/2018	<0.001	
7/11/2018	<0.001	
1/29/2019	0.00093 (J)	
3/27/2019	<0.001	
9/11/2019	0.0014	
4/1/2020	0.001	
9/15/2020	0.0011	
3/16/2021	0.00093 (J)	
8/19/2021	0.00092 (J)	
2/22/2022	0.00092 (J)	
8/3/2022	0.001	
2/8/2023	0.00083 (J)	
8/2/2023	0.0018	
2/7/2024		<0.001
8/14/2024		0.00091 (J)

ND substitution: RL or RL/2 if <15% NDs.

Prediction Limit

Constituent: Nickel (mg/L) Analysis Run 9/30/2024 1:35 PM View: Appendix I - Intrawell

Plant McIntosh Client: Southern Company Data: McIntosh LF4 CCR

	GWC-21	GWC-21
12/9/2015	<0.001	
12/14/2015	<0.001	
12/29/2015	<0.001	
1/14/2016	<0.001	
1/25/2016	<0.001	
6/16/2016	0.0012 (J)	
1/12/2017	<0.001	
7/25/2017	<0.001	
1/11/2018	<0.001	
7/11/2018	<0.001	
1/30/2019	<0.001	
3/27/2019	<0.001	
9/11/2019	0.00097 (J)	
4/1/2020	0.00067 (J)	
9/15/2020	0.0007 (J)	
3/17/2021	0.00068 (J)	
8/19/2021	0.00067 (J)	
2/23/2022	0.00071 (J)	
8/4/2022	0.00065 (J)	
2/8/2023	0.00064 (J)	
8/3/2023	0.00074 (J)	
2/7/2024		<0.001
8/14/2024		0.00065 (J)

ND substitution: RL or RL/2 if <15% NDs.

Prediction Limit

Constituent: Nickel (mg/L) Analysis Run 9/30/2024 1:35 PM View: Appendix I - Intrawell

Plant McIntosh Client: Southern Company Data: McIntosh LF4 CCR

	GWC-23	GWC-23
6/16/2016	0.0009 (J)	
1/17/2017	<0.0025	
7/25/2017	0.002 (J)	
1/12/2018	0.0023 (J)	
7/12/2018	0.0026	
1/30/2019	<0.0025	
3/27/2019	0.0018	
9/11/2019	0.0023	
4/1/2020	0.0013	
9/15/2020	0.0013	
3/17/2021	0.0014	
8/19/2021	0.0013	
2/23/2022	0.0013	
8/4/2022	0.0016	
2/8/2023	0.0013	
8/3/2023	0.0013	
2/7/2024		0.00065 (J)
8/14/2024		0.0013

ND substitution: RL or RL/2 if <15% NDs.

Prediction Limit

Constituent: Nickel (mg/L) Analysis Run 9/30/2024 1:35 PM View: Appendix I - Intrawell

Plant McIntosh Client: Southern Company Data: McIntosh LF4 CCR

	GWC-9	GWC-9
8/25/2004	<0.001	
9/11/2004	<0.001	
9/26/2004	<0.001	
10/13/2004	<0.001	
7/11/2005	<0.001	
12/7/2005	<0.001	
6/22/2006	<0.001	
11/28/2006	<0.001	
7/6/2007	<0.001	
12/13/2007	<0.001	
6/20/2008	0.003	
12/7/2008	<0.001	
7/9/2009	<0.001	
12/29/2009	<0.001	
6/22/2010	<0.001	
1/5/2011	<0.001	
7/9/2011	<0.001	
1/21/2012	<0.001	
7/11/2012	0.0033	
1/19/2013	0.0026	
7/18/2013	<0.001	
1/15/2014	<0.001	
7/10/2014	<0.001	
1/16/2015	<0.001	
6/20/2015	<0.001	
1/14/2016	<0.001	
6/15/2016	<0.001	
1/13/2017	<0.001	
7/24/2017	<0.001	
1/12/2018	<0.001	
7/12/2018	<0.001	
1/30/2019	<0.001	
3/27/2019	<0.001	
9/11/2019	0.00065 (J)	
4/1/2020	<0.001	
9/16/2020	0.00075 (J)	
3/17/2021	0.0006 (J)	
8/19/2021	0.00038 (J)	
2/23/2022	0.00076 (J)	
8/3/2022	0.0015	
2/8/2023	0.00084 (J)	
8/2/2023	0.00077 (J)	
2/7/2024		<0.001
8/14/2024		0.00089 (J)

ND substitution: RL or RL/2 if <15% NDs.

Prediction Limit

Constituent: Selenium (mg/L) Analysis Run 9/30/2024 1:35 PM View: Appendix I - Intrawell

Plant McIntosh Client: Southern Company Data: McIntosh LF4 CCR

	GWA-13	GWA-13
12/7/2015	<0.005	
12/15/2015	<0.005	
12/29/2015	<0.005	
1/13/2016	<0.005	
1/25/2016	<0.005	
4/20/2016	<0.005	
6/14/2016	<0.005	
8/9/2016	<0.005	
9/27/2016	<0.005	
11/15/2016	<0.005	
1/12/2017	<0.005	
2/28/2017	<0.005	
4/20/2017	<0.005	
7/18/2017	<0.005	
1/10/2018	0.00025 (J)	
7/11/2018	<0.005	
1/29/2019	<0.005	
3/26/2019	<0.005	
9/10/2019	<0.005	
3/31/2020	<0.005	
9/15/2020	<0.005	
3/16/2021	<0.005	
8/18/2021	<0.005	
2/22/2022	<0.005	
8/2/2022	<0.005	
2/6/2023	<0.005	
8/1/2023	<0.005	
2/6/2024		<0.005
8/13/2024		<0.005

ND substitution: RL or RL/2 if <15% NDs.

Prediction Limit

Constituent: Selenium (mg/L) Analysis Run 9/30/2024 1:35 PM View: Appendix I - Intrawell

Plant McIntosh Client: Southern Company Data: McIntosh LF4 CCR

	GWA-14	GWA-14
12/7/2015	<0.005	
12/15/2015	<0.005	
12/29/2015	<0.005	
1/13/2016	<0.005	
1/25/2016	<0.005	
4/20/2016	<0.005	
6/14/2016	<0.005	
8/9/2016	<0.005	
9/27/2016	<0.005	
11/15/2016	<0.005	
1/11/2017	<0.005	
2/28/2017	<0.005	
4/20/2017	<0.005	
7/19/2017	<0.005	
1/11/2018	<0.005	
7/11/2018	<0.005	
1/29/2019	<0.005	
3/26/2019	<0.005	
9/10/2019	<0.005	
4/1/2020	<0.005	
9/15/2020	<0.005	
3/16/2021	<0.005	
8/17/2021	<0.005	
2/22/2022	<0.005	
8/2/2022	<0.005	
2/7/2023	<0.005	
8/2/2023	<0.005	
2/6/2024		<0.005
8/13/2024		<0.005

ND substitution: RL or RL/2 if <15% NDs.

Prediction Limit

Constituent: Selenium (mg/L) Analysis Run 9/30/2024 1:35 PM View: Appendix I - Intrawell

Plant McIntosh Client: Southern Company Data: McIntosh LF4 CCR

	GWA-15	GWA-15
12/7/2015	<0.005	
12/15/2015	<0.005	
12/28/2015	<0.005	
1/13/2016	<0.005	
1/25/2016	<0.005	
4/21/2016	<0.005	
6/15/2016	<0.005	
8/9/2016	<0.005	
9/27/2016	<0.005	
11/15/2016	<0.005	
1/11/2017	<0.005	
2/28/2017	<0.005	
4/20/2017	<0.005	
7/19/2017	0.00071 (J)	
1/11/2018	<0.005	
7/11/2018	<0.005	
1/29/2019	<0.005	
3/26/2019	<0.005	
9/11/2019	<0.005	
4/1/2020	<0.005	
9/15/2020	<0.005	
3/17/2021	<0.005	
8/19/2021	<0.005	
2/22/2022	<0.005	
8/2/2022	<0.005	
2/7/2023	<0.005	
8/1/2023	<0.005	
2/6/2024		<0.005
8/13/2024		<0.005

ND substitution: RL or RL/2 if <15% NDs.

Prediction Limit

Constituent: Selenium (mg/L) Analysis Run 9/30/2024 1:35 PM View: Appendix I - Intrawell

Plant McIntosh Client: Southern Company Data: McIntosh LF4 CCR

	GWA-16	GWA-16
12/7/2015	<0.005	
12/14/2015	<0.005	
12/28/2015	<0.005	
1/13/2016	<0.005	
1/25/2016	<0.005	
4/20/2016	<0.005	
6/15/2016	<0.005	
8/9/2016	<0.005	
9/27/2016	<0.005	
11/15/2016	<0.005	
1/11/2017	<0.005	
3/1/2017	<0.005	
4/20/2017	<0.005	
7/19/2017	0.00025 (J)	
1/11/2018	<0.005	
7/11/2018	<0.005	
1/29/2019	<0.005	
3/26/2019	<0.005	
9/10/2019	<0.005	
4/1/2020	<0.005	
9/15/2020	<0.005	
3/16/2021	<0.005	
8/17/2021	<0.005	
2/22/2022	<0.005	
8/2/2022	<0.005	
2/7/2023	<0.005	
8/1/2023	<0.005	
2/6/2024		<0.005
8/13/2024		<0.005

ND substitution: RL or RL/2 if <15% NDs.

Prediction Limit

Constituent: Selenium (mg/L) Analysis Run 9/30/2024 1:35 PM View: Appendix I - Intrawell

Plant McIntosh Client: Southern Company Data: McIntosh LF4 CCR

	GWA-2	GWA-2
8/25/2004	<0.005	
9/11/2004	<0.005	
9/26/2004	<0.005	
10/13/2004	<0.005	
7/11/2005	<0.005	
12/7/2005	<0.005	
6/22/2006	<0.005	
11/28/2006	<0.005	
7/6/2007	<0.005	
12/13/2007	<0.005	
6/20/2008	<0.005	
12/7/2008	<0.005	
7/9/2009	<0.005	
12/28/2009	<0.005	
6/22/2010	<0.005	
1/4/2011	<0.005	
7/9/2011	<0.005	
1/21/2012	<0.005	
7/11/2012	<0.005	
1/20/2013	<0.005	
7/19/2013	<0.005	
1/15/2014	<0.005	
7/11/2014	<0.005	
1/16/2015	<0.005	
6/20/2015	<0.005	
1/16/2016	<0.005	
4/19/2016	<0.005	
6/14/2016	<0.005	
8/9/2016	<0.005	
9/26/2016	<0.005	
11/15/2016	<0.005	
1/10/2017	<0.005	
2/28/2017	<0.005	
4/19/2017	0.00065 (J)	
7/17/2017	0.00047 (J)	
1/10/2018	0.00052 (J)	
7/11/2018	<0.005	
1/29/2019	<0.005	
3/27/2019	<0.005	
9/11/2019	<0.005	
4/1/2020	<0.005	
9/15/2020	<0.005	
3/16/2021	<0.005	
8/17/2021	<0.005	
2/22/2022	<0.005	
8/2/2022	<0.005	
2/7/2023	<0.005	
8/1/2023	<0.005	
2/6/2024		<0.005
8/15/2024		<0.005

ND substitution: RL or RL/2 if <15% NDs.

Prediction Limit

Constituent: Selenium (mg/L) Analysis Run 9/30/2024 1:35 PM View: Appendix I - Intrawell

Plant McIntosh Client: Southern Company Data: McIntosh LF4 CCR

	GWA-3	GWA-3
8/25/2004	<0.005	
9/11/2004	<0.005	
9/26/2004	<0.005	
10/13/2004	<0.005	
7/11/2005	<0.005	
12/7/2005	<0.005	
6/22/2006	<0.005	
11/28/2006	<0.005	
7/6/2007	<0.005	
12/13/2007	<0.005	
6/20/2008	<0.005	
12/7/2008	<0.005	
7/9/2009	<0.005	
12/28/2009	<0.005	
6/22/2010	<0.005	
1/5/2011	<0.005	
7/9/2011	<0.005	
1/20/2012	<0.005	
7/11/2012	<0.005	
1/19/2013	<0.005	
7/18/2013	<0.005	
1/15/2014	<0.005	
7/11/2014	<0.005	
1/15/2015	<0.005	
6/19/2015	<0.005	
1/16/2016	<0.005	
4/19/2016	<0.005	
6/14/2016	<0.005	
8/9/2016	<0.005	
9/27/2016	0.00045 (J)	
11/14/2016	<0.005	
1/10/2017	<0.005	
2/28/2017	0.0027	
4/19/2017	0.002	
7/18/2017	0.0017	
1/10/2018	0.00079 (J)	
7/11/2018	<0.005	
1/29/2019	<0.005	
3/27/2019	<0.005	
9/11/2019	<0.005	
4/1/2020	<0.005	
9/15/2020	<0.005	
3/16/2021	<0.005	
8/17/2021	<0.005	
2/22/2022	<0.005	
8/2/2022	<0.005	
2/7/2023	<0.005	
8/2/2023	<0.005	
2/6/2024		<0.005
8/13/2024		<0.005

ND substitution: RL or RL/2 if <15% NDs.

Prediction Limit

Constituent: Selenium (mg/L) Analysis Run 9/30/2024 1:35 PM View: Appendix I - Intrawell

Plant McIntosh Client: Southern Company Data: McIntosh LF4 CCR

	GWA-4A	GWA-4A
8/25/2004	<0.005	
9/11/2004	<0.005	
9/26/2004	<0.005	
10/13/2004	<0.005	
7/11/2005	<0.005	
12/7/2005	<0.005	
6/22/2006	<0.005	
11/28/2006	<0.005	
7/6/2007	<0.005	
12/13/2007	<0.005	
6/20/2008	<0.005	
12/7/2008	<0.005	
7/9/2009	<0.005	
12/30/2009	<0.005	
6/22/2010	<0.005	
1/4/2011	<0.005	
7/10/2011	<0.005	
1/21/2012	<0.005	
7/11/2012	<0.005	
1/20/2013	<0.005	
7/19/2013	<0.005	
1/16/2014	<0.005	
7/10/2014	<0.005	
1/16/2015	<0.005	
6/20/2015	<0.005	
1/14/2016	<0.005	
4/20/2016	<0.005	
6/14/2016	<0.005	
8/11/2016	<0.005	
9/27/2016	<0.005	
11/14/2016	<0.005	
1/10/2017	<0.005	
2/28/2017	0.0024	
4/20/2017	<0.005	
7/18/2017	0.00026 (J)	
1/10/2018	0.00069 (J)	
7/11/2018	<0.005	
1/29/2019	<0.005	
3/26/2019	<0.005	
9/10/2019	<0.005	
3/31/2020	<0.005	
9/16/2020	<0.005	
3/17/2021	<0.005	
8/19/2021	<0.005	
2/23/2022	<0.005	
8/3/2022	<0.005	
2/7/2023	<0.005	
8/1/2023	<0.005	
2/6/2024		<0.005
8/13/2024		<0.005

ND substitution: RL or RL/2 if <15% NDs.

Prediction Limit

Constituent: Selenium (mg/L) Analysis Run 9/30/2024 1:35 PM View: Appendix I - Intrawell

Plant McIntosh Client: Southern Company Data: McIntosh LF4 CCR

	GWA-5	GWA-5
8/25/2004	<0.005	
9/11/2004	<0.005	
9/26/2004	<0.005	
10/13/2004	<0.005	
7/11/2005	<0.005	
12/7/2005	<0.005	
6/22/2006	<0.005	
11/28/2006	<0.005	
7/6/2007	<0.005	
12/13/2007	<0.005	
6/20/2008	<0.005	
12/7/2008	<0.005	
7/9/2009	<0.005	
12/29/2009	<0.005	
6/22/2010	<0.005	
1/4/2011	<0.005	
7/9/2011	<0.005	
1/21/2012	<0.005	
7/11/2012	<0.005	
1/19/2013	<0.005	
7/18/2013	<0.005	
1/15/2014	<0.005	
7/10/2014	<0.005	
1/15/2015	<0.005	
6/19/2015	<0.005	
1/14/2016	<0.005	
4/20/2016	<0.005	
6/14/2016	<0.005	
8/9/2016	<0.005	
9/27/2016	<0.005	
11/15/2016	<0.005	
1/11/2017	<0.005	
1/19/2017	0.0006 (J)	
1/24/2017	0.025 (o)	
2/28/2017	<0.005	
4/20/2017	<0.005	
7/18/2017	<0.005	
1/10/2018	<0.005	
7/11/2018	<0.005	
1/29/2019	<0.005	
3/26/2019	<0.005	
9/10/2019	<0.005	
3/31/2020	<0.005	
9/15/2020	<0.005	
3/17/2021	<0.005	
8/19/2021	<0.005	
2/22/2022	<0.005	
8/2/2022	<0.005	
2/7/2023	<0.005	
8/1/2023	<0.005	
2/6/2024		<0.005
8/13/2024		<0.005

ND substitution: RL or RL/2 if <15% NDs.

Prediction Limit

Constituent: Selenium (mg/L) Analysis Run 9/30/2024 1:35 PM View: Appendix I - Intrawell

Plant McIntosh Client: Southern Company Data: McIntosh LF4 CCR

	GWC-1	GWC-1
8/25/2004	<0.005	
9/11/2004	<0.005	
9/26/2004	<0.005	
7/11/2005	<0.005	
12/7/2005	<0.005	
6/22/2006	<0.005	
11/28/2006	<0.005	
7/6/2007	<0.005	
12/13/2007	<0.005	
6/20/2008	<0.005	
12/7/2008	<0.005	
7/9/2009	<0.005	
12/28/2009	<0.005	
6/22/2010	<0.005	
1/4/2011	<0.005	
7/9/2011	<0.005	
1/21/2012	<0.005	
7/11/2012	<0.005	
1/20/2013	<0.005	
7/19/2013	<0.005	
1/15/2014	<0.005	
7/11/2014	<0.005	
1/16/2015	<0.005	
6/20/2015	<0.005	
1/16/2016	<0.005	
4/20/2016	<0.005	
6/15/2016	<0.005	
8/10/2016	<0.005	
9/27/2016	<0.005	
11/15/2016	<0.005	
1/12/2017	0.00035 (J)	
1/23/2017	<0.005	
3/1/2017	<0.005	
4/20/2017	<0.005	
7/19/2017	0.00026 (J)	
1/11/2018	<0.005	
7/12/2018	<0.005	
1/30/2019	<0.005	
3/27/2019	<0.005	
9/11/2019	<0.005	
4/1/2020	<0.005	
9/15/2020	<0.005	
3/16/2021	<0.005	
8/18/2021	<0.005	
2/23/2022	<0.005	
8/3/2022	<0.005	
2/7/2023	<0.005	
8/2/2023	<0.005	
2/7/2024		<0.005
8/14/2024		<0.005

ND substitution: RL or RL/2 if <15% NDs.

Prediction Limit

Constituent: Selenium (mg/L) Analysis Run 9/30/2024 1:35 PM View: Appendix I - Intrawell

Plant McIntosh Client: Southern Company Data: McIntosh LF4 CCR

	GWC-10	GWC-10
8/25/2004	<0.005	
9/11/2004	<0.005	
9/26/2004	<0.005	
10/13/2004	<0.005	
7/11/2005	<0.005	
12/7/2005	<0.005	
6/22/2006	<0.005	
11/28/2006	<0.005	
7/6/2007	<0.005	
12/13/2007	<0.005	
6/20/2008	<0.005	
12/7/2008	<0.005	
7/10/2009	<0.005	
12/29/2009	<0.005	
6/22/2010	<0.005	
1/4/2011	<0.005	
7/10/2011	<0.005	
1/21/2012	<0.005	
7/11/2012	<0.005	
1/20/2013	<0.005	
7/19/2013	<0.005	
1/16/2014	<0.005	
7/10/2014	<0.005	
1/16/2015	<0.005	
6/20/2015	<0.005	
1/16/2016	<0.005	
4/21/2016	<0.005	
6/16/2016	<0.005	
8/10/2016	0.00026 (J)	
9/27/2016	0.00024 (J)	
11/15/2016	<0.005	
1/12/2017	<0.005	
3/1/2017	<0.005	
4/24/2017	<0.005	
7/24/2017	<0.005	
1/11/2018	<0.005	
7/12/2018	<0.005	
1/30/2019	<0.005	
3/27/2019	<0.005	
9/11/2019	<0.005	
4/1/2020	<0.005	
9/15/2020	<0.005	
3/16/2021	<0.005	
8/18/2021	<0.005	
2/23/2022	<0.005	
8/3/2022	<0.005	
2/8/2023	<0.005	
8/2/2023	<0.005	
2/7/2024		<0.005
8/14/2024		<0.005

ND substitution: RL or RL/2 if <15% NDs.

Prediction Limit

Constituent: Selenium (mg/L) Analysis Run 9/30/2024 1:35 PM View: Appendix I - Intrawell

Plant McIntosh Client: Southern Company Data: McIntosh LF4 CCR

	GWC-11	GWC-11
8/25/2004	<0.005	
9/11/2004	<0.005	
9/26/2004	<0.005	
10/13/2004	<0.005	
7/11/2005	<0.005	
12/7/2005	<0.005	
6/22/2006	<0.005	
11/28/2006	<0.005	
7/6/2007	<0.005	
12/13/2007	<0.005	
6/20/2008	<0.005	
12/7/2008	<0.005	
7/10/2009	<0.005	
12/29/2009	<0.005	
6/22/2010	<0.005	
1/5/2011	<0.005	
7/9/2011	<0.005	
1/21/2012	<0.005	
7/11/2012	<0.005	
1/19/2013	<0.005	
7/19/2013	<0.005	
1/15/2014	<0.005	
7/11/2014	<0.005	
1/16/2015	<0.005	
6/20/2015	<0.005	
1/14/2016	<0.005	
4/20/2016	<0.005	
6/15/2016	0.00052 (J)	
8/10/2016	0.00053 (J)	
9/27/2016	0.00047 (J)	
11/15/2016	<0.005	
1/12/2017	0.00025 (J)	
3/1/2017	<0.005	
4/24/2017	<0.005	
7/24/2017	0.00032 (J)	
1/11/2018	<0.005	
7/12/2018	0.00025 (J)	
1/30/2019	<0.005	
3/27/2019	<0.005	
9/11/2019	<0.005	
4/2/2020	<0.005	
9/15/2020	<0.005	
3/17/2021	<0.005	
8/18/2021	<0.005	
2/23/2022	<0.005	
8/2/2022	<0.005	
2/8/2023	<0.005	
8/2/2023	<0.005	
2/7/2024		<0.005
8/14/2024		<0.005

ND substitution: RL or RL/2 if <15% NDs.

Prediction Limit

Constituent: Selenium (mg/L) Analysis Run 9/30/2024 1:35 PM View: Appendix I - Intrawell

Plant McIntosh Client: Southern Company Data: McIntosh LF4 CCR

	GWC-17	GWC-17
12/8/2015	<0.005	
12/14/2015	<0.005	
12/28/2015	<0.005	
1/13/2016	<0.005	
1/26/2016	<0.005	
4/20/2016	<0.005	
6/15/2016	<0.005	
8/9/2016	<0.005	
9/27/2016	<0.005	
11/15/2016	<0.005	
1/11/2017	<0.005	
3/1/2017	<0.005	
4/20/2017	<0.005	
7/19/2017	<0.005	
1/11/2018	<0.005	
7/11/2018	<0.005	
1/29/2019	<0.005	
3/27/2019	<0.005	
9/11/2019	<0.005	
4/1/2020	<0.005	
9/15/2020	<0.005	
3/16/2021	<0.005	
8/19/2021	<0.005	
2/22/2022	<0.005	
8/2/2022	<0.005	
2/8/2023	<0.005	
8/2/2023	<0.005	
2/6/2024		<0.005
8/13/2024		<0.005

ND substitution: RL or RL/2 if <15% NDs.

Prediction Limit

Constituent: Selenium (mg/L) Analysis Run 9/30/2024 1:35 PM View: Appendix I - Intrawell

Plant McIntosh Client: Southern Company Data: McIntosh LF4 CCR

	GWC-18	GWC-18
12/8/2015	<0.005	
12/14/2015	<0.005	
12/28/2015	<0.005	
1/14/2016	<0.005	
1/26/2016	<0.005	
4/19/2016	<0.005	
6/16/2016	<0.005	
8/11/2016	<0.005	
9/28/2016	<0.005	
11/16/2016	<0.005	
1/11/2017	<0.005	
3/1/2017	<0.005	
4/25/2017	<0.005	
7/25/2017	<0.005	
1/12/2018	<0.005	
7/11/2018	0.00044 (J)	
1/30/2019	<0.005	
3/27/2019	<0.005	
9/11/2019	<0.005	
4/1/2020	<0.005	
9/15/2020	<0.005	
3/17/2021	<0.005	
8/19/2021	<0.005	
2/23/2022	<0.005	
8/2/2022	<0.005	
2/7/2023	<0.005	
8/2/2023	<0.005	
2/7/2024		<0.005
8/14/2024		<0.005

ND substitution: RL or RL/2 if <15% NDs.

Prediction Limit

Constituent: Selenium (mg/L) Analysis Run 9/30/2024 1:35 PM View: Appendix I - Intrawell

Plant McIntosh Client: Southern Company Data: McIntosh LF4 CCR

	GWC-19	GWC-19
12/8/2015	<0.005	
12/15/2015	<0.005	
12/28/2015	<0.005	
1/14/2016	<0.005	
1/26/2016	<0.005	
4/19/2016	<0.005	
6/16/2016	<0.005	
8/10/2016	<0.005	
9/28/2016	<0.005	
11/15/2016	<0.005	
1/16/2017	<0.005	
3/1/2017	<0.005	
4/25/2017	0.00052 (J)	
7/25/2017	<0.005	
1/12/2018	<0.005	
7/11/2018	<0.005	
1/29/2019	<0.005	
3/27/2019	<0.005	
9/11/2019	<0.005	
4/1/2020	<0.005	
9/16/2020	<0.005	
3/16/2021	<0.005	
8/19/2021	<0.005	
2/23/2022	<0.005	
8/3/2022	<0.005	
2/8/2023	<0.005	
8/2/2023	<0.005	
2/7/2024		<0.005
8/14/2024		<0.005

ND substitution: RL or RL/2 if <15% NDs.

Prediction Limit

Constituent: Selenium (mg/L) Analysis Run 9/30/2024 1:35 PM View: Appendix I - Intrawell

Plant McIntosh Client: Southern Company Data: McIntosh LF4 CCR

	GWC-20	GWC-20
12/9/2015	<0.005	
12/14/2015	<0.005	
12/29/2015	<0.005	
1/14/2016	<0.005	
1/25/2016	<0.005	
4/21/2016	<0.005	
6/16/2016	<0.005	
8/10/2016	<0.005	
9/27/2016	<0.005	
11/15/2016	<0.005	
1/13/2017	<0.005	
3/1/2017	<0.005	
4/25/2017	0.0021	
7/25/2017	<0.005	
1/12/2018	<0.005	
7/11/2018	<0.005	
1/29/2019	<0.005	
3/27/2019	<0.005	
9/11/2019	<0.005	
4/1/2020	<0.005	
9/15/2020	<0.005	
3/16/2021	<0.005	
8/19/2021	<0.005	
2/22/2022	<0.005	
8/3/2022	<0.005	
2/8/2023	<0.005	
8/2/2023	<0.005	
2/7/2024		<0.005
8/14/2024		<0.005

ND substitution: RL or RL/2 if <15% NDs.

Prediction Limit

Constituent: Selenium (mg/L) Analysis Run 9/30/2024 1:35 PM View: Appendix I - Intrawell

Plant McIntosh Client: Southern Company Data: McIntosh LF4 CCR

	GWC-21	GWC-21
12/9/2015	<0.005	
12/14/2015	<0.005	
12/29/2015	<0.005	
1/14/2016	<0.005	
1/25/2016	<0.005	
4/21/2016	<0.005	
6/16/2016	<0.005	
8/10/2016	<0.005	
9/27/2016	0.00043 (J)	
11/15/2016	<0.005	
1/12/2017	<0.005	
3/1/2017	<0.005	
4/24/2017	<0.005	
7/25/2017	<0.005	
1/11/2018	<0.005	
7/11/2018	<0.005	
1/30/2019	<0.005	
3/27/2019	<0.005	
9/11/2019	<0.005	
4/1/2020	<0.005	
9/15/2020	<0.005	
3/17/2021	<0.005	
8/19/2021	<0.005	
2/23/2022	<0.005	
8/4/2022	<0.005	
2/8/2023	<0.005	
8/3/2023	<0.005	
2/7/2024		<0.005
8/14/2024		<0.005

ND substitution: RL or RL/2 if <15% NDs.

Prediction Limit

Constituent: Selenium (mg/L) Analysis Run 9/30/2024 1:35 PM View: Appendix I - Intrawell

Plant McIntosh Client: Southern Company Data: McIntosh LF4 CCR

	GWC-9	GWC-9
8/25/2004	<0.005	
9/11/2004	<0.005	
9/26/2004	<0.005	
10/13/2004	<0.005	
7/11/2005	0.0058	
12/7/2005	<0.005	
6/22/2006	<0.005	
11/28/2006	<0.005	
7/6/2007	<0.005	
12/13/2007	<0.005	
6/20/2008	<0.005	
12/7/2008	<0.005	
7/9/2009	<0.005	
12/29/2009	<0.005	
6/22/2010	<0.005	
1/5/2011	<0.005	
7/9/2011	<0.005	
1/21/2012	<0.005	
7/11/2012	<0.005	
1/19/2013	<0.005	
7/18/2013	<0.005	
1/15/2014	<0.005	
7/10/2014	<0.005	
1/16/2015	<0.005	
6/20/2015	<0.005	
1/14/2016	<0.005	
4/19/2016	<0.005	
6/15/2016	<0.005	
8/10/2016	<0.005	
9/27/2016	<0.005	
11/15/2016	<0.005	
1/13/2017	<0.005	
3/1/2017	<0.005	
4/24/2017	<0.005	
7/24/2017	<0.005	
1/12/2018	<0.005	
7/12/2018	<0.005	
1/30/2019	<0.005	
3/27/2019	<0.005	
9/11/2019	<0.005	
4/1/2020	<0.005	
9/16/2020	<0.005	
3/17/2021	<0.005	
8/19/2021	<0.005	
2/23/2022	<0.005	
8/3/2022	<0.005	
2/8/2023	<0.005	
8/2/2023	<0.005	
2/7/2024		<0.005
8/14/2024		<0.005

ND substitution: RL or RL/2 if <15% NDs.

Prediction Limit

Constituent: Silver (mg/L) Analysis Run 9/30/2024 1:35 PM View: Appendix I - Intrawell

Plant McIntosh Client: Southern Company Data: McIntosh LF4 CCR

	GWA-13	GWA-13
12/7/2015	<0.001	
12/15/2015	<0.001	
12/29/2015	<0.001	
1/13/2016	<0.001	
1/25/2016	<0.001	
6/14/2016	<0.001	
1/12/2017	<0.001	
7/18/2017	<0.001	
1/10/2018	<0.001	
7/11/2018	<0.001	
1/29/2019	<0.001	
3/26/2019	<0.001	
9/10/2019	<0.001	
3/31/2020	<0.001	
9/15/2020	<0.001	
3/16/2021	<0.001	
8/18/2021	<0.001	
2/22/2022	<0.001	
8/2/2022	<0.001	
2/6/2023	<0.001	
8/1/2023	<0.001	
2/6/2024		<0.001
8/13/2024		<0.001

ND substitution: RL or RL/2 if <15% NDs.

Prediction Limit

Constituent: Silver (mg/L) Analysis Run 9/30/2024 1:35 PM View: Appendix I - Intrawell

Plant McIntosh Client: Southern Company Data: McIntosh LF4 CCR

	GWA-14	GWA-14
12/7/2015	<0.001	
12/15/2015	<0.001	
12/29/2015	<0.001	
1/13/2016	<0.001	
1/25/2016	<0.001	
6/14/2016	<0.001	
1/11/2017	<0.001	
7/19/2017	<0.001	
1/11/2018	<0.001	
7/11/2018	<0.001	
1/29/2019	<0.001	
3/26/2019	<0.001	
9/10/2019	<0.001	
4/1/2020	<0.001	
9/15/2020	<0.001	
3/16/2021	<0.001	
8/17/2021	<0.001	
2/22/2022	<0.001	
8/2/2022	<0.001	
2/7/2023	<0.001	
8/2/2023	<0.001	
2/6/2024		<0.001
8/13/2024		<0.001

ND substitution: RL or RL/2 if <15% NDs.

Prediction Limit

Constituent: Silver (mg/L) Analysis Run 9/30/2024 1:35 PM View: Appendix I - Intrawell

Plant McIntosh Client: Southern Company Data: McIntosh LF4 CCR

	GWA-15	GWA-15
12/7/2015	<0.001	
12/15/2015	<0.001	
12/28/2015	<0.001	
1/13/2016	<0.001	
1/25/2016	<0.001	
6/15/2016	<0.001	
1/11/2017	<0.001	
7/19/2017	<0.001	
1/11/2018	<0.001	
7/11/2018	<0.001	
1/29/2019	<0.001	
3/26/2019	<0.001	
9/11/2019	<0.001	
4/1/2020	<0.001	
9/15/2020	<0.001	
3/17/2021	<0.001	
8/19/2021	<0.001	
2/22/2022	<0.001	
8/2/2022	<0.001	
2/7/2023	<0.001	
8/1/2023	<0.001	
2/6/2024		<0.001
8/13/2024		<0.001

ND substitution: RL or RL/2 if <15% NDs.

Prediction Limit

Constituent: Silver (mg/L) Analysis Run 9/30/2024 1:35 PM View: Appendix I - Intrawell

Plant McIntosh Client: Southern Company Data: McIntosh LF4 CCR

	GWA-16	GWA-16
12/7/2015	<0.001	
12/14/2015	<0.001	
12/28/2015	<0.001	
1/13/2016	<0.001	
1/25/2016	<0.001	
6/15/2016	<0.001	
1/11/2017	<0.001	
7/19/2017	<0.001	
1/11/2018	<0.001	
7/11/2018	<0.001	
1/29/2019	<0.001	
3/26/2019	<0.001	
9/10/2019	<0.001	
4/1/2020	<0.001	
9/15/2020	<0.001	
3/16/2021	<0.001	
8/17/2021	<0.001	
2/22/2022	<0.001	
8/2/2022	<0.001	
2/7/2023	<0.001	
8/1/2023	<0.001	
2/6/2024		<0.001
8/13/2024		<0.001

ND substitution: RL or RL/2 if <15% NDs.

Prediction Limit

Constituent: Silver (mg/L) Analysis Run 9/30/2024 1:35 PM View: Appendix I - Intrawell

Plant McIntosh Client: Southern Company Data: McIntosh LF4 CCR

	GWA-2	GWA-2
8/25/2004	<0.001	
9/11/2004	<0.001	
9/26/2004	<0.001	
10/13/2004	<0.001	
7/11/2005	<0.001	
12/7/2005	<0.001	
6/22/2006	<0.001	
11/28/2006	<0.001	
7/6/2007	<0.001	
12/13/2007	<0.001	
6/20/2008	<0.001	
12/7/2008	<0.001	
7/9/2009	<0.001	
12/28/2009	<0.001	
6/22/2010	<0.001	
1/4/2011	<0.001	
7/9/2011	<0.001	
1/21/2012	<0.001	
7/11/2012	<0.001	
1/20/2013	<0.001	
7/19/2013	<0.001	
1/15/2014	<0.001	
7/11/2014	<0.001	
1/16/2015	<0.001	
6/20/2015	<0.001	
1/16/2016	<0.001	
6/14/2016	<0.001	
1/10/2017	<0.001	
7/17/2017	<0.001	
1/10/2018	<0.001	
7/11/2018	<0.001	
1/29/2019	<0.001	
3/27/2019	<0.001	
9/11/2019	<0.001	
4/1/2020	<0.001	
9/15/2020	<0.001	
3/16/2021	<0.001	
8/17/2021	<0.001	
2/22/2022	<0.001	
8/2/2022	<0.001	
2/7/2023	<0.001	
8/1/2023	<0.001	
2/6/2024		<0.001
8/15/2024		<0.001

ND substitution: RL or RL/2 if <15% NDs.

Prediction Limit

Constituent: Silver (mg/L) Analysis Run 9/30/2024 1:35 PM View: Appendix I - Intrawell

Plant McIntosh Client: Southern Company Data: McIntosh LF4 CCR

	GWA-3	GWA-3
8/25/2004	<0.001	
9/11/2004	<0.001	
9/26/2004	<0.001	
10/13/2004	<0.001	
7/11/2005	<0.001	
12/7/2005	<0.001	
6/22/2006	<0.001	
11/28/2006	<0.001	
7/6/2007	<0.001	
12/13/2007	<0.001	
6/20/2008	<0.001	
12/7/2008	<0.001	
7/9/2009	<0.001	
12/28/2009	<0.001	
6/22/2010	<0.001	
1/5/2011	<0.001	
7/9/2011	<0.001	
1/20/2012	<0.001	
7/11/2012	<0.001	
1/19/2013	<0.001	
7/18/2013	<0.001	
1/15/2014	<0.001	
7/11/2014	<0.001	
1/15/2015	<0.001	
6/19/2015	<0.001	
1/16/2016	<0.001	
6/14/2016	<0.001	
1/10/2017	<0.001	
7/18/2017	<0.001	
1/10/2018	<0.001	
7/11/2018	<0.001	
1/29/2019	<0.001	
3/27/2019	<0.001	
9/11/2019	<0.001	
4/1/2020	<0.001	
9/15/2020	<0.001	
3/16/2021	<0.001	
8/17/2021	<0.001	
2/22/2022	<0.001	
8/2/2022	<0.001	
2/7/2023	<0.001	
8/2/2023	<0.001	
2/6/2024		<0.001
8/13/2024		<0.001

ND substitution: RL or RL/2 if <15% NDs.

Prediction Limit

Constituent: Silver (mg/L) Analysis Run 9/30/2024 1:35 PM View: Appendix I - Intrawell

Plant McIntosh Client: Southern Company Data: McIntosh LF4 CCR

	GWA-4A	GWA-4A
8/25/2004	<0.001	
9/11/2004	<0.001	
9/26/2004	<0.001	
10/13/2004	<0.001	
7/11/2005	<0.001	
12/7/2005	<0.001	
6/22/2006	<0.001	
11/28/2006	<0.001	
7/6/2007	<0.001	
12/13/2007	<0.001	
6/20/2008	<0.001	
12/7/2008	<0.001	
7/9/2009	<0.001	
12/30/2009	<0.001	
6/22/2010	<0.001	
1/4/2011	<0.001	
7/10/2011	<0.001	
1/21/2012	<0.001	
7/11/2012	<0.001	
1/20/2013	<0.001	
7/19/2013	<0.001	
1/16/2014	<0.001	
7/10/2014	<0.001	
1/16/2015	<0.001	
6/20/2015	<0.001	
1/14/2016	<0.001	
6/14/2016	<0.001	
1/10/2017	<0.001	
7/18/2017	<0.001	
1/10/2018	<0.001	
7/11/2018	<0.001	
1/29/2019	<0.001	
3/26/2019	<0.001	
9/10/2019	<0.001	
3/31/2020	<0.001	
9/16/2020	<0.001	
3/17/2021	<0.001	
8/19/2021	<0.001	
2/23/2022	<0.001	
8/3/2022	<0.001	
2/7/2023	<0.001	
8/1/2023	<0.001	
2/6/2024		<0.001
8/13/2024		<0.001

ND substitution: RL or RL/2 if <15% NDs.

Prediction Limit

Constituent: Silver (mg/L) Analysis Run 9/30/2024 1:35 PM View: Appendix I - Intrawell

Plant McIntosh Client: Southern Company Data: McIntosh LF4 CCR

	GWA-5	GWA-5
8/25/2004	<0.001	
9/11/2004	<0.001	
9/26/2004	<0.001	
10/13/2004	<0.001	
7/11/2005	<0.001	
12/7/2005	<0.001	
6/22/2006	<0.001	
11/28/2006	<0.001	
7/6/2007	<0.001	
12/13/2007	<0.001	
6/20/2008	<0.001	
12/7/2008	<0.001	
7/9/2009	<0.001	
12/29/2009	<0.001	
6/22/2010	<0.001	
1/4/2011	<0.001	
7/9/2011	<0.001	
1/21/2012	<0.001	
7/11/2012	<0.001	
1/19/2013	<0.001	
7/18/2013	<0.001	
1/15/2014	<0.001	
7/10/2014	<0.001	
1/15/2015	<0.001	
6/19/2015	<0.001	
1/14/2016	<0.001	
6/14/2016	<0.001	
1/11/2017	<0.001	
7/18/2017	<0.001	
1/10/2018	<0.001	
7/11/2018	<0.001	
1/29/2019	<0.001	
3/26/2019	<0.001	
9/10/2019	<0.001	
3/31/2020	<0.001	
9/15/2020	<0.001	
3/17/2021	<0.001	
8/19/2021	<0.001	
2/22/2022	<0.001	
8/2/2022	<0.001	
2/7/2023	<0.001	
8/1/2023	<0.001	
2/6/2024		<0.001
8/13/2024		<0.001

ND substitution: RL or RL/2 if <15% NDs.

Prediction Limit

Constituent: Silver (mg/L) Analysis Run 9/30/2024 1:35 PM View: Appendix I - Intrawell

Plant McIntosh Client: Southern Company Data: McIntosh LF4 CCR

	GWC-11	GWC-11
8/25/2004	<0.001	
9/11/2004	<0.001	
9/26/2004	<0.001	
10/13/2004	<0.001	
7/11/2005	<0.001	
12/7/2005	<0.001	
6/22/2006	<0.001	
11/28/2006	<0.001	
7/6/2007	<0.001	
12/13/2007	<0.001	
6/20/2008	<0.001	
12/7/2008	<0.001	
7/10/2009	<0.001	
12/29/2009	<0.001	
6/22/2010	<0.001	
1/5/2011	<0.001	
7/9/2011	<0.001	
1/21/2012	<0.001	
7/11/2012	<0.001	
1/19/2013	<0.001	
7/19/2013	<0.001	
1/15/2014	<0.001	
7/11/2014	0.00061 (J)	
1/16/2015	<0.001	
6/20/2015	<0.001	
1/14/2016	<0.001	
6/15/2016	<0.001	
1/12/2017	<0.001	
7/24/2017	<0.001	
1/11/2018	<0.001	
7/12/2018	<0.001	
1/30/2019	<0.001	
3/27/2019	<0.001	
9/11/2019	<0.001	
4/2/2020	<0.001	
9/15/2020	<0.001	
3/17/2021	<0.001	
8/18/2021	<0.001	
2/23/2022	<0.001	
8/2/2022	<0.001	
2/8/2023	<0.001	
8/2/2023	<0.001	
2/7/2024		<0.001
8/14/2024		<0.001

ND substitution: RL or RL/2 if <15% NDs.

Prediction Limit

Constituent: Silver (mg/L) Analysis Run 9/30/2024 1:35 PM View: Appendix I - Intrawell

Plant McIntosh Client: Southern Company Data: McIntosh LF4 CCR

	GWC-17	GWC-17
12/8/2015	<0.001	
12/14/2015	<0.001	
12/28/2015	<0.001	
1/13/2016	<0.001	
1/26/2016	<0.001	
6/15/2016	<0.001	
1/11/2017	<0.001	
7/19/2017	<0.001	
1/11/2018	<0.001	
7/11/2018	<0.001	
1/29/2019	<0.001	
3/27/2019	<0.001	
9/11/2019	<0.001	
4/1/2020	<0.001	
9/15/2020	<0.001	
3/16/2021	<0.001	
8/19/2021	<0.001	
2/22/2022	<0.001	
8/2/2022	<0.001	
2/8/2023	<0.001	
8/2/2023	<0.001	
2/6/2024		<0.001
8/13/2024		<0.001

ND substitution: RL or RL/2 if <15% NDs.

Prediction Limit

Constituent: Silver (mg/L) Analysis Run 9/30/2024 1:35 PM View: Appendix I - Intrawell

Plant McIntosh Client: Southern Company Data: McIntosh LF4 CCR

	GWC-18	GWC-18
12/8/2015	<0.001	
12/14/2015	<0.001	
12/28/2015	<0.001	
1/14/2016	<0.001	
1/26/2016	<0.001	
6/16/2016	<0.001	
1/11/2017	<0.001	
7/25/2017	<0.001	
1/12/2018	<0.001	
7/11/2018	<0.001	
1/30/2019	<0.001	
3/27/2019	<0.001	
9/11/2019	<0.001	
4/1/2020	<0.001	
9/15/2020	<0.001	
3/17/2021	<0.001	
8/19/2021	<0.001	
2/23/2022	<0.001	
8/2/2022	<0.001	
2/7/2023	<0.001	
8/2/2023	<0.001	
2/7/2024		<0.001
8/14/2024		<0.001

ND substitution: RL or RL/2 if <15% NDs.

Prediction Limit

Constituent: Thallium (mg/L) Analysis Run 9/30/2024 1:35 PM View: Appendix I - Intrawell

Plant McIntosh Client: Southern Company Data: McIntosh LF4 CCR

	GWA-13	GWA-13
12/7/2015	<0.001	
12/15/2015	<0.001	
12/29/2015	0.0001 (J)	
1/13/2016	6E-05 (J)	
1/25/2016	<0.001	
4/20/2016	<0.001	
6/14/2016	<0.001	
8/9/2016	<0.001	
9/27/2016	<0.001	
11/15/2016	<0.001	
1/12/2017	<0.001	
2/28/2017	<0.001	
4/20/2017	<0.001	
7/18/2017	<0.001	
1/10/2018	<0.001	
7/11/2018	<0.001	
1/29/2019	<0.001	
3/26/2019	<0.001	
9/10/2019	0.00057 (J)	
3/31/2020	<0.001	
9/15/2020	<0.001	
3/16/2021	<0.001	
8/18/2021	0.00016 (J)	
2/22/2022	<0.001	
8/2/2022	<0.001	
2/6/2023	<0.001	
8/1/2023	<0.001	
2/6/2024		<0.001
8/13/2024		<0.001

ND substitution: RL or RL/2 if <15% NDs.

Prediction Limit

Constituent: Thallium (mg/L) Analysis Run 9/30/2024 1:35 PM View: Appendix I - Intrawell

Plant McIntosh Client: Southern Company Data: McIntosh LF4 CCR

	GWA-14	GWA-14
12/7/2015	<0.001	
12/15/2015	<0.001	
12/29/2015	<0.001	
1/13/2016	7.9E-05 (J)	
1/25/2016	<0.001	
4/20/2016	<0.001	
6/14/2016	<0.001	
8/9/2016	<0.001	
9/27/2016	<0.001	
11/15/2016	<0.001	
1/11/2017	<0.001	
2/28/2017	<0.001	
4/20/2017	<0.001	
7/19/2017	<0.001	
1/11/2018	<0.001	
7/11/2018	<0.001	
1/29/2019	<0.001	
3/26/2019	<0.001	
9/10/2019	0.00021 (J)	
4/1/2020	0.00018 (J)	
9/15/2020	<0.001	
3/16/2021	<0.001	
8/17/2021	0.0006 (J)	
2/22/2022	<0.001	
8/2/2022	<0.001	
2/7/2023	<0.001	
8/2/2023	<0.001	
2/6/2024		<0.001
8/13/2024		<0.001

ND substitution: RL or RL/2 if <15% NDs.

Prediction Limit

Constituent: Thallium (mg/L) Analysis Run 9/30/2024 1:35 PM View: Appendix I - Intrawell

Plant McIntosh Client: Southern Company Data: McIntosh LF4 CCR

	GWA-15	GWA-15
12/7/2015	<0.001	
12/15/2015	<0.001	
12/28/2015	<0.001	
1/13/2016	<0.001	
1/25/2016	<0.001	
4/21/2016	<0.001	
6/15/2016	<0.001	
8/9/2016	<0.001	
9/27/2016	<0.001	
11/15/2016	<0.001	
1/11/2017	<0.001	
2/28/2017	<0.001	
4/20/2017	<0.001	
7/19/2017	<0.001	
1/11/2018	<0.001	
7/11/2018	<0.001	
1/29/2019	<0.001	
3/26/2019	<0.001	
9/11/2019	<0.001	
4/1/2020	<0.001	
9/15/2020	<0.001	
3/17/2021	<0.001	
8/19/2021	<0.001	
2/22/2022	<0.001	
8/2/2022	<0.001	
2/7/2023	<0.001	
8/1/2023	<0.001	
2/6/2024		<0.001
8/13/2024		<0.001

ND substitution: RL or RL/2 if <15% NDs.

Prediction Limit

Constituent: Thallium (mg/L) Analysis Run 9/30/2024 1:35 PM View: Appendix I - Intrawell

Plant McIntosh Client: Southern Company Data: McIntosh LF4 CCR

	GWA-16	GWA-16
12/7/2015	<0.001	
12/14/2015	<0.001	
12/28/2015	<0.001	
1/13/2016	<0.001	
1/25/2016	<0.001	
4/20/2016	<0.001	
6/15/2016	<0.001	
8/9/2016	<0.001	
9/27/2016	<0.001	
11/15/2016	<0.001	
1/11/2017	<0.001	
3/1/2017	<0.001	
4/20/2017	<0.001	
7/19/2017	<0.001	
1/11/2018	<0.001	
7/11/2018	<0.001	
1/29/2019	<0.001	
3/26/2019	<0.001	
9/10/2019	0.0002 (J)	
4/1/2020	<0.001	
9/15/2020	<0.001	
3/16/2021	<0.001	
8/17/2021	0.00025 (J)	
2/22/2022	<0.001	
8/2/2022	<0.001	
2/7/2023	<0.001	
8/1/2023	<0.001	
2/6/2024		<0.001
8/13/2024		<0.001

ND substitution: RL or RL/2 if <15% NDs.

Prediction Limit

Constituent: Thallium (mg/L) Analysis Run 9/30/2024 1:35 PM View: Appendix I - Intrawell

Plant McIntosh Client: Southern Company Data: McIntosh LF4 CCR

	GWA-2	GWA-2
8/25/2004	<0.001	
9/11/2004	<0.001	
9/26/2004	<0.001	
10/13/2004	<0.001	
7/11/2005	<0.001	
12/7/2005	<0.001	
6/22/2006	<0.001	
11/28/2006	<0.001	
7/6/2007	<0.001	
12/13/2007	<0.001	
6/20/2008	<0.001	
12/7/2008	<0.001	
7/9/2009	<0.001	
12/28/2009	<0.001	
6/22/2010	<0.001	
1/4/2011	<0.001	
7/9/2011	<0.001	
1/21/2012	<0.001	
7/11/2012	<0.001	
1/20/2013	<0.001	
7/19/2013	<0.001	
1/15/2014	<0.001	
6/20/2015	<0.001	
1/16/2016	<0.001	
4/19/2016	<0.001	
6/14/2016	<0.001	
8/9/2016	<0.001	
9/26/2016	<0.001	
11/15/2016	<0.001	
1/10/2017	<0.001	
2/28/2017	<0.001	
4/19/2017	<0.001	
7/17/2017	<0.001	
1/10/2018	<0.001	
7/11/2018	<0.001	
1/29/2019	<0.001	
3/27/2019	<0.001	
9/11/2019	<0.001	
4/1/2020	0.00017 (J)	
9/15/2020	0.00029 (J)	
3/16/2021	<0.001	
8/17/2021	0.00062 (J)	
2/22/2022	<0.001	
8/2/2022	<0.001	
2/7/2023	<0.001	
8/1/2023	<0.001	
2/6/2024		<0.001
8/15/2024		<0.001

ND substitution: RL or RL/2 if <15% NDs.

Prediction Limit

Constituent: Thallium (mg/L) Analysis Run 9/30/2024 1:35 PM View: Appendix I - Intrawell

Plant McIntosh Client: Southern Company Data: McIntosh LF4 CCR

	GWA-3	GWA-3
8/25/2004	<0.001	
9/11/2004	<0.001	
9/26/2004	<0.001	
10/13/2004	<0.001	
7/11/2005	<0.001	
12/7/2005	<0.001	
6/22/2006	<0.001	
11/28/2006	<0.001	
7/6/2007	<0.001	
12/13/2007	<0.001	
6/20/2008	<0.001	
12/7/2008	<0.001	
7/9/2009	<0.001	
12/28/2009	<0.001	
6/22/2010	<0.001	
1/4/2011	<0.001	
7/9/2011	<0.001	
1/20/2012	<0.001	
7/11/2012	<0.001	
1/19/2013	<0.001	
7/18/2013	<0.001	
1/15/2014	<0.001	
6/19/2015	<0.001	
1/16/2016	<0.001	
4/19/2016	<0.001	
6/14/2016	<0.001	
8/9/2016	<0.001	
9/27/2016	<0.001	
11/14/2016	<0.001	
1/10/2017	<0.001	
2/28/2017	<0.001	
4/19/2017	<0.001	
7/18/2017	<0.001	
1/10/2018	<0.001	
7/11/2018	<0.001	
1/29/2019	<0.001	
3/27/2019	<0.001	
9/11/2019	<0.001	
4/1/2020	<0.001	
9/15/2020	0.00017 (J)	
3/16/2021	<0.001	
8/17/2021	0.00015 (J)	
2/22/2022	<0.001	
8/2/2022	<0.001	
2/7/2023	<0.001	
8/2/2023	<0.001	
2/6/2024		<0.001
8/13/2024		<0.001

ND substitution: RL or RL/2 if <15% NDs.

Prediction Limit

Constituent: Thallium (mg/L) Analysis Run 9/30/2024 1:35 PM View: Appendix I - Intrawell

Plant McIntosh Client: Southern Company Data: McIntosh LF4 CCR

	GWA-4A	GWA-4A
8/25/2004	<0.001	
9/11/2004	<0.001	
9/26/2004	<0.001	
10/13/2004	<0.001	
7/11/2005	<0.001	
12/7/2005	<0.001	
6/22/2006	<0.001	
11/28/2006	<0.001	
7/6/2007	<0.001	
12/13/2007	<0.001	
6/20/2008	<0.001	
12/7/2008	<0.001	
7/9/2009	<0.001	
12/30/2009	<0.001	
6/22/2010	<0.001	
1/4/2011	<0.001	
7/9/2011	<0.001	
1/21/2012	<0.001	
7/11/2012	<0.001	
1/20/2013	<0.001	
7/19/2013	<0.001	
1/16/2014	<0.001	
6/20/2015	<0.001	
1/14/2016	<0.001	
4/20/2016	<0.001	
6/14/2016	3.6E-05 (J)	
8/11/2016	<0.001	
9/27/2016	<0.001	
11/14/2016	<0.001	
1/10/2017	<0.001	
2/28/2017	<0.001	
4/20/2017	<0.001	
7/18/2017	<0.001	
1/10/2018	<0.001	
7/11/2018	<0.001	
1/29/2019	<0.001	
3/26/2019	<0.001	
9/10/2019	0.00033 (J)	
3/31/2020	<0.001	
9/16/2020	<0.001	
3/17/2021	<0.001	
8/19/2021	<0.001	
2/23/2022	<0.001	
8/3/2022	<0.001	
2/7/2023	<0.001	
8/1/2023	<0.001	
2/6/2024		<0.001
8/13/2024		<0.001

ND substitution: RL or RL/2 if <15% NDs.

Prediction Limit

Constituent: Thallium (mg/L) Analysis Run 9/30/2024 1:35 PM View: Appendix I - Intrawell

Plant McIntosh Client: Southern Company Data: McIntosh LF4 CCR

	GWA-5	GWA-5
8/25/2004	<0.001	
9/11/2004	<0.001	
9/26/2004	<0.001	
10/13/2004	<0.001	
7/11/2005	<0.001	
12/7/2005	<0.001	
6/22/2006	<0.001	
11/28/2006	<0.001	
7/6/2007	<0.001	
12/13/2007	<0.001	
6/20/2008	<0.001	
12/7/2008	<0.001	
7/9/2009	<0.001	
12/29/2009	<0.001	
6/22/2010	<0.001	
1/4/2011	<0.001	
7/9/2011	<0.001	
1/21/2012	<0.001	
7/11/2012	<0.001	
1/19/2013	<0.001	
7/18/2013	<0.001	
1/15/2014	<0.001	
6/19/2015	<0.001	
1/14/2016	<0.001	
4/20/2016	<0.001	
6/14/2016	<0.001	
8/9/2016	<0.001	
9/27/2016	<0.001	
11/15/2016	<0.001	
1/11/2017	<0.001	
1/19/2017	<0.001	
1/24/2017	0.00072	
2/28/2017	<0.001	
4/20/2017	<0.001	
7/18/2017	<0.001	
1/10/2018	<0.001	
7/11/2018	<0.001	
1/29/2019	<0.001	
3/26/2019	<0.001	
9/10/2019	<0.001	
3/31/2020	<0.001	
9/15/2020	<0.001	
3/17/2021	<0.001	
8/19/2021	<0.001	
2/22/2022	<0.001	
8/2/2022	<0.001	
2/7/2023	<0.001	
8/1/2023	<0.001	
2/6/2024		<0.001
8/13/2024		<0.001

ND substitution: RL or RL/2 if <15% NDs.

Prediction Limit

Constituent: Thallium (mg/L) Analysis Run 9/30/2024 1:35 PM View: Appendix I - Intrawell

Plant McIntosh Client: Southern Company Data: McIntosh LF4 CCR

	GWC-10	GWC-10
8/25/2004	<0.001	
9/11/2004	<0.001	
9/26/2004	<0.001	
10/13/2004	<0.001	
7/11/2005	<0.001	
12/7/2005	<0.001	
6/22/2006	<0.001	
11/28/2006	<0.001	
7/6/2007	<0.001	
12/13/2007	<0.001	
6/20/2008	<0.001	
12/7/2008	<0.001	
7/10/2009	<0.001	
12/29/2009	<0.001	
6/22/2010	<0.001	
1/4/2011	<0.001	
7/9/2011	<0.001	
1/21/2012	<0.001	
7/11/2012	<0.001	
1/20/2013	<0.001	
7/18/2013	<0.001	
1/16/2014	<0.001	
6/20/2015	<0.001	
1/16/2016	<0.001	
4/21/2016	<0.001	
6/16/2016	<0.001	
8/10/2016	<0.001	
9/27/2016	<0.001	
11/15/2016	<0.001	
1/12/2017	<0.001	
3/1/2017	<0.001	
4/24/2017	<0.001	
7/24/2017	<0.001	
1/11/2018	<0.001	
7/12/2018	<0.001	
1/30/2019	<0.001	
3/27/2019	<0.001	
9/11/2019	0.0002 (J)	
4/1/2020	0.00031 (J)	
9/15/2020	<0.001	
3/16/2021	0.00037 (J)	
8/18/2021	<0.001	
2/23/2022	<0.001	
8/3/2022	<0.001	
2/8/2023	<0.001	
8/2/2023	<0.001	
2/7/2024		<0.001
8/14/2024		<0.001

ND substitution: RL or RL/2 if <15% NDs.

Prediction Limit

Constituent: Thallium (mg/L) Analysis Run 9/30/2024 1:35 PM View: Appendix I - Intrawell

Plant McIntosh Client: Southern Company Data: McIntosh LF4 CCR

	GWC-11	GWC-11
8/25/2004	<0.001	
9/11/2004	<0.001	
9/26/2004	<0.001	
10/13/2004	<0.001	
7/11/2005	<0.001	
12/7/2005	<0.001	
6/22/2006	<0.001	
11/28/2006	<0.001	
7/6/2007	<0.001	
12/13/2007	<0.001	
6/20/2008	<0.001	
12/7/2008	<0.001	
7/10/2009	<0.001	
12/29/2009	<0.001	
6/22/2010	<0.001	
1/5/2011	<0.001	
7/9/2011	<0.001	
1/21/2012	<0.001	
7/11/2012	<0.001	
1/19/2013	<0.001	
7/19/2013	<0.001	
1/15/2014	<0.001	
6/20/2015	<0.001	
1/14/2016	6.1E-05 (J)	
4/20/2016	<0.001	
6/15/2016	<0.001	
8/10/2016	<0.001	
9/27/2016	<0.001	
11/15/2016	<0.001	
1/12/2017	<0.001	
3/1/2017	<0.001	
4/24/2017	<0.001	
7/24/2017	<0.001	
1/11/2018	<0.001	
7/12/2018	<0.001	
1/30/2019	<0.001	
3/27/2019	<0.001	
9/11/2019	<0.001	
4/2/2020	0.00028 (J)	
9/15/2020	<0.001	
3/17/2021	0.00047 (J)	
8/18/2021	<0.001	
2/23/2022	<0.001	
8/2/2022	<0.001	
2/8/2023	<0.001	
8/2/2023	<0.001	
2/7/2024		<0.001
8/14/2024		<0.001

ND substitution: RL or RL/2 if <15% NDs.

Prediction Limit

Constituent: Thallium (mg/L) Analysis Run 9/30/2024 1:35 PM View: Appendix I - Intrawell

Plant McIntosh Client: Southern Company Data: McIntosh LF4 CCR

	GWC-12	GWC-12
8/25/2004	<0.001	
9/11/2004	<0.001	
9/26/2004	<0.001	
10/13/2004	<0.001	
7/11/2005	<0.001	
12/7/2005	<0.001	
6/22/2006	<0.001	
11/28/2006	<0.001	
7/6/2007	<0.001	
12/13/2007	<0.001	
6/20/2008	<0.001	
12/7/2008	<0.001	
7/10/2009	<0.001	
12/28/2009	<0.001	
6/22/2010	<0.001	
1/4/2011	<0.001	
7/9/2011	<0.001	
1/20/2012	<0.001	
7/11/2012	<0.001	
1/19/2013	<0.001	
7/18/2013	<0.001	
1/15/2014	<0.001	
6/19/2015	<0.001	
1/16/2016	<0.001	
4/20/2016	<0.001	
6/15/2016	<0.001	
8/10/2016	<0.001	
9/27/2016	<0.001	
11/15/2016	<0.001	
1/12/2017	<0.001	
3/1/2017	<0.001	
4/20/2017	<0.001	
7/20/2017	<0.001	
1/11/2018	<0.001	
7/12/2018	<0.001	
1/30/2019	<0.001	
3/27/2019	<0.001	
9/11/2019	0.00017 (J)	
4/1/2020	<0.001	
9/16/2020	<0.001	
3/16/2021	0.00022 (J)	
8/18/2021	<0.001	
2/23/2022	<0.001	
8/3/2022	<0.001	
2/7/2023	<0.001	
8/2/2023	<0.001	
2/8/2024		<0.001
8/14/2024		<0.001

ND substitution: RL or RL/2 if <15% NDs.

Prediction Limit

Constituent: Thallium (mg/L) Analysis Run 9/30/2024 1:35 PM View: Appendix I - Intrawell

Plant McIntosh Client: Southern Company Data: McIntosh LF4 CCR

	GWC-17	GWC-17
12/8/2015	0.0001 (J)	
12/14/2015	9E-05 (J)	
12/28/2015	9E-05 (J)	
1/13/2016	0.0001 (J)	
1/26/2016	9.5E-05 (J)	
4/20/2016	<0.001	
6/15/2016	3.8E-05 (J)	
8/9/2016	<0.001	
9/27/2016	<0.001	
11/15/2016	<0.001	
1/11/2017	<0.001	
3/1/2017	<0.001	
4/20/2017	<0.001	
7/19/2017	<0.001	
1/11/2018	<0.001	
7/11/2018	<0.001	
1/29/2019	<0.001	
3/27/2019	<0.001	
9/11/2019	<0.001	
4/1/2020	<0.001	
9/15/2020	<0.001	
3/16/2021	<0.001	
8/19/2021	<0.001	
2/22/2022	<0.001	
8/2/2022	<0.001	
2/8/2023	<0.001	
8/2/2023	<0.001	
2/6/2024		<0.001
8/13/2024		<0.001

ND substitution: RL or RL/2 if <15% NDs.

Prediction Limit

Constituent: Thallium (mg/L) Analysis Run 9/30/2024 1:35 PM View: Appendix I - Intrawell

Plant McIntosh Client: Southern Company Data: McIntosh LF4 CCR

	GWC-18	GWC-18
12/8/2015	0.0001 (J)	
12/14/2015	0.0001 (J)	
12/28/2015	0.0001 (J)	
1/14/2016	0.000137 (J)	
1/26/2016	0.000142 (J)	
4/19/2016	<0.001	
6/16/2016	0.00013 (J)	
8/11/2016	0.00011 (J)	
9/28/2016	0.00012 (J)	
11/16/2016	<0.001	
1/11/2017	9.5E-05 (J)	
3/1/2017	0.00011 (J)	
4/25/2017	0.00012 (J)	
7/25/2017	0.00011 (J)	
1/12/2018	0.00011 (J)	
7/11/2018	9.5E-05 (J)	
1/30/2019	0.00012 (J)	
3/27/2019	<0.001	
9/11/2019	0.00018 (J)	
4/1/2020	<0.001	
9/15/2020	<0.001	
3/17/2021	0.00016 (J)	
8/19/2021	<0.001	
2/23/2022	<0.001	
8/2/2022	<0.001	
2/7/2023	<0.001	
8/2/2023	<0.001	
2/7/2024		<0.001
8/14/2024		<0.001

ND substitution: RL or RL/2 if <15% NDs.

Prediction Limit

Constituent: Thallium (mg/L) Analysis Run 9/30/2024 1:35 PM View: Appendix I - Intrawell

Plant McIntosh Client: Southern Company Data: McIntosh LF4 CCR

	GWC-19	GWC-19
12/8/2015	<0.001	
12/15/2015	<0.001	
12/28/2015	<0.001	
1/14/2016	7.9E-05 (J)	
1/26/2016	<0.001	
4/19/2016	<0.001	
6/16/2016	<0.001	
8/10/2016	<0.001	
9/28/2016	<0.001	
11/15/2016	<0.001	
1/16/2017	<0.001	
3/1/2017	<0.001	
4/25/2017	<0.001	
7/25/2017	<0.001	
1/12/2018	<0.001	
7/11/2018	<0.001	
1/29/2019	<0.001	
3/27/2019	<0.001	
9/11/2019	0.00019 (J)	
4/1/2020	<0.001	
9/16/2020	0.00026 (J)	
3/16/2021	<0.001	
8/19/2021	<0.001	
2/23/2022	<0.001	
8/3/2022	<0.001	
2/8/2023	<0.001	
8/2/2023	<0.001	
2/7/2024		<0.001
8/14/2024		<0.001

ND substitution: RL or RL/2 if <15% NDs.

Prediction Limit

Constituent: Thallium (mg/L) Analysis Run 9/30/2024 1:35 PM View: Appendix I - Intrawell

Plant McIntosh Client: Southern Company Data: McIntosh LF4 CCR

	GWC-20	GWC-20
12/9/2015	0.0001 (J)	
12/14/2015	9E-05 (J)	
12/29/2015	0.0001 (J)	
1/14/2016	0.000118 (J)	
1/25/2016	0.000102 (J)	
4/21/2016	<0.001	
6/16/2016	5.2E-05 (J)	
8/10/2016	<0.001	
9/27/2016	<0.001	
11/15/2016	<0.001	
1/13/2017	<0.001	
3/1/2017	<0.001	
4/25/2017	<0.001	
7/25/2017	<0.001	
1/12/2018	<0.001	
7/11/2018	<0.001	
1/29/2019	<0.001	
3/27/2019	<0.001	
9/11/2019	0.00034 (J)	
4/1/2020	<0.001	
9/15/2020	<0.001	
3/16/2021	<0.001	
8/19/2021	<0.001	
2/22/2022	<0.001	
8/3/2022	<0.001	
2/8/2023	<0.001	
8/2/2023	<0.001	
2/7/2024		<0.001
8/14/2024		<0.001

ND substitution: RL or RL/2 if <15% NDs.

Prediction Limit

Constituent: Thallium (mg/L) Analysis Run 9/30/2024 1:35 PM View: Appendix I - Intrawell

Plant McIntosh Client: Southern Company Data: McIntosh LF4 CCR

	GWC-21	GWC-21
12/9/2015	<0.001	
12/14/2015	<0.001	
12/29/2015	<0.001	
1/14/2016	<0.001	
1/25/2016	<0.001	
4/21/2016	<0.001	
6/16/2016	2.7E-05 (J)	
8/10/2016	<0.001	
9/27/2016	0.00016 (J)	
11/15/2016	<0.001	
1/12/2017	<0.001	
3/1/2017	<0.001	
4/24/2017	<0.001	
7/25/2017	<0.001	
1/11/2018	<0.001	
7/11/2018	<0.001	
1/30/2019	<0.001	
3/27/2019	<0.001	
9/11/2019	0.00041 (J)	
4/1/2020	<0.001	
9/15/2020	<0.001	
3/17/2021	<0.001	
8/19/2021	<0.001	
2/23/2022	<0.001	
8/4/2022	<0.001	
2/8/2023	<0.001	
8/3/2023	<0.001	
2/7/2024		<0.001
8/14/2024		<0.001

ND substitution: RL or RL/2 if <15% NDs.

Prediction Limit

Constituent: Thallium (mg/L) Analysis Run 9/30/2024 1:35 PM View: Appendix I - Intrawell

Plant McIntosh Client: Southern Company Data: McIntosh LF4 CCR

	GWC-23	GWC-23
6/16/2016	<0.001	
8/10/2016	<0.001	
9/28/2016	<0.001	
11/16/2016	<0.001	
1/17/2017	<0.001	
3/2/2017	<0.001	
4/25/2017	<0.001	
7/13/2017	<0.001	
7/25/2017	9E-05 (J)	
1/12/2018	0.00011 (J)	
7/12/2018	0.0001 (J)	
1/30/2019	0.00016 (J)	
3/27/2019	0.00011	
9/11/2019	0.00034 (J)	
4/1/2020	<0.001	
9/15/2020	<0.001	
3/17/2021	<0.001	
8/19/2021	<0.001	
2/23/2022	<0.001	
8/4/2022	<0.001	
2/8/2023	<0.001	
8/3/2023	<0.001	
2/7/2024		<0.001
8/14/2024		<0.001

ND substitution: RL or RL/2 if <15% NDs.

Prediction Limit

Constituent: Thallium (mg/L) Analysis Run 9/30/2024 1:35 PM View: Appendix I - Intrawell

Plant McIntosh Client: Southern Company Data: McIntosh LF4 CCR

	GWC-9	GWC-9
8/25/2004	<0.001	
9/11/2004	<0.001	
9/26/2004	<0.001	
10/13/2004	<0.001	
7/11/2005	<0.001	
12/7/2005	<0.001	
6/22/2006	<0.001	
11/28/2006	<0.001	
7/6/2007	<0.001	
12/13/2007	<0.001	
6/20/2008	<0.001	
12/7/2008	<0.001	
7/9/2009	<0.001	
12/29/2009	<0.001	
6/22/2010	<0.001	
1/5/2011	<0.001	
7/9/2011	<0.001	
1/21/2012	<0.001	
7/11/2012	<0.001	
1/19/2013	<0.001	
7/18/2013	<0.001	
1/15/2014	<0.001	
6/20/2015	<0.001	
1/14/2016	<0.001	
4/19/2016	<0.001	
6/15/2016	<0.001	
8/10/2016	<0.001	
9/27/2016	<0.001	
11/15/2016	<0.001	
1/13/2017	<0.001	
3/1/2017	<0.001	
4/24/2017	<0.001	
7/24/2017	<0.001	
1/12/2018	<0.001	
7/12/2018	<0.001	
1/30/2019	<0.001	
3/27/2019	<0.001	
9/11/2019	0.00023 (J)	
4/1/2020	<0.001	
9/16/2020	<0.001	
3/17/2021	<0.001	
8/19/2021	<0.001	
2/23/2022	<0.001	
8/3/2022	<0.001	
2/8/2023	<0.001	
8/2/2023	<0.001	
2/7/2024		<0.001
8/14/2024		<0.001

ND substitution: RL or RL/2 if <15% NDs.

Prediction Limit

Constituent: Vanadium (mg/L) Analysis Run 9/30/2024 1:35 PM View: Appendix I - Intrawell

Plant McIntosh Client: Southern Company Data: McIntosh LF4 CCR

	GWA-13	GWA-13
12/7/2015	<0.002	
12/15/2015	<0.002	
12/29/2015	<0.002	
1/13/2016	<0.002	
1/25/2016	<0.002	
6/14/2016	0.00055 (J)	
1/12/2017	0.0018 (J)	
7/18/2017	<0.002	
1/10/2018	<0.002	
7/11/2018	<0.002	
1/29/2019	0.0018 (J)	
3/26/2019	<0.002	
9/10/2019	0.0027	
3/31/2020	<0.002	
9/15/2020	<0.002	
3/16/2021	<0.002	
8/18/2021	<0.002	
2/22/2022	<0.002	
8/2/2022	<0.002	
2/6/2023	<0.002	
8/1/2023	<0.002	
2/6/2024		<0.002
8/13/2024		<0.002

ND substitution: RL or RL/2 if <15% NDs.

Prediction Limit

Constituent: Vanadium (mg/L) Analysis Run 9/30/2024 1:35 PM View: Appendix I - Intrawell

Plant McIntosh Client: Southern Company Data: McIntosh LF4 CCR

	GWA-14	GWA-14
12/7/2015	<0.002	
12/15/2015	<0.002	
12/29/2015	<0.002	
1/13/2016	<0.002	
1/25/2016	<0.002	
6/14/2016	0.00033 (J)	
1/11/2017	<0.002	
7/19/2017	<0.002	
1/11/2018	<0.002	
7/11/2018	<0.002	
1/29/2019	<0.002	
3/26/2019	<0.002	
9/10/2019	0.002	
4/1/2020	<0.002	
9/15/2020	<0.002	
3/16/2021	<0.002	
8/17/2021	<0.002	
2/22/2022	<0.002	
8/2/2022	<0.002	
2/7/2023	<0.002	
8/2/2023	<0.002	
2/6/2024		<0.002
8/13/2024		<0.002

ND substitution: RL or RL/2 if <15% NDs.

Prediction Limit

Constituent: Vanadium (mg/L) Analysis Run 9/30/2024 1:35 PM View: Appendix I - Intrawell

Plant McIntosh Client: Southern Company Data: McIntosh LF4 CCR

	GWA-15	GWA-15
12/7/2015	<0.002	
12/15/2015	<0.002	
12/28/2015	<0.002	
1/13/2016	<0.002	
1/25/2016	<0.002	
6/15/2016	0.0003 (J)	
1/11/2017	0.0017 (J)	
7/19/2017	<0.002	
1/11/2018	<0.002	
7/11/2018	<0.002	
1/29/2019	<0.002	
3/26/2019	0.0041	
9/11/2019	0.0016	
4/1/2020	<0.002	
9/15/2020	<0.002	
3/17/2021	<0.002	
8/19/2021	<0.002	
2/22/2022	<0.002	
8/2/2022	<0.002	
2/7/2023	<0.002	
8/1/2023	<0.002	
2/6/2024		<0.002
8/13/2024		<0.002

ND substitution: RL or RL/2 if <15% NDs.

Prediction Limit

Constituent: Vanadium (mg/L) Analysis Run 9/30/2024 1:35 PM View: Appendix I - Intrawell

Plant McIntosh Client: Southern Company Data: McIntosh LF4 CCR

	GWA-16	GWA-16
12/7/2015	<0.002	
12/14/2015	<0.002	
12/28/2015	<0.002	
1/13/2016	<0.002	
1/25/2016	<0.002	
6/15/2016	0.00015 (J)	
1/11/2017	0.0015 (J)	
7/19/2017	<0.002	
1/11/2018	<0.002	
7/11/2018	<0.002	
1/29/2019	<0.002	
3/26/2019	0.0019	
9/10/2019	0.0019	
4/1/2020	<0.002	
9/15/2020	<0.002	
3/16/2021	<0.002	
8/17/2021	<0.002	
2/22/2022	<0.002	
8/2/2022	<0.002	
2/7/2023	<0.002	
8/1/2023	<0.002	
2/6/2024		0.00063 (J)
8/13/2024		<0.002

ND substitution: RL or RL/2 if <15% NDs.

Prediction Limit

Constituent: Vanadium (mg/L) Analysis Run 9/30/2024 1:35 PM View: Appendix I - Intrawell

Plant McIntosh Client: Southern Company Data: McIntosh LF4 CCR

	GWA-2	GWA-2
8/25/2004	<0.002	
9/11/2004	<0.002	
9/26/2004	<0.002	
10/13/2004	<0.002	
7/11/2005	<0.002	
12/7/2005	<0.002	
6/22/2006	<0.002	
11/28/2006	<0.002	
7/6/2007	<0.002	
12/13/2007	<0.002	
6/20/2008	<0.002	
12/7/2008	<0.002	
7/9/2009	<0.002	
12/28/2009	<0.002	
6/22/2010	<0.002	
1/4/2011	<0.002	
7/9/2011	<0.002	
1/21/2012	<0.002	
7/11/2012	0.0051	
1/20/2013	<0.002	
7/19/2013	<0.002	
1/15/2014	<0.002	
7/11/2014	<0.002	
1/16/2015	<0.002	
6/20/2015	<0.002	
1/16/2016	<0.002	
6/14/2016	0.00044 (J)	
1/10/2017	0.0014 (J)	
7/17/2017	<0.002	
1/10/2018	<0.002	
7/11/2018	<0.002	
1/29/2019	<0.002	
3/27/2019	0.0019	
9/11/2019	0.0014	
4/1/2020	<0.002	
9/15/2020	<0.002	
3/16/2021	<0.002	
8/17/2021	<0.002	
2/22/2022	0.001	
8/2/2022	<0.002	
2/7/2023	<0.002	
8/1/2023	<0.002	
2/6/2024		<0.002
8/15/2024		<0.002

ND substitution: RL or RL/2 if <15% NDs.

Prediction Limit

Constituent: Vanadium (mg/L) Analysis Run 9/30/2024 1:35 PM View: Appendix I - Intrawell

Plant McIntosh Client: Southern Company Data: McIntosh LF4 CCR

	GWA-3	GWA-3
8/25/2004	<0.002	
9/11/2004	<0.002	
9/26/2004	<0.002	
10/13/2004	<0.002	
7/11/2005	<0.002	
12/7/2005	<0.002	
6/22/2006	<0.002	
11/28/2006	<0.002	
7/6/2007	0.0031	
12/13/2007	<0.002	
6/20/2008	0.005	
12/7/2008	<0.002	
7/9/2009	<0.002	
12/28/2009	<0.002	
6/22/2010	<0.002	
1/5/2011	0.056 (O)	
7/9/2011	0.0033	
1/20/2012	<0.002	
7/11/2012	<0.002	
1/19/2013	<0.002	
7/18/2013	<0.002	
1/15/2014	<0.002	
7/11/2014	<0.002	
1/15/2015	<0.002	
6/19/2015	<0.002	
1/16/2016	<0.002	
6/14/2016	0.00027 (J)	
1/10/2017	0.0015 (J)	
7/18/2017	<0.002	
1/10/2018	<0.002	
7/11/2018	<0.002	
1/29/2019	<0.002	
3/27/2019	0.0047	
9/11/2019	0.0012	
4/1/2020	<0.002	
9/15/2020	<0.002	
3/16/2021	<0.002	
8/17/2021	<0.002	
2/22/2022	<0.002	
8/2/2022	<0.002	
2/7/2023	<0.002	
8/2/2023	<0.002	
2/6/2024		<0.002
8/13/2024		<0.002

ND substitution: RL or RL/2 if <15% NDs.

Prediction Limit

Constituent: Vanadium (mg/L) Analysis Run 9/30/2024 1:35 PM View: Appendix I - Intrawell

Plant McIntosh Client: Southern Company Data: McIntosh LF4 CCR

	GWA-4A	GWA-4A
8/25/2004	<0.002	
9/11/2004	<0.002	
9/26/2004	<0.002	
10/13/2004	<0.002	
7/11/2005	<0.002	
12/7/2005	<0.002	
6/22/2006	<0.002	
11/28/2006	<0.002	
7/6/2007	<0.002	
12/13/2007	<0.002	
6/20/2008	0.0033	
12/7/2008	<0.002	
7/9/2009	<0.002	
12/30/2009	<0.002	
6/22/2010	<0.002	
1/4/2011	<0.002	
7/10/2011	<0.002	
1/21/2012	<0.002	
7/11/2012	<0.002	
1/20/2013	<0.002	
7/19/2013	<0.002	
1/16/2014	<0.002	
7/10/2014	<0.002	
1/16/2015	<0.002	
6/20/2015	<0.002	
1/14/2016	<0.002	
6/14/2016	0.00028 (J)	
1/10/2017	0.0014 (J)	
7/18/2017	<0.002	
1/10/2018	<0.002	
7/11/2018	<0.002	
1/29/2019	<0.002	
3/26/2019	0.0027	
9/10/2019	0.0018	
3/31/2020	<0.002	
9/16/2020	<0.002	
3/17/2021	<0.002	
8/19/2021	<0.002	
2/23/2022	<0.002	
8/3/2022	0.00097 (J)	
2/7/2023	<0.002	
8/1/2023	<0.002	
2/6/2024		<0.002
8/13/2024		<0.002

ND substitution: RL or RL/2 if <15% NDs.

Prediction Limit

Constituent: Vanadium (mg/L) Analysis Run 9/30/2024 1:35 PM View: Appendix I - Intrawell

Plant McIntosh Client: Southern Company Data: McIntosh LF4 CCR

	GWA-5	GWA-5
8/25/2004	<0.002	
9/11/2004	<0.002	
9/26/2004	<0.002	
10/13/2004	<0.002	
7/11/2005	<0.002	
12/7/2005	<0.002	
6/22/2006	<0.002	
11/28/2006	<0.002	
7/6/2007	<0.002	
12/13/2007	<0.002	
6/20/2008	<0.002	
12/7/2008	<0.002	
7/9/2009	<0.002	
12/29/2009	<0.002	
6/22/2010	<0.002	
1/4/2011	<0.002	
7/9/2011	<0.002	
1/21/2012	<0.002	
7/11/2012	<0.002	
1/19/2013	<0.002	
7/18/2013	<0.002	
1/15/2014	<0.002	
7/10/2014	<0.002	
1/15/2015	<0.002	
6/19/2015	0.0035 (J)	
1/14/2016	<0.002	
6/14/2016	0.00047 (J)	
1/11/2017	0.0016 (J)	
7/18/2017	<0.002	
1/10/2018	<0.002	
7/11/2018	<0.002	
1/29/2019	<0.002	
3/26/2019	0.0015	
9/10/2019	0.0018	
3/31/2020	<0.002	
9/15/2020	<0.002	
3/17/2021	<0.002	
8/19/2021	<0.002	
2/22/2022	<0.002	
8/2/2022	<0.002	
2/7/2023	<0.002	
8/1/2023	<0.002	
2/6/2024		<0.002
8/13/2024		<0.002

ND substitution: RL or RL/2 if <15% NDs.

Prediction Limit

Constituent: Vanadium (mg/L) Analysis Run 9/30/2024 1:35 PM View: Appendix I - Intrawell

Plant McIntosh Client: Southern Company Data: McIntosh LF4 CCR

	GWC-1	GWC-1
8/25/2004	<0.002	
9/11/2004	<0.002	
9/26/2004	<0.002	
7/11/2005	<0.002	
12/7/2005	<0.002	
6/22/2006	<0.002	
11/28/2006	<0.002	
7/6/2007	<0.002	
12/13/2007	<0.002	
6/20/2008	<0.002	
12/7/2008	<0.002	
7/9/2009	<0.002	
12/28/2009	<0.002	
6/22/2010	<0.002	
1/4/2011	<0.002	
7/9/2011	0.0032	
1/21/2012	<0.002	
7/11/2012	<0.002	
1/20/2013	<0.002	
7/19/2013	<0.002	
1/15/2014	<0.002	
7/11/2014	<0.002	
1/16/2015	<0.002	
6/20/2015	0.0017 (J)	
1/16/2016	<0.002	
6/15/2016	0.00031 (J)	
1/12/2017	0.0031	
7/19/2017	<0.002	
1/11/2018	<0.002	
7/12/2018	<0.002	
1/30/2019	<0.002	
3/27/2019	<0.002	
9/11/2019	0.0013	
4/1/2020	<0.002	
9/15/2020	<0.002	
3/16/2021	<0.002	
8/18/2021	0.0011	
2/23/2022	<0.002	
8/3/2022	<0.002	
2/7/2023	<0.002	
8/2/2023	0.00084 (J)	
2/7/2024		<0.002
8/14/2024		<0.002

ND substitution: RL or RL/2 if <15% NDs.

Prediction Limit

Constituent: Vanadium (mg/L) Analysis Run 9/30/2024 1:35 PM View: Appendix I - Intrawell

Plant McIntosh Client: Southern Company Data: McIntosh LF4 CCR

	GWC-10	GWC-10
8/25/2004	<0.002	
9/11/2004	<0.002	
9/26/2004	<0.002	
10/13/2004	<0.002	
7/11/2005	<0.002	
12/7/2005	<0.002	
6/22/2006	<0.002	
11/28/2006	<0.002	
7/6/2007	<0.002	
12/13/2007	<0.002	
6/20/2008	<0.002	
12/7/2008	<0.002	
7/10/2009	<0.002	
12/29/2009	<0.002	
6/22/2010	<0.002	
1/4/2011	<0.002	
7/10/2011	<0.002	
1/21/2012	<0.002	
7/11/2012	<0.002	
1/20/2013	<0.002	
7/19/2013	<0.002	
1/16/2014	<0.002	
7/10/2014	<0.002	
1/16/2015	0.00098 (J)	
6/20/2015	0.0019 (J)	
1/16/2016	0.0008 (J)	
6/16/2016	0.0011 (J)	
1/12/2017	0.0087 (o)	
7/24/2017	0.0027	
1/11/2018	<0.002	
7/12/2018	<0.002	
1/30/2019	0.0027 (J)	
3/27/2019	0.0065 (o)	
9/11/2019	0.0022	
4/1/2020	0.0012	
9/15/2020	<0.002	
3/16/2021	0.0013	
8/18/2021	0.0015	
2/23/2022	0.0011	
8/3/2022	0.002	
2/8/2023	0.001 (J)	
8/2/2023	0.00096 (J)	
2/7/2024		0.0015 (J)
8/14/2024		<0.002

ND substitution: RL or RL/2 if <15% NDs.

Prediction Limit

Constituent: Vanadium (mg/L) Analysis Run 9/30/2024 1:35 PM View: Appendix I - Intrawell

Plant McIntosh Client: Southern Company Data: McIntosh LF4 CCR

	GWC-11	GWC-11
8/25/2004	<0.0025	
9/11/2004	<0.0025	
9/26/2004	<0.0025	
10/13/2004	<0.0025	
7/11/2005	<0.0025	
12/7/2005	<0.0025	
6/22/2006	<0.0025	
11/28/2006	<0.0025	
7/6/2007	<0.0025	
12/13/2007	<0.0025	
6/20/2008	0.0093 (o)	
12/7/2008	<0.0025	
7/10/2009	<0.0025	
12/29/2009	<0.0025	
6/22/2010	0.0025	
1/5/2011	<0.0025	
7/9/2011	<0.0025	
1/21/2012	<0.0025	
7/11/2012	<0.0025	
1/19/2013	<0.0025	
7/19/2013	<0.0025	
1/15/2014	<0.0025	
7/11/2014	0.001 (J)	
1/16/2015	0.00089 (J)	
6/20/2015	0.0017 (J)	
1/14/2016	0.0017 (J)	
6/15/2016	0.0018 (J)	
1/12/2017	0.01 (o)	
7/24/2017	0.0015 (J)	
1/11/2018	<0.0025	
7/12/2018	<0.0025	
1/30/2019	<0.0025	
3/27/2019	0.0016	
9/11/2019	0.0025	
4/2/2020	0.0016	
9/15/2020	0.001	
3/17/2021	0.0015	
8/18/2021	0.0018	
2/23/2022	0.0013	
8/2/2022	0.0014	
2/8/2023	0.00095 (J)	
8/2/2023	0.0015 (J)	
2/7/2024		0.0016 (J)
8/14/2024		0.0011 (J)

ND substitution: RL or RL/2 if <15% NDs.

Prediction Limit

Constituent: Vanadium (mg/L) Analysis Run 9/30/2024 1:36 PM View: Appendix I - Intrawell

Plant McIntosh Client: Southern Company Data: McIntosh LF4 CCR

	GWC-12	GWC-12
8/25/2004	<0.002	
9/11/2004	<0.002	
9/26/2004	<0.002	
10/13/2004	<0.002	
7/11/2005	<0.002	
12/7/2005	<0.002	
6/22/2006	<0.002	
11/28/2006	<0.002	
7/6/2007	<0.002	
12/13/2007	<0.002	
6/20/2008	<0.002	
12/7/2008	<0.002	
7/10/2009	<0.002	
12/28/2009	<0.002	
6/22/2010	<0.002	
1/4/2011	<0.002	
7/9/2011	<0.002	
1/20/2012	<0.002	
7/11/2012	<0.002	
1/19/2013	<0.002	
7/18/2013	<0.002	
1/15/2014	<0.002	
7/11/2014	<0.002	
1/15/2015	<0.002	
6/19/2015	<0.002	
1/16/2016	<0.002	
6/15/2016	0.0004 (J)	
1/12/2017	0.0075 (o)	
7/20/2017	0.0015 (J)	
1/11/2018	<0.002	
7/12/2018	<0.002	
1/30/2019	<0.002	
3/27/2019	0.0078 (o)	
9/11/2019	0.0011	
4/1/2020	<0.002	
9/16/2020	<0.002	
3/16/2021	<0.002	
8/18/2021	<0.002	
2/23/2022	<0.002	
8/3/2022	0.0016	
2/7/2023	<0.002	
8/2/2023	<0.002	
2/8/2024		<0.002
8/14/2024		<0.002

ND substitution: RL or RL/2 if <15% NDs.

Prediction Limit

Constituent: Vanadium (mg/L) Analysis Run 9/30/2024 1:36 PM View: Appendix I - Intrawell

Plant McIntosh Client: Southern Company Data: McIntosh LF4 CCR

	GWC-17	GWC-17
12/8/2015	<0.002	
12/14/2015	<0.002	
12/28/2015	<0.002	
1/13/2016	<0.002	
1/26/2016	<0.002	
6/15/2016	0.00047 (J)	
1/11/2017	<0.002	
7/19/2017	<0.002	
1/11/2018	<0.002	
7/11/2018	<0.002	
1/29/2019	<0.002	
3/27/2019	0.004	
9/11/2019	0.0018	
4/1/2020	<0.002	
9/15/2020	<0.002	
3/16/2021	<0.002	
8/19/2021	0.0013	
2/22/2022	<0.002	
8/2/2022	<0.002	
2/8/2023	<0.002	
8/2/2023	<0.002	
2/6/2024		0.00082 (J)
8/13/2024		<0.002

ND substitution: RL or RL/2 if <15% NDs.

Prediction Limit

Constituent: Vanadium (mg/L) Analysis Run 9/30/2024 1:36 PM View: Appendix I - Intrawell

Plant McIntosh Client: Southern Company Data: McIntosh LF4 CCR

	GWC-18	GWC-18
12/8/2015	0.0023 (J)	
12/14/2015	0.0028 (J)	
12/28/2015	0.0024 (J)	
1/14/2016	0.0022 (J)	
1/26/2016	0.0022 (J)	
6/16/2016	0.0041 (J)	
1/11/2017	0.003	
7/25/2017	0.0055	
1/12/2018	0.0022 (J)	
7/11/2018	0.0016 (J)	
1/30/2019	0.0042 (J)	
3/27/2019	0.0074	
9/11/2019	0.0037	
4/1/2020	0.0024	
9/15/2020	0.0022	
3/17/2021	0.0026	
8/19/2021	0.003	
2/23/2022	0.0025	
8/2/2022	0.0028	
2/7/2023	0.0038	
8/2/2023	0.0031	
2/7/2024		0.0034
8/14/2024		0.0028

Prediction Limit

Constituent: Vanadium (mg/L) Analysis Run 9/30/2024 1:36 PM View: Appendix I - Intrawell

Plant McIntosh Client: Southern Company Data: McIntosh LF4 CCR

	GWC-19	GWC-19
12/8/2015	0.0023 (J)	
12/15/2015	0.0016 (J)	
12/28/2015	0.0013 (J)	
1/14/2016	0.0014 (J)	
1/26/2016	0.0013 (J)	
6/16/2016	0.00092 (J)	
1/16/2017	0.0067	
7/25/2017	0.0035	
1/12/2018	<0.002	
7/11/2018	<0.002	
1/29/2019	<0.002	
3/27/2019	<0.002	
9/11/2019	0.0023	
4/1/2020	<0.002	
9/16/2020	<0.002	
3/16/2021	<0.002	
8/19/2021	0.0015	
2/23/2022	0.00088 (J)	
8/3/2022	0.0022	
2/8/2023	0.00088 (J)	
8/2/2023	<0.002	
2/7/2024		0.0011 (J)
8/14/2024		<0.002

ND substitution: RL or RL/2 if <15% NDs.

Prediction Limit

Constituent: Vanadium (mg/L) Analysis Run 9/30/2024 1:36 PM View: Appendix I - Intrawell

Plant McIntosh Client: Southern Company Data: McIntosh LF4 CCR

	GWC-20	GWC-20
12/9/2015	<0.002	
12/14/2015	<0.002	
12/29/2015	<0.002	
1/14/2016	<0.002	
1/25/2016	<0.002	
6/16/2016	0.00054 (J)	
1/13/2017	0.0074	
7/25/2017	0.0034	
1/12/2018	<0.002	
7/11/2018	<0.002	
1/29/2019	<0.002	
3/27/2019	0.0031	
9/11/2019	0.0018	
4/1/2020	<0.002	
9/15/2020	<0.002	
3/16/2021	<0.002	
8/19/2021	<0.002	
2/22/2022	<0.002	
8/3/2022	0.0017	
2/8/2023	<0.002	
8/2/2023	<0.002	
2/7/2024		0.00081 (J)
8/14/2024		<0.002

ND substitution: RL or RL/2 if <15% NDs.

Prediction Limit

Constituent: Vanadium (mg/L) Analysis Run 9/30/2024 1:36 PM View: Appendix I - Intrawell

Plant McIntosh Client: Southern Company Data: McIntosh LF4 CCR

	GWC-21	GWC-21
12/9/2015	<0.002	
12/14/2015	<0.002	
12/29/2015	<0.002	
1/14/2016	<0.002	
1/25/2016	<0.002	
6/16/2016	0.00048 (J)	
1/12/2017	0.0058	
7/25/2017	0.0029	
1/11/2018	<0.002	
7/11/2018	<0.002	
1/30/2019	<0.002	
3/27/2019	0.0049	
9/11/2019	0.0015	
4/1/2020	<0.002	
9/15/2020	<0.002	
3/17/2021	<0.002	
8/19/2021	0.001	
2/23/2022	<0.002	
8/4/2022	0.0019	
2/8/2023	<0.002	
8/3/2023	<0.002	
2/7/2024		<0.002
8/14/2024		<0.002

ND substitution: RL or RL/2 if <15% NDs.

Prediction Limit

Constituent: Vanadium (mg/L) Analysis Run 9/30/2024 1:36 PM View: Appendix I - Intrawell

Plant McIntosh Client: Southern Company Data: McIntosh LF4 CCR

	GWC-23	GWC-23
6/16/2016	0.00063 (J)	
1/17/2017	0.0026	
7/25/2017	0.003	
1/12/2018	<0.002	
7/12/2018	<0.002	
1/30/2019	<0.002	
3/27/2019	0.0055	
9/11/2019	0.0015	
4/1/2020	<0.002	
9/15/2020	<0.002	
3/17/2021	<0.002	
8/19/2021	0.0011	
2/23/2022	<0.002	
8/4/2022	0.00095 (J)	
2/8/2023	<0.002	
8/3/2023	0.0007 (J)	
2/7/2024		0.00083 (J)
8/14/2024		<0.002

ND substitution: RL or RL/2 if <15% NDs.

Prediction Limit

Constituent: Vanadium (mg/L) Analysis Run 9/30/2024 1:36 PM View: Appendix I - Intrawell

Plant McIntosh Client: Southern Company Data: McIntosh LF4 CCR

	GWC-9	GWC-9
8/25/2004	<0.002	
9/11/2004	<0.002	
9/26/2004	<0.002	
10/13/2004	<0.002	
7/11/2005	<0.002	
12/7/2005	<0.002	
6/22/2006	<0.002	
11/28/2006	<0.002	
7/6/2007	<0.002	
12/13/2007	<0.002	
6/20/2008	0.0037	
12/7/2008	<0.002	
7/9/2009	<0.002	
12/29/2009	<0.002	
6/22/2010	<0.002	
1/5/2011	<0.002	
7/9/2011	<0.002	
1/21/2012	<0.002	
7/11/2012	<0.002	
1/19/2013	<0.002	
7/18/2013	<0.002	
1/15/2014	<0.002	
7/10/2014	<0.002	
1/16/2015	<0.002	
6/20/2015	<0.002	
1/14/2016	<0.002	
6/15/2016	0.00019 (J)	
1/13/2017	0.0091 (o)	
7/24/2017	0.0027	
1/12/2018	<0.002	
7/12/2018	<0.002	
1/30/2019	<0.002	
3/27/2019	0.006	
9/11/2019	0.0015	
4/1/2020	<0.002	
9/16/2020	<0.002	
3/17/2021	<0.002	
8/19/2021	<0.002	
2/23/2022	<0.002	
8/3/2022	0.0016	
2/8/2023	<0.002	
8/2/2023	<0.002	
2/7/2024		0.001 (J)
8/14/2024		<0.002

ND substitution: RL or RL/2 if <15% NDs.

Prediction Limit

Constituent: Zinc (mg/L) Analysis Run 9/30/2024 1:36 PM View: Appendix I - Intrawell

Plant McIntosh Client: Southern Company Data: McIntosh LF4 CCR

	GWA-13	GWA-13
12/7/2015	0.0034	
12/15/2015	0.003	
12/29/2015	0.0028	
1/13/2016	0.0025	
1/25/2016	0.0022 (J)	
6/14/2016	0.0042 (J)	
1/12/2017	<0.005	
7/18/2017	<0.005	
1/10/2018	<0.005	
7/11/2018	<0.005	
1/29/2019	<0.005	
3/26/2019	<0.005	
9/10/2019	0.0061	
3/31/2020	<0.005	
9/15/2020	0.0037 (J)	
3/16/2021	<0.005	
8/18/2021	<0.005	
2/22/2022	<0.005	
8/2/2022	<0.005	
2/6/2023	<0.005	
8/1/2023	0.0032 (J)	
2/6/2024		0.0045 (J)
8/13/2024		<0.005

ND substitution: RL or RL/2 if <15% NDs.

Prediction Limit

Constituent: Zinc (mg/L) Analysis Run 9/30/2024 1:36 PM View: Appendix I - Intrawell

Plant McIntosh Client: Southern Company Data: McIntosh LF4 CCR

	GWA-14	GWA-14
12/7/2015	0.0044	
12/15/2015	0.0031	
12/29/2015	0.0028	
1/13/2016	0.0028	
1/25/2016	0.0034	
6/14/2016	0.0036 (J)	
1/11/2017	0.013 (J)	
7/19/2017	<0.005	
1/11/2018	<0.005	
7/11/2018	<0.005	
1/29/2019	0.0048 (J)	
3/26/2019	<0.005	
9/10/2019	0.0069	
4/1/2020	<0.005	
9/15/2020	0.024	
3/16/2021	0.007	
8/17/2021	<0.005	
2/22/2022	0.0054	
8/2/2022	0.0042 (J)	
2/7/2023	0.0031 (J)	
8/2/2023	0.003 (J)	
2/6/2024		0.0028 (J)
8/13/2024		<0.005

ND substitution: RL or RL/2 if <15% NDs.

Prediction Limit

Constituent: Zinc (mg/L) Analysis Run 9/30/2024 1:36 PM View: Appendix I - Intrawell

Plant McIntosh Client: Southern Company Data: McIntosh LF4 CCR

	GWA-15	GWA-15
12/7/2015	0.0052	
12/15/2015	0.0046	
12/28/2015	0.0042	
1/13/2016	0.0038	
1/25/2016	0.0036	
6/15/2016	0.0028 (J)	
1/11/2017	0.014 (J)	
7/19/2017	<0.005	
1/11/2018	<0.005	
7/11/2018	<0.005	
1/29/2019	0.0059 (J)	
3/26/2019	<0.005	
9/11/2019	0.0062	
4/1/2020	<0.005	
9/15/2020	0.0033 (J)	
3/17/2021	0.0063	
8/19/2021	<0.005	
2/22/2022	0.0057	
8/2/2022	0.0039 (J)	
2/7/2023	<0.005	
8/1/2023	0.0029 (J)	
2/6/2024		0.0041 (J)
8/13/2024		0.0035 (J)

ND substitution: RL or RL/2 if <15% NDs.

Prediction Limit

Constituent: Zinc (mg/L) Analysis Run 9/30/2024 1:36 PM View: Appendix I - Intrawell

Plant McIntosh Client: Southern Company Data: McIntosh LF4 CCR

	GWA-16	GWA-16
12/7/2015	0.0048	
12/14/2015	0.0038	
12/28/2015	0.0042	
1/13/2016	0.0036	
1/25/2016	0.0033	
6/15/2016	0.0032 (J)	
1/11/2017	<0.005	
7/19/2017	<0.005	
1/11/2018	<0.005	
7/11/2018	<0.005	
1/29/2019	0.0024 (J)	
3/26/2019	<0.005	
9/10/2019	0.006	
4/1/2020	<0.005	
9/15/2020	0.0033 (J)	
3/16/2021	0.005	
8/17/2021	<0.005	
2/22/2022	0.0076	
8/2/2022	0.0032 (J)	
2/7/2023	0.0063	
8/1/2023	0.0032 (J)	
2/6/2024		0.0029 (J)
8/13/2024		0.0077

ND substitution: RL or RL/2 if <15% NDs.

Prediction Limit

Constituent: Zinc (mg/L) Analysis Run 9/30/2024 1:36 PM View: Appendix I - Intrawell

Plant McIntosh Client: Southern Company Data: McIntosh LF4 CCR

	GWA-2	GWA-2
8/25/2004	0.014	
9/11/2004	<0.02	
9/26/2004	<0.02	
10/13/2004	<0.02	
7/11/2005	<0.02	
12/7/2005	<0.02	
6/22/2006	0.0041	
11/28/2006	0.0033	
7/6/2007	0.0036	
12/13/2007	<0.02	
6/20/2008	0.0045	
12/7/2008	0.0031	
7/9/2009	0.004	
12/28/2009	0.0027	
6/22/2010	0.0028	
1/4/2011	0.0027	
7/9/2011	0.0051	
1/21/2012	0.004	
7/11/2012	0.0075	
1/20/2013	0.0034	
7/19/2013	<0.02	
1/15/2014	0.0049	
7/11/2014	0.0038	
1/16/2015	0.0032	
6/20/2015	0.0042	
1/16/2016	0.0042	
6/14/2016	0.0043 (J)	
1/10/2017	0.0084 (J)	
7/17/2017	<0.02	
1/10/2018	<0.02	
7/11/2018	<0.02	
1/29/2019	0.0064 (J)	
3/27/2019	<0.02	
9/11/2019	0.0089	
4/1/2020	0.0066	
9/15/2020	0.0049 (J)	
3/16/2021	0.0045 (J)	
8/17/2021	0.004 (J)	
2/22/2022	0.0055	
8/2/2022	0.0074	
2/7/2023	0.0051	
8/1/2023	0.0061	
2/6/2024		0.0041 (J)
8/15/2024		0.029

ND substitution: RL or RL/2 if <15% NDs.

Prediction Limit

Constituent: Zinc (mg/L) Analysis Run 9/30/2024 1:36 PM View: Appendix I - Intrawell

Plant McIntosh Client: Southern Company Data: McIntosh LF4 CCR

	GWA-3	GWA-3
8/25/2004	<0.005	
9/11/2004	<0.005	
9/26/2004	<0.005	
10/13/2004	<0.005	
7/11/2005	<0.005	
12/7/2005	<0.005	
6/22/2006	0.0042	
11/28/2006	0.0048	
7/6/2007	0.045	
12/13/2007	0.005	
6/20/2008	0.012	
12/7/2008	0.042	
7/9/2009	0.0038	
12/28/2009	<0.005	
6/22/2010	<0.005	
1/5/2011	0.057 (O)	
7/9/2011	0.0085	
1/20/2012	0.0057	
7/11/2012	<0.005	
1/19/2013	<0.005	
7/18/2013	0.0028	
1/15/2014	0.0047	
7/11/2014	0.0025	
1/15/2015	0.002 (J)	
6/19/2015	0.0019 (J)	
1/16/2016	0.0033	
6/14/2016	0.0028 (J)	
1/10/2017	0.0079 (J)	
7/18/2017	<0.005	
1/10/2018	<0.005	
7/11/2018	<0.005	
1/29/2019	<0.005	
3/27/2019	<0.005	
9/11/2019	0.012	
4/1/2020	<0.005	
9/15/2020	<0.005	
3/16/2021	0.0035 (J)	
8/17/2021	<0.005	
2/22/2022	<0.005	
8/2/2022	0.033	
2/7/2023	0.0032 (J)	
8/2/2023	<0.005	
2/6/2024		<0.005
8/13/2024		0.0047 (J)

ND substitution: RL or RL/2 if <15% NDs.

Prediction Limit

Constituent: Zinc (mg/L) Analysis Run 9/30/2024 1:36 PM View: Appendix I - Intrawell

Plant McIntosh Client: Southern Company Data: McIntosh LF4 CCR

	GWA-4A	GWA-4A
8/25/2004	<0.005	
9/11/2004	<0.005	
9/26/2004	<0.005	
10/13/2004	<0.005	
7/11/2005	<0.005	
12/7/2005	0.06 (O)	
6/22/2006	0.0061	
11/28/2006	0.0064	
7/6/2007	0.011	
12/13/2007	0.0061	
6/20/2008	0.009	
12/7/2008	0.0071	
7/9/2009	0.0059	
12/30/2009	0.0038	
6/22/2010	0.0044	
1/4/2011	0.0038	
7/10/2011	0.005	
1/21/2012	0.0074	
7/11/2012	0.0047	
1/20/2013	<0.005	
7/19/2013	0.0032	
1/16/2014	0.019	
7/10/2014	0.0038	
1/16/2015	0.0045	
6/20/2015	0.0023 (J)	
1/14/2016	0.0024 (J)	
6/14/2016	0.0053 (J)	
1/10/2017	<0.005	
7/18/2017	<0.005	
1/10/2018	<0.005	
7/11/2018	0.0098 (J)	
1/29/2019	0.0064 (J)	
3/26/2019	0.01	
9/10/2019	0.012	
3/31/2020	0.013	
9/16/2020	0.011	
3/17/2021	0.0039 (J)	
8/19/2021	0.004 (J)	
2/23/2022	<0.005	
8/3/2022	0.012	
2/7/2023	0.0031 (J)	
8/1/2023	0.0047 (J)	
2/6/2024		0.0029 (J)
8/13/2024		0.0031 (J)

ND substitution: RL or RL/2 if <15% NDs.

Prediction Limit

Constituent: Zinc (mg/L) Analysis Run 9/30/2024 1:36 PM View: Appendix I - Intrawell

Plant McIntosh Client: Southern Company Data: McIntosh LF4 CCR

	GWA-5	GWA-5
8/25/2004	0.017	
9/11/2004	<0.005	
9/26/2004	<0.005	
10/13/2004	<0.005	
7/11/2005	<0.005	
12/7/2005	<0.005	
6/22/2006	0.0033	
11/28/2006	0.0034	
7/6/2007	0.0037	
12/13/2007	<0.005	
6/20/2008	0.0042	
12/7/2008	0.0049	
7/9/2009	0.0032	
12/29/2009	0.0031	
6/22/2010	<0.005	
1/4/2011	0.0029	
7/9/2011	0.0038	
1/21/2012	0.0057	
7/11/2012	0.0032	
1/19/2013	0.0032	
7/18/2013	0.0027	
1/15/2014	0.0059	
7/10/2014	0.0064	
1/15/2015	0.0024 (J)	
6/19/2015	0.0057	
1/14/2016	0.0022 (J)	
6/14/2016	0.0028 (J)	
1/11/2017	0.013 (J)	
7/18/2017	<0.005	
1/10/2018	<0.005	
7/11/2018	<0.005	
1/29/2019	0.0027 (J)	
3/26/2019	<0.005	
9/10/2019	0.022	
3/31/2020	<0.005	
9/15/2020	0.0049 (J)	
3/17/2021	0.0041 (J)	
8/19/2021	<0.005	
2/22/2022	<0.005	
8/2/2022	0.0051	
2/7/2023	0.0037 (J)	
8/1/2023	0.0028 (J)	
2/6/2024		<0.005
8/13/2024		0.0031 (J)

ND substitution: RL or RL/2 if <15% NDs.

Prediction Limit

Constituent: Zinc (mg/L) Analysis Run 9/30/2024 1:36 PM View: Appendix I - Intrawell

Plant McIntosh Client: Southern Company Data: McIntosh LF4 CCR

	GWC-1	GWC-1
8/25/2004	0.012	
9/11/2004	<0.005	
9/26/2004	<0.005	
7/11/2005	<0.005	
12/7/2005	0.015	
6/22/2006	0.0044	
11/28/2006	0.0034	
7/6/2007	0.0029	
12/13/2007	<0.005	
6/20/2008	0.0035	
12/7/2008	0.0036	
7/9/2009	0.0032	
12/28/2009	0.0032	
6/22/2010	0.0032	
1/4/2011	<0.005	
7/9/2011	0.0076	
1/21/2012	0.0034	
7/11/2012	0.0028	
1/20/2013	0.0032	
7/19/2013	0.0028	
1/15/2014	0.0047	
7/11/2014	0.0041	
1/16/2015	0.0035	
6/20/2015	0.0043	
1/16/2016	0.002 (J)	
6/15/2016	0.0027 (J)	
1/12/2017	<0.005	
7/19/2017	<0.005	
1/11/2018	<0.005	
7/12/2018	<0.005	
1/30/2019	0.0031 (J)	
3/27/2019	<0.005	
9/11/2019	0.0088	
4/1/2020	0.0046 (J)	
9/15/2020	0.0049 (J)	
3/16/2021	0.0047 (J)	
8/18/2021	0.0035 (J)	
2/23/2022	<0.005	
8/3/2022	0.0073	
2/7/2023	0.0055	
8/2/2023	0.0062	
2/7/2024		0.0033 (J)
8/14/2024		0.0029 (J)

ND substitution: RL or RL/2 if <15% NDs.

Prediction Limit

Constituent: Zinc (mg/L) Analysis Run 9/30/2024 1:36 PM View: Appendix I - Intrawell

Plant McIntosh Client: Southern Company Data: McIntosh LF4 CCR

	GWC-10	GWC-10
8/25/2004	<0.005	
9/11/2004	0.01	
9/26/2004	<0.005	
10/13/2004	<0.005	
7/11/2005	<0.005	
12/7/2005	<0.005	
6/22/2006	0.0034	
11/28/2006	0.019	
7/6/2007	<0.005	
12/13/2007	<0.005	
6/20/2008	0.0039	
12/7/2008	<0.005	
7/10/2009	<0.005	
12/29/2009	<0.005	
6/22/2010	<0.005	
1/4/2011	<0.005	
7/10/2011	0.0026	
1/21/2012	<0.005	
7/11/2012	<0.005	
1/20/2013	<0.005	
7/19/2013	<0.005	
1/16/2014	0.0031	
7/10/2014	0.0012 (J)	
1/16/2015	0.0017 (J)	
6/20/2015	0.0036	
1/16/2016	<0.005	
6/16/2016	<0.005	
1/12/2017	<0.005	
7/24/2017	<0.005	
1/11/2018	<0.005	
7/12/2018	<0.005	
1/30/2019	<0.005	
3/27/2019	<0.005	
9/11/2019	0.0058	
4/1/2020	<0.005	
9/15/2020	0.0043 (J)	
3/16/2021	<0.005	
8/18/2021	<0.005	
2/23/2022	<0.005	
8/3/2022	0.0046 (J)	
2/8/2023	<0.005	
8/2/2023	0.0046 (J)	
2/7/2024		<0.005
8/14/2024		<0.005

ND substitution: RL or RL/2 if <15% NDs.

Prediction Limit

Constituent: Zinc (mg/L) Analysis Run 9/30/2024 1:36 PM View: Appendix I - Intrawell

Plant McIntosh Client: Southern Company Data: McIntosh LF4 CCR

	GWC-11	GWC-11
8/25/2004	<0.005	
9/11/2004	<0.005	
9/26/2004	<0.005	
10/13/2004	<0.005	
7/11/2005	<0.005	
12/7/2005	<0.005	
6/22/2006	0.0025	
11/28/2006	0.0026	
7/6/2007	0.0025	
12/13/2007	<0.005	
6/20/2008	0.0089	
12/7/2008	0.041 (O)	
7/10/2009	<0.005	
12/29/2009	<0.005	
6/22/2010	<0.005	
1/5/2011	<0.005	
7/9/2011	<0.005	
1/21/2012	0.005	
7/11/2012	0.0025	
1/19/2013	<0.005	
7/19/2013	<0.005	
1/15/2014	0.0034	
7/11/2014	0.0019 (J)	
1/16/2015	<0.005	
6/20/2015	<0.005	
1/14/2016	0.0022 (J)	
6/15/2016	0.0028 (J)	
1/12/2017	<0.005	
7/24/2017	<0.005	
1/11/2018	<0.005	
7/12/2018	<0.005	
1/30/2019	<0.005	
3/27/2019	<0.005	
9/11/2019	0.005	
4/2/2020	0.0049 (J)	
9/15/2020	<0.005	
3/17/2021	0.0032 (J)	
8/18/2021	<0.005	
2/23/2022	<0.005	
8/2/2022	0.0052	
2/8/2023	<0.005	
8/2/2023	0.0061	
2/7/2024		<0.005
8/14/2024		<0.005

ND substitution: RL or RL/2 if <15% NDs.

Prediction Limit

Constituent: Zinc (mg/L) Analysis Run 9/30/2024 1:36 PM View: Appendix I - Intrawell

Plant McIntosh Client: Southern Company Data: McIntosh LF4 CCR

	GWC-12	GWC-12
8/25/2004	<0.005	
9/11/2004	0.01	
9/26/2004	<0.005	
10/13/2004	<0.005	
7/11/2005	<0.005	
12/7/2005	<0.005	
6/22/2006	0.0038	
11/28/2006	0.007	
7/6/2007	0.0025	
12/13/2007	0.0032	
6/20/2008	0.0044	
12/7/2008	0.0042	
7/10/2009	0.0025	
12/28/2009	0.0027	
6/22/2010	<0.005	
1/4/2011	0.0033	
7/9/2011	0.0043	
1/20/2012	0.0038	
7/11/2012	0.0035	
1/19/2013	0.0028	
7/18/2013	0.0028	
1/15/2014	0.0053	
7/11/2014	0.0034	
1/15/2015	0.003	
6/19/2015	0.0035	
1/16/2016	0.0023 (J)	
6/15/2016	0.0031 (J)	
1/12/2017	<0.005	
7/20/2017	<0.005	
1/11/2018	<0.005	
7/12/2018	<0.005	
1/30/2019	<0.005	
3/27/2019	<0.005	
9/11/2019	0.0066	
4/1/2020	<0.005	
9/16/2020	0.0033 (J)	
3/16/2021	<0.005	
8/18/2021	0.0081	
2/23/2022	<0.005	
8/3/2022	0.0071	
2/7/2023	<0.005	
8/2/2023	0.0036 (J)	
2/8/2024		0.004 (J)
8/14/2024		0.017

ND substitution: RL or RL/2 if <15% NDs.

Prediction Limit

Constituent: Zinc (mg/L) Analysis Run 9/30/2024 1:36 PM View: Appendix I - Intrawell

Plant McIntosh Client: Southern Company Data: McIntosh LF4 CCR

	GWC-17	GWC-17
12/8/2015	0.0058	
12/14/2015	0.006	
12/28/2015	0.0058	
1/13/2016	0.0056	
1/26/2016	0.0046	
6/15/2016	0.0053 (J)	
1/11/2017	0.018 (J)	
7/19/2017	<0.02	
1/11/2018	<0.02	
7/11/2018	<0.02	
1/29/2019	0.0059 (J)	
3/27/2019	<0.02	
9/11/2019	0.013	
4/1/2020	0.005	
9/15/2020	0.0052	
3/16/2021	0.006	
8/19/2021	0.013	
2/22/2022	0.0046 (J)	
8/2/2022	0.0074	
2/8/2023	0.0061	
8/2/2023	0.012	
2/6/2024		0.005
8/13/2024		0.0056

ND substitution: RL or RL/2 if <15% NDs.

Prediction Limit

Constituent: Zinc (mg/L) Analysis Run 9/30/2024 1:36 PM View: Appendix I - Intrawell

Plant McIntosh Client: Southern Company Data: McIntosh LF4 CCR

	GWC-18	GWC-18
12/8/2015	0.0017 (J)	
12/14/2015	0.0028	
12/28/2015	0.0024 (J)	
1/14/2016	0.0036	
1/26/2016	0.0036	
6/16/2016	0.0052 (J)	
1/11/2017	0.025	
7/25/2017	<0.005	
1/12/2018	<0.005	
7/11/2018	<0.005	
1/30/2019	0.5 (o)	
3/27/2019	<0.005	
9/11/2019	0.0058	
4/1/2020	<0.005	
9/15/2020	0.0032 (J)	
3/17/2021	0.0032 (J)	
8/19/2021	0.015	
2/23/2022	<0.005	
8/2/2022	0.0058	
2/7/2023	0.0032 (J)	
8/2/2023	0.0044 (J)	
2/7/2024		<0.005
8/14/2024		<0.005

ND substitution: RL or RL/2 if <15% NDs.

Prediction Limit

Constituent: Zinc (mg/L) Analysis Run 9/30/2024 1:36 PM View: Appendix I - Intrawell

Plant McIntosh Client: Southern Company Data: McIntosh LF4 CCR

	GWC-19	GWC-19
12/8/2015	0.0035	
12/15/2015	0.0028	
12/28/2015	0.0023 (J)	
1/14/2016	0.012	
1/26/2016	0.0034	
6/16/2016	0.0026 (J)	
1/16/2017	<0.005	
7/25/2017	<0.005	
1/12/2018	<0.005	
7/11/2018	<0.005	
1/29/2019	0.0051 (J)	
3/27/2019	<0.005	
9/11/2019	0.0046 (J)	
4/1/2020	<0.005	
9/16/2020	0.004 (J)	
3/16/2021	<0.005	
8/19/2021	0.017	
2/23/2022	<0.005	
8/3/2022	0.0057	
2/8/2023	<0.005	
8/2/2023	0.0051	
2/7/2024		<0.005
8/14/2024		<0.005

ND substitution: RL or RL/2 if <15% NDs.

Prediction Limit

Constituent: Zinc (mg/L) Analysis Run 9/30/2024 1:36 PM View: Appendix I - Intrawell

Plant McIntosh Client: Southern Company Data: McIntosh LF4 CCR

	GWC-20	GWC-20
12/9/2015	0.0035	
12/14/2015	0.0056	
12/29/2015	0.0084	
1/14/2016	0.0048	
1/25/2016	0.0069	
6/16/2016	0.0048 (J)	
1/13/2017	<0.005	
7/25/2017	<0.005	
1/12/2018	<0.005	
7/11/2018	<0.005	
1/29/2019	<0.005	
3/27/2019	<0.005	
9/11/2019	0.0073	
4/1/2020	<0.005	
9/15/2020	0.0044 (J)	
3/16/2021	<0.005	
8/19/2021	<0.005	
2/22/2022	0.0034 (J)	
8/3/2022	0.0042 (J)	
2/8/2023	<0.005	
8/2/2023	0.004 (J)	
2/7/2024		<0.005
8/14/2024		<0.005

ND substitution: RL or RL/2 if <15% NDs.

Prediction Limit

Constituent: Zinc (mg/L) Analysis Run 9/30/2024 1:36 PM View: Appendix I - Intrawell

Plant McIntosh Client: Southern Company Data: McIntosh LF4 CCR

	GWC-21	GWC-21
12/9/2015	0.0016 (J)	
12/14/2015	0.0015 (J)	
12/29/2015	<0.005	
1/14/2016	0.0052	
1/25/2016	0.0017 (J)	
6/16/2016	0.0097 (J)	
1/12/2017	<0.005	
7/25/2017	<0.005	
1/11/2018	<0.005	
7/11/2018	<0.005	
1/30/2019	0.0025 (J)	
3/27/2019	<0.005	
9/11/2019	0.0063	
4/1/2020	0.0032 (J)	
9/15/2020	<0.005	
3/17/2021	<0.005	
8/19/2021	<0.005	
2/23/2022	0.004 (J)	
8/4/2022	0.016	
2/8/2023	<0.005	
8/3/2023	0.0047 (J)	
2/7/2024		<0.005
8/14/2024		<0.005

ND substitution: RL or RL/2 if <15% NDs.

Prediction Limit

Constituent: Zinc (mg/L) Analysis Run 9/30/2024 1:36 PM View: Appendix I - Intrawell
Plant McIntosh Client: Southern Company Data: McIntosh LF4 CCR

	GWC-23	GWC-23
6/16/2016	0.0098 (J)	
1/17/2017	<0.005	
7/25/2017	0.0069 (J)	
1/12/2018	<0.005	
7/12/2018	<0.005	
1/30/2019	0.0049 (J)	
3/27/2019	<0.005	
9/11/2019	0.0086	
4/1/2020	0.0033 (J)	
9/15/2020	0.004 (J)	
3/17/2021	0.0033 (J)	
8/19/2021	0.0081	
2/23/2022	0.017	
8/4/2022	0.016	
2/8/2023	0.0046 (J)	
8/3/2023	0.0049 (J)	
2/7/2024		0.0035 (J)
8/14/2024		<0.005

ND substitution: RL or RL/2 if <15% NDs.

Prediction Limit

Constituent: Zinc (mg/L) Analysis Run 9/30/2024 1:36 PM View: Appendix I - Intrawell

Plant McIntosh Client: Southern Company Data: McIntosh LF4 CCR

	GWC-9	GWC-9
8/25/2004	<0.005	
9/11/2004	<0.005	
9/26/2004	<0.005	
10/13/2004	<0.005	
7/11/2005	<0.005	
12/7/2005	<0.005	
6/22/2006	<0.005	
11/28/2006	0.0034	
7/6/2007	0.0049	
12/13/2007	<0.005	
6/20/2008	0.006	
12/7/2008	0.0043	
7/9/2009	<0.005	
12/29/2009	0.0061	
6/22/2010	<0.005	
1/5/2011	<0.005	
7/9/2011	0.0077	
1/21/2012	0.0032	
7/11/2012	<0.005	
1/19/2013	<0.005	
7/18/2013	<0.005	
1/15/2014	0.0036	
7/10/2014	0.0024 (J)	
1/16/2015	0.0055	
6/20/2015	<0.005	
1/14/2016	<0.005	
6/15/2016	0.0037 (J)	
1/13/2017	<0.005	
7/24/2017	<0.005	
1/12/2018	<0.005	
7/12/2018	<0.005	
1/30/2019	0.051	
3/27/2019	<0.005	
9/11/2019	0.0058	
4/1/2020	<0.005	
9/16/2020	0.0035 (J)	
3/17/2021	<0.005	
8/19/2021	<0.005	
2/23/2022	<0.005	
8/3/2022	0.005	
2/8/2023	<0.005	
8/2/2023	0.0032 (J)	
2/7/2024		<0.005
8/14/2024		<0.005

ND substitution: RL or RL/2 if <15% NDs.

FIGURE E.

Appendix I - Interwell Prediction Limits (Two-Step) - All Result (No Significant)

Plant McIntosh Client: Southern Company Data: McIntosh LF4 CCR Printed 9/30/2024, 1:40 PM

Constituent	Well	Upper Lim.	Lower Lim.	Date	Observ.	Sig.	Bg N	Bg Mean	Std. Dev.	%NDs	ND Adj.	Transform	Alpha	Method
Zinc (mg/L)	GWC-12	0.045	n/a	8/14/2024	0.017	No	311	n/a	n/a	33.12	n/a	n/a	0.00004916	NP Inter (normality) 1 of 2

Sanitas™ v.10.0.22 Software licensed to Groundwater Stats Consulting. UG
Hollow symbols indicate censored values.

Within Limit

Prediction Limit

Interwell Non-parametric

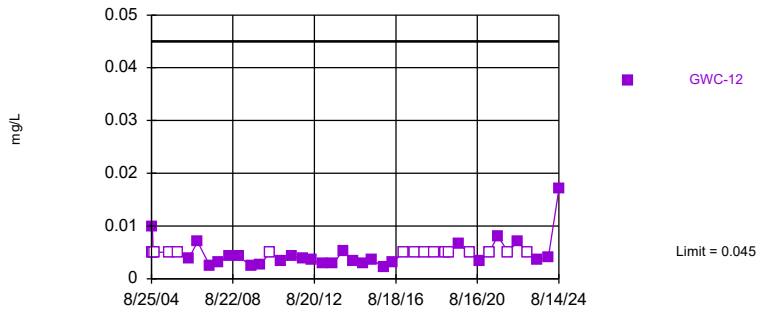

Non-parametric test used in lieu of parametric prediction limit because the Chi Squared normality test showed the data to be non-normal at the 0.01 alpha level. Limit is highest of 311 background values. 33.12% NDs. Annual per-constituent alpha = 0.0008845. Individual comparison alpha = 0.00004916 (1 of 2). Assumes 8 future values.

Constituent: Zinc Analysis Run 9/30/2024 1:38 PM View: Appendix I - Interwell

Plant McIntosh Client: Southern Company Data: McIntosh LF4 CCR

Prediction Limit

Constituent: Zinc (mg/L) Analysis Run 9/30/2024 1:40 PM View: Appendix I - Interwell

Plant McIntosh Client: Southern Company Data: McIntosh LF4 CCR

	GWA-3 (bg)	GWC-12	GWA-5 (bg)	GWA-2 (bg)	GWA-4A (bg)	GWA-15 (bg)	GWA-16 (bg)	GWA-14 (bg)	GWA-13 (bg)
8/25/2004	<0.005	<0.005	0.017	0.014	<0.005				
9/11/2004	<0.005	0.01	<0.005	<0.005	<0.005				
9/26/2004	<0.005	<0.005	<0.005	<0.005	<0.005				
10/13/2004	<0.005	<0.005	<0.005	<0.005	<0.005				
7/11/2005	<0.005	<0.005	<0.005	<0.005	<0.005				
12/7/2005	<0.005	<0.005	<0.005	<0.005	0.06 (O)				
6/22/2006	0.0042	0.0038	0.0033	0.0041	0.0061				
11/28/2006	0.0048	0.007	0.0034	0.0033	0.0064				
7/6/2007	0.045	0.0025	0.0037	0.0036	0.011				
12/13/2007	0.005	0.0032	<0.005	<0.005	0.0061				
6/20/2008	0.012	0.0044	0.0042	0.0045	0.009				
12/7/2008	0.042	0.0042	0.0049	0.0031	0.0071				
7/9/2009	0.0038		0.0032	0.004	0.0059				
7/10/2009		0.0025							
12/28/2009	<0.005	0.0027		0.0027					
12/29/2009			0.0031						
12/30/2009					0.0038				
6/22/2010	<0.005	<0.005	<0.005	0.0028	0.0044				
1/4/2011		0.0033	0.0029	0.0027	0.0038				
1/5/2011	0.057 (O)								
7/9/2011	0.0085	0.0043	0.0038	0.0051					
7/10/2011					0.005				
1/20/2012	0.0057	0.0038							
1/21/2012			0.0057	0.004	0.0074				
7/11/2012	<0.005	0.0035	0.0032	0.0075	0.0047				
1/19/2013	<0.005	0.0028	0.0032						
1/20/2013				0.0034	<0.005				
7/18/2013	0.0028	0.0028	0.0027						
7/19/2013				<0.005	0.0032				
1/15/2014	0.0047	0.0053	0.0059	0.0049					
1/16/2014					0.019				
7/10/2014			0.0064		0.0038				
7/11/2014	0.0025	0.0034		0.0038					
1/15/2015	0.002 (J)	0.003	0.0024 (J)						
1/16/2015				0.0032	0.0045				
6/19/2015	0.0019 (J)	0.0035	0.0057						
6/20/2015				0.0042	0.0023 (J)				
12/7/2015						0.0052	0.0048	0.0044	0.0034
12/8/2015									
12/14/2015							0.0038		
12/15/2015						0.0046		0.0031	0.003
12/28/2015						0.0042	0.0042		
12/29/2015								0.0028	0.0028
1/13/2016						0.0038	0.0036	0.0028	0.0025
1/14/2016			0.0022 (J)		0.0024 (J)				
1/16/2016	0.0033	0.0023 (J)		0.0042					
1/25/2016						0.0036	0.0033	0.0034	0.0022 (J)
1/26/2016									
6/14/2016	0.0028 (J)		0.0028 (J)	0.0043 (J)	0.0053 (J)			0.0036 (J)	0.0042 (J)
6/15/2016		0.0031 (J)				0.0028 (J)	0.0032 (J)		
6/16/2016									
1/10/2017	0.0079 (J)			0.0084 (J)	<0.005				

ND substitution: RL or RL/2 if <15% NDs.

Prediction Limit

Constituent: Zinc (mg/L) Analysis Run 9/30/2024 1:40 PM View: Appendix I - Interwell

Plant McIntosh Client: Southern Company Data: McIntosh LF4 CCR

	GWA-3 (bg)	GWC-12	GWA-5 (bg)	GWA-2 (bg)	GWA-4A (bg)	GWA-15 (bg)	GWA-16 (bg)	GWA-14 (bg)	GWA-13 (bg)
1/11/2017			0.013 (J)			0.014 (J)	<0.005	0.013 (J)	
1/12/2017		<0.005							<0.005
7/17/2017				<0.005					
7/18/2017	<0.005		<0.005		<0.005				<0.005
7/19/2017						<0.005	<0.005	<0.005	
7/20/2017		<0.005							
7/25/2017									
1/10/2018	<0.005		<0.005	<0.005	<0.005				<0.005
1/11/2018		<0.005				<0.005	<0.005	<0.005	
1/12/2018									
7/11/2018	<0.005		<0.005	<0.005	0.0098 (J)	<0.005	<0.005	<0.005	<0.005
7/12/2018		<0.005							
1/29/2019	<0.005		0.0027 (J)	0.0064 (J)	0.0064 (J)	0.0059 (J)	0.0024 (J)	0.0048 (J)	<0.005
1/30/2019		<0.005							
3/26/2019			<0.005		0.01	<0.005	<0.005	<0.005	<0.005
3/27/2019	<0.005	<0.005		<0.005					
9/10/2019			0.022		0.012		0.006	0.0069	0.0061
9/11/2019	0.012	0.0066		0.0089		0.0062			
3/31/2020			<0.005		0.013				<0.005
4/1/2020	<0.005	<0.005		0.0066		<0.005	<0.005	<0.005	
9/15/2020	<0.005		0.0049 (J)	0.0049 (J)		0.0033 (J)	0.0033 (J)	0.024	0.0037 (J)
9/16/2020		0.0033 (J)			0.011				
3/16/2021	0.0035 (J)	<0.005		0.0045 (J)			0.005	0.007	<0.005
3/17/2021			0.0041 (J)		0.0039 (J)	0.0063			
8/17/2021	<0.005			0.004 (J)			<0.005	<0.005	
8/18/2021		0.0081							<0.005
8/19/2021			<0.005		0.004 (J)	<0.005			
2/22/2022	<0.005		<0.005	0.0055		0.0057	0.0076	0.0054	<0.005
2/23/2022		<0.005			<0.005				
8/2/2022	0.033		0.0051	0.0074		0.0039 (J)	0.0032 (J)	0.0042 (J)	<0.005
8/3/2022		0.0071			0.012				
2/6/2023									<0.005
2/7/2023	0.0032 (J)	<0.005	0.0037 (J)	0.0051	0.0031 (J)	<0.005	0.0063	0.0031 (J)	
2/8/2023									
8/1/2023			0.0028 (J)	0.0061	0.0047 (J)	0.0029 (J)	0.0032 (J)		0.0032 (J)
8/2/2023	<0.005	0.0036 (J)						0.003 (J)	
2/6/2024	<0.005		<0.005	0.0041 (J)	0.0029 (J)	0.0041 (J)	0.0029 (J)	0.0028 (J)	0.0045 (J)
2/7/2024									
2/8/2024		0.004 (J)							
8/13/2024	0.0047 (J)		0.0031 (J)		0.0031 (J)	0.0035 (J)	0.0077	<0.005	<0.005
8/14/2024		0.017							
8/15/2024				0.029					

ND substitution: RL or RL/2 if <15% NDs.

Prediction Limit

Constituent: Zinc (mg/L) Analysis Run 9/30/2024 1:40 PM View: Appendix I - Interwell
Plant McIntosh Client: Southern Company Data: McIntosh LF4 CCR

	GWC-17 (bg)	GWC-18 (bg)
8/25/2004		
9/11/2004		
9/26/2004		
10/13/2004		
7/11/2005		
12/7/2005		
6/22/2006		
11/28/2006		
7/6/2007		
12/13/2007		
6/20/2008		
12/7/2008		
7/9/2009		
7/10/2009		
12/28/2009		
12/29/2009		
12/30/2009		
6/22/2010		
1/4/2011		
1/5/2011		
7/9/2011		
7/10/2011		
1/20/2012		
1/21/2012		
7/11/2012		
1/19/2013		
1/20/2013		
7/18/2013		
7/19/2013		
1/15/2014		
1/16/2014		
7/10/2014		
7/11/2014		
1/15/2015		
1/16/2015		
6/19/2015		
6/20/2015		
12/7/2015		
12/8/2015	0.0058	0.0017 (J)
12/14/2015	0.006	0.0028
12/15/2015		
12/28/2015	0.0058	0.0024 (J)
12/29/2015		
1/13/2016	0.0056	
1/14/2016		0.0036
1/16/2016		
1/25/2016		
1/26/2016	0.0046	0.0036
6/14/2016		
6/15/2016	0.0053 (J)	
6/16/2016		0.0052 (J)
1/10/2017		

Prediction Limit

Constituent: Zinc (mg/L) Analysis Run 9/30/2024 1:40 PM View: Appendix I - Interwell
Plant McIntosh Client: Southern Company Data: McIntosh LF4 CCR

	GWC-17 (bg)	GWC-18 (bg)
1/11/2017	0.018 (J)	0.025
1/12/2017		
7/17/2017		
7/18/2017		
7/19/2017	<0.005	
7/20/2017		
7/25/2017		<0.005
1/10/2018		
1/11/2018	<0.005	
1/12/2018		<0.005
7/11/2018	<0.005	<0.005
7/12/2018		
1/29/2019	0.0059 (J)	
1/30/2019		0.5 (o)
3/26/2019		
3/27/2019	<0.005	<0.005
9/10/2019		
9/11/2019	0.013	0.0058
3/31/2020		
4/1/2020	0.005	<0.005
9/15/2020	0.0052	0.0032 (J)
9/16/2020		
3/16/2021	0.006	
3/17/2021		0.0032 (J)
8/17/2021		
8/18/2021		
8/19/2021	0.013	0.015
2/22/2022	0.0046 (J)	
2/23/2022		<0.005
8/2/2022	0.0074	0.0058
8/3/2022		
2/6/2023		
2/7/2023		0.0032 (J)
2/8/2023	0.0061	
8/1/2023		
8/2/2023	0.012	0.0044 (J)
2/6/2024	0.005	
2/7/2024		<0.005
2/8/2024		
8/13/2024	0.0056	
8/14/2024		<0.005
8/15/2024		

ND substitution: RL or RL/2 if <15% NDs.

FIGURE F.

Appendix I - Trend Test Summary - All Results (No Significant)

Plant McIntosh Client: Southern Company Data: McIntosh LF4 CCR Printed 9/30/2024, 1:43 PM

Constituent	Well	Slope	Calc.	Critical	Sig.	N	%NDs	Normality	Xform	Alpha	Method
Zinc (mg/L)	GWA-13 (bg)	0	65	98	No	23	56.52	n/a	n/a	0.01	NP
Zinc (mg/L)	GWA-14 (bg)	0.00003609	30	98	No	23	30.43	n/a	n/a	0.01	NP
Zinc (mg/L)	GWA-15 (bg)	0	-20	-98	No	23	30.43	n/a	n/a	0.01	NP
Zinc (mg/L)	GWA-16 (bg)	0.0000379	37	98	No	23	30.43	n/a	n/a	0.01	NP
Zinc (mg/L)	GWA-2 (bg)	0	0.5205	2.58	No	44	25	n/a	n/a	0.01	NP
Zinc (mg/L)	GWA-3 (bg)	0	-0.7666	-2.58	No	43	48.84	n/a	n/a	0.01	NP
Zinc (mg/L)	GWA-4A (bg)	-7.3e-11	-0.6552	-2.58	No	43	23.26	n/a	n/a	0.01	NP
Zinc (mg/L)	GWA-5 (bg)	0	-0.5686	-2.58	No	44	34.09	n/a	n/a	0.01	NP
Zinc (mg/L)	GWC-12	0	1.163	2.58	No	44	36.36	n/a	n/a	0.01	NP
Zinc (mg/L)	GWC-17 (bg)	-0.00002317	-15	-98	No	23	17.39	n/a	n/a	0.01	NP
Zinc (mg/L)	GWC-18 (bg)	0.0001592	50	92	No	22	36.36	n/a	n/a	0.01	NP

Sanitas™ v.10.0.22 Software licensed to Groundwater Stats Consulting. UG
Hollow symbols indicate censored values.

Sen's Slope Estimator

GWA-13 (bg)

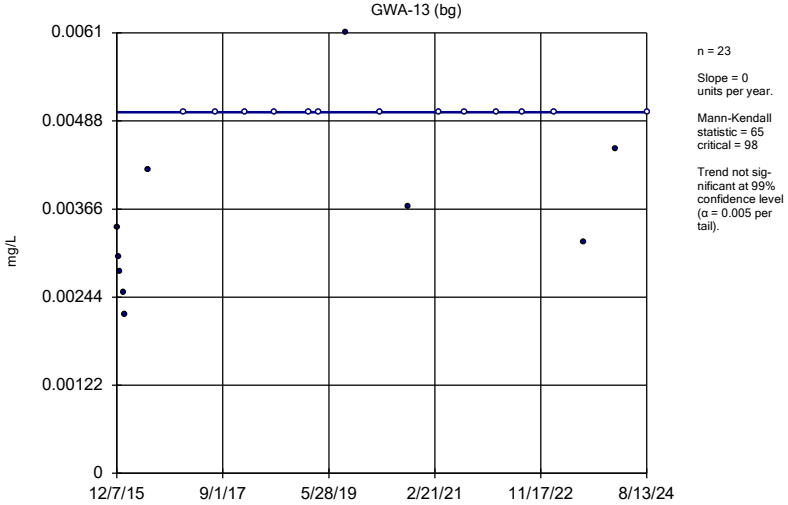

n = 23

Slope = 0 units per year.

Mann-Kendall statistic = 65
critical = 98

Trend not significant at 99% confidence level (α = 0.005 per tail).

Constituent: Zinc Analysis Run 9/30/2024 1:41 PM View: Appendix I - Trend Tests
Plant McIntosh Client: Southern Company Data: McIntosh LF4 CCR

Sanitas™ v.10.0.22 Software licensed to Groundwater Stats Consulting. UG
Hollow symbols indicate censored values.

Sen's Slope Estimator

GWA-14 (bg)

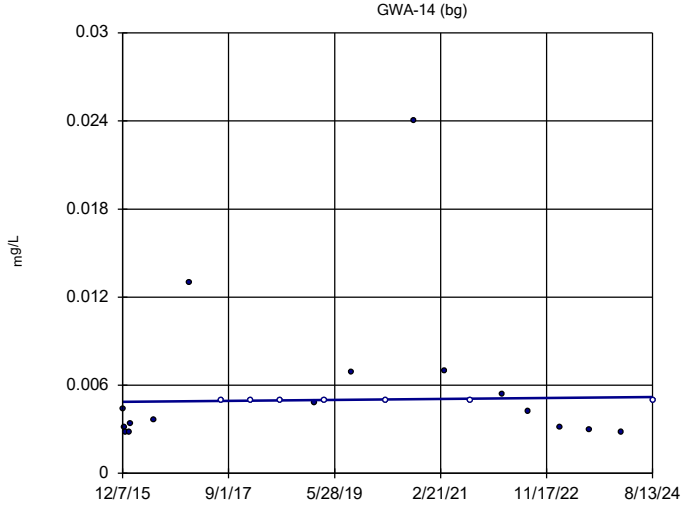

n = 23

Slope = 0.00003609 units per year.

Mann-Kendall statistic = 30
critical = 98

Trend not significant at 99% confidence level (α = 0.005 per tail).

Constituent: Zinc Analysis Run 9/30/2024 1:41 PM View: Appendix I - Trend Tests
Plant McIntosh Client: Southern Company Data: McIntosh LF4 CCR

Sanitas™ v.10.0.22 Software licensed to Groundwater Stats Consulting. UG
Hollow symbols indicate censored values.

Sen's Slope Estimator

GWA-15 (bg)

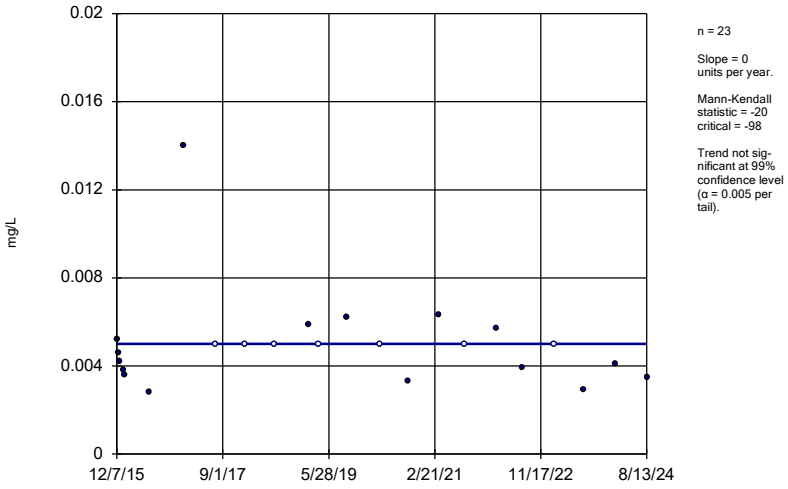

n = 23

Slope = 0 units per year.

Mann-Kendall statistic = -20
critical = -98

Trend not significant at 99% confidence level (α = 0.005 per tail).

Constituent: Zinc Analysis Run 9/30/2024 1:41 PM View: Appendix I - Trend Tests
Plant McIntosh Client: Southern Company Data: McIntosh LF4 CCR

Sanitas™ v.10.0.22 Software licensed to Groundwater Stats Consulting. UG
Hollow symbols indicate censored values.

Sen's Slope Estimator

GWA-16 (bg)

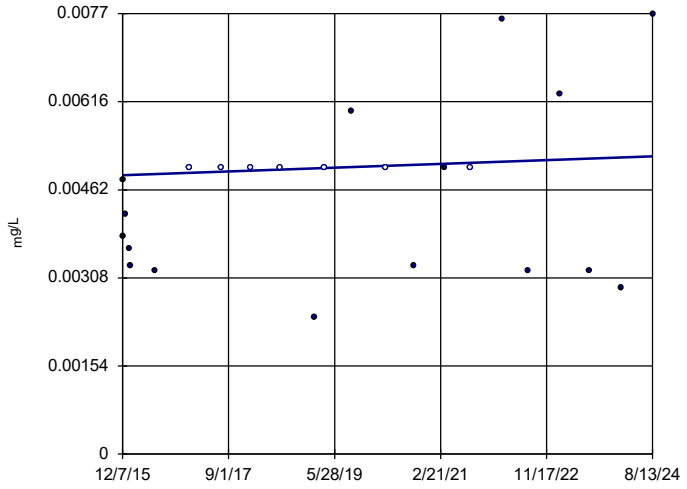

n = 23

Slope = 0.0000379 units per year.

Mann-Kendall statistic = 37
critical = 98

Trend not significant at 99% confidence level (α = 0.005 per tail).

Constituent: Zinc Analysis Run 9/30/2024 1:41 PM View: Appendix I - Trend Tests
Plant McIntosh Client: Southern Company Data: McIntosh LF4 CCR

Sanitas™ v.10.0.22 Software licensed to Groundwater Stats Consulting. UG
Hollow symbols indicate censored values.

Sen's Slope Estimator

GWA-2 (bg)

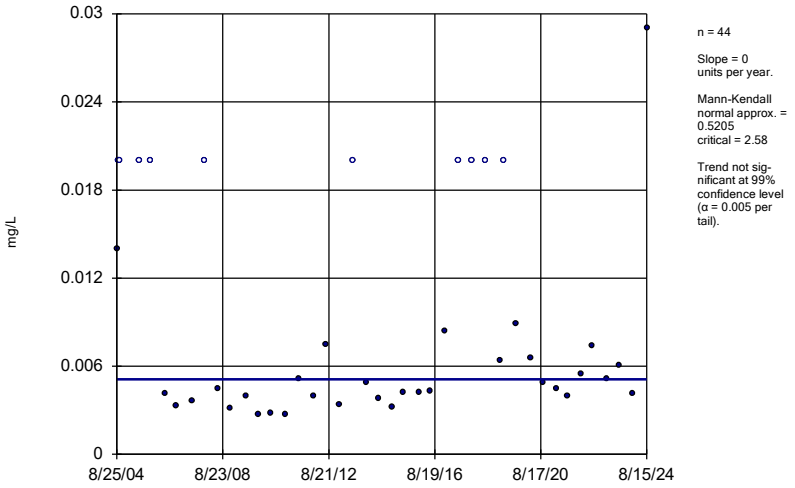

n = 44

Slope = 0 units per year.

Mann-Kendall normal approx. = 0.5205
critical = 2.58

Trend not significant at 99% confidence level (α = 0.005 per tail).

Constituent: Zinc Analysis Run 9/30/2024 1:41 PM View: Appendix I - Trend Tests
Plant McIntosh Client: Southern Company Data: McIntosh LF4 CCR

Sanitas™ v.10.0.22 Software licensed to Groundwater Stats Consulting. UG
Hollow symbols indicate censored values.

Sen's Slope Estimator

GWA-3 (bg)

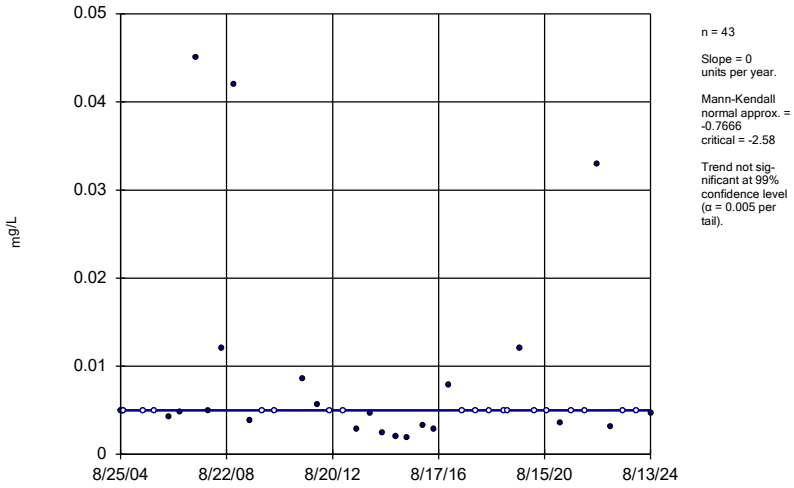

n = 43

Slope = 0 units per year.

Mann-Kendall normal approx. = -0.7666
critical = -2.58

Trend not significant at 99% confidence level (α = 0.005 per tail).

Constituent: Zinc Analysis Run 9/30/2024 1:41 PM View: Appendix I - Trend Tests
Plant McIntosh Client: Southern Company Data: McIntosh LF4 CCR

Sanitas™ v.10.0.22 Software licensed to Groundwater Stats Consulting. UG
Hollow symbols indicate censored values.

Sen's Slope Estimator

GWA-4A (bg)

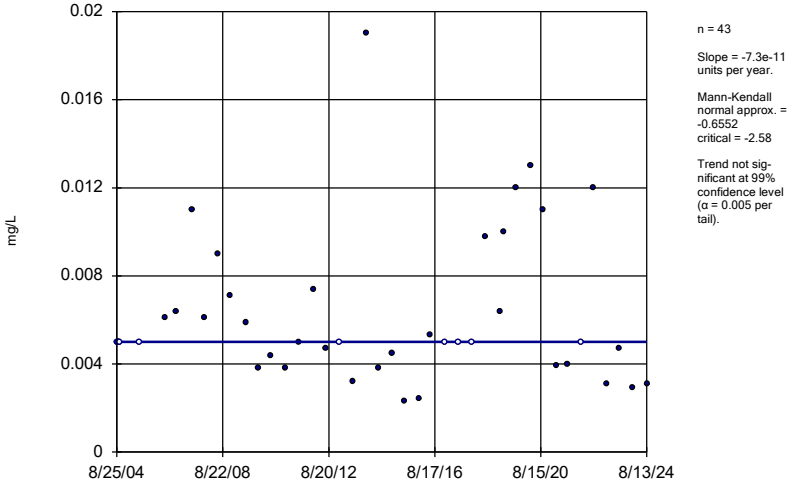

n = 43

Slope = -7.3e-11 units per year.

Mann-Kendall normal approx. = -0.6552
critical = -2.58

Trend not significant at 99% confidence level (α = 0.005 per tail).

Constituent: Zinc Analysis Run 9/30/2024 1:41 PM View: Appendix I - Trend Tests
Plant McIntosh Client: Southern Company Data: McIntosh LF4 CCR

Sanitas™ v.10.0.22 Software licensed to Groundwater Stats Consulting. UG
Hollow symbols indicate censored values.

Sen's Slope Estimator

GWA-5 (bg)

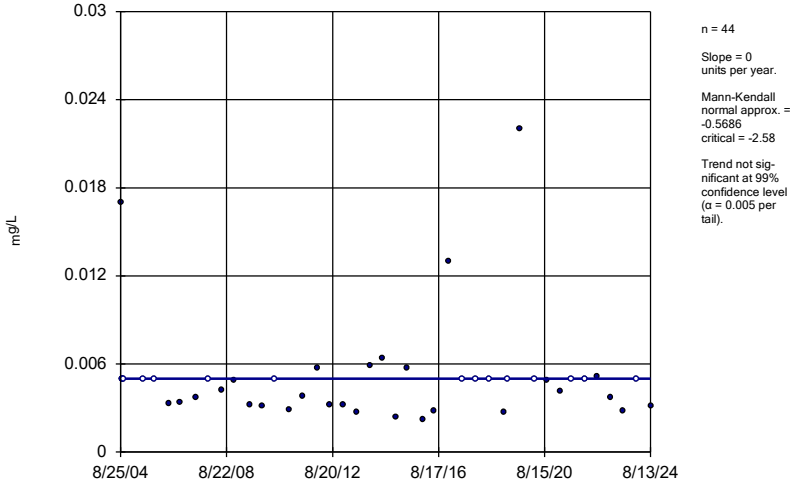

n = 44

Slope = 0 units per year.

Mann-Kendall normal approx. = -0.5686
critical = -2.58

Trend not significant at 99% confidence level (α = 0.005 per tail).

Constituent: Zinc Analysis Run 9/30/2024 1:41 PM View: Appendix I - Trend Tests
Plant McIntosh Client: Southern Company Data: McIntosh LF4 CCR

Sanitas™ v.10.0.22 Software licensed to Groundwater Stats Consulting. UG
Hollow symbols indicate censored values.

Sen's Slope Estimator

GWC-12

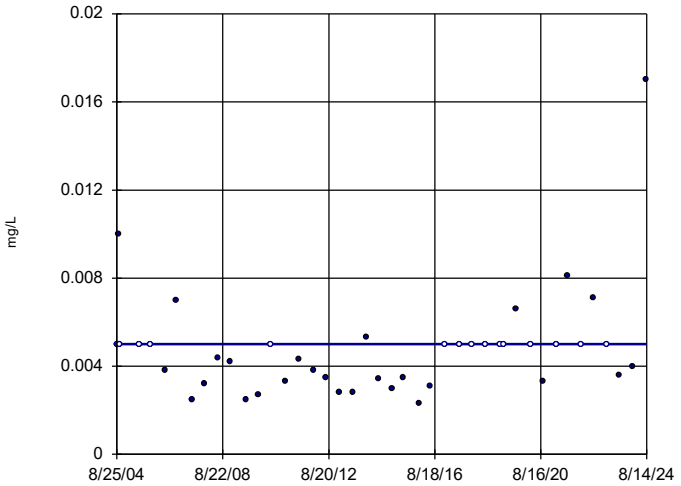

n = 44

Slope = 0
units per year.

Mann-Kendall
normal approx. =
1.163
critical = 2.58

Trend not sig-
nificant at 99%
confidence level
(α = 0.005 per
tail).

Constituent: Zinc Analysis Run 9/30/2024 1:41 PM View: Appendix I - Trend Tests
Plant McIntosh Client: Southern Company Data: McIntosh LF4 CCR

Sanitas™ v.10.0.22 Software licensed to Groundwater Stats Consulting. UG
Hollow symbols indicate censored values.

Sen's Slope Estimator

GWC-17 (bg)

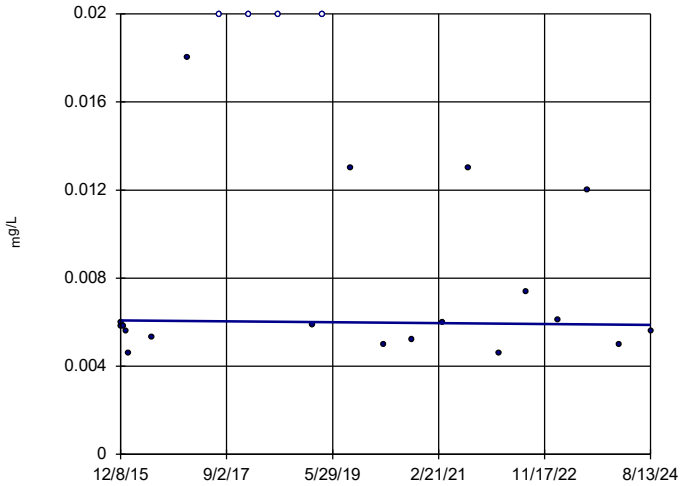

n = 23

Slope = -0.00002317
units per year.

Mann-Kendall
statistic = -15
critical = -98

Trend not sig-
nificant at 99%
confidence level
(α = 0.005 per
tail).

Constituent: Zinc Analysis Run 9/30/2024 1:41 PM View: Appendix I - Trend Tests
Plant McIntosh Client: Southern Company Data: McIntosh LF4 CCR

Sanitas™ v.10.0.22 Software licensed to Groundwater Stats Consulting. UG
Hollow symbols indicate censored values.

Sen's Slope Estimator

GWC-18 (bg)

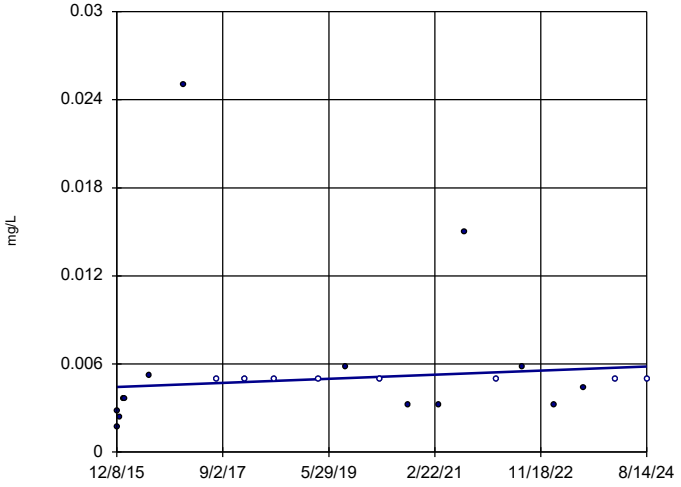

n = 22

Slope = 0.0001592
units per year.

Mann-Kendall
statistic = 50
critical = 92

Trend not sig-
nificant at 99%
confidence level
(α = 0.005 per
tail).

Constituent: Zinc Analysis Run 9/30/2024 1:41 PM View: Appendix I - Trend Tests
Plant McIntosh Client: Southern Company Data: McIntosh LF4 CCR

FIGURE G.

Appendix III - Intrawell Prediction Limits - All Results (No Significant)

Plant McIntosh Client: Southern Company Data: McIntosh LF4 CCR Printed 9/30/2024, 1:52 PM

Constituent	Well	Upper Lim.	Lower Lim.	Date	Observ.	Sig.	Bg N	Bg Mean	Std. Dev.	%NDs	ND Adj.	Transform	Alpha	Method
Sulfate (mg/L)	GWA-13	1.4	n/a	8/13/2024	0.83J	No	22	n/a	n/a	63.64	n/a	n/a	0.003707	NP Intra (NDs) 1 of 2
Sulfate (mg/L)	GWA-14	2.313	n/a	8/13/2024	0.81J	No	20	-0.1239	0.4296	40	Kaplan-Meier	ln(x)	0.0008358	Param Intra 1 of 2
Sulfate (mg/L)	GWA-15	1.2	n/a	8/13/2024	0.83J	No	22	n/a	n/a	59.09	n/a	n/a	0.003707	NP Intra (NDs) 1 of 2
Sulfate (mg/L)	GWA-16	1	n/a	8/13/2024	0.71J	No	22	n/a	n/a	68.18	n/a	n/a	0.003707	NP Intra (NDs) 1 of 2
Sulfate (mg/L)	GWA-2	1.7	n/a	8/15/2024	1.3	No	22	n/a	n/a	63.64	n/a	n/a	0.003707	NP Intra (NDs) 1 of 2
Sulfate (mg/L)	GWA-3	1.125	n/a	8/13/2024	0.92J	No	22	0.4635	0.5166	45.45	Kaplan-Meier	x^4	0.0008358	Param Intra 1 of 2
Sulfate (mg/L)	GWA-4A	12.87	n/a	8/13/2024	3.7	No	22	6.173	3.033	0	None	No	0.0008358	Param Intra 1 of 2
Sulfate (mg/L)	GWA-5	1	n/a	8/13/2024	1ND	No	22	n/a	n/a	77.27	n/a	n/a	0.003707	NP Intra (NDs) 1 of 2
Sulfate (mg/L)	GWC-1	2.465	n/a	8/14/2024	1.6	No	22	1.368	0.497	0	None	No	0.0008358	Param Intra 1 of 2
Sulfate (mg/L)	GWC-10	5.509	n/a	8/14/2024	3.1	No	22	3.192	1.049	0	None	No	0.0008358	Param Intra 1 of 2
Sulfate (mg/L)	GWC-11	6.527	n/a	8/14/2024	2.4	No	22	4.171	1.067	0	None	No	0.0008358	Param Intra 1 of 2
Sulfate (mg/L)	GWC-12	1.1	n/a	8/14/2024	0.61J	No	22	n/a	n/a	59.09	n/a	n/a	0.003707	NP Intra (NDs) 1 of 2
Sulfate (mg/L)	GWC-17	1.8	n/a	8/13/2024	1ND	No	21	n/a	n/a	61.9	n/a	n/a	0.003999	NP Intra (NDs) 1 of 2
Sulfate (mg/L)	GWC-18	6.542	n/a	8/14/2024	3.8	No	22	4.152	1.083	0	None	No	0.0008358	Param Intra 1 of 2
Sulfate (mg/L)	GWC-19	3.007	n/a	8/14/2024	2.4	No	22	2.01	0.4516	0	None	No	0.0008358	Param Intra 1 of 2
Sulfate (mg/L)	GWC-20	2.739	n/a	8/14/2024	0.92J	No	20	1.335	0.6265	10	None	No	0.0008358	Param Intra 1 of 2
Sulfate (mg/L)	GWC-21	1.684	n/a	8/14/2024	0.51J	No	22	0.9255	0.1685	22.73	Kaplan-Meier	sqrt(x)	0.0008358	Param Intra 1 of 2
Sulfate (mg/L)	GWC-23	3.525	n/a	8/14/2024	2.5	No	21	2.376	0.5166	0	None	No	0.0008358	Param Intra 1 of 2
Sulfate (mg/L)	GWC-9	4.1	n/a	8/14/2024	1	No	22	n/a	n/a	45.45	n/a	n/a	0.003707	NP Intra (normality) 1 of 2

Sanitas™ v.10.0.22 Software licensed to Groundwater Stats Consulting. UG
Hollow symbols indicate censored values.

Within Limit

Prediction Limit

Intrawell Non-parametric

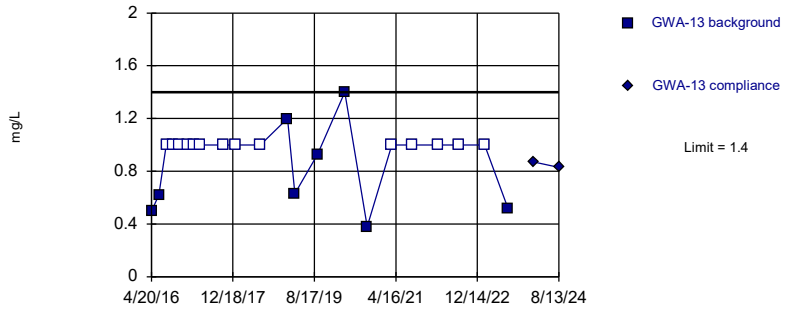

Non-parametric test used in lieu of parametric prediction limit because censored data exceeded 50%. Limit is highest of 22 background values. 63.64% NDs. Well-constituent pair annual alpha = 0.007401. Individual comparison alpha = 0.003707 (1 of 2).

Constituent: Sulfate Analysis Run 9/30/2024 1:50 PM View: Appendix III - Intrawell
Plant McIntosh Client: Southern Company Data: McIntosh LF4 CCR

Sanitas™ v.10.0.22 Software licensed to Groundwater Stats Consulting. UG
Hollow symbols indicate censored values.

Within Limit

Prediction Limit

Intrawell Parametric

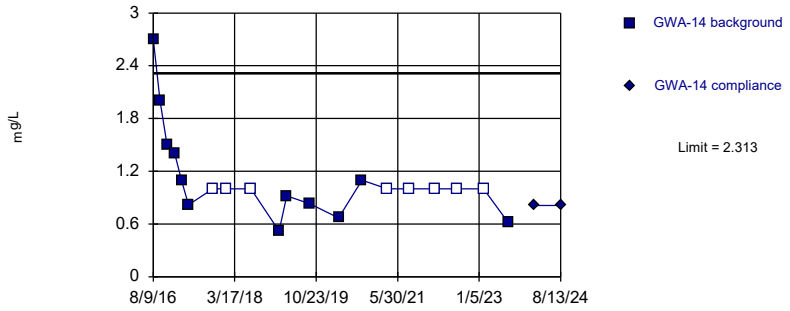

Background Data Summary (based on natural log transformation) (after Kaplan-Meier Adjustment): Mean=-0.1239, Std. Dev.=0.4296, n=20, 40% NDs. Normality test: Shapiro Wilk @alpha = 0.01, calculated = 0.9042, critical = 0.868. Kappa = 2.241 (c=7, w=9, 1 of 2, event alpha = 0.05132). Report alpha = 0.0008358.

Constituent: Sulfate Analysis Run 9/30/2024 1:50 PM View: Appendix III - Intrawell
Plant McIntosh Client: Southern Company Data: McIntosh LF4 CCR

Sanitas™ v.10.0.22 Software licensed to Groundwater Stats Consulting. UG
Hollow symbols indicate censored values.

Within Limit

Prediction Limit

Intrawell Non-parametric

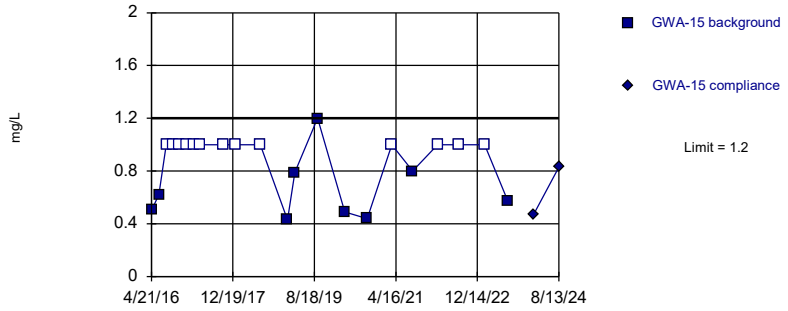

Non-parametric test used in lieu of parametric prediction limit because censored data exceeded 50%. Limit is highest of 22 background values. 59.09% NDs. Well-constituent pair annual alpha = 0.007401. Individual comparison alpha = 0.003707 (1 of 2).

Constituent: Sulfate Analysis Run 9/30/2024 1:50 PM View: Appendix III - Intrawell
Plant McIntosh Client: Southern Company Data: McIntosh LF4 CCR

Sanitas™ v.10.0.22 Software licensed to Groundwater Stats Consulting. UG
Hollow symbols indicate censored values.

Within Limit

Prediction Limit

Intrawell Non-parametric

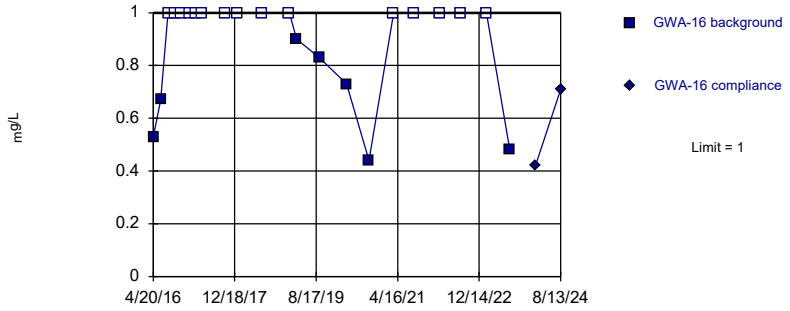

Non-parametric test used in lieu of parametric prediction limit because censored data exceeded 50%. Limit is highest of 22 background values. 68.18% NDs. Well-constituent pair annual alpha = 0.007401. Individual comparison alpha = 0.003707 (1 of 2).

Constituent: Sulfate Analysis Run 9/30/2024 1:50 PM View: Appendix III - Intrawell
Plant McIntosh Client: Southern Company Data: McIntosh LF4 CCR

Sanitas™ v.10.0.22 Software licensed to Groundwater Stats Consulting. UG
Hollow symbols indicate censored values.

Within Limit

Prediction Limit

Intrawell Non-parametric

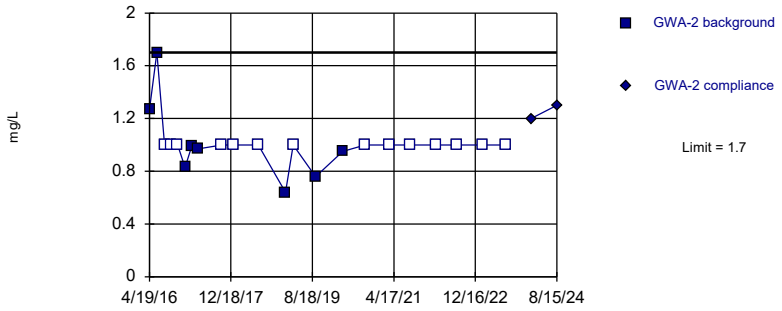

Non-parametric test used in lieu of parametric prediction limit because censored data exceeded 50%. Limit is highest of 22 background values. 63.64% NDs. Well-constituent pair annual alpha = 0.007401. Individual comparison alpha = 0.003707 (1 of 2).

Constituent: Sulfate Analysis Run 9/30/2024 1:50 PM View: Appendix III - Intrawell
Plant McIntosh Client: Southern Company Data: McIntosh LF4 CCR

Sanitas™ v.10.0.22 Software licensed to Groundwater Stats Consulting. UG
Hollow symbols indicate censored values.

Within Limit

Prediction Limit

Intrawell Parametric

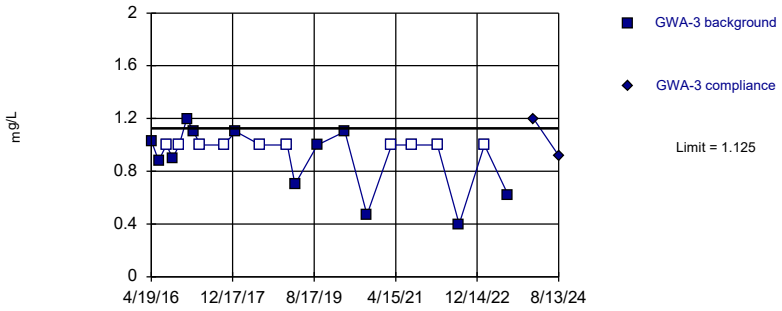

Background Data Summary (based on x^4 transformation) (after Kaplan-Meier Adjustment): Mean=0.4635, Std. Dev.=0.5166, n=22, 45.45% NDs. Normality test: Shapiro Wilk @alpha = 0.01, calculated = 0.8845, critical = 0.878. Kappa = 2.208 (c=7, w=9, 1 of 2, event alpha = 0.05132). Report alpha = 0.0008358.

Constituent: Sulfate Analysis Run 9/30/2024 1:50 PM View: Appendix III - Intrawell
Plant McIntosh Client: Southern Company Data: McIntosh LF4 CCR

Sanitas™ v.10.0.22 Software licensed to Groundwater Stats Consulting. UG

Within Limit

Prediction Limit

Intrawell Parametric

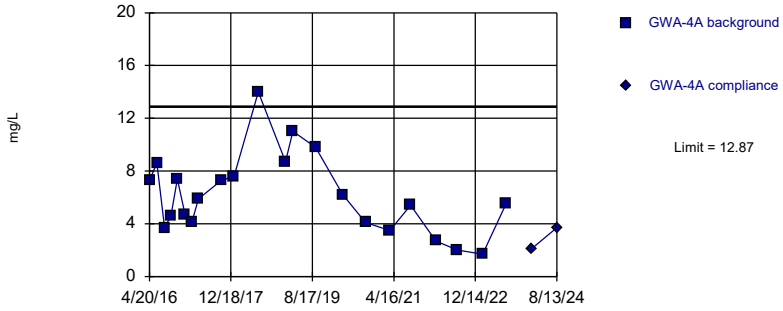

Background Data Summary: Mean=6.173, Std. Dev.=3.033, n=22. Normality test: Shapiro Wilk @alpha = 0.01, calculated = 0.9575, critical = 0.878. Kappa = 2.208 (c=7, w=9, 1 of 2, event alpha = 0.05132). Report alpha = 0.0008358.

Constituent: Sulfate Analysis Run 9/30/2024 1:50 PM View: Appendix III - Intrawell
Plant McIntosh Client: Southern Company Data: McIntosh LF4 CCR

Sanitas™ v.10.0.22 Software licensed to Groundwater Stats Consulting. UG
Hollow symbols indicate censored values.

Within Limit

Prediction Limit

Intrawell Non-parametric

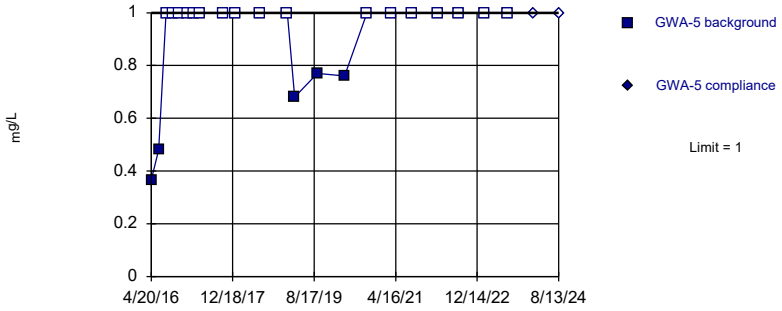

Non-parametric test used in lieu of parametric prediction limit because censored data exceeded 50%. Limit is highest of 22 background values. 77.27% NDs. Well-constituent pair annual alpha = 0.007401. Individual comparison alpha = 0.003707 (1 of 2).

Constituent: Sulfate Analysis Run 9/30/2024 1:50 PM View: Appendix III - Intrawell
Plant McIntosh Client: Southern Company Data: McIntosh LF4 CCR

Sanitas™ v.10.0.22 Software licensed to Groundwater Stats Consulting. UG

Within Limit

Prediction Limit

Intrawell Parametric

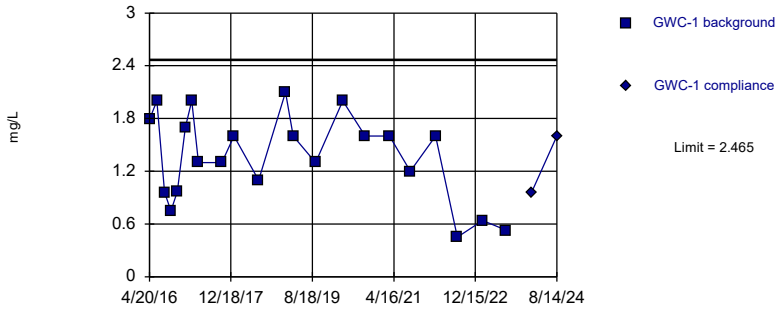

Background Data Summary: Mean=1.368, Std. Dev.=0.497, n=22. Normality test: Shapiro Wilk @alpha = 0.01, calculated = 0.9458, critical = 0.878. Kappa = 2.208 (c=7, w=9, 1 of 2, event alpha = 0.05132). Report alpha = 0.0008358.

Constituent: Sulfate Analysis Run 9/30/2024 1:50 PM View: Appendix III - Intrawell

Plant McIntosh Client: Southern Company Data: McIntosh LF4 CCR

Sanitas™ v.10.0.22 Software licensed to Groundwater Stats Consulting. UG

Within Limit

Prediction Limit

Intrawell Parametric

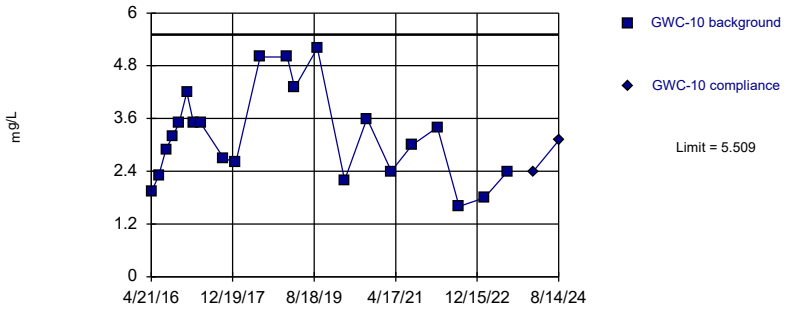

Background Data Summary: Mean=3.192, Std. Dev.=1.049, n=22. Normality test: Shapiro Wilk @alpha = 0.01, calculated = 0.9486, critical = 0.878. Kappa = 2.208 (c=7, w=9, 1 of 2, event alpha = 0.05132). Report alpha = 0.0008358.

Constituent: Sulfate Analysis Run 9/30/2024 1:50 PM View: Appendix III - Intrawell

Plant McIntosh Client: Southern Company Data: McIntosh LF4 CCR

Sanitas™ v.10.0.22 Software licensed to Groundwater Stats Consulting. UG

Within Limit

Prediction Limit

Intrawell Parametric

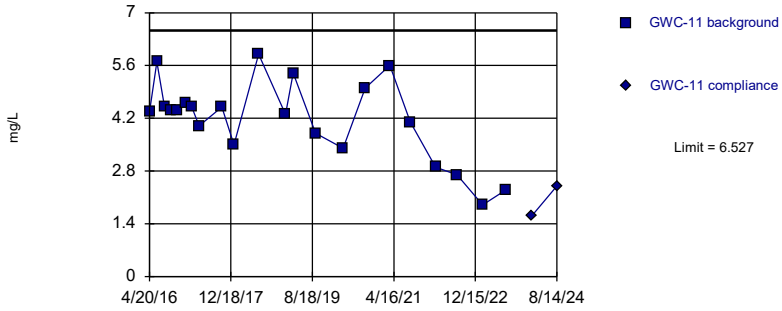

Background Data Summary: Mean=4.171, Std. Dev.=1.067, n=22. Normality test: Shapiro Wilk @alpha = 0.01, calculated = 0.957, critical = 0.878. Kappa = 2.208 (c=7, w=9, 1 of 2, event alpha = 0.05132). Report alpha = 0.0008358.

Constituent: Sulfate Analysis Run 9/30/2024 1:50 PM View: Appendix III - Intrawell

Plant McIntosh Client: Southern Company Data: McIntosh LF4 CCR

Sanitas™ v.10.0.22 Software licensed to Groundwater Stats Consulting. UG

Hollow symbols indicate censored values.

Within Limit

Prediction Limit

Intrawell Non-parametric

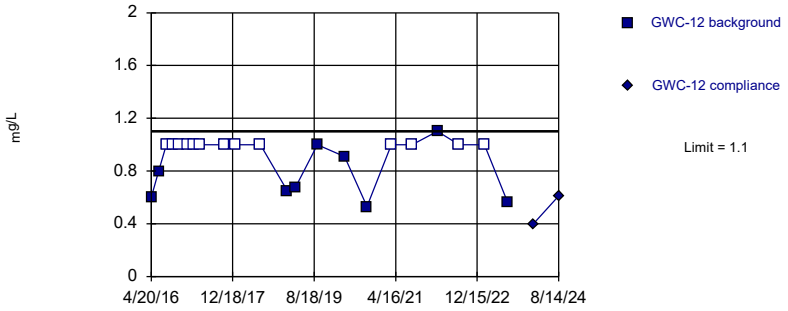

Non-parametric test used in lieu of parametric prediction limit because censored data exceeded 50%. Limit is highest of 22 background values. 59.09% NDs. Well-constituent pair annual alpha = 0.007401. Individual comparison alpha = 0.003707 (1 of 2).

Constituent: Sulfate Analysis Run 9/30/2024 1:50 PM View: Appendix III - Intrawell

Plant McIntosh Client: Southern Company Data: McIntosh LF4 CCR

Sanitas™ v.10.0.22 Software licensed to Groundwater Stats Consulting. UG
Hollow symbols indicate censored values.

Within Limit

Prediction Limit

Intrawell Non-parametric

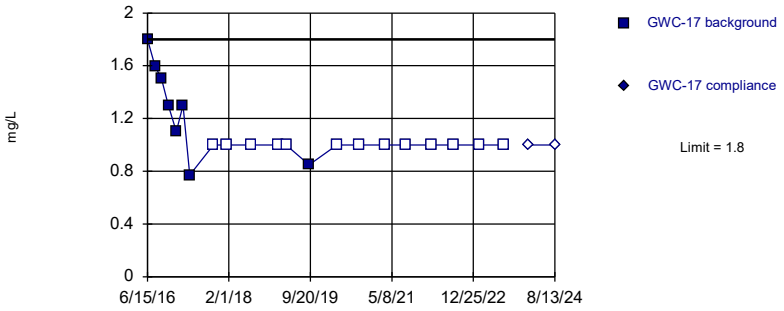

Non-parametric test used in lieu of parametric prediction limit because censored data exceeded 50%. Limit is highest of 21 background values. 61.9% NDs. Well-constituent pair annual alpha = 0.007982. Individual comparison alpha = 0.003999 (1 of 2).

Constituent: Sulfate Analysis Run 9/30/2024 1:50 PM View: Appendix III - Intrawell

Plant McIntosh Client: Southern Company Data: McIntosh LF4 CCR

Sanitas™ v.10.0.22 Software licensed to Groundwater Stats Consulting. UG

Within Limit

Prediction Limit

Intrawell Parametric

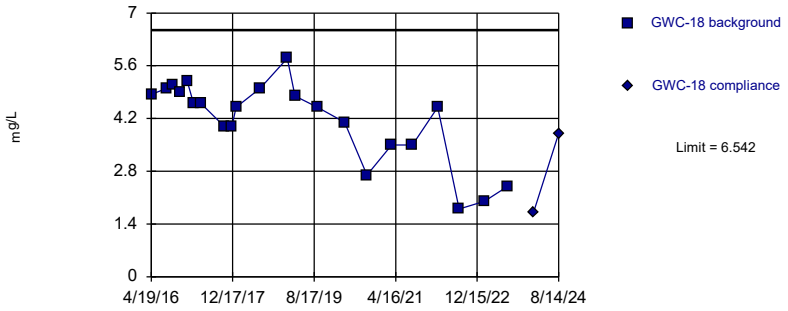

Background Data Summary: Mean=4.152, Std. Dev.=1.083, n=22. Normality test: Shapiro Wilk @alpha = 0.01, calculated = 0.897, critical = 0.878. Kappa = 2.208 (c=7, w=9, 1 of 2, event alpha = 0.05132). Report alpha = 0.0008358.

Constituent: Sulfate Analysis Run 9/30/2024 1:50 PM View: Appendix III - Intrawell

Plant McIntosh Client: Southern Company Data: McIntosh LF4 CCR

Sanitas™ v.10.0.22 Software licensed to Groundwater Stats Consulting. UG

Within Limit

Prediction Limit

Intrawell Parametric

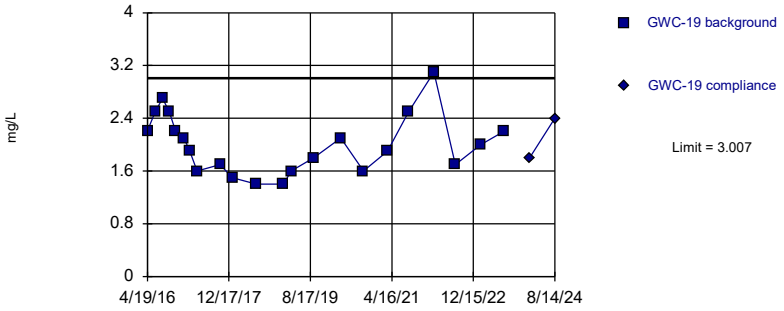

Background Data Summary: Mean=2.01, Std. Dev.=0.4516, n=22. Normality test: Shapiro Wilk @alpha = 0.01, calculated = 0.948, critical = 0.878. Kappa = 2.208 (c=7, w=9, 1 of 2, event alpha = 0.05132). Report alpha = 0.0008358.

Constituent: Sulfate Analysis Run 9/30/2024 1:50 PM View: Appendix III - Intrawell

Plant McIntosh Client: Southern Company Data: McIntosh LF4 CCR

Sanitas™ v.10.0.22 Software licensed to Groundwater Stats Consulting. UG
Hollow symbols indicate censored values.

Within Limit

Prediction Limit

Intrawell Parametric

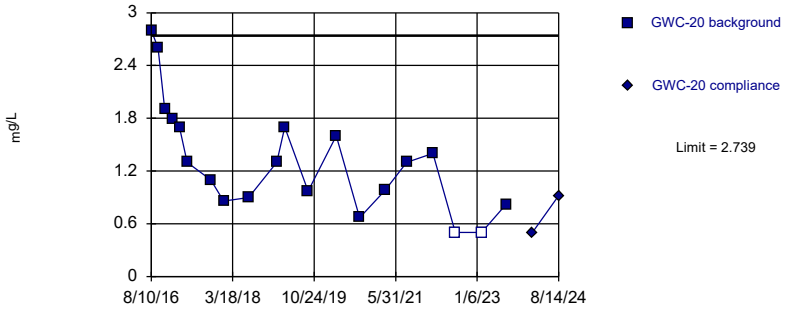

Background Data Summary: Mean=1.335, Std. Dev.=0.6265, n=20, 10% NDs. Normality test: Shapiro Wilk @alpha = 0.01, calculated = 0.9299, critical = 0.868. Kappa = 2.241 (c=7, w=9, 1 of 2, event alpha = 0.05132). Report alpha = 0.0008358.

Constituent: Sulfate Analysis Run 9/30/2024 1:50 PM View: Appendix III - Intrawell

Plant McIntosh Client: Southern Company Data: McIntosh LF4 CCR

Sanitas™ v.10.0.22 Software licensed to Groundwater Stats Consulting. UG
Hollow symbols indicate censored values.

Within Limit

Prediction Limit

Intrawell Parametric

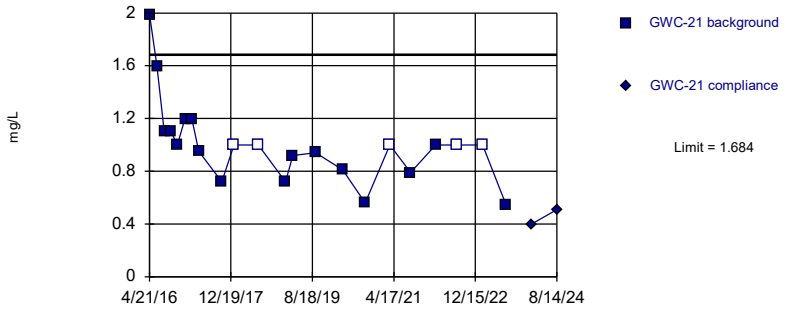

Background Data Summary (based on square root transformation) (after Kaplan-Meier Adjustment): Mean=0.9255, Std. Dev.=0.1685, n=22, 22.73% NDs. Normality test: Shapiro Wilk @alpha = 0.01, calculated = 0.9015, critical = 0.878. Kappa = 2.208 (c=7, w=9, 1 of 2, event alpha = 0.05132). Report alpha = 0.0008358.

Constituent: Sulfate Analysis Run 9/30/2024 1:50 PM View: Appendix III - Intrawell

Plant McIntosh Client: Southern Company Data: McIntosh LF4 CCR

Sanitas™ v.10.0.22 Software licensed to Groundwater Stats Consulting. UG

Within Limit

Prediction Limit

Intrawell Parametric

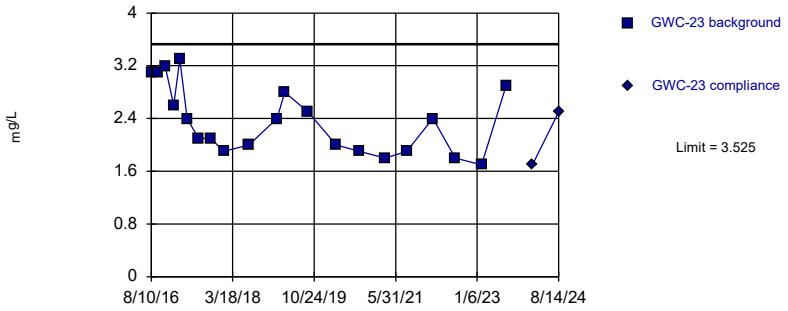

Background Data Summary: Mean=2.376, Std. Dev.=0.5166, n=21. Normality test: Shapiro Wilk @alpha = 0.01, calculated = 0.9127, critical = 0.873. Kappa = 2.224 (c=7, w=9, 1 of 2, event alpha = 0.05132). Report alpha = 0.0008358.

Constituent: Sulfate Analysis Run 9/30/2024 1:50 PM View: Appendix III - Intrawell

Plant McIntosh Client: Southern Company Data: McIntosh LF4 CCR

Sanitas™ v.10.0.22 Software licensed to Groundwater Stats Consulting. UG
Hollow symbols indicate censored values.

Within Limit

Prediction Limit

Intrawell Non-parametric

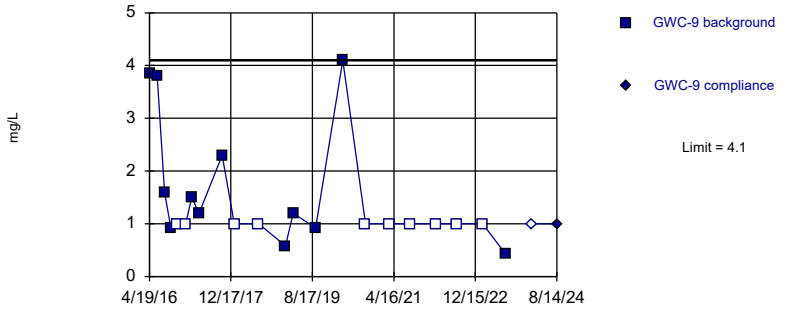

Non-parametric test used in lieu of parametric prediction limit because the Shapiro Wilk normality test showed the data to be non-normal at the 0.01 alpha level. Limit is highest of 22 background values. 45.45% NDs. Well-constituent pair annual alpha = 0.007401. Individual comparison alpha = 0.003707 (1 of 2).

Constituent: Sulfate Analysis Run 9/30/2024 1:50 PM View: Appendix III - Intrawell

Plant McIntosh Client: Southern Company Data: McIntosh LF4 CCR

Prediction Limit

Constituent: Sulfate (mg/L) Analysis Run 9/30/2024 1:52 PM View: Appendix III - Intrawell

Plant McIntosh Client: Southern Company Data: McIntosh LF4 CCR

	GWA-13	GWA-13
4/20/2016	0.496 (J)	
6/14/2016	0.62 (J)	
8/9/2016	<1	
9/27/2016	<1	
11/15/2016	<1	
1/12/2017	<1	
2/28/2017	<1	
4/20/2017	<1	
10/11/2017	<1	
1/10/2018	<1	
7/11/2018	<1	
1/29/2019	1.2	
3/26/2019	0.63	
9/10/2019	0.93 (J)	
3/31/2020	1.4	
9/15/2020	0.38 (J)	
3/16/2021	<1	
8/18/2021	<1	
2/22/2022	<1	
8/2/2022	<1	
2/6/2023	<1	
8/1/2023	0.52 (J)	
2/6/2024		0.87 (J)
8/13/2024		0.83 (J)

ND substitution: RL or RL/2 if <15% NDs.

Prediction Limit

Constituent: Sulfate (mg/L) Analysis Run 9/30/2024 1:52 PM View: Appendix III - Intrawell

Plant McIntosh Client: Southern Company Data: McIntosh LF4 CCR

	GWA-14	GWA-14
4/20/2016	5.85 (o)	
6/14/2016	4.6 (o)	
8/9/2016	2.7	
9/27/2016	2	
11/15/2016	1.5	
1/11/2017	1.4	
2/28/2017	1.1	
4/20/2017	0.82 (J)	
10/11/2017	<1	
1/11/2018	<1	
7/11/2018	<1	
1/29/2019	0.52 (J)	
3/26/2019	0.92	
9/10/2019	0.83 (J)	
4/1/2020	0.67 (J)	
9/15/2020	1.1	
3/16/2021	<1	
8/17/2021	<1	
2/22/2022	<1	
8/2/2022	<1	
2/7/2023	<1	
8/2/2023	0.62 (J)	
2/6/2024		0.81 (J)
8/13/2024		0.81 (J)

ND substitution: RL or RL/2 if <15% NDs.

Prediction Limit

Constituent: Sulfate (mg/L) Analysis Run 9/30/2024 1:52 PM View: Appendix III - Intrawell

Plant McIntosh Client: Southern Company Data: McIntosh LF4 CCR

	GWA-15	GWA-15
4/21/2016	0.503 (J)	
6/15/2016	0.62 (J)	
8/9/2016	<1	
9/27/2016	<1	
11/15/2016	<1	
1/11/2017	<1	
2/28/2017	<1	
4/20/2017	<1	
10/11/2017	<1	
1/11/2018	<1	
7/11/2018	<1	
1/29/2019	0.43 (J)	
3/26/2019	0.79	
9/11/2019	1.2	
4/1/2020	0.49 (J)	
9/15/2020	0.44 (J)	
3/17/2021	<1	
8/19/2021	0.8 (J)	
2/22/2022	<1	
8/2/2022	<1	
2/7/2023	<1	
8/1/2023	0.57 (J)	
2/6/2024		0.47 (J)
8/13/2024		0.83 (J)

ND substitution: RL or RL/2 if <15% NDs.

Prediction Limit

Constituent: Sulfate (mg/L) Analysis Run 9/30/2024 1:52 PM View: Appendix III - Intrawell

Plant McIntosh Client: Southern Company Data: McIntosh LF4 CCR

	GWA-16	GWA-16
4/20/2016	0.53 (J)	
6/15/2016	0.67 (J)	
8/9/2016	<1	
9/27/2016	<1	
11/15/2016	<1	
1/11/2017	<1	
3/1/2017	<1	
4/20/2017	<1	
10/11/2017	<1	
1/11/2018	<1	
7/11/2018	<1	
1/29/2019	<1	
3/26/2019	0.9	
9/10/2019	0.83 (J)	
4/1/2020	0.73 (J)	
9/15/2020	0.44 (J)	
3/16/2021	<1	
8/17/2021	<1	
2/22/2022	<1	
8/2/2022	<1	
2/7/2023	<1	
8/1/2023	0.48 (J)	
2/6/2024		0.42 (J)
8/13/2024		0.71 (J)

ND substitution: RL or RL/2 if <15% NDs.

Prediction Limit

Constituent: Sulfate (mg/L) Analysis Run 9/30/2024 1:52 PM View: Appendix III - Intrawell

Plant McIntosh Client: Southern Company Data: McIntosh LF4 CCR

	GWA-2	GWA-2
4/19/2016	1.27	
6/14/2016	1.7	
8/9/2016	<1	
9/26/2016	<1	
11/15/2016	<1	
1/10/2017	0.83 (J)	
2/28/2017	0.99 (J)	
4/19/2017	0.97 (J)	
10/10/2017	<1	
1/10/2018	<1	
7/11/2018	<1	
1/29/2019	0.64 (J)	
3/27/2019	<1	
9/11/2019	0.76 (J)	
4/1/2020	0.95 (J)	
9/15/2020	<1	
3/16/2021	<1	
8/17/2021	<1	
2/22/2022	<1	
8/2/2022	<1	
2/7/2023	<1	
8/1/2023	<1	
2/6/2024		1.2
8/15/2024		1.3

ND substitution: RL or RL/2 if <15% NDs.

Prediction Limit

Constituent: Sulfate (mg/L) Analysis Run 9/30/2024 1:52 PM View: Appendix III - Intrawell

Plant McIntosh Client: Southern Company Data: McIntosh LF4 CCR

	GWA-3	GWA-3
4/19/2016	1.03	
6/14/2016	0.88 (J)	
8/9/2016	<1	
9/27/2016	0.9 (J)	
11/14/2016	<1	
1/10/2017	1.2	
2/28/2017	1.1	
4/19/2017	<1	
10/11/2017	<1	
1/10/2018	1.1	
7/11/2018	<1	
1/29/2019	<1	
3/27/2019	0.7	
9/11/2019	1	
4/1/2020	1.1	
9/15/2020	0.47 (J)	
3/16/2021	<1	
8/17/2021	<1	
2/22/2022	<1	
8/2/2022	0.4 (J)	
2/7/2023	<1	
8/2/2023	0.62 (J)	
2/6/2024		1.2
8/13/2024		0.92 (J)

ND substitution: RL or RL/2 if <15% NDs.

Prediction Limit

Constituent: Sulfate (mg/L) Analysis Run 9/30/2024 1:52 PM View: Appendix III - Intrawell

Plant McIntosh Client: Southern Company Data: McIntosh LF4 CCR

	GWA-4A	GWA-4A
4/20/2016	7.31	
6/14/2016	8.6	
8/11/2016	3.7	
9/27/2016	4.6	
11/14/2016	7.4	
1/10/2017	4.7	
2/28/2017	4.1	
4/20/2017	5.9	
10/10/2017	7.3	
1/10/2018	7.6	
7/11/2018	14	
1/29/2019	8.7	
3/26/2019	11	
9/10/2019	9.8	
3/31/2020	6.2	
9/16/2020	4.1	
3/17/2021	3.5	
8/19/2021	5.4	
2/23/2022	2.7	
8/3/2022	2	
2/7/2023	1.7	
8/1/2023	5.5	
2/6/2024		2.1
8/13/2024		3.7

Prediction Limit

Constituent: Sulfate (mg/L) Analysis Run 9/30/2024 1:52 PM View: Appendix III - Intrawell

Plant McIntosh Client: Southern Company Data: McIntosh LF4 CCR

	GWA-5	GWA-5
4/20/2016	0.367 (J)	
6/14/2016	0.48 (J)	
8/9/2016	<1	
9/27/2016	<1	
11/15/2016	<1	
1/11/2017	<1	
2/28/2017	<1	
4/20/2017	<1	
10/11/2017	<1	
1/10/2018	<1	
7/11/2018	<1	
1/29/2019	<1	
3/26/2019	0.68	
9/10/2019	0.77 (J)	
3/31/2020	0.76 (J)	
9/15/2020	<1	
3/17/2021	<1	
8/19/2021	<1	
2/22/2022	<1	
8/2/2022	<1	
2/7/2023	<1	
8/1/2023	<1	
2/6/2024		<1
8/13/2024		<1

ND substitution: RL or RL/2 if <15% NDs.

Prediction Limit

Constituent: Sulfate (mg/L) Analysis Run 9/30/2024 1:52 PM View: Appendix III - Intrawell

Plant McIntosh Client: Southern Company Data: McIntosh LF4 CCR

	GWC-1	GWC-1
4/20/2016	1.79	
6/15/2016	2	
8/10/2016	0.96 (J)	
9/27/2016	0.75 (J)	
11/15/2016	0.97 (J)	
1/12/2017	1.7	
3/1/2017	2	
4/20/2017	1.3	
10/11/2017	1.3	
1/11/2018	1.6	
7/12/2018	1.1	
1/30/2019	2.1	
3/27/2019	1.6	
9/11/2019	1.3	
4/1/2020	2	
9/15/2020	1.6	
3/16/2021	1.6	
8/18/2021	1.2	
2/23/2022	1.6	
8/3/2022	0.45 (J)	
2/7/2023	0.64 (J)	
8/2/2023	0.53 (J)	
2/7/2024		0.96 (J)
8/14/2024		1.6

Prediction Limit

Constituent: Sulfate (mg/L) Analysis Run 9/30/2024 1:52 PM View: Appendix III - Intrawell

Plant McIntosh Client: Southern Company Data: McIntosh LF4 CCR

	GWC-10	GWC-10
4/21/2016	1.93	
6/16/2016	2.3	
8/10/2016	2.9	
9/27/2016	3.2	
11/15/2016	3.5	
1/12/2017	4.2	
3/1/2017	3.5	
4/24/2017	3.5	
10/12/2017	2.7	
1/11/2018	2.6	
7/12/2018	5	
1/30/2019	5	
3/27/2019	4.3	
9/11/2019	5.2	
4/1/2020	2.2	
9/15/2020	3.6	
3/16/2021	2.4	
8/18/2021	3	
2/23/2022	3.4	
8/3/2022	1.6	
2/8/2023	1.8	
8/2/2023	2.4	
2/7/2024		2.4
8/14/2024		3.1

Prediction Limit

Constituent: Sulfate (mg/L) Analysis Run 9/30/2024 1:52 PM View: Appendix III - Intrawell

Plant McIntosh Client: Southern Company Data: McIntosh LF4 CCR

	GWC-11	GWC-11
4/20/2016	4.37	
6/15/2016	5.7	
8/10/2016	4.5	
9/27/2016	4.4	
11/15/2016	4.4	
1/12/2017	4.6	
3/1/2017	4.5	
4/24/2017	4	
10/11/2017	4.5	
1/11/2018	3.5	
7/12/2018	5.9	
1/30/2019	4.3	
3/27/2019	5.4	
9/11/2019	3.8	
4/2/2020	3.4	
9/15/2020	5	
3/17/2021	5.6	
8/18/2021	4.1	
2/23/2022	2.9	
8/2/2022	2.7	
2/8/2023	1.9	
8/2/2023	2.3	
2/7/2024		1.6
8/14/2024		2.4

Prediction Limit

Constituent: Sulfate (mg/L) Analysis Run 9/30/2024 1:52 PM View: Appendix III - Intrawell

Plant McIntosh Client: Southern Company Data: McIntosh LF4 CCR

	GWC-12	GWC-12
4/20/2016	0.601 (J)	
6/15/2016	0.8 (J)	
8/10/2016	<1	
9/27/2016	<1	
11/15/2016	<1	
1/12/2017	<1	
3/1/2017	<1	
4/20/2017	<1	
10/12/2017	<1	
1/11/2018	<1	
7/12/2018	<1	
1/30/2019	0.65 (J)	
3/27/2019	0.67	
9/11/2019	1	
4/1/2020	0.91 (J)	
9/16/2020	0.53 (J)	
3/16/2021	<1	
8/18/2021	<1	
2/23/2022	1.1	
8/3/2022	<1	
2/7/2023	<1	
8/2/2023	0.56 (J)	
2/8/2024		0.4 (J)
8/14/2024		0.61 (J)

ND substitution: RL or RL/2 if <15% NDs.

Prediction Limit

Constituent: Sulfate (mg/L) Analysis Run 9/30/2024 1:52 PM View: Appendix III - Intrawell

Plant McIntosh Client: Southern Company Data: McIntosh LF4 CCR

	GWC-17	GWC-17
4/20/2016	2.93	
6/15/2016	1.8	
8/9/2016	1.6	
9/27/2016	1.5	
11/15/2016	1.3	
1/11/2017	1.1	
3/1/2017	1.3	
4/20/2017	0.77 (J)	
10/11/2017	<1	
1/11/2018	<1	
7/11/2018	<1	
1/29/2019	<1	
3/27/2019	<1	
9/11/2019	0.85 (J)	
4/1/2020	<1	
9/15/2020	<1	
3/16/2021	<1	
8/19/2021	<1	
2/22/2022	<1	
8/2/2022	<1	
2/8/2023	<1	
8/2/2023	<1	
2/6/2024		<1
8/13/2024		<1

ND substitution: RL or RL/2 if <15% NDs.

Prediction Limit

Constituent: Sulfate (mg/L) Analysis Run 9/30/2024 1:52 PM View: Appendix III - Intrawell

Plant McIntosh Client: Southern Company Data: McIntosh LF4 CCR

	GWC-18	GWC-18
4/19/2016	4.84	
6/16/2016	9 (O)	
8/11/2016	5	
9/28/2016	5.1	
11/16/2016	4.9	
1/11/2017	5.2	
3/1/2017	4.6	
4/25/2017	4.6	
10/12/2017	4	
12/13/2017	4	
1/12/2018	4.5	
7/11/2018	5	
1/30/2019	5.8	
3/27/2019	4.8	
9/11/2019	4.5	
4/1/2020	4.1	
9/15/2020	2.7	
3/17/2021	3.5	
8/19/2021	3.5	
2/23/2022	4.5	
8/2/2022	1.8	
2/7/2023	2	
8/2/2023	2.4	
2/7/2024		1.7
8/14/2024		3.8

Prediction Limit

Constituent: Sulfate (mg/L) Analysis Run 9/30/2024 1:52 PM View: Appendix III - Intrawell

Plant McIntosh Client: Southern Company Data: McIntosh LF4 CCR

	GWC-19	GWC-19
4/19/2016	2.21	
6/16/2016	2.5	
8/10/2016	2.7	
9/28/2016	2.5	
11/15/2016	2.2	
1/16/2017	2.1	
3/1/2017	1.9	
4/25/2017	1.6	
10/12/2017	1.7	
1/12/2018	1.5	
7/11/2018	1.4	
1/29/2019	1.4	
3/27/2019	1.6	
9/11/2019	1.8	
4/1/2020	2.1	
9/16/2020	1.6	
3/16/2021	1.9	
8/19/2021	2.5	
2/23/2022	3.1	
8/3/2022	1.7	
2/8/2023	2	
8/2/2023	2.2	
2/7/2024		1.8
8/14/2024		2.4

Prediction Limit

Constituent: Sulfate (mg/L) Analysis Run 9/30/2024 1:52 PM View: Appendix III - Intrawell

Plant McIntosh Client: Southern Company Data: McIntosh LF4 CCR

	GWC-20	GWC-20
4/21/2016	5.25	
6/16/2016	3.9	
8/10/2016	2.8	
9/27/2016	2.6	
11/15/2016	1.9	
1/13/2017	1.8	
3/1/2017	1.7	
4/25/2017	1.3	
10/12/2017	1.1	
1/12/2018	0.86 (J)	
7/11/2018	0.9 (J)	
1/29/2019	1.3	
3/27/2019	1.7	
9/11/2019	0.97 (J)	
4/1/2020	1.6	
9/15/2020	0.67 (J)	
3/16/2021	0.98 (J)	
8/19/2021	1.3	
2/22/2022	1.4	
8/3/2022	<1	
2/8/2023	<1	
8/2/2023	0.82 (J)	
2/7/2024		0.5 (J)
8/14/2024		0.92 (J)

ND substitution: RL or RL/2 if <15% NDs.

Prediction Limit

Constituent: Sulfate (mg/L) Analysis Run 9/30/2024 1:52 PM View: Appendix III - Intrawell

Plant McIntosh Client: Southern Company Data: McIntosh LF4 CCR

	GWC-21	GWC-21
4/21/2016	1.99	
6/16/2016	1.6	
8/10/2016	1.1	
9/27/2016	1.1	
11/15/2016	1	
1/12/2017	1.2	
3/1/2017	1.2	
4/24/2017	0.95 (J)	
10/12/2017	0.72 (J)	
1/11/2018	<1	
7/11/2018	<1	
1/30/2019	0.72 (J)	
3/27/2019	0.92	
9/11/2019	0.94 (J)	
4/1/2020	0.81 (J)	
9/15/2020	0.56 (J)	
3/17/2021	<1	
8/19/2021	0.79 (J)	
2/23/2022	1	
8/4/2022	<1	
2/8/2023	<1	
8/3/2023	0.54 (J)	
2/7/2024		0.4 (J)
8/14/2024		0.51 (J)

ND substitution: RL or RL/2 if <15% NDs.

Prediction Limit

Constituent: Sulfate (mg/L) Analysis Run 9/30/2024 1:52 PM View: Appendix III - Intrawell

Plant McIntosh Client: Southern Company Data: McIntosh LF4 CCR

	GWC-23	GWC-23
6/16/2016	9.2 (o)	
8/10/2016	3.1	
9/28/2016	3.1	
11/16/2016	3.2	
1/17/2017	2.6	
3/2/2017	3.3	
4/25/2017	2.4	
7/13/2017	2.1	
10/12/2017	2.1	
1/12/2018	1.9	
7/12/2018	2	
1/30/2019	2.4	
3/27/2019	2.8	
9/11/2019	2.5	
4/1/2020	2	
9/15/2020	1.9	
3/17/2021	1.8	
8/19/2021	1.9	
2/23/2022	2.4	
8/4/2022	1.8	
2/8/2023	1.7	
8/3/2023	2.9	
2/7/2024		1.7
8/14/2024		2.5

Prediction Limit

Constituent: Sulfate (mg/L) Analysis Run 9/30/2024 1:52 PM View: Appendix III - Intrawell

Plant McIntosh Client: Southern Company Data: McIntosh LF4 CCR

	GWC-9	GWC-9
4/19/2016	3.84	
6/15/2016	3.8	
8/10/2016	1.6	
9/27/2016	0.91 (J)	
11/15/2016	<1	
1/13/2017	<1	
3/1/2017	1.5	
4/24/2017	1.2	
10/12/2017	2.3	
1/12/2018	<1	
7/12/2018	<1	
1/30/2019	0.58 (J)	
3/27/2019	1.2	
9/11/2019	0.92 (J)	
4/1/2020	4.1	
9/16/2020	<1	
3/17/2021	<1	
8/19/2021	<1	
2/23/2022	<1	
8/3/2022	<1	
2/8/2023	<1	
8/2/2023	0.42 (J)	
2/7/2024		<1
8/14/2024		1

ND substitution: RL or RL/2 if <15% NDs.

FIGURE H.

Appendix III - Interwell Prediction Limits - All Results (No Significant)

Plant McIntosh Client: Southern Company Data: McIntosh LF4 CCR Printed 9/30/2024, 1:55 PM

Constituent	Well	Upper Lim.	Lower Lim.	Date	Observ.	Sig.	Bg N	Bg Mean	Std. Dev.	%NDs	ND Adj.	Transform	Alpha	Method
Boron (mg/L)	GWC-1	0.11	n/a	8/14/2024	0.025J	No	240	n/a	n/a	85	n/a	n/a	0.00004916	NP Inter (NDs) 1 of 2
Boron (mg/L)	GWC-10	0.11	n/a	8/14/2024	0.035J	No	240	n/a	n/a	85	n/a	n/a	0.00004916	NP Inter (NDs) 1 of 2
Boron (mg/L)	GWC-11	0.11	n/a	8/14/2024	0.08ND	No	240	n/a	n/a	85	n/a	n/a	0.00004916	NP Inter (NDs) 1 of 2
Boron (mg/L)	GWC-12	0.11	n/a	8/14/2024	0.08ND	No	240	n/a	n/a	85	n/a	n/a	0.00004916	NP Inter (NDs) 1 of 2
Boron (mg/L)	GWC-19	0.11	n/a	8/14/2024	0.08ND	No	240	n/a	n/a	85	n/a	n/a	0.00004916	NP Inter (NDs) 1 of 2
Boron (mg/L)	GWC-20	0.11	n/a	8/14/2024	0.08ND	No	240	n/a	n/a	85	n/a	n/a	0.00004916	NP Inter (NDs) 1 of 2
Boron (mg/L)	GWC-21	0.11	n/a	8/14/2024	0.026J	No	240	n/a	n/a	85	n/a	n/a	0.00004916	NP Inter (NDs) 1 of 2
Boron (mg/L)	GWC-23	0.11	n/a	8/14/2024	0.022J	No	240	n/a	n/a	85	n/a	n/a	0.00004916	NP Inter (NDs) 1 of 2
Boron (mg/L)	GWC-9	0.11	n/a	8/14/2024	0.043J	No	240	n/a	n/a	85	n/a	n/a	0.00004916	NP Inter (NDs) 1 of 2
Calcium (mg/L)	GWC-1	33.2	n/a	8/14/2024	1.4	No	241	n/a	n/a	0	n/a	n/a	0.00004916	NP Inter (normality) 1 of 2
Calcium (mg/L)	GWC-10	33.2	n/a	8/14/2024	23	No	241	n/a	n/a	0	n/a	n/a	0.00004916	NP Inter (normality) 1 of 2
Calcium (mg/L)	GWC-11	33.2	n/a	8/14/2024	12	No	241	n/a	n/a	0	n/a	n/a	0.00004916	NP Inter (normality) 1 of 2
Calcium (mg/L)	GWC-12	33.2	n/a	8/14/2024	0.84	No	241	n/a	n/a	0	n/a	n/a	0.00004916	NP Inter (normality) 1 of 2
Calcium (mg/L)	GWC-19	33.2	n/a	8/14/2024	7.4	No	241	n/a	n/a	0	n/a	n/a	0.00004916	NP Inter (normality) 1 of 2
Calcium (mg/L)	GWC-20	33.2	n/a	8/14/2024	1.6	No	241	n/a	n/a	0	n/a	n/a	0.00004916	NP Inter (normality) 1 of 2
Calcium (mg/L)	GWC-21	33.2	n/a	8/14/2024	1.1	No	241	n/a	n/a	0	n/a	n/a	0.00004916	NP Inter (normality) 1 of 2
Calcium (mg/L)	GWC-23	33.2	n/a	8/14/2024	1.1	No	241	n/a	n/a	0	n/a	n/a	0.00004916	NP Inter (normality) 1 of 2
Calcium (mg/L)	GWC-9	33.2	n/a	8/14/2024	3.4	No	241	n/a	n/a	0	n/a	n/a	0.00004916	NP Inter (normality) 1 of 2
Chloride (mg/L)	GWC-1	9.4	n/a	8/14/2024	4.1	No	239	n/a	n/a	0	n/a	n/a	0.00004916	NP Inter (normality) 1 of 2
Chloride (mg/L)	GWC-10	9.4	n/a	8/14/2024	5.5	No	239	n/a	n/a	0	n/a	n/a	0.00004916	NP Inter (normality) 1 of 2
Chloride (mg/L)	GWC-11	9.4	n/a	8/14/2024	5	No	239	n/a	n/a	0	n/a	n/a	0.00004916	NP Inter (normality) 1 of 2
Chloride (mg/L)	GWC-12	9.4	n/a	8/14/2024	3.9	No	239	n/a	n/a	0	n/a	n/a	0.00004916	NP Inter (normality) 1 of 2
Chloride (mg/L)	GWC-19	9.4	n/a	8/14/2024	5.2	No	239	n/a	n/a	0	n/a	n/a	0.00004916	NP Inter (normality) 1 of 2
Chloride (mg/L)	GWC-20	9.4	n/a	8/14/2024	7.5	No	239	n/a	n/a	0	n/a	n/a	0.00004916	NP Inter (normality) 1 of 2
Chloride (mg/L)	GWC-21	9.4	n/a	8/14/2024	6.1	No	239	n/a	n/a	0	n/a	n/a	0.00004916	NP Inter (normality) 1 of 2
Chloride (mg/L)	GWC-23	9.4	n/a	8/14/2024	5	No	239	n/a	n/a	0	n/a	n/a	0.00004916	NP Inter (normality) 1 of 2
Chloride (mg/L)	GWC-9	9.4	n/a	8/14/2024	7.9	No	239	n/a	n/a	0	n/a	n/a	0.00004916	NP Inter (normality) 1 of 2
Fluoride (mg/L)	GWC-1	0.74	n/a	8/14/2024	0.1ND	No	241	n/a	n/a	63.9	n/a	n/a	0.00004916	NP Inter (NDs) 1 of 2
Fluoride (mg/L)	GWC-10	0.74	n/a	8/14/2024	0.1ND	No	241	n/a	n/a	63.9	n/a	n/a	0.00004916	NP Inter (NDs) 1 of 2
Fluoride (mg/L)	GWC-11	0.74	n/a	8/14/2024	0.18	No	241	n/a	n/a	63.9	n/a	n/a	0.00004916	NP Inter (NDs) 1 of 2
Fluoride (mg/L)	GWC-12	0.74	n/a	8/14/2024	0.1ND	No	241	n/a	n/a	63.9	n/a	n/a	0.00004916	NP Inter (NDs) 1 of 2
Fluoride (mg/L)	GWC-19	0.74	n/a	8/14/2024	0.1ND	No	241	n/a	n/a	63.9	n/a	n/a	0.00004916	NP Inter (NDs) 1 of 2
Fluoride (mg/L)	GWC-20	0.74	n/a	8/14/2024	0.1ND	No	241	n/a	n/a	63.9	n/a	n/a	0.00004916	NP Inter (NDs) 1 of 2
Fluoride (mg/L)	GWC-21	0.74	n/a	8/14/2024	0.1ND	No	241	n/a	n/a	63.9	n/a	n/a	0.00004916	NP Inter (NDs) 1 of 2
Fluoride (mg/L)	GWC-23	0.74	n/a	8/14/2024	0.1ND	No	241	n/a	n/a	63.9	n/a	n/a	0.00004916	NP Inter (NDs) 1 of 2
Fluoride (mg/L)	GWC-9	0.74	n/a	8/14/2024	0.1ND	No	241	n/a	n/a	63.9	n/a	n/a	0.00004916	NP Inter (NDs) 1 of 2
pH (S.U.)	GWC-1	7.1	4.21	8/14/2024	4.79	No	260	n/a	n/a	0	n/a	n/a	0.00009831	NP Inter (normality) 1 of 2
pH (S.U.)	GWC-10	7.1	4.21	8/14/2024	6.31	No	260	n/a	n/a	0	n/a	n/a	0.00009831	NP Inter (normality) 1 of 2
pH (S.U.)	GWC-11	7.1	4.21	8/14/2024	6.34	No	260	n/a	n/a	0	n/a	n/a	0.00009831	NP Inter (normality) 1 of 2
pH (S.U.)	GWC-12	7.1	4.21	8/14/2024	4.91	No	260	n/a	n/a	0	n/a	n/a	0.00009831	NP Inter (normality) 1 of 2
pH (S.U.)	GWC-19	7.1	4.21	8/14/2024	5.65	No	260	n/a	n/a	0	n/a	n/a	0.00009831	NP Inter (normality) 1 of 2
pH (S.U.)	GWC-20	7.1	4.21	8/14/2024	4.75	No	260	n/a	n/a	0	n/a	n/a	0.00009831	NP Inter (normality) 1 of 2
pH (S.U.)	GWC-21	7.1	4.21	8/14/2024	4.64	No	260	n/a	n/a	0	n/a	n/a	0.00009831	NP Inter (normality) 1 of 2
pH (S.U.)	GWC-23	7.1	4.21	8/14/2024	4.87	No	260	n/a	n/a	0	n/a	n/a	0.00009831	NP Inter (normality) 1 of 2
pH (S.U.)	GWC-9	7.1	4.21	8/14/2024	5.15	No	260	n/a	n/a	0	n/a	n/a	0.00009831	NP Inter (normality) 1 of 2
Total Dissolved Solids (mg/L)	GWC-1	150	n/a	8/14/2024	33	No	240	n/a	n/a	9.167	n/a	n/a	0.00004916	NP Inter (normality) 1 of 2
Total Dissolved Solids (mg/L)	GWC-10	150	n/a	8/14/2024	120	No	240	n/a	n/a	9.167	n/a	n/a	0.00004916	NP Inter (normality) 1 of 2
Total Dissolved Solids (mg/L)	GWC-11	150	n/a	8/14/2024	77	No	240	n/a	n/a	9.167	n/a	n/a	0.00004916	NP Inter (normality) 1 of 2
Total Dissolved Solids (mg/L)	GWC-12	150	n/a	8/14/2024	22	No	240	n/a	n/a	9.167	n/a	n/a	0.00004916	NP Inter (normality) 1 of 2
Total Dissolved Solids (mg/L)	GWC-19	150	n/a	8/14/2024	47	No	240	n/a	n/a	9.167	n/a	n/a	0.00004916	NP Inter (normality) 1 of 2
Total Dissolved Solids (mg/L)	GWC-20	150	n/a	8/14/2024	34	No	240	n/a	n/a	9.167	n/a	n/a	0.00004916	NP Inter (normality) 1 of 2
Total Dissolved Solids (mg/L)	GWC-21	150	n/a	8/14/2024	26	No	240	n/a	n/a	9.167	n/a	n/a	0.00004916	NP Inter (normality) 1 of 2
Total Dissolved Solids (mg/L)	GWC-23	150	n/a	8/14/2024	33	No	240	n/a	n/a	9.167	n/a	n/a	0.00004916	NP Inter (normality) 1 of 2
Total Dissolved Solids (mg/L)	GWC-9	150	n/a	8/14/2024	42	No	240	n/a	n/a	9.167	n/a	n/a	0.00004916	NP Inter (normality) 1 of 2

Sanitas™ v.10.0.22 Software licensed to Groundwater Stats Consulting. UG
Hollow symbols indicate censored values.

Within Limit

Prediction Limit

Interwell Non-parametric

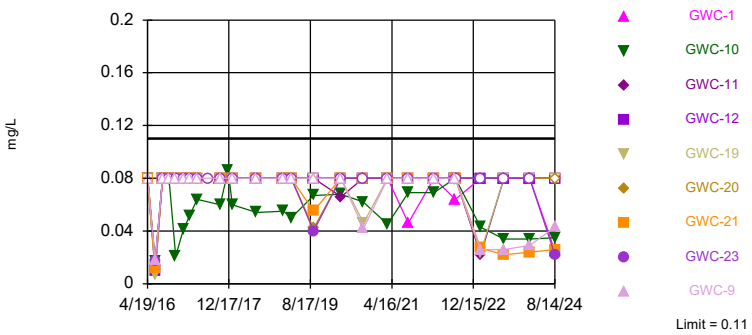

Non-parametric test used in lieu of parametric prediction limit because censored data exceeded 50%. Limit is highest of 240 background values. 85% NDs. Annual per-constituent alpha = 0.0008845. Individual comparison alpha = 0.00004916 (1 of 2). Comparing 9 points to limit.

Constituent: Boron Analysis Run 9/30/2024 1:52 PM View: Appendix III - Interwell
Plant McIntosh Client: Southern Company Data: McIntosh LF4 CCR

Sanitas™ v.10.0.22 Software licensed to Groundwater Stats Consulting. UG

Within Limit

Prediction Limit

Interwell Non-parametric

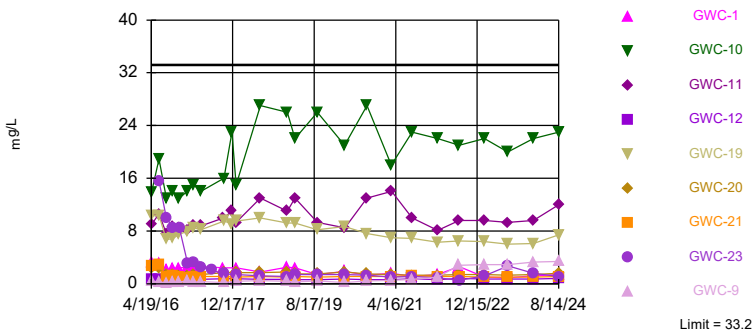

Non-parametric test used in lieu of parametric prediction limit because the Chi Squared normality test showed the data to be non-normal at the 0.01 alpha level. Limit is highest of 241 background values. Annual per-constituent alpha = 0.0008845. Individual comparison alpha = 0.00004916 (1 of 2). Comparing 9 points to limit.

Constituent: Calcium Analysis Run 9/30/2024 1:53 PM View: Appendix III - Interwell
Plant McIntosh Client: Southern Company Data: McIntosh LF4 CCR

Sanitas™ v.10.0.22 Software licensed to Groundwater Stats Consulting. UG

Within Limit

Prediction Limit

Interwell Non-parametric

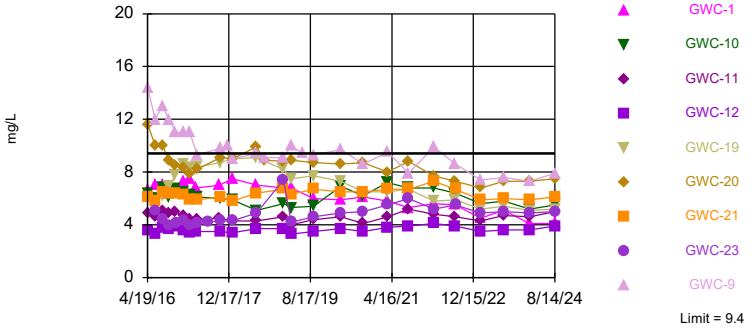

Non-parametric test used in lieu of parametric prediction limit because the Chi Squared normality test showed the data to be non-normal at the 0.01 alpha level. Limit is highest of 239 background values. Annual per-constituent alpha = 0.0008845. Individual comparison alpha = 0.00004916 (1 of 2). Comparing 9 points to limit.

Constituent: Chloride Analysis Run 9/30/2024 1:53 PM View: Appendix III - Interwell
Plant McIntosh Client: Southern Company Data: McIntosh LF4 CCR

Sanitas™ v.10.0.22 Software licensed to Groundwater Stats Consulting. UG
Hollow symbols indicate censored values.

Within Limit

Prediction Limit

Interwell Non-parametric

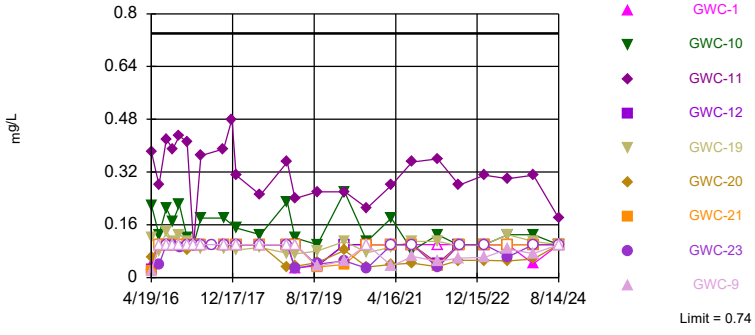

Non-parametric test used in lieu of parametric prediction limit because censored data exceeded 50%. Limit is highest of 241 background values. 63.9% NDs. Annual per-constituent alpha = 0.0008845. Individual comparison alpha = 0.00004916 (1 of 2). Comparing 9 points to limit.

Constituent: Fluoride Analysis Run 9/30/2024 1:53 PM View: Appendix III - Interwell
Plant McIntosh Client: Southern Company Data: McIntosh LF4 CCR

Sanitas™ v.10.0.22 Software licensed to Groundwater Stats Consulting. UG

Within Limits

Prediction Limit

Interwell Non-parametric

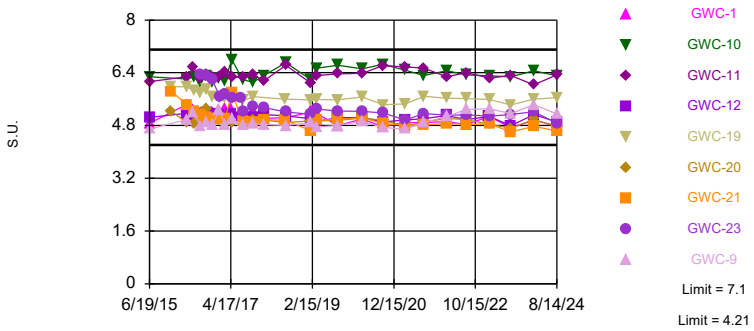

Non-parametric test used in lieu of parametric prediction limit because the Chi Squared normality test showed the data to be non-normal at the 0.01 alpha level. Limits are highest and lowest of 260 background values. Annual per-constituent alpha = 0.001769. Individual comparison alpha = 0.00009831 (1 of 2). Comparing 9 points to limit.

Constituent: pH Analysis Run 9/30/2024 1:53 PM View: Appendix III - Interwell
Plant McIntosh Client: Southern Company Data: McIntosh LF4 CCR

Sanitas™ v.10.0.22 Software licensed to Groundwater Stats Consulting. UG
Hollow symbols indicate censored values.

Within Limit

Prediction Limit

Interwell Non-parametric

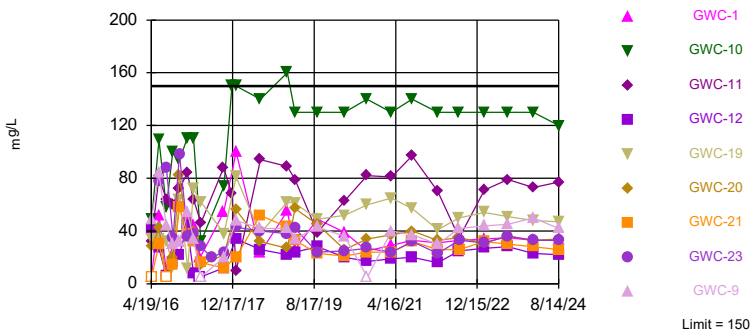

Non-parametric test used in lieu of parametric prediction limit because the Chi Squared normality test showed the data to be non-normal at the 0.01 alpha level. Limit is highest of 240 background values. 9.167% NDs. Annual per-constituent alpha = 0.0008845. Individual comparison alpha = 0.00004916 (1 of 2). Comparing 9 points to limit.

Constituent: Total Dissolved Solids Analysis Run 9/30/2024 1:53 PM View: Appendix III - Interwell
Plant McIntosh Client: Southern Company Data: McIntosh LF4 CCR

Prediction Limit

Constituent: Boron (mg/L) Analysis Run 9/30/2024 1:55 PM View: Appendix III - Interwell

Plant McIntosh Client: Southern Company Data: McIntosh LF4 CCR

	GWA-2 (bg)	GWA-3 (bg)	GWC-19	GWC-18 (bg)	GWC-9	GWA-13 (bg)	GWA-5 (bg)	GWA-16 (bg)	GWC-12
4/19/2016	<0.08	<0.08	<0.08	<0.08	<0.08				
4/20/2016						<0.08	<0.08	<0.08	<0.08
4/21/2016									
6/14/2016	0.012 (J)	0.0077 (J)				0.0086 (J)	0.011 (J)		
6/15/2016					0.018 (J)			0.0085 (J)	0.01 (J)
6/16/2016			0.0069 (J)	0.011 (J)					
8/9/2016	<0.08	<0.08				<0.08	<0.08	<0.08	
8/10/2016			<0.08		<0.08				<0.08
8/11/2016				<0.08					
9/26/2016	<0.08								
9/27/2016		<0.08			<0.08	<0.08	<0.08	<0.08	<0.08
9/28/2016			<0.08	<0.08					
11/14/2016		<0.08							
11/15/2016	<0.08		<0.08		<0.08	<0.08	<0.08	<0.08	<0.08
11/16/2016				<0.08					
1/10/2017	<0.08	<0.08							
1/11/2017				<0.08			<0.08	<0.08	
1/12/2017						<0.08			<0.08
1/13/2017					<0.08				
1/16/2017			<0.08						
1/17/2017									
2/28/2017	0.022 (J)	<0.08				<0.08	<0.08		
3/1/2017			<0.08	<0.08	<0.08			<0.08	<0.08
3/2/2017									
4/19/2017	<0.08	<0.08							
4/20/2017						<0.08	<0.08	<0.08	<0.08
4/24/2017					<0.08				
4/25/2017			<0.08	<0.08					
7/13/2017									
10/10/2017	<0.08								
10/11/2017		<0.08				<0.08	<0.08	<0.08	
10/12/2017			<0.08	<0.08	<0.08				<0.08
12/12/2017									
1/10/2018	<0.08	<0.08				<0.08	<0.08		
1/11/2018								<0.08	<0.08
1/12/2018			<0.08	<0.08	<0.08				
7/11/2018	<0.08	<0.08	<0.08	<0.08		<0.08	<0.08	<0.08	
7/12/2018					<0.08				<0.08
1/29/2019	<0.08	<0.08	<0.08			<0.08	<0.08	<0.08	
1/30/2019				<0.08	<0.08				<0.08
3/26/2019						<0.08	<0.08	<0.08	
3/27/2019	<0.08	<0.08	<0.08	<0.08	<0.08				<0.08
9/10/2019						0.061 (J)	<0.08	<0.08	
9/11/2019	<0.08	<0.08	<0.08	<0.08	<0.08				<0.08
3/31/2020						<0.08	<0.08		
4/1/2020	0.042 (J)	<0.08	<0.08	<0.08	<0.08			<0.08	<0.08
4/2/2020									
9/15/2020	<0.08	0.061 (J)		<0.08		<0.08	0.047 (J)	<0.08	
9/16/2020			0.046 (J)		0.042 (J)				<0.08
3/16/2021	<0.08	<0.08	<0.08			<0.08		<0.08	<0.08
3/17/2021				<0.08	<0.08		<0.08		
8/17/2021	0.069 (J)	<0.08						0.061 (J)	

ND substitution: RL or RL/2 if <15% NDs.

Prediction Limit

Constituent: Boron (mg/L) Analysis Run 9/30/2024 1:55 PM View: Appendix III - Interwell
Plant McIntosh Client: Southern Company Data: McIntosh LF4 CCR

	GWA-2 (bg)	GWA-3 (bg)	GWC-19	GWC-18 (bg)	GWC-9	GWA-13 (bg)	GWA-5 (bg)	GWA-16 (bg)	GWC-12
8/18/2021						0.044 (J)			<0.08
8/19/2021			<0.08	<0.08	<0.08		<0.08		
2/22/2022	0.11	0.065 (J)				<0.08	<0.08	<0.08	
2/23/2022			<0.08	<0.08	<0.08				<0.08
8/2/2022	<0.08	<0.08		<0.08		<0.08	<0.08	<0.08	
8/3/2022			<0.08		<0.08				<0.08
8/4/2022									
2/6/2023						<0.08			
2/7/2023	<0.08	<0.08		<0.08			0.024 (J)	<0.08	<0.08
2/8/2023			0.024 (J)		0.026 (J)				
8/1/2023	0.024 (J)					0.035 (J)	0.047 (J)	<0.08	
8/2/2023		0.025 (J)	<0.08	<0.08	0.026 (J)				<0.08
8/3/2023									
2/6/2024	<0.08	0.023 (J)				<0.08	<0.08	<0.08	
2/7/2024			<0.08	<0.08	0.029 (J)				
2/8/2024									<0.08
8/13/2024		<0.08				<0.08	<0.08	<0.08	
8/14/2024			<0.08	0.022 (J)	0.043 (J)				<0.08
8/15/2024	0.026 (J)								

ND substitution: RL or RL/2 if <15% NDs.

Prediction Limit

Constituent: Boron (mg/L) Analysis Run 9/30/2024 1:55 PM View: Appendix III - Interwell

Plant McIntosh Client: Southern Company Data: McIntosh LF4 CCR

	GWC-17 (bg)	GWA-4A (bg)	GWA-14 (bg)	GWC-11	GWC-1	GWC-20	GWC-10	GWA-15 (bg)	GWC-21
4/19/2016									
4/20/2016	<0.08	<0.08	<0.08	<0.08	<0.08				
4/21/2016						<0.08	<0.08	<0.08	<0.08
6/14/2016		0.01 (J)	0.0098 (J)						
6/15/2016	0.0095 (J)			0.011 (J)	0.017 (J)			0.0095 (J)	
6/16/2016						0.012 (J)	0.017 (J)		0.012 (J)
8/9/2016	<0.08		<0.08					<0.08	
8/10/2016				<0.08	<0.08	<0.08	<0.08		<0.08
8/11/2016		<0.08							
9/26/2016									
9/27/2016	<0.08	<0.08	<0.08	<0.08	<0.08	<0.08	<0.08	<0.08	<0.08
9/28/2016									
11/14/2016		<0.08							
11/15/2016	<0.08		<0.08	<0.08	<0.08	<0.08	0.021 (J)	<0.08	<0.08
11/16/2016									
1/10/2017		<0.08							
1/11/2017	<0.08		<0.08					<0.08	
1/12/2017				<0.08	<0.08		0.041 (J)		<0.08
1/13/2017						<0.08			
1/16/2017									
1/17/2017									
2/28/2017		<0.08	<0.08					<0.08	
3/1/2017	<0.08			<0.08	<0.08	<0.08	0.052		<0.08
3/2/2017									
4/19/2017									
4/20/2017	<0.08	<0.08	<0.08		<0.08			<0.08	
4/24/2017				<0.08			0.064		<0.08
4/25/2017						<0.08			
7/13/2017									
10/10/2017		<0.08							
10/11/2017	<0.08		<0.08	<0.08	<0.08			<0.08	
10/12/2017						<0.08	0.06		<0.08
12/12/2017							0.086		
1/10/2018		<0.08							
1/11/2018	<0.08		<0.08	<0.08	<0.08		0.06	<0.08	<0.08
1/12/2018						<0.08			
7/11/2018	<0.08	<0.08	<0.08			<0.08		<0.08	<0.08
7/12/2018				<0.08	<0.08		0.054		
1/29/2019	<0.08	<0.08	<0.08			<0.08		<0.08	
1/30/2019				<0.08	<0.08		0.055		<0.08
3/26/2019		<0.08	<0.08					<0.08	
3/27/2019	<0.08			<0.08	<0.08	<0.08	0.05		<0.08
9/10/2019		0.052 (J)	<0.08						
9/11/2019	<0.08			<0.08	<0.08	0.042 (J)	0.067 (J)	<0.08	0.055 (J)
3/31/2020		<0.08							
4/1/2020	<0.08		<0.08		<0.08	<0.08	0.068 (J)	<0.08	<0.08
4/2/2020				0.066 (J)					
9/15/2020	<0.08		<0.08	<0.08	<0.08	<0.08	0.062 (J)	<0.08	<0.08
9/16/2020		0.056 (J)							
3/16/2021	<0.08		<0.08		<0.08	<0.08	0.045 (J)		
3/17/2021		<0.08		<0.08				<0.08	<0.08
8/17/2021			0.1						

ND substitution: RL or RL/2 if <15% NDs.

Prediction Limit

Constituent: Boron (mg/L) Analysis Run 9/30/2024 1:55 PM View: Appendix III - Interwell

Plant McIntosh Client: Southern Company Data: McIntosh LF4 CCR

	GWC-17 (bg)	GWA-4A (bg)	GWA-14 (bg)	GWC-11	GWC-1	GWC-20	GWC-10	GWA-15 (bg)	GWC-21
8/18/2021				<0.08	0.046 (J)		0.069 (J)		
8/19/2021	<0.08	<0.08				<0.08		<0.08	<0.08
2/22/2022	<0.08		<0.08			<0.08		<0.08	
2/23/2022		0.096		<0.08	<0.08		0.069 (J)		<0.08
8/2/2022	<0.08		<0.08	<0.08				<0.08	
8/3/2022		<0.08			0.064 (J)	<0.08	<0.08		
8/4/2022									<0.08
2/6/2023									
2/7/2023		0.022 (J)	<0.08		<0.08			<0.08	
2/8/2023	<0.08			0.022 (J)		<0.08	0.043 (J)		0.027 (J)
8/1/2023		0.026 (J)						<0.08	
8/2/2023	<0.08		0.038 (J)	<0.08	<0.08	<0.08	0.034 (J)		
8/3/2023									0.022 (J)
2/6/2024	<0.08	<0.08	<0.08					<0.08	
2/7/2024				<0.08	<0.08	<0.08	0.034 (J)		0.024 (J)
2/8/2024									
8/13/2024	<0.08	0.024 (J)	<0.08					<0.08	
8/14/2024				<0.08	0.025 (J)	<0.08	0.035 (J)		0.026 (J)
8/15/2024									

ND substitution: RL or RL/2 if <15% NDs.

Prediction Limit

Constituent: Boron (mg/L) Analysis Run 9/30/2024 1:55 PM View: Appendix III - Interwell

Plant McIntosh Client: Southern Company Data: McIntosh LF4 CCR

	GWC-23
4/19/2016	
4/20/2016	
4/21/2016	
6/14/2016	
6/15/2016	
6/16/2016	0.017 (J)
8/9/2016	
8/10/2016	<0.08
8/11/2016	
9/26/2016	
9/27/2016	
9/28/2016	<0.08
11/14/2016	
11/15/2016	
11/16/2016	<0.08
1/10/2017	
1/11/2017	
1/12/2017	
1/13/2017	
1/16/2017	
1/17/2017	<0.08
2/28/2017	
3/1/2017	
3/2/2017	<0.08
4/19/2017	
4/20/2017	
4/24/2017	
4/25/2017	<0.08
7/13/2017	<0.08
10/10/2017	
10/11/2017	
10/12/2017	<0.08
12/12/2017	
1/10/2018	
1/11/2018	
1/12/2018	<0.08
7/11/2018	
7/12/2018	<0.08
1/29/2019	
1/30/2019	<0.08
3/26/2019	
3/27/2019	<0.08
9/10/2019	
9/11/2019	0.04 (J)
3/31/2020	
4/1/2020	<0.08
4/2/2020	
9/15/2020	<0.08
9/16/2020	
3/16/2021	
3/17/2021	<0.08
8/17/2021	

Prediction Limit

Constituent: Boron (mg/L) Analysis Run 9/30/2024 1:55 PM View: Appendix III - Interwell

Plant McIntosh Client: Southern Company Data: McIntosh LF4 CCR

	GWC-23
8/18/2021	
8/19/2021	<0.08
2/22/2022	
2/23/2022	<0.08
8/2/2022	
8/3/2022	
8/4/2022	<0.08
2/6/2023	
2/7/2023	
2/8/2023	<0.08
8/1/2023	
8/2/2023	
8/3/2023	<0.08
2/6/2024	
2/7/2024	<0.08
2/8/2024	
8/13/2024	
8/14/2024	0.022 (J)
8/15/2024	

ND substitution: RL or RL/2 if <15% NDs.

Prediction Limit

Constituent: Calcium (mg/L) Analysis Run 9/30/2024 1:55 PM View: Appendix III - Interwell

Plant McIntosh Client: Southern Company Data: McIntosh LF4 CCR

	GWA-2 (bg)	GWA-3 (bg)	GWC-19	GWC-9	GWC-18 (bg)	GWA-13 (bg)	GWA-4A (bg)	GWA-5 (bg)	GWA-14 (bg)
4/19/2016	0.485 (J)	1.13	10.3	0.431 (J)	26				
4/20/2016						0.389 (J)	1.12	4.39	0.686
4/21/2016									
6/14/2016	0.72	1				0.37 (J)	1.1	2.4	0.62
6/15/2016				0.27 (J)					
6/16/2016			10.4		33.2				
8/9/2016	0.24 (J)	0.71				0.14 (J)		2	0.39
8/10/2016			6.7	0.13 (J)					
8/11/2016					18		1.9		
9/26/2016	0.48								
9/27/2016		0.77		0.21 (J)		0.33	3.4	2.9	0.52
9/28/2016			6.9		17				
11/14/2016		0.75					3.1		
11/15/2016	0.54		7.5	0.27		0.28		2.5	0.5
11/16/2016					17				
1/10/2017	0.62	0.73					1.5		
1/11/2017					15			2.5	0.47
1/12/2017						0.37			
1/13/2017				0.41					
1/16/2017			8						
1/17/2017									
2/28/2017	0.91	0.76				0.26	1.1	2.7	0.47
3/1/2017			8.5	0.25	16				
3/2/2017									
4/19/2017	0.75	0.69							
4/20/2017						0.27	0.98	2.8	0.5
4/24/2017				0.34					
4/25/2017			8.2		17				
7/13/2017									
10/10/2017	0.54						0.8		
10/11/2017		0.73				0.3		3.3	0.49
10/12/2017			9.5	0.21 (J)	14				
12/12/2017			9.1						
12/13/2017					12				
1/10/2018	0.52	0.88				0.27	0.82	3.3	
1/11/2018									0.51
1/12/2018			9.5	0.4	15				
7/11/2018	0.5	0.81	10		12	0.32	1	3	0.47
7/12/2018				0.49					
1/29/2019	0.53	0.85	9.2			0.33	0.83	3.3	0.51
1/30/2019				0.38 (J)	14				
3/26/2019						0.3	0.53	2.8	0.42
3/27/2019	0.37	0.73	9.2	0.28	11				
9/10/2019						0.37 (J)	0.64	2.3	0.47 (J)
9/11/2019	0.43 (J)	0.76	8.2	0.44 (J)	13				
3/31/2020						0.42 (J)	0.8	2.9	
4/1/2020	0.47 (J)	0.72	8.7	0.2 (J)	11				0.49 (J)
4/2/2020									
9/15/2020	0.42 (J)	0.84			10	0.32 (J)		2.2	0.6
9/16/2020			7.6	0.45 (J)			0.43 (J)		
3/16/2021	0.4 (J)	0.75	7			0.4 (J)			0.51
3/17/2021				0.51	9.1		0.33 (J)	2.4	

Prediction Limit

Constituent: Calcium (mg/L) Analysis Run 9/30/2024 1:55 PM View: Appendix III - Interwell

Plant McIntosh Client: Southern Company Data: McIntosh LF4 CCR

	GWA-2 (bg)	GWA-3 (bg)	GWC-19	GWC-9	GWC-18 (bg)	GWA-13 (bg)	GWA-4A (bg)	GWA-5 (bg)	GWA-14 (bg)
8/17/2021	0.4 (J)	0.81							0.47 (J)
8/18/2021						0.51			
8/19/2021			6.9	0.67	9.3		0.3 (J)	2.4	
2/22/2022	0.42 (J)	0.72				0.35 (J)		2.3	0.52
2/23/2022			6.3	1	9.1		0.35 (J)		
8/2/2022	0.51	0.7			11	0.36 (J)		2.5	0.7
8/3/2022			6.5	2.8			1.1		
8/4/2022									
2/6/2023						0.53			
2/7/2023	0.38 (J)	0.66			15		0.46 (J)	2.1	0.58
2/8/2023			6.4	2.9					
8/1/2023	0.37 (J)					0.44 (J)	0.53	2.3	
8/2/2023		0.69	6	2.9	13				0.5
8/3/2023									
2/6/2024	0.38 (J)	0.61				0.47 (J)	0.47 (J)	1.9	0.57
2/7/2024			6.1	3.3	16				
2/8/2024									
8/13/2024		0.75				0.44 (J)	0.45 (J)	1.8	0.55
8/14/2024			7.4	3.4	18				
8/15/2024	0.66								

Prediction Limit

Constituent: Calcium (mg/L) Analysis Run 9/30/2024 1:55 PM View: Appendix III - Interwell

Plant McIntosh Client: Southern Company Data: McIntosh LF4 CCR

	GWC-1	GWC-17 (bg)	GWA-16 (bg)	GWC-11	GWC-12	GWA-15 (bg)	GWC-20	GWC-10	GWC-21
4/19/2016									
4/20/2016	3.22	2.48	0.472 (J)	8.94	0.69				
4/21/2016						0.686	2.29	13.9	2.78
6/14/2016									
6/15/2016	3	2.2	0.42 (J)	10.6	0.69	0.61			
6/16/2016							2.4	18.9	2.9
8/9/2016		1.8	0.19			0.21 (J)			
8/10/2016	2.1			7.6	0.45		1.4	13	0.99
8/11/2016									
9/26/2016									
9/27/2016	2.3	1.9	0.39	8.7	0.61	0.4	1.4	14	1.3
9/28/2016									
11/14/2016									
11/15/2016	2.4	2.1	0.39	8.4	0.61	0.35	1.3	13	1.1
11/16/2016									
1/10/2017									
1/11/2017		2	0.36			0.34			
1/12/2017	2.5			8.1	0.6			14	0.93
1/13/2017							1.3		
1/16/2017									
1/17/2017									
2/28/2017						0.37			
3/1/2017	2.7	2.1	0.38	8.9	0.61		1.4	15	1
3/2/2017									
4/19/2017									
4/20/2017	2.6	2	0.41		0.65	0.43			
4/24/2017				8.8				14	1.1
4/25/2017							1.4		
7/13/2017									
10/10/2017									
10/11/2017	2.4	2.1	0.4	10		0.41			
10/12/2017					0.76		1.7	16	1.1
12/12/2017								23	
12/13/2017				11					
1/10/2018									
1/11/2018	2.4	2.1	0.43	9.3	0.78	0.41		15	1
1/12/2018							1.7		
7/11/2018		2.1	0.45			0.53	1.7		1.1
7/12/2018	1.8			13	0.67			27	
1/29/2019		2.2	0.41			0.91	1.8		
1/30/2019	2.5			11	0.68 (J)			26	1 (J)
3/26/2019			0.37			0.58			
3/27/2019	2.4	2		13	0.62		1.5	22	1.1
9/10/2019			0.41 (J)						
9/11/2019	1.4	2		9.3	0.62	0.42 (J)	1.5	26	1
3/31/2020									
4/1/2020	1.9	2.1	0.43 (J)		0.7	2.3	1.8	21	1.1
4/2/2020				8.5					
9/15/2020	1.3	2	0.42 (J)	13		0.38 (J)	1.5	27	1.1
9/16/2020					0.64				
3/16/2021	1.6	2	0.48 (J)		0.62		1.4	18	
3/17/2021				14		5.5			1.1

Prediction Limit

Constituent: Calcium (mg/L) Analysis Run 9/30/2024 1:55 PM View: Appendix III - Interwell

Plant McIntosh Client: Southern Company Data: McIntosh LF4 CCR

	GWC-1	GWC-17 (bg)	GWA-16 (bg)	GWC-11	GWC-12	GWA-15 (bg)	GWC-20	GWC-10	GWC-21
8/17/2021			0.46 (J)						
8/18/2021	1.1			10	0.75			23	
8/19/2021		2.2				0.49 (J)	1.3		1.2
2/22/2022		2	0.43 (J)			0.92	1.3		
2/23/2022	1.4			8.1	0.64			22	1.1
8/2/2022		2	0.44 (J)	9.6		0.42 (J)			
8/3/2022	2.6				0.82		1.4	21	
8/4/2022									1.1
2/6/2023									
2/7/2023	1		0.45 (J)		0.73	1.9			
2/8/2023		2.4		9.6			1.4	22	1
8/1/2023			0.43 (J)			0.51			
8/2/2023	0.93	2.3		9.3	0.71		1.3	20	
8/3/2023									1
2/6/2024		2.5	0.5			2.4			
2/7/2024	1.2			9.6			1.4	22	1
2/8/2024					0.73				
8/13/2024		2.5	0.49 (J)			0.98			
8/14/2024	1.4			12	0.84		1.6	23	1.1
8/15/2024									

Prediction Limit

Constituent: Calcium (mg/L) Analysis Run 9/30/2024 1:55 PM View: Appendix III - Interwell

Plant McIntosh Client: Southern Company Data: McIntosh LF4 CCR

	GWC-23
4/19/2016	
4/20/2016	
4/21/2016	
6/14/2016	
6/15/2016	
6/16/2016	15.6
8/9/2016	
8/10/2016	10
8/11/2016	
9/26/2016	
9/27/2016	
9/28/2016	8.5
11/14/2016	
11/15/2016	
11/16/2016	8.4
1/10/2017	
1/11/2017	
1/12/2017	
1/13/2017	
1/16/2017	
1/17/2017	3
2/28/2017	
3/1/2017	
3/2/2017	3.3
4/19/2017	
4/20/2017	
4/24/2017	
4/25/2017	2.5
7/13/2017	2.1
10/10/2017	
10/11/2017	
10/12/2017	1.5
12/12/2017	
12/13/2017	
1/10/2018	
1/11/2018	
1/12/2018	1.4
7/11/2018	
7/12/2018	1.2
1/29/2019	
1/30/2019	1.1 (J)
3/26/2019	
3/27/2019	1.4
9/10/2019	
9/11/2019	1.4
3/31/2020	
4/1/2020	1.4
4/2/2020	
9/15/2020	1.3
9/16/2020	
3/16/2021	
3/17/2021	0.99

Prediction Limit

Constituent: Calcium (mg/L) Analysis Run 9/30/2024 1:55 PM View: Appendix III - Interwell

Plant McIntosh Client: Southern Company Data: McIntosh LF4 CCR

	GWC-23
8/17/2021	
8/18/2021	
8/19/2021	1.1
2/22/2022	
2/23/2022	0.92
8/2/2022	
8/3/2022	
8/4/2022	0.51
2/6/2023	
2/7/2023	
2/8/2023	1.2
8/1/2023	
8/2/2023	
8/3/2023	2.7
2/6/2024	
2/7/2024	1.6
2/8/2024	
8/13/2024	
8/14/2024	1.1
8/15/2024	

Prediction Limit

Constituent: Chloride (mg/L) Analysis Run 9/30/2024 1:55 PM View: Appendix III - Interwell

Plant McIntosh Client: Southern Company Data: McIntosh LF4 CCR

	GWC-18 (bg)	GWC-19	GWA-3 (bg)	GWA-2 (bg)	GWC-9	GWA-13 (bg)	GWC-12	GWC-11	GWC-1
4/19/2016	5.03	6.1	9.4	5.01	14.4				
4/20/2016						3.49	3.61	4.9	6.68
4/21/2016									
6/14/2016			8.3	5		3.4			
6/15/2016					12		3.3	4.6	7
6/16/2016	4.7	5.7							
8/9/2016			8.6	5.1		3.7			
8/10/2016		6.2			13		3.8	5.1	7
8/11/2016	5.3								
9/26/2016				5.1					
9/27/2016			6.3		12	3.8	3.7	4.9	6.4
9/28/2016	5.1	6.9							
11/14/2016			6.1						
11/15/2016		7.8		5.2	11	3.8	3.9	5	6.6
11/16/2016	5.2								
1/10/2017			6.1	4.9					
1/11/2017	5								
1/12/2017						3.5	3.6	4.7	7.3
1/13/2017					11				
1/16/2017		8.6							
1/17/2017									
2/28/2017			6.2	4.7		3.6			
3/1/2017	4.6	8.3			11		3.4	4.4	7.5
3/2/2017									
4/19/2017			5	4.4					
4/20/2017						3.4	3.5		6.8
4/24/2017					9.3			4.4	
4/25/2017	4.6	8.4							
7/13/2017									
10/10/2017				4.7					
10/11/2017			4.1			3.4		4.5	7
10/12/2017	4.6	8.7			9.8		3.5		
12/12/2017					10				
1/10/2018			4.2	4.6		3.4			
1/11/2018							3.4	4.3	7.5
1/12/2018	4.5	9			9				
7/11/2018	4.9	9.1	4.3	5		3.4			
7/12/2018					9.4		3.7	4.3	7
9/13/2018					9.1				
1/29/2019		8.2	4	5		3.6			
1/30/2019	4.8				9.1		3.7	4.6	6.8
3/26/2019						3.5			
3/27/2019	4.3	7.5	3.5	4.5	10		3.3	4	6.8
6/17/2019					9.4				
9/10/2019						3.3			
9/11/2019	4.5	7.7	3.5	4.8	9.3		3.5	4.4	6
3/31/2020						3.7			
4/1/2020	4.7	7.3	3.7	4.9	9.7		3.7		5.9
4/2/2020								4.6	
9/15/2020	4.4		3.4	4.9		3.5		4.1	6.1
9/16/2020		6.5			8.6		3.5		
3/16/2021		6.5	3.6	4.9		4	3.8		5.8

Prediction Limit

Constituent: Chloride (mg/L) Analysis Run 9/30/2024 1:55 PM View: Appendix III - Interwell

Plant McIntosh Client: Southern Company Data: McIntosh LF4 CCR

	GWC-18 (bg)	GWC-19	GWA-3 (bg)	GWA-2 (bg)	GWC-9	GWA-13 (bg)	GWC-12	GWC-11	GWC-1
3/17/2021	4.7				9.5			4.6	
8/17/2021			3.5	5.4					
8/18/2021						4.1	3.9	5.2	5.3
8/19/2021	5.1	6.7			7.9				
2/22/2022			3.4	4.6		3.8			
2/23/2022	5	5.8			9.9		4.1	4.8	5.6
8/2/2022	4.6		3.5	4.7		3.7		4.6	
8/3/2022		5.9			8.6		3.9		5.5
8/4/2022									
2/6/2023						3.3			
2/7/2023	4.3		3.1	4.2			3.5		4.5
2/8/2023		5.2			7.4			4.3	
8/1/2023				4.4		3.4			
8/2/2023	4.7	5.4	2.9		7.6		3.6	4.7	5.1
8/3/2023									
2/6/2024			3.3	4.4		3.4			
2/7/2024	4.5	5.1			7.3			4.6	4.1
2/8/2024							3.6		
8/13/2024			2.9			3.5			
8/14/2024	4.9	5.2			7.9		3.9	5	4.1
8/15/2024				4.2					

Prediction Limit

Constituent: Chloride (mg/L) Analysis Run 9/30/2024 1:55 PM View: Appendix III - Interwell

Plant McIntosh Client: Southern Company Data: McIntosh LF4 CCR

	GWA-5 (bg)	GWA-4A (bg)	GWA-16 (bg)	GWA-14 (bg)	GWC-17 (bg)	GWA-15 (bg)	GWC-21	GWC-10	GWC-20
4/19/2016									
4/20/2016	3.69	2.93	3.92	4.55	4.25				
4/21/2016						3.99	6.08	6.41	11.6
6/14/2016	3.5	2.9		4.3					
6/15/2016			3.8		4.1	3.5			
6/16/2016							5.8	6	10
8/9/2016	3.7		4	4.5	4.5	4			
8/10/2016							6.5	6.8	10
8/11/2016		3.6							
9/26/2016									
9/27/2016	3.6	3.4	3.9	4.4	4.4	3.9	6.4	6.1	8.9
9/28/2016									
11/14/2016		4.2							
11/15/2016	3.7		4	4.5	4.5	4	6.4	6.7	8.5
11/16/2016									
1/10/2017		3.6							
1/11/2017	3.5		3.7	4.3	4.2	3.8			
1/12/2017							6.3	6.5	
1/13/2017									8.3
1/16/2017									
1/17/2017									
2/28/2017	3.3	3.3		4		3.5			
3/1/2017			3.5		3.9		5.9	6.3	7.9
3/2/2017									
4/19/2017									
4/20/2017	3.3	3.5	3.6	4	4	3.3			
4/24/2017							5.9	6.1	
4/25/2017									8.2
7/13/2017									
10/10/2017		3.9							
10/11/2017	3.2		3.5	4	4.1	3.5			
10/12/2017							6.1	6	9.1
12/12/2017									
1/10/2018	3.2	3.3							
1/11/2018			3.4	3.9	4.1	3.4	5.8	5.9	
1/12/2018									9
7/11/2018	3.5	3.2	3.7	4.2	4.4	3.8	6.4		9.9
7/12/2018								5.1	
9/13/2018									8.9
1/29/2019	3.6	3.4	3.8	4	4.5	3.7			8.8
1/30/2019							6.7	5.6	
3/26/2019	3.6	3.7	3.6	4.1		3.8			
3/27/2019					4.1		6.3	5.3	8.9
6/17/2019									
9/10/2019	3.5	3.6	3.7	4					
9/11/2019					4.3	3.7	6.7	5.4	8.7
3/31/2020	4.1	4.9							
4/1/2020			3.8	4.2	4.6	3.8	6.5	6.9	8.6
4/2/2020									
9/15/2020	18 (o)		3.7	4.3	4.3	3.6	6.5	6.2	8.7
9/16/2020		3.5							
3/16/2021			4.1	4.1	4.9			7.2	8

Prediction Limit

Constituent: Chloride (mg/L) Analysis Run 9/30/2024 1:55 PM View: Appendix III - Interwell

Plant McIntosh Client: Southern Company Data: McIntosh LF4 CCR

	GWA-5 (bg)	GWA-4A (bg)	GWA-16 (bg)	GWA-14 (bg)	GWC-17 (bg)	GWA-15 (bg)	GWC-21	GWC-10	GWC-20
3/17/2021	4.2	4.5				4	6.7		
8/17/2021			4	4.3					
8/18/2021								6.8	
8/19/2021	4.3	3.5			4.8	4.3	6.7		8.8
2/22/2022	3.8		3.7	4	4.5	3.7			7.7
2/23/2022		3.7					7.3	6.8	
8/2/2022	4		3.9	4.3	4.7	3.7			
8/3/2022		3.4						6.4	7.3
8/4/2022							6.7		
2/6/2023									
2/7/2023	3.8	3.2	3.7	4		3.6			
2/8/2023					4.5		5.9	5.6	6.8
8/1/2023	3.9	3.4	3.9			3.6			
8/2/2023				4	4.8			5.8	7.3
8/3/2023							6		
2/6/2024	3.9	3.5	3.8	3.9	4.7	3.5			
2/7/2024							5.9	5.2	7.3
2/8/2024									
8/13/2024	4.1	3.7	4.1	4.2	5	3.8			
8/14/2024							6.1	5.5	7.5
8/15/2024									

Prediction Limit

Constituent: Chloride (mg/L) Analysis Run 9/30/2024 1:55 PM View: Appendix III - Interwell

Plant McIntosh Client: Southern Company Data: McIntosh LF4 CCR

	GWC-23
4/19/2016	
4/20/2016	
4/21/2016	
6/14/2016	
6/15/2016	
6/16/2016	5.1
8/9/2016	
8/10/2016	4.4
8/11/2016	
9/26/2016	
9/27/2016	
9/28/2016	4
11/14/2016	
11/15/2016	
11/16/2016	4.1
1/10/2017	
1/11/2017	
1/12/2017	
1/13/2017	
1/16/2017	
1/17/2017	4.3
2/28/2017	
3/1/2017	
3/2/2017	4
4/19/2017	
4/20/2017	
4/24/2017	
4/25/2017	4.1
7/13/2017	4.2
10/10/2017	
10/11/2017	
10/12/2017	4.3
12/12/2017	
1/10/2018	
1/11/2018	
1/12/2018	4.3
7/11/2018	
7/12/2018	4.9
9/13/2018	
1/29/2019	
1/30/2019	7.4
3/26/2019	
3/27/2019	4.2
6/17/2019	
9/10/2019	
9/11/2019	4.6
3/31/2020	
4/1/2020	4.9
4/2/2020	
9/15/2020	5
9/16/2020	
3/16/2021	

Prediction Limit

Constituent: Chloride (mg/L) Analysis Run 9/30/2024 1:55 PM View: Appendix III - Interwell

Plant McIntosh Client: Southern Company Data: McIntosh LF4 CCR

	GWC-23
3/17/2021	5.5
8/17/2021	
8/18/2021	
8/19/2021	6
2/22/2022	
2/23/2022	5.2
8/2/2022	
8/3/2022	
8/4/2022	5.5
2/6/2023	
2/7/2023	
2/8/2023	4.9
8/1/2023	
8/2/2023	
8/3/2023	5
2/6/2024	
2/7/2024	4.9
2/8/2024	
8/13/2024	
8/14/2024	5
8/15/2024	

Prediction Limit

Constituent: Fluoride (mg/L) Analysis Run 9/30/2024 1:55 PM View: Appendix III - Interwell

Plant McIntosh Client: Southern Company Data: McIntosh LF4 CCR

	GWC-19	GWC-9	GWA-2 (bg)	GWA-3 (bg)	GWC-18 (bg)	GWA-16 (bg)	GWA-14 (bg)	GWA-4A (bg)	GWA-5 (bg)
4/19/2016	0.122 (J)	0.02 (J)	0.03 (J)	0.022 (J)	0.706				
4/20/2016						0.022 (J)	0.021 (J)	0.028 (J)	0.032 (J)
4/21/2016									
6/14/2016			0.02 (J)	<0.1			<0.1	<0.1	<0.1
6/15/2016		<0.1				<0.1			
6/16/2016	0.08 (J)				0.56				
8/9/2016			<0.1	<0.1		<0.1	<0.1		<0.1
8/10/2016	0.14 (J)	<0.1							
8/11/2016					0.74			<0.1	
9/26/2016			<0.1						
9/27/2016		<0.1		<0.1		<0.1	<0.1	<0.1	<0.1
9/28/2016	0.11 (J)				0.7				
11/14/2016				<0.1				<0.1	
11/15/2016	0.13 (J)	<0.1	<0.1			<0.1	<0.1		<0.1
11/16/2016					0.71				
1/10/2017			<0.1	<0.1				<0.1	
1/11/2017					0.51	<0.1	<0.1		<0.1
1/12/2017									
1/13/2017		<0.1							
1/16/2017	0.11 (J)								
1/17/2017									
2/28/2017			<0.1	<0.1			<0.1	<0.1	<0.1
3/1/2017	<0.1	<0.1			0.61	<0.1			
3/2/2017									
4/19/2017			<0.1	<0.1					
4/20/2017						<0.1	<0.1	<0.1	<0.1
4/24/2017		<0.1							
4/25/2017	0.087 (J)				0.65				
7/13/2017									
10/10/2017			<0.1					<0.1	
10/11/2017				<0.1		<0.1	<0.1		<0.1
10/12/2017	0.087 (J)	<0.1			0.6				
12/13/2017					0.61				
1/10/2018			<0.1	<0.1				<0.1	<0.1
1/11/2018						<0.1	<0.1		
1/12/2018	0.083 (J)	<0.1			0.55				
7/11/2018	0.091 (J)		<0.1	<0.1	0.59	<0.1	<0.1	<0.1	<0.1
7/12/2018		<0.1							
1/29/2019	0.074 (J)		<0.1	<0.1		<0.1	<0.1	<0.1	<0.1
1/30/2019		<0.1			0.65				
3/26/2019						<0.1	<0.1	<0.1	0.028
3/27/2019	0.072	<0.1	<0.1	<0.1	0.49				
9/10/2019						0.035 (J)	0.032 (J)	0.044 (J)	0.037 (J)
9/11/2019	0.08 (J)	0.034 (J)	0.037 (J)	0.033 (J)	0.47				
3/31/2020								0.043 (J)	0.061 (J)
4/1/2020	0.11	0.051 (J)	<0.1	<0.1	0.59	<0.1	0.048 (J)		
4/2/2020									
9/15/2020			0.029 (J)	<0.1	0.49	<0.1	<0.1		<0.1
9/16/2020	0.076 (J)	<0.1						<0.1	
3/16/2021	0.092 (J)		0.033 (J)	<0.1		<0.1	<0.1		
3/17/2021		0.035 (J)			0.54			<0.1	0.026 (J)
8/17/2021			0.073 (J)	0.043 (J)		0.072 (J)	0.045 (J)		

ND substitution: RL or RL/2 if <15% NDs.

Prediction Limit

Constituent: Fluoride (mg/L) Analysis Run 9/30/2024 1:55 PM View: Appendix III - Interwell

Plant McIntosh Client: Southern Company Data: McIntosh LF4 CCR

	GWC-19	GWC-9	GWA-2 (bg)	GWA-3 (bg)	GWC-18 (bg)	GWA-16 (bg)	GWA-14 (bg)	GWA-4A (bg)	GWA-5 (bg)
8/18/2021									
8/19/2021	0.11	0.064 (J)			0.62			<0.1	0.035 (J)
2/22/2022			<0.1	<0.1		<0.1	<0.1		<0.1
2/23/2022	0.11	0.049 (J)			0.66			<0.1	
8/2/2022			<0.1	<0.1	0.54	<0.1	<0.1		<0.1
8/3/2022	0.096 (J)	0.059 (J)						<0.1	
8/4/2022									
2/6/2023									
2/7/2023			0.048 (J)	<0.1	0.53	<0.1	<0.1	<0.1	<0.1
2/8/2023	0.1	0.061 (J)							
8/1/2023			0.04 (J)			<0.1		<0.1	<0.1
8/2/2023	0.13	0.086 (J)		<0.1	0.54		<0.1		
8/3/2023									
2/6/2024			0.083 (J)	0.046 (J)		<0.1	<0.1	0.042 (J)	0.04 (J)
2/7/2024	0.11	0.073 (J)			0.53				
2/8/2024									
8/13/2024				<0.1		<0.1	<0.1	<0.1	<0.1
8/14/2024	<0.1	<0.1			0.43				
8/15/2024			<0.1						

ND substitution: RL or RL/2 if <15% NDs.

Prediction Limit

Constituent: Fluoride (mg/L) Analysis Run 9/30/2024 1:55 PM View: Appendix III - Interwell

Plant McIntosh Client: Southern Company Data: McIntosh LF4 CCR

	GWC-1	GWA-13 (bg)	GWC-11	GWC-12	GWC-17 (bg)	GWC-20	GWC-21	GWA-15 (bg)	GWC-10
4/19/2016									
4/20/2016	0.04 (J)	0.018 (J)	0.383	0.026 (J)	0.147 (J)				
4/21/2016						0.06 (J)	0.022 (J)	0.019 (J)	0.217 (J)
6/14/2016		<0.1							
6/15/2016	<0.1		0.28 (J)	<0.1	0.1 (J)			<0.1	
6/16/2016						<0.1	<0.1		0.13 (J)
8/9/2016		<0.1			0.16 (J)			<0.1	
8/10/2016	<0.1		0.42	<0.1		<0.1	<0.1		0.21
8/11/2016									
9/26/2016									
9/27/2016	<0.1	<0.1	0.39	<0.1	0.14 (J)	<0.1	<0.1	<0.1	0.17 (J)
9/28/2016									
11/14/2016									
11/15/2016	<0.1	<0.1	0.43	<0.1	0.16 (J)	<0.1	<0.1	<0.1	0.22
11/16/2016									
1/10/2017									
1/11/2017					0.16 (J)			<0.1	
1/12/2017	<0.1	<0.1	0.41	<0.1			<0.1		0.12 (J)
1/13/2017						0.083 (J)			
1/16/2017									
1/17/2017									
2/28/2017		<0.1						<0.1	
3/1/2017	<0.1		<0.1	<0.1	<0.1	<0.1	<0.1		<0.1
3/2/2017									
4/19/2017									
4/20/2017	<0.1	<0.1		<0.1	0.12 (J)			<0.1	
4/24/2017			0.37				<0.1		0.18 (J)
4/25/2017						<0.1			
7/13/2017									
10/10/2017									
10/11/2017	<0.1	<0.1	0.39		0.11 (J)			<0.1	
10/12/2017				<0.1		<0.1	<0.1		0.18 (J)
12/13/2017			0.48						
1/10/2018		<0.1							
1/11/2018	<0.1		0.31	<0.1	0.12 (J)		<0.1	<0.1	0.15 (J)
1/12/2018						<0.1			
7/11/2018		<0.1			0.13 (J)	<0.1	<0.1	<0.1	
7/12/2018	<0.1		0.25	<0.1					0.13 (J)
1/29/2019		<0.1			0.13 (J)	0.031 (J)		<0.1	
1/30/2019	<0.1		0.35	<0.1			<0.1		0.23 (J)
3/26/2019		<0.1						<0.1	
3/27/2019	0.029		0.24	<0.1	0.1	0.034	<0.1		0.12
9/10/2019		0.034 (J)							
9/11/2019	0.036 (J)		0.26	0.036 (J)	0.099 (J)	0.045 (J)	0.032 (J)	0.032 (J)	0.1
3/31/2020		0.046 (J)							
4/1/2020	<0.1			<0.1	0.15	0.082 (J)	0.04 (J)	0.05 (J)	0.26
4/2/2020			0.26						
9/15/2020	<0.1	<0.1	0.21		0.099 (J)	0.032 (J)	<0.1	<0.1	0.11
9/16/2020				<0.1					
3/16/2021	<0.1	<0.1		<0.1	0.13	0.04 (J)			0.18
3/17/2021			0.28				<0.1	<0.1	
8/17/2021									

ND substitution: RL or RL/2 if <15% NDs.

Prediction Limit

Constituent: Fluoride (mg/L) Analysis Run 9/30/2024 1:55 PM View: Appendix III - Interwell

Plant McIntosh Client: Southern Company Data: McIntosh LF4 CCR

	GWC-1	GWA-13 (bg)	GWC-11	GWC-12	GWC-17 (bg)	GWC-20	GWC-21	GWA-15 (bg)	GWC-10
8/18/2021	<0.1	<0.1	0.35	<0.1					0.081 (J)
8/19/2021					0.15	0.044 (J)	<0.1	0.035 (J)	
2/22/2022		<0.1			0.062 (J)	0.033 (J)		<0.1	
2/23/2022	<0.1		0.36	0.043 (J)			0.037 (J)		0.13
8/2/2022		<0.1	0.28		0.12			<0.1	
8/3/2022	<0.1			<0.1		0.052 (J)			0.098 (J)
8/4/2022							<0.1		
2/6/2023		<0.1							
2/7/2023	<0.1			<0.1				<0.1	
2/8/2023			0.31		0.13	0.052 (J)	<0.1		0.1
8/1/2023		<0.1						<0.1	
8/2/2023	<0.1		0.3	<0.1	0.17	0.05 (J)			0.13
8/3/2023							<0.1		
2/6/2024		0.041 (J)			0.15			<0.1	
2/7/2024	0.042 (J)		0.31			0.056 (J)	<0.1		0.13
2/8/2024				<0.1					
8/13/2024		<0.1			0.063 (J)			<0.1	
8/14/2024	<0.1		0.18	<0.1		<0.1	<0.1		<0.1
8/15/2024									

ND substitution: RL or RL/2 if <15% NDs.

Prediction Limit

Constituent: Fluoride (mg/L) Analysis Run 9/30/2024 1:55 PM View: Appendix III - Interwell

Plant McIntosh Client: Southern Company Data: McIntosh LF4 CCR

	GWC-23
4/19/2016	
4/20/2016	
4/21/2016	
6/14/2016	
6/15/2016	
6/16/2016	0.04 (J)
8/9/2016	
8/10/2016	<0.1
8/11/2016	
9/26/2016	
9/27/2016	
9/28/2016	0.097 (J)
11/14/2016	
11/15/2016	
11/16/2016	0.092 (J)
1/10/2017	
1/11/2017	
1/12/2017	
1/13/2017	
1/16/2017	
1/17/2017	<0.1
2/28/2017	
3/1/2017	
3/2/2017	<0.1
4/19/2017	
4/20/2017	
4/24/2017	
4/25/2017	<0.1
7/13/2017	<0.1
10/10/2017	
10/11/2017	
10/12/2017	<0.1
12/13/2017	
1/10/2018	
1/11/2018	
1/12/2018	<0.1
7/11/2018	
7/12/2018	<0.1
1/29/2019	
1/30/2019	<0.1
3/26/2019	
3/27/2019	0.027
9/10/2019	
9/11/2019	0.041 (J)
3/31/2020	
4/1/2020	0.05 (J)
4/2/2020	
9/15/2020	0.028 (J)
9/16/2020	
3/16/2021	
3/17/2021	<0.1
8/17/2021	

Prediction Limit

Constituent: Fluoride (mg/L) Analysis Run 9/30/2024 1:55 PM View: Appendix III - Interwell

Plant McIntosh Client: Southern Company Data: McIntosh LF4 CCR

	GWC-23
8/18/2021	
8/19/2021	<0.1
2/22/2022	
2/23/2022	0.03 (J)
8/2/2022	
8/3/2022	
8/4/2022	<0.1
2/6/2023	
2/7/2023	
2/8/2023	<0.1
8/1/2023	
8/2/2023	
8/3/2023	0.063 (J)
2/6/2024	
2/7/2024	<0.1
2/8/2024	
8/13/2024	
8/14/2024	<0.1
8/15/2024	

ND substitution: RL or RL/2 if <15% NDs.

Prediction Limit

Constituent: pH (S.U.) Analysis Run 9/30/2024 1:55 PM View: Appendix III - Interwell

Plant McIntosh Client: Southern Company Data: McIntosh LF4 CCR

	GWA-5 (bg)	GWA-3 (bg)	GWC-12	GWC-1	GWA-2 (bg)	GWA-4A (bg)	GWC-10	GWC-11	GWC-9
6/19/2015	5.95	5.23	5.05						
6/20/2015				4.87	4.69	4.92	6.28	6.13	4.7
12/14/2015									
12/15/2015									
4/19/2016		4.92			4.99				4.98
4/20/2016	5.85		5.17	5.43		4.9		6.28	
4/21/2016							6.21		
6/14/2016	5.53	4.89			4.98	4.9			
6/15/2016			5.12	5.28				6.55	5.2
6/16/2016							6.27		
8/9/2016	5.44	4.92			4.72				
8/10/2016			5.12	5.15			6.12	6.22	4.78
8/11/2016						5.37			
9/26/2016					4.74				
9/27/2016	5.59	5.25	5.19	5.19		5.89	6.29	6.33	4.91
9/28/2016									
11/14/2016		4.96				5.94			
11/15/2016	5.58		5.14	5.2	4.8		6.12	6.28	4.81
11/16/2016									
1/10/2017		4.21			4.59	5.44			
1/11/2017	5.56								
1/12/2017			5.13	5.27			6.23	6.26	
1/13/2017									5.28
1/16/2017									
1/17/2017									
2/28/2017	5.53	4.95			4.91	5.49			
3/1/2017			5.05	5.31			6.15	6.41	4.81
3/2/2017									
4/19/2017		5.12			4.98				
4/20/2017	5.63		5.15	5.29		5.51			
4/24/2017							6.8	6.26	4.99
4/25/2017									
7/13/2017									
7/17/2017					4.61				
7/18/2017	5.51	4.89				5.26			
7/19/2017				5.03					
7/20/2017			5.04						
7/24/2017							6.19	6.27	4.82
7/25/2017									
10/17/2017	5.62	4.96	5.03	5.25	4.93	5.28	6.11	6.35	4.85
1/10/2018	5.59	4.93			4.78	5.05			
1/11/2018			5.13	5.02			6.32	6.15	
1/12/2018									4.83
7/11/2018	5.49	4.87 (D)			4.75 (D)	4.53			
7/12/2018			5.09 (D)	5.04 (D)			6.7 (D)	6.63 (D)	4.8 (D)
1/29/2019	5.39	4.98			4.91	4.66			
1/30/2019			5.01	5.21			6.2	6.09	4.88
3/26/2019	5.45					4.72			
3/27/2019		4.8	4.93	5.15	4.69		6.54	6.32	4.75
9/10/2019	5.71					4.72			
9/11/2019		5.03	5.04	4.8	4.77		6.63	6.37	4.8
3/31/2020	5.45					5.06			

Prediction Limit

Constituent: pH (S.U.) Analysis Run 9/30/2024 1:55 PM View: Appendix III - Interwell

Plant McIntosh Client: Southern Company Data: McIntosh LF4 CCR

	GWA-5 (bg)	GWA-3 (bg)	GWC-12	GWC-1	GWA-2 (bg)	GWA-4A (bg)	GWC-10	GWC-11	GWC-9
4/1/2020		4.92	5.05	5	4.77		6.52		4.93
4/2/2020								6.38	
9/15/2020	5.27	4.72		4.76	4.52		6.66	6.62	
9/16/2020			4.91			4.87			4.74
3/16/2021		4.91	4.97	4.89	4.76		6.48		
3/17/2021	4.8					4.9		6.58	4.69
8/17/2021		4.82			4.62				
8/18/2021			5.01	4.89			6.32	6.54	
8/19/2021	5.23					4.86			4.89
2/22/2022	5.34	4.9			4.69				
2/23/2022			5.1	4.92		4.8	6.46	6.28	5.07
8/2/2022	5.23	4.75			4.57			6.4	
8/3/2022			4.98	4.83		4.79	6.34		5.29
8/4/2022									
2/6/2023									
2/7/2023	5.17	4.91	5.07	5.07	4.73	4.84			
2/8/2023							6.31	6.24	5.31
8/1/2023	4.89				4.37	4.53			
8/2/2023		4.71	4.79	4.73			6.28	6.32	5.16
8/3/2023									
2/6/2024	5.33	5.02			4.68	4.83			
2/7/2024				4.96			6.46	6.04	5.43
2/8/2024			5.13						
8/13/2024	5.07	5				5.05			
8/14/2024			4.91	4.79			6.31	6.34	5.15
8/15/2024					4.62				

Prediction Limit

Constituent: pH (S.U.) Analysis Run 9/30/2024 1:55 PM View: Appendix III - Interwell

Plant McIntosh Client: Southern Company Data: McIntosh LF4 CCR

	GWC-17 (bg)	GWC-18 (bg)	GWA-16 (bg)	GWC-20	GWC-21	GWA-14 (bg)	GWC-19	GWA-15 (bg)	GWA-13 (bg)
6/19/2015									
6/20/2015									
12/14/2015	5.19	7.1	5.26	5.24	5.84				
12/15/2015						5.24	5.98	5.2	5.13
4/19/2016		6.87					5.98		
4/20/2016	5.26		5.16			5.41			5.16
4/21/2016				4.88	5.43			5.18	
6/14/2016									
6/15/2016	5.12		5.04			5.74		5.47	5.35
6/16/2016		6.84		4.85	5.23		5.85		
8/9/2016	5.09		5.07			5.41		5.01	4.89
8/10/2016				4.84	5.11		5.79		
8/11/2016		6.42							
9/26/2016									
9/27/2016	5.32		5.11	5.32	5.06	5.42		5.22	5.02
9/28/2016		6.57					5.9		
11/14/2016									
11/15/2016	5.25		5.11	4.97	5.01	5.33	5.66	5.07	5.04
11/16/2016		6.51							
1/10/2017									
1/11/2017	5.23	6.43	5.07			5.32		5	
1/12/2017					4.99				5.19
1/13/2017				4.97					
1/16/2017							5.65		
1/17/2017									
2/28/2017						5.32		5.1	4.86
3/1/2017	5.25	6.48	5.14		5		5.62		
3/2/2017									
4/19/2017									
4/20/2017	5.36		5.05			5.31		5.12	5.01
4/24/2017					5.8				
4/25/2017		6.58		4.91			5.59		
7/13/2017									
7/17/2017									
7/18/2017									4.88
7/19/2017	5.12		4.95			5.19		4.84	
7/20/2017									
7/24/2017									
7/25/2017		6.37		4.89	4.92		5.55		
10/17/2017	5.23	6.53	5.17	4.97	4.89	5.27	5.68	4.95	4.93
1/10/2018									4.9
1/11/2018	5.28		4.97		4.98	5.19		5.01	
1/12/2018		6.47		4.97					
7/11/2018	5.23 (D)	6.18 (D)	5.07	4.89 (D)	4.96 (D)	5.25 (D)	5.6 (D)	5.01	4.99 (D)
7/12/2018									
1/29/2019	5.35		4.83	4.94		5.25	5.58	5.18	4.82
1/30/2019		5.93			4.65				
3/26/2019			4.95			5.29		5.04	5.07
3/27/2019	5.25	6.11		4.94	4.96		5.59		
9/10/2019			5.12			5.18			5
9/11/2019	5.16	6.3		4.96	4.99		5.58	5.28	
3/31/2020									5.1

Prediction Limit

Constituent: pH (S.U.) Analysis Run 9/30/2024 1:55 PM View: Appendix III - Interwell

Plant McIntosh Client: Southern Company Data: McIntosh LF4 CCR

	GWC-17 (bg)	GWC-18 (bg)	GWA-16 (bg)	GWC-20	GWC-21	GWA-14 (bg)	GWC-19	GWA-15 (bg)	GWA-13 (bg)
4/1/2020	5.3	6.15	4.95	5.03	5.04	5.26	5.67	5.35	
4/2/2020									
9/15/2020	5.29	6.13	5.02	4.96	4.86	5.83		4.92	5.07
9/16/2020							5.43		
3/16/2021	4.83		4.68	4.78		4.76	5.45		4.47
3/17/2021		5.99			4.8			5.41	
8/17/2021			4.95			5.12			
8/18/2021									4.93
8/19/2021	5.29	6.17		4.91	4.81		5.69	4.92	
2/22/2022	5.29		4.98	5.02		5.2		5.15	4.91
2/23/2022		6.2			4.87		5.63		
8/2/2022	5.18	6.41	4.93			5.05		4.9	4.86
8/3/2022				4.98			5.62		
8/4/2022					4.83				
2/6/2023									4.75
2/7/2023		6.47	4.88			5.03		5.19	
2/8/2023	5.31			4.84	4.85		5.59		
8/1/2023			4.47					4.58	4.53
8/2/2023	4.99	6.28		4.72		4.82	5.42		
8/3/2023					4.61				
2/6/2024	5.19		5			5.23		5.35	4.84
2/7/2024		6.31		4.99	4.77		5.6		
2/8/2024									
8/13/2024	5.02		4.9			4.97		4.73	4.55
8/14/2024		6.75		4.75	4.64		5.65		
8/15/2024									

Prediction Limit

Constituent: pH (S.U.) Analysis Run 9/30/2024 1:55 PM View: Appendix III - Interwell

Plant McIntosh Client: Southern Company Data: McIntosh LF4 CCR

	GWC-23
6/19/2015	
6/20/2015	
12/14/2015	
12/15/2015	
4/19/2016	
4/20/2016	
4/21/2016	
6/14/2016	
6/15/2016	
6/16/2016	
8/9/2016	
8/10/2016	6.34
8/11/2016	
9/26/2016	
9/27/2016	
9/28/2016	6.29
11/14/2016	
11/15/2016	
11/16/2016	6.18
1/10/2017	
1/11/2017	
1/12/2017	
1/13/2017	
1/16/2017	
1/17/2017	5.68
2/28/2017	
3/1/2017	
3/2/2017	5.75
4/19/2017	
4/20/2017	
4/24/2017	
4/25/2017	5.65
7/13/2017	5.65
7/17/2017	
7/18/2017	
7/19/2017	
7/20/2017	
7/24/2017	
7/25/2017	5.24
10/17/2017	5.37
1/10/2018	
1/11/2018	
1/12/2018	5.35
7/11/2018	
7/12/2018	5.21 (D)
1/29/2019	
1/30/2019	5.14
3/26/2019	
3/27/2019	5.3
9/10/2019	
9/11/2019	5.24
3/31/2020	

Prediction Limit

Constituent: pH (S.U.) Analysis Run 9/30/2024 1:55 PM View: Appendix III - Interwell

Plant McIntosh Client: Southern Company Data: McIntosh LF4 CCR

	GWC-23
4/1/2020	5.23
4/2/2020	
9/15/2020	5.18
9/16/2020	
3/16/2021	
3/17/2021	4.97
8/17/2021	
8/18/2021	
8/19/2021	5.16
2/22/2022	
2/23/2022	5.11
8/2/2022	
8/3/2022	
8/4/2022	5.12
2/6/2023	
2/7/2023	
2/8/2023	5.08
8/1/2023	
8/2/2023	
8/3/2023	5.13
2/6/2024	
2/7/2024	5.22
2/8/2024	
8/13/2024	
8/14/2024	4.87
8/15/2024	

Prediction Limit

Constituent: Total Dissolved Solids (mg/L) Analysis Run 9/30/2024 1:55 PM View: Appendix III - Interwell

Plant McIntosh Client: Southern Company Data: McIntosh LF4 CCR

	GWA-2 (bg)	GWA-3 (bg)	GWC-19	GWC-18 (bg)	GWC-9	GWA-13 (bg)	GWA-5 (bg)	GWA-16 (bg)	GWC-12
4/19/2016	<10	<10	34	106	49				
4/20/2016						<10	<10	<10	41
4/21/2016									
6/14/2016	55	46				47	62		
6/15/2016					84			67	27
6/16/2016			34	150					
8/9/2016	6	18				10	6	4 (J)	
8/10/2016			32		44				6
8/11/2016				78					
9/26/2016	24								
9/27/2016		30			30	16	10	18	16
9/28/2016			13	43					
11/14/2016		26							
11/15/2016	38		64		32	4 (J)	32	26	22
11/16/2016				140					
1/10/2017	18	18							
1/11/2017				64			12	<10	
1/12/2017						26			44
1/13/2017					54				
1/16/2017			12						
1/17/2017									
2/28/2017	12	22				6	<10		
3/1/2017			72	88	34			6	8
3/2/2017									
4/19/2017	14	14							
4/20/2017						<10	34	<10	<10
4/24/2017					<10				
4/25/2017			62	92					
7/13/2017									
10/10/2017	10								
10/11/2017		30				32	40	24	
10/12/2017			38	54	20				12
12/12/2017									
12/13/2017									
1/10/2018	6	28				10	48		
1/11/2018								6	34
1/12/2018			81	110	48				
7/11/2018	16 (J)	12 (J)	38 (J)	16 (J)		28 (J)	22 (J)	24 (J)	
7/12/2018					42 (J)				26 (J)
1/29/2019	36	27	62			24	34	26	
1/30/2019				100 (J)	42 (J)				22 (J)
3/26/2019						<10	21	27	
3/27/2019	36	35	61	79	34				24
9/10/2019						21	13	13	
9/11/2019	28	15	49	45	43				28
3/31/2020						17	28		
4/1/2020	32	20	52	73	36			15	20
4/2/2020									
9/15/2020	22	<10		64		17	23	14	
9/16/2020			60		<10				17
3/16/2021	24	25	65			23		20	19
3/17/2021				59	40		31		

ND substitution: RL or RL/2 if <15% NDs.

Prediction Limit

Constituent: Total Dissolved Solids (mg/L) Analysis Run 9/30/2024 1:55 PM View: Appendix III - Interwell

Plant McIntosh Client: Southern Company Data: McIntosh LF4 CCR

	GWA-2 (bg)	GWA-3 (bg)	GWC-19	GWC-18 (bg)	GWC-9	GWA-13 (bg)	GWA-5 (bg)	GWA-16 (bg)	GWC-12
8/17/2021	48	21						19	
8/18/2021						21			20
8/19/2021			57	71	37		20		
2/22/2022	27	16				17	21	17	
2/23/2022			41	54	30				16
8/2/2022	12	11		39		<10	11	<10	
8/3/2022			50		42				25
8/4/2022									
2/6/2023						19			
2/7/2023	32	25		90			24	24	27
2/8/2023			54		44				
8/1/2023	26					35	19	35	
8/2/2023		31	51	89	45				28
8/3/2023									
2/6/2024	34	22				23	25	27	
2/7/2024			48	88	50				
2/8/2024									23
8/13/2024		36				28	25	27	
8/14/2024			47	89	42				22
8/15/2024	32								

ND substitution: RL or RL/2 if <15% NDs.

Prediction Limit

Constituent: Total Dissolved Solids (mg/L) Analysis Run 9/30/2024 1:55 PM View: Appendix III - Interwell

Plant McIntosh Client: Southern Company Data: McIntosh LF4 CCR

	GWC-17 (bg)	GWA-4A (bg)	GWA-14 (bg)	GWC-11	GWC-1	GWC-20	GWC-10	GWA-15 (bg)	GWC-21
4/19/2016									
4/20/2016	29	<10	<10	32	<10				
4/21/2016						28	49	<10	<10
6/14/2016		67	65						
6/15/2016	85			81	52			58	
6/16/2016						42	109		30
8/9/2016	<10		24					6	
8/10/2016				64	10	6	58		<10
8/11/2016		<10							
9/26/2016									
9/27/2016	6	28	14	60	30	20	100	16	14
9/28/2016									
11/14/2016		48							
11/15/2016	24		18	72	32	82	94	18	58
11/16/2016									
1/10/2017		22							
1/11/2017	20		6					8	
1/12/2017				84	52		110		38
1/13/2017						36			
1/16/2017									
1/17/2017									
2/28/2017		32	14					4 (J)	
3/1/2017	38			64	44	40	110		32
3/2/2017									
4/19/2017									
4/20/2017	6	20	<10		20			10	
4/24/2017				46			32		16
4/25/2017						14			
7/13/2017									
10/10/2017		24							
10/11/2017	48		22	88	54			26	
10/12/2017						22	74		12
12/12/2017							150		
12/13/2017				68					
1/10/2018		42							
1/11/2018	18		36	10	100		150	56	20
1/12/2018						56			
7/11/2018	22 (J)	<5 (J)	20 (J)			32 (J)		<5 (J)	52 (J)
7/12/2018				94 (J)	24 (J)		140 (J)		
1/29/2019	37	26	22			27		23	
1/30/2019				89 (J)	55 (J)		160 (J)		43 (J)
3/26/2019		39	17					17	
3/27/2019	38			79	26	57	130		33
9/10/2019		36	16						
9/11/2019	31			39	49	45	130	15	23
3/31/2020		27							
4/1/2020	27		<10		39	26	130	21	21
4/2/2020				63					
9/15/2020	26		17	82	25	34	140	13	24
9/16/2020		21							
3/16/2021	25		17		29	37	130		
3/17/2021		36		81				29	24

ND substitution: RL or RL/2 if <15% NDs. Substitution method for trace values of the form <PQL(J): PQL.

Prediction Limit

Constituent: Total Dissolved Solids (mg/L) Analysis Run 9/30/2024 1:55 PM View: Appendix III - Interwell

Plant McIntosh Client: Southern Company Data: McIntosh LF4 CCR

	GWC-17 (bg)	GWA-4A (bg)	GWA-14 (bg)	GWC-11	GWC-1	GWC-20	GWC-10	GWA-15 (bg)	GWC-21
8/17/2021			19						
8/18/2021				97	33		140		
8/19/2021	32	26				40		21	32
2/22/2022	27		16			33		22	
2/23/2022		21		70	31		130		26
8/2/2022	15		13	35				11	
8/3/2022		20			33	35	130		
8/4/2022									26
2/6/2023									
2/7/2023		21	23		34			23	
2/8/2023	35			71		31	130		32
8/1/2023		25						47	
8/2/2023	38		26	79	35	36	130		
8/3/2023									30
2/6/2024	34	20	20					28	
2/7/2024				73	33	33	130		28
2/8/2024									
8/13/2024	39	29	28					26	
8/14/2024				77	33	34	120		26
8/15/2024									

Prediction Limit

Constituent: Total Dissolved Solids (mg/L) Analysis Run 9/30/2024 1:55 PM View: Appendix III - Interwell

Plant McIntosh Client: Southern Company Data: McIntosh LF4 CCR

	GWC-23
4/19/2016	
4/20/2016	
4/21/2016	
6/14/2016	
6/15/2016	
6/16/2016	78
8/9/2016	
8/10/2016	88
8/11/2016	
9/26/2016	
9/27/2016	
9/28/2016	35
11/14/2016	
11/15/2016	
11/16/2016	98
1/10/2017	
1/11/2017	
1/12/2017	
1/13/2017	
1/16/2017	
1/17/2017	36
2/28/2017	
3/1/2017	
3/2/2017	38
4/19/2017	
4/20/2017	
4/24/2017	
4/25/2017	28
7/13/2017	20
10/10/2017	
10/11/2017	
10/12/2017	24
12/12/2017	
12/13/2017	
1/10/2018	
1/11/2018	
1/12/2018	43
7/11/2018	
7/12/2018	40
1/29/2019	
1/30/2019	38 (J)
3/26/2019	
3/27/2019	42
9/10/2019	
9/11/2019	24
3/31/2020	
4/1/2020	25
4/2/2020	
9/15/2020	27
9/16/2020	
3/16/2021	
3/17/2021	24

Prediction Limit

Constituent: Total Dissolved Solids (mg/L) Analysis Run 9/30/2024 1:55 PM View: Appendix III - Interwell

Plant McIntosh Client: Southern Company Data: McIntosh LF4 CCR

	GWC-23
8/17/2021	
8/18/2021	
8/19/2021	32
2/22/2022	
2/23/2022	23
8/2/2022	
8/3/2022	
8/4/2022	33
2/6/2023	
2/7/2023	
2/8/2023	31
8/1/2023	
8/2/2023	
8/3/2023	36
2/6/2024	
2/7/2024	33
2/8/2024	
8/13/2024	
8/14/2024	33
8/15/2024	



Roswell, GA
11545 Wills Road
Suite 100
Alpharetta, GA 30009
Phone: 770.594.5998

Savannah, GA
7414 Hodgson Memorial
Drive, Suite 2B
Savannah, GA 31406
Phone: 912.236.3471

Knoxville, TN
8848 Cedar Springs
Lane, Suite 202
Knoxville, TN 37923
Phone: 865.531.9143