REPORT

2024 Semi-Annual Groundwater Monitoring and Corrective Action Report

Georgia Power Company - Plant Scherer Ash Pond 1

Submitted to:

Georgia Power Company

241 Ralph McGill Boulevard, NE
Atlanta, GA 30308

Submitted by:

WSP USA Inc.

5170 Peachtree Road Building 100 Suite 300, Atlanta, Georgia, USA 30341

+1 770 496-1893

August 30, 2024

SUMMARY

This *2024 Semi-Annual Groundwater Monitoring and Corrective Action Report*, Georgia Power Company - Plant Scherer Ash Pond 1 (AP-1), Juliette, Monroe County, Georgia (GA), was prepared to document groundwater monitoring activities from January through June, 2024 for AP-1. Groundwater monitoring and reporting for AP-1 is performed by WSP USA Inc. (WSP) in accordance with the United States Environmental Protection Agency (US EPA) Coal Combustion Residuals (CCR) Rule published in the Code of Federal Regulations (CFR) Title 40 Part 257 (40 CFR Part 257, Subpart D) dated April 17, 2015, and revised July 2018, 40 CFR § 257.90 through § 257.98. As required in 40 CFR § 257.90(e), this semi-annual report describes the status of the groundwater monitoring program, summarizes key actions completed, and presents projected key activities for the upcoming reporting period at AP-1. Other CCR Landfill units on-site at Plant Scherer (Cell 1 and PAC Ash Cell) are reported separately.

Plant Scherer is a coal-fired power generation facility located in northeast Monroe County approximately 5 miles south of Juliette, GA. The property occupies approximately 13,000 acres and is bounded on the south by Lake Juliette. The planned closure of the AP-1 unit includes consolidation and capping of the ash within the 550-acre unit to a smaller footprint covering approximately 300 acres.

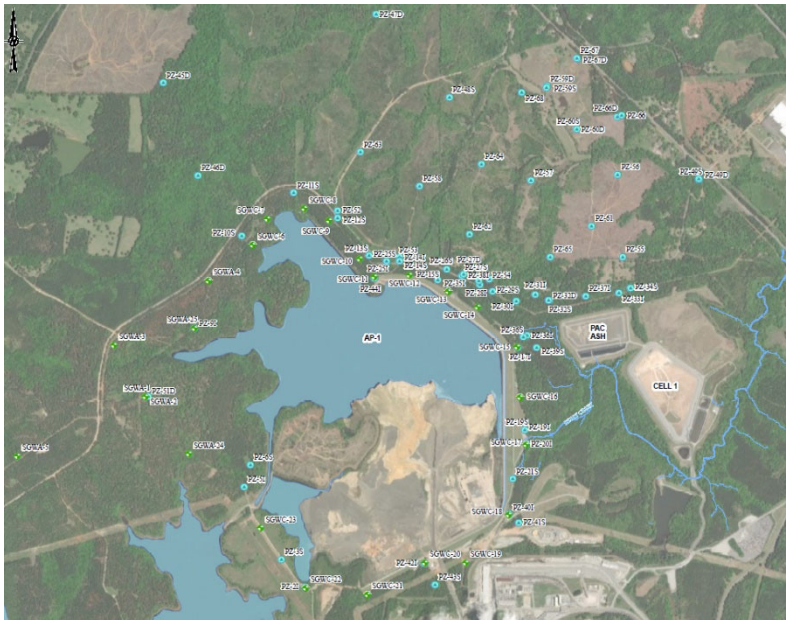

Plant Scherer Ash Pond 1

Groundwater at AP-1 is monitored with a comprehensive well network system comprised of upgradient and downgradient wells that meets federal and state monitoring requirements. Routine sampling and reporting for AP-1 began after background groundwater conditions were established for Appendix III and IV constituents between 2016 and 2018. Based on groundwater conditions at the Site, an assessment monitoring program was established for AP-1 in accordance with § 257.95 on May 15, 2018.

During the 2024 semi-annual reporting period, AP-1 remained in assessment monitoring. Groundwater elevation measurements were recorded at AP-1 monitoring wells within a 24-hour period prior to each sampling event. The elevation data were used to confirm the groundwater flow direction, and to confirm that the groundwater monitoring well network for the CCR unit effectively monitors groundwater downgradient of the unit. Thus, there are no changes to the AP-1 certified monitoring network in 2024. The groundwater semi-annual monitoring event for AP-1 was conducted in February 2024 and one well was resampled for radium in May 2024 to verify the sample results from February 2024. Groundwater samples were collected and analyzed for both Appendix III and Appendix IV constituents from each of the Site monitoring wells.

Analytical data from the February and May 2024 monitoring event have been statistically analyzed in accordance with the Site's certified statistical analysis method. The February and May 2024 semi-annual monitoring event,

statistical analyses indicate statistically significant increases (SSIs) above the prediction limit and statistically significant levels (SSLs) above the groundwater protection standard for specific Appendix III and Appendix IV constituents as summarized below. The AP-1 network remains in assessment monitoring.

Appendix III Constituent	Prediction Limit SSIs, February and May 2024
Boron	SGWC-9, SGWC-10, SGWC-11, SGWC-13, SGWC-14, SGWC-15, SGWC-16, SGWC-17, SGWC-18, SGWC-19, SGWC-20, SGWC-21, SGWC-22, SGWC-23
Calcium	SGWC-8, SGWC-9, SGWC-12, SGWC-13, SGWC-14, SGWC-17, SGWC-18, SGWC-19, SGWC-21, SGWC-22
Chloride	SGWC-7, SGWC-8, SGWC-9, SGWC-10, SGWC-11, SGWC-12, SGWC-13, SGWC-14, SGWC-15, SGWC-16, SGWC-17, SGWC-19, SGWC-20, SGWC-21, SGWC-22, SGWC-23
pH	SGWC-11, SGWC-15, SGWC-18, SGWC-20
Sulfate	SGWC-7, SGWC-8, SGWC-9, SGWC-10, SGWC-11, SGWC-12, SGWC-13, SGWC-14, SGWC-15, SGWC-16, SGWC-17, SGWC-18, SGWC-19, SGWC-20, SGWC-21, SGWC-22, SGWC-23
TDS	SGWC-8, SGWC-9, SGWC-13, SGWC-14, SGWC-15, SGWC-17, SGWC-18, SGWC-19, SGWC-20, SGWC-21, SGWC-22, SGWC-23
Appendix IV Constituent	**Confidence Interval SSLs, February and May 2024**
Cobalt	SGWC-10, SGWC-11, SGWC-15, SGWC-18, SGWC-20

In response to the SSLs of cobalt, Georgia Power initiated an assessment of corrective measures (ACM) on November 18, 2021, and prepared an ACM Report on April 15, 2022. Georgia Power will continue through the ACM evaluation following the timelines and requirements of Georgia (GA) Environmental Protection Division (EPD) Rules of Solid Waste Management 391-3-4-.10 (Georgia CCR Rule) and 40 CFR § 257.96. Pursuant to the requirements of § 257.96 a semi-annual report on the progress of remedy selection has been documented herein.

Based on review of the Appendix III and Appendix IV statistical results completed for the groundwater monitoring and corrective action program during the 2024 semi-annual reporting period, the Site will remain in assessment monitoring. Georgia Power will continue routine groundwater monitoring and reporting at the Site. Reports will be posted to the website and provided to GA EPD semi-annually.

Table of Contents

CERTIFICATION ..... **vi**

1.0 INTRODUCTION **1**

1.1 Site Description and Background 1

1.2 Regional and Site Geology and Hydrogeologic Setting 2

1.3 Groundwater Monitoring Well Network 3

2.0 GROUNDWATER MONITORING ACTIVITIES **3**

2.1 Monitoring Well Installation and Maintenance 3

2.2 Assessment Monitoring 3

2.3 Supplemental Sampling 4

3.0 SAMPLE METHODOLOGY AND ANALYSIS **4**

3.1 Groundwater Level Measurements 4

3.2 Groundwater Gradient and Flow Velocity 4

3.3 Groundwater Sampling 5

3.4 Laboratory Analyses 5

3.5 Quality Assurance and Quality Control Summary 6

4.0 STATISTICAL ANALYSES **6**

4.1 Statistical Method 6

4.1.1 Appendix III Statistical Methods 6

4.1.2 Appendix IV Assessment Monitoring Statistical Methods 7

4.2 Statistical Analysis Results 7

4.2.1 First Semi-Annual 2024 – Appendix III Statistical Results 7

4.2.2 First Semi-Annual 2024 – Assessment Monitoring Statistical Results 8

4.2.3 First Semi-Annual 2024 Trend Evaluation 8

5.0 ASSESSMENT MONITORING AND DELINEATION STATUS **8**

6.0 ASSESSMENT OF CORRECTIVE MEASURES **9**

7.0 MONITORING PROGRAM STATUS **9**

8.0 CONCLUSIONS AND FUTURE ACTIONS 9

9.0 REFERENCES 10

Tables

Table 1: Summary of Monitoring Well, Assessment Well and Piezometer Construction Data

Table 2: Groundwater Sampling Event Summary

Table 3: Summary of Groundwater Elevations - February 19, 2024

Table 4: Groundwater Flow Velocity Calculations

Table 5: Groundwater Analytical Data Summary

Table 6: Summary of Background Levels and GWPS

Figures

Figure 1: Site Location Map

Figure 2: Site Plan, Monitoring Well and Piezometer Location Map

Figure 3: Potentiometric Surface Map – February 19, 2024

Table of Contents - continued

Appendices

Appendix A: Field Data Forms and Instrument Calibration Records

Appendix B: Analytical Results, Data Validation Summaries, and Laboratory Accreditation

Appendix C: Well Condition Assessment Forms and Well Maintenance and Repair Documentation Memorandum

Appendix D: Statistical Analyses

Appendix E: Semi-Annual Remedy Selection and Design Progress Report

Certification

This *2024 Semi-Annual Groundwater Monitoring and Corrective Action Report*, Plant Scherer Ash Pond 1 (AP-1) has been prepared in compliance with the United States Environmental Protection Agency Coal Combustion Residual Rule (40 Code of Federal Regulations [CFR] 257 Subpart D), specifically § 257.90(e), and the Georgia Environmental Protection Division Rules for Solid Waste Management 391-3-4-.10 by a qualified groundwater scientist or engineer with WSP USA, Inc. I hereby certify that I am a qualified groundwater scientist, in accordance with the Georgia Rules of Solid Waste Management 391-3-4-.01.

WSP USA INC.

Dawn L. Prell, CPG
Technical Principal, Hydrogeologist

Rhonda N. Quinn, PG
Georgia Registered Professional Geologist No. 1031

Mark T. Prytula, PhD, PE
Georgia Professional Engineer No. 026729

1.0 INTRODUCTION

In accordance with the United States (US) Environmental Protection Agency (EPA) Coal Combustion Residuals (CCR) Rule 40 Code of Federal Regulations (CFR) 257 Subpart D and the Georgia (GA) Environmental Protection Division (EPD) Rules of Solid Waste Management 391-3-4-.10 (Georgia CCR Rule), WSP USA Inc. (WSP) has prepared this Semi-*Annual Groundwater Monitoring and Corrective Action Report* to document groundwater monitoring activities conducted from January to June 2024 at Georgia Power's Plant Scherer (Scherer) Ash Pond 1 (AP-1, Site). This report includes the results of the first semi-annual monitoring event conducted in February 2024 and one well was resampled for radium in May 2024 to verify the sample results from February 2024. For ease of reference, the US EPA CCR Rule is cited within this report.

Due to statistically significant increases (SSIs) of Appendix III parameters, Georgia Power initiated an assessment monitoring program for AP-1 in 2018. An Alternate Source Demonstration (ASD) was submitted to GA EPD on January 14, 2019, to address statistically significant levels (SSLs) of cobalt identified at wells SGWC-10, SGWC-11, SGWC-15, SGWC-18, and SGWC-20. Following review of the ASD report, GA EPD issued a notice of non-concurrence, dated August 2021, which acknowledged that cobalt is naturally occurring in groundwater but required additional lines of evidence for approval. Following receipt of GA EPD's notice, Georgia Power initiated an assessment of corrective measures (ACM) on November 18, 2021. Georgia Power is performing an ACM following the timelines and requirements of Georgia CCR Rule 391-3-4-.10(6)(a) and 40 CFR § 257.96. Pursuant to § 257.96(b), Georgia Power continues to monitor groundwater at AP-1 in accordance with the assessment monitoring program established for the unit in 2018, including semi-annual monitoring and reporting.

The following sections describe the Site setting and monitoring program, analytical data collected from the most recent sampling events, statistical analysis of the data, a description of groundwater flow direction and rate, and a discussion of the current findings with relevant conclusions and recommendations for future monitoring activities at the Site.

1.1 Site Description and Background

Plant Scherer is a coal-fired power generation facility located in northeast Monroe County approximately 5 miles south of Juliette, GA. The Plant Scherer property occupies approximately 13,000 acres and is bounded on the south by Lake Juliette. The Plant is primarily surrounded by agricultural and residential use. Figure 1 depicts the location of Plant Scherer relative to the surrounding area.

CCR produced from power generation has historically been stored in AP-1. Figure 2 depicts the general configuration of AP-1 and Site monitoring wells. As of 2019, AP-1 no longer received CCR and as of October 30, 2020, AP-1 no longer received non-CCR waste streams. A permit application for closure of AP-1 was submitted to GA EPD, last updated in October 2022, and is currently under review.

Plant Scherer is located within the Piedmont Physiographic Province of central Georgia, which is characterized by gently rolling hills and narrow valleys, with locally pronounced linear ridges. Overall, the property slopes gently south toward Lake Juliette and east toward the Ocmulgee River (Figure 1). AP-1 is located on a topographically high area, with several relatively small, intermittent, and perennial creeks and streams surrounding the pond. Several isolated hilltops occur west of the pond and represent topographic high points on the Site. Topographic relief across the Site is greater than 200 feet, with a natural topographic high of over 570 feet above North American Vertical Datum of 1988 (feet NAVD 88) occurring along the ridge west of AP-1, and a topographic low of less than 380 feet NAVD 88 in the eastern portion of the Site near Berry Creek.

1.2 Regional and Site Geology and Hydrogeologic Setting

The following section includes a general description of regional geologic and hydrogeologic characteristics of formations that occur beneath the Site. Information presented in this section is based on published literature, discussion with local geologic experts, and experience working in this geologic terrain (Golder, 2020).

Plant Scherer is located within the center of the East Juliette, GA US Geological Survey (USGS) 7.5-minute topographic quadrangle. The Piedmont/Blue Ridge geologic province contains some of the oldest rocks in the Southeastern US. Since their origin, approximately 276 to 1,100 million years ago (Ma), these late Precambrian (Neoproterozoic) to late Paleozoic (Permian) rocks have undergone repeated cycles of igneous intrusions and extrusions, metamorphism, folding, faulting, shearing, and silicification. The latest regional metamorphism and associated deformation has been attributed to the collision of the North America plate with the Eurasian plate approximately 200 to 230 Ma. Later deformation and emplacement of mafic dikes is associated with the rifting of the North American craton during the Mesozoic and Cenozoic Eras.

The metamorphic and igneous rocks that underlie the area have been subjected to physical and chemical weathering, which has created a landscape dissected by creeks and streams forming a dendritic drainage pattern. These rocks are deeply weathered due to the humid climate and bedrock is typically overlain by a variably thick blanket of residual soils and saprolite. The overall depth of weathering in the Piedmont/Blue Ridge is generally about 20 to 60 feet; however, the depth of weathering along discontinuities and/or very feldspathic rock units may extend to depths greater than 100 feet. Because of such variations in rock types and structure, the depth of weathering can vary significantly over short horizontal distances.

Locally, boring logs and monitoring/piezometer installation logs were used to evaluate the hydrostratigraphy of the Site. Material types identified included residual soils, saprolitic soils, saprolitic rock (or partially weathered rock if blow counts were provided), transitionally weathered rock; all of which are referred to as overburden over the competent bedrock below. Residual and soils, primarily sandy silt, silty sand, sandy clay, and silty clay occur as a variably thick blanket overlying bedrock across most of the Site. The thickness of the soil encountered in the borings is variable, ranging from little to no soil where outcrop is encountered at the surface, to as much at 168 feet. Thickness of saprolitic soils /or saprolitic rock are also variable across the Site. The saturated thickness of the overburden material ranges from 2 feet to over 40 feet.

Based on a review of boring and well construction logs, the screen sections and filter pack intervals for most of the piezometers and monitoring wells installed at the Site are located within the overburden. Based on groundwater elevations, groundwater generally flows from the west and northwest towards AP-1 and then radially (following topography) away from the ridge to the northeast and east, southeast, and south and southwesterly directions across the Site. This groundwater flow pattern is consistent with historical observations. The direction and gradient of topography and groundwater surface suggests and supports an unconfined, phreatic or water table aquifer generally within the overburden.

Field hydraulic conductivity tests (i.e., slug tests) performed in a variety of geologic materials on site indicate an average horizontal hydraulic conductivity of 2.36 feet/day (ft/day), and a median of 1.31 ft/day (Golder, 2020). This hydraulic conductivity is generally consistent with regional measurements within Piedmont overburden (Heath, 1982).

1.3 Groundwater Monitoring Well Network

A groundwater monitoring system was installed within the uppermost aquifer at Plant Scherer AP-1 in accordance with § 257.91 (Golder, 2018). The monitoring system is intended to monitor groundwater passing the waste boundary of AP-1 within the uppermost aquifer. Wells are located upgradient and downgradient of AP-1 based on groundwater flow direction inferred from the potentiometric surface elevation contour maps. A network of 25 wells was installed for groundwater monitoring near AP-1. Table 1 includes the pertinent construction details for the AP-1 monitoring well network at Plant Scherer.

A series of groundwater piezometers have also been installed at the Site for gauging groundwater elevations. Table 1 also includes pertinent construction details for the AP-1 piezometers. Landfill Cell 1 and PAC Ash Cell wells are discussed in a separate report. The detection monitoring well network has been certified by a Registered Professional Engineer in Georgia and notice of that certification has been placed in the Plant Scherer Operating Record.

2.0 GROUNDWATER MONITORING ACTIVITIES

In accordance with 40 CFR § 257.90(e), the following subsections describe monitoring-related activities performed during the first semi-annual event in 2024 and presents the status of the monitoring program. Groundwater sampling was performed in accordance with 40 CFR § 257.93. Samples were collected from each well in the certified groundwater monitoring well system. The location of each of these monitoring wells is shown on Figure 2. Table 2 presents a summary of groundwater sampling events completed for AP-1 during the first semi-annual event in 2024. Field Data Forms and Instrument Calibration Forms for the first semi-annual event in 2024 are included in Appendix A. Analytical results, laboratory accreditation, and data validation summaries are included in Appendix B.

2.1 Monitoring Well Installation and Maintenance

There was no change to the detection groundwater monitoring system during this reporting period. Monitoring wells are inspected semi-annually to determine if any repairs or corrective actions are necessary to meet the requirements of the Georgia Water Well Standards Act (O.C.G.A. § 12-5-134(5)(d)(vii)). In February 2024, monitoring wells were inspected, and necessary corrective actions were identified. The well condition inspection forms from each sampling event are also included in Appendix C.

2.2 Assessment Monitoring

Pursuant to § 257.94(e)(3), an assessment monitoring program has been established for AP-1 at Plant Scherer based on statistically significant increases. A notice of assessment monitoring was placed in the Plant Scherer Operating Record on May 15, 2018.

The groundwater sampling events were conducted for AP-1 in February and May 2024. Samples were collected from each well in the certified monitoring network as well as those in the assessment monitoring network presented in Table 1. Table 2 presents a summary of groundwater sampling event completed for AP-1 and the status of the monitoring network.

During the February and May semi-annual sampling event, groundwater samples were collected for Appendix III and Appendix IV constituents. Results of the sampling activities conducted during first semi-annual event in 2024 are discussed in Section 5.0, and the data are presented in Appendix B.

Groundwater samples collected from the detection and assessment monitoring well networks in February and May 2024 were also analyzed for major ions (magnesium, manganese, potassium, sodium, total and bicarbonate alkalinity, sulfide, and iron) to support the evaluation of corrective measures.

2.3 Supplemental Sampling

Additional monitoring as recommended by the Risk Evaluation Report (Wood, 2021) was also completed at Site piezometers PZ-25S and PZ-25I. The results are summarized in Table 5 and the laboratory reports are provided in Appendix B.

3.0 SAMPLE METHODOLOGY AND ANALYSIS

Groundwater sampling event was conducted for AP-1 in February 2024 and a resampling event was conducted in May 2024. During the 2024 semi-annual sampling event, groundwater samples were collected for Appendix III constituents and Appendix IV constituents from each detection and assessment monitoring wells. Results of sampling activities conducted in 2024 are presented in Appendix B.

3.1 Groundwater Level Measurements

Groundwater elevations were recorded on February 19, 2024 from Site monitoring wells and piezometers. Water levels from each of the monitoring events are provided in Table 3 and are consistent with historical data. The recorded water level data from the semi-annual monitoring event was used to develop potentiometric surface elevation contour map as presented on Figure 3. Review of Figure 3 shows that groundwater generally flows from the west and northwest towards AP-1 and then radially (following topography) away from the ridge to the northeast and east, southeast and south, and southwesterly directions across the Site. This groundwater flow pattern is consistent with historical observations. The consistent correlation in direction and gradient of topography and groundwater surface suggests and supports an unconfined, phreatic or water table aquifer within the overburden.

3.2 Groundwater Gradient and Flow Velocity

Groundwater flow rates at the Site were calculated based on hydraulic gradients, hydraulic conductivity from previous slug test results, and an estimated effective porosity of the screened horizon. Based on available slug test data, an average hydraulic conductivity of approximately 2.36 feet per day and a median value of 1.31 feet per day (ft/day) are used in the flow calculations. The hydraulic gradient was calculated between well pairs shown on Table 4. An effective porosity of 0.2 was used based on the default values for effective porosity recommended by US EPA for a silty sand-type soil (US EPA, 1996).

Horizontal flow velocity was calculated using the commonly used derivative of Darcy's Law:

$$V = \frac{K * i}{n_e}$$

Where:

$V =$ Groundwater flow velocity $\left(\frac{feet}{day}\right)$

$K =$ Average Hydraulic Conductivity of the aquifer $\left(\frac{feet}{day}\right)$

$i =$ Horizontal hydraulic gradient $\left(\frac{feet}{feet}\right)$

$n_e =$ Effective porosity

Using this equation and groundwater elevation data from February 2024, horizontal groundwater velocities are calculated for various areas of the Site and are tabulated on Table 4.

As presented on Table 4, the February 2024 groundwater flow velocities across AP-1 range from approximately 0.07 ft/day (26 ft/year) to 0.39 ft/day (142 ft/year). These calculated groundwater velocities across AP-1 are consistent with historical calculations.

3.3 Groundwater Sampling

Groundwater samples were collected in accordance with § 257.93(a). Monitoring wells were purged and sampled using low-flow sampling procedures. Dedicated and/or non-dedicated peristaltic and low-flow pneumatic bladder pumps were used to purge and sample the wells. Non-dedicated equipment was decontaminated in accordance with US EPA Region 4 standard operating procedures (US EPA, 2020a). During purging of each well, field measurements of temperature, specific conductance, dissolved oxygen (DO), pH, and oxidation-reduction potential (ORP) were recorded using a SmarTroll® (an In-Situ® field instrument) or an Aqua TROLL 400 along with a separate turbidity meter to verify stabilization.

Groundwater samples were collected when the following general stabilization criteria were met:

- 0.1 standard units (S.U.) for pH
- 5% for specific conductance
- 0.2 milligrams per liter (mg/L) for DO or 10% if DO > 0.5 mg/L (whichever is greater)
- Turbidity less than 5 nephelometric turbidity units (NTU)

Field data and sampling notes for each monitoring well are recorded on field sampling forms, which contain a description of the sampling equipment, sampling method, purge rate, field observations, and depth to water measurements at each monitoring location. Deviations from stabilization criteria, if applicable, are identified on field sampling forms. Following well stabilization, unfiltered samples were collected directly into appropriately preserved, laboratory-supplied sample containers, placed in iced coolers, and submitted to the laboratory following standard chain-of-custody protocol. Field data forms (“Low-Flow Test Reports”) generated directly from the SmarTroll® or Aqua TROLL 400, field sampling forms, and daily instrument calibration logs are included in Appendix A. Chain of-custody records are provided in Appendix B.

3.4 Laboratory Analyses

Groundwater samples were collected in February and May 2024. Because AP-1 is currently in assessment monitoring, groundwater samples from AP-1 detection and assessment monitoring wells were analyzed for Appendix III and Appendix IV monitoring parameters per 40 CFR Parts 257. Supplemental wells, PZ-25S and PZ-25I were analyzed for select parameters in February 2024. Groundwater samples were also analyzed for major ions (magnesium, manganese, potassium, sodium, sulfide, total and bicarbonate alkalinity, and iron). Table 5 presents tabulated summaries of the February and May 2024 sampling results.

The required laboratory analyses were performed by Eurofins Environmental Testing (Eurofins) locations in St. Louis, Missouri, Savannah, Georgia, and Orlando, Florida. Eurofins is accredited by National Environmental Laboratory Accreditation Program (NELAP) and maintain a NELAP certification for all parameters analyzed for

this project. Groundwater data and chain of custody records for the monitoring events are presented in Appendix B.

3.5 Quality Assurance and Quality Control Summary

During each sampling event, quality assurance/quality control (QA/QC) samples are collected at a rate of at least one sample per every 10 samples. Equipment blanks (where non-dedicated sampling equipment is used), field blanks, and duplicate samples were also collected during each sampling event. QA/QC sample data were evaluated during data validation and are included in Appendix B.

A value followed by a "J" flag in tables and laboratory reports indicates that the value is an estimated analyte concentration detected between the method detection limit (MDL) and the laboratory reporting limit (RL). The estimated value is positively identified but is below the lowest concentration that can be reliably quantified within specified limits of precision and accuracy under routine laboratory operating conditions.

Groundwater quality data in this report were independently validated in accordance with US EPA Region 4 Data Validation Standard Operating Procedures (US EPA, 2011), National Functional Guidelines for Inorganic Superfund Methods Data Review (US EPA, 2020b) US Department of Energy, Evaluation of Radiochemical Data Usability (Paar, 1997) and the analytical methods. Data validation generally consisted of reviewing sample integrity, holding times, laboratory method blanks, laboratory control samples, matrix spikes/matrix spike duplicate recoveries and relative percent differences (RPDs), laboratory, and field duplicate RPDs, field and equipment blanks, and reporting limits. Where appropriate, validation qualifiers and flags were applied to the data per US EPA procedures and guidance. Data validation summary reports prepared by WSP are included in Appendix B. Flagged data identified in the statistical analysis reports are described in the following section. The validated data meet project objectives and the results are presented in Table 5.

4.0 STATISTICAL ANALYSES

Statistical analysis of Appendix III and Appendix IV groundwater monitoring data was performed pursuant to § 257.93-95 following the established statistical method for AP-1.

4.1 Statistical Method

The selected statistical method for AP-1 was developed in accordance with § 257.93(f) using methodology presented in *Statistical Analysis of Groundwater Data at RCRA Facilities*, Unified Guidance, US EPA 530/R-09-007 (Unified Guidance; US EPA March 2009). Sanitas Statistical Software (Sanitas™) was used to perform the statistical analyses of groundwater data. Sanitas™ is a decision-support software package that incorporates the statistical tests required of Subtitle C and D facilities by US EPA regulations and guidance as recommended in the Unified Guidance (US EPA, 2009). A summary table of the statistical results accompanies the prediction limits for Appendix III and confidence intervals for Appendix IV in Appendix D.

4.1.1 Appendix III Statistical Methods

For Appendix III constituents, groundwater monitoring data was statistically evaluated using interwell prediction limits. The Sen’s Slope/Mann Kendall trend test was also performed to evaluate concentrations over time and determine whether concentrations are statistically increasing, decreasing, or stabilizing.

4.1.2 Appendix IV Assessment Monitoring Statistical Methods

For the Assessment Monitoring Program (Appendix IV constituents), parametric tolerance limits were used to calculate site specific background limits from pooled upgradient well data for Appendix IV parameters with a target of 95% confidence and 95% coverage. The confidence and coverage levels for nonparametric tolerance limits are dependent upon the number of background samples. The background limits were then used when determining the groundwater protection standard (GWPS) under 40 CFR § 257.95(h) and Georgia EPD Rule 391-3-4-.10(6)(a).

As described in 40 CFR 257.95(h)(1-3), the GWPS is:

- The maximum contaminant level (MCL) established under §§ 141.62 and 141.66 of this title;
- Where an MCL has not been established, the Federal rule specified limits specified for cobalt (0.006 mg/L), lead (0.015 mg/L), lithium (0.040 mg/L), or molybdenum (0.100 mg/L); or
- The respective background level for a constituent when the background level is higher than the MCL or rule-identified GWPS.

On February 22, 2022 GA EPD updated the Rules for Solid Waste Management 391-3-4-.10(6) to incorporate updated Federal GWPS where an MCL has not been established. Updated Federal GWPS were specified for cobalt (0.006 mg/L), lead (0.015 mg/L), lithium (0.040 mg/L), and molybdenum (0.100 mg/L), except when the site-specific background concentration of these constituents is higher. Statistical evaluation for the February and May 2024 event was updated to reflect these changes.

Consistent with applicable regulatory requirements, GWPS were established for statistical comparison of Appendix IV constituents. Table 6 summarizes the background limit established and the corresponding GWPS for each constituent.

To complete the statistical comparison to GWPS, confidence intervals were constructed for each of the Appendix IV parameters in each downgradient well. Those confidence intervals were compared to the GWPS established per both the State and Federal rules. Only when the entire confidence interval is above a GWPS is the well/constituent pair considered to be above its respective standard and to be an SSL.

Tolerance limits for confidence interval calculations are updated to include current data for each of the events. Due to varying reporting limits in background samples, the most recent reporting limit is used when a result is below detection limits.

4.2 Statistical Analysis Results

Analytical data from the first semi-annual monitoring event conducted in February 2024 have been statistically analyzed in accordance with the Statistical Analysis Plan for AP-1. Verification resampling to confirm initial SSIs was performed in May 2024. The statistical results of the February and May 2024 monitoring event are included in Appendix D.

4.2.1 First Semi-Annual 2024 – Appendix III Statistical Results

Based on statistical results presented in Appendix D, SSIs of boron, calcium, chloride, pH, sulfate, and total dissolved solids (TDS) at various wells were identified following the February and May 2024 semi-annual

monitoring event. A detailed list of the noted exceedances is provided in Appendix D. Based on review of the Appendix III statistical analyses results, assessment monitoring will continue pursuant to 40 CFR 257.94(f).

4.2.2 First Semi-Annual 2024 – Assessment Monitoring Statistical Results

Analytical data from the February and May 2024 monitoring event at AP-1 have been statistically analyzed in accordance with the certified statistical analysis method for AP-1. Review of the statistical results indicates the following SSLs above the GWPS established according to both 40 CFR § 257.95(h) and 391-3-4-.10(6)(a):

AP-1 Confidence Interval Statistically Significant Level Exceedances February and May 2024	
Appendix IV Parameter	**AP-1 Monitoring Well**
Cobalt	SGWC-10, SGWC-11, SGWC-15, SGWC-18, and SGWC-20

4.2.3 First Semi-Annual 2024 Trend Evaluation

February 2024 results for cobalt were further evaluated using the Sen's Slope/Mann Kendall trend test to determine whether concentrations are significantly increasing or decreasing. Upgradient wells are included in the trend analyses to identify whether similar patterns exist upgradient of the Site which is an indication of natural variability in groundwater. Results of trend analyses for cobalt are presented in the February and May 2024. Statistical Package in Appendix D. Statistically significant trends were noted for the following well/constituent pairs:

Increasing Trends (Cobalt)	**Decreasing Trends (Cobalt)**
None	SGWA-1 (upgradient) SGWA-25 (upgradient), SGWC-11, SGWC-18, and SGWC-20

5.0 ASSESSMENT MONITORING AND DELINEATION STATUS

CCR compliance groundwater monitoring activities have been performed for AP-1 since September 2016 pursuant to the CCR rule. Georgia Power initiated an assessment monitoring program in May 2018 after identifying SSIs of Appendix III parameters in groundwater. Pursuant to § 257.95, samples were collected from the compliance monitoring wells and analyzed for Appendix IV constituents.

In accordance with Section 21.1.1 of the Unified Guidance (US EPA, 2009), four independent data points are the minimum population size recommended to construct confidence intervals required to assess SSLs for Appendix IV constituents. For each of the detection and assessment monitoring wells, statistical analyses have been performed and are discussed above in Section 4.0 and included in Appendix D.

To characterize the nature and extent of cobalt SSLs, multiple piezometers have been installed and sampled at the Site (Golder, 2020); refer to the table below for constituent delineation status. Specific details regarding the delineation status at AP-1, including isoconcentration contours for cobalt, are discussed in the *Semi-Annual Remedy Selection and Design Progress Report* (Appendix E).

Detection/Assessment Monitoring Well with SSL	Constituent of Concern	Vertical Delineation Well	Horizontal Delineation Well Location
SGWC-10	Cobalt	PZ-69I	PZ-13S
SGWC-11	Cobalt	PZ-44I	PZ-14S
SGWC-15	Cobalt	PZ-17I	PZ-39S
SGWC-18	Cobalt	PZ-40I	PZ-41S
SGWC-20	Cobalt	PZ-42I	PZ-43S

Horizontal and vertical delineation is complete based on review of analytical results, statistical analyses and the isoconcentration contours (Appendix E).

6.0 ASSESSMENT OF CORRECTIVE MEASURES

On November 18, 2021, Georgia Power initiated the ACM for cobalt and documented the ACM report in the operating record on April 15, 2022. Georgia Power will complete the evaluation of ACM alternatives following the timelines and requirements of Rule 394-3-4-.10(6)(d)4 and § 257.96 and § 257.94(e)(3).

In accordance with 40 CFR § 257.97(a), a remedy selection progress report will be prepared and submitted concurrent with semi-annual groundwater monitoring reports to document results associated with additional data collection, and present progress toward selection and design of a groundwater remedy. The *Semi-Annual Remedy Selection and Design Progress Report* that is included as Appendix E includes the following information:

i) A summary of the closure status for AP-1 as it relates to source control.

ii) Summary of work completed to date to achieve delineation of constituents exceeding GWPS and a summary of data collected during the first semi-annual event towards remedy selection.

iii) A summary of remedial alternatives and progress towards remedy selection.

7.0 MONITORING PROGRAM STATUS

Statistical evaluations of the groundwater monitoring well data for AP-1 confirm SSIs of Appendix III groundwater monitoring parameters above background and SSLs of Appendix IV groundwater monitoring parameter (cobalt) above the GWPS. AP-1 will continue to be monitored in accordance with the assessment monitoring program pursuant to 40 CFR § 257.95. On November 18, 2021, Georgia Power initiated an ACM per Georgia CCR Rule 391-3-4-.10(6)(a) and § 257.96 to address the concentrations of cobalt in Site groundwater. Pursuant to 40 CFR 257.95(g)(1)(iv), the assessment wells continue to be sampled as part of the ongoing semi-annual assessment monitoring program and the assessment of corrective measures.

8.0 CONCLUSIONS AND FUTURE ACTIONS

This *2024 Semi-Annual Groundwater Monitoring and Corrective Action Report*, Georgia Power Company - Plant Scherer Ash Pond 1 was prepared to fulfill the requirements of US EPA's 40 CFR § 257.95 and GA EPD's 391-3-4-.10. The groundwater flow direction interpreted during this event is consistent with historical evaluations.

Review of analytical results and statistical analyses developed for AP-1 indicates statistical exceedances of cobalt identified during the first semi-annual event for 2024. The monitoring well network continues to effectively monitor the uppermost aquifer beneath AP-1 and compliance monitoring will be conducted in accordance with § 257.94 and § 257.95.

Based on the findings presented herein, assessment groundwater monitoring and the ACM in response to the SSLs of cobalt in Site groundwater will continue for AP-1. The next scheduled sampling event is tentatively scheduled for August 2024. The August 2024 semi-annual assessment monitoring event will meet the requirements of § 257.95(b) and § 257.95(d)(1) and will include sampling and analysis of Appendix III and IV constituents.

9.0 REFERENCES

Combustion Residuals from Electric Utilities; Final Rule. [EPA-HQ-RCRA–2009–0640; FRL–9919–44– OSWER]. RIN–2050–AE81.

Golder, 2018. *2017 Annual Groundwater Monitoring and Corrective Action Report, Georgia Power Company Plant Scherer Ash Pond 1,* Golder Associates, Inc, January 30, 2018.

Golder, 2019. *Alternate Source Demonstration, Georgia Power Company Plant Scherer AP-1,* Golder Associates Inc, January 14, 2019.

Golder, 2020. *Hydrogeologic Assessment Report, Plant Scherer Ash Pond 1*, Golder Associates Inc., September 2020, revised December 2020.

Golder, 2022. *Semi-Annual Remedy Selection and Design Progress Report,* Georgia Power Company – Plant Scherer, Juliette, Georgia, Golder Associates USA Inc., August 31, 2022

Heath, R.C., 1982. Basic Ground-Water Hydrology. Water Supply Paper 2220. U.S. Geological Survey, Federal Center, Box 25425, Denver, Colorado.

Paar, 1997. *Evaluation of Radiochemical Data Usability*, Paar J.G. and Porterfield D.R., US Department of Energy, April 1997.

Sanitas 2014. Groundwater Statistical Software, Sanitas Technologies, Shawnee, KS, 2007. www.sanitastech.com.

US EPA, 1996. *Soil Screening Guidance: User's Guide,* Second Edition, EPA/540/R-96-018, July.

US EPA, 2009. *Statistical Analysis of Groundwater Monitoring Data at RCRA Facilities, Unified Guidance*. EPA 530-R-09-007.

US EPA, 2016, U.S. Environmental Protection Agency Region 4, Science and Ecosystem Support Division, *Data Validation Standard Operating Procedures*, (QAS-SOP-0025), February 16, 2016.

US EPA, 2017. Federal Register. Volume 80. No. 74. Friday April 17, 2015. Part II. Environmental Protection Agency. 40 CFR Parts 257and 261. Hazardous and Solid Waste Management System; Disposal of Coal Combustion Residuals from Electric Utilities; Final Rule. [EPA HQ RCRA–2009–0640; FRL–9919–44–OSWER]. RIN–2050–AE81.

US EPA, 2020a. U.S. Environmental Protection Agency Region 4, Laboratory Services and Applied Science Division, Operating Procedure: *Field Equipment Cleaning and Decontamination,* (LSASDPROC-205-R4), June 22, 2020.

US EPA, 2020b. *National Functional Guidelines for Inorganic Superfund Methods Data Review*, Office of Superfund Remediation and Technology Innovation. OLEM 9240.0-51 [EPA 540-R-20-005]. Washington. DC, November 2020.

US EPA, 2023. U.S. Environmental Protection Agency Region 4, Laboratory Services and Applied Science Division, Operating Procedure: *Groundwater Sampling* (LSASDPROC-301-R6), April 22, 2023.

Wood, 2021. *Risk Evaluation Report*, Plant Scherer Ash Pond 1, Juliette, Georgia, Wood Environment & Infrastructure Solutions, Inc., January 2021.

Tables

Table 1
Summary of Monitoring Well, Assessment Well and Piezometer Construction Data
Georgia Power Company
Plant Scherer - Ash Pond 1
Monroe County, GA

Well ID	Compliance Purpose	Location	Northing[1]	Easting[1]	Ground Surface Elevation (feet)[2]	Top of Casing Elevation (feet)[2]	Top of Screen Elevation[3] (feet)	Bottom of Screen Elevation[3] (feet)	Total Well Depth[5] (feet below land surface)	Groundwater Zone Screened	Installation Date
AP-1 DETECTION MONITORING WELL NETWORK											
SGWA-1	Detection	Upgradient	1119233.10	2399899.81	544.07	546.83	503.57	493.57	50.90	Saprolite	02/11/2015
SGWA-2	Detection	Upgradient	1119237.67	2399908.19	543.95	546.94	458.55	448.55	95.80	Bedrock	02/17/2015
SGWA-3	Detection	Upgradient	1120224.15	2399296.64	542.88	545.83	502.88	492.88	50.00	Saprolite	11/18/2015
SGWA-4	Detection	Upgradient	1121477.05	2401124.64	544.81	547.66	494.31	484.31	60.50	Saprolite	11/17/2015
SGWA-5	Detection	Upgradient	1118088.42	2397426.26	505.73	508.48	485.53	475.53	30.20	Saprolite	11/18/2015
SGWA-24	Detection	Upgradient	1118121.96	2400743.52	489.32	492.38	461.62	451.62	38.10	Saprolite	02/10/2015
SGWA-25	Detection	Upgradient	1120555.28	2400857.08	523.20	526.49	488.60	478.60	45.00	Saprolite	02/18/2015
SGWC-6	Detection	Downgradient	1122167.18	2401979.98	507.67	510.49	492.67	482.67	25.00	Saprolite	11/12/2015
SGWC-7	Detection	Downgradient	1122668.61	2402259.75	503.45	506.40	478.45	468.45	35.00	Bedrock	11/11/2015
SGWC-8	Detection	Downgradient	1122865.98	2402979.50	511.48	514.28	481.48	471.48	40.00	Bedrock	11/10/2015
SGWC-9	Detection	Downgradient	1122634.64	2403455.19	507.63	510.62	482.63	472.63	35.00	Saprolite	11/06/2015
SGWC-10	Detection	Downgradient	1121895.85	2404046.92	506.60	509.41	486.60	476.60	30.00	Saprolite	11/05/2015
SGWC-11	Detection	Downgradient	1121542.11	2404332.12	508.62	511.47	478.62	468.62	40.00	Saprolite	10/29/2015
SGWC-12	Detection	Downgradient	1121576.75	2405009.92	497.70	500.53	460.70	450.70	47.60	Saprolite	10/30/2015
SGWC-13	Detection	Downgradient	1121274.85	2405761.20	479.92	482.71	454.92	444.92	35.00	Saprolite	11/04/2015
SGWC-14	Detection	Downgradient	1120966.13	2406329.89	473.32	476.72	448.52	438.52	35.30	Saprolite	02/24/2015
SGWC-15	Detection	Downgradient	1120191.20	2407093.92	479.66	482.75	444.86	434.86	45.20	Saprolite	02/26/2015
SGWC-16	Detection	Downgradient	1119221.42	2407155.89	457.03	460.31	428.23	418.23	39.20	Saprolite	03/03/2015
SGWC-17	Detection	Downgradient	1118308.77	2407267.44	414.93	418.00	400.83	390.83	24.50	Saprolite	03/11/2015
SGWC-18	Detection	Downgradient	1116947.75	2406931.32	510.31	513.29	476.21	466.21	44.50	Saprolite	03/17/2015
SGWC-19	Detection	Downgradient	1116024.59	2406097.05	475.83	478.94	451.63	441.63	34.60	Saprolite	03/18/2015
SGWC-20	Detection	Downgradient	1116020.73	2405307.67	501.49	504.60	486.49	476.49	25.00	Saprolite	11/19/2015
SGWC-21	Detection	Downgradient	1115409.88	2404197.33	484.67	487.67	470.17	460.17	24.90	Saprolite	05/06/2015
SGWC-22	Detection	Downgradient	1115540.08	2403001.81	515.41	518.02	478.91	468.91	50.10	Saprolite	01/22/2015
SGWC-23	Detection	Downgradient	1116693.80	2402131.07	520.02	523.10	480.72	470.72	49.70	Bedrock	02/03/2015
AP-1 ASSESSMENT MONITORING WELL NETWORK											
PZ-13S	Assessment	Downgradient	1121957.03	2404227.47	517.48	520.51	482.58	472.58	45.30	Saprolite	04/01/2015
PZ-14S	Assessment	Downgradient	1121852.80	2404820.56	508.68	512.13	474.18	464.18	44.90	Saprolite	03/26/2015
PZ-17I	Assessment	Downgradient	1120190.27	2407107.37	479.90	483.03	393.20	383.20	97.30	Bedrock	02/27/2015
PZ-39S	Assessment	Downgradient	1120178.43	2407470.49	471.79	474.58	405.79	395.79	76.40	Saprolite	08/21/2018
PZ-40I	Assessment	Downgradient	1116960.39	2406934.72	510.09	512.55	437.09	427.09	83.40	Bedrock	08/15/2018
PZ-41S	Assessment	Downgradient	1116799.18	2407124.98	488.56	491.50	453.56	448.56	45.00	Saprolite	08/16/2018
PZ-42I	Assessment	Downgradient	1116013.79	2405294.12	500.45	503.18	414.45	404.45	96.00	Bedrock	08/21/2018
PZ-43S	Assessment	Downgradient	1115598.12	2405507.16	501.19	504.03	460.69	450.69	50.50	Saprolite	08/17/2018
PZ-44I	Assessment	Downgradient	1121515.40	2404330.23	507.86	510.36	403.86	393.86	114.00	Bedrock	09/05/2018
PZ-69I	Assessment	Downgradient	1121906.36	2404051.35	506.00	508.85	410.00	400.00	106.00	Bedrock	01/13/2022

Table 1
Summary of Monitoring Well, Assessment Well and Piezometer Construction Data
Georgia Power Company
Plant Scherer - Ash Pond 1
Monroe County, GA

Well ID	Compliance Purpose	Location	Northing[1]	Easting[1]	Ground Surface Elevation (feet)[2]	Top of Casing Elevation (feet)[2]	Top of Screen Elevation[3] (feet)	Bottom of Screen Elevation[3] (feet)	Total Well Depth[5] (feet below land surface)	Groundwater Zone Screened	Installation Date
PIEZOMETERS											
LPZ-01	Piezometer	Upgradient	1117001.58	2398513.19	549.97	553.29	495.97	485.97	65.80	PWR/Bedrock	11/10/2015
LPZ-02	Piezometer	Upgradient	1119972.34	2398004.93	511.07	514.52	501.07	491.07	20.00	Saprolite	11/20/2015
LPZ-03	Piezometer	Upgradient	1117883.86	2398657.00	512.15	515.45	487.15	477.15	35.00	Saprolite	11/18/2015
LPZ-04	Piezometer	Upgradient	1115962.59	2397083.47	458.11	461.24	440.11	430.11	40.00	Saprolite	11/19/2015
LPZ-05	Piezometer	Upgradient	1115328.95	2399698.53	521.51	524.51	479.41	469.41	57.50	Saprolite	11/05/2015
PZ-2I	Piezometer	Downgradient	1115544.85	2402990.76	514.81	517.56	440.91	430.91	84.30	Bedrock	01/27/2015
PZ-3S	Piezometer	Downgradient	1116085.04	2402533.80	514.37	517.29	474.77	464.77	50.00	Saprolite	01/29/2015
PZ-5I	Piezometer	Downgradient	1117484.15	2401816.71	520.63	523.26	484.03	474.03	47.00	Saprolite	02/04/2015
PZ-9I	Piezometer	Upgradient	1120562.72	2400862.76	523.31	526.57	453.51	443.51	80.20	Bedrock	02/19/2015
PZ-10S	Piezometer	Downgradient	1122338.03	2401768.92	514.38	517.53	489.88	479.88	34.90	Saprolite	05/05/2015
PZ-11S	Piezometer	Downgradient	1123169.22	2402767.44	526.04	529.31	490.04	480.04	46.00	Saprolite	04/06/2015
PZ-12S	Piezometer	Downgradient	1122684.90	2403618.46	514.54	517.69	480.54	470.54	44.40	Saprolite	04/01/2015
PZ-14I	Piezometer	Downgradient	1121866.36	2404822.43	509.73	512.89	424.93	414.93	95.20	Bedrock	03/25/2015
PZ-15S	Piezometer	Downgradient	1121486.96	2405558.59	497.44	500.60	467.74	457.74	40.10	Saprolite	04/28/2015
PZ-19I	Piezometer	Downgradient	1118588.47	2407251.56	414.54	417.76	353.04	343.04	71.90	Bedrock	03/04/2015
PZ-19S	Piezometer	Downgradient	1118587.24	2407241.54	414.54	417.80	399.94	389.94	25.00	Saprolite	03/04/2015
PZ-20I	Piezometer	Downgradient	1118318.15	2407273.36	414.31	417.41	345.11	335.11	79.60	Bedrock	03/10/2015
PZ-21S	Piezometer	Downgradient	1117639.19	2407006.52	470.60	473.74	457.60	447.60	23.40	Saprolite	03/12/2015
PZ-25I	Piezometer	Downgradient	1121837.80	2404573.04	525.77	528.39	410.97	400.97	125.00	Saprolite	05/24/2016
PZ-25S	Piezometer	Downgradient	1121848.11	2404567.52	525.48	528.24	480.78	470.78	55.00	Saprolite	05/25/2016
PZ-26S	Piezometer	Downgradient	1121696.65	2405733.23	489.07	491.65	454.27	444.27	45.00	Saprolite	06/01/2016
PZ-27D	Piezometer	Downgradient	1121558.94	2406023.17	472.41	475.43	367.61	347.61	125.00	Bedrock	06/17/2016
PZ-27S	Piezometer	Downgradient	1121565.33	2406028.25	473.13	475.80	438.33	428.33	45.00	PWR	05/26/2016
PZ-28I	Piezometer	Downgradient	1121394.06	2406373.94	481.44	484.18	422.84	412.84	68.80	Bedrock	06/03/2016
PZ-29S	Piezometer	Downgradient	1121269.19	2406618.29	488.50	491.31	453.70	443.70	45.00	Saprolite	05/26/2016
PZ-30I	Piezometer	Downgradient	1121073.53	2407078.99	475.56	478.31	400.46	390.46	85.30	Bedrock	06/02/2016
PZ-31I	Piezometer	Downgradient	1121204.03	2407445.73	463.96	466.89	399.06	389.06	75.10	Bedrock	06/02/2016
PZ-32D	Piezometer	Downgradient	1121089.64	2407719.37	462.36	465.42	366.56	336.56	126.00	Bedrock	06/01/2016
PZ-32S	Piezometer	Downgradient	1121089.22	2407698.44	462.27	465.06	417.47	407.47	55.00	Saprolite/PWR	06/01/2016
PZ-33I	Piezometer	Downgradient	1121245.25	2409064.05	466.45	469.38	400.65	390.65	76.00	Saprolite/Bedrock	06/08/2016
PZ-34S	Piezometer	Downgradient	1121331.59	2409288.37	440.83	443.67	405.53	395.53	45.50	PWR	06/04/2016
PZ-35I	Piezometer	Downgradient	1121598.57	2406058.33	474.57	474.40	429.27	419.27	55.50	Saprolite/Bedrock	06/22/2016
PZ-36I	Piezometer	Downgradient	1120410.99	2407256.25	478.86	481.52	393.56	383.56	95.50	Bedrock	06/05/2016
PZ-36S	Piezometer	Downgradient	1120401.04	2407248.04	479.40	482.35	434.40	424.40	55.40	Overburden	08/22/2018
PZ-37I	Piezometer	Downgradient	1121178.48	2408419.19	479.48	482.18	418.48	408.48	71.20	TWR/Bedrock	06/02/2016
PZ-38I	Piezometer	Downgradient	1121475.86	2406352.98	482.23	482.24	418.43	408.43	74.00	Bedrock	06/23/2016
PZ-45D	Piezometer	Downgradient	1125296.24	2400250.55	509.74	512.33	399.74	344.74	165.00	Bedrock	03/09/2020
PZ-46D	Piezometer	Downgradient	1123512.22	2400923.25	447.07	450.28	423.57	393.57	53.50	Overburden/Bedrock	03/17/2020
PZ-47D	Piezometer	Downgradient	1126623.42	2404366.80	406.76	410.01	396.66	381.66	25.10	Bedrock	03/11/2020
PZ-48S	Piezometer	Downgradient	1125014.71	2405779.92	441.30	444.33	390.55	380.55	61.00	Overburden	03/04/2020
PZ-49D	Piezometer	Downgradient	1123429.73	2410615.29	364.88	367.41	288.88	258.88	106.00	Bedrock	03/06/2020
PZ-49S	Piezometer	Downgradient	1123434.46	2410605.99	365.19	367.89	350.19	340.19	25.25	Overburden	03/07/2020
PZ-50D	Piezometer	Upgradient	1103125.91	2408306.87	470.66	473.78	380.66	370.66	100.00	Bedrock	03/18/2020
PZ-51D	Piezometer	Upgradient	1119239.99	2399955.07	543.17	546.04	427.17	417.17	126.00	Bedrock	03/08/2020
PZ-52	Piezometer	Downgradient	1122822.91	2403622.69	519.43	521.84	452.43	442.43	77.00	Overburden	03/17/2020
PZ-53	Piezometer	Downgradient	1121932.34	2404813.43	513.61	516.64	478.61	468.61	45.00	Overburden	03/19/2020

Table 1
Summary of Monitoring Well, Assessment Well and Piezometer Construction Data
Georgia Power Company
Plant Scherer - Ash Pond 1
Monroe County, GA

Well ID	Compliance Purpose	Location	Northing[1]	Easting[1]	Ground Surface Elevation (feet)[2]	Top of Casing Elevation (feet)[2]	Top of Screen Elevation[3] (feet)	Bottom of Screen Elevation[3] (feet)	Total Well Depth[5] (feet below land surface)	Groundwater Zone Screened	Installation Date
PIEZOMETERS (continued)											
PZ-54	Piezometer	Downgradient	1121509.71	2406555.15	490.17	492.96	455.17	445.17	45.00	Overburden	03/19/2020
PZ-55	Piezometer	Downgradient	1121931.60	2409132.43	444.15	447.21	418.15	408.15	36.00	Overburden	03/20/2020
PZ-56	Piezometer	Downgradient	1123524.68	2409037.21	430.85	433.68	395.10	385.10	46.00	Bedrock	03/19/2020
PZ-57	Piezometer	Downgradient	1123405.64	2407361.88	436.45	439.51	387.45	377.45	59.00	Overburden/Bedrock	03/19/2020
PZ-58	Piezometer	Downgradient	1123299.43	2405207.09	489.25	492.21	453.25	443.25	46.00	Overburden	03/16/2020
PZ-59D	Piezometer	Downgradient	1125229.89	2407668.93	382.86	385.86	328.86	313.86	69.00	Bedrock	03/27/2020
PZ-59S	Piezometer	Downgradient	1125213.65	2407658.45	382.83	385.93	368.83	358.83	24.00	Overburden	03/20/2020
PZ-60D	Piezometer	Downgradient	1124410.72	2408242.87	386.43	389.34	317.03	287.03	99.70	Bedrock	03/29/2020
PZ-60S	Piezometer	Downgradient	1124400.44	2408243.59	386.36	389.88	376.36	366.36	20.00	Overburden	03/31/2020
PZ-61	Piezometer	Downgradient	1122537.21	2408531.43	436.79	439.27	397.34	387.34	49.45	Overburden/Bedrock	04/11/2020
PZ-62	Piezometer	Downgradient	1122370.34	2406175.11	498.25	501.32	456.00	446.00	52.25	Overburden	04/09/2020
PZ-63	Piezometer	Downgradient	1123955.38	2404060.61	498.87	501.54	468.87	458.87	40.00	Bedrock	04/12/2020
PZ-64	Piezometer	Downgradient	1123724.36	2406404.18	475.99	479.52	416.99	406.99	70.00	Bedrock	04/08/2020
PZ-65	Piezometer	Downgradient	1121937.16	2407733.04	429.57	432.42	409.57	399.57	30.25	Overburden	04/11/2020
PZ-66	Piezometer	Downgradient	1124664.10	2409115.98	418.38	421.24	373.38	358.38	60.00	Bedrock	04/02/2020
PZ-66D	Piezometer	Downgradient	1124644.48	2409028.45	424.39	427.60	355.39[6]	-	266.00	Bedrock	05/06/2020
PZ-67	Piezometer	Downgradient	1125782.26	2408248.89	423.22	425.94	393.47	383.47	39.75	Overburden	04/01/2020
PZ-67D	Piezometer	Downgradient	1125764.81	2408259.40	424.71	428.48	341.71[6]	-	301.00	Bedrock	04/25/2021
PZ-68	Piezometer	Downgradient	1125116.59	2407181.92	392.14	395.55	382.14	372.14	20.00	Overburden	04/15/2020

Table 1
Summary of Monitoring Well, Assessment Well and Piezometer Construction Data
Georgia Power Company
Plant Scherer - Ash Pond 1
Monroe County, GA

Well ID	Compliance Purpose	Location	Northing[1]	Easting[1]	Ground Surface Elevation (feet)[2]	Top of Casing Elevation (feet)[2]	Top of Screen Elevation[3] (feet)	Bottom of Screen Elevation[3] (feet)	Total Well Depth[5] (feet below land surface)	Groundwater Zone Screened	Installation Date
GYPSUM CELL 1											
GWA-15	Detection	Upgradient	1120009.40	2409282.43	411.70	415.01	395.51	385.51	26.20	Overburden	11/04/2009
GWA-16	Detection	Upgradient	1120248.68	2409579.75	440.91	444.24	396.71	386.71	54.48	Overburden	10/13/2009
GWA-17	Detection	Upgradient	1120210.57	2409946.73	442.82	445.84	409.27	399.27	43.72	Overburden	09/28/2009
GWC-1	Detection	Downgradient	1120077.85	2411555.32	371.60	374.95	346.91	336.91	34.85	Overburden	10/28/2009
GWC-2	Detection	Downgradient	1119816.59	2411493.53	376.90	380.22	332.12	322.12	54.88	Overburden	10/08/2009
GWC-3	Detection	Downgradient	1119613.94	2411202.40	409.60	412.66	373.20	363.20	46.41	Overburden	10/29/2009
GWC-4	Detection	Downgradient	1119255.96	2411041.82	408.40	411.75	378.70	368.70	39.91	Overburden	11/21/2009
GWC-5	Detection	Downgradient	1118897.72	2411025.88	393.27	396.69	372.84	362.84	30.66	Overburden	10/22/2009
GWC-6	Detection	Downgradient	1118575.69	2410872.56	412.38	415.80	377.52	367.52	45.10	Bedrock	10/21/2009
GWC-7	Detection	Downgradient	1118243.67	2410645.91	414.41	418.27	369.84	359.84	54.78	Overburden	10/20/2009
GWC-8A	Detection	Downgradient	1117917.32	2410375.16	398.60	401.62	364.30	354.30	45.00	Overburden	03/29/2017
GWC-9	Detection	Downgradient	1117955.40	2410167.75	382.81	386.18	376.02	366.02	16.88	Overburden	11/04/2009
GWC-10	Detection	Downgradient	1118306.77	2410018.28	388.89	392.87	367.50	357.50	31.68	Overburden	11/03/2009
GWC-11	Detection	Downgradient	1118648.98	2409778.84	398.81	402.33	377.81	367.81	31.10	Overburden	11/03/2009
GWC-12	Detection	Downgradient	1118977.87	2409554.57	409.16	412.89	384.94	374.94	34.40	Overburden	11/03/2009
GWC-13	Detection	Downgradient	1119338.68	2409390.95	416.51	419.77	386.52	376.52	40.06	Overburden	11/02/2009
GWC-14	Detection	Downgradient	1119655.05	2409111.75	400.16	403.60	386.09	376.09	24.13	Overburden	11/04/2009
GWC-18	Detection	Downgradient	1119998.73	2410261.85	436.30	439.66	389.49	379.49	57.03	Overburden	09/29/2009
GWC-19	Detection	Downgradient	1119645.70	2410713.20	426.29	430.20	382.45	372.45	54.10	Overburden	10/02/2009
GWC-20	Detection	Downgradient	1119950.51	2411195.38	422.98	426.30	363.85	353.85	69.40	Overburden	10/06/2009

Table 1
Summary of Monitoring Well, Assessment Well and Piezometer Construction Data
Georgia Power Company
Plant Scherer - Ash Pond 1
Monroe County, GA

Well ID	Compliance Purpose	Location	Northing[1]	Easting[1]	Ground Surface Elevation (feet)[2]	Top of Casing Elevation (feet)[2]	Top of Screen Elevation[3] (feet)	Bottom of Screen Elevation[3] (feet)	Total Well Depth[5] (feet below land surface)	Groundwater Zone Screened	Installation Date
PAC ASH CELL											
GWA-21	Detection	Upgradient	1120675.73	2409462.70	419.70	422.58	412.04	402.04	17.82	Overburden	06/29/2010
GWA-22	Detection	Upgradient	1120962.12	2409473.22	442.01	444.50	412.29	402.29	40.00	Overburden/Bedrock	06/30/2010
GWA-45	Detection	Upgradient	1120669.03	2407889.56	448.28	451.08	425.99	415.99	32.72	Overburden	06/23/2010
GWA-46	Detection	Upgradient	1120783.23	2408235.69	458.32	461.13	424.38	414.38	44.17	Overburden	06/23/2010
GWA-47	Detection	Upgradient	1120862.63	2408585.01	462.90	465.77	421.74	411.74	51.33	Overburden	06/22/2010
GWA-48	Detection	Upgradient	1120953.42	2408939.48	458.85	461.73	407.74	397.74	61.22	Overburden	06/22/2010
GWA-49	Detection	Upgradient	1121030.08	2409288.38	429.86	432.88	401.81	391.81	38.08	Overburden	06/21/2010
GWC-29	Detection	Downgradient	1119875.58	2408717.95	396.88	399.64	382.78	372.78	24.36	Overburden	06/28/2010
GWC-50	Detection	Downgradient	1119917.51	2408956.10	404.34	407.16	380.88	370.88	33.64	Overburden	06/28/2010
GWC-51	Detection	Downgradient	1119835.51	2408436.95	407.27	410.15	393.78	383.78	23.95	Overburden	07/27/2010
GWC-52	Detection	Downgradient	1119972.34	2408203.99	414.38	417.13	394.53	384.53	30.17	Overburden	06/24/2010
GWC-53	Detection	Downgradient	1120319.65	2407943.05	432.90	435.83	412.84	402.84	30.07	Overburden	06/23/2010
CELL 3											
GWA-39	Detection	Upgradient	1116967.57	2408671.68	454.24	457.62	405.24	395.24	59.00	Bedrock	12/20/2019
GWA-40	Detection	Upgradient	1117365.24	2408730.04	461.15	463.84	427.15	417.15	44.80	Overburden	12/18/2020
GWA-41	Detection	Upgradient	1118096.97	2408412.15	431.45	434.12	403.75	393.75	38.70	Overburden	01/26/2020
GWA-42	Detection	Upgradient	1118500.68	2408233.53	402.17	405.19	393.37	383.37	18.80	Overburden	01/27/2020
GWA-43	Detection	Upgradient	1118861.38	2408484.42	398.12	400.94	389.12	379.12	19.00	Overburden	01/26/2020
GWA-44A	Detection	Upgradient	1119296.99	2408569.76	396.48	399.62	386.58	376.58	19.90	Overburden	5/21/2020
GWA-54	Detection	Upgradient	1117751.40	2408588.52	448.58	451.49	409.83	399.83	50.00	Bedrock	12/21/2020
GWC-30	Detection	Downgradient	1119366.69	2408976.35	392.04	394.49	384.04	374.04	18.00	Overburden/Bedrock	01/24/2020
GWC-31	Detection	Downgradient	1118970.00	2409062.02	389.98	392.78	380.68	370.68	19.30	Overburden	01/23/2020
GWC-32	Detection	Downgradient	1118749.53	2409084.83	406.95	410.03	381.95	371.95	36.00	Overburden	01/21/2020
GWC-33A	Detection	Downgradient	1118458.68	2409359.58	390.87	393.96	376.87	366.87	24.00	Overburden	5/27/2020
GWC-34	Detection	Downgradient	1118248.26	2409680.41	386.23	389.29	377.23	367.23	19.00	Overburden	01/13/2020
GWC-35	Detection	Downgradient	1117860.46	2409906.21	385.10	387.90	375.10	365.10	21.00	Overburden	01/12/2020
GWC-36	Detection	Downgradient	1117561.29	2409681.44	422.02	425.12	386.62	376.62	45.40	Overburden	01/10/2020
GWC-37	Detection	Downgradient	1117239.70	2409636.56	427.23	429.80	395.23	385.23	43.00	Overburden	01/08/2020
GWC-38	Detection	Downgradient	1116786.45	2409533.11	415.98	418.68	386.98	376.98	39.00	Overburden	01/07/2020

Notes:
[1] Coordinates are in feet relative to North American Datum (NAD) 1983, State Plane, Georgia-West.
[2] Elevations shown are in datum NAVD88, which indicates feet (ft) in elevation referenced to the North American Vertical Datum 1988.
[3] Well screen elevations are calculated by subtracting the depths to top and bottom of the well screen from the ground surface elevation.
[4] - = not applicable
[5] Total well depth accounts for sump if data provided on well construction logs.
[6] Elevation of the bottom of the outer well casing and elevation of top of open corehole.

Table 2
Groundwater Sampling Event Summary
Georgia Power Company
Plant Scherer - Ash Pond 1
Monroe County, GA

Well ID	Hydraulic Location	Compliance Purpose	February 28, 2024 - March 04, 2024	May 07, 2024
			Assessment	Resample
AP-1 Assessment Monitoring Wells				
SGWA-1	Upgradient	Detection	X	
SGWA-2	Upgradient	Detection	X	
SGWA-3	Upgradient	Detection	X	
SGWA-4	Upgradient	Detection	X	
SGWA-5	Upgradient	Detection	X	
SGWC-6	Downgradient	Detection	X	
SGWC-7	Downgradient	Detection	X	
SGWC-8	Downgradient	Detection	X	
SGWC-9	Downgradient	Detection	X	
SGWC-10	Downgradient	Detection	X	
SGWC-11	Downgradient	Detection	X	
SGWC-12	Downgradient	Detection	X	
SGWC-13	Downgradient	Detection	X	
SGWC-14	Downgradient	Detection	X	
SGWC-15	Downgradient	Detection	X	
SGWC-16	Downgradient	Detection	X	
SGWC-17	Downgradient	Detection	X	
SGWC-18	Downgradient	Detection	X	
SGWC-19	Downgradient	Detection	X	
SGWC-20	Downgradient	Detection	X	
SGWC-21	Downgradient	Detection	X	
SGWC-22	Downgradient	Detection	X	
SGWC-23	Downgradient	Detection	X	
SGWA-24	Upgradient	Detection	X	
SGWA-25	Upgradient	Detection	X	
AP-1 Assessment Monitoring Wells				
PZ-13S	Downgradient	Assessment	X	
PZ-14S	Downgradient	Assessment	X	
PZ-17I	Downgradient	Assessment	X	X
PZ-39S	Downgradient	Assessment	X	
PZ-40I	Downgradient	Assessment	X	
PZ-41S	Downgradient	Assessment	X	
PZ-42I	Downgradient	Assessment	X	
PZ-43S	Downgradient	Assessment	X	
PZ-44I	Downgradient	Assessment	X	
PZ-69I	Downgradient	Assessment	X	
AP-1 Additional Monitoring Wells				
PZ-25I	Downgradient	Piezometer	X	
PZ-25S	Downgradient	Piezometer	X	

Notes:
X - Indicates well sampled during event

Table 3
Summary of Groundwater Elevations - February 19, 2024
Georgia Power Company
Plant Scherer - Ash Pond 1
Monroe County, GA

		February 2024	
Well ID	Top of Casing Elevation (feet)	Depth to Water (feet BTOC)	Groundwater Elevation (feet NAVD 88)
ASH POND			
SGWA-1	546.83	41.30	505.53
SGWA-2	546.94	40.47	506.47
SGWA-3	545.83	30.70	515.13
SGWA-4	547.66	47.00	500.66
SGWA-5	508.48	16.18	492.30
SGWC-6	510.49	14.94	495.55
SGWC-7	506.40	14.08	492.32
SGWC-8	514.28	21.54	492.74
SGWC-9	510.62	22.06	488.56
SGWC-10	509.41	19.20	490.21
SGWC-11	511.47	20.44	491.03
SGWC-12	500.53	17.06	483.47
SGWC-13	482.71	4.60	478.11
SGWC-14	476.72	10.62	466.10
SGWC-15	482.75	28.33	454.42
SGWC-16	460.31	23.86	436.45
SGWC-17	418.00	2.55	415.45
SGWC-18	513.29	42.98	470.31
SGWC-19	478.94	16.03	462.91
SGWC-20	504.60	13.10	491.50
SGWC-21	487.67	0.65	487.02
SGWC-22	518.02	25.75	492.27
SGWC-23	523.10	32.54	490.56
SGWA-24	492.38	13.91	478.47
SGWA-25	526.49	26.86	499.63

Table 3
Summary of Groundwater Elevations - February 19, 2024
Georgia Power Company
Plant Scherer - Ash Pond 1
Monroe County, GA

		February 2024	
Well ID	Top of Casing Elevation (feet)	Depth to Water (feet BTOC)	Groundwater Elevation (feet NAVD 88)
PIEZOMETERS			
PZ-2I	517.56	25.83	491.73
PZ-3S	517.29	29.40	487.89
PZ-5I	523.26	36.57	486.69
PZ-9I	526.57	26.87	499.70
PZ-10S	517.53	22.22	495.31
PZ-11S	529.31	38.38	490.93
PZ-12S	517.69	30.54	487.15
PZ-13S	520.51	32.00	488.51
PZ-14S	512.13	26.10	486.03
PZ-14I	512.89	26.86	486.03
PZ-15S	500.60	16.19	484.41
PZ-17I	483.03	28.18	454.85
PZ-19I	417.76	3.58	414.18
PZ-19S	417.80	4.14	413.66
PZ-20I	417.41	3.61	413.80
PZ-21S	473.74	10.83	462.91
PZ-25I	528.39	40.39	488.00
PZ-25S	528.24	40.35	487.89
PZ-26S	491.65	15.74	475.91
PZ-27D	475.43	1.08	474.35
PZ-27S	475.80	4.40	471.40
PZ-28I	484.18	7.28	476.90
PZ-29S	491.31	29.94	461.37
PZ-30I	478.31	29.93	448.38
PZ-31I	466.89	30.28	436.61
PZ-32D	465.42	29.70	435.72
PZ-32S	465.06	27.66	437.40
PZ-33I	469.38	45.06	424.32
PZ-34S	443.67	18.99	424.68
PZ-35I	474.40	3.19	471.21
PZ-36I	481.52	30.02	451.50
PZ-36S	482.35	33.00	449.35
PZ-37I	482.18	50.67	431.51
PZ-38I	482.24	14.78	467.46
PZ-39S	474.58	35.91	438.67
PZ-40I	512.55	41.50	471.05
PZ-41S	491.50	32.41	459.09
PZ-42I	503.18	9.80	493.38
PZ-43S	504.03	28.12	475.91

Table 3
Summary of Groundwater Elevations - February 19, 2024
Georgia Power Company
Plant Scherer - Ash Pond 1
Monroe County, GA

		February 2024	
Well ID	Top of Casing Elevation (feet)	Depth to Water (feet BTOC)	Groundwater Elevation (feet NAVD 88)
PIEZOMETERS (continued)			
PZ-44I	510.36	19.83	490.53
PZ-45D	512.33	28.94	483.39
PZ-46D	450.28	11.13	439.15
PZ-47D	410.01	9.80	400.21
PZ-48S	444.33	36.08	408.25
PZ-49D	367.41	5.19	362.22
PZ-49S	367.89	6.80	361.09
PZ-50D	473.78	NM	NM
PZ-51D	546.04	39.49	506.55
PZ-52	521.84	35.52	486.32
PZ-53	516.64	30.89	485.75
PZ-54	492.96	30.74	462.22
PZ-55	447.21	27.25	419.96
PZ-56	433.68	41.39	392.29
PZ-57	439.51	34.70	404.81
PZ-58	492.21	47.29	444.92
PZ-59D	385.86	4.75	381.11
PZ-59S	385.93	4.94	380.99
PZ-60D	389.34	6.23	383.11
PZ-60S	389.88	8.53	381.35
PZ-61	439.27	22.44	416.83
PZ-62	501.32	41.96	459.36
PZ-63	501.54	22.06	479.48
PZ-64	479.52	51.70	427.82
PZ-65	432.42	7.03	425.39
PZ-66	421.24	36.56	384.68
PZ-66D	427.60	48.17	379.43
PZ-67	425.94	24.97	400.97
PZ-67D	428.48	42.09	386.39
PZ-68	395.55	8.96	386.59
PZ-69I	508.85	18.59	490.26
LPZ-01	553.29	58.14	495.15
LPZ-02	514.52	2.04	512.48
LPZ-03	515.45	5.89	509.56
LPZ-04	461.24	Damaged	Damaged
LPZ-05	524.51	47.56	476.95

Table 3
Summary of Groundwater Elevations - February 19, 2024
Georgia Power Company
Plant Scherer - Ash Pond 1
Monroe County, GA

		February 2024	
Well ID	Top of Casing Elevation (feet)	Depth to Water (feet BTOC)	Groundwater Elevation (feet NAVD 88)
CELL 1			
GWC-1	374.95	8.27	366.68
GWC-2	380.22	12.46	367.76
GWC-3	410.44	36.97	375.69
GWC-4	411.75	32.89	378.86
GWC-5	396.69	20.44	376.25
GWC-6	415.80	39.80	376.00
GWC-7	418.27	42.63	375.64
GWC-8A	401.62	22.18	379.44
GWC-9	386.18	6.68	379.50
GWC-10	392.87	10.01	382.86
GWC-11	402.33	16.88	385.45
GWC-12	412.89	24.30	388.59
GWC-13	419.77	28.94	390.83
GWC-14	403.60	12.02	391.58
GWA-15	415.01	11.31	403.70
GWA-16	444.24	32.88	411.36
GWA-17	445.84	31.45	414.39
GWC-18	439.66	35.16	404.50
GWC-19	430.20	38.46	391.74
GWC-20	426.30	45.61	380.69

Table 3
Summary of Groundwater Elevations - February 19, 2024
Georgia Power Company
Plant Scherer - Ash Pond 1
Monroe County, GA

		February 2024	
Well ID	Top of Casing Elevation (feet)	Depth to Water (feet BTOC)	Groundwater Elevation (feet NAVD 88)
PAC ASH CELL			
GWA-21	422.58	4.75	417.83
GWA-22	444.50	24.00	420.50
GWC-29	399.64	5.80	393.84
GWA-45	451.08	15.80	435.28
GWA-46	461.13	32.95	428.18
GWA-47	465.77	40.65	425.12
GWA-48	461.73	38.52	423.21
GWA-49	432.88	10.55	422.33
GWC-50	407.16	8.90	398.26
GWC-51	410.15	8.61	401.54
GWC-52	417.13	9.20	407.93
GWC-53	435.83	10.80	425.03
CELL 3			
GWA-39	457.62	28.28	429.34
GWA-40	463.84	34.62	429.22
GWA-41	434.12	11.93	422.19
GWA-42	405.19	4.75	400.44
GWA-43	400.94	3.97	396.97
GWA-44A	399.62	3.80	395.82
GWA-54	451.49	26.78	424.71
GWC-30	394.49	5.77	388.72
GWC-31	392.78	5.36	387.42
GWC-32	410.03	23.35	386.68
GWC-33A	393.96	9.45	384.51
GWC-34	389.29	7.32	381.97
GWC-35	387.90	4.55	383.35
GWC-36	425.12	31.69	393.43
GWC-37	429.80	22.70	407.10
GWC-38	418.68	10.97	407.71

Notes:
NAVD 88 indicates feet (ft) in elevation referenced to the North American Vertical Datum 1988.
BTOC = Below Top of Casing; NM = Not Measured

Table 4
Groundwater Flow Velocity Calculations
Georgia Power Company
Plant Scherer - Ash Pond 1
Monroe County, GA

Gauging Event	Well Pair	Groundwater Elevations in Well Pairs (ft)		Change in Elevation (ft)	Distance Between Well 1 and Well 2 (ft)	Hydraulic Gradient (i) (ft/ft)	Range of Hydraulic Conductivity (K) (ft/day)	Estimated Effective Porosity (ne)	Calculated Groundwater Flow Velocity (ft/day)	Calculated Groundwater Flow Velocity (ft/year)
February 2024	SGWC-13 to PZ-35I	478.11	471.21	6.90	439	0.016	1.31 to 2.36	0.2	0.10 to 0.19	38 to 69
February 2024	SGWC-14 to PZ-29S	466.10	461.37	4.73	418	0.011	1.31 to 2.36	0.2	0.07 to 0.13	26 to 47
February 2024	SGWC-20 to PZ-43S	491.50	475.91	15.59	467	0.033	1.31 to 2.36	0.2	0.22 to 0.39	79 to 142

Notes:
1. ft – feet
2. Hydraulic conductivity values are based on historic aquifer performance tests. Revised March 2017.
The range of hydraulic conductivity used for calculating the horizontal groundwater velocity is median hydraulic conductivity of 1.31 feet/day and the average hydraulic conductivity of 2.36 feet/day.
3. Effective porosity based on default values for effective porosity recommended by USEPA for a silty sand-type soil (US EPA, 1996).
4. Groundwater flow velocity equation: V= (K* i)/ne

Table 5
Groundwater Analytical Data Summary
Georgia Power Company
Plant Scherer - Ash Pond 1
Monroe County, GA

		PZ-13S	PZ-14S	PZ-17I	*PZ-17I	PZ-39S	PZ-40I	PZ-41S	PZ-42I	PZ-43S
	Sample Date	02/21/2024	02/28/2024	02/26/2024	05/06/2024	02/27/2024	02/27/2024	02/27/2024	02/27/2024	02/27/2024
ANALYTE	UNITS									
APPENDIX III										
Boron	mg/L	< 0.022	0.075 J	0.19	NA	< 0.022	4.3	3.7	3.0	1.1
Calcium	mg/L	4.3	4.6	38	NA	23	150	150	69	58
Chloride	mg/L	11	4.3	7.6	NA	7.0	10	10	13	9.5
Fluoride	mg/L	< 0.20	< 0.040	< 0.40	NA	< 0.20	< 2.0	< 2.0	< 1.0	< 1.0
pH, Field	SU	5.14	5.40	6.90	6.65	6.54	6.22	6.02	6.47	7.15
Sulfate	mg/L	1.6	< 0.40	110	NA	40	820	760	270	180
Total Dissolved Solids	mg/L	53	46	230	NA	150	1100	1000	470	310
APPENDIX IV										
Antimony	mg/L	< 0.00034	< 0.00034	< 0.00034	NA	< 0.00034	< 0.00034	< 0.00034	< 0.00034	< 0.00034
Arsenic	mg/L	< 0.00086	< 0.00086	< 0.00086	NA	< 0.00086	< 0.00086	< 0.00086	< 0.00086	< 0.00086
Barium	mg/L	0.049	0.037	0.068	NA	0.042	0.036	0.025	0.050	0.074
Beryllium	mg/L	< 0.00020	< 0.00020	< 0.00020	NA	< 0.00020	< 0.00020	< 0.00020	< 0.00020	< 0.00020
Cadmium	mg/L	< 0.000078	< 0.000078	< 0.000078	NA	< 0.000078	< 0.000078	< 0.000078	< 0.000078	< 0.000078
Chromium	mg/L	0.0047	0.0023	0.0033	NA	0.021	< 0.0012	0.0058	< 0.0012	0.0020
Cobalt	mg/L	0.0053	0.00033 J	< 0.00022	NA	0.00023 J	0.0011 J	0.00032 J	0.00032 J	< 0.00022
Lead	mg/L	< 0.00021	< 0.00021	< 0.00021	NA	< 0.00021	< 0.00021	< 0.00021	< 0.00021	< 0.00021
Lithium	mg/L	< 0.0020	< 0.0020	< 0.0020	NA	< 0.0020	0.0071	< 0.0020	0.0049 J	0.0038 J
Mercury	mg/L	0.000096 J	< 0.000080	< 0.000080	NA	< 0.000080	< 0.000080	< 0.000080	< 0.000080	< 0.000080
Molybdenum	mg/L	< 0.00086	< 0.00086	< 0.00086	NA	0.00099 J	< 0.00086	< 0.00086	0.0067 J	< 0.00086
Combined Radium 226 + 228	pCi/L	0.00672 U	0.103 U	5.77	-0.0141 U	0.503 U	1.88	0.0662 U	0.116 U	0.518 U
Selenium	mg/L	< 0.00099	< 0.00099	< 0.00099	NA	< 0.00099	< 0.00099	0.0073	< 0.00099	< 0.00099
Thallium	mg/L	< 0.00026	< 0.00026	< 0.00026	NA	< 0.00026	< 0.00026	< 0.00026	< 0.00026	< 0.00026
Fluoride	mg/L	< 0.20	< 0.040	< 0.40	NA	< 0.20	< 2.0	< 2.0	< 1.0	< 1.0
ADDITIONAL PARAMETERS										
Bicarbonate Alkalinity as CaCO3	mg/L	16	21	66	NA	73	22	14	80	51
Carbonate Alkalinity as CaCO3	mg/L	< 5.0	< 5.0	< 5.0	NA	< 5.0	< 5.0	< 5.0	< 5.0	< 5.0
Total Alkalinity as CaCO3	mg/L	16	21	66	NA	73	22	14	80	51
Iron	mg/L	< 0.012	0.053 J	0.019 J	NA	0.035 J	0.82	1.0	0.15	< 0.012
Ferrous (II) Iron	mg/L	0.00	0.00	0.00	NA	0.00	0.50	0.00	0.10	0.00
Magnesium	mg/L	1.7	3.1	18	NA	9.9	61	60	28	15
Manganese	mg/L	0.045	0.012	< 0.0022	NA	0.12	0.25	0.0061	0.15	< 0.0022
Potassium	mg/L	0.28 J	0.72	2.4	NA	1.5	9.0	4.5	3.6	3.9
Sodium	mg/L	5.4	2.2	14	NA	6.9	68	55	29	12
Sulfide	mg/L	< 10	< 10	14	NA	< 10	< 10	15	< 10	< 10

Notes:
mg/L - milligrams per liter; pCi/L - picocuries per liter; SU - Standard Units
NA - Indicates not analyzed
< indicates the substance was not detected above the method detection limit (MDL). The value displayed is the MDL.
J - The result is an estimated concentration. "J" qualifiers are applied by the laboratory when the concentration reported is above the method detection limit, but below the laboratory reporting limit.
Radium data are a combination of radium isotopes 226 and 228. When results are reported below the MDC (Minimum Detectable Concentration), data is displayed with an accompanying U.
The MDC varies depending upon the sample amount and elapsed time of the measurement.
* indicates the analyte was resampled on May 6, 2024. Both the original and resample results are shown.

Table 5
Groundwater Analytical Data Summary
Georgia Power Company
Plant Scherer - Ash Pond 1
Monroe County, GA

		PZ-44I	PZ-69I	SGWA-1	SGWA-2	SGWA-3	SGWA-4	SGWA-5	SGWA-24	SGWA-25
	Sample Date	02/23/2024	02/23/2024	02/20/2024	02/20/2024	02/21/2024	02/20/2024	02/21/2024	02/21/2024	02/27/2024
ANALYTE	UNITS									
APPENDIX III										
Boron	mg/L	< 0.022	0.49	< 0.022	< 0.022	< 0.022	< 0.022	< 0.022	< 0.022	0.023 J
Calcium	mg/L	22	47	1.7	13	5.7	23	1.5	16	11
Chloride	mg/L	3.1	9.7	2.3	1.8	2.6	1.5	2.3	3.6	2.0
Fluoride	mg/L	< 0.20	< 0.40	< 0.20	< 0.20	< 0.20	< 0.20	< 0.20	< 0.20	< 0.20
pH, Field	SU	6.65	6.47	5.44	6.99	5.96	6.27	5.63	6.31	6.70
Sulfate	mg/L	0.55 J	110	0.88 J	0.90 J	0.69 J	< 0.50	< 0.50	< 0.50	0.55 J
Total Dissolved Solids	mg/L	130	280	45	100	54	130	78	140	96
APPENDIX IV										
Antimony	mg/L	< 0.00034	< 0.00034	< 0.00034	< 0.00034	< 0.00034	< 0.00034	< 0.00034	< 0.00034	< 0.00034
Arsenic	mg/L	< 0.00086	< 0.00086	< 0.00086	< 0.00086	< 0.00086	< 0.00086	< 0.00086	< 0.00086	< 0.00086
Barium	mg/L	0.0090 J	0.19	0.045	0.048	0.042	0.091	0.012	0.028	0.028
Beryllium	mg/L	< 0.00020	< 0.00020	0.00032 J	< 0.00020	< 0.00020	< 0.00020	< 0.00020	< 0.00020	< 0.00020
Cadmium	mg/L	< 0.000078	< 0.000078	< 0.000078	< 0.000078	< 0.000078	< 0.000078	< 0.000078	< 0.000078	< 0.000078
Chromium	mg/L	0.0013 J	< 0.0012	0.0024	0.015	0.023	0.0058	0.0032	0.0068	0.0027
Cobalt	mg/L	0.0017 J	0.0030	0.0013 J	< 0.00022	< 0.00022	< 0.00022	< 0.00022	< 0.00022	0.00078 J
Lead	mg/L	< 0.00021	< 0.00021	< 0.00021	< 0.00021	< 0.00021	< 0.00021	< 0.00021	< 0.00021	< 0.00021
Lithium	mg/L	0.010	< 0.0020	0.0051	0.0025 J	< 0.0020	< 0.0020	< 0.0020	< 0.0020	0.0023 J
Mercury	mg/L	< 0.000080	< 0.000080	< 0.000080	< 0.000080	< 0.000080	< 0.000080	< 0.000080	< 0.000080	< 0.000080
Molybdenum	mg/L	< 0.00086	< 0.00086	< 0.00086	< 0.00086	< 0.00086	< 0.00086	< 0.00086	< 0.00086	< 0.00086
Combined Radium 226 + 228	pCi/L	1.33	0.912	0.509	0.612	0.481 U	0.444 U	-0.217 U	-0.0298 U	0.383 U
Selenium	mg/L	< 0.00099	< 0.00099	< 0.00099	< 0.00099	< 0.00099	< 0.00099	< 0.00099	< 0.00099	< 0.00099
Thallium	mg/L	< 0.00026	< 0.00026	< 0.00026	< 0.00026	< 0.00026	< 0.00026	< 0.00026	< 0.00026	< 0.00026
Fluoride	mg/L	< 0.20	< 0.40	< 0.20	< 0.20	< 0.20	< 0.20	< 0.20	< 0.20	< 0.20
ADDITIONAL PARAMETERS										
Bicarbonate Alkalinity as CaCO3	mg/L	110	95	15	65	47	100	28	92	63
Carbonate Alkalinity as CaCO3	mg/L	< 5.0	< 5.0	< 5.0	< 5.0	< 5.0	< 5.0	< 5.0	< 5.0	< 5.0
Total Alkalinity as CaCO3	mg/L	110	95	15	65	47	100	28	92	63
Iron	mg/L	0.27	1.5	0.067 J	0.028 J	< 0.012	< 0.012	0.013 J	0.15	0.067 J
Ferrous (II) Iron	mg/L	0.10	2.0	0.00	0.00	NA	0.00	0.00	0.00	0.00
Magnesium	mg/L	11	12	0.84	6.9	4.8	7.4	0.62	8.6	7.6
Manganese	mg/L	0.099	1.3	0.11	< 0.0022	0.0033 J	< 0.0022	0.0033 J	0.0044 J	0.045
Potassium	mg/L	1.9	6.0	0.66	0.97	1.1	1.8	0.52	0.94	0.76
Sodium	mg/L	5.6	15	3.1	5.0	3.8	9.6	12	7.4	4.8
Sulfide	mg/L	< 10	< 10	< 10	< 10	< 10	< 10	< 10	< 10	< 10

Notes:
mg/L - milligrams per liter; pCi/L - picocuries per liter; SU - Standard Units
NA - Indicates not analyzed
< indicates the substance was not detected above the method detection limit (MDL). The value displayed is the MDL.
J - The result is an estimated concentration. "J" qualifiers are applied by the laboratory when the concentration reported is above the method detection limit, but below the laboratory reporting limit.
Radium data are a combination of radium isotopes 226 and 228. When results are reported below the MDC (Minimum Detectable Concentration), data is displayed with an accompanying U.
The MDC varies depending upon the sample amount and elapsed time of the measurement.
* indicates the analyte was resampled on May 6, 2024. Both the original and resample results are shown.

Table 5
Groundwater Analytical Data Summary
Georgia Power Company
Plant Scherer - Ash Pond 1
Monroe County, GA

		SGWC-6	SGWC-7	SGWC-8	SGWC-9	SGWC-10	SGWC-11	SGWC-12	SGWC-13	SGWC-14
	Sample Date	02/20/2024	02/21/2024	02/21/2024	02/21/2024	02/23/2024	02/23/2024	02/23/2024	02/23/2024	02/27/2024
ANALYTE	UNITS									
APPENDIX III										
Boron	mg/L	< 0.022	< 0.022	0.036 J	1.6	0.24	0.75	0.043 J	0.76	1.6
Calcium	mg/L	11	14	38	36	0.98	2.0	24	25	45
Chloride	mg/L	2.6	3.9	27	19	10	12	10	15	15
Fluoride	mg/L	< 0.20	< 0.40	1.1 J	< 1.0	< 0.20	< 0.20	< 0.40	< 0.40	< 1.0
pH, Field	SU	6.36	6.52	6.67	6.17	5.18	5.07	6.11	6.03	5.84
Sulfate	mg/L	1.5	5.2	44	200	9.1	8.0	61	110	240
Total Dissolved Solids	mg/L	120	160	320	380	52	55	170	220	330
APPENDIX IV										
Antimony	mg/L	< 0.00034	< 0.00034	< 0.00034	< 0.00034	< 0.00034	< 0.00034	< 0.00034	< 0.00034	< 0.00034
Arsenic	mg/L	< 0.00086	< 0.00086	< 0.00086	< 0.00086	< 0.00086	< 0.00086	< 0.00086	< 0.00086	< 0.00086
Barium	mg/L	0.13	0.22	0.12	0.046	0.036	0.062	0.073	0.043	0.042
Beryllium	mg/L	< 0.00020	0.00033 J	< 0.00020	< 0.00020	< 0.00020	< 0.00020	< 0.00020	< 0.00020	< 0.00020
Cadmium	mg/L	< 0.000078	< 0.000078	< 0.000078	< 0.000078	< 0.000078	< 0.000078	< 0.000078	< 0.000078	< 0.000078
Chromium	mg/L	< 0.0012	0.0020	0.0054	0.0017 J	< 0.0012	< 0.0012	< 0.0012	< 0.0012	0.0014 J
Cobalt	mg/L	< 0.00022	0.00032 J	< 0.00022	0.00066 J	0.030	0.022	0.0018 J	0.0015 J	0.0038
Lead	mg/L	< 0.00021	< 0.00021	< 0.00021	< 0.00021	< 0.00021	< 0.00021	< 0.00021	0.00038 J	< 0.00021
Lithium	mg/L	0.0046 J	0.0030 J	< 0.0020	< 0.0020	< 0.0020	< 0.0020	< 0.0020	< 0.0020	0.0021 J
Mercury	mg/L	< 0.000080	< 0.000080	< 0.000080	< 0.000080	< 0.000080	< 0.000080	< 0.000080	< 0.000080	< 0.000080
Molybdenum	mg/L	< 0.00086	0.0014 J	< 0.00086	< 0.00086	< 0.00086	< 0.00086	< 0.00086	< 0.00086	< 0.00086
Combined Radium 226 + 228	pCi/L	0.538	0.220 U	1.29	-0.0257 U	0.587	0.189 U	0.612	0.242 U	0.788
Selenium	mg/L	< 0.00099	< 0.00099	< 0.00099	< 0.00099	< 0.00099	< 0.00099	< 0.00099	< 0.00099	< 0.00099
Thallium	mg/L	< 0.00026	< 0.00026	< 0.00026	< 0.00026	< 0.00026	< 0.00026	< 0.00026	< 0.00026	< 0.00026
Fluoride	mg/L	< 0.20	< 0.40	1.1 J	< 1.0	< 0.20	< 0.20	< 0.40	< 0.40	< 1.0
ADDITIONAL PARAMETERS										
Bicarbonate Alkalinity as CaCO3	mg/L	72	110	210	74	14	11	75	24	37
Carbonate Alkalinity as CaCO3	mg/L	< 5.0	< 5.0	< 5.0	< 5.0	< 5.0	< 5.0	< 5.0	< 5.0	< 5.0
Total Alkalinity as CaCO3	mg/L	72	110	210	74	14	11	75	24	37
Iron	mg/L	0.014 J	0.047 J	< 0.012	0.031 J	0.016 J	0.18	1.4	0.20	0.054 J
Ferrous (II) Iron	mg/L	0.00	0.10	NA	0.00	0.00	0.10	1.25	0.25	0.00
Magnesium	mg/L	4.6	11	27	25	5.7	1.6	13	9.5	22
Manganese	mg/L	< 0.0022	0.023	< 0.0022	0.079	0.45	0.55	0.54	0.090	0.16
Potassium	mg/L	0.98	4.0	1.1	0.53	0.35 J	0.40 J	0.72	1.4	2.0
Sodium	mg/L	13	18	55	70	6.0	12	17	30	27
Sulfide	mg/L	< 10	< 10	< 10	< 10	< 10	< 10	< 10	< 10	< 10

Notes:
mg/L - milligrams per liter; pCi/L - picocuries per liter; SU - Standard Units
NA - Indicates not analyzed
< indicates the substance was not detected above the method detection limit (MDL). The value displayed is the MDL.
J - The result is an estimated concentration. "J" qualifiers are applied by the laboratory when the concentration reported is above the method detection limit, but below the laboratory reporting limit.
Radium data are a combination of radium isotopes 226 and 228. When results are reported below the MDC (Minimum Detectable Concentration), data is displayed with an accompanying U.
The MDC varies depending upon the sample amount and elapsed time of the measurement.
* indicates the analyte was resampled on May 6, 2024. Both the original and resample results are shown.

Table 5
Groundwater Analytical Data Summary
Georgia Power Company
Plant Scherer - Ash Pond 1
Monroe County, GA

		SGWC-15	SGWC-16	SGWC-17	SGWC-18	SGWC-19	SGWC-20	SGWC-21	SGWC-22	SGWC-23
	Sample Date	02/26/2024	02/26/2024	02/26/2024	02/27/2024	02/20/2024	02/26/2024	02/27/2024	02/21/2024	02/21/2024
ANALYTE	UNITS									
APPENDIX III										
Boron	mg/L	1.3	0.78	0.33	6.3	2.0	1.7	1.2	0.45	0.47
Calcium	mg/L	18	1.7	68	41	42	18	41	28	20
Chloride	mg/L	15	11	9.2	9.7 J	12	11	7.9	12	14
Fluoride	mg/L	< 1.0	< 0.40	< 1.0	< 2.0	< 1.0	< 1.0	< 1.0	< 0.40	< 0.40
pH, Field	SU	4.60	5.13	6.28	4.62	5.61	4.15	6.29	5.71	6.02
Sulfate	mg/L	210	69	270	870	310	280	130	110	64
Total Dissolved Solids	mg/L	320	140	490	1200	420	380	360	1000	230
APPENDIX IV										
Antimony	mg/L	< 0.00034	< 0.00034	< 0.00034	< 0.00034	< 0.00034	< 0.00034	< 0.00034	< 0.00034	< 0.00034
Arsenic	mg/L	0.0032	< 0.00086	< 0.00086	0.0018	< 0.00086	0.0015	< 0.00086	< 0.00086	< 0.00086
Barium	mg/L	0.028	0.050	0.029	0.010	0.024	0.021	0.12	0.075	0.056
Beryllium	mg/L	0.00051 J	< 0.00020	< 0.00020	< 0.00020	< 0.00020	0.0010 J	< 0.00020	< 0.00020	< 0.00020
Cadmium	mg/L	0.00047 J	< 0.000078	< 0.000078	0.00032 J	< 0.000078	0.00015 J	< 0.000078	< 0.000078	< 0.000078
Chromium	mg/L	0.035	0.013	0.0078	0.010	0.018	0.0014 J	< 0.0012	0.0030	0.0031
Cobalt	mg/L	0.27	0.0073	0.00060 J	0.069	< 0.00022	0.14	< 0.00022	0.00072 J	< 0.00022
Lead	mg/L	< 0.00021	< 0.00021	< 0.00021	< 0.00021	< 0.00021	< 0.00021	< 0.00021	< 0.00021	< 0.00021
Lithium	mg/L	< 0.0020	< 0.0020	< 0.0020	0.0069	0.015	< 0.0020	< 0.0020	< 0.0020	0.0027 J
Mercury	mg/L	0.00013 J	< 0.000080	0.000091 J	< 0.000080	< 0.000080	< 0.000080	< 0.000080	< 0.000080	< 0.000080
Molybdenum	mg/L	< 0.00086	< 0.00086	< 0.00086	< 0.00086	< 0.00086	< 0.00086	< 0.00086	< 0.00086	< 0.00086
Combined Radium 226 + 228	pCi/L	0.353 U	0.633	0.559 U	0.591	0.544	0.357 U	2.32	0.289 U	0.412 U
Selenium	mg/L	0.0084	< 0.00099	< 0.00099	0.0053	< 0.00099	0.0041 J	< 0.00099	< 0.00099	< 0.00099
Thallium	mg/L	< 0.00026	< 0.00026	< 0.00026	< 0.00026	< 0.00026	< 0.00026	< 0.00026	< 0.00026	< 0.00026
Fluoride	mg/L	< 1.0	< 0.40	< 1.0	< 2.0	< 1.0	< 1.0	< 1.0	< 0.40	< 0.40
ADDITIONAL PARAMETERS										
Bicarbonate Alkalinity as CaCO3	mg/L	< 5.0	7.4	74	< 5.0	25	< 5.0	170	52	69
Carbonate Alkalinity as CaCO3	mg/L	< 5.0	< 5.0	< 5.0	< 5.0	< 5.0	< 5.0	< 5.0	< 5.0	< 5.0
Total Alkalinity as CaCO3	mg/L	< 2.2	7.4	74	< 2.2	25	< 2.2	170	52	69
Iron	mg/L	0.046 J	0.032 J	0.30	0.40	0.030 J	< 0.012	0.026 J	0.35	0.013 J
Ferrous (II) Iron	mg/L	0.00	0.00	0.00	0.00	0.00	0.00	0.00	0.00	0.00
Magnesium	mg/L	16	0.95	33	18	19	19	16	15	11
Manganese	mg/L	3.8	0.038	0.031	0.62	0.015	1.5	0.051	0.13	< 0.0022
Potassium	mg/L	5.5	0.75	0.56	2.8	2.7	3.6	1.8	2.5	1.5
Sodium	mg/L	51	37	25	320	54	65	59	19	23
Sulfide	mg/L	< 10	20	< 10	< 10	< 10	< 10	27	< 10	11

Notes:
mg/L - milligrams per liter; pCi/L - picocuries per liter; SU - Standard Units
NA - Indicates not analyzed
< indicates the substance was not detected above the method detection limit (MDL). The value displayed is the MDL.
J - The result is an estimated concentration. "J" qualifiers are applied by the laboratory when the concentration reported is above the method detection limit, but below the laboratory reporting limit.
Radium data are a combination of radium isotopes 226 and 228. When results are reported below the MDC (Minimum Detectable Concentration), data is displayed with an accompanying U.
The MDC varies depending upon the sample amount and elapsed time of the measurement.
* indicates the analyte was resampled on May 6, 2024. Both the original and resample results are shown.

Table 5
Groundwater Analytical Data Summary
Georgia Power Company
Plant Scherer - Ash Pond 1
Monroe County, GA

		PZ-25I	PZ-25S
	Sample Date	02/28/2024	02/28/2024
ANALYTE	UNITS		
APPENDIX III			
Boron	mg/L	0.17	0.045 J
Calcium	mg/L	27	0.69
Chloride	mg/L	5.1	4.2
Fluoride	mg/L	< 0.040	0.051 J
pH, Field	SU	6.86	4.66
Sulfate	mg/L	0.55 J	0.96 J
Total Dissolved Solids	mg/L	150	27
APPENDIX IV			
Antimony	mg/L	NA	< 0.00034
Arsenic	mg/L	NA	< 0.00086
Barium	mg/L	NA	0.021
Beryllium	mg/L	NA	< 0.00020
Cadmium	mg/L	NA	< 0.000078
Chromium	mg/L	NA	0.0028
Cobalt	mg/L	0.00093 J	0.022
Lead	mg/L	NA	< 0.00021
Lithium	mg/L	NA	0.0040 J
Mercury	mg/L	NA	< 0.000080
Molybdenum	mg/L	NA	< 0.00086
Combined Radium 226 + 228	pCi/L	NA	0.0541 U
Selenium	mg/L	NA	< 0.00099
Thallium	mg/L	NA	< 0.00026
Fluoride	mg/L	< 0.040	0.051 J
ADDITIONAL PARAMETERS			
Bicarbonate Alkalinity as CaCO3	mg/L	130	< 5.0
Carbonate Alkalinity as CaCO3	mg/L	< 5.0	< 5.0
Total Alkalinity as CaCO3	mg/L	130	3.7 J
Iron	mg/L	NA	NA
Ferrous (II) Iron	mg/L	NA	NA
Magnesium	mg/L	16	0.38 J
Manganese	mg/L	NA	NA
Potassium	mg/L	0.98	0.097 J
Sodium	mg/L	5.5	3.2
Sulfide	mg/L	NA	NA

Notes:
mg/L - milligrams per liter; pCi/L - picocuries per liter; SU - Standard Units
NA - Indicates not analyzed
< indicates the substance was not detected above the method detection limit (MDL). The value displayed is the MDL.
J - The result is an estimated concentration. "J" qualifiers are applied by the laboratory when the concentration reported is above the method detection limit, but below the laboratory reporting limit.
Radium data are a combination of radium isotopes 226 and 228. When results are reported below the MDC (Minimum Detectable Concentration), data is displayed with an accompanying U.
The MDC varies depending upon the sample amount and elapsed time of the measurement.
* indicates the analyte was resampled on May 6, 2024. Both the original and resample results are shown.

Table 6
Summary of Background Levels and GWPS
Georgia Power Company
Plant Scherer - Ash Pond
Monroe County, GA

Analyte	**Units**	EPA MCL	Federal CCR Rules Specified GWPS	Site-Specific Background February 2024[1]	State Derived Site GWPS[2] February 2024
Antimony	mg/L	0.006		0.0021	0.006
Arsenic	mg/L	0.01		0.0015	0.01
Barium	mg/L	2		0.091	2
Beryllium	mg/L	0.004		0.0025	0.004
Cadmium	mg/L	0.005		0.0025	0.005
Chromium	mg/L	0.1		0.024	0.1
Cobalt	mg/L		0.006	0.02	0.02[3]
Combined Radium 226 + 228	pCi/L	5		1.66	5
Fluoride	mg/L	4		0.2	4
Lead	mg/L		0.015	0.001	0.015
Lithium	mg/L		0.04	0.0051	0.04
Mercury	mg/L	0.002		0.0005	0.002
Molybdenum	mg/L		0.1	0.015	0.1
Selenium	mg/L	0.05		0.005	0.05
Thallium	mg/L	0.002		0.001	0.002

Notes:
mg/L = milligrams per liter; pCi/L = picocuries per liter; NA = Not Available

[1] The background limits are used when determining the groundwater protection standard (GWPS) under 40 CFR § 257.95(h) and 391-3-4-.10(6)(a).

[2] Under existing EPD rules, the GWPS is: (i) The MCL established under 141.62 and 141.66 of this title, (ii) where an MCL has not been established the rule-specified GWPS, or (iii) background concentrations where the background level is higher than the MCL or rule-specified GWPS. On February 22, 2022, GA EPD adopted the federally promulgated GWPS for cobalt, lithium, lead, and molybdenum.

[3] The background tolerance limit (TL) used to evaluate GWPS for this analyte equals the laboratory specified reporting limit (RL). Per the Statistical Analysis Plan, and in accordance with the Unified Guidance, a non-parametric limit approach was used when the data set contains greater than 50% non-detect results for this analyte. Under this approach, the TL equals the highest value reported, for which is the laboratory RL. We also note that the values reported herein have been updated from the previously established GWPS which was determined based on estimated data. The modified GWPS also reflects additional outlier identification.

Figures

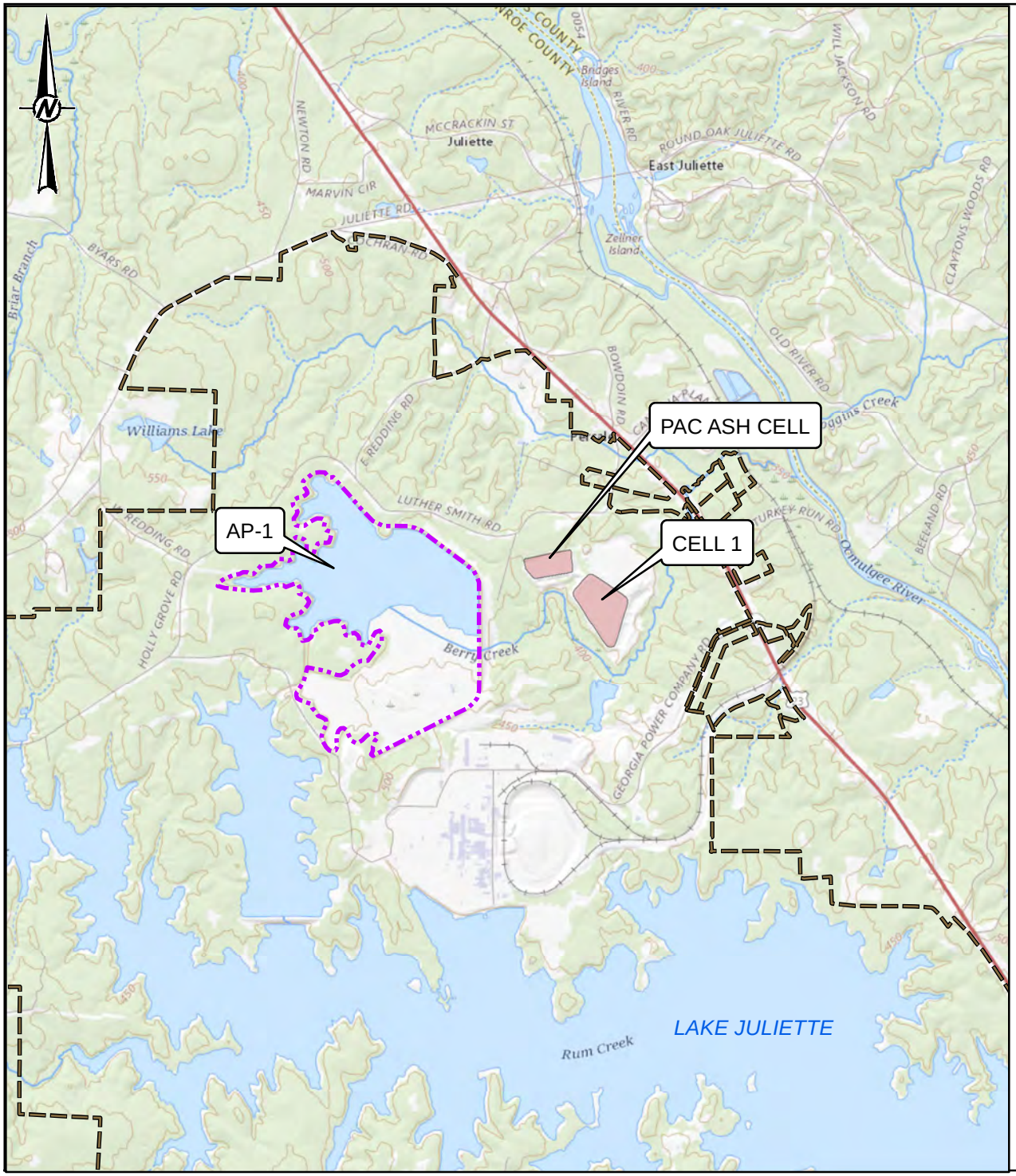

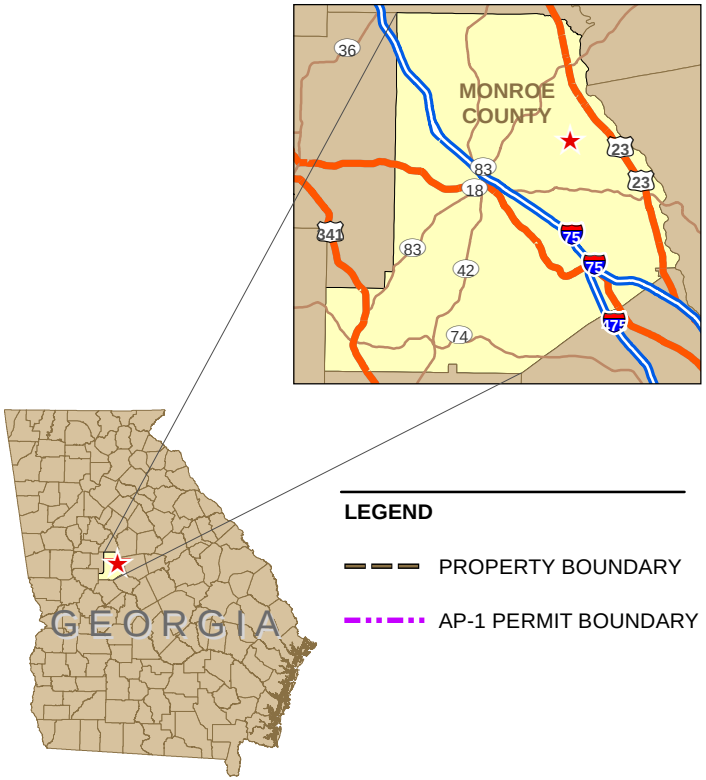

LEGEND

PROPERTY BOUNDARY

AP-1 PERMIT BOUNDARY

Service Layer Credits: USGS The National Map: National Boundaries Dataset, 3DEP Elevation Program, Geographic Names Information System, National Hydrography Dataset,

0 4000 8000 Feet

CLIENT
GEORGIA POWER COMPANY
PLANT SCHERER
MONROE COUNTY, GEORGIA

Georgia Power

PROJECT
2024 SEMI-ANNUAL GROUNDWATER MONITORING AND CORRECTIVE ACTION REPORT
PLANT SCHERER - ASH POND 1

TITLE
SITE LOCATION MAP

CONSULTANT

YYYY-MM-DD	2024-04-19
PREPARED	KJC
DESIGN	DLP
REVIEW	DLP
APPROVED	RNQ

PROJECT No.
31406440.018

FIGURE
1

IF THIS MEASUREMENT DOES NOT MATCH WHAT IS SHOWN, THE SHEET HAS BEEN MODIFIED FROM: ANSI A

1 in

0

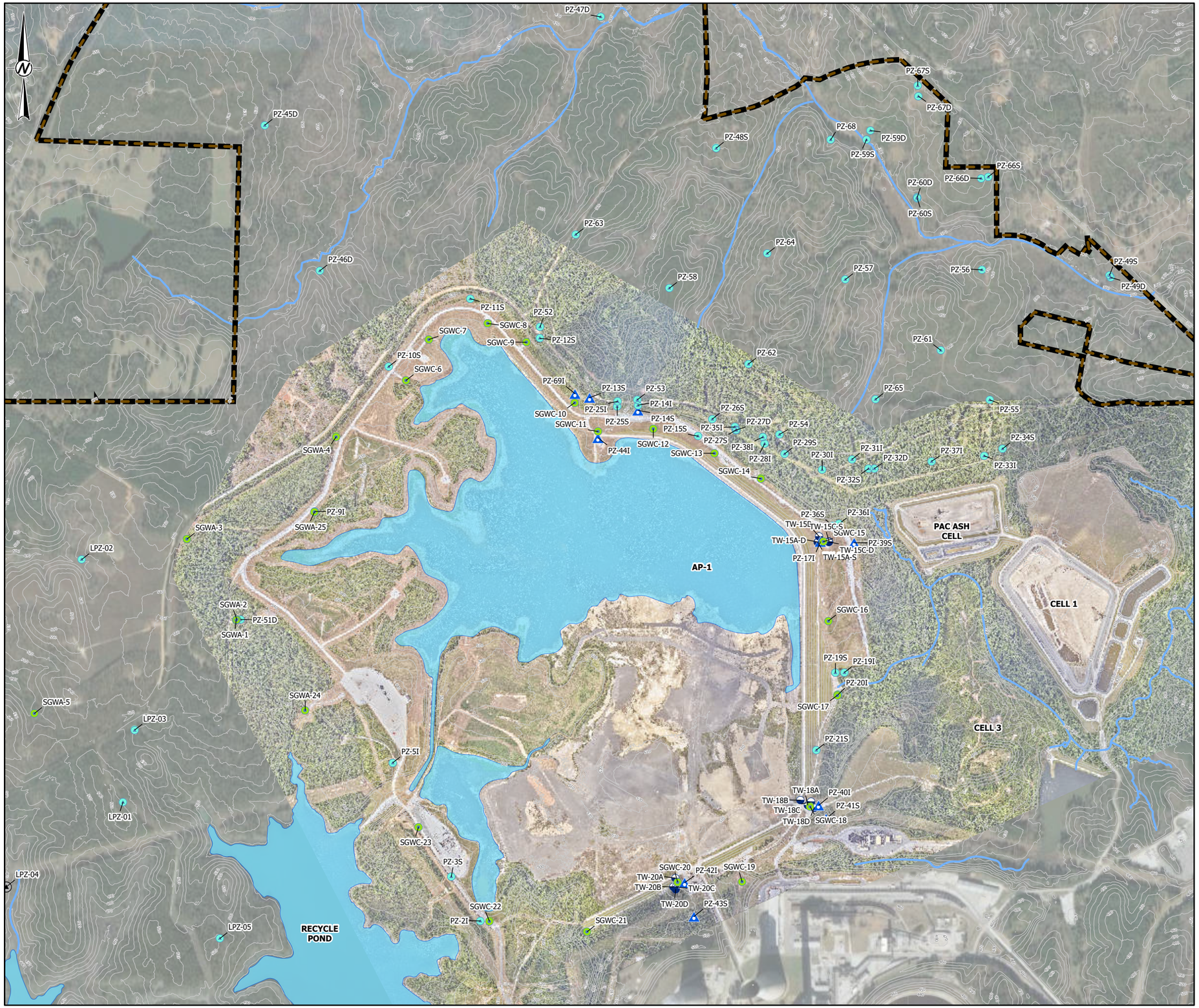

LEGEND

- PROPERTY BOUNDARY
- STREAM
- PONDS
- EXISTING TOPOGRAPHY
- SCHERER ASH POND-CCR MONITORING WELL
- PIEZOMETER
- ASSESSMENT MONITORING WELL
- PIEZOMETER (DESTROYED)
- TEMPORARY WELL LOCATION

NOTE(S)

1. MONITORING WELL LOCATIONS PROVIDED BY JORDAN ENGINEERING.
2. PZ-50D IS NOT SHOWN; ITS LOCATION IS BEYOND THE MAPPED LIMITS.

REFERENCE(S)

1. COORDINATE SYSTEM: NAD 1983 STATE PLANE GEORGIA WEST FIPS 1002 FEET.
2. SITE IMAGERY: IMAGERY PROVIDED BY CLIENT 07/2024.
3. BACKGROUND IMAGERY: GOOGLE IMAGERY SERVICE. COPYRIGHT GOOGLE 2023. IMAGERY CAPTURED 12/17/2022.

0 600 1,200 2,400 Feet

CLIENT
GEORGIA POWER COMPANY
PLANT SCHERER
MONROE COUNTY, GEORGIA

Georgia Power

PROJECT
2024 SEMI-ANNUAL GROUNDWATER MONITORING
AND CORRECTIVE ACTION REPORT
PLANT SCHERER ASH POND 1

TITLE
SITE PLAN, MONITORING WELL AND PIEZOMETER LOCATION MAP

CONSULTANT

wsp

YYYY-MM-DD	2024-08-02
DESIGNED	RHG
PREPARED	RHG
REVIEWED	RNQ
APPROVED	RNQ

PROJECT NO.
31406440.018

FIGURE
2

IF THIS MEASUREMENT DOES NOT MATCH WHAT IS SHOWN, THE SHEET SIZE HAS BEEN MODIFIED FROM: ANSI B

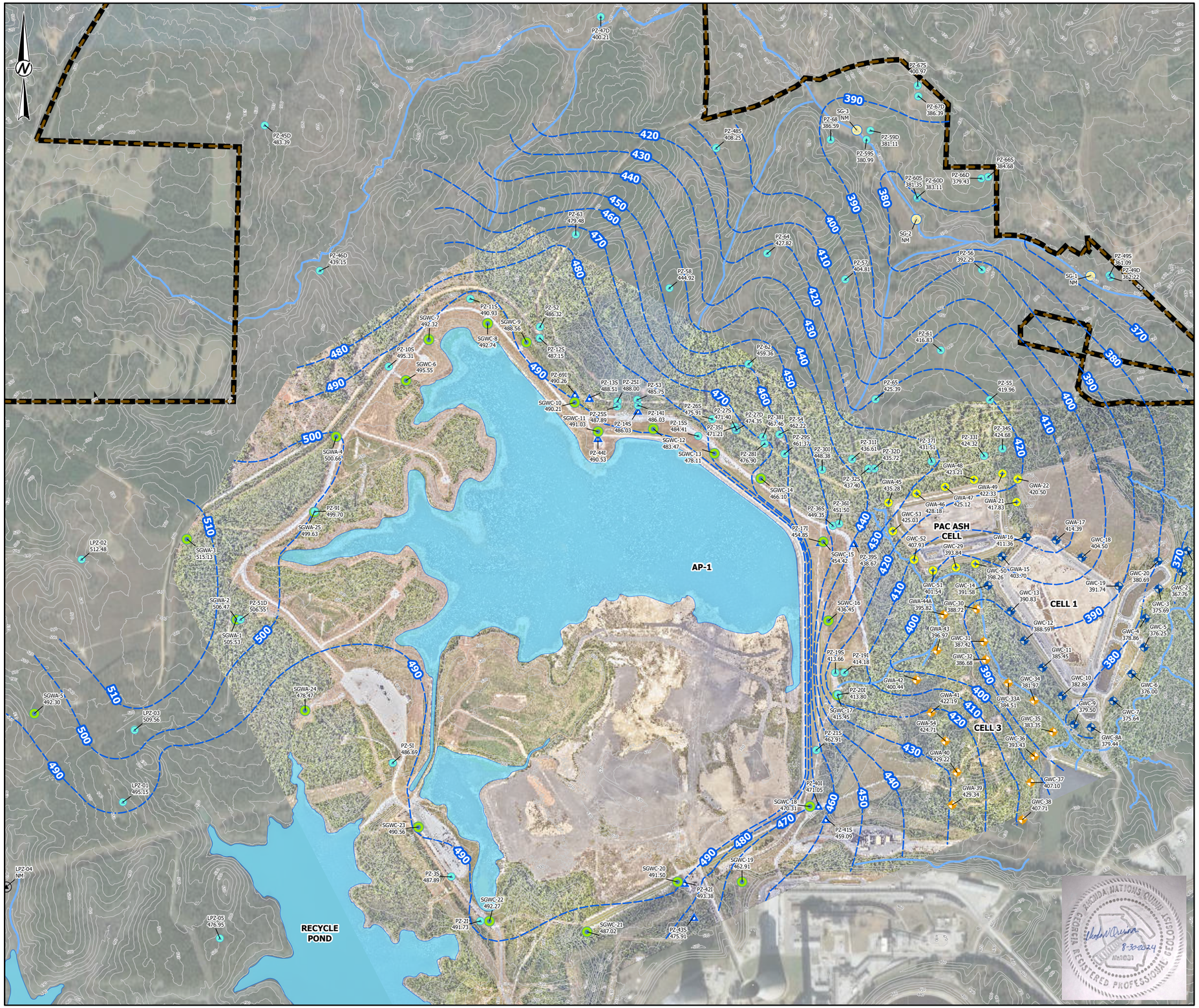

LEGEND

- PROPERTY BOUNDARY
- STREAM
- PONDS
- EXISTING TOPOGRAPHY
- INFERRED POTENTIOMETRIC SURFACE CONTOUR (FT-NAVD 88)
- SCHERER ASH POND-CCR MONITORING WELL
- CELL 1 LANDFILL MONITORING WELL
- PAC ASH LANDFILL MONITORING WELL
- CELL 3 MONITORING WELL
- PIEZOMETER
- STREAM GAUGE LOCATION
- ASSESSMENT MONITORING WELL
- PIEZOMETER (DESTROYED)
- NM ELEVATION NOT MEASURED

NOTE(S)

1. GROUNDWATER ELEVATIONS MEASUREMENTS OBTAINED FEBRUARY 19, 2024 BY WSP STAFF.
2. GROUNDWATER ELEVATIONS DISPLAYED IN FEET-NORTH AMERICAN VERTICAL DATUM (FT-NAVD 88).
3. **DEEP AND INTERMEDIATE WELL GROUNDWATER ELEVATIONS WERE NOT USED TO GENERATE POTENTIOMETRIC SURFACE CONTOURS.**
4. PZ-50D IS NOT SHOWN; ITS LOCATION IS BEYOND THE MAPPED LIMITS.

REFERENCE(S)

1. COORDINATE SYSTEM: NAD 1983 STATE PLANE GEORGIA WEST FIPS 1002 FEET.
2. MONITORING WELL/PIEZOMETER LOCATIONS PROVIDED BY JORDAN ENGINEERING.
3. SITE IMAGERY: IMAGERY PROVIDED BY CLIENT 07/2024.
4. BACKGROUND IMAGERY: GOOGLE IMAGERY SERVICE. COPYRIGHT GOOGLE 2023. IMAGERY CAPTURED 12/17/2022.

0 600 1,200 2,400 Feet

CLIENT
GEORGIA POWER COMPANY
PLANT SCHERER
MONROE COUNTY, GEORGIA

Georgia Power

PROJECT
2024 SEMI-ANNUAL GROUNDWATER MONITORING AND CORRECTIVE ACTION REPORT
PLANT SCHERER ASH POND 1

TITLE
POTENTIOMETRIC SURFACE MAP
FEBRUARY 19, 2024

CONSULTANT
wsp

YYYY-MM-DD	2024-08-07
DESIGNED	RHG
PREPARED	RHG
REVIEWED	RNQ
APPROVED	RNQ

PROJECT NO.
31406440.018

FIGURE
3

IF THIS MEASUREMENT DOES NOT MATCH WHAT IS SHOWN, THE SHEET SIZE WAS BEEN MODIFIED FROM: ANSI B

APPENDIX A

Field Data Forms and Instrument Calibration Records

APPENDIX A

Field Data Forms
February 2024

Low-Flow Test Report:

Test Date / Time: 2/20/2024 11:54:41 AM
Project: Plant Scherer (12)
Operator Name: Tiffany Messier

Location Name: SCH-SGWA-1 **Well Diameter: 2 in** **Casing Type: PVC** **Screen Length: 10 ft** **Top of Screen: 40.02 ft** **Total Depth: 50.02 ft** **Initial Depth to Water: 41.21 ft**	**Pump Type: Dedicated** **Tubing Type: LDPE** **Pump Intake From TOC: 44.6 ft** **Estimated Total Volume Pumped: 7500 ml** **Flow Cell Volume: 90 ml** **Final Flow Rate: 150 ml/min** **Final Draw Down: 0.44 ft**	**Instrument Used: Aqua TROLL 400** **Serial Number: 850762**

Test Notes:

Weather Conditions:
Clear 55

Low-Flow Readings:

Date Time	Elapsed Time	pH	Temperature	Specific Conductivity	RDO Concentration	Turbidity	ORP	Depth to Water	Flow
		+/- 0.1	+/- 0.5	+/- 5 %	+/- 10 %	+/- 5	+/- 10	+/- 0.3	
2/20/2024 12:00 PM	00:00	5.44 pH	18.36 °C	30.12 µS/cm	0.67 mg/L	299.00 NTU	152.8 mV	41.21 ft	150.00 ml/min
2/20/2024 12:05 PM	05:00	5.43 pH	18.35 °C	30.35 µS/cm	0.57 mg/L	239.00 NTU	143.8 mV	41.40 ft	150.00 ml/min
2/20/2024 12:10 PM	10:00	5.43 pH	18.32 °C	30.51 µS/cm	0.57 mg/L	190.00 NTU	144.2 mV	41.70 ft	150.00 ml/min
2/20/2024 12:15 PM	15:00	5.43 pH	18.34 °C	30.64 µS/cm	0.55 mg/L	102.00 NTU	145.3 mV	41.70 ft	150.00 ml/min
2/20/2024 12:20 PM	20:00	5.42 pH	18.35 °C	30.80 µS/cm	0.58 mg/L	70.20 NTU	147.4 mV	41.70 ft	150.00 ml/min
2/20/2024 12:25 PM	25:00	5.42 pH	18.34 °C	30.97 µS/cm	0.63 mg/L	41.90 NTU	149.0 mV	41.65 ft	150.00 ml/min
2/20/2024 12:30 PM	30:00	5.42 pH	18.32 °C	30.99 µS/cm	0.61 mg/L	31.80 NTU	150.2 mV	41.65 ft	150.00 ml/min
2/20/2024 12:35 PM	35:00	5.43 pH	18.37 °C	31.16 µS/cm	0.62 mg/L	14.50 NTU	151.8 mV	41.65 ft	150.00 ml/min
2/20/2024 12:40 PM	40:00	5.43 pH	18.40 °C	31.24 µS/cm	0.63 mg/L	9.81 NTU	151.4 mV	41.65 ft	150.00 ml/min
2/20/2024 12:45 PM	45:00	5.44 pH	18.41 °C	31.35 µS/cm	0.63 mg/L	6.51 NTU	151.9 mV	41.65 ft	150.00 ml/min
2/20/2024 12:50 PM	50:00	5.44 pH	18.43 °C	31.47 µS/cm	0.63 mg/L	3.18 NTU	153.6 mV	41.65 ft	150.00 ml/min

Samples

Sample ID:	Description:
SGWA-1	

Created using VuSitu from In-Situ, Inc.

Low-Flow Test Report:

Test Date / Time: 2/20/2024 1:33:16 PM
Project: Plant Scherer (13)
Operator Name: Tiffany Messier

Location Name: SCH-SGWA-2 **Well Diameter: 2 in** **Casing Type: PVC** **Screen Length: 10 ft** **Top of Screen: 88.5 ft** **Total Depth: 98.5 ft** **Initial Depth to Water: 40.4 ft**	**Pump Type: Dedicated** **Tubing Type: LDPE** **Pump Intake From TOC: 491.05 ft** **Estimated Total Volume Pumped: 7267.5 ml** **Flow Cell Volume: 90 ml** **Final Flow Rate: 150 ml/min** **Final Draw Down: 1.05 ft**	**Instrument Used: Aqua TROLL 400** **Serial Number: 850762**

Test Notes:

Weather Conditions:
Cloudy 611

Low-Flow Readings:

Date Time	Elapsed Time	pH	Temperature	Specific Conductivity	RDO Concentration	Turbidity	ORP	Depth to Water	Flow
		+/- 0.1	+/- 0.5	+/- 5 %	+/- 10 %	+/- 5	+/- 10	+/- 0.3	
2/20/2024 1:35 PM	00:00	7.05 pH	18.15 °C	120.70 µS/cm	9.35 mg/L	8.39 NTU	118.4 mV	40.40 ft	150.00 ml/min
2/20/2024 1:40 PM	03:27	6.97 pH	18.17 °C	123.13 µS/cm	5.16 mg/L	1.24 NTU	123.4 mV	41.15 ft	150.00 ml/min
2/20/2024 1:45 PM	08:27	6.93 pH	18.41 °C	124.20 µS/cm	5.00 mg/L	5.02 NTU	106.8 mV	41.42 ft	150.00 ml/min
2/20/2024 1:50 PM	13:27	6.95 pH	18.32 °C	124.52 µS/cm	5.14 mg/L	9.50 NTU	80.6 mV	41.45 ft	150.00 ml/min
2/20/2024 1:55 PM	18:27	6.97 pH	18.28 °C	124.44 µS/cm	5.16 mg/L	8.83 NTU	73.4 mV	41.45 ft	150.00 ml/min
2/20/2024 2:00 PM	23:27	6.98 pH	18.24 °C	124.48 µS/cm	5.20 mg/L	8.67 NTU	70.5 mV	41.45 ft	150.00 ml/min
2/20/2024 2:05 PM	28:27	6.98 pH	18.10 °C	124.37 µS/cm	5.22 mg/L	6.44 NTU	68.9 mV	41.45 ft	150.00 ml/min
2/20/2024 2:10 PM	33:27	6.98 pH	18.02 °C	124.33 µS/cm	5.24 mg/L	3.51 NTU	67.9 mV	41.45 ft	150.00 ml/min
2/20/2024 2:15 PM	38:27	6.99 pH	18.23 °C	124.36 µS/cm	5.26 mg/L	2.48 NTU	67.2 mV	41.45 ft	150.00 ml/min
2/20/2024 2:20 PM	43:27	6.99 pH	18.26 °C	124.25 µS/cm	5.27 mg/L	1.60 NTU	67.1 mV	41.45 ft	150.00 ml/min
2/20/2024 2:25 PM	48:27	6.99 pH	18.31 °C	124.32 µS/cm	5.30 mg/L	0.63 NTU	67.0 mV	41.45 ft	150.00 ml/min

Samples

Sample ID:	Description:
SCH-SGWA-2	

Created using VuSitu from In-Situ, Inc.

Low-Flow Test Report:

Test Date / Time: 2/21/2024 3:20:40 PM
Project: plant scherer
Operator Name: Tiffany Messier

Location Name: SCH-SGWA-3 **Latitude: 33.079337706539164** **Longitude: -83.83138739486212** **Well Diameter: 2 in** **Casing Type: PVC** **Screen Length: 10 ft** **Top of Screen: 42.82 ft** **Total Depth: 52.82 ft** **Initial Depth to Water: 30.8 m**	**Pump Type: Dedicated** **Tubing Type: LDPE** **Pump Intake From TOC: 44.9 ft** **Estimated Total Volume Pumped: 3750 ml** **Flow Cell Volume: 90 ml** **Final Flow Rate: 150 ml/min** **Final Draw Down: -19.827 m**	**Instrument Used: Aqua TROLL 400** **Serial Number: 883553**

Test Notes:

Weather Conditions:
Clear 67

Low-Flow Readings:

Date Time	Elapsed Time	pH	Temperature	Specific Conductivity	RDO Concentration	Turbidity	ORP	Depth to Water	Flow
		+/- 0.1	+/- 0.5	+/- 5 %	+/- 10	+/- 5	+/- 10	+/- 0.3	
2/21/2024 3:25 PM	00:00	5.79 pH	19.01 °C	82.22 µS/cm	3.63 mg/L	1.89 NTU	105.9 mV	30.80 ft	150.00 ml/min
2/21/2024 3:30 PM	05:00	5.80 pH	18.88 °C	81.56 µS/cm	3.76 mg/L	1.78 NTU	78.8 mV	34.15 ft	150.00 ml/min
2/21/2024 3:35 PM	10:00	5.82 pH	18.83 °C	81.64 µS/cm	3.84 mg/L	1.19 NTU	74.9 mV	34.80 ft	150.00 ml/min
2/21/2024 3:40 PM	15:00	5.86 pH	18.92 °C	82.67 µS/cm	4.00 mg/L	0.77 NTU	73.4 mV	35.40 ft	150.00 ml/min
2/21/2024 3:45 PM	20:00	5.93 pH	18.84 °C	84.29 µS/cm	4.23 mg/L	0.71 NTU	71.6 mV	36.00 ft	150.00 ml/min
2/21/2024 3:50 PM	25:00	5.96 pH	18.81 °C	85.06 µS/cm	4.28 mg/L	0.38 NTU	69.9 mV	36.00 ft	150.00 ml/min

Samples

Sample ID:	Description:
SCH-SGWA-3	

Low-Flow Test Report:

Test Date / Time: 2/20/2024 10:55:48 AM
Project: Scherer SAE
Operator Name: T Johnson

Location Name: SCH-SGWA-4 **Well Diameter: 2 in** **Casing Type: PVC** **Screen Length: 10 ft** **Top of Screen: 53.2 ft** **Total Depth: 58.2 ft** **Initial Depth to Water: 47.01 m**	**Pump Type: Dedicated** **Tubing Type: True poly** **Estimated Total Volume Pumped: 3000 ml** **Flow Cell Volume: 90 ml** **Final Flow Rate: 120 ml/min** **Final Draw Down: -46.522 m**	**Instrument Used: Aqua TROLL 400** **Serial Number: 843593**

Test Notes:
Pre purged 1 L

Weather Conditions:
Sunny

Low-Flow Readings:

Date Time	Elapsed Time	pH	Temperature	Specific Conductivity	RDO Concentration	Turbidity	ORP	Depth to Water	Flow
		+/- 0.1	+/- 0.5	+/- 5 %	+/- 0.2	+/- 5	+/- 10	+/- .3	
2/20/2024 10:56 AM	00:00	6.30 pH	17.24 °C	205.10 µS/cm	6.09 mg/L	2.90 NTU	137.1 mV	49.15 ft	120.00 ml/min
2/20/2024 11:01 AM	05:00	6.28 pH	17.01 °C	210.12 µS/cm	6.45 mg/L	0.78 NTU	124.0 mV	49.06 ft	120.00 ml/min
2/20/2024 11:06 AM	10:00	6.27 pH	16.96 °C	209.30 µS/cm	6.51 mg/L	0.60 NTU	142.6 mV	48.95 ft	120.00 ml/min
2/20/2024 11:11 AM	15:00	6.27 pH	17.06 °C	210.29 µS/cm	6.54 mg/L	0.91 NTU	143.4 mV	48.93 ft	120.00 ml/min
2/20/20ft 11:16 AM	20:00	6.27 pH	17.26 °C	210.73 µS/cm	6.56 mg/L	0.61 NTU	143.2 mV	48.85 ft	120.00 ml/min
2/20/2024 11:21 AM	25:00	6.27 pH	17.41 °C	211.63 µS/cm	6.59 mg/L	0.54 NTU	143.1 mV	48.82 ft	120.00 ml/min

Samples

Sample ID:	Description:
SCH-SGWA-4	Metals, sulfide, alkalinity, chloride, fluoride, sulfate, TDS, RADIUM

Low-Flow Test Report:

Test Date / Time: 2/21/2024 10:53:54 AM
Project: Scherer SAGW01 2024 (3)
Operator Name: Mark Mann

Location Name: SCH-SGWA-5 **Latitude: 33.07327405552666** **Longitude: -83.8371816371417** **Well Diameter: 2 in** **Casing Type: PVC** **Screen Length: 10 ft** **Top of Screen: 23.1 ft** **Total Depth: 33.1 ft** **Initial Depth to Water: 15.24 ft**	**Pump Type: Bladder** **Tubing Type: LDPE** **Pump Intake From TOC: 24.36 ft** **Estimated Total Volume Pumped: 5500 ml** **Flow Cell Volume: 90 ml** **Final Flow Rate: 220 ml/min** **Final Draw Down: 0.61 ft**	**Instrument Used: Aqua TROLL 400** **Serial Number: 883553**

Test Notes:

Weather Conditions:
Sunny

Low-Flow Readings:

Date Time	Elapsed Time	pH	Temperature	Specific Conductivity	RDO Concentration	Turbidity	ORP	Depth to Water	Flow
		+/- 0.1	+/- 0.5	+/- 5 %	+/- 10 %	+/- 5	+/- 10	+/- 0.3	
2/21/2024 10:54 AM	00:00	8.30 pH	20.61 °C	57.11 µS/cm	7.48 mg/L	6.51 NTU	61.3 mV	15.24 ft	220.00 ml/min
2/21/2024 10:59 AM	05:00	5.80 pH	18.12 °C	58.24 µS/cm	4.48 mg/L	3.94 NTU	86.0 mV	15.83 ft	220.00 ml/min
2/21/2024 11:04 AM	10:00	5.70 pH	18.56 °C	58.51 µS/cm	4.34 mg/L	3.10 NTU	86.6 mV	15.96 ft	220.00 ml/min
2/21/2024 11:09 AM	15:00	5.66 pH	18.70 °C	58.79 µS/cm	4.04 mg/L	1.86 NTU	125.4 mV	15.88 ft	220.00 ml/min
2/21/2024 11:14 AM	20:00	5.64 pH	18.64 °C	58.71 µS/cm	3.87 mg/L	1.46 NTU	79.8 mV	15.87 ft	220.00 ml/min
2/21/2024 11:19 AM	25:00	5.63 pH	18.66 °C	58.50 µS/cm	3.79 mg/L	0.92 NTU	84.8 mV	15.85 ft	220.00 ml/min

Samples

Sample ID:	Description:
SCH-SGWA-5	Fe2+= 0

Created using VuSitu from In-Situ, Inc.

Low-Flow Test Report:

Test Date / Time: 2/20/2024 1:54:24 PM
Project: Scherer SAE (2)
Operator Name: T Johnson

Location Name: SCH-SGWC-6 **Well Diameter: 2 in** **Casing Type: PVC** **Screen Length: 10 ft** **Top of Screen: 17.6 ft** **Total Depth: 27.6 ft** **Initial Depth to Water: 15.01 m**	**Pump Type: Dedicated** **Tubing Type: True poly** **Pump Intake From TOC: 22.6 ft** **Estimated Total Volume Pumped: 5600 ml** **Flow Cell Volume: 90 ml** **Final Flow Rate: 160 ml/min** **Final Draw Down: -9.627 m**	**Instrument Used: Aqua TROLL 400** **Serial Number: 843593**

Test Notes:
Pre purged 1 L

Low-Flow Readings:

Date Time	Elapsed Time	pH	Temperature	Specific Conductivity	RDO Concentration	Turbidity	ORP	Depth to Water	Flow
		+/- 0.1	+/- 0.5	+/- 5 %	+/- 0.2	+/- 5	+/- 10	+/- 5	
2/20/2024 1:55 PM	00:00	6.54 pH	18.61 °C	148.31 µS/cm	3.26 mg/L	2.33 NTU	84.7 mV	16.99 ft	160.00 ml/min
2/20/2024 2:00 PM	05:00	6.45 pH	18.57 °C	147.18 µS/cm	3.19 mg/L	1.60 NTU	89.0 mV	16.99 ft	160.00 ml/min
2/20/2024 2:05 PM	10:00	6.40 pH	18.45 °C	147.14 µS/cm	3.11 mg/L	1.39 NTU	89.8 mV	17.28 ft	160.00 ml/min
2/20/2024 2:10 PM	15:00	6.39 pH	18.44 °C	147.07 µS/cm	3.00 mg/L	1.35 NTU	89.7 mV	17.36 ft	160.00 ml/min
2/20/2024 2:15 PM	20:00	6.38 pH	18.61 °C	147.90 µS/cm	2.87 mg/L	1.78 NTU	89.7 mV	17.46 ft	160.00 ml/min
2/20/2024 2:20 PM	25:00	6.37 pH	18.72 °C	148.23 µS/cm	2.70 mg/L	1.07 NTU	89.3 mV	17.53 ft	160.00 ml/min
2/20/2024 2:25 PM	30:00	6.36 pH	19.01 °C	148.75 µS/cm	2.58 mg/L	1.58 NTU	88.9 mV	17.66 ft	160.00 ml/min
2/20/2024 2:30 PM	35:00	6.36 pH	18.75 °C	149.05 µS/cm	2.49 mg/L	1.53 NTU	88.5 mV	17.68 ft	160.00 ml/min

Samples

Sample ID:	Description:
SCH-SHWC-6,SCH-AP1-FD-1	Metals, sulfide, alkalinity, chloride, fluoride,sulfate, TDS, Radium

Low-Flow Test Report:

Test Date / Time: 2/21/2024 9:14:25 AM
Project: Scherer SAE (3)
Operator Name: T Johnson

Location Name: SCH-SGWC-7 **Well Diameter: 2 in** **Casing Type: PVC** **Screen Length: 10 ft** **Top of Screen: 14 ft** **Total Depth: 24 ft** **Initial Depth to Water: 14.18 m**	**Pump Type: Dedicated** **Tubing Type: True poly** **Pump Intake From TOC: 19 ft** **Estimated Total Volume Pumped: 7200 ml** **Flow Cell Volume: 90 ml** **Final Flow Rate: 160 ml/min** **Final Draw Down: -9.803 m**	**Instrument Used: Aqua TROLL 400** **Serial Number: 843593**

Test Notes:
Pre purged 1 L

Weather Conditions:
Sunny

Low-Flow Readings:

Date Time	Elapsed Time	pH	Temperature	Specific Conductivity	RDO Concentration	Turbidity	ORP	Depth to Water	Flow
		+/- 0.1	+/- 0.5	+/- 5 %	+/- 0.2	+/- 5	+/- 10	+/- 5	
2/21/2024 9:15 AM	00:00	6.59 pH	17.81 °C	330.26 µS/cm	4.05 mg/L	1.04 NTU	-1.7 mV	14.35 ft	160.00 ml/min
2/21/2024 9:20 AM	05:00	6.70 pH	18.12 °C	282.76 µS/cm	4.38 mg/L	1.10 NTU	18.5 mV	14.36 ft	160.00 ml/min
2/21/2024 9:25 AM	10:00	6.66 pH	18.29 °C	269.62 µS/cm	3.51 mg/L	0.44 NTU	34.3 mV	14.37 ft	160.00 ml/min
2/21/2024 9:30 AM	15:00	6.61 pH	18.43 °C	261.97 µS/cm	2.78 mg/L	0.56 NTU	43.3 mV	14.38 ft	160.00 ml/min
2/21/2024 9:35 AM	20:00	6.57 pH	18.52 °C	261.15 µS/cm	2.25 mg/L	0.90 NTU	48.3 mV	14.38 ft	160.00 ml/min
2/21/2024 9:40 AM	25:00	6.55 pH	18.68 °C	259.70 µS/cm	1.98 mg/L	0.51 NTU	51.0 mV	14.38 ft	160.00 ml/min
2/21/2024 9:45 AM	30:00	6.54 pH	18.57 °C	260.62 µS/cm	1.96 mg/L	0.48 NTU	52.9 mV	14.38 ft	160.00 ml/min
2/21/2024 9:50 AM	35:00	6.53 pH	18.66 °C	258.16 µS/cm	1.75 mg/L	0.30 NTU	56.3 mV	14.36 ft	160.00 ml/min
2/21/2024 9:55 AM	40:00	6.52 pH	18.70 °C	257.93 µS/cm	1.72 mg/L	0.44 NTU	57.7 mV	14.37 ft	160.00 ml/min
2/21/2024 10:00 AM	45:00	6.52 pH	18.76 °C	257.22 µS/cm	1.71 mg/L	0.43 NTU	58.1 mV	14.36 ft	160.00 ml/min

Samples

Sample ID:	Description:

SCH-SGWC-7	Metals, Sulfide, chloride, fluoride, sulfate, alkalinity, TDS, radium

Created using VuSitu from In-Situ, Inc.

Low-Flow Test Report:

Test Date / Time: 2/21/2024 11:53:06 AM
Project: Scherer SAE (4)
Operator Name: T Johnson

Location Name: SCH-SGWC-8 **Well Diameter: 2 in** **Casing Type: PVC** **Screen Length: 10 ft** **Top of Screen: 32 ft** **Total Depth: 42.6 ft** **Initial Depth to Water: 21.64 ft**	**Pump Type: Dedicated** **Tubing Type: True poly** **Pump Intake From TOC: 37 ft** **Estimated Total Volume Pumped: 3200 ml** **Flow Cell Volume: 90 ml** **Final Flow Rate: 160 ml/min** **Final Draw Down: 0.18 ft**	**Instrument Used: Aqua TROLL 400** **Serial Number: 843593**

Test Notes:
Pre purged 1 liter

Weather Conditions:
Sunny

Low-Flow Readings:

Date Time	Elapsed Time	pH	Temperature	Specific Conductivity	RDO Concentration	Turbidity	ORP	Depth to Water	Flow
		+/- 0.1	+/- 0.5	+/- 5 %	+/- 0.2	+/- 5	+/- 10	+/- 5	
2/21/2024 11:55 AM	00:00	6.72 pH	19.35 °C	609.63 µS/cm	4.49 mg/L	0.75 NTU	80.8 mV	21.75 ft	160.00 ml/min
2/21/2024 12:00 AM	05:00	6.68 pH	19.38 °C	611.71 µS/cm	4.37 mg/L	0.71 NTU	80.0 mV	21.79 ft	160.00 ml/min
2/21/2024 12:05 PM	10:00	6.68 pH	19.41 °C	609.37 µS/cm	4.43 mg/L	0.38 NTU	88.6 mV	21.79 ft	160.00 ml/min
2/21/2024 12:10 PM	15:00	6.67 pH	19.41 °C	609.37 µS/cm	4.37 mg/L	0.41 NTU	79.5 mV	21.82 ft	160.00 ml/min
2/21/2024 12:15 PM	20:00	6.67 pH	19.39 °C	604.62 µS/cm	4.33 mg/L	0.27 NTU	90.4 mV	21.82 ft	160.00 ml/min

Samples

Sample ID:	Description:
SCH-SGWC-8	Metals, sulfide, chloride,fluoride, sulfate, alkalinity, TDS, Radium

Created using VuSitu from In-Situ, Inc.

Low-Flow Test Report:

Test Date / Time: 2/21/2024 2:25:26 PM
Project: Scherer SAE (5)
Operator Name: T Johnson

Location Name: SCH-SGWC-9 **Well Diameter: 2 in** **Casing Type: PVC** **Screen Length: 10 ft** **Top of Screen: 27.8 ft** **Total Depth: 37.8 ft** **Initial Depth to Water: 22.08 ft**	**Pump Type: Dedicated** **Tubing Type: True poly** **Pump Intake From TOC: 32 ft** **Estimated Total Volume Pumped: 5000 ml** **Flow Cell Volume: 90 ml** **Final Flow Rate: 200 ml/min** **Final Draw Down: 0.84 ft**	**Instrument Used: Aqua TROLL 400** **Serial Number: 843593**

Test Notes:
Pre purged 1L

Weather Conditions:
Sunny

Low-Flow Readings:

Date Time	Elapsed Time	pH	Temperature	Specific Conductivity	RDO Concentration	Turbidity	ORP	Depth to Water	Flow
		+/- 0.1	+/- 0.5	+/- 5 %	+/- 0.2	+/- 5	+/- 10	+/- 5	
2/21/2024 2:25 PM	00:00	6.11 pH	19.90 °C	608.13 µS/cm	1.93 mg/L	0.27 NTU	208.9 mV	22.80 ft	200.00 ml/min
2/21/2024 2:30 PM	05:00	6.14 pH	19.81 °C	608.88 µS/cm	1.40 mg/L	0.17 NTU	302.0 mV	22.89 ft	200.00 ml/min
2/21/2024 2:35 PM	10:00	6.17 pH	19.77 °C	609.48 µS/cm	1.06 mg/L	0.14 NTU	333.1 mV	22.91 ft	200.00 ml/min
2/21/2024 2:40 PM	15:00	6.17 pH	19.77 °C	615.21 µS/cm	0.89 mg/L	0.15 NTU	441.4 mV	22.93 ft	200.00 ml/min
2/21/2024 2:45 PM	20:00	6.17 pH	19.81 °C	607.77 µS/cm	0.94 mg/L	0.12 NTU	438.4 mV	22.92 ft	200.00 ml/min
2/21/2024 2:50 PM	25:00	6.17 pH	19.77 °C	624.79 µS/cm	0.90 mg/L	0.15 NTU	398.2 mV	22.92 ft	200.00 ml/min

Samples

Sample ID:	Description:
SCH-SGWC-9	Metals, sulfide, chloride, fluoride, sulfate,alkalinity, TDS, RADIUM

Low-Flow Test Report:

Test Date / Time: 2/23/2024 8:35:16 AM
Project: SCHERER SAGW 1 (5)
Operator Name: P Wahl

Location Name: SCH-SGWC-10 **Well Diameter: 2 in** **Casing Type: PVC** **Screen Length: 10 ft** **Top of Screen: 22.6 ft** **Total Depth: 32.6 ft** **Initial Depth to Water: 19.14 ft**	**Pump Type: Peristaltic** **Tubing Type: LDPE** **Pump Intake From TOC: 24.2 ft** **Estimated Total Volume Pumped: 3750 ml** **Flow Cell Volume: 90 ml** **Final Flow Rate: 150 ml/min** **Final Draw Down: 1.41 ft**	**Instrument Used: Aqua TROLL 400** **Serial Number: 1080297**

Test Notes:

Low-Flow Readings:

Date Time	Elapsed Time	pH	Temperature	Specific Conductivity	RDO Concentration	Turbidity	ORP	Depth to Water	Flow
		+/- 0.1	+/- 0.5	+/- 5 %	+/- 10 %	+/- 10	+/- 10	+/- 0.3	
2/23/2024 8:35 AM	00:00	5.79 pH	16.73 °C	88.75 µS/cm	7.31 mg/L	1.88 NTU	98.1 mV	19.14 ft	150.00 ml/min
2/23/2024 8:40 AM	05:00	5.15 pH	18.34 °C	65.07 µS/cm	1.01 mg/L	1.45 NTU	128.6 mV	20.11 ft	150.00 ml/min
2/23/2024 8:45 AM	10:00	5.17 pH	18.58 °C	64.90 µS/cm	1.02 mg/L	1.42 NTU	119.4 mV	20.46 ft	150.00 ml/min
2/23/2024 8:50 AM	15:00	5.16 pH	18.65 °C	63.86 µS/cm	0.83 mg/L	0.71 NTU	113.4 mV	20.41 ft	150.00 ml/min
2/23/2024 8:55 AM	20:00	5.17 pH	18.60 °C	63.49 µS/cm	0.77 mg/L	0.57 NTU	110.4 mV	20.54 ft	150.00 ml/min
2/23/2024 9:00 AM	25:00	5.18 pH	18.57 °C	63.64 µS/cm	0.78 mg/L	0.37 NTU	108.1 mV	20.55 ft	150.00 ml/min

Samples

Sample ID:	Description:
SCH-SGWC-10	

Created using VuSitu from In-Situ, Inc.

Low-Flow Test Report:

Test Date / Time: 2/23/2024 8:46:19 AM
Project: Scherer SAE (8)
Operator Name: T Johnson

Location Name: SCH-SGWC-11 **Well Diameter: 2 in** **Casing Type: PVC** **Screen Length: 10 ft** **Top of Screen: 30.65 ft** **Total Depth: 40.65 ft** **Initial Depth to Water: 20.44 ft**	**Pump Type: Dedicated** **Tubing Type: True poly** **Pump Intake From TOC: 35.65 ft** **Estimated Total Volume Pumped: 6400 ml** **Flow Cell Volume: 90 ml** **Final Flow Rate: 140 ml/min** **Final Draw Down: 1.88 ft**	**Instrument Used: Aqua TROLL 400** **Serial Number: 843593**

Test Notes:
Pre purged 1 L

Weather Conditions:
58 sunny/ partly cloudy

Low-Flow Readings:

Date Time	Elapsed Time	pH	Temperature	Specific Conductivity	RDO Concentration	Turbidity	ORP	Depth to Water	Flow
		+/- 0.1	+/- 0.5	+/- 5 %	+/- 0.2	+/- 5	+/- 10	+/- 5	
2/23/2024 8:48 AM	00:00	5.11 pH	18.92 °C	64.58 µS/cm	1.26 mg/L	5.95 NTU	194.3 mV	21.64 ft	180.00 ml/min
2/23/2024 8:53 AM	05:00	5.08 pH	19.00 °C	64.44 µS/cm	0.56 mg/L	3.17 NTU	224.8 mV	22.17 ft	180.00 ml/min
2/23/2024 8:58 AM	10:00	5.09 pH	19.19 °C	65.54 µS/cm	0.84 mg/L	1.44 NTU	215.4 mV	22.49 ft	180.00 ml/min
2/23/2024 9:03 AM	15:00	5.10 pH	19.19 °C	67.56 µS/cm	0.94 mg/L	0.85 NTU	201.9 mV	22.65 ft	180.00 ml/min
2/23/2024 9:08 AM	20:00	5.10 pH	19.40 °C	74.26 µS/cm	0.93 mg/L	0.81 NTU	192.6 mV	22.73 ft	180.00 ml/min
2/23/2024 9:13 AM	25:00	5.09 pH	19.28 °C	80.03 µS/cm	0.76 mg/L	0.31 NTU	186.0 mV	22.64 ft	120.00 ml/min
2/23/2024 9:18 AM	30:00	5.09 pH	19.48 °C	84.57 µS/cm	0.55 mg/L	0.27 NTU	180.4 mV	22.30 ft	120.00 ml/min
2/23/2024 9:23 AM	35:00	5.09 pH	19.24 °C	88.30 µS/cm	0.53 mg/L	0.46 NTU	175.4 mV	22.29 ft	140.00 ml/min
2/23/2024 9:28 AM	40:00	5.07 pH	19.41 °C	85.28 µS/cm	0.38 mg/L	0.30 NTU	173.0 mV	22.32 ft	140.00 ml/min

Samples

Sample ID:	Description:
SCH-SGWC-11	Metals, chloride, fluoride, sulfate, alkalinity, TDS, Sulfide, radium

Low-Flow Test Report:

Test Date / Time: 2/23/2024 8:56:50 AM
Project: Scherer SAGW01 2024 (5)
Operator Name: Mark Mann

Location Name: SCH-SGWC-12 **Latitude: 33.08299889945673** **Longitude: -83.81267422697458** **Well Diameter: 2 in** **Casing Type: PVC** **Screen Length: 10 ft** **Top of Screen: 40.2 ft** **Total Depth: 50.2 ft** **Initial Depth to Water: 16.82 ft**	**Pump Type: Bladder** **Tubing Type: LDPE** **Pump Intake From TOC: 41.87 ft** **Estimated Total Volume Pumped: 4644.333 ml** **Flow Cell Volume: 90 ml** **Final Flow Rate: 150 ml/min** **Final Draw Down: 2.82 ft**	**Instrument Used: Aqua TROLL 400** **Serial Number: 883553**

Test Notes:

Low-Flow Readings:

Date Time	Elapsed Time	pH	Temperature	Specific Conductivity	RDO Concentration	Turbidity	ORP	Depth to Water	Flow
		+/- 0.1	+/- 0.5	+/- 5 %	+/- 10 %	+/- 5	+/- 10	+/- 0.3	
2/23/2024 8:56 AM	00:00	6.59 pH	17.19 °C	280.55 µS/cm	8.85 mg/L	3.68 NTU	109.9 mV	16.82 ft	220.00 ml/min
2/23/2024 9:01 AM	05:00	6.11 pH	18.34 °C	324.66 µS/cm	0.78 mg/L	1.00 NTU	18.0 mV	18.33 ft	220.00 ml/min
2/23/2024 9:06 AM	10:00	6.08 pH	18.66 °C	320.74 µS/cm	0.39 mg/L	0.92 NTU	14.6 mV	19.10 ft	220.00 ml/min
2/23/2024 9:07 AM	10:53	6.08 pH	18.70 °C	318.96 µS/cm	0.40 mg/L	0.85 NTU	15.9 mV	19.19 ft	150.00 ml/min
2/23/2024 9:12 AM	15:53	6.11 pH	18.40 °C	315.34 µS/cm	0.67 mg/L	0.71 NTU	24.0 mV	19.45 ft	150.00 ml/min
2/23/2024 9:17 AM	20:53	6.11 pH	18.70 °C	317.36 µS/cm	0.55 mg/L	0.47 NTU	25.1 mV	19.54 ft	150.00 ml/min
2/23/2024 9:22 AM	25:53	6.11 pH	18.52 °C	317.46 µS/cm	0.39 mg/L	0.57 NTU	23.2 mV	19.64 ft	150.00 ml/min

Samples

Sample ID:	Description:
SCH-SGWC-12	Fe2: 1.25 mg/L

Created using VuSitu from In-Situ, Inc.

Low-Flow Test Report:

Test Date / Time: 2/23/2024 10:20:04 AM
Project: Scherer SAGW01 2024 (6)
Operator Name: Mark Mann

Location Name: SCH-SGWC-13 **Latitude: 33.08216569779085** **Longitude: -83.81021415070163** **Well Diameter: 2 in** **Casing Type: PVC** **Screen Length: 10 ft** **Top of Screen: 27.5 ft** **Total Depth: 37.5 ft** **Initial Depth to Water: 4.61 ft**	**Pump Type: Bladder** **Tubing Type: LDPE** **Pump Intake From TOC: 29.18 ft** **Estimated Total Volume Pumped: 4125 ml** **Flow Cell Volume: 90 ml** **Final Flow Rate: 175 ml/min** **Final Draw Down: 1.08 ft**	**Instrument Used: Aqua TROLL 400** **Serial Number: 883553**

Test Notes:

Weather Conditions:
Sunny

Low-Flow Readings:

Date Time	Elapsed Time	pH	Temperature	Specific Conductivity	RDO Concentration	Turbidity	ORP	Depth to Water	Flow
		+/- 0.1	+/- 0.5	+/- 5 %	+/- 10 %	+/- 5	+/- 10	+/- 0.3	
2/23/2024 10:20 AM	00:00	6.37 pH	19.37 °C	342.65 µS/cm	4.23 mg/L	6.89 NTU	52.5 mV	4.61 ft	300.00 ml/min
2/23/2024 10:25 AM	05:00	6.12 pH	18.08 °C	357.60 µS/cm	2.27 mg/L	4.07 NTU	178.5 mV	6.13 ft	175.00 ml/min
2/23/2024 10:30 AM	10:00	6.04 pH	17.63 °C	359.72 µS/cm	0.74 mg/L	1.48 NTU	140.2 mV	5.83 ft	175.00 ml/min
2/23/2024 10:35 AM	15:00	6.03 pH	17.72 °C	361.01 µS/cm	0.74 mg/L	0.69 NTU	84.5 mV	5.74 ft	175.00 ml/min
2/23/2024 10:40 AM	20:00	6.03 pH	17.86 °C	359.54 µS/cm	0.69 mg/L	0.68 NTU	71.5 mV	5.69 ft	175.00 ml/min

Samples

Sample ID:	Description:
SCH-SGWC-13	Fe2: 0.25 mg/L

Created using VuSitu from In-Situ, Inc.

Low-Flow Test Report:

Test Date / Time: 2/27/2024 11:23:58 AM
Project: SHEW (4)
Operator Name: MAW

Location Name: SCH-SGWC-14 **Latitude: 33.08130039836567** **Longitude: -83.80833942450937** **Well Diameter: 2 in** **Casing Type: PVC-40** **Screen Length: 10 ft** **Top of Screen: 28.5 ft** **Total Depth: 38.5 ft**	**Pump Type: Dedicated** **Tubing Type: True Poly** **Pump Intake From TOC: 5 ft** **Estimated Total Volume Pumped: 4200 ml** **Flow Cell Volume: 90 ml** **Final Flow Rate: 140 ml/min**	**Instrument Used: Aqua TROLL 400** **Serial Number: 850735**

Test Notes:

Weather Conditions:
Overcast

Low-Flow Readings:

Date Time	Elapsed Time	pH	Temperature	Specific Conductivity	RDO Concentration	Turbidity	ORP	Depth to Water	Flow
		+/- 0.1	+/- 0.5	+/- 5 %	+/- 0.2	+/- 5	+/- 10	+/- 0.3	
2/27/2024 11:20 AM	00:00	6.24 pH	17.32 °C	515.28 µS/cm	8.21 mg/L	6.22 NTU	22.1 mV	10.80 ft	140.00 ml/min
2/27/2024 11:25 AM	05:00	5.91 pH	17.09 °C	515.27 µS/cm	6.20 mg/L	16.40 NTU	40.8 mV	10.80 ft	140.00 ml/min
2/27/2024 11:30 AM	10:00	5.87 pH	16.94 °C	517.27 µS/cm	5.39 mg/L	15.30 NTU	33.6 mV	10.80 ft	140.00 ml/min
2/27/2024 11:35 AM	15:00	5.86 pH	16.83 °C	517.85 µS/cm	4.85 mg/L	8.34 NTU	30.9 mV	10.80 ft	140.00 ml/min
2/27/2024 11:40 AM	20:00	5.86 pH	16.83 °C	519.03 µS/cm	4.51 mg/L	7.35 NTU	29.9 mV	10.80 ft	140.00 ml/min
2/27/2024 11:45 AM	25:00	5.85 pH	16.89 °C	519.33 µS/cm	4.10 mg/L	4.76 NTU	31.7 mV	10.80 ft	140.00 ml/min
2/27/2024 11:50 AM	30:00	5.84 pH	17.01 °C	518.51 µS/cm	3.86 mg/L	3.48 NTU	33.6 mV	10.80 ft	140.00 ml/min

Samples

Sample ID:	Description:
SCH-SGWC-14	Metals alkaline TDS flouride chloride sulfate sulfide

Low-Flow Test Report:

Test Date / Time: 2/26/2024 1:47:09 PM
Project: SHEW
Operator Name: MAW

Location Name: SCH-SGWC-15 **Latitude: 33.079240042747074** **Longitude: -83.80589702174422** **Well Diameter: 2 in** **Casing Type: PVC-40** **Screen Length: 10 ft** **Top of Screen: 38.2 ft** **Total Depth: 48.2 ft** **Initial Depth to Water: 28.15 ft**	**Pump Type: Dedicated** **Tubing Type: True Poly** **Pump Intake From TOC: 24.59 ft** **Estimated Total Volume Pumped: 5620 ml** **Flow Cell Volume: 90 ml** **Final Flow Rate: 140 ml/min** **Final Draw Down: 0.05 ft**	**Instrument Used: Aqua TROLL 400** **Serial Number: 850735**

Test Notes:

Weather Conditions:
Sunny/Clear

Low-Flow Readings:

Date Time	Elapsed Time	pH	Temperature	Specific Conductivity	RDO Concentration	Turbidity	ORP	Depth to Water	Flow
		+/- 0.1	+/- 0.5	+/- 5 %	+/- 0.2	+/- 5	+/- 10	+/- 0.3	
2/26/2024 1:20 PM	00:00	4.81 pH	20.39 °C	496.01 µS/cm	2.26 mg/L	12.20 NTU	236.2 mV	28.15 ft	188.00 ml/min
2/26/2024 1:25 PM	05:00	4.57 pH	19.63 °C	504.73 µS/cm	1.16 mg/L	13.70 NTU	297.2 mV	28.20 ft	188.00 ml/min
2/26/2024 1:30 PM	10:00	4.59 pH	19.59 °C	505.11 µS/cm	0.88 mg/L	15.00 NTU	349.3 mV	28.20 ft	188.00 ml/min
2/26/2024 1:35 PM	15:00	4.58 pH	19.75 °C	507.57 µS/cm	0.71 mg/L	9.47 NTU	322.7 mV	28.20 ft	140.00 ml/min
2/26/2024 1:40 PM	20:00	4.58 pH	19.77 °C	507.29 µS/cm	0.61 mg/L	7.65 NTU	334.3 mV	28.20 ft	140.00 ml/min
2/26/2024 1:45 PM	25:00	4.58 pH	19.61 °C	508.39 µS/cm	0.56 mg/L	6.67 NTU	346.6 mV	28.20 ft	140.00 ml/min
2/26/2024 1:50 PM	30:00	4.59 pH	19.72 °C	507.50 µS/cm	0.55 mg/L	5.85 NTU	352.5 mV	28.20 ft	140.00 ml/min
2/26/2024 1:55 PM	35:00	4.60 pH	19.59 °C	508.38 µS/cm	0.54 mg/L	4.21 NTU	452.1 mV	28.20 ft	140.00 ml/min

Samples

Sample ID:	Description:
SCH-SGWC-15	Metals alkalinity chloride sulfide sulfate radium TDS

Low-Flow Test Report:

Test Date / Time: 2/26/2024 11:02:19 AM
Project: SHEW
Operator Name: MW,TJ

Location Name: SHC-SGWC-16 **Well Diameter: 2 in** **Casing Type: PVC-40** **Screen Length: 10 ft** **Top of Screen: 33.3 ft** **Total Depth: 43.3 ft** **Initial Depth to Water: 24.05 ft**	**Pump Type: Dedicated** **Tubing Type: True Poly** **Pump Intake From TOC: 5 ft** **Estimated Total Volume Pumped: 8986.667 ml** **Flow Cell Volume: 90 ml** **Final Flow Rate: 160 ml/min** **Final Draw Down: -23.255 ft**	**Instrument Used: Aqua TROLL 400** **Serial Number: 843593**

Test Notes:
Pre-purged 1 liter

Weather Conditions:
Sunny/Clear

Low-Flow Readings:

Date Time	Elapsed Time	pH	Temperature	Specific Conductivity	RDO Concentration	Turbidity	ORP	Depth to Water	Flow
		+/- 0.1	+/- 0.5	+/- 5 %	+/- 0.2	+/- 5	+/- 10	+/- 0.3	
2/26/2024 11:02 AM	00:00	5.13 pH	21.16 °C	211.08 µS/cm	3.02 mg/L	68.10 NTU	160.8 mV	24.22 ft	160.00 ml/min
2/26/2024 11:07 AM	05:00	5.13 pH	19.37 °C	214.70 µS/cm	2.79 mg/L	42.60 NTU	154.5 mV	24.21 ft	160.00 ml/min
2/26/2024 11:12 AM	10:00	5.12 pH	19.32 °C	221.61 µS/cm	2.79 mg/L	30.80 NTU	165.3 mV	24.21 ft	160.00 ml/min
2/26/2024 11:17 AM	15:00	5.12 pH	19.36 °C	222.83 µS/cm	2.78 mg/L	20.50 NTU	166.2 mV	24.21 ft	160.00 ml/min
2/26/2024 11:22 AM	20:00	5.12 pH	19.42 °C	222.59 µS/cm	2.77 mg/L	15.50 NTU	166.6 mV	24.21 ft	160.00 ml/min
2/26/2024 11:23 AM	21:35	5.12 pH	19.46 °C	223.26 µS/cm	2.76 mg/L	12.10 NTU	154.9 mV	24.21 ft	160.00 ml/min
2/26/2024 11:28 AM	26:35	5.12 pH	19.43 °C	222.70 µS/cm	2.75 mg/L	9.36 NTU	150.4 mV	24.22 ft	160.00 ml/min
2/26/2024 11:30 AM	27:50	5.12 pH	19.50 °C	222.91 µS/cm	2.76 mg/L	9.36 NTU	147.4 mV	24.22 ft	160.00 ml/min
2/26/202 11:35 AM	32:50	5.12 pH	19.60 °C	221.25 µS/cm	2.75 mg/L	8.12 NTU	156.8 mV	24.23 ft	160.00 ml/min
2/26/2024 11:37 AM	34:42	5.12 pH	19.62 °C	222.99 µS/cm	2.75 mg/L	8.12 NTU	148.0 mV	24.22 ft	160.00 ml/min
2/26/2024 11:38 AM	36:10	5.11 pH	19.63 °C	223.61 µS/cm	2.76 mg/L	7.10 NTU	136.4 mV	24.23 ft	160.00 ml/min
2/26/2024 11:43 AM	41:10	5.13 pH	19.53 °C	221.37 µS/cm	2.76 mg/L	5.44 NTU	148.9 mV	24.23 ft	160.00 ml/min
2/26/2024 11:50 AM	46:10	5.13 pH	19.59 °C	221.96 µS/cm	2.76 mg/L	5.20 NTU	143.4 mV	24.19 ft	160.00 ml/min

2/26/2024 11:55 AM	51:10	5.13 pH	19.69 °C	221.79 µS/cm	2.76 mg/L	4.29 NTU	142.4 mV	24.20 ft	160.00 ml/min
2/26/2024 12:00 AM	56:10	5.13 pH	19.77 °C	221.77 µS/cm	2.76 mg/L	4.02 NTU	151.5 mV	24.22 ft	160.00 ml/min

Samples

Sample ID:	Description:
SCH-SGWC-16	Metals alkalinity chloride fluoride sulfate TDS radium sulfide

Created using VuSitu from In-Situ, Inc.

Low-Flow Test Report:

Test Date / Time: 2/26/2024 3:38:48 PM
Project: SHEW (2)
Operator Name: MAW

Location Name: SHC-SGWC-17 **Latitude: 33.07401568631928** **Longitude: -83.80535102457162** **Well Diameter: 2 in** **Casing Type: PVC-40** **Screen Length: 10 ft** **Top of Screen: 14.6 ft** **Total Depth: 24.6 ft**	**Pump Type: Dedicated** **Tubing Type: True Poly** **Pump Intake From TOC: 5 ft** **Estimated Total Volume Pumped: 4800 ml** **Flow Cell Volume: 90 ml** **Final Flow Rate: 170 ml/min**	**Instrument Used: Aqua TROLL 400** **Serial Number: 850735**

Test Notes:

Low-Flow Readings:

Date Time	Elapsed Time	pH	Temperature	Specific Conductivity	RDO Concentration	Turbidity	ORP	Depth to Water	Flow
		+/- 0.1	+/- 0.5	+/- 5 %	+/- 0.2	+/- 5	+/- 10	+/- 0.3	
2/26/2024 3:45 PM	00:00	6.34 pH	20.61 °C	654.05 µS/cm	2.82 mg/L	25.20 NTU	116.2 mV	3.22 ft	140.00 ml/min
2/26/2024 3:50 PM	05:00	6.29 pH	18.36 °C	679.95 µS/cm	0.40 mg/L	13.30 NTU	99.4 mV	3.10 ft	140.00 ml/min
2/26/2024 3:55 PM	10:00	6.28 pH	18.98 °C	674.51 µS/cm	0.31 mg/L	11.50 NTU	108.9 mV	3.10 ft	170.00 ml/min
2/26/2024 4:00 PM	15:00	6.28 pH	18.52 °C	678.62 µS/cm	0.27 mg/L	8.35 NTU	84.9 mV	3.10 ft	170.00 ml/min
2/26/2024 4:05 PM	20:00	6.28 pH	18.71 °C	674.10 µS/cm	0.28 mg/L	7.01 NTU	79.5 mV	3.10 ft	170.00 ml/min
2/26/2024 4:10 PM	25:00	6.28 pH	18.70 °C	673.46 µS/cm	0.27 mg/L	5.34 NTU	75.1 mV	3.10 ft	170.00 ml/min
2/26/2024 4:15 PM	30:00	6.28 pH	18.70 °C	676.88 µS/cm	0.26 mg/L	3.60 NTU	71.5 mV	3.10 ft	170.00 ml/min

Samples

Sample ID:	Description:
SCH-SGWC-17	Metals alkaline chlorine flouride sulfate sulfide TDS radium

Created using VuSitu from In-Situ, Inc.

Low-Flow Test Report:

Test Date / Time: 2/27/2024 1:17:28 PM
Project: Scherer SAGW01 2024 (10)
Operator Name: Mark Mann

Location Name: SCH-SGWC-18 **Latitude: 33.0702289982757** **Longitude: -83.80641876699205** **Well Diameter: 2 in** **Casing Type: PVC** **Screen Length: 10 ft** **Top of Screen: 37.6 ft** **Total Depth: 47.6 ft** **Initial Depth to Water: 42.81 ft**	**Pump Type: Peristaltic** **Tubing Type: LDPE** **Pump Intake From TOC: 45 ft** **Estimated Total Volume Pumped: 11000 ml** **Flow Cell Volume: 90 ml** **Final Flow Rate: 200 ml/min** **Final Draw Down: 0.29 ft**	**Instrument Used: Aqua TROLL 400** **Serial Number: 883553**

Test Notes:

Weather Conditions:
Cloudy

Low-Flow Readings:

Date Time	Elapsed Time	pH	Temperature	Specific Conductivity	RDO Concentration	Turbidity	ORP	Depth to Water	Flow
		+/- 0.1	+/- 0.5	+/- 5 %	+/- 10 %	+/- 5	+/- 10	+/- 0.3	
2/27/2024 1:17 PM	00:00	5.03 pH	20.03 °C	1,839.6 µS/cm	4.98 mg/L	658.00 NTU	154.3 mV	42.81 ft	200.00 ml/min
2/27/2024 1:22 PM	05:00	4.84 pH	20.00 °C	1,844.9 µS/cm	3.43 mg/L	329.00 NTU	202.0 mV	43.09 ft	200.00 ml/min
2/27/2024 1:27 PM	10:00	4.76 pH	19.99 °C	1,844.0 µS/cm	3.26 mg/L	159.00 NTU	208.9 mV	43.08 ft	200.00 ml/min
2/27/2024 1:32 PM	15:00	4.71 pH	19.99 °C	1,845.9 µS/cm	3.02 mg/L	65.20 NTU	208.0 mV	43.08 ft	200.00 ml/min
2/27/2024 1:37 PM	20:00	4.69 pH	19.98 °C	1,841.2 µS/cm	2.92 mg/L	37.30 NTU	177.6 mV	43.10 ft	200.00 ml/min
2/27/2024 1:42 PM	25:00	4.66 pH	19.98 °C	1,841.5 µS/cm	2.84 mg/L	17.50 NTU	166.7 mV	43.14 ft	200.00 ml/min
2/27/2024 1:47 PM	30:00	4.65 pH	19.99 °C	1,839.5 µS/cm	2.76 mg/L	11.70 NTU	164.2 mV	43.09 ft	200.00 ml/min
2/27/2024 1:52 PM	35:00	4.63 pH	19.95 °C	1,839.8 µS/cm	2.74 mg/L	8.28 NTU	158.8 mV	43.13 ft	200.00 ml/min
2/27/2024 1:57 PM	40:00	4.63 pH	20.04 °C	1,840.3 µS/cm	2.73 mg/L	7.26 NTU	155.9 mV	43.12 ft	200.00 ml/min
2/27/2024 2:02 PM	45:00	4.63 pH	20.12 °C	1,841.8 µS/cm	2.69 mg/L	4.98 NTU	151.5 mV	43.09 ft	200.00 ml/min
2/27/2024 2:07 PM	50:00	4.62 pH	20.06 °C	1,839.7 µS/cm	2.74 mg/L	3.33 NTU	150.1 mV	43.09 ft	200.00 ml/min
2/27/2024 2:12 PM	55:00	4.62 pH	19.99 °C	1,838.3 µS/cm	2.71 mg/L	3.02 NTU	149.5 mV	43.10 ft	200.00 ml/min

Samples

Sample ID:	Description:
SCH-SGWC-18	

Low-Flow Test Report:

Test Date / Time: 2/20/2024 12:53:20 PM
Project: Scherer SAGW01 2024
Operator Name: Mark Mann

Location Name: SCH-SGWC-19 **Latitude: 33.067715219252804** **Longitude: -83.80913143054005** **Well Diameter: 2 in** **Casing Type: PVC** **Screen Length: 10 ft** **Top of Screen: 27.4 ft** **Total Depth: 37.4 ft** **Initial Depth to Water: 15.2 ft**	**Pump Type: Dedicated Bladder** **Tubing Type: LDPE** **Pump Intake From TOC: 29 m** **Estimated Total Volume Pumped: 9000 ml** **Flow Cell Volume: 90 ml** **Final Flow Rate: 300 ml/min** **Final Draw Down: 0.66 ft**	**Instrument Used: Aqua TROLL 400** **Serial Number: 883553**

Test Notes:

Weather Conditions:
Clear

Low-Flow Readings:

Date Time	Elapsed Time	pH	Temperature	Specific Conductivity	RDO Concentration	Turbidity	ORP	Depth to Water	Flow
		+/- 0.1	+/- 0.5	+/- 5 %	+/- 10 %	+/- 5	+/- 10	+/- 0.3	
2/20/2024 12:53 PM	00:00	6.28 pH	19.86 °C	627.75 µS/cm	4.05 mg/L	7.17 NTU	64.7 mV	15.20 ft	300.00 ml/min
2/20/2024 12:58 PM	05:00	5.80 pH	19.59 °C	633.04 µS/cm	3.45 mg/L	7.48 NTU	80.9 mV	16.22 ft	300.00 ml/min
2/20/2024 1:03 PM	10:00	5.74 pH	19.35 °C	629.60 µS/cm	3.25 mg/L	4.18 NTU	112.4 mV	15.89 ft	300.00 ml/min
2/20/2024 1:08 PM	15:00	5.67 pH	19.18 °C	628.90 µS/cm	3.38 mg/L	2.54 NTU	73.5 mV	15.84 ft	300.00 ml/min
2/20/2024 1:13 PM	20:00	5.64 pH	19.14 °C	608.71 µS/cm	2.93 mg/L	1.95 NTU	110.1 mV	15.83 ft	300.00 ml/min
2/20/2024 1:18 PM	25:00	5.63 pH	19.10 °C	627.48 µS/cm	3.06 mg/L	1.47 NTU	109.4 mV	15.86 ft	300.00 ml/min
2/20/2024 1:23 PM	30:00	5.61 pH	19.12 °C	627.98 µS/cm	2.88 mg/L	1.66 NTU	71.5 mV	15.86 ft	300.00 ml/min

Samples

Sample ID:	Description:
SCH-SGWC-19	Fe2+: 0.0

Low-Flow Test Report:

Test Date / Time: 2/26/2024 3:38:04 PM
Project: Scherer SAE (11)
Operator Name: T Johnson

Location Name: SCH-SGWC-20 **Well Diameter: 2 in** **Casing Type: PVC** **Screen Length: 10 ft** **Top of Screen: 17.9 ft** **Total Depth: 27.9 ft** **Initial Depth to Water: 13.35 ft**	**Pump Type: Dedicated** **Tubing Type: True poly** **Pump Intake From TOC: 22.5 ft** **Estimated Total Volume Pumped: 7000 ml** **Flow Cell Volume: 90 ml** **Final Flow Rate: 200 ml/min** **Final Draw Down: 1.2 ft**	**Instrument Used: Aqua TROLL 400** **Serial Number: 843593**

Test Notes:
Pre purged 2 L

Low-Flow Readings:

Date Time	Elapsed Time	pH	Temperature	Specific Conductivity	RDO Concentration	Turbidity	ORP	Depth to Water	Flow
		+/- 0.1	+/- 0.5	+/- 5 %	+/- 0.2	+/- 5	+/- 10	+/- 0.3	
2/26/2024 3:38 PM	00:00	4.08 pH	20.04 °C	674.59 µS/cm	1.44 mg/L	0.32 NTU	217.0 mV	14.36 ft	200.00 ml/min
2/26/2024 3:43 PM	05:00	4.08 pH	19.99 °C	681.66 µS/cm	1.38 mg/L	0.19 NTU	213.2 mV	14.41 ft	200.00 ml/min
2/26/2024 3:48 PM	10:00	4.09 pH	20.00 °C	681.50 µS/cm	1.23 mg/L	0.18 NTU	238.1 mV	14.41 ft	200.00 ml/min
2/26/2024 3:53 PM	15:00	4.10 pH	19.99 °C	676.45 µS/cm	1.05 mg/L	0.19 NTU	223.0 mV	14.46 ft	200.00 ml/min
2/26/2024 3:58 PM	20:00	4.11 pH	19.97 °C	667.52 µS/cm	0.89 mg/L	0.39 NTU	255.0 mV	14.49 ft	200.00 ml/min
2/26/2024 4:03 PM	25:00	4.13 pH	19.95 °C	659.92 µS/cm	0.72 mg/L	0.16 NTU	270.8 mV	14.50 ft	200.00 ml/min
2/26/2024 4:08 PM	30:00	4.14 pH	19.95 °C	653.37 µS/cm	0.61 mg/L	0.18 NTU	286.6 mV	14.55 ft	200.00 ml/min
2/26/2024 4:13 PM	35:00	4.15 pH	19.96 °C	647.79 µS/cm	0.54 mg/L	0.18 NTU	302.6 mV	14.55 ft	200.00 ml/min

Samples

Sample ID:	Description:
SCH-SGWC-20	Metals, alkalinity, sulfide, chloride, fluoride, sulfate, TDS, radium

Low-Flow Test Report:

Test Date / Time: 2/27/2024 3:06:29 PM
Project: Scherer SAGW01 2024 (11)
Operator Name: Mark Mann

Location Name: SCH-SGWC-21 **Latitude: 33.066067714275** **Longitude: -83.81542540163157** **Well Diameter: 2 in** **Casing Type: PVC** **Screen Length: 10 ft** **Top of Screen: 17.79 ft** **Total Depth: 27.79 ft** **Initial Depth to Water: 0.48 ft**	**Pump Type: Bladder** **Tubing Type: LDPE** **Pump Intake From TOC: 19.39 ft** **Estimated Total Volume Pumped: 7500 ml** **Flow Cell Volume: 90 ml** **Final Flow Rate: 300 ml/min** **Final Draw Down: 0.14 ft**	**Instrument Used: Aqua TROLL 400** **Serial Number: 883553**

Test Notes:

Low-Flow Readings:

Date Time	Elapsed Time	pH	Temperature	Specific Conductivity	RDO Concentration	Turbidity	ORP	Depth to Water	Flow
		+/- 0.1	+/- 0.5	+/- 5 %	+/- 10 %	+/- 5	+/- 10	+/- 0.3	
2/27/2024 3:06 PM	00:00	6.23 pH	18.52 °C	590.79 µS/cm	1.67 mg/L	3.98 NTU	64.8 mV	0.48 ft	300.00 ml/min
2/27/2024 3:11 PM	05:00	6.27 pH	18.56 °C	628.01 µS/cm	0.61 mg/L	1.76 NTU	66.8 mV	0.61 ft	300.00 ml/min
2/27/2024 3:16 PM	10:00	6.29 pH	18.58 °C	599.49 µS/cm	0.72 mg/L	1.49 NTU	64.4 mV	0.67 ft	300.00 ml/min
2/27/2024 3:21 PM	15:00	6.28 pH	18.63 °C	602.04 µS/cm	0.57 mg/L	2.44 NTU	62.8 mV	0.65 ft	300.00 ml/min
2/27/2024 3:26 PM	20:00	6.29 pH	18.63 °C	596.95 µS/cm	0.50 mg/L	1.71 NTU	66.0 mV	0.66 ft	300.00 ml/min
2/27/2024 3:31 PM	25:00	6.29 pH	18.70 °C	580.87 µS/cm	0.68 mg/L	1.44 NTU	60.9 mV	0.62 ft	300.00 ml/min

Samples

Sample ID:	Description:
SCH-SGWC-21	

Low-Flow Test Report:

Test Date / Time: 2/21/2024 12:11:24 PM
Project: Plant Scherer (16)
Operator Name: Tiffany Messier

Location Name: SCH-SGWC-22 **Latitude: 33.06881733362931** **Longitude: -83.82061234396458** **Well Diameter: 2 in** **Casing Type: PVC** **Screen Length: 10 ft** **Top of Screen: 42.6 ft** **Total Depth: 52.6 ft** **Initial Depth to Water: 23.71 ft**	**Pump Type: Dedicated** **Tubing Type: LDPE** **Pump Intake From TOC: 44.2 ft** **Estimated Total Volume Pumped: 9000 ml** **Flow Cell Volume: 90 ml** **Final Flow Rate: 150 ml/min** **Final Draw Down: 3.14 ft**	**Instrument Used: Aqua TROLL 400** **Serial Number: 980712**

Test Notes:

Weather Conditions:
Clear 58

Low-Flow Readings:

Date Time	Elapsed Time	pH	Temperature	Specific Conductivity	RDO Concentration	Turbidity	ORP	Depth to Water	Flow
		+/- 0.1	+/- 0.5	+/- 5 %	+/- 10 %	+/- 5	+/- 10	+/- 0.3	
2/21/2024 12:15 PM	00:00	7.14 pH	22.97 °C	340.72 µS/cm	8.47 mg/L	4.47 NTU	96.8 mV	23.71 ft	150.00 ml/min
2/21/2024 12:20 PM	05:00	5.66 pH	19.86 °C	347.11 µS/cm	0.73 mg/L	112.00 NTU	70.7 mV	27.60 ft	150.00 ml/min
2/21/2024 12:25 PM	10:00	5.66 pH	20.14 °C	343.92 µS/cm	0.17 mg/L	73.20 NTU	82.2 mV	27.25 ft	150.00 ml/min
2/21/2024 12:30 PM	15:00	5.68 pH	20.12 °C	352.32 µS/cm	0.14 mg/L	42.40 NTU	74.6 mV	27.20 ft	150.00 ml/min
2/21/2024 12:35 PM	20:00	5.69 pH	20.12 °C	355.85 µS/cm	0.15 mg/L	27.80 NTU	74.9 mV	27.20 ft	150.00 ml/min
2/21/2024 12:40 PM	25:00	5.69 pH	20.09 °C	358.84 µS/cm	0.15 mg/L	20.80 NTU	75.5 mV	27.10 ft	150.00 ml/min
2/21/2024 12:45 PM	30:00	5.70 pH	20.29 °C	360.12 µS/cm	0.16 mg/L	13.40 NTU	76.9 mV	27.00 ft	150.00 ml/min
2/21/2024 12:50 PM	35:00	5.70 pH	20.21 °C	363.36 µS/cm	0.15 mg/L	11.70 NTU	89.5 mV	26.88 ft	150.00 ml/min
2/21/2024 12:55 PM	40:00	5.70 pH	20.29 °C	364.48 µS/cm	0.16 mg/L	8.77 NTU	94.1 mV	26.82 ft	150.00 ml/min
2/21/2024 1:00 PM	45:00	5.70 pH	20.13 °C	364.70 µS/cm	0.17 mg/L	6.35 NTU	87.0 mV	26.85 ft	150.00 ml/min
2/21/2024 1:05 PM	50:00	5.71 pH	20.03 °C	365.86 µS/cm	0.18 mg/L	5.27 NTU	89.9 mV	26.85 ft	150.00 ml/min
2/21/2024 1:10 PM	55:00	5.71 pH	19.87 °C	367.49 µS/cm	0.18 mg/L	3.88 NTU	108.8 mV	26.85 ft	150.00 ml/min
2/21/2024 1:15 PM	01:00:00	5.71 pH	19.86 °C	369.19 µS/cm	0.17 mg/L	2.45 NTU	96.9 mV	26.85 ft	150.00 ml/min

Samples

Sample ID:	Description:
SCH-SGWC-22	Extra RADS

Created using VuSitu from In-Situ, Inc.

Low-Flow Test Report:

Test Date / Time: 2/21/2024 10:44:43 AM
Project: Plant Scherer (15)
Operator Name: Tiffany Messier

Location Name: SCH-SGWC-23 **Latitude: 33.068627511214224** **Longitude: -83.82063005925559** **Well Diameter: 2 in** **Casing Type: PVC** **Screen Length: 10 ft** **Top of Screen: 42.6 ft** **Total Depth: 52.6 ft** **Initial Depth to Water: 32.49 ft**	**Pump Type: Dedicated** **Tubing Type: LDPE** **Pump Intake From TOC: 44.25 ft** **Estimated Total Volume Pumped: 5693.333 ml** **Flow Cell Volume: 90 ml** **Final Flow Rate: 200 ml/min** **Final Draw Down: 0.16 ft**	**Instrument Used: Aqua TROLL 400** **Serial Number: 980712**

Test Notes:

Weather Conditions:
Clear 51

Low-Flow Readings:

Date Time	Elapsed Time	pH	Temperature	Specific Conductivity	RDO Concentration	Turbidity	ORP	Depth to Water	Flow
		+/- 0.1	+/- 0.5	+/- 5 %	+/- 10 %	+/- 5	+/- 10	+/- 0.3	
2/21/2024 10:45 AM	00:00	6.08 pH	18.25 °C	305.58 µS/cm	3.23 mg/L	1.11 NTU	92.5 mV	32.49 ft	200.00 ml/min
2/21/2024 10:50 AM	05:00	6.03 pH	18.25 °C	311.56 µS/cm	1.96 mg/L	1.16 NTU	84.9 mV	32.62 ft	200.00 ml/min
2/21/2024 10:55 AM	10:00	6.02 pH	18.29 °C	312.49 µS/cm	1.63 mg/L	0.74 NTU	95.9 mV	32.65 ft	200.00 ml/min
2/21/2024 11:00 AM	15:00	6.02 pH	18.38 °C	311.61 µS/cm	1.62 mg/L	0.40 NTU	80.4 mV	32.60 ft	200.00 ml/min
2/21/2024 11:05 AM	20:00	6.03 pH	18.39 °C	307.38 µS/cm	1.73 mg/L	0.44 NTU	92.8 mV	32.65 ft	200.00 ml/min
2/21/2024 11:10 AM	25:00	6.03 pH	18.44 °C	303.89 µS/cm	1.86 mg/L	0.30 NTU	79.4 mV	32.65 ft	200.00 ml/min
2/21/2024 11:15 AM	28:28	6.02 pH	18.45 °C	302.36 µS/cm	1.92 mg/L	0.26 NTU	73.9 mV	32.65 ft	200.00 ml/min

Samples

Sample ID:	Description:
SCH-SHWC-23	

Low-Flow Test Report:

Test Date / Time: 2/21/2024 8:31:45 AM
Project: Plant Scherer (14)
Operator Name: Tiffany Messier

Location Name: SCH-SGWA-24 **Latitude: 33.0607719422992** **Longitude: -83.81041855395804** **Well Diameter: 2 in** **Casing Type: PVC** **Screen Length: 10 ft** **Top of Screen: 34.9 ft** **Total Depth: 42.9 ft** **Initial Depth to Water: 14 ft**	**Pump Type: Dedicated** **Tubing Type: LDPE** **Pump Intake From TOC: 34.8 ft** **Estimated Total Volume Pumped: 8500 ml** **Flow Cell Volume: 90 ml** **Final Flow Rate: 100 ml/min** **Final Draw Down: 1.3 ft**	**Instrument Used: Aqua TROLL 400** **Serial Number: 980712**

Test Notes:

Weather Conditions:
Clear 34

Low-Flow Readings:

Date Time	Elapsed Time	pH	Temperature	Specific Conductivity	RDO Concentration	Turbidity	ORP	Depth to Water	Flow
		+/- 0.1	+/- 0.5	+/- 5 %	+/- 10 %	+/- 5	+/- 10	+/- 0.3	
2/21/2024 8:35 AM	00:00	6.29 pH	17.35 °C	170.14 µS/cm	0.94 mg/L	97.60 NTU	69.4 mV	14.00 ft	100.00 ml/min
2/21/2024 8:40 AM	05:00	6.32 pH	14.66 °C	165.87 µS/cm	0.91 mg/L	82.50 NTU	68.2 mV	14.40 ft	100.00 ml/min
2/21/2024 8:45 AM	10:00	6.33 pH	13.53 °C	169.43 µS/cm	0.95 mg/L	37.90 NTU	67.1 mV	14.20 ft	100.00 ml/min
2/21/2024 8:50 AM	15:00	6.33 pH	13.28 °C	170.77 µS/cm	0.97 mg/L	49.40 NTU	66.3 mV	14.19 ft	100.00 ml/min
2/21/2024 8:55 AM	20:00	6.34 pH	12.80 °C	168.16 µS/cm	0.95 mg/L	63.00 NTU	66.2 mV	14.19 ft	100.00 ml/min
2/21/2024 9:00 AM	25:00	6.28 pH	16.55 °C	174.07 µS/cm	1.13 mg/L	57.70 NTU	65.5 mV	14.19 ft	100.00 ml/min
2/21/2024 9:05 AM	30:00	6.28 pH	17.49 °C	170.15 µS/cm	0.90 mg/L	25.20 NTU	74.9 mV	15.30 ft	100.00 ml/min
2/21/2024 9:10 AM	35:00	6.29 pH	17.53 °C	171.10 µS/cm	0.86 mg/L	19.70 NTU	75.1 mV	15.25 ft	100.00 ml/min
2/21/2024 9:15 AM	40:00	6.30 pH	17.67 °C	170.96 µS/cm	0.85 mg/L	18.20 NTU	65.1 mV	15.30 ft	100.00 ml/min
2/21/2024 9:20 AM	45:00	6.31 pH	17.62 °C	170.61 µS/cm	0.85 mg/L	12.40 NTU	64.7 mV	15.40 ft	100.00 ml/min
2/21/2024 9:25 AM	50:00	6.31 pH	17.77 °C	170.38 µS/cm	0.83 mg/L	13.20 NTU	64.4 mV	15.40 ft	100.00 ml/min
2/21/2024 9:30 AM	55:00	6.29 pH	17.94 °C	170.29 µS/cm	0.81 mg/L	8.85 NTU	76.0 mV	15.30 ft	100.00 ml/min
2/21/2024 9:35 AM	01:00:00	6.28 pH	18.03 °C	169.35 µS/cm	0.80 mg/L	8.29 NTU	66.1 mV	15.30 ft	100.00 ml/min

2/21/2024 9:40 AM	01:05:00	6.29 pH	18.10 °C	169.06 µS/cm	0.83 mg/L	6.51 NTU	65.8 mV	15.30 ft	100.00 ml/min
2/21/2024 9:45 AM	01:10:00	6.30 pH	17.91 °C	170.79 µS/cm	0.83 mg/L	5.85 NTU	75.7 mV	15.30 ft	100.00 ml/min
2/21/2024 9:50 AM	01:15:00	6.31 pH	17.91 °C	170.57 µS/cm	0.82 mg/L	5.64 NTU	76.3 mV	15.30 ft	100.00 ml/min
2/21/2024 9:55 AM	01:20:00	6.31 pH	18.37 °C	169.41 µS/cm	0.84 mg/L	5.08 NTU	76.8 mV	15.30 ft	100.00 ml/min
2/21/2024 10:00 AM	01:25:00	6.31 pH	18.52 °C	169.27 µS/cm	0.83 mg/L	4.15 NTU	77.6 mV	15.30 ft	100.00 ml/min

Samples

Sample ID:	Description:
SCH-SHWA-24	

Low-Flow Test Report:

Test Date / Time: 2/27/2024 8:54:05 AM
Project: SHEW (3)
Operator Name: MAW

Location Name: SCH-SGWA-25 **Latitude: 33.080184683234506** **Longitude: -83.82625339560566** **Well Diameter: 2 in** **Casing Type: PVC-40** **Screen Length: 10 ft** **Top of Screen: 38 ft** **Total Depth: 48 ft**	**Pump Type: Dedicated** **Tubing Type: True Poly** **Pump Intake From TOC: 5 ft** **Estimated Total Volume Pumped: 5600 ml** **Flow Cell Volume: 90 ml** **Final Flow Rate: 160 ml/min**	**Instrument Used: Aqua TROLL 400** **Serial Number: 850735**

Test Notes:

Weather Conditions:
Overcast

Low-Flow Readings:

Date Time	Elapsed Time	pH	Temperature	Specific Conductivity	RDO Concentration	Turbidity	ORP	Depth to Water	Flow
		+/- 0.1	+/- 0.5	+/- 5 %	+/- 0.2	+/- 5	+/- 10	+/- 0.3	
2/27/2024 8:55 AM	00:00	7.09 pH	17.85 °C	12.11 µS/cm	9.40 mg/L	15.80 NTU	195.1 mV	26.82 ft	160.00 ml/min
2/27/2024 9:00 AM	05:00	6.93 pH	17.76 °C	12.02 µS/cm	9.26 mg/L	14.20 NTU	194.8 mV	26.85 ft	160.00 ml/min
2/27/2024 9:05 AM	10:00	6.86 pH	17.82 °C	11.45 µS/cm	9.03 mg/L	9.73 NTU	190.1 mV	26.85 ft	160.00 ml/min
2/27/2024 9:10 AM	15:00	6.77 pH	17.81 °C	11.26 µS/cm	8.85 mg/L	5.59 NTU	208.2 mV	26.85 ft	160.00 ml/min
2/27/2024 9:15 AM	20:00	6.73 pH	17.80 °C	11.20 µS/cm	8.67 mg/L	4.04 NTU	207.7 mV	26.85 ft	160.00 ml/min
2/27/2024 9:20 AM	25:00	6.71 pH	17.81 °C	11.16 µS/cm	8.52 mg/L	2.95 NTU	207.2 mV	26.85 ft	160.00 ml/min
2/27/2024 9:25 AM	30:00	6.70 pH	17.86 °C	11.11 µS/cm	8.36 mg/L	2.66 NTU	206.7 mV	26.85 ft	160.00 ml/min
2/27/2024 9:30 AM	35:00	6.70 pH	17.90 °C	11.06 µS/cm	8.22 mg/L	2.30 NTU	203.1 mV	26.85 ft	160.00 ml/min

Samples

Sample ID:	Description:
SCH-SGWA-25	Metals alkaline TDS chloride flouride sulfate sulfide radium

Low-Flow Test Report:

Test Date / Time: 2/21/2024 12:30:30 PM
Project: Scherer SAGW01 2024
Operator Name: Mark Mann

Location Name: SCH-PZ-13S **Latitude: 33.084085698478795** **Longitude: -83.81522911148089** **Well Diameter: 2 in** **Casing Type: PVC** **Screen Length: 31.97 ft** **Top of Screen: 38.1 ft** **Total Depth: 48.1 ft** **Initial Depth to Water: 31.97 ft**	**Pump Type: Bladder** **Tubing Type: LDPE** **Pump Intake From TOC: 43.1 ft** **Estimated Total Volume Pumped: 6333.333 ml** **Flow Cell Volume: 90 ml** **Final Flow Rate: 200 ml/min** **Final Draw Down: 0.18 ft**	**Instrument Used: Aqua TROLL 400** **Serial Number: 883553**

Test Notes:

Weather Conditions:
Sunny

Low-Flow Readings:

Date Time	Elapsed Time	pH	Temperature	Specific Conductivity	RDO Concentration	Turbidity	ORP	Depth to Water	Flow
		+/- 0.1	+/- 0.5	+/- 5 %	+/- 10 %	+/- 5	+/- 10	+/- 0.3	
2/21/2024 12:30 PM	00:00	5.40 pH	20.62 °C	63.92 µS/cm	3.31 mg/L	3.62 NTU	55.2 mV	31.97 ft	200.00 ml/min
2/21/2024 12:35 PM	05:00	5.17 pH	18.04 °C	65.96 µS/cm	1.85 mg/L	6.08 NTU	93.1 mV	32.19 ft	200.00 ml/min
2/21/2024 12:37 PM	06:40	5.15 pH	17.99 °C	66.06 µS/cm	1.54 mg/L	4.06 NTU	120.2 mV	32.18 ft	200.00 ml/min
2/21/2024 12:42 PM	11:40	5.13 pH	17.85 °C	66.17 µS/cm	1.32 mg/L	5.91 NTU	90.9 mV	32.16 ft	200.00 ml/min
2/21/2024 12:47 PM	16:40	5.13 pH	17.82 °C	58.51 µS/cm	1.00 mg/L	4.91 NTU	116.6 mV	32.16 ft	200.00 ml/min
2/21/2024 12:52 PM	21:40	5.13 pH	17.80 °C	67.05 µS/cm	1.13 mg/L	4.18 NTU	89.1 mV	32.15 ft	200.00 ml/min
2/21/2024 12:57 PM	26:40	5.14 pH	17.85 °C	66.61 µS/cm	1.16 mg/L	2.54 NTU	84.9 mV	32.17 ft	200.00 ml/min
2/21/2024 1:02 PM	31:40	5.14 pH	17.80 °C	66.77 µS/cm	0.98 mg/L	2.42 NTU	85.9 mV	32.15 ft	200.00 ml/min

Samples

Sample ID:	Description:
SCH-PZ-13S	Fe2= 0.0
SCH-AP1-FD-3	

Low-Flow Test Report:

Test Date / Time: 2/28/2024 12:11:06 PM
Project: SCHERER SAGW 1 (16)
Operator Name: P Wahl

Location Name: SCH-PZ-14S **Well Diameter: 2 in** **Casing Type: PVC** **Screen Length: 10 ft** **Top of Screen: 38.25 ft** **Total Depth: 48.25 ft** **Initial Depth to Water: 26.18 ft**	**Pump Type: Dedicated Bladder** **Tubing Type: LDPE** **Pump Intake From TOC: 43 ft** **Estimated Total Volume Pumped: 6000 ml** **Flow Cell Volume: 90 ml** **Final Flow Rate: 200 ml/min** **Final Draw Down: 0.01 ft**	**Instrument Used: Aqua TROLL 400** **Serial Number: 1080297**

Test Notes:

Low-Flow Readings:

Date Time	Elapsed Time	pH	Temperature	Specific Conductivity	RDO Concentration	Turbidity	ORP	Depth to Water	Flow
		+/- 0.1	+/- 0.5	+/- 5 %	+/- 10 %	+/- 10	+/- 10	+/- 0.3	
2/28/2024 12:11 PM	00:00	5.57 pH	21.50 °C	61.92 µS/cm	3.97 mg/L	0.62 NTU	45.1 mV	26.18 ft	200.00 ml/min
2/28/2024 12:16 PM	05:00	5.46 pH	19.70 °C	59.36 µS/cm	0.42 mg/L	6.97 NTU	23.3 mV	26.18 ft	200.00 ml/min
2/28/2024 12:21 PM	10:00	5.40 pH	19.37 °C	56.12 µS/cm	0.65 mg/L	8.52 NTU	24.6 mV	26.18 ft	200.00 ml/min
2/28/2024 12:26 PM	15:00	5.41 pH	19.28 °C	56.07 µS/cm	0.60 mg/L	7.56 NTU	24.9 mV	26.19 ft	200.00 ml/min
2/28/2024 12:31 PM	20:00	5.40 pH	19.35 °C	56.58 µS/cm	0.31 mg/L	3.99 NTU	23.6 mV	26.19 ft	200.00 ml/min
2/28/2024 12:36 PM	25:00	5.40 pH	19.31 °C	56.30 µS/cm	0.25 mg/L	3.98 NTU	23.2 mV	26.19 ft	200.00 ml/min
2/28/2024 12:41 PM	30:00	5.40 pH	19.29 °C	56.32 µS/cm	0.24 mg/L	3.01 NTU	23.5 mV	26.19 ft	200.00 ml/min

Samples

Sample ID:	Description:
SCH-PZ-14S	

Created using VuSitu from In-Situ, Inc.

Low-Flow Test Report:

Test Date / Time: 2/26/2024 1:51:54 PM
Project: Scherer SAE (10)
Operator Name: T Johnson

Location Name: SCH-PZ-17 I **Well Diameter: 2 in** **Casing Type: PVC** **Screen Length: 10 ft** **Top of Screen: 90 ft** **Total Depth: 100.35 ft** **Initial Depth to Water: 28.04 ft**	**Pump Type: Dedicated** **Tubing Type: True poly** **Pump Intake From TOC: 95 ft** **Estimated Total Volume Pumped: 3600 ml** **Flow Cell Volume: 90 ml** **Final Flow Rate: 180 ml/min** **Final Draw Down: 1.34 ft**	**Instrument Used: Aqua TROLL 400** **Serial Number: 843593**

Test Notes:
Pre purged 1L

Low-Flow Readings:

Date Time	Elapsed Time	pH	Temperature	Specific Conductivity	RDO Concentration	Turbidity	ORP	Depth to Water	Flow
		+/- 0.1	+/- 0.5	+/- 5 %	+/- 0.2	+/- 5	+/- 10	+/- 0.3	
2/26/2024 1:51 PM	00:00	6.93 pH	20.04 °C	361.84 µS/cm	0.22 mg/L	1.74 NTU	46.3 mV	29.07 ft	180.00 ml/min
2/26/2024 1:56 PM	05:00	6.91 pH	19.73 °C	365.15 µS/cm	0.16 mg/L	0.60 NTU	47.1 mV	29.30 ft	180.00 ml/min
2/26/2024 2:01 PM	10:00	6.91 pH	19.64 °C	364.21 µS/cm	0.16 mg/L	0.43 NTU	50.4 mV	29.38 ft	180.00 ml/min
2/26/2024 2:06 PM	15:00	6.91 pH	19.76 °C	364.78 µS/cm	0.15 mg/L	0.26 NTU	48.5 mV	29.38 ft	180.00 ml/min
2/26/2024 2:11 PM	20:00	6.90 pH	19.59 °C	364.25 µS/cm	0.16 mg/L	0.24 NTU	51.9 mV	29.38 ft	180.00 ml/min

Samples

Sample ID:	Description:
SCH-PZ-17I	Metals, Alkalinity, chloride, fluoride, sulfate, sulfide, radium, TDS

Low-Flow Test Report:

Test Date / Time: 2/27/2024 2:14:41 PM
Project: SHEW (5)
Operator Name: MAW

Location Name: SCH-PZ-39S **Latitude: 33.0791161582182** **Longitude: -83.80467049785312** **Well Diameter: 2 cm** **Casing Type: PVC-40** **Screen Length: 10 ft** **Top of Screen: 70.38 ft** **Total Depth: 80.38 ft** **Initial Depth to Water: 35.5 m**	**Pump Type: Dedicated** **Tubing Type: True Poly** **Pump Intake From TOC: 5 ft** **Estimated Total Volume Pumped: 4900 ml** **Flow Cell Volume: 90 ml** **Final Flow Rate: 140 ml/min** **Final Draw Down: -24.405 m**	**Instrument Used: Aqua TROLL 400** **Serial Number: 850735**

Test Notes:

Weather Conditions:
Overcast/Windy

Low-Flow Readings:

Date Time	Elapsed Time	pH	Temperature	Specific Conductivity	RDO Concentration	Turbidity	ORP	Depth to Water	Flow
		+/- 0.1	+/- 0.5	+/- 5 %	+/- 0.2	+/- 5	+/- 10	+/- 0.3	
2/27/2024 2:15 PM	00:00	6.33 pH	18.61 °C	231.80 µS/cm	1.55 mg/L	0.82 NTU	63.4 mV	36.70 ft	140.00 ml/min
2/27/2024 2:20 PM	05:00	6.43 pH	18.79 °C	229.93 µS/cm	1.51 mg/L	0.50 NTU	55.6 mV	36.40 ft	140.00 ml/min
2/27/2024 2:25 PM	10:00	6.46 pH	18.70 °C	228.14 µS/cm	0.92 mg/L	0.35 NTU	61.8 mV	36.40 ft	140.00 ml/min
2/27/2024 2:30 PM	15:00	6.47 pH	18.66 °C	228.02 µS/cm	0.99 mg/L	0.41 NTU	48.5 mV	36.43 ft	140.00 ml/min
2/27/2024 2:35 PM	20:00	6.49 pH	18.66 °C	150.02 µS/cm	1.10 mg/L	0.37 NTU	53.3 mV	36.40 ft	140.00 ml/min
2/27/2024 2:40 PM	25:00	6.51 pH	18.72 °C	228.26 µS/cm	0.97 mg/L	0.71 NTU	51.2 mV	36.40 ft	140.00 ml/min
2/27/2024 2:45 PM	30:00	6.53 pH	18.74 °C	228.90 µS/cm	0.99 mg/L	0.37 NTU	41.4 mV	36.40 ft	140.00 ml/min
2/27/2024 2:50 PM	35:00	6.54 pH	18.92 °C	230.06 µS/cm	1.02 mg/L	0.27 NTU	45.6 mV	36.40 ft	140.00 ml/min

Samples

Sample ID:	Description:
SCH-PZ-39S	Metals alkaline flouride chlorine sulfate sulfide TDS Radium

Low-Flow Test Report:

Test Date / Time: 2/27/2024 2:43:47 PM
Project: SCHERER SAGW 1 (13)
Operator Name: P Wahl

Location Name: SCH-PZ-40I **Well Diameter: 2 in** **Casing Type: PVC** **Screen Length: 10 ft** **Top of Screen: 75.93 ft** **Total Depth: 85.93 ft** **Initial Depth to Water: 41.33 ft**	**Pump Type: Dedicated Bladder** **Tubing Type: LDPE** **Pump Intake From TOC: 80 ft** **Estimated Total Volume Pumped: 5000 ml** **Flow Cell Volume: 90 ml** **Final Flow Rate: 200 ml/min** **Final Draw Down: 2.42 ft**	**Instrument Used: Aqua TROLL 400** **Serial Number: 1080297**

Test Notes:

Low-Flow Readings:

Date Time	Elapsed Time	pH	Temperature	Specific Conductivity	RDO Concentration	Turbidity	ORP	Depth to Water	Flow
		+/- 0.1	+/- 0.5	+/- 5 %	+/- 10 %	+/- 10	+/- 10	+/- 0.3	
2/27/2024 2:43 PM	00:00	7.30 pH	21.62 °C	466.85 µS/cm	2.31 mg/L	1.44 NTU	-76.9 mV	41.33 ft	200.00 ml/min
2/27/2024 2:48 PM	05:00	6.51 pH	20.05 °C	1,256.8 µS/cm	0.33 mg/L	5.04 NTU	-22.8 mV	42.74 ft	200.00 ml/min
2/27/2024 2:53 PM	10:00	6.32 pH	20.03 °C	1,293.8 µS/cm	0.20 mg/L	1.70 NTU	-25.4 mV	43.50 ft	200.00 ml/min
2/27/2024 2:58 PM	15:00	6.24 pH	19.99 °C	1,317.3 µS/cm	0.18 mg/L	1.37 NTU	-13.4 mV	43.64 ft	200.00 ml/min
2/27/2024 3:03 PM	20:00	6.20 pH	20.22 °C	1,333.8 µS/cm	0.16 mg/L	1.26 NTU	-10.6 mV	43.83 ft	200.00 ml/min
2/27/2024 3:08 PM	25:00	6.22 pH	20.11 °C	1,340.7 µS/cm	0.16 mg/L	1.09 NTU	-9.6 mV	43.75 ft	200.00 ml/min

Samples

Sample ID:	Description:
SCH-PZ-40I	

Created using VuSitu from In-Situ, Inc.

Low-Flow Test Report:

Test Date / Time: 2/27/2024 9:05:58 AM
Project: Scherer SAE (12)
Operator Name: T Johnson

Location Name: SCH-PZ-41S **Well Diameter: 2 in** **Casing Type: PVC** **Screen Length: 10 ft** **Top of Screen: 37.42 ft** **Total Depth: 47.42 ft** **Initial Depth to Water: 32.41 ft**	**Pump Type: Dedicated** **Tubing Type: True poly** **Pump Intake From TOC: 42 ft** **Estimated Total Volume Pumped: 4800 ml** **Flow Cell Volume: 90 ml** **Final Flow Rate: 160 ml/min** **Final Draw Down: 1.19 ft**	**Instrument Used: Aqua TROLL 400** **Serial Number: 843593**

Test Notes:

Weather Conditions:
Cloudy

Low-Flow Readings:

Date Time	Elapsed Time	pH	Temperature	Specific Conductivity	RDO Concentration	Turbidity	ORP	Depth to Water	Flow
		+/- 0.1	+/- 0.5	+/- 5 %	+/- 0.2	+/- 5	+/- 10	+/- 0.3	
2/27/2024 9:07 AM	00:00	6.70 pH	17.99 °C	1,194.1 µS/cm	3.28 mg/L	0.64 NTU	119.1 mV	33.40 ft	160.00 ml/min
2/27/2024 9:12 AM	05:00	6.34 pH	18.08 °C	1,286.4 µS/cm	2.17 mg/L	0.53 NTU	110.1 mV	33.55 ft	160.00 ml/min
2/27/2024 9:17 AM	10:00	6.17 pH	18.13 °C	1,305.4 µS/cm	1.72 mg/L	0.66 NTU	124.9 mV	33.63 ft	160.00 ml/min
2/27/2024 9:22 AM	15:00	6.09 pH	18.09 °C	1,313.1 µS/cm	1.42 mg/L	0.43 NTU	122.9 mV	33.60 ft	160.00 ml/min
2/27/2024 9:27 AM	20:00	6.04 pH	18.08 °C	1,318.5 µS/cm	1.22 mg/L	0.33 NTU	120.2 mV	33.60 ft	160.00 ml/min
2/27/2024 9:32 AM	25:00	6.03 pH	18.12 °C	1,321.3 µS/cm	1.16 mg/L	0.50 NTU	118.2 mV	33.60 ft	160.00 ml/min
2/27/2024 9:37 AM	30:00	6.02 pH	18.12 °C	1,316.9 µS/cm	1.15 mg/L	0.39 NTU	100.7 mV	33.60 ft	160.00 ml/min

Samples

Sample ID:	Description:
SCH-PZ-41S	Metals, alkalinity, chloride, fluoride, sulfate, sulfide, TDS, radium

Low-Flow Test Report:

Test Date / Time: 2/27/2024 11:43:04 AM
Project: Scherer SAE (13)
Operator Name: T Johnson

Location Name: SCH-PZ-42I **Well Diameter: 2 in** **Casing Type: PVC** **Screen Length: 10 ft** **Top of Screen: 87.46 ft** **Total Depth: 97.46 ft** **Initial Depth to Water: 10.1 ft**	**Pump Type: Dedicated** **Tubing Type: True poly** **Pump Intake From TOC: 93 ft** **Estimated Total Volume Pumped: 19403.334 ml** **Flow Cell Volume: 90 ml** **Final Flow Rate: 140 ml/min** **Final Draw Down: 2.88 ft**	**Instrument Used: Aqua TROLL 400** **Serial Number: 843593**

Test Notes:
Pre purged 1.5 L

Low-Flow Readings:

Date Time	Elapsed Time	pH	Temperature	Specific Conductivity	RDO Concentration	Turbidity	ORP	Depth to Water	Flow
		+/- 0.1	+/- 0.5	+/- 5 %	+/- 0.2	+/- 5	+/- 10	+/- 0.3	
2/27/2024 11:45 AM	00:00	6.58 pH	19.69 °C	674.25 µS/cm	0.24 mg/L	4.44 NTU	-12.6 mV	12.08 ft	180.00 ml/min
2/27/2024 11:50 AM	05:00	6.52 pH	19.81 °C	676.20 µS/cm	0.17 mg/L	4.30 NTU	-37.1 mV	12.76 ft	180.00 ml/min
2/27/2024 11:55 AM	10:00	6.51 pH	19.95 °C	675.66 µS/cm	0.14 mg/L	3.12 NTU	-48.8 mV	12.92 ft	180.00 ml/min
2/27/2024 12:00 AM	15:00	6.50 pH	19.99 °C	676.58 µS/cm	0.12 mg/L	2.07 NTU	-44.5 mV	13.03 ft	180.00 ml/min
2/27/2024 12:05 PM	20:00	6.49 pH	20.04 °C	675.49 µS/cm	0.11 mg/L	1.93 NTU	-56.2 mV	13.14 ft	180.00 ml/min
2/27/2024 12:10 PM	25:00	6.48 pH	20.04 °C	675.63 µS/cm	0.10 mg/L	2.28 NTU	-58.6 mV	13.20 ft	180.00 ml/min
2/27/2024 12:15 PM	30:00	6.48 pH	20.08 °C	675.55 µS/cm	0.09 mg/L	2.77 NTU	-60.1 mV	13.22 ft	180.00 ml/min
2/27/2024 12:20 PM	35:00	6.47 pH	20.16 °C	675.39 µS/cm	0.09 mg/L	3.76 NTU	-60.9 mV	13.22 ft	180.00 ml/min
2/27/2024 12:25 PM	40:00	6.47 pH	20.15 °C	676.28 µS/cm	0.08 mg/L	3.20 NTU	-44.0 mV	13.18 ft	160.00 ml/min
2/27/2024 12:30 PM	45:00	6.48 pH	20.14 °C	675.51 µS/cm	0.10 mg/L	3.51 NTU	-63.5 mV	13.10 ft	160.00 ml/min
2/27/2024 12:35 PM	50:00	6.47 pH	20.33 °C	675.40 µS/cm	0.08 mg/L	3.68 NTU	-61.7 mV	13.30 ft	200.00 ml/min
2/27/2024 12:40 PM	55:01	6.48 pH	20.33 °C	675.45 µS/cm	0.09 mg/L	4.71 NTU	-42.3 mV	13.51 ft	200.00 ml/min
2/27/2024 12:45 PM	01:00:01	6.47 pH	20.25 °C	675.36 µS/cm	0.07 mg/L	6.75 NTU	-36.5 mV	13.51 ft	160.00 ml/min
2/27/2024 12:50 PM	01:05:01	6.47 pH	20.22 °C	675.22 µS/cm	0.06 mg/L	6.46 NTU	-44.1 mV	13.26 ft	160.00 ml/min
2/27/2024 12:55 PM	01:10:01	6.47 pH	20.26 °C	674.41 µS/cm	0.06 mg/L	6.15 NTU	-41.5 mV	13.26 ft	160.00 ml/min

2/27/2024 1:00 PM	01:15:01	6.46 pH	20.35 °C	676.00 µS/cm	0.05 mg/L	5.76 NTU	-24.2 mV	13.56 ft	220.00 ml/min
2/27/2024 1:05 PM	01:20:01	6.46 pH	20.35 °C	674.48 µS/cm	0.05 mg/L	5.00 NTU	-35.1 mV	13.70 ft	220.00 ml/min
2/27/2024 1:10 PM	01:25:01	6.46 pH	20.37 °C	675.73 µS/cm	0.05 mg/L	3.83 NTU	-20.8 mV	13.70 ft	220.00 ml/min
2/27/2024 1:15 PM	01:30:01	6.46 pH	20.35 °C	673.80 µS/cm	0.05 mg/L	3.69 NTU	-28.4 mV	13.51 ft	160.00 ml/min
2/27/2024 1:20 PM	01:35:01	6.46 pH	20.31 °C	675.23 µS/cm	0.06 mg/L	2.91 NTU	-14.1 mV	13.22 ft	140.00 ml/min
2/27/2024 1:25 PM	01:40:01	6.46 pH	20.30 °C	674.14 µS/cm	0.06 mg/L	2.59 NTU	-22.7 mV	13.09 ft	140.00 ml/min
2/27/2024 1:30 PM	01:45:01	6.46 pH	20.34 °C	675.13 µS/cm	0.05 mg/L	2.18 NTU	-11.4 mV	13.09 ft	140.00 ml/min
2/27/2024 1:35 PM	01:50:01	6.47 pH	20.36 °C	673.88 µS/cm	0.05 mg/L	1.94 NTU	-20.0 mV	12.98 ft	140.00 ml/min

Samples

Sample ID:	Description:
SCH-PZ-42I	Metals, alkalinity,chloride, fluoride, sulfate, sulfide, TDS , radium

Low-Flow Test Report:

Test Date / Time: 2/27/2024 2:49:00 PM
Project: Scherer SAE (14)
Operator Name: T Johnson

Location Name: SCH-PZ-43S **Well Diameter: 2 in** **Casing Type: PVC** **Screen Length: 10 ft** **Top of Screen: 43.9 ft** **Total Depth: 53.9 ft** **Initial Depth to Water: 22.59 ft**	**Pump Type: Dedicated** **Tubing Type: True poly** **Pump Intake From TOC: 49 ft** **Estimated Total Volume Pumped: 16333.333 ml** **Flow Cell Volume: 90 ml** **Final Flow Rate: 160 ml/min** **Final Draw Down: 1.26 ft**	**Instrument Used: Aqua TROLL 400** **Serial Number: 843593**

Test Notes:
Pre purged 1L

Low-Flow Readings:

Date Time	Elapsed Time	pH	Temperature	Specific Conductivity	RDO Concentration	Turbidity	ORP	Depth to Water	Flow
		+/- 0.1	+/- 0.5	+/- 5 %	+/- 0.2	+/- 5	+/- 10	+/- 0.3	
2/27/2024 2:49 PM	00:00	8.56 pH	18.61 °C	458.56 µS/cm	2.65 mg/L	3.31 NTU	31.4 mV	23.45 ft	160.00 ml/min
2/27/2024 2:54 PM	05:00	10.07 pH	18.45 °C	460.15 µS/cm	3.49 mg/L	1.72 NTU	17.0 mV	23.75 ft	160.00 ml/min
2/27/2024 2:59 PM	10:00	10.03 pH	18.35 °C	456.95 µS/cm	3.44 mg/L	0.97 NTU	16.2 mV	23.86 ft	160.00 ml/min
2/27/2024 3:04 PM	15:00	9.89 pH	18.52 °C	458.23 µS/cm	3.34 mg/L	0.45 NTU	18.6 mV	23.94 ft	160.00 ml/min
2/27/2024 3:09 PM	20:00	9.71 pH	18.43 °C	456.65 µS/cm	3.14 mg/L	0.40 NTU	19.5 mV	23.98 ft	160.00 ml/min
2/27/2024 3:14 PM	25:00	9.48 pH	18.35 °C	460.14 µS/cm	3.03 mg/L	0.47 NTU	22.4 mV	23.98 ft	160.00 ml/min
2/27/2024 3:19 PM	30:00	9.27 pH	18.34 °C	462.81 µS/cm	2.82 mg/L	0.45 NTU	25.4 mV	23.98 ft	160.00 ml/min
2/27/2024 3:24 PM	35:00	9.05 pH	18.34 °C	464.98 µS/cm	2.51 mg/L	0.49 NTU	30.9 mV	24.00 ft	160.00 ml/min
2/27/2024 3:29 PM	40:00	8.82 pH	18.38 °C	466.97 µS/cm	2.52 mg/L	0.34 NTU	35.7 mV	24.00 ft	160.00 ml/min
2/27/2024 3:34 PM	45:00	8.53 pH	18.39 °C	468.46 µS/cm	2.43 mg/L	0.27 NTU	41.8 mV	23.96 ft	160.00 ml/min
2/27/2024 3:39 PM	50:00	8.32 pH	18.35 °C	469.27 µS/cm	2.38 mg/L	0.32 NTU	47.9 mV	23.96 ft	160.00 ml/min
2/27/2024 3:44 PM	55:00	8.13 pH	18.37 °C	469.34 µS/cm	2.30 mg/L	0.28 NTU	52.6 mV	23.96 ft	160.00 ml/min
2/27/2024 3:45 PM	56:59	8.06 pH	18.36 °C	472.49 µS/cm	2.24 mg/L	0.28 NTU	36.8 mV	23.96 ft	160.00 ml/min
2/27/2024 3:50 PM	01:01:59	7.86 pH	18.37 °C	472.48 µS/cm	2.34 mg/L	0.25 NTU	46.9 mV	23.93 ft	160.00 ml/min
2/27/2024 3:55 PM	01:06:59	7.67 pH	18.38 °C	470.04 µS/cm	2.41 mg/L	0.20 NTU	56.8 mV	23.92 ft	160.00 ml/min

2/27/2024 4:00 PM	01:11:59	7.57 pH	18.39 °C	469.67 µS/cm	2.13 mg/L	0.27 NTU	60.5 mV	23.91 ft	160.00 ml/min
2/27/2024 4:05 PM	01:16:59	7.47 pH	18.43 °C	469.93 µS/cm	2.30 mg/L	0.25 NTU	59.5 mV	23.90 ft	160.00 ml/min
2/27/2024 4:10 PM	01:21:59	7.38 pH	18.35 °C	469.80 µS/cm	2.17 mg/L	0.45 NTU	66.2 mV	23.85 ft	160.00 ml/min
2/27/2024 4:15 PM	01:26:59	7.32 pH	18.31 °C	469.91 µS/cm	2.27 mg/L	0.33 NTU	67.9 mV	23.88 ft	160.00 ml/min
2/27/2024 4:20 PM	01:31:59	7.24 pH	18.34 °C	469.08 µS/cm	2.16 mg/L	0.24 NTU	64.1 mV	23.88 ft	160.00 ml/min
2/27/2024 4:25 PM	01:36:59	7.19 pH	18.35 °C	472.57 µS/cm	2.19 mg/L	0.50 NTU	55.6 mV	23.88 ft	160.00 ml/min
2/27/2024 4:31 PM	01:42:05	7.15 pH	18.38 °C	468.11 µS/cm	2.25 mg/L	0.23 NTU	44.3 mV	23.85 ft	160.00 ml/min

Samples

Sample ID:	Description:
SCH-PZ-43S	Metals, alkalinity, TDS, chloride, fluoride, sulfate, sulfide, radium

Low-Flow Test Report:

Test Date / Time: 2/23/2024 10:38:09 AM
Project: Scherer SAE (9)
Operator Name: T Johnson

Location Name: SCH-PZ-44I **Well Diameter: 2 in** **Casing Type: PVC** **Screen Length: 10 ft** **Top of Screen: 107.2 ft** **Total Depth: 117.2 ft** **Initial Depth to Water: 19.85 ft**	**Pump Type: Dedicated** **Tubing Type: True poly** **Pump Intake From TOC: 112.2 ft** **Estimated Total Volume Pumped: 4200 ml** **Flow Cell Volume: 90 ml** **Final Flow Rate: 120 ml/min** **Final Draw Down: 0.44 ft**	**Instrument Used: Aqua TROLL 400** **Serial Number: 843593**

Test Notes:
Pre purged 1L

Weather Conditions:
62 & windy

Low-Flow Readings:

Date Time	Elapsed Time	pH	Temperature	Specific Conductivity	RDO Concentration	Turbidity	ORP	Depth to Water	Flow
		+/- 0.1	+/- 0.5	+/- 5 %	+/- 0.2	+/- 5	+/- 10	+/- 0.3	
2/23/2024 10:40 AM	00:00	6.77 pH	20.23 °C	205.67 µS/cm	0.26 mg/L	3.77 NTU	58.2 mV	20.32 ft	120.00 ml/min
2/23/2024 10:45 AM	05:00	6.68 pH	20.26 °C	205.82 µS/cm	0.20 mg/L	6.66 NTU	55.4 mV	20.40 ft	120.00 ml/min
2/23/2024 10:50 AM	10:00	6.65 pH	20.40 °C	205.96 µS/cm	0.19 mg/L	5.38 NTU	50.6 mV	20.38 ft	120.00 ml/min
2/23/2024 10:55 AM	15:00	6.65 pH	20.53 °C	205.43 µS/cm	0.20 mg/L	5.72 NTU	48.3 mV	20.37 ft	120.00 ml/min
2/23/2024 11:00 AM	20:00	6.65 pH	20.45 °C	205.86 µS/cm	0.20 mg/L	4.79 NTU	45.8 mV	20.34 ft	120.00 ml/min
2/23/2024 11:05 AM	25:00	6.65 pH	20.43 °C	205.29 µS/cm	0.19 mg/L	4.55 NTU	45.4 mV	20.34 ft	120.00 ml/min
2/23/2024 11:10 AM	30:00	6.65 pH	20.66 °C	205.41 µS/cm	0.20 mg/L	4.00 NTU	43.3 mV	20.29 ft	120.00 ml/min
2/23/2024 11:15 AM	35:00	6.65 pH	20.66 °C	204.22 µS/cm	0.20 mg/L	3.62 NTU	42.5 mV	20.29 ft	120.00 ml/min

Samples

Sample ID:	Description:
SCH-PZ-44I	Metals, alkalinity, sulfide, chloride, fluoride, sulfate, TDS , radium

Low-Flow Test Report:

Test Date / Time: 2/23/2024 10:16:28 AM
Project: SCHERER SAGW 1 (6)
Operator Name: P Wahl

Location Name: SCH-PZ-69I **Well Diameter: 2 in** **Casing Type: PVC** **Screen Length: 10 ft** **Top of Screen: 98.16 ft** **Total Depth: 108.16 ft** **Initial Depth to Water: 18.5 ft**	**Pump Type: Dedicated Bladder** **Tubing Type: LDPE** **Pump Intake From TOC: 103 ft** **Estimated Total Volume Pumped: 4000 ml** **Flow Cell Volume: 90 ml** **Final Flow Rate: 200 ml/min** **Final Draw Down: 0.14 ft**	**Instrument Used: Aqua TROLL 400** **Serial Number: 1080297**

Test Notes:

Low-Flow Readings:

Date Time	Elapsed Time	pH	Temperature	Specific Conductivity	RDO Concentration	Turbidity	ORP	Depth to Water	Flow
		+/- 0.1	+/- 0.5	+/- 5 %	+/- 10 %	+/- 10	+/- 10	+/- 0.3	
2/23/2024 10:16 AM	00:00	6.89 pH	22.18 °C	395.65 µS/cm	4.31 mg/L	0.40 NTU	117.5 mV	18.56 ft	200.00 ml/min
2/23/2024 10:21 AM	05:00	6.50 pH	19.18 °C	398.69 µS/cm	1.41 mg/L	0.77 NTU	12.4 mV	18.60 ft	200.00 ml/min
2/23/2024 10:26 AM	10:00	6.48 pH	19.02 °C	399.93 µS/cm	0.69 mg/L	0.54 NTU	-11.7 mV	18.63 ft	200.00 ml/min
2/23/2024 10:31 AM	15:00	6.47 pH	19.45 °C	398.12 µS/cm	0.45 mg/L	0.72 NTU	-23.7 mV	18.62 ft	200.00 ml/min
2/23/2024 10:36 AM	20:00	6.47 pH	19.46 °C	398.23 µS/cm	0.38 mg/L	0.38 NTU	-19.5 mV	18.64 ft	200.00 ml/min

Samples

Sample ID:	Description:
SCH-PZ-69I	

Created using VuSitu from In-Situ, Inc.

Low-Flow Test Report:

Test Date / Time: 2/28/2024 8:43:55 AM
Project: SCHERER SAGW 1 (14)
Operator Name: P Wahl

Location Name: SCH-PZ-25S **Well Diameter: 2 in** **Casing Type: PVC** **Screen Length: 10 ft** **Top of Screen: 48.05 ft** **Total Depth: 58.05 ft** **Initial Depth to Water: 40.22 ft**	**Pump Type: Dedicated Bladder** **Tubing Type: LDPE** **Pump Intake From TOC: 53 ft** **Estimated Total Volume Pumped: 3750 ml** **Flow Cell Volume: 90 ml** **Final Flow Rate: 150 ml/min** **Final Draw Down: 1.1 ft**	**Instrument Used: Aqua TROLL 400** **Serial Number: 1080297**

Test Notes:

Low-Flow Readings:

Date Time	Elapsed Time	pH	Temperature	Specific Conductivity	RDO Concentration	Turbidity	ORP	Depth to Water	Flow
		+/- 0.1	+/- 0.5	+/- 5 %	+/- 10 %	+/- 10	+/- 10	+/- 0.3	
2/28/2024 8:44 AM	00:00	5.40 pH	18.13 °C	93.87 µS/cm	7.69 mg/L	4.16 NTU	165.7 mV	40.22 ft	150.00 ml/min
2/28/2024 8:49 AM	05:00	4.75 pH	17.97 °C	33.24 µS/cm	1.86 mg/L	1.72 NTU	107.0 mV	41.01 ft	150.00 ml/min
2/28/2024 8:54 AM	10:00	4.71 pH	18.01 °C	32.12 µS/cm	1.56 mg/L	1.46 NTU	110.8 mV	41.15 ft	150.00 ml/min
2/28/2024 8:59 AM	15:00	4.68 pH	17.99 °C	31.65 µS/cm	1.45 mg/L	0.89 NTU	112.3 mV	41.25 ft	150.00 ml/min
2/28/2024 9:04 AM	20:00	4.67 pH	18.04 °C	31.41 µS/cm	1.39 mg/L	0.93 NTU	113.6 mV	41.31 ft	150.00 ml/min
2/28/2024 9:09 AM	25:00	4.66 pH	18.02 °C	31.31 µS/cm	1.36 mg/L	0.91 NTU	113.8 mV	41.32 ft	150.00 ml/min

Samples

Sample ID:	Description:
SCH-PZ-25S	

Created using VuSitu from In-Situ, Inc.

Low-Flow Test Report:

Test Date / Time: 2/28/2024 10:11:39 AM
Project: SCHERER SAGW 1 (15)
Operator Name: P Wahl

Location Name: SCH-PZ-25I **Well Diameter: 2 in** **Casing Type: PVC** **Screen Length: 10 ft** **Top of Screen: 120.96 ft** **Total Depth: 130.96 ft** **Initial Depth to Water: 40.42 ft**	**Pump Type: Dedicated Bladder** **Tubing Type: LDPE** **Pump Intake From TOC: 125 ft** **Estimated Total Volume Pumped: 4000 ml** **Flow Cell Volume: 90 ml** **Final Flow Rate: 100 ml/min** **Final Draw Down: 0.3 ft**	**Instrument Used: Aqua TROLL 400** **Serial Number: 1080297**

Test Notes:

Low-Flow Readings:

Date Time	Elapsed Time	pH	Temperature	Specific Conductivity	RDO Concentration	Turbidity	ORP	Depth to Water	Flow
		+/- 0.1	+/- 0.5	+/- 5 %	+/- 10 %	+/- 10	+/- 10	+/- 0.3	
2/28/2024 10:11 AM	00:00	10.04 pH	18.89 °C	163.50 µS/cm	4.51 mg/L	6.62 NTU	14.4 mV	40.42 ft	100.00 ml/min
2/28/2024 10:16 AM	05:00	10.78 pH	18.61 °C	195.10 µS/cm	1.58 mg/L	24.70 NTU	-42.2 mV	40.50 ft	100.00 ml/min
2/28/2024 10:21 AM	10:00	9.71 pH	18.58 °C	187.80 µS/cm	0.61 mg/L	12.50 NTU	-57.2 mV	40.72 ft	100.00 ml/min
2/28/2024 10:26 AM	15:00	8.38 pH	18.62 °C	218.20 µS/cm	0.39 mg/L	11.80 NTU	-96.2 mV	40.72 ft	100.00 ml/min
2/28/2024 10:31 AM	20:00	7.14 pH	18.69 °C	242.09 µS/cm	0.31 mg/L	9.21 NTU	-81.4 mV	40.72 ft	100.00 ml/min
2/28/2024 10:36 AM	25:00	6.98 pH	18.69 °C	251.28 µS/cm	0.25 mg/L	8.49 NTU	-75.0 mV	40.72 ft	100.00 ml/min
2/28/2024 10:41 AM	30:00	6.92 pH	18.71 °C	255.94 µS/cm	0.22 mg/L	5.14 NTU	-68.6 mV	40.72 ft	100.00 ml/min
2/28/2024 10:46 AM	35:00	6.89 pH	18.78 °C	256.96 µS/cm	0.20 mg/L	3.91 NTU	-62.8 mV	40.72 ft	100.00 ml/min
2/28/2024 10:51 AM	40:00	6.86 pH	18.87 °C	256.79 µS/cm	0.19 mg/L	3.43 NTU	-57.8 mV	40.72 ft	100.00 ml/min

Samples

Sample ID:	Description:
SCH-PZ-25I	

Created using VuSitu from In-Situ, Inc.

APPENDIX A

Field Data Forms
May 2024

Low-Flow Test Report:

Test Date / Time: 5/6/2024 1:37:52 PM
Project: SCS Plant Scherer
Operator Name:

Location Name: SCH-PZ-17I **Well Diameter: 2 in** **Casing Type: PVC** **Screen Length: 10 ft** **Top of Screen: 90.35 ft** **Total Depth: 100.35 ft** **Initial Depth to Water: 27.73 m**	**Pump Type: Dedicated bladder** **Tubing Type: LDPE** **Pump Intake From TOC: 95 ft** **Estimated Total Volume Pumped: 5760 ml** **Flow Cell Volume: 90 ml** **Final Flow Rate: 180 ml/min** **Final Draw Down: -18.095 m**	**Instrument Used: Aqua TROLL 400** **Serial Number: 1082822**

Test Notes:

Weather Conditions:
Sunny 78

Low-Flow Readings:

Date Time	Elapsed Time	pH	Temperature	Specific Conductivity	RDO Concentration	Turbidity	ORP	Depth to Water	Flow
		+/- 0.1	+/- 5	+/- 5 %	+/- 0.2	+/- 10	+/- 10 %	+/- 0.3	
5/6/2024 1:37 PM	00:00	7.42 pH	31.05 °C	321.96 µS/cm	7.91 mg/L	0.14 NTU	67.4 mV	27.73 ft	180.00 ml/min
5/6/2024 1:41 PM	04:00	6.66 pH	24.22 °C	345.50 µS/cm	2.06 mg/L	0.27 NTU	59.0 mV	28.18 ft	180.00 ml/min
5/6/2024 1:45 PM	08:00	6.65 pH	23.42 °C	349.25 µS/cm	0.95 mg/L	0.32 NTU	56.6 mV	28.24 ft	180.00 ml/min
5/6/2024 1:49 PM	12:00	6.65 pH	23.51 °C	351.04 µS/cm	0.73 mg/L	0.31 NTU	57.0 mV	28.29 ft	180.00 ml/min
5/6/2024 1:53 PM	16:00	6.66 pH	22.97 °C	351.63 µS/cm	0.76 mg/L	0.15 NTU	57.0 mV	28.31 ft	180.00 ml/min
5/6/2024 1:57 PM	20:00	6.66 pH	22.70 °C	352.31 µS/cm	0.70 mg/L	0.15 NTU	57.2 mV	28.32 ft	180.00 ml/min
5/6/2024 2:01 PM	24:00	6.66 pH	22.78 °C	352.56 µS/cm	0.60 mg/L	0.13 NTU	57.3 mV	28.32 ft	180.00 ml/min
5/6/2024 2:05 PM	28:00	6.66 pH	22.93 °C	352.07 µS/cm	0.50 mg/L	0.31 NTU	57.0 mV	28.33 ft	180.00 ml/min
5/6/2024 2:09 PM	32:00	6.65 pH	22.70 °C	352.32 µS/cm	0.43 mg/L	0.15 NTU	57.3 mV	28.33 ft	180.00 ml/min

Samples

Sample ID:	Description:
SCH-PZ-17I	Rad 226/228

APPENDIX A

Instrument Calibration Records
February 2024

Site Name: Scherer

Field Instrumentation Calibration Form

Date: 2/20/24

Calibrated By: T. JOHNSON

Field Conditions:

Instrument	Manufactuer/ Model	Serial Number
Water Quality Meter	In-Situ Aquatroll	843593
Turbidity Meter	Hach 2100Q	21010D000165

Calibration Standard Information				
Parameter	Standard	Lot #	Date of Expiration	Brand
Specific Conductance (µS/cm)	4,490	2000044	5/24	Air
pH (SU)	4.00	24000044	5/2024	Air
pH (SU)	7.00	23390139	4/2024	Air
pH (SU)	10.00	22110130	4/2024	Air
D.O. (%)	N/A	3000044	5/24	Air
ORP (mV)	228.0	24000258	6/2024	Air

Calibration					
Time Start 1300		Time Finish 1305			
Parameter	Standard	Calibration Value	Calibration Solution Temperature (°C)	Acceptance Criteria	Reference
Specific Conductance (µS/cm)	4,490	4,306.1	~~7.09~~ 7.5	± 10% of standard	EPA 2023
pH (SU)	4.00	4.09	~~5.0~~ 5.40	± 0.1	GWMP
pH (SU)	7.00	7.11	~~6.00~~ 6.44	± 0.1	GWMP
pH (SU)	10.00	10.10	6.17	± 0.1	GWMP
D.O. (%)	N/A	96.34	4.15	± 10%	NA
ORP (mV)	228.0	246.8	7.03	± 10	EPA 2023

	Standard	Calibration Value	Acceptance Criteria	Reference
Turbidity (NTU)	10	9.11	± 10% of standard	EPA 2023
	20	21.4		
	100	105		
	800	810		

Calibration Check					
Time Start 1300		Time Finish 1315			
Parameter	Standard	Calibration Value	Calibration Solution Temperature (°C)	Acceptance Criteria	Reference
Specific Conductance (µS/cm)	4,490	4445.0	15.71	± 10% of standard	EPA 2023
pH (SU)	4.00	3.97	15.70	± 0.1	GWMP
pH (SU)	7.00	6.99	14.69	± 0.1	GWMP
pH (SU)	10.00	10.02	13.99	± 0.1	GWMP

	Standard	Calibration Value	Acceptance Criteria	Reference
Turbidity (NTU)	10	8.34	± 10% of standard	EPA 2023
	20	22.1		
	100	110		
	800	815		

Notes:

Site Name: Scherer

Calibrated By: TJohnson

Field Instrumentation Calibration Form

Date: 2/21/24

Field Conditions: Sunny

Instrument	Manufactuer/ Model	Serial Number
Water Quality Meter	In-Situ Aquatroll	843593
Turbidity Meter	Hach 2100Q	23060D000154

Calibration Standard Information

Parameter	Standard	Lot #	Date of Expiration	Brand
Specific Conductance (µS/cm)	4,490	2000044	5/24	Air
pH (SU)	4.00	2000044	5/24	↓
pH (SU)	7.00	23290134	4/2024	↓
pH (SU)	10.00	23110130	5/24	↓
D.O. (%)	N/A	2000044	5/24	↓
ORP (mV)	228.0	24002358	6/24	↓

Calibration

Time Start 720 Time Finish

Parameter	Standard	Calibration Value	Calibration Solution Temperature (°C)	Acceptance Criteria	Reference
Specific Conductance (µS/cm)	4,490	4604.0	~~8.5~~ 4.76	± 10% of standard	EPA 2023
pH (SU)	4.00	4.04	5.01	± 0.1	GWMP
pH (SU)	7.00	7.01	6.93	± 0.1	GWMP
pH (SU)	10.00	10.14	7.94	± 0.1	GWMP
D.O. (%)	N/A	99.09	4.41	± 10%	NA
ORP (mV)	228.0	249.8	8.51	± 10	EPA 2023

	Standard	Calibration Value	Acceptance Criteria	Reference
Turbidity (NTU)	10	10.1	± 10% of standard	EPA 2023
	20	20.1		
	100	99.8		
	800	789		

Calibration Check

Time Start 1330 Time Finish 1402

Parameter	Standard	Calibration Value	Calibration Solution Temperature (°C)	Acceptance Criteria	Reference
Specific Conductance (µS/cm)	4,490	4,610.2	17.90	± 10% of standard	EPA 2023
pH (SU)	4.00	4.17	15.87	± 0.1	GWMP
pH (SU)	7.00	7.07	16.73	± 0.1	GWMP
pH (SU)	10.00	16.08	~~15.32~~ 15.14	± 0.1	GWMP

	Standard	Calibration Value	Acceptance Criteria	Reference
Turbidity (NTU)	10	9.80	± 10% of standard	EPA 2023
	20	21.9		
	100	98.6		
	800	840		

Notes:

Site Name: Scheier

Calibrated By: TJohnson

Field Instrumentation Calibration Form

Date: 2-22-24

Field Conditions: Cold/Sunny

Instrument	Manufactuer/ Model	Serial Number
Water Quality Meter	In-Situ Aquatroll	843593
Turbidity Meter	Hach 2100Q	23080D000159

Calibration Standard Information

Parameter	Standard	Lot #	Date of Expiration	Brand
Specific Conductance (µS/cm)	4,490	24000044	5/24	All
pH (SU)	4.00	24000044	5/24	
pH (SU)	7.00	22290139	9/24	
pH (SU)	10.00	22110130	9/24	
D.O. (%)	N/A	24000044	5/24	
ORP (mV)	228.0	24002254	6/24	

Calibration

Time Start 728 Time Finish 805

Parameter	Standard	Calibration Value	Calibration Solution Temperature (°C)	Acceptance Criteria	Reference
Specific Conductance (µS/cm)	4,490	4,376.7	8.00	± 10% of standard	EPA 2023
pH (SU)	4.00	3.73	7.96	± 0.1	GWMP
pH (SU)	7.00	6.97	9.44	± 0.1	GWMP
pH (SU)	10.00	10.14	10.56	± 0.1	GWMP
D.O. (%)	N/A	100.29	8.71	± 10%	NA
ORP (mV)	228.0	247.5	10.13	± 10	EPA 2023

	Standard	Calibration Value	Acceptance Criteria	Reference
Turbidity (NTU)	10	10.1	± 10% of standard	EPA 2023
	20	18.4		
	100	100		
	800	809		

Calibration Check

Time Start 1205 Time Finish 1215

Parameter	Standard	Calibration Value	Calibration Solution Temperature (°C)	Acceptance Criteria	Reference
Specific Conductance (µS/cm)	4,490	4,448.7	20.27	± 10% of standard	EPA 2023
pH (SU)	4.00	4.11	20.27	± 0.1	GWMP
pH (SU)	7.00	7.10	19.39	± 0.1	GWMP
pH (SU)	10.00	9.96	18.32	± 0.1	GWMP

	Standard	Calibration Value	Acceptance Criteria	Reference
Turbidity (NTU)	10	9.78	± 10% of standard	EPA 2023
	20	18.7		
	100	102		
	800	808		

Notes:

Site Name: Schever

Field Instrumentation Calibration Form

Date: 2-23-24

Field Conditions: 60°F - Rain

Calibrated By:

Instrument	Manufactuer/ Model	Serial Number
Water Quality Meter	In-Situ Aquatroll	843593
Turbidity Meter	Hach 2100Q	23080D000159

Calibration Standard Information				
Parameter	Standard	Lot #	Date of Expiration	Brand
Specific Conductance (µS/cm)	4,490	24000044	5/24	ATV
pH (SU)	4.00	24000044	4/24	
pH (SU)	7.00	2240139	4/24	
pH (SU)	10.00	22110130	4/24	
D.O. (%)	N/A	24000044	5/24	
ORP (mV)	228.0	24002258	6/24	

Calibration					
Time Start 0727		Time Finish 0751			
Parameter	Standard	4,487.6 Calibration Value	Calibration Solution Temperature (°C)	Acceptance Criteria	Reference
Specific Conductance (µS/cm)	4,490	~~4,089.3~~	~~17.93~~ 18.07	± 10% of standard	EPA 2023
pH (SU)	4.00	4.12	18.08	± 0.1	GWMP
pH (SU)	7.00	7.03	17.90	± 0.1	GWMP
pH (SU)	10.00	10.04	18.01	± 0.1	GWMP
D.O. (%)	N/A	100.53	17.40	± 10%	NA
ORP (mV)	228.0	234.8	17.84	± 10	EPA 2023

	Standard	Calibration Value	Acceptance Criteria	Reference
Turbidity (NTU)	10	10.1	± 10% of standard	EPA 2023
	20	19.6		
	100	91.5		
	800	781		

Calibration Check					
Time Start 1008		Time Finish 1014			
Parameter	Standard	Calibration Value	Calibration Solution Temperature (°C)	Acceptance Criteria	Reference
Specific Conductance (µS/cm)	4,490	4,504.9	17.14	± 10% of standard	EPA 2023
pH (SU)	4.00	4.09	17.08	± 0.1	GWMP
pH (SU)	7.00	7.02	17.09	± 0.1	GWMP
pH (SU)	10.00	10.00	16.92	± 0.1	GWMP

	Standard	Calibration Value	Acceptance Criteria	Reference
Turbidity (NTU)	10	10.1	± 10% of standard	EPA 2023
	20	20.4		
	100	100		
	800	831		

Notes:

Site Name: Scherer

Calibrated By: T Johnson

Field Instrumentation Calibration Form

Date: 7/26/24

Field Conditions: Sunny

Instrument	Manufactuer/ Model	Serial Number
Water Quality Meter	In-Situ Aquatroll	843593
Turbidity Meter	Hach 2100Q	23080D000159

Calibration Standard Information

Parameter	Standard	Lot #	Date of Expiration	Brand
Specific Conductance (µS/cm)	4,490	24000044	5/24	AIV
pH (SU)	4.00	24000044	9/24	
pH (SU)	7.00	23240139	4/24	
pH (SU)	10.00	23110130	4/24	
D.O. (%)	N/A	24000044	5/24	
ORP (mV)	228.0	24003356	10/24	

Calibration

Time Start 910 Time Finish 955

Parameter	Standard	Calibration Value	Calibration Solution Temperature (°C)	Acceptance Criteria	Reference
Specific Conductance (µS/cm)	4,490	~~[illegible]~~ 4,490.2	14.08	± 10% of standard	EPA 2023
pH (SU)	4.00	4.00 (4.02)	14.07	± 0.1	GWMP
pH (SU)	7.00	7.01	14.26	± 0.1	GWMP
pH (SU)	10.00	10.09	14.28	± 0.1	GWMP
D.O. (%)	N/A	98.8	13.93	± 10%	NA
ORP (mV)	228.0	228.0	14.31	± 10	EPA 2023

	Standard	Calibration Value	Acceptance Criteria	Reference
Turbidity (NTU)	10	~~20.7~~ 10.3	± 10% of standard	EPA 2023
	20	20.7		
	100	102		
	800	765		

Calibration Check

Time Start 1305 Time Finish 1321

Parameter	Standard	Calibration Value	Calibration Solution Temperature (°C)	Acceptance Criteria	Reference
Specific Conductance (µS/cm)	4,490	4,356.8	14.84	± 10% of standard	EPA 2023
pH (SU)	4.00	4.09	14.82	± 0.1	GWMP
pH (SU)	7.00	7.02	14.3	± 0.1	GWMP
pH (SU)	10.00	10.02	14.62	± 0.1	GWMP

	Standard	Calibration Value	Acceptance Criteria	Reference
Turbidity (NTU)	10	9.99	± 10% of standard	EPA 2023
	20	20.4		
	100	101		
	800	807		

OWM 2 Notes:

PH 4 → 4.02

PH7 → 7.01

PH10 → 10.09

Site Name: Shorey

Calibrated By: Johnson

Field Instrumentation Calibration Form

Date: 2/27/24

Field Conditions: Cloudy

Instrument	Manufactuer/ Model	Serial Number
Water Quality Meter	In-Situ Aquatroll	843593
Turbidity Meter	Hach 2100Q	23080D000159

Calibration Standard Information

Parameter	Standard	Lot #	Date of Expiration	Brand
Specific Conductance (µS/cm)	4,490	2400044	5/24	Air
pH (SU)	4.00	2400644	5/24	
pH (SU)	7.00	2224039	4/24	
pH (SU)	10.00	2211030	4/24	
D.O. (%)	N/A	2400091	5/24	
ORP (mV)	228.0	2400 2258	6/24	

Calibration

Time Start 720 Time Finish 750

Parameter	Standard	Calibration Value	Calibration Solution Temperature (°C)	Acceptance Criteria	Reference
Specific Conductance (µS/cm)	4,490	4475.7	16.83	± 10% of standard	EPA 2023
pH (SU)	4.00	4.03	16.99	± 0.1	GWMP
pH (SU)	7.00	7.01	17.32	± 0.1	GWMP
pH (SU)	10.00	10.05	17.68	± 0.1	GWMP
D.O. (%)	N/A	101.92	17.18	± 10%	NA
ORP (mV)	228.0	221.7	17.63	± 10	EPA 2023

	Standard	Calibration Value	Acceptance Criteria	Reference
Turbidity (NTU)	10	~~20~~ 10.0	± 10% of standard	EPA 2023
	20	20.0		
	100	102		
	800	800		

Calibration Check

Time Start 1405 Time Finish 1422

Parameter	Standard	Calibration Value	Calibration Solution Temperature (°C)	Acceptance Criteria	Reference
Specific Conductance (µS/cm)	4,490	4,347.8	20.04	± 10% of standard	EPA 2023
pH (SU)	4.00	4.07	20.13	± 0.1	GWMP
pH (SU)	7.00	7.06	19.76	± 0.1	GWMP
pH (SU)	10.00	10.00	19.32	± 0.1	GWMP

	Standard	Calibration Value	Acceptance Criteria	Reference
Turbidity (NTU)	10	10.1	± 10% of standard	EPA 2023
	20	20.7		
	100	97.6		
	800	746		

Notes:

PH4 - 4.03 @16.99

PH 7 - 7.01 17.32

PH 10 - 10.05 17.68

NTU - 20.0

TJ ~~130~~ 102

800

~~Recalibrated Turbidity @1408~~

value TJ (No realignment)

10

20 ~~20~~

100

800

Recalibrated Conductivity @ ~~1408~~ TJ 1412

4,491.3

Temp @ 20.08

Site Name: Scherer

Calibrated By: T Johnson

Field Instrumentation Calibration Form

Date: 2/28/24

Field Conditions: Overcast

Instrument	Manufactuer/ Model	Serial Number
Water Quality Meter	In-Situ Aquatroll	843593
Turbidity Meter	Hach 2100Q	23080D000159

Calibration Standard Information

Parameter	Standard	Lot #	Date of Expiration	Brand
Specific Conductance (µS/cm)	4,490	24000444	5/24	A.V
pH (SU)	4.00	24000444	5/24	
pH (SU)	7.00	22290139	4/24	
pH (SU)	10.00	22110130	4/24	
D.O. (%)	N/A	24006444	5/24	
ORP (mV)	228.0	24002258	6/24	

Calibration

Time Start 0715 Time Finish 750

Parameter	Standard	Calibration Value	Calibration Solution Temperature (°C)	Acceptance Criteria	Reference
Specific Conductance (µS/cm)	4,490	4,491.7	18.15	± 10% of standard	EPA 2023
pH (SU)	4.00	4.08	18.88	± 0.1	GWMP
pH (SU)	7.00	7.05	18.97	± 0.1	GWMP
pH (SU)	10.00	10.04	19.32	± 0.1	GWMP
D.O. (%)	N/A	99.47	18.52	± 10%	NA
ORP (mV)	228.0	223.5	19.29	± 10	EPA 2023

	Standard	Calibration Value	Acceptance Criteria	Reference
Turbidity (NTU)	10	10.1	± 10% of standard	EPA 2023
	20	20.0		
	100	106		
	800	768		

Calibration Check

Time Start 1319 Time Finish 130

Parameter	Standard	Calibration Value	Calibration Solution Temperature (°C)	Acceptance Criteria	Reference
Specific Conductance (µS/cm)	4,490	4,432.9	23.34	± 10% of standard	EPA 2023
pH (SU)	4.00	4.03	23.76	± 0.1	GWMP
pH (SU)	7.00	7.00	22.41	± 0.1	GWMP
pH (SU)	10.00	9.96	21.37	± 0.1	GWMP

	Standard	Calibration Value	Acceptance Criteria	Reference
Turbidity (NTU)	10	16.3	± 10% of standard	EPA 2023
	20	20.4		
	100	96.7		
	800	854		

Notes:

NTU
20.0
106
~~133~~

Site Name: Scherer

Calibrated By: T. Johnson

Field Instrumentation Calibration Form

Date: 2/29/24

Field Conditions: Cold

Instrument	Manufactuer/ Model	Serial Number
Water Quality Meter	In-Situ Aquatroll	843593
Turbidity Meter	Hach 2100Q	23060D000159

Calibration Standard Information

Parameter	Standard	Lot #	Date of Expiration	Brand
Specific Conductance (µS/cm)	4,490	24000044	5/24	Air
pH (SU)	4.00	24000044	5/24	
pH (SU)	7.00	23010139	4/24	
pH (SU)	10.00	23110130	4/24	
D.O. (%)	N/A	24 00044	5/24	
ORP (mV)	228.0	24003258	4/24	

Calibration

Time Start 715 Time Finish 740

Parameter	Standard	Calibration Value	Calibration Solution Temperature (°C)	Acceptance Criteria	Reference
Specific Conductance (µS/cm)	4,490	4494.0	11.51	± 10% of standard	EPA 2023
pH (SU)	4.00	3.93	11.85	± 0.1	GWMP
pH (SU)	7.00	6.97	12.44	± 0.1	GWMP
pH (SU)	10.00	10.04	13.13	± 0.1	GWMP
D.O. (%)	N/A	99.04	12.47	± 10%	NA
ORP (mV)	228.0	228.1	13.36	± 10	EPA 2023

	Standard	Calibration Value	Acceptance Criteria	Reference
Turbidity (NTU)	10	10.1	± 10% of standard	EPA 2023
	20	20.7		
	100	99.8		
	800	740		

Calibration Check

Time Start 1340 Time Finish 1350

Parameter	Standard	Calibration Value	Calibration Solution Temperature (°C)	Acceptance Criteria	Reference
Specific Conductance (µS/cm)	4,490	4,421.6	17.41	± 10% of standard	EPA 2023
pH (SU)	4.00	4.03	17.19	± 0.1	GWMP
pH (SU)	7.00	7.03	16.23	± 0.1	GWMP
pH (SU)	10.00	10.00	15.01	± 0.1	GWMP

	Standard	Calibration Value	Acceptance Criteria	Reference
Turbidity (NTU)	10	10.7	± 10% of standard	EPA 2023
	20	~~21.4~~ 21.4		
	100	101		
	800	854		

Notes:

Site Name: Scherer

Calibrated By: Johnson

Field Instrumentation Calibration Form

Date: 3/1/24

Field Conditions: Rainy, Cold

Instrument	Manufactuer/ Model	Serial Number
Water Quality Meter	In-Situ Aquatroll	843593
Turbidity Meter	Hach 2100Q	23080100001159

Calibration Standard Information

Parameter	Standard	Lot #	Date of Expiration	Brand
Specific Conductance (µS/cm)	4,490	24000444	5/24	AIT
pH (SU)	4.00	24000444	5/24	
pH (SU)	7.00	24001334	4/24	
pH (SU)	10.00	23110130	4/24	
D.O. (%)	N/A	24000444	5/24	
ORP (mV)	228.0	24002355	4/24	

Calibration

Time Start 720 Time Finish 800

Parameter	Standard	Calibration Value	Calibration Solution Temperature (°C)	Acceptance Criteria	Reference
Specific Conductance (µS/cm)	4,490	4,473.8	10.21	± 10% of standard	EPA 2023
pH (SU)	4.00	4.04	10.36	± 0.1	GWMP
pH (SU)	7.00	7.02	11.12	± 0.1	GWMP
pH (SU)	10.00	10.06	11.71	± 0.1	GWMP
D.O. (%)	N/A	101.20	11.72	± 10%	NA
ORP (mV)	228.0	231.9	11.1	± 10	EPA 2023

	Standard	Calibration Value	Acceptance Criteria	Reference
Turbidity (NTU)	10	10.5	± 10% of standard	EPA 2023
	20	~~20.7~~ 19.4		
	100	~~109~~ 104		
	800	~~832~~ 742		

Calibration Check

Time Start 950 Time Finish 1015

Parameter	Standard	Calibration Value	Calibration Solution Temperature (°C)	Acceptance Criteria	Reference
Specific Conductance (µS/cm)	4,490	4,435.0	10.00	± 10% of standard	EPA 2023
pH (SU)	4.00	4.08	10.01	± 0.1	GWMP
pH (SU)	7.00	7.08	9.96	± 0.1	GWMP
pH (SU)	10.00	10.22	9.84	± 0.1	GWMP

	Standard	Calibration Value	Acceptance Criteria	Reference
Turbidity (NTU)	10	10.2	± 10% of standard	EPA 2023
	20	21.5		
	100	92.6		
	800	772		

Notes:

~~10~~ ~~26.2~~
20 ~~26.2~~ TI
100
800 ~~20.~~
10 ~~13.5~~

14.3
20.7
109
832

#2 10.5
19.4
104
742

Recal pH @ 0957
4.00 = 4.1 8.20
7.00 = 7.05 8.41
10.00 = 10.10 8.65

Site Name: Scherer

Calibrated By: TJohnson

Field Instrumentation Calibration Form

Date: 3/4/24

Field Conditions: 61° cloudy

Instrument	Manufactuer/ Model	Serial Number
Water Quality Meter	In-Situ Aquatroll	843593
Turbidity Meter	Hach 2100Q	~~23050D000159~~ TJ

23100D000~~773~~ TJ 159

Calibration Standard Information				
Parameter	Standard	Lot #	Date of Expiration	Brand
Specific Conductance (µS/cm)	4,490	2400044	5/24	
pH (SU)	4.00	2400044	5/24	
pH (SU)	7.00	2400044 2240139	4/24	
pH (SU)	10.00	22/10136	4/24	
D.O. (%)	N/A	2400044	5/24	
ORP (mV)	228.0	24001258	6/24	

Calibration					
Time Start 930		Time Finish 1031			
Parameter	Standard	Calibration Value	Calibration Solution Temperature (°C)	Acceptance Criteria	Reference
Specific Conductance (µS/cm)	4,490	4,481.1	15.61	± 10% of standard	EPA 2023
pH (SU)	4.00	3.93	15.48	± 0.1	GWMP
pH (SU)	7.00	7.01	15.41	± 0.1	GWMP
pH (SU)	10.00	10.09	15.43	± 0.1	GWMP
D.O. (%)	N/A	99.86	15.46	± 10%	NA
ORP (mV)	228.0	226.0	15.43	± 10	EPA 2023

	Standard	Calibration Value	Acceptance Criteria	Reference
Turbidity (NTU)	10	10.2	± 10% of standard	EPA 2023
	20	18.8		
	100	109		
	800	872		

Calibration Check					
Time Start 1320		Time Finish 1330			
Parameter	Standard	Calibration Value	Calibration Solution Temperature (°C)	Acceptance Criteria	Reference
Specific Conductance (µS/cm)	4,490	4,491.9	18.70	± 10% of standard	EPA 2023
pH (SU)	4.00	4.05	18.54	± 0.1	GWMP
pH (SU)	7.00	7.00	18.40	± 0.1	GWMP
pH (SU)	10.00	10.0		± 0.1	GWMP

	Standard	Calibration Value	Acceptance Criteria	Reference
Turbidity (NTU)	10	9.81	± 10% of standard	EPA 2023
	20	20.9		
	100	103		
	800	810		

Notes:

PH4 3.67 4.03 3.93
PH 7 6.92 7.05 7.01
PH 10 10.07 10.12 10.09

Recal specific conductance
4491.4

NTU 10 7.18 7.80
20 20.4 18.0 20.4
100 95.6 110 99.6
800 807 800 794

Site Name: Scherer

Field Instrumentation Calibration Form

Date: 2/22/24

Calibrated By: P Wan

Field Conditions: clear, cold

Instrument	Manufactuer/ Model	Serial Number
Water Quality Meter	In-Situ Aquatroll	1080293
Turbidity Meter	Hach 2100Q	23100000003668

Calibration Standard Information

Parameter	Standard	Lot #	Date of Expiration	Brand
Specific Conductance (µS/cm)	4,490	24005593	11/2024	ASR
pH (SU)	4.00	"	"	"
pH (SU)	7.00	24003597	"	"
pH (SU)	10.00	24004996	"	"
D.O. (%)	N/A	—	—	—
ORP (mV)	228.0	24006403	"	"

Calibration

Time Start 0735 Time Finish 0752

Parameter	Standard	Calibration Value	Calibration Solution Temperature (°C)	Acceptance Criteria	Reference
Specific Conductance (µS/cm)	4,490	4452.4	16.50	± 10% of standard	EPA 2023
pH (SU)	4.00	4.00	16.38	± 0.1	GWMP
pH (SU)	7.00	7.04	16.59	± 0.1	GWMP
pH (SU)	10.00	10.09	16.73	± 0.1	GWMP
D.O. (%)	N/A	100.20	16.10	± 10%	NA
ORP (mV)	228.0	226.5	16.82	± 10	EPA 2023

	Standard	Calibration Value	Acceptance Criteria	Reference
Turbidity (NTU)	10	10.3	± 10% of standard	EPA 2023
	20	19.9		
	100	101		
	800	790		

Calibration Check

Time Start 1250 Time Finish 1300

Parameter	Standard	Calibration Value	Calibration Solution Temperature (°C)	Acceptance Criteria	Reference
Specific Conductance (µS/cm)	4,490	4410.8	24.59	± 10% of standard	EPA 2023
pH (SU)	4.00	4.05	24.59	± 0.1	GWMP
pH (SU)	7.00	7.03	23.08	± 0.1	GWMP
pH (SU)	10.00	10.00	22.42	± 0.1	GWMP

	Standard	Calibration Value	Acceptance Criteria	Reference
Turbidity (NTU)	10	10.6	± 10% of standard	EPA 2023
	20	20.6		
	100	98.5		
	800	770		

Notes:

4.00
16.38

7.04
16.59

10.09
16.73

Site Name: Scheier

Field Instrumentation Calibration Form

Date: 2/23/24

Calibrated By: P Wan

Field Conditions: Rainy 60°F

Instrument	Manufactuer/ Model	Serial Number
Water Quality Meter	In-Situ Aquatroll	1080247
Turbidity Meter	Hach 2100Q	23100000368

Calibration Standard Information

Parameter	Standard	Lot #	Date of Expiration	Brand
Specific Conductance (µS/cm)	4,490	24005593	11/2024	AIR
pH (SU)	4.00	"	"	"
pH (SU)	7.00	24003597	"	"
pH (SU)	10.00	24004996	"	"
D.O. (%)	N/A			
ORP (mV)	228.0	24006403	"	"

Calibration

Time Start 0719 Time Finish 0735

Parameter	Standard	Calibration Value	Calibration Solution Temperature (°C)	Acceptance Criteria	Reference
Specific Conductance (µS/cm)	4,490	4535.1	18.45	± 10% of standard	EPA 2023
pH (SU)	4.00	4.03	18.44	± 0.1	GWMP
pH (SU)	7.00	7.01	18.88	± 0.1	GWMP
pH (SU)	10.00	10.07	19.18	± 0.1	GWMP
D.O. (%)	N/A	100.05	18.82	± 10%	NA
ORP (mV)	228.0	223.4	19.27	± 10	EPA 2023

	Standard	Calibration Value	Acceptance Criteria	Reference
Turbidity (NTU)	10	10.5	± 10% of standard	EPA 2023
	20	19.9		
	100	96.1		
	800	809		

Calibration Check

Time Start 1100 Time Finish 1110

Parameter	Standard	Calibration Value	Calibration Solution Temperature (°C)	Acceptance Criteria	Reference
Specific Conductance (µS/cm)	4,490	4399.0	20.12	± 10% of standard	EPA 2023
pH (SU)	4.00	4.10	20.12	± 0.1	GWMP
pH (SU)	7.00	7.02	21.58	± 0.1	GWMP
pH (SU)	10.00	10.09	22.53	± 0.1	GWMP

	Standard	Calibration Value	Acceptance Criteria	Reference
Turbidity (NTU)	10	10.6	± 10% of standard	EPA 2023
	20	20.4		
	100	102		
	800	861		

Notes:

4.03 7.01 10.07
18.44 18.88 19.18

Site Name: Scherer

Field Instrumentation Calibration Form

Date: 2/26/24

Calibrated By: P Wam

Field Conditions: Clear 50°F

Instrument	Manufactuer/ Model	Serial Number
Water Quality Meter	In-Situ Aquatroll	10080297
Turbidity Meter	Hach 2100Q	23100000368

Calibration Standard Information

Parameter	Standard	Lot #	Date of Expiration	Brand
Specific Conductance (µS/cm)	4,490	24005593	11/2024	AIR
pH (SU)	4.00	"	"	AIR
pH (SU)	7.00	24003597	"	AIR
pH (SU)	10.00	24004996	"	AIR
D.O. (%)	N/A			
ORP (mV)	228.0	24006903	"	AIR

Calibration

Time Start 0915 Time Finish 0930

Parameter	Standard	Calibration Value	Calibration Solution Temperature (°C)	Acceptance Criteria	Reference
Specific Conductance (µS/cm)	4,490	4596.8	9.43	± 10% of standard	EPA 2023
pH (SU)	4.00	4.03	11.48	± 0.1	GWMP
pH (SU)	7.00	7.06	11.52	± 0.1	GWMP
pH (SU)	10.00	10.09	11.62	± 0.1	GWMP
D.O. (%)	N/A	100.98	12.04	± 10%	NA
ORP (mV)	228.0	227.6	11.65	± 10	EPA 2023

	Standard	Calibration Value	Acceptance Criteria	Reference
Turbidity (NTU)	10	9.61	± 10% of standard	EPA 2023
	20	20.6		
	100	101		
	800	799		

Calibration Check

Time Start 1305 Time Finish 1310

Parameter	Standard	Calibration Value	Calibration Solution Temperature (°C)	Acceptance Criteria	Reference
Specific Conductance (µS/cm)	4,490	4509.3	22.71	± 10% of standard	EPA 2023
pH (SU)	4.00	4.07	22.71	± 0.1	GWMP
pH (SU)	7.00	6.97	21.23	± 0.1	GWMP
pH (SU)	10.00	10.00	21.12	± 0.1	GWMP

	Standard	Calibration Value	Acceptance Criteria	Reference
Turbidity (NTU)	10	10.0	± 10% of standard	EPA 2023
	20	19.6		
	100	103		
	800	785		

Notes:

4.05 7.05 10.14
9.48 10.13 10.67

4.06 7.06 10.13
10.73 10.91 11.27

4.04 7.06 10.13
11.20 11.27 11.56

4.03 7.06 10.09
11.48 11.52 11.62

Site Name: Scherer

Field Instrumentation Calibration Form

Date: 2/28/24

Calibrated By: P Wahl

Field Conditions: Clear 50°F

Instrument	Manufactuer/ Model	Serial Number
Water Quality Meter	In-Situ Aquatroll	1080297
Turbidity Meter	Hach 2100Q	231000 000368

Calibration Standard Information

Parameter	Standard	Lot #	Date of Expiration	Brand
Specific Conductance (µS/cm)	4,490	24005593	11/2024	YSI
pH (SU)	4.00	"	"	"
pH (SU)	7.00	24003597	"	"
pH (SU)	10.00	24004996	"	"
D.O. (%)	N/A			
ORP (mV)	228.0	24006903	"	"

Calibration

Time Start 0725 Time Finish

Parameter	Standard	Calibration Value	Calibration Solution Temperature (°C)	Acceptance Criteria	Reference
Specific Conductance (µS/cm)	4,490	4909.3	17.27	± 10% of standard	EPA 2023
pH (SU)	4.00	3.94	17.29	± 0.1	GWMP
pH (SU)	7.00	7.01	17.01	± 0.1	GWMP
pH (SU)	10.00	10.05	17.42	± 0.1	GWMP
D.O. (%)	N/A	99.06	17.51	± 10%	NA
ORP (mV)	228.0	228.0	17.64	± 10	EPA 2023

	Standard	Calibration Value	Acceptance Criteria	Reference
Turbidity (NTU)	10	10.0	± 10% of standard	EPA 2023
	20	19.3		
	100	104		
	800	791		

Calibration Check

Time Start 1200 Time Finish

Parameter	Standard	Calibration Value	Calibration Solution Temperature (°C)	Acceptance Criteria	Reference
Specific Conductance (µS/cm)	4,490	4452.4	19.31	± 10% of standard	EPA 2023
pH (SU)	4.00	4.07	19.31	± 0.1	GWMP
pH (SU)	7.00	6.94	19.24	± 0.1	GWMP
pH (SU)	10.00	10.04	19.23	± 0.1	GWMP

	Standard	Calibration Value	Acceptance Criteria	Reference
Turbidity (NTU)	10	10.5	± 10% of standard	EPA 2023
	20	20.4		
	100	97.3		
	800	825		

Notes:

3.94 7.01 10.05
17.29 17.01 17.42

Site Name: Scherer

Field Instrumentation Calibration Form

Date: 2/28/24

Calibrated By: P Wahl

Field Conditions: Cloudy 60°F

Instrument	Manufactuer/ Model	Serial Number
Water Quality Meter	In-Situ Aquatroll	1080297
Turbidity Meter	Hach 2100Q	23100D000268

Calibration Standard Information

Parameter	Standard	Lot #	Date of Expiration	Brand
Specific Conductance (µS/cm)	4,490	24005593	11/2024	AIR
pH (SU)	4.00	"	"	"
pH (SU)	7.00	24003597	"	"
pH (SU)	10.00	24004996	"	"
D.O. (%)	N/A	—	—	—
ORP (mV)	228.0	24006903	"	"

Calibration

Time Start 0720 Time Finish 0740

Parameter	Standard	Calibration Value	Calibration Solution Temperature (°C)	Acceptance Criteria	Reference
Specific Conductance (µS/cm)	4,490	4463.5	16.44	± 10% of standard	EPA 2023
pH (SU)	4.00	4.02	16.47	± 0.1	GWMP
pH (SU)	7.00	7.02	16.74	± 0.1	GWMP
pH (SU)	10.00	10.05	16.96	± 0.1	GWMP
D.O. (%)	N/A	99.99	17.32	± 10%	NA
ORP (mV)	228.0	230.1	17.08	± 10	EPA 2023

	Standard	Calibration Value	Acceptance Criteria	Reference
Turbidity (NTU)	10	10.1	± 10% of standard	EPA 2023
	20	20.2		
	100	~~100~~ 98.3		
	800	~~809~~ 801		

Calibration Check

Time Start 1134 Time Finish 1145

Parameter	Standard	Calibration Value	Calibration Solution Temperature (°C)	Acceptance Criteria	Reference
Specific Conductance (µS/cm)	4,490	4384.5	22.22	± 10% of standard	EPA 2023
pH (SU)	4.00	4.08	22.22	± 0.1	GWMP
pH (SU)	7.00	7.02	20.25	± 0.1	GWMP
pH (SU)	10.00	9.94	20.16	± 0.1	GWMP

	Standard	Calibration Value	Acceptance Criteria	Reference
Turbidity (NTU)	10	10.4	± 10% of standard	EPA 2023
	20	20.3		
	100	98.5		
	800	764		

Notes:

Site Name: Scherer

Field Instrumentation Calibration Form

Date: 2/29/24

Calibrated By: Dwan

Field Conditions: Cloudy

Instrument	Manufactuer/ Model	Serial Number
Water Quality Meter	In-Situ Aquatroll	1080797
Turbidity Meter	Hach 2100Q	23100000368

Calibration Standard Information				
Parameter	Standard	Lot #	Date of Expiration	Brand
Specific Conductance (µS/cm)	4,490	24005593	11/2024	HIR
pH (SU)	4.00	"	"	"
pH (SU)	7.00	24003597	"	"
pH (SU)	10.00	24004596	"	"
D.O. (%)	N/A			
ORP (mV)	228.0	24006403	"	"

Calibration					
Time Start 0710		Time Finish 0735			
Parameter	Standard	Calibration Value	Calibration Solution Temperature (°C)	Acceptance Criteria	Reference
Specific Conductance (µS/cm)	4,490	4422.2	17.05	± 10% of standard	EPA 2023
pH (SU)	4.00	4.03	16.99	± 0.1	GWMP
pH (SU)	7.00	6.99	17.48	± 0.1	GWMP
pH (SU)	10.00	9.99	17.81	± 0.1	GWMP
D.O. (%)	N/A	99.15	16.68	± 10%	NA
ORP (mV)	228.0	225.6	17.84	± 10	EPA 2023

	Standard	Calibration Value	Acceptance Criteria	Reference
Turbidity (NTU)	10	9.97	± 10% of standard	EPA 2023
	20	19.9		
	100	98.8		
	800	791		

Calibration Check					
Time Start 1320		Time Finish 1326			
Parameter	Standard	Calibration Value	Calibration Solution Temperature (°C)	Acceptance Criteria	Reference
Specific Conductance (µS/cm)	4,490	4535.7	14.88	± 10% of standard	EPA 2023
pH (SU)	4.00	4.08	14.88	± 0.1	GWMP
pH (SU)	7.00	7.05	14.76	± 0.1	GWMP
pH (SU)	10.00	10.06	14.71	± 0.1	GWMP

	Standard	Calibration Value	Acceptance Criteria	Reference
Turbidity (NTU)	10	10.5	± 10% of standard	EPA 2023
	20	20.6		
	100	101		
	800	794		

Notes:

16.99 17.48 17.81
4.03 6.99 9.99

Site Name: Scherer

Field Instrumentation Calibration Form

Date: 3/1/24

Calibrated By: D Wahl

Field Conditions: Rainy

Instrument	Manufactuer/ Model	Serial Number
Water Quality Meter	In-Situ Aquatroll	1080297
Turbidity Meter	Hach 2100Q	23100000036 8

Calibration Standard Information				
Parameter	Standard	Lot #	Date of Expiration	Brand
Specific Conductance (µS/cm)	4,490	24005543	11/2024	ATR
pH (SU)	4.00	"	"	"
pH (SU)	7.00	24003597	"	"
pH (SU)	10.00	24004996	"	"
D.O. (%)	N/A			
ORP (mV)	228.0	24006903	"	"

Calibration					
Time Start		Time Finish			
Parameter	Standard	Calibration Value	Calibration Solution Temperature (°C)	Acceptance Criteria	Reference
Specific Conductance (µS/cm)	4,490	4490.4	17.57	± 10% of standard	EPA 2023
pH (SU)	4.00	4.02	17.54	± 0.1	GWMP
pH (SU)	7.00	7.02	17.74	± 0.1	GWMP
pH (SU)	10.00	10.03	17.97	± 0.1	GWMP
D.O. (%)	N/A	100.44	17.43	± 10%	NA
ORP (mV)	228.0	227.5	17.02	± 10	EPA 2023

	Standard	Calibration Value	Acceptance Criteria	Reference
Turbidity (NTU)	10	9.40	± 10% of standard	EPA 2023
	20	19.9		
	100	100		
	800	836		

Calibration Check					
Time Start 1095		Time Finish 1100			
Parameter	Standard	Calibration Value	Calibration Solution Temperature (°C)	Acceptance Criteria	Reference
Specific Conductance (µS/cm)	4,490	4438.5	17.24	± 10% of standard	EPA 2023
pH (SU)	4.00	4.08		± 0.1	GWMP
pH (SU)	7.00	7.06	10.63	± 0.1	GWMP
pH (SU)	10.00	10.09	10.94	± 0.1	GWMP

	Standard	Calibration Value	Acceptance Criteria	Reference
Turbidity (NTU)	10	10.1	± 10% of standard	EPA 2023
	20	21.3		
	100	103		
	800	769		

Notes:

Site Name: SCHERER

Field Instrumentation Calibration Form

Date: 02/24/24

Calibrated By: M. MANN

Field Conditions: 31°/65° F CLR

Instrument	Manufactuer/ Model	Serial Number
Water Quality Meter	IN-SITU AQUATROLL	883553
Turbidity Meter	HACH 2100Q	12090D000344

Calibration Standard Information

Parameter	Standard	Lot #	Date of Expiration	Brand
Specific Conductance (µS/cm)	4,490	24000344	05/2024	AIR
pH (SU)	4.00	24000044	05/2024	AIR
pH (SU)	7.00	22290139	04/2024	AIR
pH (SU)	10.00	22110130	04/2024	AIR
D.O. (%)	N/A	—	—	—
ORP (mV)	228.0	24002258	06/2024	AIR

Calibration

Time Start 0945 Time Finish 1010

Parameter	Standard	Calibration Value	Calibration Solution Temperature (°C)	Acceptance Criteria	Reference
Specific Conductance (µS/cm)	4,490	4360.7	7.33	± 10% of standard	EPA 2023
pH (SU)	4.00	3.94	8.61	± 0.1	GWMP
pH (SU)	7.00	6.91	8.66	± 0.1	GWMP
pH (SU)	10.00	9.93	8.52	± 0.1	GWMP
D.O. (%)	N/A	105.90	9.39	± 10%	NA
ORP (mV)	228.0	227.7	8.14	± 10	EPA 2023

	Standard	Calibration Value	Acceptance Criteria	Reference
Turbidity (NTU)	10	9.78	± 10% of standard	EPA 2023
	20	20.6		
	100	102		
	800	830		

Calibration Check

Time Start 1415 Time Finish 1420

Parameter	Standard	Calibration Value	Calibration Solution Temperature (°C)	Acceptance Criteria	Reference
Specific Conductance (µS/cm)	4,490	4238.1	18.11	± 10% of standard	EPA 2023
pH (SU)	4.00	3.92	18.11	± 0.1	GWMP
pH (SU)	7.00	6.93	16.47	± 0.1	GWMP
pH (SU)	10.00	10.00	15.63	± 0.1	GWMP

	Standard	Calibration Value	Acceptance Criteria	Reference
Turbidity (NTU)	10	10.1	± 10% of standard	EPA 2023
	20	19.8		
	100	98.1		
	800	758		

Notes:

Site Name: SCHERER

Field Instrumentation Calibration Form

Date: 02/21/24

Calibrated By: MDM

Field Conditions: 46°F SUNNY

Instrument	Manufactuer/ Model	Serial Number
Water Quality Meter	IN-SITU AQUATROLL	883553
Turbidity Meter	HACH 2100Q	22090000344

Calibration Standard Information

Parameter	Standard	Lot #	Date of Expiration	Brand
Specific Conductance (µS/cm)	4,490	24000044	05/2024	AIR
pH (SU)	4.00	24000044	05/2024	AIR
pH (SU)	7.00	22290139	04/2024	AIR
pH (SU)	10.00	22110130	04/2024	AIR
D.O. (%)	N/A			—
ORP (mV)	228.0	24002258	06/2024	AIR

Calibration

Time Start 0940 Time Finish 0955

Parameter	Standard	Calibration Value	Calibration Solution Temperature (°C)	Acceptance Criteria	Reference
Specific Conductance (µS/cm)	4,490	4444.2	11.70	± 10% of standard	EPA 2023
pH (SU)	4.00	4.03	11.86	± 0.1	GWMP
pH (SU)	7.00	6.92	12.08	± 0.1	GWMP
pH (SU)	10.00	10.03	11.99	± 0.1	GWMP
D.O. (%)	N/A	102.48	12.08	± 10%	NA
ORP (mV)	228.0	220.4	12.07	± 10	EPA 2023

	Standard	Calibration Value	Acceptance Criteria	Reference
Turbidity (NTU)	10	9.84	± 10% of standard	EPA 2023
	20	19.8		
	100	99.7		
	800	786		

Calibration Check

Time Start 1405 Time Finish 1415

Parameter	Standard	Calibration Value	Calibration Solution Temperature (°C)	Acceptance Criteria	Reference
Specific Conductance (µS/cm)	4,490	4276.8	21.01	± 10% of standard	EPA 2023
pH (SU)	4.00	4.08	20.85	± 0.1	GWMP
pH (SU)	7.00	6.96	19.63	± 0.1	GWMP
pH (SU)	10.00	9.92	19.09	± 0.1	GWMP

	Standard	Calibration Value	Acceptance Criteria	Reference
Turbidity (NTU)	10	10.6	± 10% of standard	EPA 2023
	20	20.8		
	100	101		
	800	778		

Notes:

Site Name: SCHERER

Calibrated By: M. MANN

Field Instrumentation Calibration Form

Date: 02/22/24

Field Conditions: 39°F SUNNY

Instrument	Manufactuer/ Model	Serial Number
Water Quality Meter	IN-SITU AQUATROLL	883553
Turbidity Meter	HACH 2100Q	22090DC003344

Calibration Standard Information

Parameter	Standard	Lot #	Date of Expiration	Brand
Specific Conductance (µS/cm)	4,490	24000044	05/2024	AIR
pH (SU)	4.00	24000044	05/2024	AIR
pH (SU)	7.00	22240139	04/2024	AIR
pH (SU)	10.00	22110130	04/2024	AIR
D.O. (%)	N/A	–	–	–
ORP (mV)	228.0	24002258	06/2024	AIR

Calibration

Time Start: 845 Time Finish:

Parameter	Standard	Calibration Value	Calibration Solution Temperature (°C)	Acceptance Criteria	Reference
Specific Conductance (µS/cm)	4,490	4363.8	11.94	± 10% of standard	EPA 2023
pH (SU)	4.00	4.01	11.94	± 0.1	GWMP
pH (SU)	7.00	7.01	11.85	± 0.1	GWMP
pH (SU)	10.00	9.93	11.85	± 0.1	GWMP
D.O. (%)	N/A	99.85	11.79	± 10%	NA
ORP (mV)	228.0	228.3	11.62	± 10	EPA 2023

	Standard	Calibration Value	Acceptance Criteria	Reference
Turbidity (NTU)	10	9.84	± 10% of standard	EPA 2023
	20	20.2		
	100	101		
	800	821		

Calibration Check

Time Start: 1300 Time Finish: 1305

Parameter	Standard	Calibration Value	Calibration Solution Temperature (°C)	Acceptance Criteria	Reference
Specific Conductance (µS/cm)	4,490	4,387.4	20.89	± 10% of standard	EPA 2023
pH (SU)	4.00	4.06	20.57	± 0.1	GWMP
pH (SU)	7.00	7.02	19.34	± 0.1	GWMP
pH (SU)	10.00	9.97	19.22	± 0.1	GWMP

	Standard	Calibration Value	Acceptance Criteria	Reference
Turbidity (NTU)	10	10.2	± 10% of standard	EPA 2023
	20	20.5		
	100	99.4		
	800	792		

Notes:

Site Name: SCHERER

Field Instrumentation Calibration Form

Date: 02/23/24

Calibrated By: MDM

Field Conditions: 51°F RAIN

Instrument	Manufactuer/ Model	Serial Number
Water Quality Meter	IN-SITU AQUATROLL	883553
Turbidity Meter	HACH 2100 Q	2209000034

Calibration Standard Information				
Parameter	Standard	Lot #	Date of Expiration	Brand
Specific Conductance (µS/cm)	4,490	24000044	05/2024	AIR
pH (SU)	4.00	24000044	05/2024	
pH (SU)	7.00	22290139	04/2024	
pH (SU)	10.00	22110130	04/2024	
D.O. (%)	N/A	—	—	
ORP (mV)	228.0	24002258	06/2024	

Calibration					
Time Start		Time Finish			
Parameter	Standard	Calibration Value	Calibration Solution Temperature (°C)	Acceptance Criteria	Reference
Specific Conductance (µS/cm)	4,490	4432.5	15.95	± 10% of standard	EPA 2023
pH (SU)	4.00	4.02	16.02	± 0.1	GWMP
pH (SU)	7.00	6.95	16.07	± 0.1	GWMP
pH (SU)	10.00	9.95	16.11	± 0.1	GWMP
D.O. (%)	N/A	~~220.1~~ 99.96	~~16.30~~ 16.24	± 10%	NA
ORP (mV)	228.0	220.1	16.30	± 10	EPA 2023

	Standard	Calibration Value	Acceptance Criteria	Reference
Turbidity (NTU)	~~10~~ 20	19.6	± 10% of standard	EPA 2023
	~~20~~ 100	98.9		
	~~100~~ 800	7.73		
	~~800~~ 10	~~[illegible]~~ 9.71 mm		

Calibration Check					
Time Start	1130	Time Finish	1135		
Parameter	Standard	Calibration Value	Calibration Solution Temperature (°C)	Acceptance Criteria	Reference
Specific Conductance (µS/cm)	4,490	4380.1	22.05	± 10% of standard	EPA 2023
pH (SU)	4.00	4.05	22.22	± 0.1	GWMP
pH (SU)	7.00	7.02	21.09	± 0.1	GWMP
pH (SU)	10.00	9.91	20.86	± 0.1	GWMP

	Standard	Calibration Value	Acceptance Criteria	Reference
Turbidity (NTU)	10	10.7	± 10% of standard	EPA 2023
	20	21.9		
	100	101		
	800	793		

Notes:

Site Name: SCHERER

Field Instrumentation Calibration Form

Date: 02/26/24

Calibrated By: M. MANN

Field Conditions: 40°/63°F

Instrument	Manufactuer/ Model	Serial Number
Water Quality Meter	IN-SITU AQUATROLL	883553
Turbidity Meter	HACH 2100Q	22090000344

Calibration Standard Information				
Parameter	Standard	Lot #	Date of Expiration	Brand
Specific Conductance (µS/cm)	4,490	24000044	05/24	
pH (SU)	4.00	24000044	05/24	
pH (SU)	7.00	22240139	04/24	
pH (SU)	10.00	22110130	04/24	
D.O. (%)	N/A	–	–	
ORP (mV)	228.0	24000258	06/24	

Calibration					
Time Start	950	Time Finish	1015		
Parameter	Standard	Calibration Value	Calibration Solution Temperature (°C)	Acceptance Criteria	Reference
Specific Conductance (µS/cm)	4,490	4572.1	13.83	± 10% of standard	EPA 2023
pH (SU)	4.00	4.03	14.45	± 0.1	GWMP
pH (SU)	7.00	7.09	14.32	± 0.1	GWMP
pH (SU)	10.00	10.02	14.36	± 0.1	GWMP
D.O. (%)	N/A	~~97~~ 58	14.26	± 10%	NA
ORP (mV)	228.0	14.40	228.6	± 10	EPA 2023

	Standard	Calibration Value	Acceptance Criteria	Reference
Turbidity (NTU)	10	9.90	± 10% of standard	EPA 2023
	20	20.1		
	100	97.5		
	800	799		

Calibration Check					
Time Start	1530	Time Finish	1540		
Parameter	Standard	Calibration Value	Calibration Solution Temperature (°C)	Acceptance Criteria	Reference
Specific Conductance (µS/cm)	4,490	4517.7	25.33	± 10% of standard	EPA 2023
pH (SU)	4.00	4.01	25.33	± 0.1	GWMP
pH (SU)	7.00	6.90	24.92	± 0.1	GWMP
pH (SU)	10.00	9.90	24.01	± 0.1	GWMP

	Standard	Calibration Value	Acceptance Criteria	Reference
Turbidity (NTU)	10	10.5	± 10% of standard	EPA 2023
	20	20.5		
	100	102		
	800	780		

Notes:

Site Name: PLANT SCHERER

Calibrated By: M. MANN

Field Instrumentation Calibration Form

Date: 02/27/24

Field Conditions: 540/730F

Instrument	Manufactuer/ Model	Serial Number
Water Quality Meter	In-Situ Aquatroll	883553
Turbidity Meter	Hach 2100Q	22090000344

Calibration Standard Information

Parameter	Standard	Lot #	Date of Expiration	Brand
Specific Conductance (µS/cm)	4,490	24000044	05/24	AIR
pH (SU)	4.00	24000044	05/24	↓
pH (SU)	7.00	22290134	04/24	↓
pH (SU)	10.00	22110130	04/24	↓
D.O. (%)	N/A	–	–	↓
ORP (mV)	228.0	24000225B	06/24	↓

Calibration

Time Start 1208 Time Finish

Parameter	Standard	Calibration Value	Calibration Solution Temperature (°C)	Acceptance Criteria	Reference
Specific Conductance (µS/cm)	4,490	4463.1	16.83	± 10% of standard	EPA 2023
pH (SU)	4.00	4.03	17.18	± 0.1	GWMP
pH (SU)	7.00	7.08	17.15	± 0.1	GWMP
pH (SU)	10.00	10.02	17.01	± 0.1	GWMP
D.O. (%)	N/A	99.49	17.09	± 10%	NA
ORP (mV)	228.0	222.4	17.10	± 10	EPA 2023

	Standard	Calibration Value	Acceptance Criteria	Reference
Turbidity (NTU)	10	10.0	± 10% of standard	EPA 2023
	20	20.0		
	100	812		
	800	771		

Calibration Check

Time Start 1555 Time Finish

Parameter	Standard	Calibration Value	Calibration Solution Temperature (°C)	Acceptance Criteria	Reference
Specific Conductance (µS/cm)	4,490	4578.8	20.34	± 10% of standard	EPA 2023
pH (SU)	4.00	4.09	20.34	± 0.1	GWMP
pH (SU)	7.00	7.08	20.44	± 0.1	GWMP
pH (SU)	10.00	10.04	20.40	± 0.1	GWMP

	Standard	Calibration Value	Acceptance Criteria	Reference
Turbidity (NTU)	10	11.0	± 10% of standard	EPA 2023
	20	20.8		
	100	92.0		
	800	815		

Notes:

Site Name: SCHERER

Field Instrumentation Calibration Form

Date: 02/28/24

Calibrated By: M. MANN

Field Conditions: 46°/78° CLOUDY

Instrument	Manufactuer/ Model	Serial Number
Water Quality Meter	In-Situ Aquatroll	883533
Turbidity Meter	Hach 2100Q	22,070D000344

Calibration Standard Information

Parameter	Standard	Lot #	Date of Expiration	Brand
Specific Conductance (µS/cm)	4,490	24000044	05/24	AIR
pH (SU)	4.00	24000044	05/24	↓
pH (SU)	7.00	22240139	04/24	↓
pH (SU)	10.00	22110130	04/24	↓
D.O. (%)	N/A	–	–	↓
ORP (mV)	228.0	24002258	06/24	↓

Calibration

Time Start 0840 Time Finish

Parameter	Standard	Calibration Value	Calibration Solution Temperature (°C)	Acceptance Criteria	Reference
Specific Conductance (µS/cm)	4,490	4583.6	17.68	± 10% of standard	EPA 2023
pH (SU)	4.00	4.06	17.68	± 0.1	GWMP
pH (SU)	7.00	6.94	17.73	± 0.1	GWMP
pH (SU)	10.00	9.93	17.84	± 0.1	GWMP
D.O. (%)	N/A	101.97	18.03	± 10%	NA
ORP (mV)	228.0	225.9	17.86	± 10	EPA 2023

	Standard	Calibration Value	Acceptance Criteria	Reference
Turbidity (NTU)	~~10~~ 20	19.9	± 10% of standard	EPA 2023
	~~20~~ 100	91.7		
	~~100~~ 800	830		
	~~800~~ 10	10.0		

Calibration Check

Time Start Time Finish

Parameter	Standard	Calibration Value	Calibration Solution Temperature (°C)	Acceptance Criteria	Reference
Specific Conductance (µS/cm)	4,490	4516.7	20.28	± 10% of standard	EPA 2023
pH (SU)	4.00	4.08	20.29	± 0.1	GWMP
pH (SU)	7.00	6.96	20.11	± 0.1	GWMP
pH (SU)	10.00	10.02	19.89	± 0.1	GWMP

	Standard	Calibration Value	Acceptance Criteria	Reference
Turbidity (NTU)	10	10.4	± 10% of standard	EPA 2023
	20	20.1		
	100	95.7		
	800	732		

Notes:

Site Name: SCHERER

Field Instrumentation Calibration Form

Date: 02/29/24

Calibrated By: M. MANN

Field Conditions:

Instrument	Manufactuer/ Model	Serial Number
Water Quality Meter	In-Situ Aquatroll	883553
Turbidity Meter	Hach 2100Q	22090000344

Calibration Standard Information				
Parameter	Standard	Lot #	Date of Expiration	Brand
Specific Conductance (µS/cm)	4,490	24000044	05/24	AIR
pH (SU)	4.00	24000044	05/24	
pH (SU)	7.00	22290139	04/24	
pH (SU)	10.00	22110130	04/24	
D.O. (%)	N/A	–	–	
ORP (mV)	228.0	24002258	05/24	

Calibration					
Time Start	1335	Time Finish	1350		
Parameter	Standard	Calibration Value	Calibration Solution Temperature (°C)	Acceptance Criteria	Reference
Specific Conductance (µS/cm)	4,490	4369.7	14.40	± 10% of standard	EPA 2023
pH (SU)	4.00	3.97	14.42	± 0.1	GWMP
pH (SU)	7.00	6.96	14.43	± 0.1	GWMP
pH (SU)	10.00	10.01	14.42	± 0.1	GWMP
D.O. (%)	N/A	97.53	14.41	± 10%	NA
ORP (mV)	228.0	231.9	14.45	± 10	EPA 2023

	Standard	Calibration Value	Acceptance Criteria	Reference
Turbidity (NTU)	10	9.80	± 10% of standard	EPA 2023
	20	20.3		
	100	101		
	800	798		

Calibration Check					
Time Start	1600	Time Finish	1605		
Parameter	Standard	Calibration Value	Calibration Solution Temperature (°C)	Acceptance Criteria	Reference
Specific Conductance (µS/cm)	4,490	4433.3	17.88	± 10% of standard	EPA 2023
pH (SU)	4.00	4.02	17.89	± 0.1	GWMP
pH (SU)	7.00	6.98	17.92	± 0.1	GWMP
pH (SU)	10.00	9.93	18.13	± 0.1	GWMP

	Standard	Calibration Value	Acceptance Criteria	Reference
Turbidity (NTU)	10	10.2	± 10% of standard	EPA 2023
	20	19.8		
	100	104		
	800	798		

Notes:

Site Name: SCHERER

Field Instrumentation Calibration Form

Date: 03/08/24

Calibrated By: MDM

Field Conditions: 43°/49° F RAIN

Instrument	Manufactuer/ Model	Serial Number
Water Quality Meter	In-Situ Aquatroll	~~[illegible]~~ 883553
Turbidity Meter	Hach 2100Q	22090D000344

Calibration Standard Information				
Parameter	Standard	Lot #	Date of Expiration	Brand
Specific Conductance (µS/cm)	4,490	24000044	05/24	
pH (SU)	4.00	24000044	05/24	
pH (SU)	7.00	22240139	04/24	
pH (SU)	10.00	22110130	04/24	
D.O. (%)	N/A	–	–	
ORP (mV)	228.0	24002258	06/24	

Calibration					
Time Start 0720		Time Finish			
Parameter	Standard	Calibration Value	Calibration Solution Temperature (°C)	Acceptance Criteria	Reference
Specific Conductance (µS/cm)	4,490	44468	16.29	± 10% of standard	EPA 2023
pH (SU)	4.00	4.08	14.25	± 0.1	GWMP
pH (SU)	7.00	6.96	14.08	± 0.1	GWMP
pH (SU)	10.00	9.94	13.99	± 0.1	GWMP
D.O. (%)	N/A	101.26	13.79	± 10%	NA
ORP (mV)	228.0	228.5	13.90	± 10	EPA 2023

	Standard	Calibration Value	Acceptance Criteria	Reference
Turbidity (NTU)	10	10.1	± 10% of standard	EPA 2023
	20	20.6		
	100	103		
	800	823		

Calibration Check					
Time Start 1100		Time Finish 1105			
Parameter	Standard	Calibration Value	Calibration Solution Temperature (°C)	Acceptance Criteria	Reference
Specific Conductance (µS/cm)	4,490	43782	10.09	± 10% of standard	EPA 2023
pH (SU)	4.00	4.06	10.09	± 0.1	GWMP
pH (SU)	7.00	7.07	10.21	± 0.1	GWMP
pH (SU)	10.00	10.02	10.34	± 0.1	GWMP

	Standard	Calibration Value	Acceptance Criteria	Reference
Turbidity (NTU)	10	10.7	± 10% of standard	EPA 2023
	20	20.2		
	100	103		
	800	814		

Notes:

Site Name: SHERER

Field Instrumentation Calibration Form

Date: 03/04/24

Calibrated By: M. MANN

Field Conditions: 550 / 700

Instrument	Manufactuer/ Model	Serial Number
Water Quality Meter	In-Situ Aquatroll	883553
Turbidity Meter	Hach 2100Q	22090D000344

Calibration Standard Information

Parameter	Standard	Lot #	Date of Expiration	Brand
Specific Conductance (µS/cm)	4,490	24000044	05/24	ATR
pH (SU)	4.00	24000044	05/24	
pH (SU)	7.00	22290139	04/24	
pH (SU)	10.00	22110130	04/24	
D.O. (%)	N/A	–	–	
ORP (mV)	228.0	24002258	06/24	

Calibration

Time Start

Time Finish

Parameter	Standard	Calibration Value	Calibration Solution Temperature (°C)	Acceptance Criteria	Reference
Specific Conductance (µS/cm)	4,490	4492.1	15.30	± 10% of standard	EPA 2023
pH (SU)	4.00	3.98	15.94	± 0.1	GWMP
pH (SU)	7.00	6.91	16.31	± 0.1	GWMP
pH (SU)	10.00	~~10.04~~ 9.94	16.42 ~~15.45~~	± 0.1	GWMP
D.O. (%)	N/A	99.09	16.71	± 10%	NA
ORP (mV)	228.0	223.5	16.16	± 10	EPA 2023

	Standard	Calibration Value	Acceptance Criteria	Reference
Turbidity (NTU)	10	9.70	± 10% of standard	EPA 2023
	20	20.2		
	100	95.9		
	800	774		

Calibration Check

Time Start

Time Finish

Parameter	Standard	Calibration Value	Calibration Solution Temperature (°C)	Acceptance Criteria	Reference
Specific Conductance (µS/cm)	4,490	4323.8	20.00	± 10% of standard	EPA 2023
pH (SU)	4.00	4.08	20.04	± 0.1	GWMP
pH (SU)	7.00	6.93	19.87	± 0.1	GWMP
pH (SU)	10.00	9.94	19.92	± 0.1	GWMP

	Standard	Calibration Value	Acceptance Criteria	Reference
Turbidity (NTU)	10	10.3	± 10% of standard	EPA 2023
	20	19.8		
	100	102		
	800	800		

Notes:

Site Name: SCHERER

Field Instrumentation Calibration Form

Date: 2/26/24

Calibrated By: M. WACHOB

Field Conditions:

Instrument	Manufactuer/ Model	Serial Number
Water Quality Meter	AQUA TROLL 400	850735
Turbidity Meter	HACH 2100Q	23100D000393

Calibration Standard Information

Parameter	Standard	Lot #	Date of Expiration	Brand
Specific Conductance (µS/cm)	4,490	24000044	05/24	AIR
pH (SU)	4.00	24000044	05/24	Air
pH (SU)	7.00	22290139	04/24	Air
pH (SU)	10.00	22110130	04/24	Air
D.O. (%)	N/A			
ORP (mV)	228.0	24002268	06/24	Air

Calibration

Time Start

Time Finish

Parameter	Standard	Calibration Value	Calibration Solution Temperature (°C)	Acceptance Criteria	Reference
Specific Conductance (µS/cm)	4,490	4507.3	13.77	± 10% of standard	EPA 2023
pH (SU)	4.00	~~4.08~~ 4.00	~~14.08~~ 13.85	± 0.1	GWMP
pH (SU)	7.00	~~7.04~~ 7.03	~~13.94~~ 13.67	± 0.1	GWMP
pH (SU)	10.00	~~10.08~~ 10.10	~~13.95~~ 13.77	± 0.1	GWMP
D.O. (%)	N/A	102.66	13.14	± 10%	NA
ORP (mV)	228.0	228	13.57	± 10	EPA 2023

	Standard	Calibration Value	Acceptance Criteria	Reference
Turbidity (NTU)	10	10.2	± 10% of standard	EPA 2023
	20	19.4		
	100	99.0		
	800	798		

Calibration Check

Time Start

Time Finish

Parameter	Standard	Calibration Value	Calibration Solution Temperature (°C)	Acceptance Criteria	Reference
Specific Conductance (µS/cm)	4,490	4260.3	22.10	± 10% of standard	EPA 2023
pH (SU)	4.00	4.08	22.10	± 0.1	GWMP
pH (SU)	7.00	7.05	18.98	± 0.1	GWMP
pH (SU)	10.00	10.06	17.94	± 0.1	GWMP

	Standard	Calibration Value	Acceptance Criteria	Reference
Turbidity (NTU)	10	10.4	± 10% of standard	EPA 2023
	20	20.4		
	100	98.4		
	800	768		

Notes:

4	7	10
3.76 pH	6.81 pH	9.94 pH
13.78°C	13.85°C	14.13°C
4.08 pH	7.04 pH	10.08
14.08°C	13.94°C	13.95°C
4.00	7.03	10.10
13.85°C	13.67°C	13.77°C

Site Name: SCHERER

Calibrated By: M. WACHOB

Field Instrumentation Calibration Form

Date: 2/27/24

Field Conditions:

Instrument	Manufactuer/ Model	Serial Number
Water Quality Meter	Aqua Troll 400	850735
Turbidity Meter	Hach	23100D000373

Calibration Standard Information

Parameter	Standard	Lot #	Date of Expiration	Brand
Specific Conductance (µS/cm)	4,490	24000044	05/24	AIR
pH (SU)	4.00	24000044	05/24	↓
pH (SU)	7.00	2290139	04/24	
pH (SU)	10.00	22110130	04/24	
D.O. (%)	N/A			
ORP (mV)	228.0	24002258	06/24	↓

Calibration

Time Start

Time Finish

Parameter	Standard	Calibration Value	Calibration Solution Temperature (°C)	Acceptance Criteria	Reference
Specific Conductance (µS/cm)	4,490	~~4.01~~ 4550.0	17.01	± 10% of standard	EPA 2023
pH (SU)	4.00	4.01	17.1	± 0.1	GWMP
pH (SU)	7.00	6.92	17.23	± 0.1	GWMP
pH (SU)	10.00	9.99	17.34	± 0.1	GWMP
D.O. (%)	N/A	100.64	16.74	± 10%	NA
ORP (mV)	228.0	222.6	16.95	± 10	EPA 2023

	Standard	Calibration Value	Acceptance Criteria	Reference
Turbidity (NTU)	10	10.3	± 10% of standard	EPA 2023
	20	~~20.4~~ 19.9		
	100	~~100~~ 99.9		
	800	~~791~~ 784		

Calibration Check

Time Start

Time Finish

Parameter	Standard	Calibration Value	Calibration Solution Temperature (°C)	Acceptance Criteria	Reference
Specific Conductance (µS/cm)	4,490	4482	18.17	± 10% of standard	EPA 2023
pH (SU)	4.00	4.10	18.21	± 0.1	GWMP
pH (SU)	7.00	6.99	18.17	± 0.1	GWMP
pH (SU)	10.00	10.03	18.12	± 0.1	GWMP

	Standard	Calibration Value	Acceptance Criteria	Reference
Turbidity (NTU)	10	10.1	± 10% of standard	EPA 2023
	20	19.5		
	100	99.0		
	800	787		

Notes:

4.01 6.92 9.99 100.64

17.1 17.23 17.34 16.74

20.4 100 791

10.3 19.9 99.9 784

4.09

19.32

10.1 19.5 99.0 787

4.13 7.11 10.12

18.43 18.34 18.18

4.10 6.99 10.03

18.21 18.17 18.12

Site Name: SCHERER

Field Instrumentation Calibration Form

Date: 2/28/24

Calibrated By: M. WACHOB

Field Conditions:

Instrument	Manufactuer/ Model	Serial Number
Water Quality Meter	Aqua Troll 400	850735
Turbidity Meter	Hach	23100000373

Calibration Standard Information				
Parameter	Standard	Lot #	Date of Expiration	Brand
Specific Conductance (µS/cm)	4,490	24000 44	05/24	ATR
pH (SU)	4.00	24000044	05/24	↓
pH (SU)	7.00	2290139	04/24	
pH (SU)	10.00	22110130	04/24	
D.O. (%)	N/A			
ORP (mV)	228.0	24002258	06/24	

Calibration					
Time Start		Time Finish			
Parameter	Standard	Calibration Value	Calibration Solution Temperature (°C)	Acceptance Criteria	Reference
Specific Conductance (µS/cm)	4,490	4,096	17.81	± 10% of standard	EPA 2023
pH (SU)	4.00	3.98	17.65	± 0.1	GWMP
pH (SU)	7.00	6.94	17.80	± 0.1	GWMP
pH (SU)	10.00	10.00	17.81	± 0.1	GWMP
D.O. (%)	N/A	98.48	17.79	± 10%	NA
ORP (mV)	228.0	225.9	17.81	± 10	EPA 2023

	Standard	Calibration Value	Acceptance Criteria	Reference
Turbidity (NTU)	10	9.96	± 10% of standard	EPA 2023
	20	20.2		
	100	99.7		
	800	804		

Calibration Check					
Time Start 1500		Time Finish			
Parameter	Standard	Calibration Value	Calibration Solution Temperature (°C)	Acceptance Criteria	Reference
Specific Conductance (µS/cm)	4,490	4350.3	22.40	± 10% of standard	EPA 2023
pH (SU)	4.00	4.06	22.40	± 0.1	GWMP
pH (SU)	7.00	7.07	22.36	± 0.1	GWMP
pH (SU)	10.00	10.01	22.01	± 0.1	GWMP

	Standard	Calibration Value	Acceptance Criteria	Reference
Turbidity (NTU)	10	9.98	± 10% of standard	EPA 2023
	20	19.80		
	100	97.9		
	800	795		

Notes: 3.98 3.98 6.94 10.00 225.9 4,096 98.48%
17.48 17.65 17.80 17.81 17.81 17.81 17.79

10 20 100 800
9.96 20.2 99.7 804

10 20 100 800
9.98 19.8 97.9 795

4.09 10.07
21.86 21.64

4.06 7.07 10.01
22.40 22.36 22.01

Site Name: SCHERER

Field Instrumentation Calibration Form

Date: 3-4-24

Calibrated By: J. BANKHEAD

Field Conditions: Cloudy, 55°F

Instrument	Manufactuer/ Model	Serial Number
Water Quality Meter	In-Situ Aquatroll	9800712
Turbidity Meter	Hach 2100Q	23100D000368

Calibration Standard Information

Parameter	Standard	Lot #	Date of Expiration	Brand
Specific Conductance (µS/cm)	4,490	24090044	5/2024	AUTOCAL SOLUTIONS
pH (SU)	4.00	24000044	5/2024	AUTOCAL SOLUTIONS
pH (SU)	7.00	22290137	4/2024	AUTOCAL SOLUTIONS
pH (SU)	10.00	22110130	4/2024	AUTOCAL SOLUTIONS
D.O. (%)	N/A	—	—	—
ORP (mV)	228.0	24002258	6/2024	AUTOCAL SOLUTIONS

Calibration

Time Start 9:28 Time Finish 9:42

Parameter	Standard	Calibration Value	Calibration Solution Temperature (°C)	Acceptance Criteria	Reference
Specific Conductance (µS/cm)	4,490	4,557	15.43	± 10% of standard	EPA 2023
pH (SU)	4.00	4.09	15.43	± 0.1	GWMP
pH (SU)	7.00	7.09	15.43	± 0.1	GWMP
pH (SU)	10.00	10.21	15.46	± 0.1	GWMP
D.O. (%)	N/A	101.4	15.47	± 10%	NA
ORP (mV)	228.0	236	15.47	± 10	EPA 2023

	Standard	Calibration Value	Acceptance Criteria	Reference
Turbidity (NTU)	10	10.2	± 10% of standard	EPA 2023
	20	20.1		
	100	101		
	800	768		

Calibration Check

Time Start 13:23 Time Finish

Parameter	Standard	Calibration Value	Calibration Solution Temperature (°C)	Acceptance Criteria	Reference
Specific Conductance (µS/cm)	4,490	4,381.2	18.52	± 10% of standard	EPA 2023
pH (SU)	4.00	4.07	18.52	± 0.1	GWMP
pH (SU)	7.00	7.08	18.24	± 0.1	GWMP
pH (SU)	10.00	10.06	17.85	± 0.1	GWMP

	Standard	Calibration Value	Acceptance Criteria	Reference
Turbidity (NTU)	10	10.5	± 10% of standard	EPA 2023
	20	20.2		
	100	101		
	800	790		

Notes:

Site Name: SCHERER

Calibrated By: M.WACHOB

Field Instrumentation Calibration Form

Date: 2/29/24

Field Conditions:

Instrument	Manufactuer/ Model	Serial Number
Water Quality Meter	Aqua Troll 400	850737
Turbidity Meter	Hach	23[illegible]000373

Calibration Standard Information

Parameter	Standard	Lot #	Date of Expiration	Brand
Specific Conductance (µS/cm)	4,490	24000044	05/24	AIR
pH (SU)	4.00	24000044	06/24	
pH (SU)	7.00	22[illegible]0139	04/24	
pH (SU)	10.00	22110130	04/24	
D.O. (%)	N/A			
ORP (mV)	228.0	24002258	06/24	

Calibration

Time Start

Time Finish

Parameter	Standard	Calibration Value	Calibration Solution Temperature (°C)	Acceptance Criteria	Reference
Specific Conductance (µS/cm)	4,490	4371.8	16.11	± 10% of standard	EPA 2023
pH (SU)	4.00	3.99	16.00	± 0.1	GWMP
pH (SU)	7.00	6.99	16.02	± 0.1	GWMP
pH (SU)	10.00	10.01	16.02	± 0.1	GWMP
D.O. (%)	N/A	99.67	14.68	± 10%	NA
ORP (mV)	228.0	237.6	15.93	± 10	EPA 2023

	Standard	Calibration Value	Acceptance Criteria	Reference
Turbidity (NTU)	10	10.0	± 10% of standard	EPA 2023
	20	19.5		
	100	100.0		
	800	795.0		

Calibration Check

Time Start

Time Finish

Parameter	Standard	Calibration Value	Calibration Solution Temperature (°C)	Acceptance Criteria	Reference
Specific Conductance (µS/cm)	4,490	~~4557~~ 4462.6	16.96	± 10% of standard	EPA 2023
pH (SU)	4.00	4.02	16.23	± 0.1	GWMP
pH (SU)	7.00	7.09	16.47	± 0.1	GWMP
pH (SU)	10.00	10.01	16.02	± 0.1	GWMP

	Standard	Calibration Value	Acceptance Criteria	Reference
Turbidity (NTU)	10	10.9	± 10% of standard	EPA 2023
	20	19.9		
	100	101.0		
	800	810.0		

Notes: 3.99 6.99 10.01 4371.8 ~~2580~~ 237.6 99.67

16.00 16.02 16.02 16.11 ~~15.85~~ 15.93 14.68

9.82 20.4 102 808

10.0 19.5 100 795

4.02 7.01 9.87 ✗

16.75 16.37 15.75

10.9 19.9 101 810 ✓

4.02 7.09 10.01

16.23 16.47 16.02

APPENDIX A

Instrument Calibration Records
May 2024

Site Name: Plant Scherer

Calibrated By: D. Bloomfield

Field Instrumentation Calibration Form

Date: 5/6/24

Field Conditions: Sunny, 75°

Instrument	Manufactuer/ Model	Serial Number
Water Quality Meter	Aquaprobe	966021
Turbidity Meter	HACH	

Calibration Standard Information				
Parameter	Standard	Lot #	Date of Expiration	Brand
Specific Conductance (µS/cm)	4,490	24005593	12/24	AIR
pH (SU)	4.00	"	"	"
pH (SU)	7.00	24004572	12/24	AIR
pH (SU)	10.00	24004535	12/24	AIR
D.O. (%)	N/A	24005593	12/24	AIR
ORP (mV)	228.0	24006903	11/24	AIR

Calibration					
Time Start 1245		Time Finish			
Parameter	Standard	Calibration Value	Calibration Solution Temperature (°C)	Acceptance Criteria	Reference
Specific Conductance (µS/cm)	4,490	5349.6	24.9	± 10% of standard	EPA 2023
pH (SU)	4.00	4.06	24.95	± 0.1	GWMP
pH (SU)	7.00	6.91	24.62	± 0.1	GWMP
pH (SU)	10.00	9.75	24.95	± 0.1	GWMP
D.O. (%)	N/A	90.00	23.82	± 10%	NA
ORP (mV)	228.0	241.7	24.35	± 10	EPA 2023

	Standard	Calibration Value	Acceptance Criteria	Reference
Turbidity (NTU)	20	15.8	± 10% of standard	EPA 2023
	100	99.1		
	800	793		
	10	9.91		

Calibration Check					
Time Start		Time Finish			
Parameter	Standard	Calibration Value	Calibration Solution Temperature (°C)	Acceptance Criteria	Reference
Specific Conductance (µS/cm)	4,490			± 10% of standard	EPA 2023
pH (SU)	4.00			± 0.1	GWMP
pH (SU)	7.00			± 0.1	GWMP
pH (SU)	10.00			± 0.1	GWMP

	Standard	Calibration Value	Acceptance Criteria	Reference
Turbidity (NTU)			± 10% of standard	EPA 2023

Notes:

APPENDIX B

Analytical Results, Data Validation Summaries, and Laboratory Accreditation

APPENDIX B

Analytical Results February 2024

eurofins | Environment Testing

ANALYTICAL REPORT

PREPARED FOR

Attn: Joju Abraham
Southern Company
241 Ralph McGill Blvd SE
B10185
Atlanta, Georgia 30308

Generated 3/8/2024 11:18:42 AM

JOB DESCRIPTION

CCR - Plant Scherer Ash Pond

JOB NUMBER

680-246967-1

Eurofins Savannah
5102 LaRoche Avenue
Savannah GA 31404

See page two for job notes and contact information.

my EOL

Eurofins Savannah

Job Notes

This report may not be reproduced except in full, and with written approval from the laboratory. The results relate only to the samples tested. For questions please contact the Project Manager at the e-mail address or telephone number listed on this page.

The test results in this report relate only to the samples as received by the laboratory and will meet all requirements of the methodology, with any exceptions noted. This report shall not be reproduced except in full, without the express written approval of the laboratory. All questions should be directed to the Eurofins Environment Testing Southeast, LLC Project Manager.

Authorization

Generated
3/8/2024 11:18:42 AM

Authorized for release by
David Fuller, Project Manager
David.Fuller@et.eurofinsus.com
(770)344-8986

Definitions/Glossary

Client: Southern Company
Project/Site: CCR - Plant Scherer Ash Pond

Job ID: 680-246967-1

Qualifiers

HPLC/IC

Qualifier	Qualifier Description
F1	MS and/or MSD recovery exceeds control limits.
J	Result is less than the RL but greater than or equal to the MDL and the concentration is an approximate value.

Metals

Qualifier	Qualifier Description
4	MS, MSD: The analyte present in the original sample is greater than 4 times the matrix spike concentration; therefore, control limits are not applicable.
B	Compound was found in the blank and sample.
F1	MS and/or MSD recovery exceeds control limits.
J	Result is less than the RL but greater than or equal to the MDL and the concentration is an approximate value.

Glossary

Abbreviation	These commonly used abbreviations may or may not be present in this report.
¤	Listed under the "D" column to designate that the result is reported on a dry weight basis
%R	Percent Recovery
CFL	Contains Free Liquid
CFU	Colony Forming Unit
CNF	Contains No Free Liquid
DER	Duplicate Error Ratio (normalized absolute difference)
Dil Fac	Dilution Factor
DL	Detection Limit (DoD/DOE)
DL, RA, RE, IN	Indicates a Dilution, Re-analysis, Re-extraction, or additional Initial metals/anion analysis of the sample
DLC	Decision Level Concentration (Radiochemistry)
EDL	Estimated Detection Limit (Dioxin)
LOD	Limit of Detection (DoD/DOE)
LOQ	Limit of Quantitation (DoD/DOE)
MCL	EPA recommended "Maximum Contaminant Level"
MDA	Minimum Detectable Activity (Radiochemistry)
MDC	Minimum Detectable Concentration (Radiochemistry)
MDL	Method Detection Limit
ML	Minimum Level (Dioxin)
MPN	Most Probable Number
MQL	Method Quantitation Limit
NC	Not Calculated
ND	Not Detected at the reporting limit (or MDL or EDL if shown)
NEG	Negative / Absent
POS	Positive / Present
PQL	Practical Quantitation Limit
PRES	Presumptive
QC	Quality Control
RER	Relative Error Ratio (Radiochemistry)
RL	Reporting Limit or Requested Limit (Radiochemistry)
RPD	Relative Percent Difference, a measure of the relative difference between two points
TEF	Toxicity Equivalent Factor (Dioxin)
TEQ	Toxicity Equivalent Quotient (Dioxin)
TNTC	Too Numerous To Count

Sample Summary

Client: Southern Company
Project/Site: CCR - Plant Scherer Ash Pond

Job ID: 680-246967-1

Lab Sample ID	Client Sample ID	Matrix	Collected	Received
680-246967-1	SCH-SGWA-1	Water	02/20/24 12:55	02/21/24 11:30
680-246967-2	SCH-SGWA-2	Water	02/20/24 14:30	02/21/24 11:30
680-246967-3	SCH-SGWC-6	Water	02/20/24 14:30	02/21/24 11:30
680-246967-4	SCH-AP1-FD-1	Water	02/20/24 00:00	02/21/24 11:30
680-246967-5	SCH-SGWA-4	Water	02/20/24 11:21	02/21/24 11:30
680-246967-6	SCH-SGWC-19	Water	02/20/24 13:23	02/21/24 11:30
680-246967-7	SCH-AP1-EB-1	Water	02/20/24 15:00	02/21/24 11:30

Job Narrative
680-246967-1

Analytical test results meet all requirements of the associated regulatory program listed on the Accreditation/Certification Summary Page unless otherwise noted under the individual analysis. Data qualifiers are applied to indicate exceptions. Noncompliant quality control (QC) is further explained in narrative comments.

- Matrix QC may not be reported if insufficient sample or site-specific QC samples were not submitted. In these situations, to demonstrate precision and accuracy at a batch level, a LCS/LCSD may be performed, unless otherwise specified in the method.
- Surrogate and/or isotope dilution analyte recoveries (if applicable) which are outside of the QC window are confirmed unless attributed to a dilution or otherwise noted in the narrative.

Receipt
The samples were received on 2/21/2024 11:30 AM. Unless otherwise noted below, the samples arrived in good condition, and, where required, properly preserved and on ice. The temperatures of the 3 coolers at receipt time were 0.8°C, 2.1°C and 5.5°C.

HPLC/IC
No additional analytical or quality issues were noted, other than those described above or in the Definitions/ Glossary page.

Metals
No additional analytical or quality issues were noted, other than those described above or in the Definitions/ Glossary page.

General Chemistry
Method 2540C: A lesser volume of sample was used for the following samples due to the nature of the sample matrix resulting in elevated reporting limits: SCH-SGWC-19 (680-246967-6).

No additional analytical or quality issues were noted, other than those described above or in the Definitions/ Glossary page.

Client Sample Results

Client: Southern Company
Project/Site: CCR - Plant Scherer Ash Pond

Job ID: 680-246967-1

Client Sample ID: SCH-SGWA-1

Lab Sample ID: 680-246967-1
Date Collected: 02/20/24 12:55
Matrix: Water
Date Received: 02/21/24 11:30

Method: EPA 300.0 - Anions, Ion Chromatography

Analyte	Result	Qualifier	RL	MDL	Unit	D	Prepared	Analyzed	Dil Fac
Fluoride	<0.20		0.40	0.20	mg/L			03/01/24 11:18	1
Chloride	**2.3**		1.0	0.20	mg/L			03/01/24 11:18	1
Sulfate	**0.88**	**J**	1.0	0.50	mg/L			03/01/24 11:18	1

Method: SW846 6020B - Metals (ICP/MS) - Total Recoverable

Analyte	Result	Qualifier	RL	MDL	Unit	D	Prepared	Analyzed	Dil Fac
Antimony	<0.00034		0.0020	0.00034	mg/L		02/22/24 09:36	02/23/24 20:21	1
Arsenic	<0.00086		0.0010	0.00086	mg/L		02/22/24 09:36	02/23/24 20:21	1
Barium	**0.045**		0.010	0.00089	mg/L		02/22/24 09:36	02/23/24 20:21	1
Beryllium	**0.00032**	**J**	0.0025	0.00020	mg/L		02/22/24 09:36	02/23/24 20:21	1
Boron	<0.022		0.080	0.022	mg/L		02/22/24 09:36	02/23/24 20:21	1
Cadmium	<0.000078		0.0025	0.000078	mg/L		02/22/24 09:36	02/23/24 20:21	1
Calcium	**1.7**		0.50	0.14	mg/L		02/22/24 09:36	02/23/24 20:21	1
Chromium	**0.0024**		0.0020	0.0012	mg/L		02/22/24 09:36	02/25/24 13:35	1
Cobalt	**0.0013**	**J**	0.0025	0.00022	mg/L		02/22/24 09:36	02/23/24 20:21	1
Iron	**0.067**	**J**	0.10	0.012	mg/L		02/22/24 09:36	02/25/24 13:35	1
Lead	<0.00021		0.0010	0.00021	mg/L		02/22/24 09:36	02/23/24 20:21	1
Lithium	**0.0051**		0.0050	0.0020	mg/L		02/22/24 09:36	02/23/24 20:21	1
Magnesium	**0.84**		0.50	0.023	mg/L		02/22/24 09:36	02/23/24 20:21	1
Manganese	**0.11**		0.0050	0.0022	mg/L		02/22/24 09:36	02/23/24 20:21	1
Molybdenum	<0.00086		0.015	0.00086	mg/L		02/22/24 09:36	02/23/24 20:21	1
Potassium	**0.66**		0.50	0.044	mg/L		02/22/24 09:36	02/25/24 13:35	1
Selenium	<0.00099		0.0050	0.00099	mg/L		02/22/24 09:36	02/23/24 20:21	1
Sodium	**3.1**		0.50	0.20	mg/L		02/22/24 09:36	02/25/24 13:35	1
Thallium	<0.00026		0.0010	0.00026	mg/L		02/22/24 09:36	02/23/24 20:21	1

Method: SW846 7470A - Mercury (CVAA)

Analyte	Result	Qualifier	RL	MDL	Unit	D	Prepared	Analyzed	Dil Fac
Mercury	<0.000080		0.00020	0.000080	mg/L		02/26/24 13:49	02/27/24 11:01	1

General Chemistry

Analyte	Result	Qualifier	RL	MDL	Unit	D	Prepared	Analyzed	Dil Fac
Total Alkalinity as CaCO3 to pH 4.5 (SM 2320B-2011)	**15**		5.0	2.2	mg/L			02/22/24 20:36	1
Bicarbonate Alkalinity as CaCO3 (SM 2320B-2011)	**15**		5.0	5.0	mg/L			02/22/24 20:36	1
Carbonate Alkalinity as CaCO3 (SM 2320B-2011)	<5.0		5.0	5.0	mg/L			02/22/24 20:36	1
Total Dissolved Solids (SM 2540C-2011)	**45**		10	10	mg/L			02/26/24 11:53	1
Sulfide (SW846 9034)	<10		10	10	mg/L		02/22/24 09:29	02/22/24 10:31	1

Client Sample ID: SCH-SGWA-2

Lab Sample ID: 680-246967-2
Date Collected: 02/20/24 14:30
Matrix: Water
Date Received: 02/21/24 11:30

Method: EPA 300.0 - Anions, Ion Chromatography

Analyte	Result	Qualifier	RL	MDL	Unit	D	Prepared	Analyzed	Dil Fac
Fluoride	<0.20		0.40	0.20	mg/L			03/01/24 11:35	1
Chloride	**1.8**		1.0	0.20	mg/L			03/01/24 11:35	1
Sulfate	**0.90**	**J**	1.0	0.50	mg/L			03/01/24 11:35	1

Client Sample Results

Client: Southern Company
Project/Site: CCR - Plant Scherer Ash Pond

Job ID: 680-246967-1

Client Sample ID: SCH-SGWA-2

Lab Sample ID: 680-246967-2
Date Collected: 02/20/24 14:30
Matrix: Water
Date Received: 02/21/24 11:30

Method: SW846 6020B - Metals (ICP/MS) - Total Recoverable

Analyte	Result	Qualifier	RL	MDL	Unit	D	Prepared	Analyzed	Dil Fac
Antimony	<0.00034		0.0020	0.00034	mg/L		02/22/24 09:36	02/23/24 20:25	1
Arsenic	<0.00086		0.0010	0.00086	mg/L		02/22/24 09:36	02/23/24 20:25	1
Barium	**0.048**		0.010	0.00089	mg/L		02/22/24 09:36	02/23/24 20:25	1
Beryllium	<0.00020		0.0025	0.00020	mg/L		02/22/24 09:36	02/23/24 20:25	1
Boron	<0.022		0.080	0.022	mg/L		02/22/24 09:36	02/23/24 20:25	1
Cadmium	<0.000078		0.0025	0.000078	mg/L		02/22/24 09:36	02/23/24 20:25	1
Calcium	**13**		0.50	0.14	mg/L		02/22/24 09:36	02/23/24 20:25	1
Chromium	**0.015**		0.0020	0.0012	mg/L		02/22/24 09:36	02/25/24 13:38	1
Cobalt	<0.00022		0.0025	0.00022	mg/L		02/22/24 09:36	02/23/24 20:25	1
Iron	**0.028**	**J**	0.10	0.012	mg/L		02/22/24 09:36	02/25/24 13:38	1
Lead	<0.00021		0.0010	0.00021	mg/L		02/22/24 09:36	02/23/24 20:25	1
Lithium	**0.0025**	**J**	0.0050	0.0020	mg/L		02/22/24 09:36	02/23/24 20:25	1
Magnesium	**6.9**		0.50	0.023	mg/L		02/22/24 09:36	02/23/24 20:25	1
Manganese	<0.0022		0.0050	0.0022	mg/L		02/22/24 09:36	02/23/24 20:25	1
Molybdenum	<0.00086		0.015	0.00086	mg/L		02/22/24 09:36	02/23/24 20:25	1
Potassium	**0.97**		0.50	0.044	mg/L		02/22/24 09:36	02/25/24 13:38	1
Selenium	<0.00099		0.0050	0.00099	mg/L		02/22/24 09:36	02/23/24 20:25	1
Sodium	**5.0**		0.50	0.20	mg/L		02/22/24 09:36	02/25/24 13:38	1
Thallium	<0.00026		0.0010	0.00026	mg/L		02/22/24 09:36	02/23/24 20:25	1

Method: SW846 7470A - Mercury (CVAA)

Analyte	Result	Qualifier	RL	MDL	Unit	D	Prepared	Analyzed	Dil Fac
Mercury	<0.000080		0.00020	0.000080	mg/L		02/26/24 13:49	02/27/24 10:59	1

General Chemistry

Analyte	Result	Qualifier	RL	MDL	Unit	D	Prepared	Analyzed	Dil Fac
Total Alkalinity as CaCO3 to pH 4.5 (SM 2320B-2011)	**65**		5.0	2.2	mg/L			02/22/24 20:54	1
Bicarbonate Alkalinity as CaCO3 (SM 2320B-2011)	**65**		5.0	5.0	mg/L			02/22/24 20:54	1
Carbonate Alkalinity as CaCO3 (SM 2320B-2011)	<5.0		5.0	5.0	mg/L			02/22/24 20:54	1
Total Dissolved Solids (SM 2540C-2011)	**100**		10	10	mg/L			02/26/24 11:53	1
Sulfide (SW846 9034)	<10		10	10	mg/L		02/22/24 09:29	02/22/24 10:31	1

Client Sample ID: SCH-SGWC-6

Lab Sample ID: 680-246967-3
Date Collected: 02/20/24 14:30
Matrix: Water
Date Received: 02/21/24 11:30

Method: EPA 300.0 - Anions, Ion Chromatography

Analyte	Result	Qualifier	RL	MDL	Unit	D	Prepared	Analyzed	Dil Fac
Fluoride	<0.20		0.40	0.20	mg/L			03/01/24 11:52	1
Chloride	**2.6**		1.0	0.20	mg/L			03/01/24 11:52	1
Sulfate	**1.5**		1.0	0.50	mg/L			03/01/24 11:52	1

Method: SW846 6020B - Metals (ICP/MS) - Total Recoverable

Analyte	Result	Qualifier	RL	MDL	Unit	D	Prepared	Analyzed	Dil Fac
Antimony	<0.00034		0.0020	0.00034	mg/L		02/22/24 09:36	02/23/24 20:37	1
Arsenic	<0.00086		0.0010	0.00086	mg/L		02/22/24 09:36	02/23/24 20:37	1
Barium	**0.13**		0.010	0.00089	mg/L		02/22/24 09:36	02/23/24 20:37	1
Beryllium	<0.00020		0.0025	0.00020	mg/L		02/22/24 09:36	02/23/24 20:37	1

Client Sample ID: SCH-SGWC-6

Lab Sample ID: 680-246967-3
Date Collected: 02/20/24 14:30
Matrix: Water
Date Received: 02/21/24 11:30

Method: SW846 6020B - Metals (ICP/MS) - Total Recoverable (Continued)

Analyte	Result	Qualifier	RL	MDL	Unit	D	Prepared	Analyzed	Dil Fac
Boron	<0.022		0.080	0.022	mg/L		02/22/24 09:36	02/23/24 20:37	1
Cadmium	<0.000078		0.0025	0.000078	mg/L		02/22/24 09:36	02/23/24 20:37	1
Calcium	**11**		0.50	0.14	mg/L		02/22/24 09:36	02/23/24 20:37	1
Chromium	<0.0012		0.0020	0.0012	mg/L		02/22/24 09:36	02/25/24 13:40	1
Cobalt	<0.00022		0.0025	0.00022	mg/L		02/22/24 09:36	02/23/24 20:37	1
Iron	**0.014**	**J**	0.10	0.012	mg/L		02/22/24 09:36	02/25/24 13:40	1
Lead	<0.00021		0.0010	0.00021	mg/L		02/22/24 09:36	02/23/24 20:37	1
Lithium	**0.0046**	**J**	0.0050	0.0020	mg/L		02/22/24 09:36	02/23/24 20:37	1
Magnesium	**4.6**		0.50	0.023	mg/L		02/22/24 09:36	02/23/24 20:37	1
Manganese	<0.0022		0.0050	0.0022	mg/L		02/22/24 09:36	02/23/24 20:37	1
Molybdenum	<0.00086		0.015	0.00086	mg/L		02/22/24 09:36	02/23/24 20:37	1
Potassium	**0.98**		0.50	0.044	mg/L		02/22/24 09:36	02/25/24 13:40	1
Selenium	<0.00099		0.0050	0.00099	mg/L		02/22/24 09:36	02/23/24 20:37	1
Sodium	**13**		0.50	0.20	mg/L		02/22/24 09:36	02/25/24 13:40	1
Thallium	<0.00026		0.0010	0.00026	mg/L		02/22/24 09:36	02/23/24 20:37	1

Method: SW846 7470A - Mercury (CVAA)

Analyte	Result	Qualifier	RL	MDL	Unit	D	Prepared	Analyzed	Dil Fac
Mercury	<0.000080		0.00020	0.000080	mg/L		02/26/24 13:49	02/27/24 10:57	1

General Chemistry

Analyte	Result	Qualifier	RL	MDL	Unit	D	Prepared	Analyzed	Dil Fac
Total Alkalinity as CaCO3 to pH 4.5 (SM 2320B-2011)	**72**		5.0	2.2	mg/L			02/22/24 21:02	1
Bicarbonate Alkalinity as CaCO3 (SM 2320B-2011)	**72**		5.0	5.0	mg/L			02/22/24 21:02	1
Carbonate Alkalinity as CaCO3 (SM 2320B-2011)	<5.0		5.0	5.0	mg/L			02/22/24 21:02	1
Total Dissolved Solids (SM 2540C-2011)	**120**		10	10	mg/L			02/26/24 11:53	1
Sulfide (SW846 9034)	<10		10	10	mg/L		02/22/24 09:29	02/22/24 10:31	1

Client Sample ID: SCH-AP1-FD-1

Lab Sample ID: 680-246967-4
Date Collected: 02/20/24 00:00
Matrix: Water
Date Received: 02/21/24 11:30

Method: EPA 300.0 - Anions, Ion Chromatography

Analyte	Result	Qualifier	RL	MDL	Unit	D	Prepared	Analyzed	Dil Fac
Fluoride	<0.20		0.40	0.20	mg/L			03/01/24 12:09	1
Chloride	**2.7**		1.0	0.20	mg/L			03/01/24 12:09	1
Sulfate	**1.5**		1.0	0.50	mg/L			03/01/24 12:09	1

Method: SW846 6020B - Metals (ICP/MS) - Total Recoverable

Analyte	Result	Qualifier	RL	MDL	Unit	D	Prepared	Analyzed	Dil Fac
Antimony	<0.00034		0.0020	0.00034	mg/L		02/22/24 09:36	02/23/24 20:41	1
Arsenic	<0.00086		0.0010	0.00086	mg/L		02/22/24 09:36	02/23/24 20:41	1
Barium	**0.14**		0.010	0.00089	mg/L		02/22/24 09:36	02/23/24 20:41	1
Beryllium	<0.00020		0.0025	0.00020	mg/L		02/22/24 09:36	02/23/24 20:41	1
Boron	<0.022		0.080	0.022	mg/L		02/22/24 09:36	02/23/24 20:41	1
Cadmium	<0.000078		0.0025	0.000078	mg/L		02/22/24 09:36	02/23/24 20:41	1
Calcium	**11**		0.50	0.14	mg/L		02/22/24 09:36	02/23/24 20:41	1
Chromium	**0.0014**	**J**	0.0020	0.0012	mg/L		02/22/24 09:36	02/25/24 13:43	1

Client Sample ID: SCH-AP1-FD-1

Lab Sample ID: 680-246967-4
Matrix: Water
Date Collected: 02/20/24 00:00
Date Received: 02/21/24 11:30

Method: SW846 6020B - Metals (ICP/MS) - Total Recoverable (Continued)

Analyte	Result	Qualifier	RL	MDL	Unit	D	Prepared	Analyzed	Dil Fac
Cobalt	<0.00022		0.0025	0.00022	mg/L		02/22/24 09:36	02/23/24 20:41	1
Iron	**0.017**	**J**	0.10	0.012	mg/L		02/22/24 09:36	02/25/24 13:43	1
Lead	<0.00021		0.0010	0.00021	mg/L		02/22/24 09:36	02/23/24 20:41	1
Lithium	**0.0027**	**J**	0.0050	0.0020	mg/L		02/22/24 09:36	02/23/24 20:41	1
Magnesium	**4.7**		0.50	0.023	mg/L		02/22/24 09:36	02/23/24 20:41	1
Manganese	<0.0022		0.0050	0.0022	mg/L		02/22/24 09:36	02/23/24 20:41	1
Molybdenum	<0.00086		0.015	0.00086	mg/L		02/22/24 09:36	02/23/24 20:41	1
Potassium	**0.98**		0.50	0.044	mg/L		02/22/24 09:36	02/25/24 13:43	1
Selenium	<0.00099		0.0050	0.00099	mg/L		02/22/24 09:36	02/23/24 20:41	1
Sodium	**13**		0.50	0.20	mg/L		02/22/24 09:36	02/25/24 13:43	1
Thallium	<0.00026		0.0010	0.00026	mg/L		02/22/24 09:36	02/23/24 20:41	1

Method: SW846 7470A - Mercury (CVAA)

Analyte	Result	Qualifier	RL	MDL	Unit	D	Prepared	Analyzed	Dil Fac
Mercury	<0.000080		0.00020	0.000080	mg/L		02/26/24 13:49	02/27/24 10:55	1

General Chemistry

Analyte	Result	Qualifier	RL	MDL	Unit	D	Prepared	Analyzed	Dil Fac
Total Alkalinity as CaCO3 to pH 4.5 (SM 2320B-2011)	**70**		5.0	2.2	mg/L			02/22/24 20:45	1
Bicarbonate Alkalinity as CaCO3 (SM 2320B-2011)	**70**		5.0	5.0	mg/L			02/22/24 20:45	1
Carbonate Alkalinity as CaCO3 (SM 2320B-2011)	<5.0		5.0	5.0	mg/L			02/22/24 20:45	1
Total Dissolved Solids (SM 2540C-2011)	**120**		10	10	mg/L			02/26/24 11:53	1
Sulfide (SW846 9034)	<10		10	10	mg/L		02/22/24 09:29	02/22/24 10:31	1

Client Sample ID: SCH-SGWA-4

Lab Sample ID: 680-246967-5
Matrix: Water
Date Collected: 02/20/24 11:21
Date Received: 02/21/24 11:30

Method: EPA 300.0 - Anions, Ion Chromatography

Analyte	Result	Qualifier	RL	MDL	Unit	D	Prepared	Analyzed	Dil Fac
Fluoride	<0.20		0.40	0.20	mg/L			03/01/24 12:26	1
Chloride	**1.5**		1.0	0.20	mg/L			03/01/24 12:26	1
Sulfate	<0.50		1.0	0.50	mg/L			03/01/24 12:26	1

Method: SW846 6020B - Metals (ICP/MS) - Total Recoverable

Analyte	Result	Qualifier	RL	MDL	Unit	D	Prepared	Analyzed	Dil Fac
Antimony	<0.00034		0.0020	0.00034	mg/L		02/22/24 09:36	02/23/24 20:45	1
Arsenic	<0.00086		0.0010	0.00086	mg/L		02/22/24 09:36	02/23/24 20:45	1
Barium	**0.091**		0.010	0.00089	mg/L		02/22/24 09:36	02/23/24 20:45	1
Beryllium	<0.00020		0.0025	0.00020	mg/L		02/22/24 09:36	02/23/24 20:45	1
Boron	<0.022		0.080	0.022	mg/L		02/22/24 09:36	02/23/24 20:45	1
Cadmium	<0.000078		0.0025	0.000078	mg/L		02/22/24 09:36	02/23/24 20:45	1
Calcium	**23**		0.50	0.14	mg/L		02/22/24 09:36	02/23/24 20:45	1
Chromium	**0.0058**		0.0020	0.0012	mg/L		02/22/24 09:36	02/25/24 13:46	1
Cobalt	<0.00022		0.0025	0.00022	mg/L		02/22/24 09:36	02/23/24 20:45	1
Iron	<0.012		0.10	0.012	mg/L		02/22/24 09:36	02/25/24 13:46	1
Lead	<0.00021		0.0010	0.00021	mg/L		02/22/24 09:36	02/23/24 20:45	1
Lithium	<0.0020		0.0050	0.0020	mg/L		02/22/24 09:36	02/23/24 20:45	1

Client Sample ID: SCH-SGWA-4

Lab Sample ID: 680-246967-5
Matrix: Water
Date Collected: 02/20/24 11:21
Date Received: 02/21/24 11:30

Method: SW846 6020B - Metals (ICP/MS) - Total Recoverable (Continued)

Analyte	Result	Qualifier	RL	MDL	Unit	D	Prepared	Analyzed	Dil Fac
Magnesium	**7.4**		0.50	0.023	mg/L		02/22/24 09:36	02/23/24 20:45	1
Manganese	<0.0022		0.0050	0.0022	mg/L		02/22/24 09:36	02/23/24 20:45	1
Molybdenum	<0.00086		0.015	0.00086	mg/L		02/22/24 09:36	02/23/24 20:45	1
Potassium	**1.8**		0.50	0.044	mg/L		02/22/24 09:36	02/25/24 13:46	1
Selenium	<0.00099		0.0050	0.00099	mg/L		02/22/24 09:36	02/23/24 20:45	1
Sodium	**9.6**		0.50	0.20	mg/L		02/22/24 09:36	02/25/24 13:46	1
Thallium	<0.00026		0.0010	0.00026	mg/L		02/22/24 09:36	02/23/24 20:45	1

Method: SW846 7470A - Mercury (CVAA)

Analyte	Result	Qualifier	RL	MDL	Unit	D	Prepared	Analyzed	Dil Fac
Mercury	<0.000080		0.00020	0.000080	mg/L		02/26/24 13:49	02/27/24 10:48	1

General Chemistry

Analyte	Result	Qualifier	RL	MDL	Unit	D	Prepared	Analyzed	Dil Fac
Total Alkalinity as CaCO3 to pH 4.5 (SM 2320B-2011)	**100**		5.0	2.2	mg/L			02/23/24 09:50	1
Bicarbonate Alkalinity as CaCO3 (SM 2320B-2011)	**100**		5.0	5.0	mg/L			02/23/24 09:50	1
Carbonate Alkalinity as CaCO3 (SM 2320B-2011)	<5.0		5.0	5.0	mg/L			02/23/24 09:50	1
Total Dissolved Solids (SM 2540C-2011)	**130**		10	10	mg/L			02/26/24 11:53	1
Sulfide (SW846 9034)	<10		10	10	mg/L		02/22/24 09:29	02/22/24 10:31	1

Client Sample ID: SCH-SGWC-19

Lab Sample ID: 680-246967-6
Matrix: Water
Date Collected: 02/20/24 13:23
Date Received: 02/21/24 11:30

Method: EPA 300.0 - Anions, Ion Chromatography

Analyte	Result	Qualifier	RL	MDL	Unit	D	Prepared	Analyzed	Dil Fac
Fluoride	<1.0		2.0	1.0	mg/L			03/01/24 12:43	5
Chloride	**12**		5.0	1.0	mg/L			03/01/24 12:43	5
Sulfate	**310**		5.0	2.5	mg/L			03/01/24 12:43	5

Method: SW846 6020B - Metals (ICP/MS) - Total Recoverable

Analyte	Result	Qualifier	RL	MDL	Unit	D	Prepared	Analyzed	Dil Fac
Antimony	<0.00034		0.0020	0.00034	mg/L		02/22/24 09:46	02/23/24 21:46	1
Arsenic	<0.00086		0.0010	0.00086	mg/L		02/22/24 09:46	02/23/24 21:46	1
Barium	**0.024**		0.010	0.00089	mg/L		02/22/24 09:46	02/23/24 21:46	1
Beryllium	<0.00020		0.0025	0.00020	mg/L		02/22/24 09:46	02/23/24 21:46	1
Boron	**2.0**		0.080	0.022	mg/L		02/22/24 09:46	02/25/24 14:32	1
Cadmium	<0.000078		0.0025	0.000078	mg/L		02/22/24 09:46	02/23/24 21:46	1
Calcium	**42**		0.50	0.14	mg/L		02/22/24 09:46	02/23/24 21:46	1
Chromium	**0.018**	**B F1**	0.0020	0.0012	mg/L		02/22/24 09:46	02/23/24 21:46	1
Cobalt	<0.00022		0.0025	0.00022	mg/L		02/22/24 09:46	02/23/24 21:46	1
Iron	**0.030**	**J**	0.10	0.012	mg/L		02/22/24 09:46	02/23/24 21:46	1
Lead	<0.00021		0.0010	0.00021	mg/L		02/22/24 09:46	02/23/24 21:46	1
Lithium	**0.015**		0.0050	0.0020	mg/L		02/22/24 09:46	02/23/24 21:46	1
Magnesium	**19**	**F1**	0.50	0.023	mg/L		02/22/24 09:46	02/23/24 21:46	1
Manganese	**0.015**		0.0050	0.0022	mg/L		02/22/24 09:46	02/23/24 21:46	1
Molybdenum	<0.00086		0.015	0.00086	mg/L		02/22/24 09:46	02/23/24 21:46	1
Potassium	**2.7**		0.50	0.044	mg/L		02/22/24 09:46	02/25/24 14:32	1

Client Sample Results

Client: Southern Company
Project/Site: CCR - Plant Scherer Ash Pond

Job ID: 680-246967-1

Client Sample ID: SCH-SGWC-19

Lab Sample ID: 680-246967-6
Date Collected: 02/20/24 13:23
Matrix: Water
Date Received: 02/21/24 11:30

Method: SW846 6020B - Metals (ICP/MS) - Total Recoverable (Continued)

Analyte	Result	Qualifier	RL	MDL	Unit	D	Prepared	Analyzed	Dil Fac
Selenium	<0.00099		0.0050	0.00099	mg/L		02/22/24 09:46	02/23/24 21:46	1
Sodium	**54**		0.50	0.20	mg/L		02/22/24 09:46	02/25/24 14:32	1
Thallium	<0.00026		0.0010	0.00026	mg/L		02/22/24 09:46	02/23/24 21:46	1

Method: SW846 7470A - Mercury (CVAA)

Analyte	Result	Qualifier	RL	MDL	Unit	D	Prepared	Analyzed	Dil Fac
Mercury	<0.000080		0.00020	0.000080	mg/L		02/26/24 13:49	02/27/24 10:46	1

General Chemistry

Analyte	Result	Qualifier	RL	MDL	Unit	D	Prepared	Analyzed	Dil Fac
Total Alkalinity as CaCO3 to pH 4.5 (SM 2320B-2011)	**25**		5.0	2.2	mg/L			02/23/24 09:36	1
Bicarbonate Alkalinity as CaCO3 (SM 2320B-2011)	**25**		5.0	5.0	mg/L			02/23/24 09:36	1
Carbonate Alkalinity as CaCO3 (SM 2320B-2011)	<5.0		5.0	5.0	mg/L			02/23/24 09:36	1
Total Dissolved Solids (SM 2540C-2011)	**420**		40	40	mg/L			02/26/24 11:53	1
Sulfide (SW846 9034)	<10		10	10	mg/L		02/22/24 09:29	02/22/24 10:31	1

Client Sample ID: SCH-AP1-EB-1

Lab Sample ID: 680-246967-7
Date Collected: 02/20/24 15:00
Matrix: Water
Date Received: 02/21/24 11:30

Method: EPA 300.0 - Anions, Ion Chromatography

Analyte	Result	Qualifier	RL	MDL	Unit	D	Prepared	Analyzed	Dil Fac
Fluoride	<0.20		0.40	0.20	mg/L			03/01/24 13:00	1
Chloride	<0.20		1.0	0.20	mg/L			03/01/24 13:00	1
Sulfate	<0.50		1.0	0.50	mg/L			03/01/24 13:00	1

Method: SW846 6020B - Metals (ICP/MS) - Total Recoverable

Analyte	Result	Qualifier	RL	MDL	Unit	D	Prepared	Analyzed	Dil Fac
Antimony	<0.00034		0.0020	0.00034	mg/L		02/22/24 09:46	02/23/24 21:59	1
Arsenic	<0.00086		0.0010	0.00086	mg/L		02/22/24 09:46	02/23/24 21:59	1
Barium	<0.00089		0.010	0.00089	mg/L		02/22/24 09:46	02/23/24 21:59	1
Beryllium	<0.00020		0.0025	0.00020	mg/L		02/22/24 09:46	02/23/24 21:59	1
Boron	**0.087**		0.080	0.022	mg/L		02/22/24 09:46	02/25/24 14:40	1
Cadmium	<0.000078		0.0025	0.000078	mg/L		02/22/24 09:46	02/23/24 21:59	1
Calcium	<0.14		0.50	0.14	mg/L		02/22/24 09:46	02/23/24 21:59	1
Chromium	**0.0016**	**J B**	0.0020	0.0012	mg/L		02/22/24 09:46	02/23/24 21:59	1
Cobalt	<0.00022		0.0025	0.00022	mg/L		02/22/24 09:46	02/23/24 21:59	1
Iron	<0.012		0.10	0.012	mg/L		02/22/24 09:46	02/23/24 21:59	1
Lead	<0.00021		0.0010	0.00021	mg/L		02/22/24 09:46	02/23/24 21:59	1
Lithium	**0.0041**	**J**	0.0050	0.0020	mg/L		02/22/24 09:46	02/23/24 21:59	1
Magnesium	<0.023		0.50	0.023	mg/L		02/22/24 09:46	02/23/24 21:59	1
Manganese	<0.0022		0.0050	0.0022	mg/L		02/22/24 09:46	02/23/24 21:59	1
Molybdenum	<0.00086		0.015	0.00086	mg/L		02/22/24 09:46	02/23/24 21:59	1
Potassium	<0.044		0.50	0.044	mg/L		02/22/24 09:46	02/25/24 14:40	1
Selenium	<0.00099		0.0050	0.00099	mg/L		02/22/24 09:46	02/23/24 21:59	1
Sodium	<0.20		0.50	0.20	mg/L		02/22/24 09:46	02/25/24 14:40	1
Thallium	<0.00026		0.0010	0.00026	mg/L		02/22/24 09:46	02/23/24 21:59	1

Client Sample Results

Client: Southern Company
Project/Site: CCR - Plant Scherer Ash Pond

Job ID: 680-246967-1

Client Sample ID: SCH-AP1-EB-1

Lab Sample ID: 680-246967-7

Date Collected: 02/20/24 15:00
Matrix: Water
Date Received: 02/21/24 11:30

Method: SW846 7470A - Mercury (CVAA)

Analyte	Result	Qualifier	RL	MDL	Unit	D	Prepared	Analyzed	Dil Fac
Mercury	<0.000080		0.00020	0.000080	mg/L		02/26/24 13:49	02/27/24 10:44	1

General Chemistry

Analyte	Result	Qualifier	RL	MDL	Unit	D	Prepared	Analyzed	Dil Fac
Total Alkalinity as CaCO3 to pH 4.5 (SM 2320B-2011)	<2.2		5.0	2.2	mg/L			02/23/24 09:41	1
Bicarbonate Alkalinity as CaCO3 (SM 2320B-2011)	<5.0		5.0	5.0	mg/L			02/23/24 09:41	1
Carbonate Alkalinity as CaCO3 (SM 2320B-2011)	<5.0		5.0	5.0	mg/L			02/23/24 09:41	1
Total Dissolved Solids (SM 2540C-2011)	<10		10	10	mg/L			02/26/24 11:53	1
Sulfide (SW846 9034)	<10		10	10	mg/L		02/22/24 09:29	02/22/24 10:31	1

QC Sample Results

Client: Southern Company
Project/Site: CCR - Plant Scherer Ash Pond

Job ID: 680-246967-1

Method: 300.0 - Anions, Ion Chromatography

Lab Sample ID: MB 670-78646/6
Matrix: Water
Analysis Batch: 78646

Client Sample ID: Method Blank
Prep Type: Total/NA

Analyte	MB Result	MB Qualifier	RL	MDL	Unit	D	Prepared	Analyzed	Dil Fac
Fluoride	<0.20		0.40	0.20	mg/L			03/01/24 11:02	1
Chloride	<0.20		1.0	0.20	mg/L			03/01/24 11:02	1
Sulfate	<0.50		1.0	0.50	mg/L			03/01/24 11:02	1

Lab Sample ID: LCS 670-78646/4
Matrix: Water
Analysis Batch: 78646

Client Sample ID: Lab Control Sample
Prep Type: Total/NA

Analyte	Spike Added	LCS Result	LCS Qualifier	Unit	D	%Rec	%Rec Limits
Fluoride	4.00	4.08		mg/L		102	90 - 110
Chloride	4.00	3.89		mg/L		97	90 - 110
Sulfate	4.00	3.88		mg/L		97	90 - 110

Lab Sample ID: LCSD 670-78646/5
Matrix: Water
Analysis Batch: 78646

Client Sample ID: Lab Control Sample Dup
Prep Type: Total/NA

Analyte	Spike Added	LCSD Result	LCSD Qualifier	Unit	D	%Rec	%Rec Limits	RPD	RPD Limit
Fluoride	4.00	4.08		mg/L		102	90 - 110	0	20
Chloride	4.00	3.89		mg/L		97	90 - 110	0	20
Sulfate	4.00	3.88		mg/L		97	90 - 110	0	20

Lab Sample ID: 670-35279-A-3 MS
Matrix: Water
Analysis Batch: 78646

Client Sample ID: Matrix Spike
Prep Type: Total/NA

Analyte	Sample Result	Sample Qualifier	Spike Added	MS Result	MS Qualifier	Unit	D	%Rec	%Rec Limits
Fluoride	<0.20		5.00	5.79		mg/L		116	80 - 120
Chloride	5.4		5.00	10.7		mg/L		105	80 - 120
Sulfate	3.9	F1	5.00	7.56	F1	mg/L		73	80 - 120

Lab Sample ID: 670-35279-A-3 MSD
Matrix: Water
Analysis Batch: 78646

Client Sample ID: Matrix Spike Duplicate
Prep Type: Total/NA

Analyte	Sample Result	Sample Qualifier	Spike Added	MSD Result	MSD Qualifier	Unit	D	%Rec	%Rec Limits	RPD	RPD Limit
Fluoride	<0.20		5.00	5.80		mg/L		116	80 - 120	0	20
Chloride	5.4		5.00	10.7		mg/L		105	80 - 120	0	20
Sulfate	3.9	F1	5.00	7.54	F1	mg/L		72	80 - 120	0	20

Lab Sample ID: MB 670-78688/10
Matrix: Water
Analysis Batch: 78688

Client Sample ID: Method Blank
Prep Type: Total/NA

Analyte	MB Result	MB Qualifier	RL	MDL	Unit	D	Prepared	Analyzed	Dil Fac
Fluoride	<0.20		0.40	0.20	mg/L			03/01/24 23:20	1
Chloride	<0.20		1.0	0.20	mg/L			03/01/24 23:20	1
Sulfate	<0.50		1.0	0.50	mg/L			03/01/24 23:20	1

QC Sample Results

Client: Southern Company
Project/Site: CCR - Plant Scherer Ash Pond

Job ID: 680-246967-1

Method: 6020B - Metals (ICP/MS)

Lab Sample ID: MB 680-823961/1-A
Matrix: Water
Analysis Batch: 824321

Client Sample ID: Method Blank
Prep Type: Total Recoverable
Prep Batch: 823961

Analyte	MB Result	MB Qualifier	RL	MDL	Unit	D	Prepared	Analyzed	Dil Fac
Antimony	<0.00034		0.0020	0.00034	mg/L		02/22/24 09:36	02/23/24 19:00	1
Arsenic	<0.00086		0.0010	0.00086	mg/L		02/22/24 09:36	02/23/24 19:00	1
Barium	<0.00089		0.010	0.00089	mg/L		02/22/24 09:36	02/23/24 19:00	1
Beryllium	<0.00020		0.0025	0.00020	mg/L		02/22/24 09:36	02/23/24 19:00	1
Boron	<0.022		0.080	0.022	mg/L		02/22/24 09:36	02/23/24 19:00	1
Cadmium	<0.000078		0.0025	0.000078	mg/L		02/22/24 09:36	02/23/24 19:00	1
Calcium	<0.14		0.50	0.14	mg/L		02/22/24 09:36	02/23/24 19:00	1
Cobalt	<0.00022		0.0025	0.00022	mg/L		02/22/24 09:36	02/23/24 19:00	1
Lead	<0.00021		0.0010	0.00021	mg/L		02/22/24 09:36	02/23/24 19:00	1
Lithium	<0.0020		0.0050	0.0020	mg/L		02/22/24 09:36	02/23/24 19:00	1
Magnesium	<0.023		0.50	0.023	mg/L		02/22/24 09:36	02/23/24 19:00	1
Manganese	<0.0022		0.0050	0.0022	mg/L		02/22/24 09:36	02/23/24 19:00	1
Molybdenum	<0.00086		0.015	0.00086	mg/L		02/22/24 09:36	02/23/24 19:00	1
Selenium	<0.00099		0.0050	0.00099	mg/L		02/22/24 09:36	02/23/24 19:00	1
Thallium	<0.00026		0.0010	0.00026	mg/L		02/22/24 09:36	02/23/24 19:00	1

Lab Sample ID: MB 680-823961/1-A
Matrix: Water
Analysis Batch: 824440

Client Sample ID: Method Blank
Prep Type: Total Recoverable
Prep Batch: 823961

Analyte	MB Result	MB Qualifier	RL	MDL	Unit	D	Prepared	Analyzed	Dil Fac
Chromium	<0.0012		0.0020	0.0012	mg/L		02/22/24 09:36	02/25/24 13:20	1
Iron	<0.012		0.10	0.012	mg/L		02/22/24 09:36	02/25/24 13:20	1
Potassium	<0.044		0.50	0.044	mg/L		02/22/24 09:36	02/25/24 13:20	1
Sodium	<0.20		0.50	0.20	mg/L		02/22/24 09:36	02/25/24 13:20	1

Lab Sample ID: LCS 680-823961/2-A
Matrix: Water
Analysis Batch: 824321

Client Sample ID: Lab Control Sample
Prep Type: Total Recoverable
Prep Batch: 823961

Analyte	Spike Added	LCS Result	LCS Qualifier	Unit	D	%Rec	%Rec Limits
Antimony	0.0500	0.0511		mg/L		102	80 - 120
Arsenic	0.100	0.103		mg/L		103	80 - 120
Barium	0.100	0.101		mg/L		101	80 - 120
Beryllium	0.0500	0.0554		mg/L		111	80 - 120
Boron	0.400	0.429		mg/L		107	80 - 120
Cadmium	0.0500	0.0491		mg/L		98	80 - 120
Calcium	5.00	4.87		mg/L		97	80 - 120
Cobalt	0.0500	0.0514		mg/L		103	80 - 120
Lead	0.500	0.465		mg/L		93	80 - 120
Lithium	0.500	0.503		mg/L		101	80 - 120
Magnesium	5.00	4.68		mg/L		94	80 - 120
Manganese	0.400	0.365		mg/L		91	80 - 120
Molybdenum	0.100	0.102		mg/L		102	80 - 120
Selenium	0.100	0.102		mg/L		102	80 - 120
Thallium	0.0500	0.0482		mg/L		96	80 - 120

Method: 6020B - Metals (ICP/MS) (Continued)

Lab Sample ID: LCS 680-823961/2-A — **Client Sample ID: Lab Control Sample**
Matrix: Water — **Prep Type: Total Recoverable**
Analysis Batch: 824440 — **Prep Batch: 823961**

Analyte			Spike Added	LCS Result	LCS Qualifier	Unit	D	%Rec	%Rec Limits		
Chromium			0.100	0.103		mg/L		103	80 - 120		
Iron			4.99	5.00		mg/L		100	80 - 120		
Potassium			7.00	7.20		mg/L		103	80 - 120		
Sodium			5.03	5.14		mg/L		102	80 - 120		

Lab Sample ID: 680-246961-A-2-B MSD — **Client Sample ID: Matrix Spike Duplicate**
Matrix: Water — **Prep Type: Total Recoverable**
Analysis Batch: 824321 — **Prep Batch: 823961**

Analyte	Sample Result	Sample Qualifier	Spike Added	MSD Result	MSD Qualifier	Unit	D	%Rec	%Rec Limits	RPD	RPD Limit
Antimony	0.00050	J	0.0500	0.0519		mg/L		103	75 - 125	1	20
Arsenic	0.0014		0.100	0.102		mg/L		101	75 - 125	1	20
Barium	0.013		0.100	0.115		mg/L		102	75 - 125	1	20
Beryllium	<0.00020		0.0500	0.0548		mg/L		110	75 - 125	0	20
Boron	<0.022		0.400	0.433		mg/L		108	75 - 125	2	20
Cadmium	<0.000078		0.0500	0.0493		mg/L		99	75 - 125	4	20
Calcium	58		5.00	61.4	4	mg/L		70	75 - 125	5	20
Cobalt	0.00056	J	0.0500	0.0501		mg/L		99	75 - 125	2	20
Lead	0.00032	J	0.500	0.456		mg/L		91	75 - 125	2	20
Lithium	0.0047	J	0.500	0.489		mg/L		97	75 - 125	3	20
Magnesium	52		5.00	56.8	4	mg/L		100	75 - 125	1	20
Manganese	0.073		0.400	0.431		mg/L		90	75 - 125	0	20
Molybdenum	0.0011	J	0.100	0.105		mg/L		104	75 - 125	0	20
Selenium	<0.00099		0.100	0.105		mg/L		105	75 - 125	1	20
Thallium	<0.00026		0.0500	0.0479		mg/L		96	75 - 125	2	20

Lab Sample ID: 680-246961-A-2-B MSD — **Client Sample ID: Matrix Spike Duplicate**
Matrix: Water — **Prep Type: Total Recoverable**
Analysis Batch: 824440 — **Prep Batch: 823961**

Analyte	Sample Result	Sample Qualifier	Spike Added	MSD Result	MSD Qualifier	Unit	D	%Rec	%Rec Limits	RPD	RPD Limit
Chromium	0.0015	J	0.100	0.103		mg/L		101	75 - 125	1	20
Iron	6.9	F1	4.99	11.9		mg/L		99	75 - 125	14	20
Potassium	1.8		7.00	9.04		mg/L		103	75 - 125	4	20
Sodium	21		5.03	25.6	4	mg/L		100	75 - 125	2	20

Lab Sample ID: 680-246961-C-2-D MS — **Client Sample ID: Matrix Spike**
Matrix: Water — **Prep Type: Total Recoverable**
Analysis Batch: 824321 — **Prep Batch: 823961**

Analyte	Sample Result	Sample Qualifier	Spike Added	MS Result	MS Qualifier	Unit	D	%Rec	%Rec Limits		
Antimony	0.00050	J	0.0500	0.0516		mg/L		102	75 - 125		
Arsenic	0.0014		0.100	0.103		mg/L		102	75 - 125		
Barium	0.013		0.100	0.114		mg/L		102	75 - 125		
Beryllium	<0.00020		0.0500	0.0547		mg/L		109	75 - 125		
Boron	<0.022		0.400	0.444		mg/L		111	75 - 125		
Cadmium	<0.000078		0.0500	0.0511		mg/L		102	75 - 125		
Calcium	58		5.00	64.3	4	mg/L		128	75 - 125		
Cobalt	0.00056	J	0.0500	0.0511		mg/L		101	75 - 125		

Method: 6020B - Metals (ICP/MS) (Continued)

Lab Sample ID: 680-246961-C-2-D MS
Matrix: Water
Analysis Batch: 824321

Client Sample ID: Matrix Spike
Prep Type: Total Recoverable
Prep Batch: 823961

Analyte	Sample Result	Sample Qualifier	Spike Added	MS Result	MS Qualifier	Unit	D	%Rec	%Rec Limits
Lead	0.00032	J	0.500	0.464		mg/L		93	75 - 125
Lithium	0.0047	J	0.500	0.504		mg/L		100	75 - 125
Magnesium	52		5.00	57.2	4	mg/L		109	75 - 125
Manganese	0.073		0.400	0.433		mg/L		90	75 - 125
Molybdenum	0.0011	J	0.100	0.105		mg/L		104	75 - 125
Selenium	<0.00099		0.100	0.106		mg/L		106	75 - 125
Thallium	<0.00026		0.0500	0.0489		mg/L		98	75 - 125

Lab Sample ID: 680-246961-C-2-D MS
Matrix: Water
Analysis Batch: 824440

Client Sample ID: Matrix Spike
Prep Type: Total Recoverable
Prep Batch: 823961

Analyte	Sample Result	Sample Qualifier	Spike Added	MS Result	MS Qualifier	Unit	D	%Rec	%Rec Limits
Chromium	0.0015	J	0.100	0.101		mg/L		99	75 - 125
Iron	6.9	F1	4.99	10.3	F1	mg/L		67	75 - 125
Potassium	1.8		7.00	8.70		mg/L		98	75 - 125
Sodium	21		5.03	25.0	4	mg/L		89	75 - 125

Lab Sample ID: MB 680-823963/1-A
Matrix: Water
Analysis Batch: 824321

Client Sample ID: Method Blank
Prep Type: Total Recoverable
Prep Batch: 823963

Analyte	MB Result	MB Qualifier	RL	MDL	Unit	D	Prepared	Analyzed	Dil Fac
Antimony	<0.00034		0.0020	0.00034	mg/L		02/22/24 09:46	02/23/24 21:38	1
Arsenic	<0.00086		0.0010	0.00086	mg/L		02/22/24 09:46	02/23/24 21:38	1
Barium	<0.00089		0.010	0.00089	mg/L		02/22/24 09:46	02/23/24 21:38	1
Beryllium	<0.00020		0.0025	0.00020	mg/L		02/22/24 09:46	02/23/24 21:38	1
Cadmium	<0.000078		0.0025	0.000078	mg/L		02/22/24 09:46	02/23/24 21:38	1
Calcium	<0.14		0.50	0.14	mg/L		02/22/24 09:46	02/23/24 21:38	1
Chromium	0.00155	J	0.0020	0.0012	mg/L		02/22/24 09:46	02/23/24 21:38	1
Cobalt	<0.00022		0.0025	0.00022	mg/L		02/22/24 09:46	02/23/24 21:38	1
Iron	<0.012		0.10	0.012	mg/L		02/22/24 09:46	02/23/24 21:38	1
Lead	<0.00021		0.0010	0.00021	mg/L		02/22/24 09:46	02/23/24 21:38	1
Lithium	<0.0020		0.0050	0.0020	mg/L		02/22/24 09:46	02/23/24 21:38	1
Magnesium	<0.023		0.50	0.023	mg/L		02/22/24 09:46	02/23/24 21:38	1
Manganese	<0.0022		0.0050	0.0022	mg/L		02/22/24 09:46	02/23/24 21:38	1
Molybdenum	<0.00086		0.015	0.00086	mg/L		02/22/24 09:46	02/23/24 21:38	1
Selenium	<0.00099		0.0050	0.00099	mg/L		02/22/24 09:46	02/23/24 21:38	1
Thallium	<0.00026		0.0010	0.00026	mg/L		02/22/24 09:46	02/23/24 21:38	1

Lab Sample ID: MB 680-823963/1-A
Matrix: Water
Analysis Batch: 824440

Client Sample ID: Method Blank
Prep Type: Total Recoverable
Prep Batch: 823963

Analyte	MB Result	MB Qualifier	RL	MDL	Unit	D	Prepared	Analyzed	Dil Fac
Boron	<0.022		0.080	0.022	mg/L		02/22/24 09:46	02/25/24 14:26	1
Potassium	<0.044		0.50	0.044	mg/L		02/22/24 09:46	02/25/24 14:26	1
Sodium	<0.20		0.50	0.20	mg/L		02/22/24 09:46	02/25/24 14:26	1

Method: 6020B - Metals (ICP/MS) (Continued)

Lab Sample ID: LCS 680-823963/2-A
Matrix: Water
Analysis Batch: 824321

Client Sample ID: Lab Control Sample
Prep Type: Total Recoverable
Prep Batch: 823963

Analyte	Spike Added	LCS Result	LCS Qualifier	Unit	D	%Rec	%Rec Limits
Antimony	0.0500	0.0534		mg/L		107	80 - 120
Arsenic	0.100	0.109		mg/L		109	80 - 120
Barium	0.100	0.108		mg/L		108	80 - 120
Beryllium	0.0500	0.0564		mg/L		113	80 - 120
Cadmium	0.0500	0.0520		mg/L		104	80 - 120
Calcium	5.00	5.05		mg/L		101	80 - 120
Chromium	0.100	0.114		mg/L		114	80 - 120
Cobalt	0.0500	0.0539		mg/L		108	80 - 120
Iron	4.99	5.58		mg/L		112	80 - 120
Lead	0.500	0.494		mg/L		99	80 - 120
Lithium	0.500	0.507		mg/L		101	80 - 120
Magnesium	5.00	4.68		mg/L		94	80 - 120
Manganese	0.400	0.377		mg/L		94	80 - 120
Molybdenum	0.100	0.114		mg/L		114	80 - 120
Selenium	0.100	0.110		mg/L		110	80 - 120
Thallium	0.0500	0.0511		mg/L		102	80 - 120

Lab Sample ID: LCS 680-823963/2-A
Matrix: Water
Analysis Batch: 824440

Client Sample ID: Lab Control Sample
Prep Type: Total Recoverable
Prep Batch: 823963

Analyte	Spike Added	LCS Result	LCS Qualifier	Unit	D	%Rec	%Rec Limits
Boron	0.400	0.349		mg/L		87	80 - 120
Potassium	7.00	7.05		mg/L		101	80 - 120
Sodium	5.03	5.17		mg/L		103	80 - 120

Lab Sample ID: 680-246967-6 MS
Matrix: Water
Analysis Batch: 824321

Client Sample ID: SCH-SGWC-19
Prep Type: Total Recoverable
Prep Batch: 823963

Analyte	Sample Result	Sample Qualifier	Spike Added	MS Result	MS Qualifier	Unit	D	%Rec	%Rec Limits
Antimony	<0.00034		0.0500	0.0558		mg/L		112	75 - 125
Arsenic	<0.00086		0.100	0.115		mg/L		115	75 - 125
Barium	0.024		0.100	0.137		mg/L		113	75 - 125
Beryllium	<0.00020		0.0500	0.0616		mg/L		123	75 - 125
Cadmium	<0.000078		0.0500	0.0550		mg/L		110	75 - 125
Calcium	42		5.00	48.9	4	mg/L		131	75 - 125
Chromium	0.018	B F1	0.100	0.149	F1	mg/L		131	75 - 125
Cobalt	<0.00022		0.0500	0.0568		mg/L		114	75 - 125
Iron	0.030	J	4.99	6.03		mg/L		120	75 - 125
Lead	<0.00021		0.500	0.515		mg/L		103	75 - 125
Lithium	0.015		0.500	0.541		mg/L		105	75 - 125
Magnesium	19	F1	5.00	25.2		mg/L		124	75 - 125
Manganese	0.015		0.400	0.393		mg/L		95	75 - 125
Molybdenum	<0.00086		0.100	0.121		mg/L		121	75 - 125
Selenium	<0.00099		0.100	0.113		mg/L		113	75 - 125
Thallium	<0.00026		0.0500	0.0538		mg/L		108	75 - 125

Method: 6020B - Metals (ICP/MS) (Continued)

Lab Sample ID: 680-246967-6 MS — **Client Sample ID: SCH-SGWC-19**
Matrix: Water — **Prep Type: Total Recoverable**
Analysis Batch: 824440 — **Prep Batch: 823963**

Analyte	Sample Result	Sample Qualifier	Spike Added	MS Result	MS Qualifier	Unit	D	%Rec	%Rec Limits		
Boron	2.0		0.400	2.19	4	mg/L		37	75 - 125		
Potassium	2.7		7.00	9.48		mg/L		97	75 - 125		
Sodium	54		5.03	55.3	4	mg/L		30	75 - 125		

Lab Sample ID: 680-246967-6 MSD — **Client Sample ID: SCH-SGWC-19**
Matrix: Water — **Prep Type: Total Recoverable**
Analysis Batch: 824321 — **Prep Batch: 823963**

Analyte	Sample Result	Sample Qualifier	Spike Added	MSD Result	MSD Qualifier	Unit	D	%Rec	%Rec Limits	RPD	RPD Limit
Antimony	<0.00034		0.0500	0.0568		mg/L		114	75 - 125	2	20
Arsenic	<0.00086		0.100	0.112		mg/L		112	75 - 125	2	20
Barium	0.024		0.100	0.139		mg/L		116	75 - 125	2	20
Beryllium	<0.00020		0.0500	0.0593		mg/L		119	75 - 125	4	20
Cadmium	<0.000078		0.0500	0.0570		mg/L		114	75 - 125	4	20
Calcium	42		5.00	51.5	4	mg/L		183	75 - 125	5	20
Chromium	0.018	B F1	0.100	0.141		mg/L		123	75 - 125	5	20
Cobalt	<0.00022		0.0500	0.0548		mg/L		110	75 - 125	4	20
Iron	0.030	J	4.99	5.89		mg/L		117	75 - 125	2	20
Lead	<0.00021		0.500	0.508		mg/L		102	75 - 125	1	20
Lithium	0.015		0.500	0.535		mg/L		104	75 - 125	1	20
Magnesium	19	F1	5.00	25.6	F1	mg/L		132	75 - 125	2	20
Manganese	0.015		0.400	0.393		mg/L		95	75 - 125	0	20
Molybdenum	<0.00086		0.100	0.121		mg/L		121	75 - 125	0	20
Selenium	<0.00099		0.100	0.118		mg/L		118	75 - 125	4	20
Thallium	<0.00026		0.0500	0.0527		mg/L		105	75 - 125	2	20

Lab Sample ID: 680-246967-6 MSD — **Client Sample ID: SCH-SGWC-19**
Matrix: Water — **Prep Type: Total Recoverable**
Analysis Batch: 824440 — **Prep Batch: 823963**

Analyte	Sample Result	Sample Qualifier	Spike Added	MSD Result	MSD Qualifier	Unit	D	%Rec	%Rec Limits	RPD	RPD Limit
Boron	2.0		0.400	2.37	4	mg/L		81	75 - 125	8	20
Potassium	2.7		7.00	9.89		mg/L		102	75 - 125	4	20
Sodium	54		5.03	58.9	4	mg/L		102	75 - 125	6	20

Method: 7470A - Mercury (CVAA)

Lab Sample ID: MB 680-824585/1-A — **Client Sample ID: Method Blank**
Matrix: Water — **Prep Type: Total/NA**
Analysis Batch: 824780 — **Prep Batch: 824585**

Analyte	MB Result	MB Qualifier	RL	MDL	Unit	D	Prepared	Analyzed	Dil Fac
Mercury	<0.000080		0.00020	0.000080	mg/L		02/26/24 13:49	02/27/24 10:05	1

Lab Sample ID: LCS 680-824585/2-A — **Client Sample ID: Lab Control Sample**
Matrix: Water — **Prep Type: Total/NA**
Analysis Batch: 824780 — **Prep Batch: 824585**

Analyte			Spike Added	LCS Result	LCS Qualifier	Unit	D	%Rec	%Rec Limits		
Mercury			0.00250	0.00216		mg/L		86	80 - 120		

QC Sample Results

Client: Southern Company
Project/Site: CCR - Plant Scherer Ash Pond

Job ID: 680-246967-1

Method: 7470A - Mercury (CVAA)

Lab Sample ID: 680-247021-F-4-D MS
Matrix: Water
Analysis Batch: 824780

Client Sample ID: Matrix Spike
Prep Type: Total/NA
Prep Batch: 824585

Analyte	Sample Result	Sample Qualifier	Spike Added	MS Result	MS Qualifier	Unit	D	%Rec	%Rec Limits
Mercury	<0.000080	F1	0.00100	0.000776	F1	mg/L		78	80 - 120

Lab Sample ID: 680-247021-F-4-E MSD
Matrix: Water
Analysis Batch: 824780

Client Sample ID: Matrix Spike Duplicate
Prep Type: Total/NA
Prep Batch: 824585

Analyte	Sample Result	Sample Qualifier	Spike Added	MSD Result	MSD Qualifier	Unit	D	%Rec	%Rec Limits	RPD	RPD Limit
Mercury	<0.000080	F1	0.00100	0.000868		mg/L		87	80 - 120	11	20

Method: 2320B-2011 - Alkalinity, Total

Lab Sample ID: MB 680-824122/4
Matrix: Water
Analysis Batch: 824122

Client Sample ID: Method Blank
Prep Type: Total/NA

Analyte	MB Result	MB Qualifier	RL	MDL	Unit	D	Prepared	Analyzed	Dil Fac
Total Alkalinity as CaCO3 to pH 4.5	<2.2		5.0	2.2	mg/L			02/22/24 18:55	1
Bicarbonate Alkalinity as CaCO3	<5.0		5.0	5.0	mg/L			02/22/24 18:55	1
Carbonate Alkalinity as CaCO3	<5.0		5.0	5.0	mg/L			02/22/24 18:55	1

Lab Sample ID: LCS 680-824122/6
Matrix: Water
Analysis Batch: 824122

Client Sample ID: Lab Control Sample
Prep Type: Total/NA

Analyte	Spike Added	LCS Result	LCS Qualifier	Unit	D	%Rec	%Rec Limits
Total Alkalinity as CaCO3 to pH 4.5	250	249		mg/L		99	90 - 112

Lab Sample ID: LCSD 680-824122/31
Matrix: Water
Analysis Batch: 824122

Client Sample ID: Lab Control Sample Dup
Prep Type: Total/NA

Analyte	Spike Added	LCSD Result	LCSD Qualifier	Unit	D	%Rec	%Rec Limits	RPD	RPD Limit
Total Alkalinity as CaCO3 to pH 4.5	250	252		mg/L		101	90 - 112	1	30

Lab Sample ID: 680-246999-D-1 DU
Matrix: Water
Analysis Batch: 824122

Client Sample ID: Duplicate
Prep Type: Total/NA

Analyte	Sample Result	Sample Qualifier	DU Result	DU Qualifier	Unit	D	RPD	RPD Limit
Total Alkalinity as CaCO3 to pH 4.5	25		23.3		mg/L		6	30
Bicarbonate Alkalinity as CaCO3	25		23.3		mg/L		6	30
Carbonate Alkalinity as CaCO3	<5.0		<5.0		mg/L		NC	30

Method: 2320B-2011 - Alkalinity, Total (Continued)

Lab Sample ID: MB 680-824492/4
Matrix: Water
Analysis Batch: 824492

Client Sample ID: Method Blank
Prep Type: Total/NA

Analyte	MB Result	MB Qualifier	RL	MDL	Unit	D	Prepared	Analyzed	Dil Fac
Total Alkalinity as CaCO3 to pH 4.5	<2.2		5.0	2.2	mg/L			02/23/24 09:00	1
Bicarbonate Alkalinity as CaCO3	<5.0		5.0	5.0	mg/L			02/23/24 09:00	1
Carbonate Alkalinity as CaCO3	<5.0		5.0	5.0	mg/L			02/23/24 09:00	1

Lab Sample ID: LCS 680-824492/6
Matrix: Water
Analysis Batch: 824492

Client Sample ID: Lab Control Sample
Prep Type: Total/NA

Analyte			Spike Added	LCS Result	LCS Qualifier	Unit	D	%Rec	%Rec Limits		
Total Alkalinity as CaCO3 to pH 4.5			250	248		mg/L		99	90 - 112		

Lab Sample ID: LCSD 680-824492/31
Matrix: Water
Analysis Batch: 824492

Client Sample ID: Lab Control Sample Dup
Prep Type: Total/NA

Analyte			Spike Added	LCSD Result	LCSD Qualifier	Unit	D	%Rec	%Rec Limits	RPD	RPD Limit
Total Alkalinity as CaCO3 to pH 4.5			250	251		mg/L		100	90 - 112	1	30

Lab Sample ID: 680-246872-G-18 DU
Matrix: Water
Analysis Batch: 824492

Client Sample ID: Duplicate
Prep Type: Total/NA

Analyte	Sample Result	Sample Qualifier		DU Result	DU Qualifier	Unit	D			RPD	RPD Limit
Total Alkalinity as CaCO3 to pH 4.5	3.0	J		<2.2		mg/L				NC	30
Bicarbonate Alkalinity as CaCO3	<5.0			<5.0		mg/L				NC	30
Carbonate Alkalinity as CaCO3	<5.0			<5.0		mg/L				NC	30

Method: 2540C-2011 - Total Dissolved Solids (Dried at 180 °C)

Lab Sample ID: MB 680-824557/1
Matrix: Water
Analysis Batch: 824557

Client Sample ID: Method Blank
Prep Type: Total/NA

Analyte	MB Result	MB Qualifier	RL	MDL	Unit	D	Prepared	Analyzed	Dil Fac
Total Dissolved Solids	<10		10	10	mg/L			02/26/24 11:53	1

Lab Sample ID: LCS 680-824557/2
Matrix: Water
Analysis Batch: 824557

Client Sample ID: Lab Control Sample
Prep Type: Total/NA

Analyte			Spike Added	LCS Result	LCS Qualifier	Unit	D	%Rec	%Rec Limits		
Total Dissolved Solids			2410	2420		mg/L		100	80 - 120		

Method: 2540C-2011 - Total Dissolved Solids (Dried at 180 °C) (Continued)

Lab Sample ID: LCSD 680-824557/3 — **Client Sample ID: Lab Control Sample Dup**
Matrix: Water — **Prep Type: Total/NA**
Analysis Batch: 824557

Analyte			Spike Added	LCSD Result	LCSD Qualifier	Unit	D	%Rec	%Rec Limits	RPD	RPD Limit
Total Dissolved Solids			2410	2430		mg/L		101	80 - 120	0	25

Lab Sample ID: 680-246967-6 DU — **Client Sample ID: SCH-SGWC-19**
Matrix: Water — **Prep Type: Total/NA**
Analysis Batch: 824557

Analyte	Sample Result	Sample Qualifier		DU Result	DU Qualifier	Unit	D			RPD	RPD Limit
Total Dissolved Solids	420			420		mg/L				1	5

Method: 9034 - Sulfide, Acid Soluble and Insoluble (Titrimetric)

Lab Sample ID: MB 680-823953/1-A — **Client Sample ID: Method Blank**
Matrix: Water — **Prep Type: Total/NA**
Analysis Batch: 823990 — **Prep Batch: 823953**

Analyte	MB Result	MB Qualifier	RL	MDL	Unit	D	Prepared	Analyzed	Dil Fac
Sulfide	<10		10	10	mg/L		02/22/24 09:29	02/22/24 10:31	1

Lab Sample ID: LCS 680-823953/2-A — **Client Sample ID: Lab Control Sample**
Matrix: Water — **Prep Type: Total/NA**
Analysis Batch: 823990 — **Prep Batch: 823953**

Analyte			Spike Added	LCS Result	LCS Qualifier	Unit	D	%Rec	%Rec Limits		
Sulfide			208	120		mg/L		58	50 - 150		

Lab Sample ID: LCSD 680-823953/3-A — **Client Sample ID: Lab Control Sample Dup**
Matrix: Water — **Prep Type: Total/NA**
Analysis Batch: 823990 — **Prep Batch: 823953**

Analyte			Spike Added	LCSD Result	LCSD Qualifier	Unit	D	%Rec	%Rec Limits	RPD	RPD Limit
Sulfide			208	128		mg/L		62	50 - 150	7	50

Lab Sample ID: 680-246967-2 MS — **Client Sample ID: SCH-SGWA-2**
Matrix: Water — **Prep Type: Total/NA**
Analysis Batch: 823990 — **Prep Batch: 823953**

Analyte	Sample Result	Sample Qualifier	Spike Added	MS Result	MS Qualifier	Unit	D	%Rec	%Rec Limits		
Sulfide	<10		208	107		mg/L		51	50 - 150		

Lab Sample ID: 680-246967-2 MSD — **Client Sample ID: SCH-SGWA-2**
Matrix: Water — **Prep Type: Total/NA**
Analysis Batch: 823990 — **Prep Batch: 823953**

Analyte	Sample Result	Sample Qualifier	Spike Added	MSD Result	MSD Qualifier	Unit	D	%Rec	%Rec Limits	RPD	RPD Limit
Sulfide	<10		208	119		mg/L		57	50 - 150	11	50

Method: 9034 - Sulfide, Acid Soluble and Insoluble (Titrimetric) (Continued)

Lab Sample ID: 680-246967-1 DU
Matrix: Water
Analysis Batch: 823990

Client Sample ID: SCH-SGWA-1
Prep Type: Total/NA
Prep Batch: 823953

Analyte	Sample Result	Sample Qualifier		DU Result	DU Qualifier	Unit	D			RPD	RPD Limit
Sulfide	<10			<10		mg/L				NC	50

QC Association Summary

Client: Southern Company
Project/Site: CCR - Plant Scherer Ash Pond

Job ID: 680-246967-1

HPLC/IC

Analysis Batch: 78646

Lab Sample ID	Client Sample ID	Prep Type	Matrix	Method	Prep Batch
680-246967-1	SCH-SGWA-1	Total/NA	Water	300.0	
680-246967-2	SCH-SGWA-2	Total/NA	Water	300.0	
680-246967-3	SCH-SGWC-6	Total/NA	Water	300.0	
680-246967-4	SCH-AP1-FD-1	Total/NA	Water	300.0	
680-246967-5	SCH-SGWA-4	Total/NA	Water	300.0	
680-246967-6	SCH-SGWC-19	Total/NA	Water	300.0	
680-246967-7	SCH-AP1-EB-1	Total/NA	Water	300.0	
MB 670-78646/6	Method Blank	Total/NA	Water	300.0	
LCS 670-78646/4	Lab Control Sample	Total/NA	Water	300.0	
LCSD 670-78646/5	Lab Control Sample Dup	Total/NA	Water	300.0	
670-35279-A-3 MS	Matrix Spike	Total/NA	Water	300.0	
670-35279-A-3 MSD	Matrix Spike Duplicate	Total/NA	Water	300.0	

Analysis Batch: 78688

Lab Sample ID	Client Sample ID	Prep Type	Matrix	Method	Prep Batch
MB 670-78688/10	Method Blank	Total/NA	Water	300.0	

Metals

Prep Batch: 823961

Lab Sample ID	Client Sample ID	Prep Type	Matrix	Method	Prep Batch
680-246967-1	SCH-SGWA-1	Total Recoverable	Water	3005A	
680-246967-2	SCH-SGWA-2	Total Recoverable	Water	3005A	
680-246967-3	SCH-SGWC-6	Total Recoverable	Water	3005A	
680-246967-4	SCH-AP1-FD-1	Total Recoverable	Water	3005A	
680-246967-5	SCH-SGWA-4	Total Recoverable	Water	3005A	
MB 680-823961/1-A	Method Blank	Total Recoverable	Water	3005A	
LCS 680-823961/2-A	Lab Control Sample	Total Recoverable	Water	3005A	
680-246961-A-2-B MSD	Matrix Spike Duplicate	Total Recoverable	Water	3005A	
680-246961-C-2-D MS	Matrix Spike	Total Recoverable	Water	3005A	

Prep Batch: 823963

Lab Sample ID	Client Sample ID	Prep Type	Matrix	Method	Prep Batch
680-246967-6	SCH-SGWC-19	Total Recoverable	Water	3005A	
680-246967-7	SCH-AP1-EB-1	Total Recoverable	Water	3005A	
MB 680-823963/1-A	Method Blank	Total Recoverable	Water	3005A	
LCS 680-823963/2-A	Lab Control Sample	Total Recoverable	Water	3005A	
680-246967-6 MS	SCH-SGWC-19	Total Recoverable	Water	3005A	
680-246967-6 MSD	SCH-SGWC-19	Total Recoverable	Water	3005A	

Analysis Batch: 824321

Lab Sample ID	Client Sample ID	Prep Type	Matrix	Method	Prep Batch
680-246967-1	SCH-SGWA-1	Total Recoverable	Water	6020B	823961
680-246967-2	SCH-SGWA-2	Total Recoverable	Water	6020B	823961
680-246967-3	SCH-SGWC-6	Total Recoverable	Water	6020B	823961
680-246967-4	SCH-AP1-FD-1	Total Recoverable	Water	6020B	823961
680-246967-5	SCH-SGWA-4	Total Recoverable	Water	6020B	823961
680-246967-6	SCH-SGWC-19	Total Recoverable	Water	6020B	823963
680-246967-7	SCH-AP1-EB-1	Total Recoverable	Water	6020B	823963
MB 680-823961/1-A	Method Blank	Total Recoverable	Water	6020B	823961
MB 680-823963/1-A	Method Blank	Total Recoverable	Water	6020B	823963

Metals (Continued)

Analysis Batch: 824321 (Continued)

Lab Sample ID	Client Sample ID	Prep Type	Matrix	Method	Prep Batch
LCS 680-823961/2-A	Lab Control Sample	Total Recoverable	Water	6020B	823961
LCS 680-823963/2-A	Lab Control Sample	Total Recoverable	Water	6020B	823963
680-246961-A-2-B MSD	Matrix Spike Duplicate	Total Recoverable	Water	6020B	823961
680-246961-C-2-D MS	Matrix Spike	Total Recoverable	Water	6020B	823961
680-246967-6 MS	SCH-SGWC-19	Total Recoverable	Water	6020B	823963
680-246967-6 MSD	SCH-SGWC-19	Total Recoverable	Water	6020B	823963

Analysis Batch: 824440

Lab Sample ID	Client Sample ID	Prep Type	Matrix	Method	Prep Batch
680-246967-1	SCH-SGWA-1	Total Recoverable	Water	6020B	823961
680-246967-2	SCH-SGWA-2	Total Recoverable	Water	6020B	823961
680-246967-3	SCH-SGWC-6	Total Recoverable	Water	6020B	823961
680-246967-4	SCH-AP1-FD-1	Total Recoverable	Water	6020B	823961
680-246967-5	SCH-SGWA-4	Total Recoverable	Water	6020B	823961
680-246967-6	SCH-SGWC-19	Total Recoverable	Water	6020B	823963
680-246967-7	SCH-AP1-EB-1	Total Recoverable	Water	6020B	823963
MB 680-823961/1-A	Method Blank	Total Recoverable	Water	6020B	823961
MB 680-823963/1-A	Method Blank	Total Recoverable	Water	6020B	823963
LCS 680-823961/2-A	Lab Control Sample	Total Recoverable	Water	6020B	823961
LCS 680-823963/2-A	Lab Control Sample	Total Recoverable	Water	6020B	823963
680-246961-A-2-B MSD	Matrix Spike Duplicate	Total Recoverable	Water	6020B	823961
680-246961-C-2-D MS	Matrix Spike	Total Recoverable	Water	6020B	823961
680-246967-6 MS	SCH-SGWC-19	Total Recoverable	Water	6020B	823963
680-246967-6 MSD	SCH-SGWC-19	Total Recoverable	Water	6020B	823963

Prep Batch: 824585

Lab Sample ID	Client Sample ID	Prep Type	Matrix	Method	Prep Batch
680-246967-1	SCH-SGWA-1	Total/NA	Water	7470A	
680-246967-2	SCH-SGWA-2	Total/NA	Water	7470A	
680-246967-3	SCH-SGWC-6	Total/NA	Water	7470A	
680-246967-4	SCH-AP1-FD-1	Total/NA	Water	7470A	
680-246967-5	SCH-SGWA-4	Total/NA	Water	7470A	
680-246967-6	SCH-SGWC-19	Total/NA	Water	7470A	
680-246967-7	SCH-AP1-EB-1	Total/NA	Water	7470A	
MB 680-824585/1-A	Method Blank	Total/NA	Water	7470A	
LCS 680-824585/2-A	Lab Control Sample	Total/NA	Water	7470A	
680-247021-F-4-D MS	Matrix Spike	Total/NA	Water	7470A	
680-247021-F-4-E MSD	Matrix Spike Duplicate	Total/NA	Water	7470A	

Analysis Batch: 824780

Lab Sample ID	Client Sample ID	Prep Type	Matrix	Method	Prep Batch
680-246967-1	SCH-SGWA-1	Total/NA	Water	7470A	824585
680-246967-2	SCH-SGWA-2	Total/NA	Water	7470A	824585
680-246967-3	SCH-SGWC-6	Total/NA	Water	7470A	824585
680-246967-4	SCH-AP1-FD-1	Total/NA	Water	7470A	824585
680-246967-5	SCH-SGWA-4	Total/NA	Water	7470A	824585
680-246967-6	SCH-SGWC-19	Total/NA	Water	7470A	824585
680-246967-7	SCH-AP1-EB-1	Total/NA	Water	7470A	824585
MB 680-824585/1-A	Method Blank	Total/NA	Water	7470A	824585
LCS 680-824585/2-A	Lab Control Sample	Total/NA	Water	7470A	824585
680-247021-F-4-D MS	Matrix Spike	Total/NA	Water	7470A	824585

Metals (Continued)

Analysis Batch: 824780 (Continued)

Lab Sample ID	Client Sample ID	Prep Type	Matrix	Method	Prep Batch
680-247021-F-4-E MSD	Matrix Spike Duplicate	Total/NA	Water	7470A	824585

General Chemistry

Prep Batch: 823953

Lab Sample ID	Client Sample ID	Prep Type	Matrix	Method	Prep Batch
680-246967-1	SCH-SGWA-1	Total/NA	Water	9030B	
680-246967-2	SCH-SGWA-2	Total/NA	Water	9030B	
680-246967-3	SCH-SGWC-6	Total/NA	Water	9030B	
680-246967-4	SCH-AP1-FD-1	Total/NA	Water	9030B	
680-246967-5	SCH-SGWA-4	Total/NA	Water	9030B	
680-246967-6	SCH-SGWC-19	Total/NA	Water	9030B	
680-246967-7	SCH-AP1-EB-1	Total/NA	Water	9030B	
MB 680-823953/1-A	Method Blank	Total/NA	Water	9030B	
LCS 680-823953/2-A	Lab Control Sample	Total/NA	Water	9030B	
LCSD 680-823953/3-A	Lab Control Sample Dup	Total/NA	Water	9030B	
680-246967-2 MS	SCH-SGWA-2	Total/NA	Water	9030B	
680-246967-2 MSD	SCH-SGWA-2	Total/NA	Water	9030B	
680-246967-1 DU	SCH-SGWA-1	Total/NA	Water	9030B	

Analysis Batch: 823990

Lab Sample ID	Client Sample ID	Prep Type	Matrix	Method	Prep Batch
680-246967-1	SCH-SGWA-1	Total/NA	Water	9034	823953
680-246967-2	SCH-SGWA-2	Total/NA	Water	9034	823953
680-246967-3	SCH-SGWC-6	Total/NA	Water	9034	823953
680-246967-4	SCH-AP1-FD-1	Total/NA	Water	9034	823953
680-246967-5	SCH-SGWA-4	Total/NA	Water	9034	823953
680-246967-6	SCH-SGWC-19	Total/NA	Water	9034	823953
680-246967-7	SCH-AP1-EB-1	Total/NA	Water	9034	823953
MB 680-823953/1-A	Method Blank	Total/NA	Water	9034	823953
LCS 680-823953/2-A	Lab Control Sample	Total/NA	Water	9034	823953
LCSD 680-823953/3-A	Lab Control Sample Dup	Total/NA	Water	9034	823953
680-246967-2 MS	SCH-SGWA-2	Total/NA	Water	9034	823953
680-246967-2 MSD	SCH-SGWA-2	Total/NA	Water	9034	823953
680-246967-1 DU	SCH-SGWA-1	Total/NA	Water	9034	823953

Analysis Batch: 824122

Lab Sample ID	Client Sample ID	Prep Type	Matrix	Method	Prep Batch
680-246967-1	SCH-SGWA-1	Total/NA	Water	2320B-2011	
680-246967-2	SCH-SGWA-2	Total/NA	Water	2320B-2011	
680-246967-3	SCH-SGWC-6	Total/NA	Water	2320B-2011	
680-246967-4	SCH-AP1-FD-1	Total/NA	Water	2320B-2011	
MB 680-824122/4	Method Blank	Total/NA	Water	2320B-2011	
LCS 680-824122/6	Lab Control Sample	Total/NA	Water	2320B-2011	
LCSD 680-824122/31	Lab Control Sample Dup	Total/NA	Water	2320B-2011	
680-246999-D-1 DU	Duplicate	Total/NA	Water	2320B-2011	

Analysis Batch: 824492

Lab Sample ID	Client Sample ID	Prep Type	Matrix	Method	Prep Batch
680-246967-5	SCH-SGWA-4	Total/NA	Water	2320B-2011	
680-246967-6	SCH-SGWC-19	Total/NA	Water	2320B-2011	

General Chemistry (Continued)

Analysis Batch: 824492 (Continued)

Lab Sample ID	Client Sample ID	Prep Type	Matrix	Method	Prep Batch
680-246967-7	SCH-AP1-EB-1	Total/NA	Water	2320B-2011	
MB 680-824492/4	Method Blank	Total/NA	Water	2320B-2011	
LCS 680-824492/6	Lab Control Sample	Total/NA	Water	2320B-2011	
LCSD 680-824492/31	Lab Control Sample Dup	Total/NA	Water	2320B-2011	
680-246872-G-18 DU	Duplicate	Total/NA	Water	2320B-2011	

Analysis Batch: 824557

Lab Sample ID	Client Sample ID	Prep Type	Matrix	Method	Prep Batch
680-246967-1	SCH-SGWA-1	Total/NA	Water	2540C-2011	
680-246967-2	SCH-SGWA-2	Total/NA	Water	2540C-2011	
680-246967-3	SCH-SGWC-6	Total/NA	Water	2540C-2011	
680-246967-4	SCH-AP1-FD-1	Total/NA	Water	2540C-2011	
680-246967-5	SCH-SGWA-4	Total/NA	Water	2540C-2011	
680-246967-6	SCH-SGWC-19	Total/NA	Water	2540C-2011	
680-246967-7	SCH-AP1-EB-1	Total/NA	Water	2540C-2011	
MB 680-824557/1	Method Blank	Total/NA	Water	2540C-2011	
LCS 680-824557/2	Lab Control Sample	Total/NA	Water	2540C-2011	
LCSD 680-824557/3	Lab Control Sample Dup	Total/NA	Water	2540C-2011	
680-246967-6 DU	SCH-SGWC-19	Total/NA	Water	2540C-2011	

Lab Chronicle

Client: Southern Company
Project/Site: CCR - Plant Scherer Ash Pond

Job ID: 680-246967-1

Client Sample ID: SCH-SGWA-1

Lab Sample ID: 680-246967-1

Date Collected: 02/20/24 12:55
Date Received: 02/21/24 11:30

Matrix: Water

Prep Type	Batch Type	Batch Method	Run	Dil Factor	Initial Amount	Final Amount	Batch Number	Prepared or Analyzed	Analyst	Lab
Total/NA	Analysis	300.0		1			78646	03/01/24 11:18	YGS	EET ORL
	Instrument ID:	IC_004								
Total Recoverable	Prep	3005A			25 mL	125 mL	823961	02/22/24 09:36	BCB	EET SAV
Total Recoverable	Analysis	6020B		1			824321	02/23/24 20:21	BWR	EET SAV
	Instrument ID:	ICPMSC								
Total Recoverable	Prep	3005A			25 mL	125 mL	823961	02/22/24 09:36	BCB	EET SAV
Total Recoverable	Analysis	6020B		1			824440	02/25/24 13:35	BWR	EET SAV
	Instrument ID:	ICPMSD								
Total/NA	Prep	7470A			50 mL	50 mL	824585	02/26/24 13:49	DW	EET SAV
Total/NA	Analysis	7470A		1			824780	02/27/24 11:01	DW	EET SAV
	Instrument ID:	QuickTrace2								
Total/NA	Analysis	2320B-2011		1			824122	02/22/24 20:36	PG	EET SAV
	Instrument ID:	MANTECH 2								
Total/NA	Analysis	2540C-2011		1	200 mL	200 mL	824557	02/26/24 11:53	PG	EET SAV
	Instrument ID:	NOEQUIP								
Total/NA	Prep	9030B			6 mL	6 mL	823953	02/22/24 09:29	JAS	EET SAV
Total/NA	Analysis	9034		1	6 mL	6 mL	823990	02/22/24 10:31	JAS	EET SAV
	Instrument ID:	NoEquip								

Client Sample ID: SCH-SGWA-2

Lab Sample ID: 680-246967-2

Date Collected: 02/20/24 14:30
Date Received: 02/21/24 11:30

Matrix: Water

Prep Type	Batch Type	Batch Method	Run	Dil Factor	Initial Amount	Final Amount	Batch Number	Prepared or Analyzed	Analyst	Lab
Total/NA	Analysis	300.0		1			78646	03/01/24 11:35	YGS	EET ORL
	Instrument ID:	IC_004								
Total Recoverable	Prep	3005A			25 mL	125 mL	823961	02/22/24 09:36	BCB	EET SAV
Total Recoverable	Analysis	6020B		1			824321	02/23/24 20:25	BWR	EET SAV
	Instrument ID:	ICPMSC								
Total Recoverable	Prep	3005A			25 mL	125 mL	823961	02/22/24 09:36	BCB	EET SAV
Total Recoverable	Analysis	6020B		1			824440	02/25/24 13:38	BWR	EET SAV
	Instrument ID:	ICPMSD								
Total/NA	Prep	7470A			50 mL	50 mL	824585	02/26/24 13:49	DW	EET SAV
Total/NA	Analysis	7470A		1			824780	02/27/24 10:59	DW	EET SAV
	Instrument ID:	QuickTrace2								
Total/NA	Analysis	2320B-2011		1			824122	02/22/24 20:54	PG	EET SAV
	Instrument ID:	MANTECH 2								
Total/NA	Analysis	2540C-2011		1	200 mL	200 mL	824557	02/26/24 11:53	PG	EET SAV
	Instrument ID:	NOEQUIP								
Total/NA	Prep	9030B			6 mL	6 mL	823953	02/22/24 09:29	JAS	EET SAV
Total/NA	Analysis	9034		1	6 mL	6 mL	823990	02/22/24 10:31	JAS	EET SAV
	Instrument ID:	NoEquip								

Lab Chronicle

Client: Southern Company
Project/Site: CCR - Plant Scherer Ash Pond

Job ID: 680-246967-1

Client Sample ID: SCH-SGWC-6

Lab Sample ID: 680-246967-3
Date Collected: 02/20/24 14:30
Matrix: Water
Date Received: 02/21/24 11:30

Prep Type	Batch Type	Batch Method	Run	Dil Factor	Initial Amount	Final Amount	Batch Number	Prepared or Analyzed	Analyst	Lab
Total/NA	Analysis	300.0		1			78646	03/01/24 11:52	YGS	EET ORL
	Instrument ID:	IC_004								
Total Recoverable	Prep	3005A			25 mL	125 mL	823961	02/22/24 09:36	BCB	EET SAV
Total Recoverable	Analysis	6020B		1			824321	02/23/24 20:37	BWR	EET SAV
	Instrument ID:	ICPMSC								
Total Recoverable	Prep	3005A			25 mL	125 mL	823961	02/22/24 09:36	BCB	EET SAV
Total Recoverable	Analysis	6020B		1			824440	02/25/24 13:40	BWR	EET SAV
	Instrument ID:	ICPMSD								
Total/NA	Prep	7470A			50 mL	50 mL	824585	02/26/24 13:49	DW	EET SAV
Total/NA	Analysis	7470A		1			824780	02/27/24 10:57	DW	EET SAV
	Instrument ID:	QuickTrace2								
Total/NA	Analysis	2320B-2011		1			824122	02/22/24 21:02	PG	EET SAV
	Instrument ID:	MANTECH 2								
Total/NA	Analysis	2540C-2011		1	200 mL	200 mL	824557	02/26/24 11:53	PG	EET SAV
	Instrument ID:	NOEQUIP								
Total/NA	Prep	9030B			6 mL	6 mL	823953	02/22/24 09:29	JAS	EET SAV
Total/NA	Analysis	9034		1	6 mL	6 mL	823990	02/22/24 10:31	JAS	EET SAV
	Instrument ID:	NoEquip								

Client Sample ID: SCH-AP1-FD-1

Lab Sample ID: 680-246967-4
Date Collected: 02/20/24 00:00
Matrix: Water
Date Received: 02/21/24 11:30

Prep Type	Batch Type	Batch Method	Run	Dil Factor	Initial Amount	Final Amount	Batch Number	Prepared or Analyzed	Analyst	Lab
Total/NA	Analysis	300.0		1			78646	03/01/24 12:09	YGS	EET ORL
	Instrument ID:	IC_004								
Total Recoverable	Prep	3005A			25 mL	125 mL	823961	02/22/24 09:36	BCB	EET SAV
Total Recoverable	Analysis	6020B		1			824321	02/23/24 20:41	BWR	EET SAV
	Instrument ID:	ICPMSC								
Total Recoverable	Prep	3005A			25 mL	125 mL	823961	02/22/24 09:36	BCB	EET SAV
Total Recoverable	Analysis	6020B		1			824440	02/25/24 13:43	BWR	EET SAV
	Instrument ID:	ICPMSD								
Total/NA	Prep	7470A			50 mL	50 mL	824585	02/26/24 13:49	DW	EET SAV
Total/NA	Analysis	7470A		1			824780	02/27/24 10:55	DW	EET SAV
	Instrument ID:	QuickTrace2								
Total/NA	Analysis	2320B-2011		1			824122	02/22/24 20:45	PG	EET SAV
	Instrument ID:	MANTECH 2								
Total/NA	Analysis	2540C-2011		1	200 mL	200 mL	824557	02/26/24 11:53	PG	EET SAV
	Instrument ID:	NOEQUIP								
Total/NA	Prep	9030B			6 mL	6 mL	823953	02/22/24 09:29	JAS	EET SAV
Total/NA	Analysis	9034		1	6 mL	6 mL	823990	02/22/24 10:31	JAS	EET SAV
	Instrument ID:	NoEquip								

Lab Chronicle

Client: Southern Company
Project/Site: CCR - Plant Scherer Ash Pond

Job ID: 680-246967-1

Client Sample ID: SCH-SGWA-4

Lab Sample ID: 680-246967-5

Date Collected: 02/20/24 11:21
Date Received: 02/21/24 11:30

Matrix: Water

Prep Type	Batch Type	Batch Method	Run	Dil Factor	Initial Amount	Final Amount	Batch Number	Prepared or Analyzed	Analyst	Lab
Total/NA	Analysis	300.0		1			78646	03/01/24 12:26	YGS	EET ORL
	Instrument ID:	IC_004								
Total Recoverable	Prep	3005A			25 mL	125 mL	823961	02/22/24 09:36	BCB	EET SAV
Total Recoverable	Analysis	6020B		1			824321	02/23/24 20:45	BWR	EET SAV
	Instrument ID:	ICPMSC								
Total Recoverable	Prep	3005A			25 mL	125 mL	823961	02/22/24 09:36	BCB	EET SAV
Total Recoverable	Analysis	6020B		1			824440	02/25/24 13:46	BWR	EET SAV
	Instrument ID:	ICPMSD								
Total/NA	Prep	7470A			50 mL	50 mL	824585	02/26/24 13:49	DW	EET SAV
Total/NA	Analysis	7470A		1			824780	02/27/24 10:48	DW	EET SAV
	Instrument ID:	QuickTrace2								
Total/NA	Analysis	2320B-2011		1			824492	02/23/24 09:50	PG	EET SAV
	Instrument ID:	MANTECH 2								
Total/NA	Analysis	2540C-2011		1	200 mL	200 mL	824557	02/26/24 11:53	PG	EET SAV
	Instrument ID:	NOEQUIP								
Total/NA	Prep	9030B			6 mL	6 mL	823953	02/22/24 09:29	JAS	EET SAV
Total/NA	Analysis	9034		1	6 mL	6 mL	823990	02/22/24 10:31	JAS	EET SAV
	Instrument ID:	NoEquip								

Client Sample ID: SCH-SGWC-19

Lab Sample ID: 680-246967-6

Date Collected: 02/20/24 13:23
Date Received: 02/21/24 11:30

Matrix: Water

Prep Type	Batch Type	Batch Method	Run	Dil Factor	Initial Amount	Final Amount	Batch Number	Prepared or Analyzed	Analyst	Lab
Total/NA	Analysis	300.0		5			78646	03/01/24 12:43	YGS	EET ORL
	Instrument ID:	IC_004								
Total Recoverable	Prep	3005A			25 mL	125 mL	823963	02/22/24 09:46	BCB	EET SAV
Total Recoverable	Analysis	6020B		1			824321	02/23/24 21:46	BWR	EET SAV
	Instrument ID:	ICPMSC								
Total Recoverable	Prep	3005A			25 mL	125 mL	823963	02/22/24 09:46	BCB	EET SAV
Total Recoverable	Analysis	6020B		1			824440	02/25/24 14:32	BWR	EET SAV
	Instrument ID:	ICPMSD								
Total/NA	Prep	7470A			50 mL	50 mL	824585	02/26/24 13:49	DW	EET SAV
Total/NA	Analysis	7470A		1			824780	02/27/24 10:46	DW	EET SAV
	Instrument ID:	QuickTrace2								
Total/NA	Analysis	2320B-2011		1			824492	02/23/24 09:36	PG	EET SAV
	Instrument ID:	MANTECH 2								
Total/NA	Analysis	2540C-2011		1	50 mL	200 mL	824557	02/26/24 11:53	PG	EET SAV
	Instrument ID:	NOEQUIP								
Total/NA	Prep	9030B			6 mL	6 mL	823953	02/22/24 09:29	JAS	EET SAV
Total/NA	Analysis	9034		1	6 mL	6 mL	823990	02/22/24 10:31	JAS	EET SAV
	Instrument ID:	NoEquip								

Lab Chronicle

Client: Southern Company
Project/Site: CCR - Plant Scherer Ash Pond

Job ID: 680-246967-1

Client Sample ID: SCH-AP1-EB-1

Date Collected: 02/20/24 15:00
Date Received: 02/21/24 11:30

Lab Sample ID: 680-246967-7

Matrix: Water

Prep Type	Batch Type	Batch Method	Run	Dil Factor	Initial Amount	Final Amount	Batch Number	Prepared or Analyzed	Analyst	Lab
Total/NA	Analysis	300.0		1			78646	03/01/24 13:00	YGS	EET ORL
	Instrument ID:	IC_004								
Total Recoverable	Prep	3005A			25 mL	125 mL	823963	02/22/24 09:46	BCB	EET SAV
Total Recoverable	Analysis	6020B		1			824321	02/23/24 21:59	BWR	EET SAV
	Instrument ID:	ICPMSC								
Total Recoverable	Prep	3005A			25 mL	125 mL	823963	02/22/24 09:46	BCB	EET SAV
Total Recoverable	Analysis	6020B		1			824440	02/25/24 14:40	BWR	EET SAV
	Instrument ID:	ICPMSD								
Total/NA	Prep	7470A			50 mL	50 mL	824585	02/26/24 13:49	DW	EET SAV
Total/NA	Analysis	7470A		1			824780	02/27/24 10:44	DW	EET SAV
	Instrument ID:	QuickTrace2								
Total/NA	Analysis	2320B-2011		1			824492	02/23/24 09:41	PG	EET SAV
	Instrument ID:	MANTECH 2								
Total/NA	Analysis	2540C-2011		1	200 mL	200 mL	824557	02/26/24 11:53	PG	EET SAV
	Instrument ID:	NOEQUIP								
Total/NA	Prep	9030B			6 mL	6 mL	823953	02/22/24 09:29	JAS	EET SAV
Total/NA	Analysis	9034		1	6 mL	6 mL	823990	02/22/24 10:31	JAS	EET SAV
	Instrument ID:	NoEquip								

Laboratory References:

EET ORL = Eurofins Orlando, 481 Newburyport Avenue, Altamonte Springs, FL 32701, TEL (407)339-5984
EET SAV = Eurofins Savannah, 5102 LaRoche Avenue, Savannah, GA 31404, TEL (912)354-7858

Accreditation/Certification Summary

Client: Southern Company
Project/Site: CCR - Plant Scherer Ash Pond

Job ID: 680-246967-1

Laboratory: Eurofins Savannah

The accreditations/certifications listed below are applicable to this report.

Authority	Program	Identification Number	Expiration Date
Florida	NELAP	E87052	06-30-24
Georgia	State	E87052	06-30-24

Laboratory: Eurofins Orlando

All accreditations/certifications held by this laboratory are listed. Not all accreditations/certifications are applicable to this report.

Authority	Program	Identification Number	Expiration Date
Alabama	State	42800	06-30-24
Arkansas (DW)	State	FL00091	06-30-24
Florida	NELAP	E83018	06-30-24
Georgia (DW)	State	C055	06-30-24
Louisiana (All)	NELAP	239316	06-30-24
Louisiana (DW)	State	LA039	05-24-24
Mississippi	State	MS00007	06-30-24
New Mexico	State	FL00091	06-30-24
North Carolina (DW)	State	12712	07-31-24
Tennessee	State	TN04930	06-30-24
Texas	NELAP	T104704571	02-28-25
Washington	State	C1089	10-19-24

Method Summary

Client: Southern Company
Project/Site: CCR - Plant Scherer Ash Pond

Job ID: 680-246967-1

Method	Method Description	Protocol	Laboratory
300.0	Anions, Ion Chromatography	EPA	EET ORL
6020B	Metals (ICP/MS)	SW846	EET SAV
7470A	Mercury (CVAA)	SW846	EET SAV
2320B-2011	Alkalinity, Total	SM	EET SAV
2540C-2011	Total Dissolved Solids (Dried at 180 °C)	SM	EET SAV
9034	Sulfide, Acid Soluble and Insoluble (Titrimetric)	SW846	EET SAV
3005A	Preparation, Total Recoverable or Dissolved Metals	SW846	EET SAV
7470A	Preparation, Mercury	SW846	EET SAV
9030B	Sulfide, Distillation (Acid Soluble and Insoluble)	SW846	EET SAV

Protocol References:

EPA = US Environmental Protection Agency

SM = "Standard Methods For The Examination Of Water And Wastewater"

SW846 = "Test Methods For Evaluating Solid Waste, Physical/Chemical Methods", Third Edition, November 1986 And Its Updates.

Laboratory References:

EET ORL = Eurofins Orlando, 481 Newburyport Avenue, Altamonte Springs, FL 32701, TEL (407)339-5984

EET SAV = Eurofins Savannah, 5102 LaRoche Avenue, Savannah, GA 31404, TEL (912)354-7858

Eurofins Savannah
5102 LaRoche Avenue
Savannah, GA 31404
Phone (912) 354-7858 Phone (912) 352-0165

Chain of Custody Record

eurofins | Environment Testing

Client Information	Sampler(s): Mark Mann	Lab PM / Phone: David Fuller / 770-344-8986	Carrier Tracking No(s):	COC No:
Client Contact: Joju Abraham	Site-Project Manager / Phone: Dawn Prell / 248-536-5445	E-Mail: David.Fuller@et.eurofinsus.com	State of Origin: GA	Page: Page 1 of 1
Company: Southern Company				Job #:
Address: 241 Ralph McGill Blvd SE B10185	Due Date Requested:			
City: Atlanta	TAT Requested (business days): 2 weeks			
State, Zip: GA, 30308	Compliance Project: Δ Yes Δ No			
Phone:	Lab Project #: (DO NOT REMOVE) 68027798			
Email: JAbraham@southernco.com	Lab PO #: GPC82130-0003 / PO Line #1			
Project Name: CCR - Plant Scherer Ash Pond	Project #:			
Site:				

Analysis Requested

Preservation Codes:
A - HCL, B - NaOH, C - Zn Acetate, D - Nitric Acid, E - NaHSO4, F - MeOH, G - Amchlor, H - Ascorbic Acid, I - Ice, J - DI Water, K - EDTA, L - EDA
M - Hexane, N - None, O - AsNaO2, P - Na2O4S, Q - Na2SO3, R - Na2S2O3, S - H2SO4, T - TSP Dodecahydrate, U - Acetone, V - MCAA, W - pH 4-5, Y - Trizma, Z - other (specify)
Other:

Task_Code: SCH-CCR-ASSMT-2024S1

Special Instructions/Notes:

Sample Identification	Sample Date	Sample Time	Sample Type (C=Comp, G=grab)	Matrix (W=water, S=solid, O=waste/oil, BT=Tissue, A=Air)	Field Filtered Sample (Yes or No)	Perform MS/MSD (Yes or No)	300_ORGFM_28D - Chloride, Fluoride, Sulfate	2540C - Solids, Total Dissolved (TDS)	6020B - App III and IV w/ Fe, Mg, Mn, Na, K	7470A - App IV Mercury	9034 - Sulfide (FILL BOTTLES COMPLETELY)	2320B - Alkalinity, Total, Carb/Bicarb	9315_Ra226 - Radium 226	9320_Ra228 - Radium 228	Ra226Ra228_GFPC - Combined Radium 226 and 228					Total Number of containers
			Preservation Code:				N	N	D	D	CB	N	D	D	D					
SCH-SGWA-1	2/20/24	12:55	G	WG	N	N	X	X	X	X	X	X	X	X	X					8
SCH-SGWA-2	2/20/24	14:30	G	WG	N	N	X	X	X	X	X	X	X	X	X					8
SCH-SGWC-6	2/20/24	14:30	G	WG	N	N	X	X	X	X	X	X	X	X	X					8
SCH-AP1-FD-1	2/20/24	--	G	WG	N	N	X	X	X	X	X	X	X	X	X					8
SCH-SGWA-4	2/20/24	11:21	G	WG	N	N	X	X	X	X	X	X	X	X	X					8
SCH-SGWC-19	2/20/24	13:23	G	WG	N	N	X	X	X	X	X	X	X	X	X					8
SCH-AP1-EB-1	2/20/24	15:00	G	WQ	N	N	X	X	X	X	X	X	X	X	X					8

680-246967 Chain of Custody

Possible Hazard Identification
☐ *Non-Hazard* ☐ *Flammable* ☐ *Skin Irritant* ☐ *Poison B* ☐ *Unknown* ☐ *Radiological*

Sample Disposal (A fee may be assessed if samples are retained longer than 1 month)
☐ *Return To Client* ☐ *Disposal By Lab* ☐ *Archive For* _____ *Months*

Deliverable Requested: I, II, III, IV, Other (specify)

Special Instructions/QC Requirements:

Empty Kit Relinquished by: | Date: | Time: | Method of Shipment:

Relinquished by	Date/Time	Company	Received by	Date/Time	Company
MARK MANN	02/21/24 0825	WSP	Yolanda Lucas	02/21/24 8:25am	Courier Now
				2/21/24 1130	

Custody Seals Intact: Δ Yes Δ No | Custody Seal No.:

Cooler Temperature(s) °C and Other Remarks: 0.8/0.8 5.5/5.5 2.1/2.1

Ver: 01/16/2019

3/8/2024

Eurofins Savannah
5102 LaRoche Avenue
Savannah, GA 31404
Phone: 912-354-7858 Fax: 912-352-0165

Chain of Custody Record

eurofins | Environment Testing

Client Information (Sub Contract Lab)	Sampler:	Lab PM: Fuller, David	Carrier Tracking No(s):	COC No: 680-764938.1
Client Contact: Shipping/Receiving	Phone:	E-Mail: David.Fuller@et.eurofinsus.com	State of Origin: Georgia	Page: Page 1 of 1
Company: Eurofins Environment Testing Southeast,		Accreditations Required (See note): NELAP - Florida; State - Georgia		Job #: 680-246967-1
Address: 481 Newburyport Avenue, ,	Due Date Requested: 3/4/2024			
City: Altamonte Springs	TAT Requested (days):			
State, Zip: FL, 32701				
Phone: 407-339-5984(Tel) 407-260-6110(Fax)	PO #:			
Email:	WO #:			
Project Name: CCR - Plant Scherer Ash Pond	Project #: 68027798			
Site:	SSOW#:			

Analysis Requested

Preservation Codes:
A - HCL, B - NaOH, C - Zn Acetate, D - Nitric Acid, E - NaHSO4, F - MeOH, G - Amchlor, H - Ascorbic Acid, I - Ice, J - DI Water, K - EDTA, L - EDA
M - Hexane, N - None, O - AsNaO2, P - Na2O4S, Q - Na2SO3, R - Na2S2O3, S - H2SO4, T - TSP Dodecahydrate, U - Acetone, V - MCAA, W - pH 4-5, Y - Trizma, Z - other (specify)
Other:

Sample Identification - Client ID (Lab ID)	Sample Date	Sample Time	Sample Type (C=comp, G=grab)	Matrix (W=water, S=solid, O=waste/oil, BT=Tissue, A=Air)	Field Filtered Sample (Yes or No)	Perform MS/MSD (Yes or No)	300_ORGFM_28D/ Cl, Fl, SO4, Br	Total Number of containers	Special Instructions/Note:
			Preservation Code:						
SCH-SGWA-1 (680-246967-1)	2/20/24	12:55 Eastern		Water			X	1	
SCH-SGWA-2 (680-246967-2)	2/20/24	14:30 Eastern		Water			X	1	
SCH-SGWC-6 (680-246967-3)	2/20/24	14:30 Eastern		Water			X	1	
SCH-AP1-FD-1 (680-246967-4)	2/20/24	Eastern		Water			X	1	
SCH=SGWA-4 (680-246967-5)	2/20/24	11:21 Eastern		Water			X	1	
SCH=SGWC-19 (680-246967-6)	2/20/24	13:23 Eastern		Water			X	1	
SCH-AP1-EB-1 (680-246967-7)	2/20/24	15:00 Eastern		Water			X	1	

Note: Since laboratory accreditations are subject to change, Eurofins Environment Testing Southeast, LLC places the ownership of method, analyte & accreditation compliance upon our subcontract laboratories. This sample shipment is forwarded under chain-of-custody. If the laboratory does not currently maintain accreditation in the State of Origin listed above for analysis/tests/matrix being analyzed, the samples must be shipped back to the Eurofins Environment Testing Southeast, LLC laboratory or other instructions will be provided. Any changes to accreditation status should be brought to Eurofins Environment Testing Southeast, LLC attention immediately. If all requested accreditations are current to date, return the signed Chain of Custody attesting to said compliance to Eurofins Environment Testing Southeast, LLC.

Possible Hazard Identification *Unconfirmed*	***Sample Disposal (A fee may be assessed if samples are retained longer than 1 month)*** ☐ *Return To Client* ☐ *Disposal By Lab* ☐ *Archive For* _____ *Months*
Deliverable Requested: I, II, III, IV, Other (specify) Primary Deliverable Rank: 2	Special Instructions/QC Requirements:

Empty Kit Relinquished by:	Date:	Time:	Method of Shipment:

Relinquished by:	Date/Time: 2-29-24 1600	Company	Received by:	Date/Time: 3/1 920	Company
Relinquished by:	Date/Time:	Company	Received by:	Date/Time:	Company
Relinquished by:	Date/Time:	Company	Received by:	Date/Time:	Company

Custody Seals Intact: Δ Yes Δ No	Custody Seal No.:	Cooler Temperature(s) °C and Other Remarks:

Ver: 06/08/2021

Login Sample Receipt Checklist

Client: Southern Company

Job Number: 680-246967-1

Login Number: 246967
List Number: 1
Creator: Johnson, Corey M

List Source: Eurofins Savannah

Question	Answer	Comment
Radioactivity wasn't checked or is </= background as measured by a survey meter.	N/A	
The cooler's custody seal, if present, is intact.	True	
Sample custody seals, if present, are intact.	True	
The cooler or samples do not appear to have been compromised or tampered with.	True	
Samples were received on ice.	True	
Cooler Temperature is acceptable.	True	
Cooler Temperature is recorded.	True	
COC is present.	True	
COC is filled out in ink and legible.	True	
COC is filled out with all pertinent information.	True	
Is the Field Sampler's name present on COC?	True	
There are no discrepancies between the containers received and the COC.	True	
Samples are received within Holding Time (excluding tests with immediate HTs)	True	
Sample containers have legible labels.	True	
Containers are not broken or leaking.	True	
Sample collection date/times are provided.	True	
Appropriate sample containers are used.	True	
Sample bottles are completely filled.	True	
Sample Preservation Verified.	N/A	
There is sufficient vol. for all requested analyses, incl. any requested MS/MSDs	True	
Containers requiring zero headspace have no headspace or bubble is <6mm (1/4").	N/A	
Multiphasic samples are not present.	True	
Samples do not require splitting or compositing.	True	
Residual Chlorine Checked.	N/A	

Login Sample Receipt Checklist

Client: Southern Company

Job Number: 680-246967-1

Login Number: 246967
List Number: 3
Creator: Beck, Brent

List Source: Eurofins Orlando
List Creation: 03/01/24 09:43 AM

Question	Answer	Comment
Radioactivity wasn't checked or is </= background as measured by a survey meter.	N/A	
The cooler's custody seal, if present, is intact.	True	
Sample custody seals, if present, are intact.	True	
The cooler or samples do not appear to have been compromised or tampered with.	True	
Samples were received on ice.	True	
Cooler Temperature is acceptable.	True	
Cooler Temperature is recorded.	True	
COC is present.	True	
COC is filled out in ink and legible.	True	
COC is filled out with all pertinent information.	True	
Is the Field Sampler's name present on COC?	True	
There are no discrepancies between the containers received and the COC.	True	
Samples are received within Holding Time (excluding tests with immediate HTs)	True	
Sample containers have legible labels.	True	
Containers are not broken or leaking.	True	
Sample collection date/times are provided.	True	
Appropriate sample containers are used.	True	
Sample bottles are completely filled.	True	
Sample Preservation Verified.	True	
There is sufficient vol. for all requested analyses, incl. any requested MS/MSDs	True	
Containers requiring zero headspace have no headspace or bubble is <6mm (1/4").	True	
Multiphasic samples are not present.	True	
Samples do not require splitting or compositing.	True	
Residual Chlorine Checked.	N/A	

eurofins | Environment Testing

ANALYTICAL REPORT

PREPARED FOR

Attn: Joju Abraham
Southern Company
241 Ralph McGill Blvd SE
B10185
Atlanta, Georgia 30308

Generated 3/8/2024 11:26:35 AM

JOB DESCRIPTION

CCR - Plant Scherer Ash Pond Assessment

JOB NUMBER

680-247024-1

Eurofins Savannah
5102 LaRoche Avenue
Savannah GA 31404

See page two for job notes and contact information.

my EOL

Eurofins Savannah

Job Notes

This report may not be reproduced except in full, and with written approval from the laboratory. The results relate only to the samples tested. For questions please contact the Project Manager at the e-mail address or telephone number listed on this page.

The test results in this report relate only to the samples as received by the laboratory and will meet all requirements of the methodology, with any exceptions noted. This report shall not be reproduced except in full, without the express written approval of the laboratory. All questions should be directed to the Eurofins Environment Testing Southeast, LLC Project Manager.

Authorization

Generated
3/8/2024 11:26:35 AM

Authorized for release by
David Fuller, Project Manager
David.Fuller@et.eurofinsus.com
(770)344-8986

Definitions/Glossary

Client: Southern Company
Job ID: 680-247024-1
Project/Site: CCR - Plant Scherer Ash Pond Assessment

Qualifiers

Metals

Qualifier	Qualifier Description
B	Compound was found in the blank and sample.
J	Result is less than the RL but greater than or equal to the MDL and the concentration is an approximate value.

General Chemistry

Qualifier	Qualifier Description
F3	Duplicate RPD exceeds the control limit

Glossary

Abbreviation	These commonly used abbreviations may or may not be present in this report.
¤	Listed under the "D" column to designate that the result is reported on a dry weight basis
%R	Percent Recovery
CFL	Contains Free Liquid
CFU	Colony Forming Unit
CNF	Contains No Free Liquid
DER	Duplicate Error Ratio (normalized absolute difference)
Dil Fac	Dilution Factor
DL	Detection Limit (DoD/DOE)
DL, RA, RE, IN	Indicates a Dilution, Re-analysis, Re-extraction, or additional Initial metals/anion analysis of the sample
DLC	Decision Level Concentration (Radiochemistry)
EDL	Estimated Detection Limit (Dioxin)
LOD	Limit of Detection (DoD/DOE)
LOQ	Limit of Quantitation (DoD/DOE)
MCL	EPA recommended "Maximum Contaminant Level"
MDA	Minimum Detectable Activity (Radiochemistry)
MDC	Minimum Detectable Concentration (Radiochemistry)
MDL	Method Detection Limit
ML	Minimum Level (Dioxin)
MPN	Most Probable Number
MQL	Method Quantitation Limit
NC	Not Calculated
ND	Not Detected at the reporting limit (or MDL or EDL if shown)
NEG	Negative / Absent
POS	Positive / Present
PQL	Practical Quantitation Limit
PRES	Presumptive
QC	Quality Control
RER	Relative Error Ratio (Radiochemistry)
RL	Reporting Limit or Requested Limit (Radiochemistry)
RPD	Relative Percent Difference, a measure of the relative difference between two points
TEF	Toxicity Equivalent Factor (Dioxin)
TEQ	Toxicity Equivalent Quotient (Dioxin)
TNTC	Too Numerous To Count

Sample Summary

Client: Southern Company
Project/Site: CCR - Plant Scherer Ash Pond Assessment

Job ID: 680-247024-1

Lab Sample ID	Client Sample ID	Matrix	Collected	Received
680-247024-1	SCH-PZ-13S	Water	02/21/24 13:02	02/22/24 11:55
680-247024-2	SCH-AP1-FD-3	Water	02/21/24 00:00	02/22/24 11:55

Job Narrative
680-247024-1

Analytical test results meet all requirements of the associated regulatory program listed on the Accreditation/Certification Summary Page unless otherwise noted under the individual analysis. Data qualifiers are applied to indicate exceptions. Noncompliant quality control (QC) is further explained in narrative comments.

- Matrix QC may not be reported if insufficient sample or site-specific QC samples were not submitted. In these situations, to demonstrate precision and accuracy at a batch level, a LCS/LCSD may be performed, unless otherwise specified in the method.
- Surrogate and/or isotope dilution analyte recoveries (if applicable) which are outside of the QC window are confirmed unless attributed to a dilution or otherwise noted in the narrative.

Receipt
The samples were received on 2/22/2024 11:55 AM. Unless otherwise noted below, the samples arrived in good condition, and, where required, properly preserved and on ice. The temperature of the cooler at receipt time was 2.6°C.

HPLC/IC
No additional analytical or quality issues were noted, other than those described above or in the Definitions/ Glossary page.

Metals
No additional analytical or quality issues were noted, other than those described above or in the Definitions/ Glossary page.

General Chemistry
Method 2540C: The sample duplicate precision for the following sample associated with analytical batch 680-824823 was outside control limits: (680-247092-C-1 DU). The associated Laboratory Control Sample / Laboratory Control Sample Duplicate (LCS/LCSD) precision met acceptance criteria.

No additional analytical or quality issues were noted, other than those described above or in the Definitions/ Glossary page.

Client Sample Results

Client: Southern Company
Project/Site: CCR - Plant Scherer Ash Pond Assessment

Job ID: 680-247024-1

Client Sample ID: SCH-PZ-13S

Lab Sample ID: 680-247024-1
Matrix: Water
Date Collected: 02/21/24 13:02
Date Received: 02/22/24 11:55

Method: EPA 300.0 - Anions, Ion Chromatography

Analyte	Result	Qualifier	RL	MDL	Unit	D	Prepared	Analyzed	Dil Fac
Chloride	**11**		1.0	0.20	mg/L			03/04/24 17:41	1
Fluoride	<0.20		0.40	0.20	mg/L			03/04/24 17:41	1
Sulfate	**1.6**		1.0	0.50	mg/L			03/04/24 17:41	1

Method: SW846 6020B - Metals (ICP/MS) - Total Recoverable

Analyte	Result	Qualifier	RL	MDL	Unit	D	Prepared	Analyzed	Dil Fac
Antimony	<0.00034		0.0020	0.00034	mg/L		02/23/24 05:57	02/24/24 03:12	1
Arsenic	<0.00086		0.0010	0.00086	mg/L		02/23/24 05:57	02/24/24 03:12	1
Barium	**0.049**		0.010	0.00089	mg/L		02/23/24 05:57	02/24/24 03:12	1
Beryllium	<0.00020		0.0025	0.00020	mg/L		02/23/24 05:57	02/24/24 03:12	1
Boron	<0.022		0.080	0.022	mg/L		02/23/24 05:57	02/24/24 03:12	1
Cadmium	<0.000078		0.0025	0.000078	mg/L		02/23/24 05:57	02/24/24 03:12	1
Calcium	**4.3**		0.50	0.14	mg/L		02/23/24 05:57	02/24/24 03:12	1
Chromium	**0.0047**	**B**	0.0020	0.0012	mg/L		02/23/24 05:57	02/24/24 03:12	1
Cobalt	**0.0053**		0.0025	0.00022	mg/L		02/23/24 05:57	02/24/24 03:12	1
Iron	<0.012		0.10	0.012	mg/L		02/23/24 05:57	02/25/24 16:09	1
Lead	<0.00021		0.0010	0.00021	mg/L		02/23/24 05:57	02/24/24 03:12	1
Lithium	<0.0020		0.0050	0.0020	mg/L		02/23/24 05:57	02/24/24 03:12	1
Magnesium	**1.7**		0.50	0.023	mg/L		02/23/24 05:57	02/25/24 16:09	1
Manganese	**0.045**		0.0050	0.0022	mg/L		02/23/24 05:57	02/25/24 16:09	1
Molybdenum	<0.00086		0.015	0.00086	mg/L		02/23/24 05:57	02/24/24 03:12	1
Potassium	**0.28**	**J**	0.50	0.044	mg/L		02/23/24 05:57	02/25/24 16:09	1
Selenium	<0.00099		0.0050	0.00099	mg/L		02/23/24 05:57	02/24/24 03:12	1
Sodium	**5.4**		0.50	0.20	mg/L		02/23/24 05:57	02/25/24 16:09	1
Thallium	<0.00026		0.0010	0.00026	mg/L		02/23/24 05:57	02/24/24 03:12	1

Method: SW846 7470A - Mercury (CVAA)

Analyte	Result	Qualifier	RL	MDL	Unit	D	Prepared	Analyzed	Dil Fac
Mercury	**0.000096**	**J**	0.00020	0.000080	mg/L		02/26/24 14:41	02/27/24 11:48	1

General Chemistry

Analyte	Result	Qualifier	RL	MDL	Unit	D	Prepared	Analyzed	Dil Fac
Total Alkalinity as CaCO3 to pH 4.5 (SM 2320B-2011)	**16**		5.0	2.2	mg/L			02/23/24 14:40	1
Bicarbonate Alkalinity as CaCO3 (SM 2320B-2011)	**16**		5.0	5.0	mg/L			02/23/24 14:40	1
Carbonate Alkalinity as CaCO3 (SM 2320B-2011)	<5.0		5.0	5.0	mg/L			02/23/24 14:40	1
Total Dissolved Solids (SM 2540C-2011)	**53**		10	10	mg/L			02/27/24 15:11	1
Sulfide (SW846 9034)	<10		10	10	mg/L		02/26/24 10:58	02/26/24 13:51	1

Client Sample ID: SCH-AP1-FD-3

Lab Sample ID: 680-247024-2
Matrix: Water
Date Collected: 02/21/24 00:00
Date Received: 02/22/24 11:55

Method: EPA 300.0 - Anions, Ion Chromatography

Analyte	Result	Qualifier	RL	MDL	Unit	D	Prepared	Analyzed	Dil Fac
Chloride	**11**		1.0	0.20	mg/L			03/04/24 17:57	1
Fluoride	<0.20		0.40	0.20	mg/L			03/04/24 17:57	1
Sulfate	**1.6**		1.0	0.50	mg/L			03/04/24 17:57	1

Client Sample Results

Client: Southern Company
Project/Site: CCR - Plant Scherer Ash Pond Assessment

Job ID: 680-247024-1

Client Sample ID: SCH-AP1-FD-3

Lab Sample ID: 680-247024-2

Date Collected: 02/21/24 00:00
Matrix: Water
Date Received: 02/22/24 11:55

Method: SW846 6020B - Metals (ICP/MS) - Total Recoverable

Analyte	Result	Qualifier	RL	MDL	Unit	D	Prepared	Analyzed	Dil Fac
Antimony	<0.00034		0.0020	0.00034	mg/L		02/23/24 05:57	02/24/24 03:16	1
Arsenic	<0.00086		0.0010	0.00086	mg/L		02/23/24 05:57	02/24/24 03:16	1
Barium	**0.049**		0.010	0.00089	mg/L		02/23/24 05:57	02/24/24 03:16	1
Beryllium	<0.00020		0.0025	0.00020	mg/L		02/23/24 05:57	02/24/24 03:16	1
Boron	<0.022		0.080	0.022	mg/L		02/23/24 05:57	02/24/24 03:16	1
Cadmium	<0.000078		0.0025	0.000078	mg/L		02/23/24 05:57	02/24/24 03:16	1
Calcium	**4.2**		0.50	0.14	mg/L		02/23/24 05:57	02/24/24 03:16	1
Chromium	**0.0046**	**B**	0.0020	0.0012	mg/L		02/23/24 05:57	02/24/24 03:16	1
Cobalt	**0.0055**		0.0025	0.00022	mg/L		02/23/24 05:57	02/24/24 03:16	1
Iron	**0.018**	**J**	0.10	0.012	mg/L		02/23/24 05:57	02/25/24 16:12	1
Lead	<0.00021		0.0010	0.00021	mg/L		02/23/24 05:57	02/24/24 03:16	1
Lithium	<0.0020		0.0050	0.0020	mg/L		02/23/24 05:57	02/24/24 03:16	1
Magnesium	**1.7**		0.50	0.023	mg/L		02/23/24 05:57	02/25/24 16:12	1
Manganese	**0.045**		0.0050	0.0022	mg/L		02/23/24 05:57	02/25/24 16:12	1
Molybdenum	<0.00086		0.015	0.00086	mg/L		02/23/24 05:57	02/24/24 03:16	1
Potassium	**0.30**	**J**	0.50	0.044	mg/L		02/23/24 05:57	02/25/24 16:12	1
Selenium	<0.00099		0.0050	0.00099	mg/L		02/23/24 05:57	02/24/24 03:16	1
Sodium	**5.5**		0.50	0.20	mg/L		02/23/24 05:57	02/25/24 16:12	1
Thallium	<0.00026		0.0010	0.00026	mg/L		02/23/24 05:57	02/24/24 03:16	1

Method: SW846 7470A - Mercury (CVAA)

Analyte	Result	Qualifier	RL	MDL	Unit	D	Prepared	Analyzed	Dil Fac
Mercury	**0.000097**	**J**	0.00020	0.000080	mg/L		02/26/24 14:41	02/27/24 11:50	1

General Chemistry

Analyte	Result	Qualifier	RL	MDL	Unit	D	Prepared	Analyzed	Dil Fac
Total Alkalinity as CaCO3 to pH 4.5 (SM 2320B-2011)	**14**		5.0	2.2	mg/L			02/23/24 15:13	1
Bicarbonate Alkalinity as CaCO3 (SM 2320B-2011)	**14**		5.0	5.0	mg/L			02/23/24 15:13	1
Carbonate Alkalinity as CaCO3 (SM 2320B-2011)	<5.0		5.0	5.0	mg/L			02/23/24 15:13	1
Total Dissolved Solids (SM 2540C-2011)	**49**		10	10	mg/L			02/27/24 15:11	1
Sulfide (SW846 9034)	<10		10	10	mg/L		02/26/24 10:58	02/26/24 13:51	1

QC Sample Results

Client: Southern Company
Project/Site: CCR - Plant Scherer Ash Pond Assessment

Job ID: 680-247024-1

Method: 300.0 - Anions, Ion Chromatography

Lab Sample ID: MB 670-78938/11
Matrix: Water
Analysis Batch: 78938

Client Sample ID: Method Blank
Prep Type: Total/NA

Analyte	MB Result	MB Qualifier	RL	MDL	Unit	D	Prepared	Analyzed	Dil Fac
Chloride	<0.20		1.0	0.20	mg/L			03/04/24 16:37	1
Fluoride	<0.20		0.40	0.20	mg/L			03/04/24 16:37	1
Sulfate	<0.50		1.0	0.50	mg/L			03/04/24 16:37	1

Lab Sample ID: LCS 670-78938/9
Matrix: Water
Analysis Batch: 78938

Client Sample ID: Lab Control Sample
Prep Type: Total/NA

Analyte	Spike Added	LCS Result	LCS Qualifier	Unit	D	%Rec	%Rec Limits
Chloride	4.00	3.90		mg/L		98	90 - 110
Fluoride	4.00	4.34		mg/L		108	90 - 110
Sulfate	4.00	4.09		mg/L		102	90 - 110

Lab Sample ID: LCSD 670-78938/10
Matrix: Water
Analysis Batch: 78938

Client Sample ID: Lab Control Sample Dup
Prep Type: Total/NA

Analyte	Spike Added	LCSD Result	LCSD Qualifier	Unit	D	%Rec	%Rec Limits	RPD	RPD Limit
Chloride	4.00	3.93		mg/L		98	90 - 110	1	20
Fluoride	4.00	4.31		mg/L		108	90 - 110	1	20
Sulfate	4.00	4.07		mg/L		102	90 - 110	0	20

Lab Sample ID: 680-247026-H-2 MS
Matrix: Water
Analysis Batch: 78938

Client Sample ID: Matrix Spike
Prep Type: Total/NA

Analyte	Sample Result	Sample Qualifier	Spike Added	MS Result	MS Qualifier	Unit	D	%Rec	%Rec Limits
Chloride	0.26	J	5.00	5.69		mg/L		108	80 - 120
Fluoride	<0.20		5.00	5.93		mg/L		119	80 - 120
Sulfate	<0.50		5.00	5.61		mg/L		112	80 - 120

Lab Sample ID: 680-247026-H-2 MSD
Matrix: Water
Analysis Batch: 78938

Client Sample ID: Matrix Spike Duplicate
Prep Type: Total/NA

Analyte	Sample Result	Sample Qualifier	Spike Added	MSD Result	MSD Qualifier	Unit	D	%Rec	%Rec Limits	RPD	RPD Limit
Chloride	0.26	J	5.00	5.70		mg/L		109	80 - 120	0	20
Fluoride	<0.20		5.00	5.98		mg/L		120	80 - 120	1	20
Sulfate	<0.50		5.00	5.61		mg/L		112	80 - 120	0	20

Method: 6020B - Metals (ICP/MS)

Lab Sample ID: MB 680-824120/1-A
Matrix: Water
Analysis Batch: 824321

Client Sample ID: Method Blank
Prep Type: Total Recoverable
Prep Batch: 824120

Analyte	MB Result	MB Qualifier	RL	MDL	Unit	D	Prepared	Analyzed	Dil Fac
Antimony	<0.00034		0.0020	0.00034	mg/L		02/23/24 05:57	02/24/24 01:58	1
Arsenic	<0.00086		0.0010	0.00086	mg/L		02/23/24 05:57	02/24/24 01:58	1
Barium	<0.00089		0.010	0.00089	mg/L		02/23/24 05:57	02/24/24 01:58	1

Method: 6020B - Metals (ICP/MS) (Continued)

Lab Sample ID: MB 680-824120/1-A
Matrix: Water
Analysis Batch: 824321

Client Sample ID: Method Blank
Prep Type: Total Recoverable
Prep Batch: 824120

Analyte	MB Result	MB Qualifier	RL	MDL	Unit	D	Prepared	Analyzed	Dil Fac
Beryllium	<0.00020		0.0025	0.00020	mg/L		02/23/24 05:57	02/24/24 01:58	1
Boron	<0.022		0.080	0.022	mg/L		02/23/24 05:57	02/24/24 01:58	1
Cadmium	<0.000078		0.0025	0.000078	mg/L		02/23/24 05:57	02/24/24 01:58	1
Calcium	<0.14		0.50	0.14	mg/L		02/23/24 05:57	02/24/24 01:58	1
Chromium	0.00174	J	0.0020	0.0012	mg/L		02/23/24 05:57	02/24/24 01:58	1
Cobalt	<0.00022		0.0025	0.00022	mg/L		02/23/24 05:57	02/24/24 01:58	1
Lead	<0.00021		0.0010	0.00021	mg/L		02/23/24 05:57	02/24/24 01:58	1
Lithium	<0.0020		0.0050	0.0020	mg/L		02/23/24 05:57	02/24/24 01:58	1
Molybdenum	<0.00086		0.015	0.00086	mg/L		02/23/24 05:57	02/24/24 01:58	1
Selenium	<0.00099		0.0050	0.00099	mg/L		02/23/24 05:57	02/24/24 01:58	1
Sodium	1.61		0.50	0.20	mg/L		02/23/24 05:57	02/24/24 01:58	1
Thallium	<0.00026		0.0010	0.00026	mg/L		02/23/24 05:57	02/24/24 01:58	1

Lab Sample ID: MB 680-824120/1-A
Matrix: Water
Analysis Batch: 824440

Client Sample ID: Method Blank
Prep Type: Total Recoverable
Prep Batch: 824120

Analyte	MB Result	MB Qualifier	RL	MDL	Unit	D	Prepared	Analyzed	Dil Fac
Iron	<0.012		0.10	0.012	mg/L		02/23/24 05:57	02/25/24 15:18	1
Magnesium	<0.023		0.50	0.023	mg/L		02/23/24 05:57	02/25/24 15:18	1
Manganese	<0.0022		0.0050	0.0022	mg/L		02/23/24 05:57	02/25/24 15:18	1
Potassium	<0.044		0.50	0.044	mg/L		02/23/24 05:57	02/25/24 15:18	1
Sodium	<0.20		0.50	0.20	mg/L		02/23/24 05:57	02/25/24 15:18	1

Lab Sample ID: LCS 680-824120/2-A
Matrix: Water
Analysis Batch: 824321

Client Sample ID: Lab Control Sample
Prep Type: Total Recoverable
Prep Batch: 824120

Analyte	Spike Added	LCS Result	LCS Qualifier	Unit	D	%Rec	%Rec Limits
Antimony	0.0500	0.0498		mg/L		100	80 - 120
Arsenic	0.100	0.102		mg/L		102	80 - 120
Barium	0.100	0.101		mg/L		101	80 - 120
Beryllium	0.0500	0.0530		mg/L		106	80 - 120
Boron	0.400	0.399		mg/L		100	80 - 120
Cadmium	0.0500	0.0481		mg/L		96	80 - 120
Calcium	5.00	4.73		mg/L		95	80 - 120
Chromium	0.100	0.113		mg/L		112	80 - 120
Cobalt	0.0500	0.0500		mg/L		100	80 - 120
Lead	0.500	0.465		mg/L		93	80 - 120
Lithium	0.500	0.467		mg/L		93	80 - 120
Molybdenum	0.100	0.112		mg/L		112	80 - 120
Selenium	0.100	0.105		mg/L		105	80 - 120
Thallium	0.0500	0.0480		mg/L		96	80 - 120

Method: 6020B - Metals (ICP/MS) (Continued)

Lab Sample ID: LCS 680-824120/2-A — **Client Sample ID: Lab Control Sample**
Matrix: Water — **Prep Type: Total Recoverable**
Analysis Batch: 824440 — **Prep Batch: 824120**

Analyte	Spike Added	LCS Result	LCS Qualifier	Unit	D	%Rec	%Rec Limits
Iron	4.99	5.18		mg/L		104	80 - 120
Magnesium	5.00	5.18		mg/L		104	80 - 120
Manganese	0.400	0.394		mg/L		99	80 - 120
Potassium	7.00	7.20		mg/L		103	80 - 120
Sodium	5.03	5.21		mg/L		104	80 - 120

Lab Sample ID: 680-247017-A-3-B MS — **Client Sample ID: Matrix Spike**
Matrix: Water — **Prep Type: Total Recoverable**
Analysis Batch: 824321 — **Prep Batch: 824120**

Analyte	Sample Result	Sample Qualifier	Spike Added	MS Result	MS Qualifier	Unit	D	%Rec	%Rec Limits
Antimony	<0.00034		0.0500	0.0511		mg/L		102	75 - 125
Arsenic	<0.00086		0.100	0.0996		mg/L		100	75 - 125
Barium	0.025		0.100	0.118		mg/L		93	75 - 125
Beryllium	<0.00020		0.0500	0.0523		mg/L		105	75 - 125
Boron	0.040	J	0.400	0.439		mg/L		100	75 - 125
Cadmium	<0.000078		0.0500	0.0471		mg/L		94	75 - 125
Calcium	6.5		5.00	10.6		mg/L		84	75 - 125
Chromium	0.0020	B	0.100	0.112		mg/L		109	75 - 125
Cobalt	0.00039	J	0.0500	0.0494		mg/L		98	75 - 125
Lead	0.00070	J	0.500	0.456		mg/L		91	75 - 125
Lithium	<0.0020		0.500	0.472		mg/L		94	75 - 125
Molybdenum	0.00097	J	0.100	0.112		mg/L		111	75 - 125
Selenium	<0.00099		0.100	0.103		mg/L		103	75 - 125
Thallium	<0.00026		0.0500	0.0475		mg/L		95	75 - 125

Lab Sample ID: 680-247017-A-3-B MS — **Client Sample ID: Matrix Spike**
Matrix: Water — **Prep Type: Total Recoverable**
Analysis Batch: 824440 — **Prep Batch: 824120**

Analyte	Sample Result	Sample Qualifier	Spike Added	MS Result	MS Qualifier	Unit	D	%Rec	%Rec Limits
Iron	0.63		4.99	5.60		mg/L		100	75 - 125
Magnesium	2.0		5.00	7.09		mg/L		101	75 - 125
Manganese	0.088		0.400	0.509		mg/L		105	75 - 125
Potassium	2.9		7.00	9.87		mg/L		100	75 - 125
Sodium	8.9		5.03	13.3		mg/L		88	75 - 125

Lab Sample ID: 680-247017-A-3-C MSD — **Client Sample ID: Matrix Spike Duplicate**
Matrix: Water — **Prep Type: Total Recoverable**
Analysis Batch: 824321 — **Prep Batch: 824120**

Analyte	Sample Result	Sample Qualifier	Spike Added	MSD Result	MSD Qualifier	Unit	D	%Rec	%Rec Limits	RPD	RPD Limit
Antimony	<0.00034		0.0500	0.0504		mg/L		101	75 - 125	1	20
Arsenic	<0.00086		0.100	0.101		mg/L		101	75 - 125	2	20
Barium	0.025		0.100	0.117		mg/L		92	75 - 125	1	20
Beryllium	<0.00020		0.0500	0.0526		mg/L		105	75 - 125	1	20
Boron	0.040	J	0.400	0.444		mg/L		101	75 - 125	1	20
Cadmium	<0.000078		0.0500	0.0486		mg/L		97	75 - 125	3	20
Calcium	6.5		5.00	10.6		mg/L		82	75 - 125	1	20

Method: 6020B - Metals (ICP/MS) (Continued)

Lab Sample ID: 680-247017-A-3-C MSD — **Client Sample ID: Matrix Spike Duplicate**
Matrix: Water — **Prep Type: Total Recoverable**
Analysis Batch: 824321 — **Prep Batch: 824120**

Analyte	Sample Result	Sample Qualifier	Spike Added	MSD Result	MSD Qualifier	Unit	D	%Rec	%Rec Limits	RPD	RPD Limit
Chromium	0.0020	B	0.100	0.115		mg/L		113	75 - 125	3	20
Cobalt	0.00039	J	0.0500	0.0509		mg/L		101	75 - 125	3	20
Lead	0.00070	J	0.500	0.469		mg/L		94	75 - 125	3	20
Lithium	<0.0020		0.500	0.476		mg/L		95	75 - 125	1	20
Molybdenum	0.00097	J	0.100	0.113		mg/L		112	75 - 125	0	20
Selenium	<0.00099		0.100	0.105		mg/L		105	75 - 125	2	20
Thallium	<0.00026		0.0500	0.0485		mg/L		97	75 - 125	2	20

Lab Sample ID: 680-247017-A-3-C MSD — **Client Sample ID: Matrix Spike Duplicate**
Matrix: Water — **Prep Type: Total Recoverable**
Analysis Batch: 824440 — **Prep Batch: 824120**

Analyte	Sample Result	Sample Qualifier	Spike Added	MSD Result	MSD Qualifier	Unit	D	%Rec	%Rec Limits	RPD	RPD Limit
Iron	0.63		4.99	5.82		mg/L		104	75 - 125	4	20
Magnesium	2.0		5.00	7.25		mg/L		104	75 - 125	2	20
Manganese	0.088		0.400	0.485		mg/L		99	75 - 125	5	20
Potassium	2.9		7.00	10.1		mg/L		104	75 - 125	2	20
Sodium	8.9		5.03	13.8		mg/L		98	75 - 125	4	20

Method: 7470A - Mercury (CVAA)

Lab Sample ID: MB 680-824599/1-A — **Client Sample ID: Method Blank**
Matrix: Water — **Prep Type: Total/NA**
Analysis Batch: 824780 — **Prep Batch: 824599**

Analyte	MB Result	MB Qualifier	RL	MDL	Unit	D	Prepared	Analyzed	Dil Fac
Mercury	<0.000080		0.00020	0.000080	mg/L		02/26/24 14:41	02/27/24 11:03	1

Lab Sample ID: LCS 680-824599/2-A — **Client Sample ID: Lab Control Sample**
Matrix: Water — **Prep Type: Total/NA**
Analysis Batch: 824780 — **Prep Batch: 824599**

Analyte			Spike Added	LCS Result	LCS Qualifier	Unit	D	%Rec	%Rec Limits		
Mercury			0.00250	0.00228		mg/L		91	80 - 120		

Lab Sample ID: 680-247011-B-4-D MS — **Client Sample ID: Matrix Spike**
Matrix: Water — **Prep Type: Total/NA**
Analysis Batch: 824780 — **Prep Batch: 824599**

Analyte	Sample Result	Sample Qualifier	Spike Added	MS Result	MS Qualifier	Unit	D	%Rec	%Rec Limits		
Mercury	<0.000080		0.00100	0.000854		mg/L		85	80 - 120		

Lab Sample ID: 680-247011-B-4-E MSD — **Client Sample ID: Matrix Spike Duplicate**
Matrix: Water — **Prep Type: Total/NA**
Analysis Batch: 824780 — **Prep Batch: 824599**

Analyte	Sample Result	Sample Qualifier	Spike Added	MSD Result	MSD Qualifier	Unit	D	%Rec	%Rec Limits	RPD	RPD Limit
Mercury	<0.000080		0.00100	0.000846		mg/L		85	80 - 120	1	20

QC Sample Results

Client: Southern Company
Project/Site: CCR - Plant Scherer Ash Pond Assessment

Job ID: 680-247024-1

Method: 2320B-2011 - Alkalinity, Total

Lab Sample ID: MB 680-824498/4 — **Client Sample ID: Method Blank**
Matrix: Water — **Prep Type: Total/NA**
Analysis Batch: 824498

Analyte	MB Result	MB Qualifier	RL	MDL	Unit	D	Prepared	Analyzed	Dil Fac
Total Alkalinity as CaCO3 to pH 4.5	<2.2		5.0	2.2	mg/L			02/23/24 14:15	1
Bicarbonate Alkalinity as CaCO3	<5.0		5.0	5.0	mg/L			02/23/24 14:15	1
Carbonate Alkalinity as CaCO3	<5.0		5.0	5.0	mg/L			02/23/24 14:15	1

Lab Sample ID: LCS 680-824498/6 — **Client Sample ID: Lab Control Sample**
Matrix: Water — **Prep Type: Total/NA**
Analysis Batch: 824498

Analyte	Spike Added	LCS Result	LCS Qualifier	Unit	D	%Rec	%Rec Limits
Total Alkalinity as CaCO3 to pH 4.5	250	250		mg/L		100	90 - 112

Lab Sample ID: LCSD 680-824498/31 — **Client Sample ID: Lab Control Sample Dup**
Matrix: Water — **Prep Type: Total/NA**
Analysis Batch: 824498

Analyte	Spike Added	LCSD Result	LCSD Qualifier	Unit	D	%Rec	%Rec Limits	RPD	RPD Limit
Total Alkalinity as CaCO3 to pH 4.5	250	252		mg/L		101	90 - 112	1	30

Lab Sample ID: 680-247024-1 DU — **Client Sample ID: SCH-PZ-13S**
Matrix: Water — **Prep Type: Total/NA**
Analysis Batch: 824498

Analyte	Sample Result	Sample Qualifier	DU Result	DU Qualifier	Unit	D	RPD	RPD Limit
Total Alkalinity as CaCO3 to pH 4.5	16		14.0		mg/L		12	30
Bicarbonate Alkalinity as CaCO3	16		14.0		mg/L		12	30
Carbonate Alkalinity as CaCO3	<5.0		<5.0		mg/L		NC	30

Method: 2540C-2011 - Total Dissolved Solids (Dried at 180 °C)

Lab Sample ID: MB 680-824823/1 — **Client Sample ID: Method Blank**
Matrix: Water — **Prep Type: Total/NA**
Analysis Batch: 824823

Analyte	MB Result	MB Qualifier	RL	MDL	Unit	D	Prepared	Analyzed	Dil Fac
Total Dissolved Solids	<10		10	10	mg/L			02/27/24 15:11	1

Lab Sample ID: LCS 680-824823/2 — **Client Sample ID: Lab Control Sample**
Matrix: Water — **Prep Type: Total/NA**
Analysis Batch: 824823

Analyte	Spike Added	LCS Result	LCS Qualifier	Unit	D	%Rec	%Rec Limits
Total Dissolved Solids	2410	2390		mg/L		99	80 - 120

Method: 2540C-2011 - Total Dissolved Solids (Dried at 180 °C) (Continued)

Lab Sample ID: LCSD 680-824823/3 — **Client Sample ID: Lab Control Sample Dup**
Matrix: Water — **Prep Type: Total/NA**
Analysis Batch: 824823

Analyte			Spike Added	LCSD Result	LCSD Qualifier	Unit	D	%Rec	%Rec Limits	RPD	RPD Limit
Total Dissolved Solids			2410	2390		mg/L		99	80 - 120	0	25

Lab Sample ID: 680-247092-C-1 DU — **Client Sample ID: Duplicate**
Matrix: Water — **Prep Type: Total/NA**
Analysis Batch: 824823

Analyte	Sample Result	Sample Qualifier		DU Result	DU Qualifier	Unit	D			RPD	RPD Limit
Total Dissolved Solids	350			320	F3	mg/L				10	5

Method: 9034 - Sulfide, Acid Soluble and Insoluble (Titrimetric)

Lab Sample ID: MB 680-824524/1-A — **Client Sample ID: Method Blank**
Matrix: Water — **Prep Type: Total/NA**
Analysis Batch: 824586 — **Prep Batch: 824524**

Analyte	MB Result	MB Qualifier	RL	MDL	Unit	D	Prepared	Analyzed	Dil Fac
Sulfide	<10		10	10	mg/L		02/26/24 10:58	02/26/24 13:51	1

Lab Sample ID: LCS 680-824524/2-A — **Client Sample ID: Lab Control Sample**
Matrix: Water — **Prep Type: Total/NA**
Analysis Batch: 824586 — **Prep Batch: 824524**

Analyte			Spike Added	LCS Result	LCS Qualifier	Unit	D	%Rec	%Rec Limits		
Sulfide			208	121		mg/L		58	50 - 150		

Lab Sample ID: LCSD 680-824524/3-A — **Client Sample ID: Lab Control Sample Dup**
Matrix: Water — **Prep Type: Total/NA**
Analysis Batch: 824586 — **Prep Batch: 824524**

Analyte			Spike Added	LCSD Result	LCSD Qualifier	Unit	D	%Rec	%Rec Limits	RPD	RPD Limit
Sulfide			208	151		mg/L		72	50 - 150	22	50

Lab Sample ID: 680-247024-2 MS — **Client Sample ID: SCH-AP1-FD-3**
Matrix: Water — **Prep Type: Total/NA**
Analysis Batch: 824586 — **Prep Batch: 824524**

Analyte	Sample Result	Sample Qualifier	Spike Added	MS Result	MS Qualifier	Unit	D	%Rec	%Rec Limits		
Sulfide	<10		208	149		mg/L		72	50 - 150		

Lab Sample ID: 680-247024-2 MSD — **Client Sample ID: SCH-AP1-FD-3**
Matrix: Water — **Prep Type: Total/NA**
Analysis Batch: 824586 — **Prep Batch: 824524**

Analyte	Sample Result	Sample Qualifier	Spike Added	MSD Result	MSD Qualifier	Unit	D	%Rec	%Rec Limits	RPD	RPD Limit
Sulfide	<10		208	155		mg/L		74	50 - 150	4	50

Method: 9034 - Sulfide, Acid Soluble and Insoluble (Titrimetric) (Continued)

Lab Sample ID: 680-247024-1 DU
Client Sample ID: SCH-PZ-13S
Matrix: Water
Prep Type: Total/NA
Analysis Batch: 824586
Prep Batch: 824524

Analyte	Sample Result	Sample Qualifier		DU Result	DU Qualifier	Unit	D			RPD	RPD Limit
Sulfide	<10			<10		mg/L				NC	50

QC Association Summary

Client: Southern Company
Project/Site: CCR - Plant Scherer Ash Pond Assessment

Job ID: 680-247024-1

HPLC/IC

Analysis Batch: 78938

Lab Sample ID	Client Sample ID	Prep Type	Matrix	Method	Prep Batch
680-247024-1	SCH-PZ-13S	Total/NA	Water	300.0	
680-247024-2	SCH-AP1-FD-3	Total/NA	Water	300.0	
MB 670-78938/11	Method Blank	Total/NA	Water	300.0	
LCS 670-78938/9	Lab Control Sample	Total/NA	Water	300.0	
LCSD 670-78938/10	Lab Control Sample Dup	Total/NA	Water	300.0	
680-247026-H-2 MS	Matrix Spike	Total/NA	Water	300.0	
680-247026-H-2 MSD	Matrix Spike Duplicate	Total/NA	Water	300.0	

Metals

Prep Batch: 824120

Lab Sample ID	Client Sample ID	Prep Type	Matrix	Method	Prep Batch
680-247024-1	SCH-PZ-13S	Total Recoverable	Water	3005A	
680-247024-2	SCH-AP1-FD-3	Total Recoverable	Water	3005A	
MB 680-824120/1-A	Method Blank	Total Recoverable	Water	3005A	
LCS 680-824120/2-A	Lab Control Sample	Total Recoverable	Water	3005A	
680-247017-A-3-B MS	Matrix Spike	Total Recoverable	Water	3005A	
680-247017-A-3-C MSD	Matrix Spike Duplicate	Total Recoverable	Water	3005A	

Analysis Batch: 824321

Lab Sample ID	Client Sample ID	Prep Type	Matrix	Method	Prep Batch
680-247024-1	SCH-PZ-13S	Total Recoverable	Water	6020B	824120
680-247024-2	SCH-AP1-FD-3	Total Recoverable	Water	6020B	824120
MB 680-824120/1-A	Method Blank	Total Recoverable	Water	6020B	824120
LCS 680-824120/2-A	Lab Control Sample	Total Recoverable	Water	6020B	824120
680-247017-A-3-B MS	Matrix Spike	Total Recoverable	Water	6020B	824120
680-247017-A-3-C MSD	Matrix Spike Duplicate	Total Recoverable	Water	6020B	824120

Analysis Batch: 824440

Lab Sample ID	Client Sample ID	Prep Type	Matrix	Method	Prep Batch
680-247024-1	SCH-PZ-13S	Total Recoverable	Water	6020B	824120
680-247024-2	SCH-AP1-FD-3	Total Recoverable	Water	6020B	824120
MB 680-824120/1-A	Method Blank	Total Recoverable	Water	6020B	824120
LCS 680-824120/2-A	Lab Control Sample	Total Recoverable	Water	6020B	824120
680-247017-A-3-B MS	Matrix Spike	Total Recoverable	Water	6020B	824120
680-247017-A-3-C MSD	Matrix Spike Duplicate	Total Recoverable	Water	6020B	824120

Prep Batch: 824599

Lab Sample ID	Client Sample ID	Prep Type	Matrix	Method	Prep Batch
680-247024-1	SCH-PZ-13S	Total/NA	Water	7470A	
680-247024-2	SCH-AP1-FD-3	Total/NA	Water	7470A	
MB 680-824599/1-A	Method Blank	Total/NA	Water	7470A	
LCS 680-824599/2-A	Lab Control Sample	Total/NA	Water	7470A	
680-247011-B-4-D MS	Matrix Spike	Total/NA	Water	7470A	
680-247011-B-4-E MSD	Matrix Spike Duplicate	Total/NA	Water	7470A	

Analysis Batch: 824780

Lab Sample ID	Client Sample ID	Prep Type	Matrix	Method	Prep Batch
680-247024-1	SCH-PZ-13S	Total/NA	Water	7470A	824599
680-247024-2	SCH-AP1-FD-3	Total/NA	Water	7470A	824599
MB 680-824599/1-A	Method Blank	Total/NA	Water	7470A	824599

Metals (Continued)

Analysis Batch: 824780 (Continued)

Lab Sample ID	Client Sample ID	Prep Type	Matrix	Method	Prep Batch
LCS 680-824599/2-A	Lab Control Sample	Total/NA	Water	7470A	824599
680-247011-B-4-D MS	Matrix Spike	Total/NA	Water	7470A	824599
680-247011-B-4-E MSD	Matrix Spike Duplicate	Total/NA	Water	7470A	824599

General Chemistry

Analysis Batch: 824498

Lab Sample ID	Client Sample ID	Prep Type	Matrix	Method	Prep Batch
680-247024-1	SCH-PZ-13S	Total/NA	Water	2320B-2011	
680-247024-2	SCH-AP1-FD-3	Total/NA	Water	2320B-2011	
MB 680-824498/4	Method Blank	Total/NA	Water	2320B-2011	
LCS 680-824498/6	Lab Control Sample	Total/NA	Water	2320B-2011	
LCSD 680-824498/31	Lab Control Sample Dup	Total/NA	Water	2320B-2011	
680-247024-1 DU	SCH-PZ-13S	Total/NA	Water	2320B-2011	

Prep Batch: 824524

Lab Sample ID	Client Sample ID	Prep Type	Matrix	Method	Prep Batch
680-247024-1	SCH-PZ-13S	Total/NA	Water	9030B	
680-247024-2	SCH-AP1-FD-3	Total/NA	Water	9030B	
MB 680-824524/1-A	Method Blank	Total/NA	Water	9030B	
LCS 680-824524/2-A	Lab Control Sample	Total/NA	Water	9030B	
LCSD 680-824524/3-A	Lab Control Sample Dup	Total/NA	Water	9030B	
680-247024-2 MS	SCH-AP1-FD-3	Total/NA	Water	9030B	
680-247024-2 MSD	SCH-AP1-FD-3	Total/NA	Water	9030B	
680-247024-1 DU	SCH-PZ-13S	Total/NA	Water	9030B	

Analysis Batch: 824586

Lab Sample ID	Client Sample ID	Prep Type	Matrix	Method	Prep Batch
680-247024-1	SCH-PZ-13S	Total/NA	Water	9034	824524
680-247024-2	SCH-AP1-FD-3	Total/NA	Water	9034	824524
MB 680-824524/1-A	Method Blank	Total/NA	Water	9034	824524
LCS 680-824524/2-A	Lab Control Sample	Total/NA	Water	9034	824524
LCSD 680-824524/3-A	Lab Control Sample Dup	Total/NA	Water	9034	824524
680-247024-2 MS	SCH-AP1-FD-3	Total/NA	Water	9034	824524
680-247024-2 MSD	SCH-AP1-FD-3	Total/NA	Water	9034	824524
680-247024-1 DU	SCH-PZ-13S	Total/NA	Water	9034	824524

Analysis Batch: 824823

Lab Sample ID	Client Sample ID	Prep Type	Matrix	Method	Prep Batch
680-247024-1	SCH-PZ-13S	Total/NA	Water	2540C-2011	
680-247024-2	SCH-AP1-FD-3	Total/NA	Water	2540C-2011	
MB 680-824823/1	Method Blank	Total/NA	Water	2540C-2011	
LCS 680-824823/2	Lab Control Sample	Total/NA	Water	2540C-2011	
LCSD 680-824823/3	Lab Control Sample Dup	Total/NA	Water	2540C-2011	
680-247092-C-1 DU	Duplicate	Total/NA	Water	2540C-2011	

Lab Chronicle

Client: Southern Company
Project/Site: CCR - Plant Scherer Ash Pond Assessment

Job ID: 680-247024-1

Client Sample ID: SCH-PZ-13S

Lab Sample ID: 680-247024-1

Date Collected: 02/21/24 13:02
Matrix: Water
Date Received: 02/22/24 11:55

Prep Type	Batch Type	Batch Method	Run	Dil Factor	Initial Amount	Final Amount	Batch Number	Prepared or Analyzed	Analyst	Lab
Total/NA	Analysis	300.0		1	0 mL	1.0 mL	78938	03/04/24 17:41	KS	EET ORL
	Instrument ID:	IC_001								
Total Recoverable	Prep	3005A			25 mL	125 mL	824120	02/23/24 05:57	RR	EET SAV
Total Recoverable	Analysis	6020B		1			824321	02/24/24 03:12	BWR	EET SAV
	Instrument ID:	ICPMSC								
Total Recoverable	Prep	3005A			25 mL	125 mL	824120	02/23/24 05:57	RR	EET SAV
Total Recoverable	Analysis	6020B		1			824440	02/25/24 16:09	BWR	EET SAV
	Instrument ID:	ICPMSD								
Total/NA	Prep	7470A			50 mL	50 mL	824599	02/26/24 14:41	DW	EET SAV
Total/NA	Analysis	7470A		1			824780	02/27/24 11:48	DW	EET SAV
	Instrument ID:	QuickTrace2								
Total/NA	Analysis	2320B-2011		1			824498	02/23/24 14:40	PG	EET SAV
	Instrument ID:	MANTECH 2								
Total/NA	Analysis	2540C-2011		1	200 mL	200 mL	824823	02/27/24 15:11	PG	EET SAV
	Instrument ID:	NOEQUIP								
Total/NA	Prep	9030B			6 mL	6 mL	824524	02/26/24 10:58	JAS	EET SAV
Total/NA	Analysis	9034		1	6 mL	6 mL	824586	02/26/24 13:51	JAS	EET SAV
	Instrument ID:	NoEquip								

Client Sample ID: SCH-AP1-FD-3

Lab Sample ID: 680-247024-2

Date Collected: 02/21/24 00:00
Matrix: Water
Date Received: 02/22/24 11:55

Prep Type	Batch Type	Batch Method	Run	Dil Factor	Initial Amount	Final Amount	Batch Number	Prepared or Analyzed	Analyst	Lab
Total/NA	Analysis	300.0		1	0 mL	1.0 mL	78938	03/04/24 17:57	KS	EET ORL
	Instrument ID:	IC_001								
Total Recoverable	Prep	3005A			25 mL	125 mL	824120	02/23/24 05:57	RR	EET SAV
Total Recoverable	Analysis	6020B		1			824321	02/24/24 03:16	BWR	EET SAV
	Instrument ID:	ICPMSC								
Total Recoverable	Prep	3005A			25 mL	125 mL	824120	02/23/24 05:57	RR	EET SAV
Total Recoverable	Analysis	6020B		1			824440	02/25/24 16:12	BWR	EET SAV
	Instrument ID:	ICPMSD								
Total/NA	Prep	7470A			50 mL	50 mL	824599	02/26/24 14:41	DW	EET SAV
Total/NA	Analysis	7470A		1			824780	02/27/24 11:50	DW	EET SAV
	Instrument ID:	QuickTrace2								
Total/NA	Analysis	2320B-2011		1			824498	02/23/24 15:13	PG	EET SAV
	Instrument ID:	MANTECH 2								
Total/NA	Analysis	2540C-2011		1	200 mL	200 mL	824823	02/27/24 15:11	PG	EET SAV
	Instrument ID:	NOEQUIP								
Total/NA	Prep	9030B			6 mL	6 mL	824524	02/26/24 10:58	JAS	EET SAV
Total/NA	Analysis	9034		1	6 mL	6 mL	824586	02/26/24 13:51	JAS	EET SAV
	Instrument ID:	NoEquip								

Laboratory References:

EET ORL = Eurofins Orlando, 481 Newburyport Avenue, Altamonte Springs, FL 32701, TEL (407)339-5984

EET SAV = Eurofins Savannah, 5102 LaRoche Avenue, Savannah, GA 31404, TEL (912)354-7858

Accreditation/Certification Summary

Client: Southern Company
Job ID: 680-247024-1
Project/Site: CCR - Plant Scherer Ash Pond Assessment

Laboratory: Eurofins Savannah

The accreditations/certifications listed below are applicable to this report.

Authority	Program	Identification Number	Expiration Date
Florida	NELAP	E87052	06-30-24
Georgia	State	E87052	06-30-24

Laboratory: Eurofins Orlando

All accreditations/certifications held by this laboratory are listed. Not all accreditations/certifications are applicable to this report.

Authority	Program	Identification Number	Expiration Date
Alabama	State	42800	06-30-24
Arkansas (DW)	State	FL00091	06-30-24
Florida	NELAP	E83018	06-30-24
Georgia (DW)	State	C055	06-30-24
Louisiana (All)	NELAP	239316	06-30-24
Louisiana (DW)	State	LA039	05-24-24
Mississippi	State	MS00007	06-30-24
New Mexico	State	FL00091	06-30-24
North Carolina (DW)	State	12712	07-31-24
Tennessee	State	TN04930	06-30-24
Texas	NELAP	T104704571	02-28-25
Washington	State	C1089	10-19-24

Method Summary

Client: Southern Company
Project/Site: CCR - Plant Scherer Ash Pond Assessment

Job ID: 680-247024-1

Method	Method Description	Protocol	Laboratory
300.0	Anions, Ion Chromatography	EPA	EET ORL
6020B	Metals (ICP/MS)	SW846	EET SAV
7470A	Mercury (CVAA)	SW846	EET SAV
2320B-2011	Alkalinity, Total	SM	EET SAV
2540C-2011	Total Dissolved Solids (Dried at 180 °C)	SM	EET SAV
9034	Sulfide, Acid Soluble and Insoluble (Titrimetric)	SW846	EET SAV
3005A	Preparation, Total Recoverable or Dissolved Metals	SW846	EET SAV
7470A	Preparation, Mercury	SW846	EET SAV
9030B	Sulfide, Distillation (Acid Soluble and Insoluble)	SW846	EET SAV

Protocol References:

EPA = US Environmental Protection Agency

SM = "Standard Methods For The Examination Of Water And Wastewater"

SW846 = "Test Methods For Evaluating Solid Waste, Physical/Chemical Methods", Third Edition, November 1986 And Its Updates.

Laboratory References:

EET ORL = Eurofins Orlando, 481 Newburyport Avenue, Altamonte Springs, FL 32701, TEL (407)339-5984

EET SAV = Eurofins Savannah, 5102 LaRoche Avenue, Savannah, GA 31404, TEL (912)354-7858

Eurofins Savannah
5102 LaRoche Avenue
Savannah, GA 31404
Phone (912) 354-7858 Phone (912) 352-0165

Chain of Custody Record

eurofins | Environment Testing

Client Information	Sampler(s): Mark Mann	Lab PM / Phone: David Fuller / 770-344-8986	Carrier Tracking No(s):	COC No:
Client Contact: Joju Abraham	Site-Project Manager / Phone: Dawn Prell / 248-536-5445	E-Mail: David.Fuller@et.eurofinsus.com	State of Origin: GA	Page: Page 1 of 1
Company: Southern Company				Job #:
Address: 241 Ralph McGill Blvd SE B10185	Due Date Requested:			
City: Atlanta	TAT Requested (business days): 2 weeks			
State, Zip: GA, 30308	Compliance Project: Δ Yes Δ No			
Phone:	Lab Project #: (DO NOT REMOVE) 68027798			
Email: JAbraham@southernco.com	Lab PO #: GPC82130-0003 / PO Line #1			
Project Name: CCR - Plant Scherer Ash Pond Assessment	Project #:			
Site:				

Analysis Requested

Preservation Codes:
A - HCL, B - NaOH, C - Zn Acetate, D - Nitric Acid, E - NaHSO4, F - MeOH, G - Amchlor, H - Ascorbic Acid, I - Ice, J - DI Water, K - EDTA, L - EDA
M - Hexane, N - None, O - AsNaO2, P - Na2O4S, Q - Na2SO3, R - Na2S2O3, S - H2SO4, T - TSP Dodecahydrate, U - Acetone, V - MCAA, W - pH 4-5, Y - Trizma, Z - other (specify)
Other:

Task_Code: SCH-CCR-ASSMT-2024S1

Special Instructions/Notes:

Sample Identification	Sample Date	Sample Time	Sample Type (C=comp, G=grab)	Matrix (W=water, S=solid, O=waste/oil, BT=Tissue, A=Air)	Field Filtered Sample (Yes or No)	Perform MS/MSD (Yes or No)	300_ORGFM_28D - Chloride, Fluoride, Sulfate	2540C - Solids, Total Dissolved (TDS)	6020B - App III and IV w/ Fe, Mg, Mn, Na, K	7470A - App IV Mercury	9034 - Sulfide	2320B - Alkalinity, Total, Carb/Bicarb	9315_Ra226 - Radium 226	9320_Ra228 - Radium 228	Ra226Ra228_GFPC - Combined Radium 226 and 228					Total Number of containers	Special Instructions/Notes:
			Preservation Code:				N	N	D	D	CB	N	D	D	D						
SCH-PZ-13S	2/21/24	13:02	G	WG	N	N	X	X	X	X	X	X	X	X	X					8	
SCH-AP1-FD-3	2/21/24	–	G	WG	N	N	X	X	X	X	X	X	X	X	X					8	
																				8	
																				8	
																				8	
																				8	
																				8	
																				8	
																				8	
																				8	
																				8	

680-247024 Chain of Custody

Possible Hazard Identification
☐ Non-Hazard ☐ Flammable ☐ Skin Irritant ☐ Poison B ☐ Unknown ☐ Radiological

Sample Disposal (A fee may be assessed if samples are retained longer than 1 month)
☐ Return To Client ☐ Disposal By Lab ☐ Archive For _____ Months

Deliverable Requested: I, II, III, IV, Other (specify)

Special Instructions/QC Requirements:

Empty Kit Relinquished by:	Date:	Time:	Method of Shipment:

Relinquished by:	Date/Time:	Company	Received by:	Date/Time:	Company
MARK MANN/	02/22/24 0830	WSP	Elaine Cook	02/22/24 08:30	Courier
			C. Mu	2/22/24 1155	Eurofins

Custody Seals Intact: Δ Yes Δ No	Custody Seal No.:	Cooler Temperature(s) °C and Other Remarks: 2.6/2.6

Ver: 01/16/2019

3/8/2024

Eurofins Savannah
5102 LaRoche Avenue
Savannah, GA 31404
Phone: 912-354-7858 Fax: 912-352-0165

Chain of Custody Record

eurofins | Environment Testing

Client Information (Sub Contract Lab)	Sampler:	Lab PM: Fuller, David	Carrier Tracking No(s):	COC No: 680-765080.1
Client Contact: Shipping/Receiving	Phone:	E-Mail: David.Fuller@et.eurofinsus.com	State of Origin: Georgia	Page: Page 1 of 1
Company: Eurofins Environment Testing Southeast,		Accreditations Required (See note): NELAP - Florida; State - Georgia		Job #: 680-247024-1
Address: 481 Newburyport Avenue, ,	Due Date Requested: 3/5/2024			
City: Altamonte Springs	TAT Requested (days):			
State, Zip: FL, 32701				
Phone: 407-339-5984(Tel) 407-260-6110(Fax)	PO #:			
Email:	WO #:			
Project Name: CCR - Plant Scherer Ash Pond Assessment	Project #: 68027798			
Site:	SSOW#:			

Analysis Requested

Preservation Codes:

A - HCL
B - NaOH
C - Zn Acetate
D - Nitric Acid
E - NaHSO4
F - MeOH
G - Amchlor
H - Ascorbic Acid
I - Ice
J - DI Water
K - EDTA
L - EDA
M - Hexane
N - None
O - AsNaO2
P - Na2O4S
Q - Na2SO3
R - Na2S2O3
S - H2SO4
T - TSP Dodecahydrate
U - Acetone
V - MCAA
W - pH 4-5
Y - Trizma
Z - other (specify)

Other:

Sample Identification - Client ID (Lab ID)	Sample Date	Sample Time	Sample Type (C=comp, G=grab)	Matrix (W=water, S=solid, O=waste/oil, BT=Tissue, A=Air)	Field Filtered Sample (Yes or No)	Perform MS/MSD (Yes or No)	300_ORGFM_28D/ Cl, Fl, SO4, Br	Total Number of containers	Special Instructions/Note:
			Preservation Code:						
SCH-PZ-13S (680-247024-1)	2/21/24	13:02 Eastern		Water			X	1	
SCH-AP1-FD-3 (680-247024-2)	2/21/24	Eastern		Water			X	1	

Note: Since laboratory accreditations are subject to change, Eurofins Environment Testing Southeast, LLC places the ownership of method, analyte & accreditation compliance upon our subcontract laboratories. This sample shipment is forwarded under chain-of-custody. If the laboratory does not currently maintain accreditation in the State of Origin listed above for analysis/tests/matrix being analyzed, the samples must be shipped back to the Eurofins Environment Testing Southeast, LLC laboratory or other instructions will be provided. Any changes to accreditation status should be brought to Eurofins Environment Testing Southeast, LLC attention immediately. If all requested accreditations are current to date, return the signed Chain of Custody attesting to said compliance to Eurofins Environment Testing Southeast, LLC.

Possible Hazard Identification *Unconfirmed*	***Sample Disposal (A fee may be assessed if samples are retained longer than 1 month)*** ☐ *Return To Client* ☐ *Disposal By Lab* ☐ *Archive For* _____ *Months*
Deliverable Requested: I, II, III, IV, Other (specify) Primary Deliverable Rank: 2	Special Instructions/QC Requirements:

Empty Kit Relinquished by:	Date:	Time:	Method of Shipment:		
Relinquished by: C. [signature]	Date/Time: 3/1/24 1600	Company	Received by:	Date/Time:	Company
Relinquished by:	Date/Time:	Company	Received by:	Date/Time:	Company
Relinquished by:	Date/Time:	Company	Received by: [signature]	Date/Time: 3/2/24 939	Company
Custody Seals Intact: Δ Yes Δ No	Custody Seal No.:		Cooler Temperature(s) °C and Other Remarks: 1.4/1.4 596		

Ver: 06/08/2021

Login Sample Receipt Checklist

Client: Southern Company

Job Number: 680-247024-1

Login Number: 247024

List Source: Eurofins Savannah

List Number: 1

Creator: Johnson, Corey M

Question	Answer	Comment
Radioactivity wasn't checked or is </= background as measured by a survey meter.	N/A	
The cooler's custody seal, if present, is intact.	True	
Sample custody seals, if present, are intact.	True	
The cooler or samples do not appear to have been compromised or tampered with.	True	
Samples were received on ice.	True	
Cooler Temperature is acceptable.	True	
Cooler Temperature is recorded.	True	
COC is present.	True	
COC is filled out in ink and legible.	True	
COC is filled out with all pertinent information.	True	
Is the Field Sampler's name present on COC?	True	
There are no discrepancies between the containers received and the COC.	True	
Samples are received within Holding Time (excluding tests with immediate HTs)	True	
Sample containers have legible labels.	True	
Containers are not broken or leaking.	True	
Sample collection date/times are provided.	True	
Appropriate sample containers are used.	True	
Sample bottles are completely filled.	True	
Sample Preservation Verified.	N/A	
There is sufficient vol. for all requested analyses, incl. any requested MS/MSDs	True	
Containers requiring zero headspace have no headspace or bubble is <6mm (1/4").	N/A	
Multiphasic samples are not present.	True	
Samples do not require splitting or compositing.	True	
Residual Chlorine Checked.	N/A	

Login Sample Receipt Checklist

Client: Southern Company

Job Number: 680-247024-1

Login Number: 247024
List Number: 3
Creator: Wehr, Alexander C

List Source: Eurofins Orlando
List Creation: 03/02/24 10:36 AM

Question	Answer	Comment
Radioactivity wasn't checked or is </= background as measured by a survey meter.	N/A	
The cooler's custody seal, if present, is intact.	True	
Sample custody seals, if present, are intact.	True	
The cooler or samples do not appear to have been compromised or tampered with.	True	
Samples were received on ice.	True	
Cooler Temperature is acceptable.	True	
Cooler Temperature is recorded.	True	
COC is present.	True	
COC is filled out in ink and legible.	True	
COC is filled out with all pertinent information.	True	
Is the Field Sampler's name present on COC?	True	
There are no discrepancies between the containers received and the COC.	True	
Samples are received within Holding Time (excluding tests with immediate HTs)	True	
Sample containers have legible labels.	True	
Containers are not broken or leaking.	True	
Sample collection date/times are provided.	True	
Appropriate sample containers are used.	True	
Sample bottles are completely filled.	True	
Sample Preservation Verified.	True	
There is sufficient vol. for all requested analyses, incl. any requested MS/MSDs	True	
Containers requiring zero headspace have no headspace or bubble is <6mm (1/4").	True	
Multiphasic samples are not present.	True	
Samples do not require splitting or compositing.	True	
Residual Chlorine Checked.	N/A	

eurofins | Environment Testing

ANALYTICAL REPORT

PREPARED FOR

Attn: Joju Abraham
Southern Company
241 Ralph McGill Blvd SE
B10185
Atlanta, Georgia 30308

Generated 3/5/2024 5:01:48 PM

JOB DESCRIPTION

CCR - Plant Scherer Ash Pond

JOB NUMBER

680-247026-1

Eurofins Savannah
5102 LaRoche Avenue
Savannah GA 31404

See page two for job notes and contact information.

my EOL

Eurofins Savannah

Job Notes

This report may not be reproduced except in full, and with written approval from the laboratory. The results relate only to the samples tested. For questions please contact the Project Manager at the e-mail address or telephone number listed on this page.

The test results in this report relate only to the samples as received by the laboratory and will meet all requirements of the methodology, with any exceptions noted. This report shall not be reproduced except in full, without the express written approval of the laboratory. All questions should be directed to the Eurofins Environment Testing Southeast, LLC Project Manager.

Authorization

Generated
3/5/2024 5:01:48 PM

Authorized for release by
David Fuller, Project Manager
David.Fuller@et.eurofinsus.com
(770)344-8986

Definitions/Glossary

Client: Southern Company
Project/Site: CCR - Plant Scherer Ash Pond

Job ID: 680-247026-1

Qualifiers

HPLC/IC

Qualifier	Qualifier Description
F1	MS and/or MSD recovery exceeds control limits.
J	Result is less than the RL but greater than or equal to the MDL and the concentration is an approximate value.

Metals

Qualifier	Qualifier Description
B	Compound was found in the blank and sample.
F1	MS and/or MSD recovery exceeds control limits.
J	Result is less than the RL but greater than or equal to the MDL and the concentration is an approximate value.

General Chemistry

Qualifier	Qualifier Description
F3	Duplicate RPD exceeds the control limit

Glossary

Abbreviation	These commonly used abbreviations may or may not be present in this report.
¤	Listed under the "D" column to designate that the result is reported on a dry weight basis
%R	Percent Recovery
CFL	Contains Free Liquid
CFU	Colony Forming Unit
CNF	Contains No Free Liquid
DER	Duplicate Error Ratio (normalized absolute difference)
Dil Fac	Dilution Factor
DL	Detection Limit (DoD/DOE)
DL, RA, RE, IN	Indicates a Dilution, Re-analysis, Re-extraction, or additional Initial metals/anion analysis of the sample
DLC	Decision Level Concentration (Radiochemistry)
EDL	Estimated Detection Limit (Dioxin)
LOD	Limit of Detection (DoD/DOE)
LOQ	Limit of Quantitation (DoD/DOE)
MCL	EPA recommended "Maximum Contaminant Level"
MDA	Minimum Detectable Activity (Radiochemistry)
MDC	Minimum Detectable Concentration (Radiochemistry)
MDL	Method Detection Limit
ML	Minimum Level (Dioxin)
MPN	Most Probable Number
MQL	Method Quantitation Limit
NC	Not Calculated
ND	Not Detected at the reporting limit (or MDL or EDL if shown)
NEG	Negative / Absent
POS	Positive / Present
PQL	Practical Quantitation Limit
PRES	Presumptive
QC	Quality Control
RER	Relative Error Ratio (Radiochemistry)
RL	Reporting Limit or Requested Limit (Radiochemistry)
RPD	Relative Percent Difference, a measure of the relative difference between two points
TEF	Toxicity Equivalent Factor (Dioxin)
TEQ	Toxicity Equivalent Quotient (Dioxin)
TNTC	Too Numerous To Count

Sample Summary

Client: Southern Company
Project/Site: CCR - Plant Scherer Ash Pond

Job ID: 680-247026-1

Lab Sample ID	Client Sample ID	Matrix	Collected	Received
680-247026-1	SCH-SGWC-23	Water	02/21/24 11:20	02/22/24 11:55
680-247026-2	SCH-AP1-FB-1	Water	02/21/24 11:40	02/22/24 11:55
680-247026-3	SCH-SGWC-22	Water	02/21/24 13:20	02/22/24 11:55
680-247026-4	SCH-SGWA-24	Water	02/21/24 10:05	02/22/24 11:55
680-247026-5	SCH-SGWA-5	Water	02/21/24 11:19	02/22/24 11:55
680-247026-6	SCH-SGWC-7	Water	02/21/24 10:00	02/22/24 11:55
680-247026-7	SCH-SGWC-8	Water	02/21/24 12:15	02/22/24 11:55
680-247026-8	SCH-SGWC-9	Water	02/21/24 14:50	02/22/24 11:55
680-247026-9	SCH-SGWA-3	Water	02/21/24 15:55	02/22/24 11:55
680-247026-10	SCH-AP1-EB-2	Water	02/21/24 15:40	02/22/24 11:55

Job Narrative
680-247026-1

Analytical test results meet all requirements of the associated regulatory program listed on the Accreditation/Certification Summary Page unless otherwise noted under the individual analysis. Data qualifiers are applied to indicate exceptions. Noncompliant quality control (QC) is further explained in narrative comments.

- Matrix QC may not be reported if insufficient sample or site-specific QC samples were not submitted. In these situations, to demonstrate precision and accuracy at a batch level, a LCS/LCSD may be performed, unless otherwise specified in the method.
- Surrogate and/or isotope dilution analyte recoveries (if applicable) which are outside of the QC window are confirmed unless attributed to a dilution or otherwise noted in the narrative.

Receipt
The samples were received on 2/22/2024 11:55 AM. Unless otherwise noted below, the samples arrived in good condition, and, where required, properly preserved and on ice. The temperatures of the 4 coolers at receipt time were 2.0°C, 2.6°C, 3.1°C and 3.8°C.

HPLC/IC
No additional analytical or quality issues were noted, other than those described above or in the Definitions/ Glossary page.

Metals
No additional analytical or quality issues were noted, other than those described above or in the Definitions/ Glossary page.

General Chemistry
Method 2540C: A lesser volume of sample was used for the following samples due to the nature of the sample matrix resulting in elevated reporting limits: SCH-SGWC-23 (680-247026-1), SCH-SGWC-22 (680-247026-3), SCH-SGWC-8 (680-247026-7) and SCH-SGWC-9 (680-247026-8).

Method 2540C: The sample duplicate precision for the following sample associated with analytical batch 680-824823 was outside control limits: (680-247092-C-1 DU). The associated Laboratory Control Sample / Laboratory Control Sample Duplicate (LCS/LCSD) precision met acceptance criteria.

No additional analytical or quality issues were noted, other than those described above or in the Definitions/ Glossary page.

Client Sample Results

Client: Southern Company
Project/Site: CCR - Plant Scherer Ash Pond

Job ID: 680-247026-1

Client Sample ID: SCH-SGWC-23

Lab Sample ID: 680-247026-1
Matrix: Water
Date Collected: 02/21/24 11:20
Date Received: 02/22/24 11:55

Method: EPA 300.0 - Anions, Ion Chromatography

Analyte	Result	Qualifier	RL	MDL	Unit	D	Prepared	Analyzed	Dil Fac
Chloride	**14**		2.0	0.40	mg/L			03/04/24 18:13	2
Fluoride	<0.40		0.80	0.40	mg/L			03/04/24 18:13	2
Sulfate	**64**		2.0	1.0	mg/L			03/04/24 18:13	2

Method: SW846 6020B - Metals (ICP/MS) - Total Recoverable

Analyte	Result	Qualifier	RL	MDL	Unit	D	Prepared	Analyzed	Dil Fac
Antimony	<0.00034		0.0020	0.00034	mg/L		02/23/24 05:57	02/24/24 02:19	1
Arsenic	<0.00086		0.0010	0.00086	mg/L		02/23/24 05:57	02/24/24 02:19	1
Barium	**0.056**		0.010	0.00089	mg/L		02/23/24 05:57	02/24/24 02:19	1
Beryllium	<0.00020		0.0025	0.00020	mg/L		02/23/24 05:57	02/24/24 02:19	1
Boron	**0.47**		0.080	0.022	mg/L		02/23/24 05:57	02/24/24 02:19	1
Cadmium	<0.000078		0.0025	0.000078	mg/L		02/23/24 05:57	02/24/24 02:19	1
Calcium	**20**		0.50	0.14	mg/L		02/23/24 05:57	02/24/24 02:19	1
Chromium	**0.0031**	**B**	0.0020	0.0012	mg/L		02/23/24 05:57	02/24/24 02:19	1
Cobalt	<0.00022		0.0025	0.00022	mg/L		02/23/24 05:57	02/24/24 02:19	1
Iron	**0.013**	**J**	0.10	0.012	mg/L		02/23/24 05:57	02/25/24 15:32	1
Lead	<0.00021		0.0010	0.00021	mg/L		02/23/24 05:57	02/24/24 02:19	1
Lithium	**0.0027**	**J**	0.0050	0.0020	mg/L		02/23/24 05:57	02/24/24 02:19	1
Magnesium	**11**		0.50	0.023	mg/L		02/23/24 05:57	02/25/24 15:32	1
Manganese	<0.0022		0.0050	0.0022	mg/L		02/23/24 05:57	02/25/24 15:32	1
Molybdenum	<0.00086		0.015	0.00086	mg/L		02/23/24 05:57	02/24/24 02:19	1
Potassium	**1.5**		0.50	0.044	mg/L		02/23/24 05:57	02/25/24 15:32	1
Selenium	<0.00099		0.0050	0.00099	mg/L		02/23/24 05:57	02/24/24 02:19	1
Sodium	**23**		0.50	0.20	mg/L		02/23/24 05:57	02/25/24 15:32	1
Thallium	<0.00026		0.0010	0.00026	mg/L		02/23/24 05:57	02/24/24 02:19	1

Method: SW846 7470A - Mercury (CVAA)

Analyte	Result	Qualifier	RL	MDL	Unit	D	Prepared	Analyzed	Dil Fac
Mercury	<0.000080		0.00020	0.000080	mg/L		02/26/24 14:41	02/27/24 11:52	1

General Chemistry

Analyte	Result	Qualifier	RL	MDL	Unit	D	Prepared	Analyzed	Dil Fac
Total Alkalinity as CaCO3 to pH 4.5 (SM 2320B-2011)	**69**		5.0	2.2	mg/L			02/23/24 15:30	1
Bicarbonate Alkalinity as CaCO3 (SM 2320B-2011)	**69**		5.0	5.0	mg/L			02/23/24 15:30	1
Carbonate Alkalinity as CaCO3 (SM 2320B-2011)	<5.0		5.0	5.0	mg/L			02/23/24 15:30	1
Total Dissolved Solids (SM 2540C-2011)	**230**		40	40	mg/L			02/27/24 15:11	1
Sulfide (SW846 9034)	**11**		10	10	mg/L		02/26/24 10:58	02/26/24 13:51	1

Client Sample ID: SCH-AP1-FB-1

Lab Sample ID: 680-247026-2
Matrix: Water
Date Collected: 02/21/24 11:40
Date Received: 02/22/24 11:55

Method: EPA 300.0 - Anions, Ion Chromatography

Analyte	Result	Qualifier	RL	MDL	Unit	D	Prepared	Analyzed	Dil Fac
Chloride	**0.26**	**J**	1.0	0.20	mg/L			03/04/24 16:53	1
Fluoride	<0.20		0.40	0.20	mg/L			03/04/24 16:53	1
Sulfate	<0.50		1.0	0.50	mg/L			03/04/24 16:53	1

Client Sample Results

Client: Southern Company
Project/Site: CCR - Plant Scherer Ash Pond

Job ID: 680-247026-1

Client Sample ID: SCH-AP1-FB-1

Lab Sample ID: 680-247026-2

Date Collected: 02/21/24 11:40
Date Received: 02/22/24 11:55

Matrix: Water

Method: SW846 6020B - Metals (ICP/MS) - Total Recoverable

Analyte	Result	Qualifier	RL	MDL	Unit	D	Prepared	Analyzed	Dil Fac
Antimony	<0.00034		0.0020	0.00034	mg/L		02/23/24 05:57	02/24/24 02:23	1
Arsenic	<0.00086		0.0010	0.00086	mg/L		02/23/24 05:57	02/24/24 02:23	1
Barium	<0.00089		0.010	0.00089	mg/L		02/23/24 05:57	02/24/24 02:23	1
Beryllium	<0.00020		0.0025	0.00020	mg/L		02/23/24 05:57	02/24/24 02:23	1
Boron	<0.022		0.080	0.022	mg/L		02/23/24 05:57	02/24/24 02:23	1
Cadmium	<0.000078		0.0025	0.000078	mg/L		02/23/24 05:57	02/24/24 02:23	1
Calcium	<0.14		0.50	0.14	mg/L		02/23/24 05:57	02/24/24 02:23	1
Chromium	**0.0018**	**J B**	0.0020	0.0012	mg/L		02/23/24 05:57	02/24/24 02:23	1
Cobalt	<0.00022		0.0025	0.00022	mg/L		02/23/24 05:57	02/24/24 02:23	1
Iron	**0.039**	**J**	0.10	0.012	mg/L		02/23/24 05:57	02/25/24 15:35	1
Lead	<0.00021		0.0010	0.00021	mg/L		02/23/24 05:57	02/24/24 02:23	1
Lithium	<0.0020		0.0050	0.0020	mg/L		02/23/24 05:57	02/24/24 02:23	1
Magnesium	<0.023		0.50	0.023	mg/L		02/23/24 05:57	02/25/24 15:35	1
Manganese	<0.0022		0.0050	0.0022	mg/L		02/23/24 05:57	02/25/24 15:35	1
Molybdenum	<0.00086		0.015	0.00086	mg/L		02/23/24 05:57	02/24/24 02:23	1
Potassium	<0.044		0.50	0.044	mg/L		02/23/24 05:57	02/25/24 15:35	1
Selenium	<0.00099		0.0050	0.00099	mg/L		02/23/24 05:57	02/24/24 02:23	1
Sodium	<0.20		0.50	0.20	mg/L		02/23/24 05:57	02/25/24 15:35	1
Thallium	<0.00026		0.0010	0.00026	mg/L		02/23/24 05:57	02/24/24 02:23	1

Method: SW846 7470A - Mercury (CVAA)

Analyte	Result	Qualifier	RL	MDL	Unit	D	Prepared	Analyzed	Dil Fac
Mercury	<0.000080		0.00020	0.000080	mg/L		02/26/24 14:41	02/27/24 11:54	1

General Chemistry

Analyte	Result	Qualifier	RL	MDL	Unit	D	Prepared	Analyzed	Dil Fac
Total Alkalinity as CaCO3 to pH 4.5 (SM 2320B-2011)	<2.2		5.0	2.2	mg/L			02/23/24 15:44	1
Bicarbonate Alkalinity as CaCO3 (SM 2320B-2011)	<5.0		5.0	5.0	mg/L			02/23/24 15:44	1
Carbonate Alkalinity as CaCO3 (SM 2320B-2011)	<5.0		5.0	5.0	mg/L			02/23/24 15:44	1
Total Dissolved Solids (SM 2540C-2011)	<10		10	10	mg/L			02/27/24 15:11	1
Sulfide (SW846 9034)	<10		10	10	mg/L		02/26/24 10:58	02/26/24 13:51	1

Client Sample ID: SCH-SGWC-22

Lab Sample ID: 680-247026-3

Date Collected: 02/21/24 13:20
Date Received: 02/22/24 11:55

Matrix: Water

Method: EPA 300.0 - Anions, Ion Chromatography

Analyte	Result	Qualifier	RL	MDL	Unit	D	Prepared	Analyzed	Dil Fac
Chloride	**12**		2.0	0.40	mg/L			03/04/24 18:29	2
Fluoride	<0.40		0.80	0.40	mg/L			03/04/24 18:29	2
Sulfate	**110**		2.0	1.0	mg/L			03/04/24 18:29	2

Method: SW846 6020B - Metals (ICP/MS) - Total Recoverable

Analyte	Result	Qualifier	RL	MDL	Unit	D	Prepared	Analyzed	Dil Fac
Antimony	<0.00034		0.0020	0.00034	mg/L		02/23/24 05:57	02/24/24 02:27	1
Arsenic	<0.00086		0.0010	0.00086	mg/L		02/23/24 05:57	02/24/24 02:27	1
Barium	**0.075**		0.010	0.00089	mg/L		02/23/24 05:57	02/24/24 02:27	1
Beryllium	<0.00020		0.0025	0.00020	mg/L		02/23/24 05:57	02/24/24 02:27	1

Client Sample ID: SCH-SGWC-22

Lab Sample ID: 680-247026-3

Date Collected: 02/21/24 13:20

Matrix: Water

Date Received: 02/22/24 11:55

Method: SW846 6020B - Metals (ICP/MS) - Total Recoverable (Continued)

Analyte	Result	Qualifier	RL	MDL	Unit	D	Prepared	Analyzed	Dil Fac
Boron	**0.45**		0.080	0.022	mg/L		02/23/24 05:57	02/24/24 02:27	1
Cadmium	<0.000078		0.0025	0.000078	mg/L		02/23/24 05:57	02/24/24 02:27	1
Calcium	**28**		0.50	0.14	mg/L		02/23/24 05:57	02/24/24 02:27	1
Chromium	**0.0030**	**B**	0.0020	0.0012	mg/L		02/23/24 05:57	02/24/24 02:27	1
Cobalt	**0.00072**	**J**	0.0025	0.00022	mg/L		02/23/24 05:57	02/24/24 02:27	1
Iron	**0.35**		0.10	0.012	mg/L		02/23/24 05:57	02/25/24 15:38	1
Lead	<0.00021		0.0010	0.00021	mg/L		02/23/24 05:57	02/24/24 02:27	1
Lithium	<0.0020		0.0050	0.0020	mg/L		02/23/24 05:57	02/24/24 02:27	1
Magnesium	**15**		0.50	0.023	mg/L		02/23/24 05:57	02/25/24 15:38	1
Manganese	**0.13**		0.0050	0.0022	mg/L		02/23/24 05:57	02/25/24 15:38	1
Molybdenum	<0.00086		0.015	0.00086	mg/L		02/23/24 05:57	02/24/24 02:27	1
Potassium	**2.5**		0.50	0.044	mg/L		02/23/24 05:57	02/25/24 15:38	1
Selenium	<0.00099		0.0050	0.00099	mg/L		02/23/24 05:57	02/24/24 02:27	1
Sodium	**19**		0.50	0.20	mg/L		02/23/24 05:57	02/25/24 15:38	1
Thallium	<0.00026		0.0010	0.00026	mg/L		02/23/24 05:57	02/24/24 02:27	1

Method: SW846 7470A - Mercury (CVAA)

Analyte	Result	Qualifier	RL	MDL	Unit	D	Prepared	Analyzed	Dil Fac
Mercury	<0.000080		0.00020	0.000080	mg/L		02/26/24 14:41	02/27/24 11:56	1

General Chemistry

Analyte	Result	Qualifier	RL	MDL	Unit	D	Prepared	Analyzed	Dil Fac
Total Alkalinity as CaCO3 to pH 4.5 (SM 2320B-2011)	**52**		5.0	2.2	mg/L			02/23/24 15:21	1
Bicarbonate Alkalinity as CaCO3 (SM 2320B-2011)	**52**		5.0	5.0	mg/L			02/23/24 15:21	1
Carbonate Alkalinity as CaCO3 (SM 2320B-2011)	<5.0		5.0	5.0	mg/L			02/23/24 15:21	1
Total Dissolved Solids (SM 2540C-2011)	**1000**		40	40	mg/L			02/27/24 15:11	1
Sulfide (SW846 9034)	<10		10	10	mg/L		02/26/24 10:58	02/26/24 13:51	1

Client Sample ID: SCH-SGWA-24

Lab Sample ID: 680-247026-4

Date Collected: 02/21/24 10:05

Matrix: Water

Date Received: 02/22/24 11:55

Method: EPA 300.0 - Anions, Ion Chromatography

Analyte	Result	Qualifier	RL	MDL	Unit	D	Prepared	Analyzed	Dil Fac
Chloride	**3.6**		1.0	0.20	mg/L			03/04/24 18:45	1
Fluoride	<0.20		0.40	0.20	mg/L			03/04/24 18:45	1
Sulfate	<0.50		1.0	0.50	mg/L			03/04/24 18:45	1

Method: SW846 6020B - Metals (ICP/MS) - Total Recoverable

Analyte	Result	Qualifier	RL	MDL	Unit	D	Prepared	Analyzed	Dil Fac
Antimony	<0.00034		0.0020	0.00034	mg/L		02/23/24 05:57	02/24/24 02:31	1
Arsenic	<0.00086		0.0010	0.00086	mg/L		02/23/24 05:57	02/24/24 02:31	1
Barium	**0.028**		0.010	0.00089	mg/L		02/23/24 05:57	02/24/24 02:31	1
Beryllium	<0.00020		0.0025	0.00020	mg/L		02/23/24 05:57	02/24/24 02:31	1
Boron	<0.022		0.080	0.022	mg/L		02/23/24 05:57	02/24/24 02:31	1
Cadmium	<0.000078		0.0025	0.000078	mg/L		02/23/24 05:57	02/24/24 02:31	1
Calcium	**16**		0.50	0.14	mg/L		02/23/24 05:57	02/24/24 02:31	1
Chromium	**0.0068**	**B**	0.0020	0.0012	mg/L		02/23/24 05:57	02/24/24 02:31	1

Client Sample ID: SCH-SGWA-24

Lab Sample ID: 680-247026-4

Date Collected: 02/21/24 10:05

Matrix: Water

Date Received: 02/22/24 11:55

Method: SW846 6020B - Metals (ICP/MS) - Total Recoverable (Continued)

Analyte	Result	Qualifier	RL	MDL	Unit	D	Prepared	Analyzed	Dil Fac
Cobalt	<0.00022		0.0025	0.00022	mg/L		02/23/24 05:57	02/24/24 02:31	1
Iron	**0.15**		0.10	0.012	mg/L		02/23/24 05:57	02/25/24 15:40	1
Lead	<0.00021		0.0010	0.00021	mg/L		02/23/24 05:57	02/24/24 02:31	1
Lithium	<0.0020		0.0050	0.0020	mg/L		02/23/24 05:57	02/24/24 02:31	1
Magnesium	**8.6**		0.50	0.023	mg/L		02/23/24 05:57	02/25/24 15:40	1
Manganese	**0.0044**	**J**	0.0050	0.0022	mg/L		02/23/24 05:57	02/25/24 15:40	1
Molybdenum	<0.00086		0.015	0.00086	mg/L		02/23/24 05:57	02/24/24 02:31	1
Potassium	**0.94**		0.50	0.044	mg/L		02/23/24 05:57	02/25/24 15:40	1
Selenium	<0.00099		0.0050	0.00099	mg/L		02/23/24 05:57	02/24/24 02:31	1
Sodium	**7.4**		0.50	0.20	mg/L		02/23/24 05:57	02/25/24 15:40	1
Thallium	<0.00026		0.0010	0.00026	mg/L		02/23/24 05:57	02/24/24 02:31	1

Method: SW846 7470A - Mercury (CVAA)

Analyte	Result	Qualifier	RL	MDL	Unit	D	Prepared	Analyzed	Dil Fac
Mercury	<0.000080		0.00020	0.000080	mg/L		02/26/24 14:41	02/27/24 11:58	1

General Chemistry

Analyte	Result	Qualifier	RL	MDL	Unit	D	Prepared	Analyzed	Dil Fac
Total Alkalinity as CaCO3 to pH 4.5 (SM 2320B-2011)	**92**		5.0	2.2	mg/L			02/23/24 15:38	1
Bicarbonate Alkalinity as CaCO3 (SM 2320B-2011)	**92**		5.0	5.0	mg/L			02/23/24 15:38	1
Carbonate Alkalinity as CaCO3 (SM 2320B-2011)	<5.0		5.0	5.0	mg/L			02/23/24 15:38	1
Total Dissolved Solids (SM 2540C-2011)	**140**		10	10	mg/L			02/27/24 15:11	1
Sulfide (SW846 9034)	<10		10	10	mg/L		02/26/24 10:58	02/26/24 13:51	1

Client Sample ID: SCH-SGWA-5

Lab Sample ID: 680-247026-5

Date Collected: 02/21/24 11:19

Matrix: Water

Date Received: 02/22/24 11:55

Method: EPA 300.0 - Anions, Ion Chromatography

Analyte	Result	Qualifier	RL	MDL	Unit	D	Prepared	Analyzed	Dil Fac
Chloride	**2.3**		1.0	0.20	mg/L			03/04/24 19:00	1
Fluoride	<0.20		0.40	0.20	mg/L			03/04/24 19:00	1
Sulfate	<0.50		1.0	0.50	mg/L			03/04/24 19:00	1

Method: SW846 6020B - Metals (ICP/MS) - Total Recoverable

Analyte	Result	Qualifier	RL	MDL	Unit	D	Prepared	Analyzed	Dil Fac
Antimony	<0.00034		0.0020	0.00034	mg/L		02/23/24 05:57	02/24/24 02:35	1
Arsenic	<0.00086		0.0010	0.00086	mg/L		02/23/24 05:57	02/24/24 02:35	1
Barium	**0.012**		0.010	0.00089	mg/L		02/23/24 05:57	02/24/24 02:35	1
Beryllium	<0.00020		0.0025	0.00020	mg/L		02/23/24 05:57	02/24/24 02:35	1
Boron	<0.022		0.080	0.022	mg/L		02/23/24 05:57	02/24/24 02:35	1
Cadmium	<0.000078		0.0025	0.000078	mg/L		02/23/24 05:57	02/24/24 02:35	1
Calcium	**1.5**		0.50	0.14	mg/L		02/23/24 05:57	02/24/24 02:35	1
Chromium	**0.0032**	**B**	0.0020	0.0012	mg/L		02/23/24 05:57	02/24/24 02:35	1
Cobalt	<0.00022		0.0025	0.00022	mg/L		02/23/24 05:57	02/24/24 02:35	1
Iron	**0.013**	**J**	0.10	0.012	mg/L		02/23/24 05:57	02/25/24 15:43	1
Lead	<0.00021		0.0010	0.00021	mg/L		02/23/24 05:57	02/24/24 02:35	1
Lithium	<0.0020		0.0050	0.0020	mg/L		02/23/24 05:57	02/24/24 02:35	1

Client Sample Results

Client: Southern Company
Project/Site: CCR - Plant Scherer Ash Pond

Job ID: 680-247026-1

Client Sample ID: SCH-SGWA-5

Lab Sample ID: 680-247026-5
Matrix: Water

Date Collected: 02/21/24 11:19
Date Received: 02/22/24 11:55

Method: SW846 6020B - Metals (ICP/MS) - Total Recoverable (Continued)

Analyte	Result	Qualifier	RL	MDL	Unit	D	Prepared	Analyzed	Dil Fac
Magnesium	**0.62**		0.50	0.023	mg/L		02/23/24 05:57	02/25/24 15:43	1
Manganese	**0.0033**	**J**	0.0050	0.0022	mg/L		02/23/24 05:57	02/25/24 15:43	1
Molybdenum	<0.00086		0.015	0.00086	mg/L		02/23/24 05:57	02/24/24 02:35	1
Potassium	**0.52**		0.50	0.044	mg/L		02/23/24 05:57	02/25/24 15:43	1
Selenium	<0.00099		0.0050	0.00099	mg/L		02/23/24 05:57	02/24/24 02:35	1
Sodium	**12**		0.50	0.20	mg/L		02/23/24 05:57	02/25/24 15:43	1
Thallium	<0.00026		0.0010	0.00026	mg/L		02/23/24 05:57	02/24/24 02:35	1

Method: SW846 7470A - Mercury (CVAA)

Analyte	Result	Qualifier	RL	MDL	Unit	D	Prepared	Analyzed	Dil Fac
Mercury	<0.000080		0.00020	0.000080	mg/L		02/29/24 10:17	02/29/24 15:04	1

General Chemistry

Analyte	Result	Qualifier	RL	MDL	Unit	D	Prepared	Analyzed	Dil Fac
Total Alkalinity as CaCO3 to pH 4.5 (SM 2320B-2011)	**28**		5.0	2.2	mg/L			02/23/24 15:52	1
Bicarbonate Alkalinity as CaCO3 (SM 2320B-2011)	**28**		5.0	5.0	mg/L			02/23/24 15:52	1
Carbonate Alkalinity as CaCO3 (SM 2320B-2011)	<5.0		5.0	5.0	mg/L			02/23/24 15:52	1
Total Dissolved Solids (SM 2540C-2011)	**78**		10	10	mg/L			02/27/24 15:11	1
Sulfide (SW846 9034)	<10		10	10	mg/L		02/26/24 10:58	02/26/24 13:51	1

Client Sample ID: SCH-SGWC-7

Lab Sample ID: 680-247026-6
Matrix: Water

Date Collected: 02/21/24 10:00
Date Received: 02/22/24 11:55

Method: EPA 300.0 - Anions, Ion Chromatography

Analyte	Result	Qualifier	RL	MDL	Unit	D	Prepared	Analyzed	Dil Fac
Chloride	**3.9**		2.0	0.40	mg/L			03/04/24 19:16	2
Fluoride	<0.40		0.80	0.40	mg/L			03/04/24 19:16	2
Sulfate	**5.2**		2.0	1.0	mg/L			03/04/24 19:16	2

Method: SW846 6020B - Metals (ICP/MS) - Total Recoverable

Analyte	Result	Qualifier	RL	MDL	Unit	D	Prepared	Analyzed	Dil Fac
Antimony	<0.00034		0.0020	0.00034	mg/L		02/23/24 05:57	02/24/24 02:47	1
Arsenic	<0.00086		0.0010	0.00086	mg/L		02/23/24 05:57	02/24/24 02:47	1
Barium	**0.22**		0.010	0.00089	mg/L		02/23/24 05:57	02/24/24 02:47	1
Beryllium	**0.00033**	**J**	0.0025	0.00020	mg/L		02/23/24 05:57	02/24/24 02:47	1
Boron	<0.022		0.080	0.022	mg/L		02/23/24 05:57	02/24/24 02:47	1
Cadmium	<0.000078		0.0025	0.000078	mg/L		02/23/24 05:57	02/24/24 02:47	1
Calcium	**14**		0.50	0.14	mg/L		02/23/24 05:57	02/24/24 02:47	1
Chromium	**0.0020**	**B**	0.0020	0.0012	mg/L		02/23/24 05:57	02/24/24 02:47	1
Cobalt	**0.00032**	**J**	0.0025	0.00022	mg/L		02/23/24 05:57	02/24/24 02:47	1
Iron	**0.047**	**J**	0.10	0.012	mg/L		02/23/24 05:57	02/25/24 15:52	1
Lead	<0.00021		0.0010	0.00021	mg/L		02/23/24 05:57	02/24/24 02:47	1
Lithium	**0.0030**	**J**	0.0050	0.0020	mg/L		02/23/24 05:57	02/24/24 02:47	1
Magnesium	**11**		0.50	0.023	mg/L		02/23/24 05:57	02/25/24 15:52	1
Manganese	**0.023**		0.0050	0.0022	mg/L		02/23/24 05:57	02/25/24 15:52	1
Molybdenum	**0.0014**	**J**	0.015	0.00086	mg/L		02/23/24 05:57	02/24/24 02:47	1
Potassium	**4.0**		0.50	0.044	mg/L		02/23/24 05:57	02/25/24 15:52	1

Client Sample Results

Client: Southern Company
Project/Site: CCR - Plant Scherer Ash Pond

Job ID: 680-247026-1

Client Sample ID: SCH-SGWC-7

Lab Sample ID: 680-247026-6
Matrix: Water
Date Collected: 02/21/24 10:00
Date Received: 02/22/24 11:55

Method: SW846 6020B - Metals (ICP/MS) - Total Recoverable (Continued)

Analyte	Result	Qualifier	RL	MDL	Unit	D	Prepared	Analyzed	Dil Fac
Selenium	<0.00099		0.0050	0.00099	mg/L		02/23/24 05:57	02/24/24 02:47	1
Sodium	**18**		0.50	0.20	mg/L		02/23/24 05:57	02/25/24 15:52	1
Thallium	<0.00026		0.0010	0.00026	mg/L		02/23/24 05:57	02/24/24 02:47	1

Method: SW846 7470A - Mercury (CVAA)

Analyte	Result	Qualifier	RL	MDL	Unit	D	Prepared	Analyzed	Dil Fac
Mercury	<0.000080		0.00020	0.000080	mg/L		02/29/24 10:17	02/29/24 15:10	1

General Chemistry

Analyte	Result	Qualifier	RL	MDL	Unit	D	Prepared	Analyzed	Dil Fac
Total Alkalinity as CaCO3 to pH 4.5 (SM 2320B-2011)	**110**		5.0	2.2	mg/L			02/23/24 16:02	1
Bicarbonate Alkalinity as CaCO3 (SM 2320B-2011)	**110**		5.0	5.0	mg/L			02/23/24 16:02	1
Carbonate Alkalinity as CaCO3 (SM 2320B-2011)	<5.0		5.0	5.0	mg/L			02/23/24 16:02	1
Total Dissolved Solids (SM 2540C-2011)	**160**		10	10	mg/L			02/27/24 18:01	1
Sulfide (SW846 9034)	<10		10	10	mg/L		02/26/24 10:58	02/26/24 13:51	1

Client Sample ID: SCH-SGWC-8

Lab Sample ID: 680-247026-7
Matrix: Water
Date Collected: 02/21/24 12:15
Date Received: 02/22/24 11:55

Method: EPA 300.0 - Anions, Ion Chromatography

Analyte	Result	Qualifier	RL	MDL	Unit	D	Prepared	Analyzed	Dil Fac
Chloride	**27**		5.0	1.0	mg/L			03/04/24 19:32	5
Fluoride	**1.1**	**J**	2.0	1.0	mg/L			03/04/24 19:32	5
Sulfate	**44**		5.0	2.5	mg/L			03/04/24 19:32	5

Method: SW846 6020B - Metals (ICP/MS) - Total Recoverable

Analyte	Result	Qualifier	RL	MDL	Unit	D	Prepared	Analyzed	Dil Fac
Antimony	<0.00034		0.0020	0.00034	mg/L		02/23/24 05:57	02/24/24 02:51	1
Arsenic	<0.00086		0.0010	0.00086	mg/L		02/23/24 05:57	02/24/24 02:51	1
Barium	**0.12**		0.010	0.00089	mg/L		02/23/24 05:57	02/24/24 02:51	1
Beryllium	<0.00020		0.0025	0.00020	mg/L		02/23/24 05:57	02/24/24 02:51	1
Boron	**0.036**	**J**	0.080	0.022	mg/L		02/23/24 05:57	02/24/24 02:51	1
Cadmium	<0.000078		0.0025	0.000078	mg/L		02/23/24 05:57	02/24/24 02:51	1
Calcium	**38**		0.50	0.14	mg/L		02/23/24 05:57	02/24/24 02:51	1
Chromium	**0.0054**	**B**	0.0020	0.0012	mg/L		02/23/24 05:57	02/24/24 02:51	1
Cobalt	<0.00022		0.0025	0.00022	mg/L		02/23/24 05:57	02/24/24 02:51	1
Iron	<0.012		0.10	0.012	mg/L		02/23/24 05:57	02/25/24 15:55	1
Lead	<0.00021		0.0010	0.00021	mg/L		02/23/24 05:57	02/24/24 02:51	1
Lithium	<0.0020		0.0050	0.0020	mg/L		02/23/24 05:57	02/24/24 02:51	1
Magnesium	**27**		0.50	0.023	mg/L		02/23/24 05:57	02/25/24 15:55	1
Manganese	<0.0022		0.0050	0.0022	mg/L		02/23/24 05:57	02/25/24 15:55	1
Molybdenum	<0.00086		0.015	0.00086	mg/L		02/23/24 05:57	02/24/24 02:51	1
Potassium	**1.1**		0.50	0.044	mg/L		02/23/24 05:57	02/25/24 15:55	1
Selenium	<0.00099		0.0050	0.00099	mg/L		02/23/24 05:57	02/24/24 02:51	1
Sodium	**55**		0.50	0.20	mg/L		02/23/24 05:57	02/25/24 15:55	1
Thallium	<0.00026		0.0010	0.00026	mg/L		02/23/24 05:57	02/24/24 02:51	1

Client Sample Results

Client: Southern Company
Project/Site: CCR - Plant Scherer Ash Pond

Job ID: 680-247026-1

Client Sample ID: SCH-SGWC-8

Lab Sample ID: 680-247026-7
Matrix: Water
Date Collected: 02/21/24 12:15
Date Received: 02/22/24 11:55

Method: SW846 7470A - Mercury (CVAA)

Analyte	Result	Qualifier	RL	MDL	Unit	D	Prepared	Analyzed	Dil Fac
Mercury	<0.000080	F1	0.00020	0.000080	mg/L		02/26/24 15:04	02/27/24 16:06	1

General Chemistry

Analyte	Result	Qualifier	RL	MDL	Unit	D	Prepared	Analyzed	Dil Fac
Total Alkalinity as CaCO3 to pH 4.5 (SM 2320B-2011)	**210**		5.0	2.2	mg/L			02/23/24 16:33	1
Bicarbonate Alkalinity as CaCO3 (SM 2320B-2011)	**210**		5.0	5.0	mg/L			02/23/24 16:33	1
Carbonate Alkalinity as CaCO3 (SM 2320B-2011)	<5.0		5.0	5.0	mg/L			02/23/24 16:33	1
Total Dissolved Solids (SM 2540C-2011)	**320**		40	40	mg/L			02/27/24 18:01	1
Sulfide (SW846 9034)	<10		10	10	mg/L		02/26/24 10:58	02/26/24 13:51	1

Client Sample ID: SCH-SGWC-9

Lab Sample ID: 680-247026-8
Matrix: Water
Date Collected: 02/21/24 14:50
Date Received: 02/22/24 11:55

Method: EPA 300.0 - Anions, Ion Chromatography

Analyte	Result	Qualifier	RL	MDL	Unit	D	Prepared	Analyzed	Dil Fac
Chloride	**19**		5.0	1.0	mg/L			03/04/24 19:48	5
Fluoride	<1.0		2.0	1.0	mg/L			03/04/24 19:48	5
Sulfate	**200**		5.0	2.5	mg/L			03/04/24 19:48	5

Method: SW846 6020B - Metals (ICP/MS) - Total Recoverable

Analyte	Result	Qualifier	RL	MDL	Unit	D	Prepared	Analyzed	Dil Fac
Antimony	<0.00034		0.0020	0.00034	mg/L		02/23/24 05:57	02/24/24 02:59	1
Arsenic	<0.00086		0.0010	0.00086	mg/L		02/23/24 05:57	02/24/24 02:59	1
Barium	**0.046**		0.010	0.00089	mg/L		02/23/24 05:57	02/24/24 02:59	1
Beryllium	<0.00020		0.0025	0.00020	mg/L		02/23/24 05:57	02/24/24 02:59	1
Boron	**1.6**		0.080	0.022	mg/L		02/23/24 05:57	02/24/24 02:59	1
Cadmium	<0.000078		0.0025	0.000078	mg/L		02/23/24 05:57	02/24/24 02:59	1
Calcium	**36**		0.50	0.14	mg/L		02/23/24 05:57	02/24/24 02:59	1
Chromium	**0.0017**	**J B**	0.0020	0.0012	mg/L		02/23/24 05:57	02/24/24 02:59	1
Cobalt	**0.00066**	**J**	0.0025	0.00022	mg/L		02/23/24 05:57	02/24/24 02:59	1
Iron	**0.031**	**J**	0.10	0.012	mg/L		02/23/24 05:57	02/25/24 16:00	1
Lead	<0.00021		0.0010	0.00021	mg/L		02/23/24 05:57	02/24/24 02:59	1
Lithium	<0.0020		0.0050	0.0020	mg/L		02/23/24 05:57	02/24/24 02:59	1
Magnesium	**25**		0.50	0.023	mg/L		02/23/24 05:57	02/25/24 16:00	1
Manganese	**0.079**		0.0050	0.0022	mg/L		02/23/24 05:57	02/25/24 16:00	1
Molybdenum	<0.00086		0.015	0.00086	mg/L		02/23/24 05:57	02/24/24 02:59	1
Potassium	**0.53**		0.50	0.044	mg/L		02/23/24 05:57	02/25/24 16:00	1
Selenium	<0.00099		0.0050	0.00099	mg/L		02/23/24 05:57	02/24/24 02:59	1
Sodium	**70**		0.50	0.20	mg/L		02/23/24 05:57	02/25/24 16:00	1
Thallium	<0.00026		0.0010	0.00026	mg/L		02/23/24 05:57	02/24/24 02:59	1

Method: SW846 7470A - Mercury (CVAA)

Analyte	Result	Qualifier	RL	MDL	Unit	D	Prepared	Analyzed	Dil Fac
Mercury	<0.000080		0.00020	0.000080	mg/L		02/26/24 15:04	02/27/24 16:12	1

Client Sample Results

Client: Southern Company
Project/Site: CCR - Plant Scherer Ash Pond

Job ID: 680-247026-1

Client Sample ID: SCH-SGWC-9

Lab Sample ID: 680-247026-8
Date Collected: 02/21/24 14:50
Matrix: Water
Date Received: 02/22/24 11:55

General Chemistry

Analyte	Result	Qualifier	RL	MDL	Unit	D	Prepared	Analyzed	Dil Fac
Total Alkalinity as CaCO3 to pH 4.5 (SM 2320B-2011)	**74**		5.0	2.2	mg/L			02/23/24 16:51	1
Bicarbonate Alkalinity as CaCO3 (SM 2320B-2011)	**74**		5.0	5.0	mg/L			02/23/24 16:51	1
Carbonate Alkalinity as CaCO3 (SM 2320B-2011)	<5.0		5.0	5.0	mg/L			02/23/24 16:51	1
Total Dissolved Solids (SM 2540C-2011)	**380**		40	40	mg/L			02/27/24 18:01	1
Sulfide (SW846 9034)	<10		10	10	mg/L		02/26/24 10:58	02/26/24 13:51	1

Client Sample ID: SCH-SGWA-3

Lab Sample ID: 680-247026-9
Date Collected: 02/21/24 15:55
Matrix: Water
Date Received: 02/22/24 11:55

Method: EPA 300.0 - Anions, Ion Chromatography

Analyte	Result	Qualifier	RL	MDL	Unit	D	Prepared	Analyzed	Dil Fac
Chloride	**2.6**		1.0	0.20	mg/L			03/04/24 21:23	1
Fluoride	<0.20		0.40	0.20	mg/L			03/04/24 21:23	1
Sulfate	**0.69**	**J**	1.0	0.50	mg/L			03/04/24 21:23	1

Method: SW846 6020B - Metals (ICP/MS) - Total Recoverable

Analyte	Result	Qualifier	RL	MDL	Unit	D	Prepared	Analyzed	Dil Fac
Antimony	<0.00034		0.0020	0.00034	mg/L		02/23/24 05:57	02/24/24 03:03	1
Arsenic	<0.00086		0.0010	0.00086	mg/L		02/23/24 05:57	02/24/24 03:03	1
Barium	**0.042**		0.010	0.00089	mg/L		02/23/24 05:57	02/24/24 03:03	1
Beryllium	<0.00020		0.0025	0.00020	mg/L		02/23/24 05:57	02/24/24 03:03	1
Boron	<0.022		0.080	0.022	mg/L		02/23/24 05:57	02/24/24 03:03	1
Cadmium	<0.000078		0.0025	0.000078	mg/L		02/23/24 05:57	02/24/24 03:03	1
Calcium	**5.7**		0.50	0.14	mg/L		02/23/24 05:57	02/24/24 03:03	1
Chromium	**0.023**	**B**	0.0020	0.0012	mg/L		02/23/24 05:57	02/24/24 03:03	1
Cobalt	<0.00022		0.0025	0.00022	mg/L		02/23/24 05:57	02/24/24 03:03	1
Iron	<0.012		0.10	0.012	mg/L		02/23/24 05:57	02/25/24 16:03	1
Lead	<0.00021		0.0010	0.00021	mg/L		02/23/24 05:57	02/24/24 03:03	1
Lithium	<0.0020		0.0050	0.0020	mg/L		02/23/24 05:57	02/24/24 03:03	1
Magnesium	**4.8**		0.50	0.023	mg/L		02/23/24 05:57	02/25/24 16:03	1
Manganese	**0.0033**	**J**	0.0050	0.0022	mg/L		02/23/24 05:57	02/25/24 16:03	1
Molybdenum	<0.00086		0.015	0.00086	mg/L		02/23/24 05:57	02/24/24 03:03	1
Potassium	**1.1**		0.50	0.044	mg/L		02/23/24 05:57	02/25/24 16:03	1
Selenium	<0.00099		0.0050	0.00099	mg/L		02/23/24 05:57	02/24/24 03:03	1
Sodium	**3.8**		0.50	0.20	mg/L		02/23/24 05:57	02/25/24 16:03	1
Thallium	<0.00026		0.0010	0.00026	mg/L		02/23/24 05:57	02/24/24 03:03	1

Method: SW846 7470A - Mercury (CVAA)

Analyte	Result	Qualifier	RL	MDL	Unit	D	Prepared	Analyzed	Dil Fac
Mercury	<0.000080		0.00020	0.000080	mg/L		02/26/24 15:04	02/27/24 16:14	1

General Chemistry

Analyte	Result	Qualifier	RL	MDL	Unit	D	Prepared	Analyzed	Dil Fac
Total Alkalinity as CaCO3 to pH 4.5 (SM 2320B-2011)	**47**		5.0	2.2	mg/L			02/23/24 17:00	1
Bicarbonate Alkalinity as CaCO3 (SM 2320B-2011)	**47**		5.0	5.0	mg/L			02/23/24 17:00	1

Client Sample ID: SCH-SGWA-3

Lab Sample ID: 680-247026-9

Date Collected: 02/21/24 15:55

Matrix: Water

Date Received: 02/22/24 11:55

General Chemistry (Continued)

Analyte	Result	Qualifier	RL	MDL	Unit	D	Prepared	Analyzed	Dil Fac
Carbonate Alkalinity as CaCO3 (SM 2320B-2011)	<5.0		5.0	5.0	mg/L			02/23/24 17:00	1
Total Dissolved Solids (SM 2540C-2011)	**54**		10	10	mg/L			02/27/24 18:01	1
Sulfide (SW846 9034)	<10		10	10	mg/L		02/26/24 10:58	02/26/24 13:51	1

Client Sample ID: SCH-AP1-EB-2

Lab Sample ID: 680-247026-10

Date Collected: 02/21/24 15:40

Matrix: Water

Date Received: 02/22/24 11:55

Method: EPA 300.0 - Anions, Ion Chromatography

Analyte	Result	Qualifier	RL	MDL	Unit	D	Prepared	Analyzed	Dil Fac
Chloride	**0.24**	**J**	1.0	0.20	mg/L			03/04/24 20:36	1
Fluoride	<0.20	F1	0.40	0.20	mg/L			03/04/24 20:36	1
Sulfate	<0.50		1.0	0.50	mg/L			03/04/24 20:36	1

Method: SW846 6020B - Metals (ICP/MS) - Total Recoverable

Analyte	Result	Qualifier	RL	MDL	Unit	D	Prepared	Analyzed	Dil Fac
Antimony	<0.00034		0.0020	0.00034	mg/L		02/23/24 05:57	02/24/24 03:07	1
Arsenic	<0.00086		0.0010	0.00086	mg/L		02/23/24 05:57	02/24/24 03:07	1
Barium	<0.00089		0.010	0.00089	mg/L		02/23/24 05:57	02/24/24 03:07	1
Beryllium	<0.00020		0.0025	0.00020	mg/L		02/23/24 05:57	02/24/24 03:07	1
Boron	<0.022		0.080	0.022	mg/L		02/23/24 05:57	02/24/24 03:07	1
Cadmium	<0.000078		0.0025	0.000078	mg/L		02/23/24 05:57	02/24/24 03:07	1
Calcium	<0.14		0.50	0.14	mg/L		02/23/24 05:57	02/24/24 03:07	1
Chromium	**0.0017**	**J B**	0.0020	0.0012	mg/L		02/23/24 05:57	02/24/24 03:07	1
Cobalt	<0.00022		0.0025	0.00022	mg/L		02/23/24 05:57	02/24/24 03:07	1
Iron	<0.012		0.10	0.012	mg/L		02/23/24 05:57	02/25/24 16:06	1
Lead	<0.00021		0.0010	0.00021	mg/L		02/23/24 05:57	02/24/24 03:07	1
Lithium	<0.0020		0.0050	0.0020	mg/L		02/23/24 05:57	02/24/24 03:07	1
Magnesium	<0.023		0.50	0.023	mg/L		02/23/24 05:57	02/25/24 16:06	1
Manganese	<0.0022		0.0050	0.0022	mg/L		02/23/24 05:57	02/25/24 16:06	1
Molybdenum	<0.00086		0.015	0.00086	mg/L		02/23/24 05:57	02/24/24 03:07	1
Potassium	<0.044		0.50	0.044	mg/L		02/23/24 05:57	02/25/24 16:06	1
Selenium	<0.00099		0.0050	0.00099	mg/L		02/23/24 05:57	02/24/24 03:07	1
Sodium	<0.20		0.50	0.20	mg/L		02/23/24 05:57	02/25/24 16:06	1
Thallium	<0.00026		0.0010	0.00026	mg/L		02/23/24 05:57	02/24/24 03:07	1

Method: SW846 7470A - Mercury (CVAA)

Analyte	Result	Qualifier	RL	MDL	Unit	D	Prepared	Analyzed	Dil Fac
Mercury	<0.000080		0.00020	0.000080	mg/L		02/26/24 15:04	02/27/24 16:16	1

General Chemistry

Analyte	Result	Qualifier	RL	MDL	Unit	D	Prepared	Analyzed	Dil Fac
Total Alkalinity as CaCO3 to pH 4.5 (SM 2320B-2011)	<2.2		5.0	2.2	mg/L			02/23/24 17:05	1
Bicarbonate Alkalinity as CaCO3 (SM 2320B-2011)	<5.0		5.0	5.0	mg/L			02/23/24 17:05	1
Carbonate Alkalinity as CaCO3 (SM 2320B-2011)	<5.0		5.0	5.0	mg/L			02/23/24 17:05	1
Total Dissolved Solids (SM 2540C-2011)	<10		10	10	mg/L			02/27/24 18:01	1

Client Sample Results

Client: Southern Company
Project/Site: CCR - Plant Scherer Ash Pond

Job ID: 680-247026-1

Client Sample ID: SCH-AP1-EB-2

Lab Sample ID: 680-247026-10

Date Collected: 02/21/24 15:40

Matrix: Water

Date Received: 02/22/24 11:55

General Chemistry (Continued)

Analyte	Result	Qualifier	RL	MDL	Unit	D	Prepared	Analyzed	Dil Fac
Sulfide (SW846 9034)	<10		10	10	mg/L		02/26/24 10:58	02/26/24 13:51	1

Method: 300.0 - Anions, Ion Chromatography

Lab Sample ID: MB 670-78938/11 — **Client Sample ID: Method Blank**
Matrix: Water — **Prep Type: Total/NA**
Analysis Batch: 78938

Analyte	MB Result	MB Qualifier	RL	MDL	Unit	D	Prepared	Analyzed	Dil Fac
Chloride	<0.20		1.0	0.20	mg/L			03/04/24 16:37	1
Fluoride	<0.20		0.40	0.20	mg/L			03/04/24 16:37	1
Sulfate	<0.50		1.0	0.50	mg/L			03/04/24 16:37	1

Lab Sample ID: LCS 670-78938/9 — **Client Sample ID: Lab Control Sample**
Matrix: Water — **Prep Type: Total/NA**
Analysis Batch: 78938

Analyte	Spike Added	LCS Result	LCS Qualifier	Unit	D	%Rec	%Rec Limits
Chloride	4.00	3.90		mg/L		98	90 - 110
Fluoride	4.00	4.34		mg/L		108	90 - 110
Sulfate	4.00	4.09		mg/L		102	90 - 110

Lab Sample ID: LCSD 670-78938/10 — **Client Sample ID: Lab Control Sample Dup**
Matrix: Water — **Prep Type: Total/NA**
Analysis Batch: 78938

Analyte	Spike Added	LCSD Result	LCSD Qualifier	Unit	D	%Rec	%Rec Limits	RPD	RPD Limit
Chloride	4.00	3.93		mg/L		98	90 - 110	1	20
Fluoride	4.00	4.31		mg/L		108	90 - 110	1	20
Sulfate	4.00	4.07		mg/L		102	90 - 110	0	20

Lab Sample ID: 680-247026-2 MS — **Client Sample ID: SCH-AP1-FB-1**
Matrix: Water — **Prep Type: Total/NA**
Analysis Batch: 78938

Analyte	Sample Result	Sample Qualifier	Spike Added	MS Result	MS Qualifier	Unit	D	%Rec	%Rec Limits
Chloride	0.26	J	5.00	5.69		mg/L		108	80 - 120
Fluoride	<0.20		5.00	5.93		mg/L		119	80 - 120
Sulfate	<0.50		5.00	5.61		mg/L		112	80 - 120

Lab Sample ID: 680-247026-2 MSD — **Client Sample ID: SCH-AP1-FB-1**
Matrix: Water — **Prep Type: Total/NA**
Analysis Batch: 78938

Analyte	Sample Result	Sample Qualifier	Spike Added	MSD Result	MSD Qualifier	Unit	D	%Rec	%Rec Limits	RPD	RPD Limit
Chloride	0.26	J	5.00	5.70		mg/L		109	80 - 120	0	20
Fluoride	<0.20		5.00	5.98		mg/L		120	80 - 120	1	20
Sulfate	<0.50		5.00	5.61		mg/L		112	80 - 120	0	20

Lab Sample ID: 680-247026-10 MS — **Client Sample ID: SCH-AP1-EB-2**
Matrix: Water — **Prep Type: Total/NA**
Analysis Batch: 78938

Analyte	Sample Result	Sample Qualifier	Spike Added	MS Result	MS Qualifier	Unit	D	%Rec	%Rec Limits
Chloride	0.24	J	5.00	5.68		mg/L		109	80 - 120
Fluoride	<0.20	F1	5.00	6.07	F1	mg/L		121	80 - 120
Sulfate	<0.50		5.00	5.58		mg/L		112	80 - 120

Method: 300.0 - Anions, Ion Chromatography (Continued)

Lab Sample ID: 680-247026-10 MSD
Matrix: Water
Analysis Batch: 78938

Client Sample ID: SCH-AP1-EB-2
Prep Type: Total/NA

Analyte	Sample Result	Sample Qualifier	Spike Added	MSD Result	MSD Qualifier	Unit	D	%Rec	%Rec Limits	RPD	RPD Limit
Chloride	0.24	J	5.00	5.69		mg/L		109	80 - 120	0	20
Fluoride	<0.20	F1	5.00	6.10	F1	mg/L		122	80 - 120	0	20
Sulfate	<0.50		5.00	5.58		mg/L		112	80 - 120	0	20

Method: 6020B - Metals (ICP/MS)

Lab Sample ID: MB 680-824120/1-A
Matrix: Water
Analysis Batch: 824321

Client Sample ID: Method Blank
Prep Type: Total Recoverable
Prep Batch: 824120

Analyte	MB Result	MB Qualifier	RL	MDL	Unit	D	Prepared	Analyzed	Dil Fac
Antimony	<0.00034		0.0020	0.00034	mg/L		02/23/24 05:57	02/24/24 01:58	1
Arsenic	<0.00086		0.0010	0.00086	mg/L		02/23/24 05:57	02/24/24 01:58	1
Barium	<0.00089		0.010	0.00089	mg/L		02/23/24 05:57	02/24/24 01:58	1
Beryllium	<0.00020		0.0025	0.00020	mg/L		02/23/24 05:57	02/24/24 01:58	1
Boron	<0.022		0.080	0.022	mg/L		02/23/24 05:57	02/24/24 01:58	1
Cadmium	<0.000078		0.0025	0.000078	mg/L		02/23/24 05:57	02/24/24 01:58	1
Calcium	<0.14		0.50	0.14	mg/L		02/23/24 05:57	02/24/24 01:58	1
Chromium	0.00174	J	0.0020	0.0012	mg/L		02/23/24 05:57	02/24/24 01:58	1
Cobalt	<0.00022		0.0025	0.00022	mg/L		02/23/24 05:57	02/24/24 01:58	1
Lead	<0.00021		0.0010	0.00021	mg/L		02/23/24 05:57	02/24/24 01:58	1
Lithium	<0.0020		0.0050	0.0020	mg/L		02/23/24 05:57	02/24/24 01:58	1
Molybdenum	<0.00086		0.015	0.00086	mg/L		02/23/24 05:57	02/24/24 01:58	1
Selenium	<0.00099		0.0050	0.00099	mg/L		02/23/24 05:57	02/24/24 01:58	1
Sodium	1.61		0.50	0.20	mg/L		02/23/24 05:57	02/24/24 01:58	1
Thallium	<0.00026		0.0010	0.00026	mg/L		02/23/24 05:57	02/24/24 01:58	1

Lab Sample ID: MB 680-824120/1-A
Matrix: Water
Analysis Batch: 824440

Client Sample ID: Method Blank
Prep Type: Total Recoverable
Prep Batch: 824120

Analyte	MB Result	MB Qualifier	RL	MDL	Unit	D	Prepared	Analyzed	Dil Fac
Iron	<0.012		0.10	0.012	mg/L		02/23/24 05:57	02/25/24 15:18	1
Magnesium	<0.023		0.50	0.023	mg/L		02/23/24 05:57	02/25/24 15:18	1
Manganese	<0.0022		0.0050	0.0022	mg/L		02/23/24 05:57	02/25/24 15:18	1
Potassium	<0.044		0.50	0.044	mg/L		02/23/24 05:57	02/25/24 15:18	1
Sodium	<0.20		0.50	0.20	mg/L		02/23/24 05:57	02/25/24 15:18	1

Lab Sample ID: LCS 680-824120/2-A
Matrix: Water
Analysis Batch: 824321

Client Sample ID: Lab Control Sample
Prep Type: Total Recoverable
Prep Batch: 824120

Analyte	Spike Added	LCS Result	LCS Qualifier	Unit	D	%Rec	%Rec Limits
Antimony	0.0500	0.0498		mg/L		100	80 - 120
Arsenic	0.100	0.102		mg/L		102	80 - 120
Barium	0.100	0.101		mg/L		101	80 - 120
Beryllium	0.0500	0.0530		mg/L		106	80 - 120
Boron	0.400	0.399		mg/L		100	80 - 120
Cadmium	0.0500	0.0481		mg/L		96	80 - 120

Method: 6020B - Metals (ICP/MS) (Continued)

Lab Sample ID: LCS 680-824120/2-A — **Client Sample ID: Lab Control Sample**
Matrix: Water — **Prep Type: Total Recoverable**
Analysis Batch: 824321 — **Prep Batch: 824120**

Analyte	Spike Added	LCS Result	LCS Qualifier	Unit	D	%Rec	%Rec Limits
Calcium	5.00	4.73		mg/L		95	80 - 120
Chromium	0.100	0.113		mg/L		112	80 - 120
Cobalt	0.0500	0.0500		mg/L		100	80 - 120
Lead	0.500	0.465		mg/L		93	80 - 120
Lithium	0.500	0.467		mg/L		93	80 - 120
Molybdenum	0.100	0.112		mg/L		112	80 - 120
Selenium	0.100	0.105		mg/L		105	80 - 120
Thallium	0.0500	0.0480		mg/L		96	80 - 120

Lab Sample ID: LCS 680-824120/2-A — **Client Sample ID: Lab Control Sample**
Matrix: Water — **Prep Type: Total Recoverable**
Analysis Batch: 824440 — **Prep Batch: 824120**

Analyte	Spike Added	LCS Result	LCS Qualifier	Unit	D	%Rec	%Rec Limits
Iron	4.99	5.18		mg/L		104	80 - 120
Magnesium	5.00	5.18		mg/L		104	80 - 120
Manganese	0.400	0.394		mg/L		99	80 - 120
Potassium	7.00	7.20		mg/L		103	80 - 120
Sodium	5.03	5.21		mg/L		104	80 - 120

Lab Sample ID: 680-247017-A-3-B MS — **Client Sample ID: Matrix Spike**
Matrix: Water — **Prep Type: Total Recoverable**
Analysis Batch: 824321 — **Prep Batch: 824120**

Analyte	Sample Result	Sample Qualifier	Spike Added	MS Result	MS Qualifier	Unit	D	%Rec	%Rec Limits
Antimony	<0.00034		0.0500	0.0511		mg/L		102	75 - 125
Arsenic	<0.00086		0.100	0.0996		mg/L		100	75 - 125
Barium	0.025		0.100	0.118		mg/L		93	75 - 125
Beryllium	<0.00020		0.0500	0.0523		mg/L		105	75 - 125
Boron	0.040	J	0.400	0.439		mg/L		100	75 - 125
Cadmium	<0.000078		0.0500	0.0471		mg/L		94	75 - 125
Calcium	6.5		5.00	10.6		mg/L		84	75 - 125
Chromium	0.0020	B	0.100	0.112		mg/L		109	75 - 125
Cobalt	0.00039	J	0.0500	0.0494		mg/L		98	75 - 125
Lead	0.00070	J	0.500	0.456		mg/L		91	75 - 125
Lithium	<0.0020		0.500	0.472		mg/L		94	75 - 125
Molybdenum	0.00097	J	0.100	0.112		mg/L		111	75 - 125
Selenium	<0.00099		0.100	0.103		mg/L		103	75 - 125
Thallium	<0.00026		0.0500	0.0475		mg/L		95	75 - 125

Lab Sample ID: 680-247017-A-3-B MS — **Client Sample ID: Matrix Spike**
Matrix: Water — **Prep Type: Total Recoverable**
Analysis Batch: 824440 — **Prep Batch: 824120**

Analyte	Sample Result	Sample Qualifier	Spike Added	MS Result	MS Qualifier	Unit	D	%Rec	%Rec Limits
Iron	0.63		4.99	5.60		mg/L		100	75 - 125
Magnesium	2.0		5.00	7.09		mg/L		101	75 - 125
Manganese	0.088		0.400	0.509		mg/L		105	75 - 125
Potassium	2.9		7.00	9.87		mg/L		100	75 - 125

Method: 6020B - Metals (ICP/MS) (Continued)

Lab Sample ID: 680-247017-A-3-B MS — **Client Sample ID: Matrix Spike**
Matrix: Water — **Prep Type: Total Recoverable**
Analysis Batch: 824440 — **Prep Batch: 824120**

Analyte	Sample Result	Sample Qualifier	Spike Added	MS Result	MS Qualifier	Unit	D	%Rec	%Rec Limits
Sodium	8.9		5.03	13.3		mg/L		88	75 - 125

Lab Sample ID: 680-247017-A-3-C MSD — **Client Sample ID: Matrix Spike Duplicate**
Matrix: Water — **Prep Type: Total Recoverable**
Analysis Batch: 824321 — **Prep Batch: 824120**

Analyte	Sample Result	Sample Qualifier	Spike Added	MSD Result	MSD Qualifier	Unit	D	%Rec	%Rec Limits	RPD	RPD Limit
Antimony	<0.00034		0.0500	0.0504		mg/L		101	75 - 125	1	20
Arsenic	<0.00086		0.100	0.101		mg/L		101	75 - 125	2	20
Barium	0.025		0.100	0.117		mg/L		92	75 - 125	1	20
Beryllium	<0.00020		0.0500	0.0526		mg/L		105	75 - 125	1	20
Boron	0.040	J	0.400	0.444		mg/L		101	75 - 125	1	20
Cadmium	<0.000078		0.0500	0.0486		mg/L		97	75 - 125	3	20
Calcium	6.5		5.00	10.6		mg/L		82	75 - 125	1	20
Chromium	0.0020	B	0.100	0.115		mg/L		113	75 - 125	3	20
Cobalt	0.00039	J	0.0500	0.0509		mg/L		101	75 - 125	3	20
Lead	0.00070	J	0.500	0.469		mg/L		94	75 - 125	3	20
Lithium	<0.0020		0.500	0.476		mg/L		95	75 - 125	1	20
Molybdenum	0.00097	J	0.100	0.113		mg/L		112	75 - 125	0	20
Selenium	<0.00099		0.100	0.105		mg/L		105	75 - 125	2	20
Thallium	<0.00026		0.0500	0.0485		mg/L		97	75 - 125	2	20

Lab Sample ID: 680-247017-A-3-C MSD — **Client Sample ID: Matrix Spike Duplicate**
Matrix: Water — **Prep Type: Total Recoverable**
Analysis Batch: 824440 — **Prep Batch: 824120**

Analyte	Sample Result	Sample Qualifier	Spike Added	MSD Result	MSD Qualifier	Unit	D	%Rec	%Rec Limits	RPD	RPD Limit
Iron	0.63		4.99	5.82		mg/L		104	75 - 125	4	20
Magnesium	2.0		5.00	7.25		mg/L		104	75 - 125	2	20
Manganese	0.088		0.400	0.485		mg/L		99	75 - 125	5	20
Potassium	2.9		7.00	10.1		mg/L		104	75 - 125	2	20
Sodium	8.9		5.03	13.8		mg/L		98	75 - 125	4	20

Method: 7470A - Mercury (CVAA)

Lab Sample ID: MB 680-824599/1-A — **Client Sample ID: Method Blank**
Matrix: Water — **Prep Type: Total/NA**
Analysis Batch: 824780 — **Prep Batch: 824599**

Analyte	MB Result	MB Qualifier	RL	MDL	Unit	D	Prepared	Analyzed	Dil Fac
Mercury	<0.000080		0.00020	0.000080	mg/L		02/26/24 14:41	02/27/24 11:03	1

Lab Sample ID: LCS 680-824599/2-A — **Client Sample ID: Lab Control Sample**
Matrix: Water — **Prep Type: Total/NA**
Analysis Batch: 824780 — **Prep Batch: 824599**

Analyte	Spike Added	LCS Result	LCS Qualifier	Unit	D	%Rec	%Rec Limits
Mercury	0.00250	0.00228		mg/L		91	80 - 120

Method: 7470A - Mercury (CVAA) (Continued)

Lab Sample ID: 680-247011-B-4-D MS — **Client Sample ID: Matrix Spike**
Matrix: Water — **Prep Type: Total/NA**
Analysis Batch: 824780 — **Prep Batch: 824599**

Analyte	Sample Result	Sample Qualifier	Spike Added	MS Result	MS Qualifier	Unit	D	%Rec	%Rec Limits		
Mercury	<0.000080		0.00100	0.000854		mg/L		85	80 - 120		

Lab Sample ID: 680-247011-B-4-E MSD — **Client Sample ID: Matrix Spike Duplicate**
Matrix: Water — **Prep Type: Total/NA**
Analysis Batch: 824780 — **Prep Batch: 824599**

Analyte	Sample Result	Sample Qualifier	Spike Added	MSD Result	MSD Qualifier	Unit	D	%Rec	%Rec Limits	RPD	RPD Limit
Mercury	<0.000080		0.00100	0.000846		mg/L		85	80 - 120	1	20

Lab Sample ID: MB 680-824609/1-A — **Client Sample ID: Method Blank**
Matrix: Water — **Prep Type: Total/NA**
Analysis Batch: 824875 — **Prep Batch: 824609**

Analyte	MB Result	MB Qualifier	RL	MDL	Unit	D	Prepared	Analyzed	Dil Fac
Mercury	<0.000080		0.00020	0.000080	mg/L		02/26/24 15:04	02/27/24 16:02	1

Lab Sample ID: LCS 680-824609/2-A — **Client Sample ID: Lab Control Sample**
Matrix: Water — **Prep Type: Total/NA**
Analysis Batch: 824875 — **Prep Batch: 824609**

Analyte			Spike Added	LCS Result	LCS Qualifier	Unit	D	%Rec	%Rec Limits		
Mercury			0.00250	0.00225		mg/L		90	80 - 120		

Lab Sample ID: 680-247026-7 MS — **Client Sample ID: SCH-SGWC-8**
Matrix: Water — **Prep Type: Total/NA**
Analysis Batch: 824875 — **Prep Batch: 824609**

Analyte	Sample Result	Sample Qualifier	Spike Added	MS Result	MS Qualifier	Unit	D	%Rec	%Rec Limits		
Mercury	<0.000080	F1	0.00100	0.000795	F1	mg/L		79	80 - 120		

Lab Sample ID: 680-247026-7 MSD — **Client Sample ID: SCH-SGWC-8**
Matrix: Water — **Prep Type: Total/NA**
Analysis Batch: 824875 — **Prep Batch: 824609**

Analyte	Sample Result	Sample Qualifier	Spike Added	MSD Result	MSD Qualifier	Unit	D	%Rec	%Rec Limits	RPD	RPD Limit
Mercury	<0.000080	F1	0.00100	0.000835		mg/L		83	80 - 120	5	20

Lab Sample ID: MB 680-825157/1-A — **Client Sample ID: Method Blank**
Matrix: Water — **Prep Type: Total/NA**
Analysis Batch: 825433 — **Prep Batch: 825157**

Analyte	MB Result	MB Qualifier	RL	MDL	Unit	D	Prepared	Analyzed	Dil Fac
Mercury	<0.000080		0.00020	0.000080	mg/L		02/29/24 10:17	02/29/24 15:00	1

Lab Sample ID: LCS 680-825157/2-A — **Client Sample ID: Lab Control Sample**
Matrix: Water — **Prep Type: Total/NA**
Analysis Batch: 825433 — **Prep Batch: 825157**

Analyte			Spike Added	LCS Result	LCS Qualifier	Unit	D	%Rec	%Rec Limits		
Mercury			0.00250	0.00241		mg/L		97	80 - 120		

QC Sample Results

Client: Southern Company
Project/Site: CCR - Plant Scherer Ash Pond

Job ID: 680-247026-1

Method: 7470A - Mercury (CVAA)

Lab Sample ID: 680-247026-5 MS — **Client Sample ID: SCH-SGWA-5**
Matrix: Water — **Prep Type: Total/NA**
Analysis Batch: 825433 — **Prep Batch: 825157**

Analyte	Sample Result	Sample Qualifier	Spike Added	MS Result	MS Qualifier	Unit	D	%Rec	%Rec Limits
Mercury	<0.000080		0.00100	0.000981		mg/L		98	80 - 120

Lab Sample ID: 680-247026-5 MSD — **Client Sample ID: SCH-SGWA-5**
Matrix: Water — **Prep Type: Total/NA**
Analysis Batch: 825433 — **Prep Batch: 825157**

Analyte	Sample Result	Sample Qualifier	Spike Added	MSD Result	MSD Qualifier	Unit	D	%Rec	%Rec Limits	RPD	RPD Limit
Mercury	<0.000080		0.00100	0.000961		mg/L		96	80 - 120	2	20

Method: 2320B-2011 - Alkalinity, Total

Lab Sample ID: MB 680-824498/4 — **Client Sample ID: Method Blank**
Matrix: Water — **Prep Type: Total/NA**
Analysis Batch: 824498

Analyte	MB Result	MB Qualifier	RL	MDL	Unit	D	Prepared	Analyzed	Dil Fac
Total Alkalinity as CaCO3 to pH 4.5	<2.2		5.0	2.2	mg/L			02/23/24 14:15	1
Bicarbonate Alkalinity as CaCO3	<5.0		5.0	5.0	mg/L			02/23/24 14:15	1
Carbonate Alkalinity as CaCO3	<5.0		5.0	5.0	mg/L			02/23/24 14:15	1

Lab Sample ID: LCS 680-824498/6 — **Client Sample ID: Lab Control Sample**
Matrix: Water — **Prep Type: Total/NA**
Analysis Batch: 824498

Analyte	Spike Added	LCS Result	LCS Qualifier	Unit	D	%Rec	%Rec Limits
Total Alkalinity as CaCO3 to pH 4.5	250	250		mg/L		100	90 - 112

Lab Sample ID: LCSD 680-824498/31 — **Client Sample ID: Lab Control Sample Dup**
Matrix: Water — **Prep Type: Total/NA**
Analysis Batch: 824498

Analyte	Spike Added	LCSD Result	LCSD Qualifier	Unit	D	%Rec	%Rec Limits	RPD	RPD Limit
Total Alkalinity as CaCO3 to pH 4.5	250	252		mg/L		101	90 - 112	1	30

Lab Sample ID: 680-247026-7 DU — **Client Sample ID: SCH-SGWC-8**
Matrix: Water — **Prep Type: Total/NA**
Analysis Batch: 824498

Analyte	Sample Result	Sample Qualifier	DU Result	DU Qualifier	Unit	D	RPD	RPD Limit
Total Alkalinity as CaCO3 to pH 4.5	210		207		mg/L		2	30
Bicarbonate Alkalinity as CaCO3	210		207		mg/L		2	30
Carbonate Alkalinity as CaCO3	<5.0		<5.0		mg/L		NC	30

Method: 2540C-2011 - Total Dissolved Solids (Dried at 180 °C)

Lab Sample ID: MB 680-824823/1 — **Client Sample ID: Method Blank**
Matrix: Water — **Prep Type: Total/NA**
Analysis Batch: 824823

Analyte	MB Result	MB Qualifier	RL	MDL	Unit	D	Prepared	Analyzed	Dil Fac
Total Dissolved Solids	<10		10	10	mg/L			02/27/24 15:11	1

Lab Sample ID: LCS 680-824823/2 — **Client Sample ID: Lab Control Sample**
Matrix: Water — **Prep Type: Total/NA**
Analysis Batch: 824823

Analyte			Spike Added	LCS Result	LCS Qualifier	Unit	D	%Rec	%Rec Limits		
Total Dissolved Solids			2410	2390		mg/L		99	80 - 120		

Lab Sample ID: LCSD 680-824823/3 — **Client Sample ID: Lab Control Sample Dup**
Matrix: Water — **Prep Type: Total/NA**
Analysis Batch: 824823

Analyte			Spike Added	LCSD Result	LCSD Qualifier	Unit	D	%Rec	%Rec Limits	RPD	RPD Limit
Total Dissolved Solids			2410	2390		mg/L		99	80 - 120	0	25

Lab Sample ID: 680-247061-A-1 DU — **Client Sample ID: Duplicate**
Matrix: Water — **Prep Type: Total/NA**
Analysis Batch: 824823

Analyte	Sample Result	Sample Qualifier		DU Result	DU Qualifier	Unit	D			RPD	RPD Limit
Total Dissolved Solids	200			188		mg/L				5	5

Lab Sample ID: 680-247092-C-1 DU — **Client Sample ID: Duplicate**
Matrix: Water — **Prep Type: Total/NA**
Analysis Batch: 824823

Analyte	Sample Result	Sample Qualifier		DU Result	DU Qualifier	Unit	D			RPD	RPD Limit
Total Dissolved Solids	350			320	F3	mg/L				10	5

Lab Sample ID: MB 680-824879/1 — **Client Sample ID: Method Blank**
Matrix: Water — **Prep Type: Total/NA**
Analysis Batch: 824879

Analyte	MB Result	MB Qualifier	RL	MDL	Unit	D	Prepared	Analyzed	Dil Fac
Total Dissolved Solids	<10		10	10	mg/L			02/27/24 18:01	1

Lab Sample ID: LCS 680-824879/2 — **Client Sample ID: Lab Control Sample**
Matrix: Water — **Prep Type: Total/NA**
Analysis Batch: 824879

Analyte			Spike Added	LCS Result	LCS Qualifier	Unit	D	%Rec	%Rec Limits		
Total Dissolved Solids			2410	2420		mg/L		100	80 - 120		

Lab Sample ID: LCSD 680-824879/3 — **Client Sample ID: Lab Control Sample Dup**
Matrix: Water — **Prep Type: Total/NA**
Analysis Batch: 824879

Analyte			Spike Added	LCSD Result	LCSD Qualifier	Unit	D	%Rec	%Rec Limits	RPD	RPD Limit
Total Dissolved Solids			2410	2420		mg/L		100	80 - 120	0	25

QC Sample Results

Client: Southern Company
Project/Site: CCR - Plant Scherer Ash Pond

Job ID: 680-247026-1

Method: 2540C-2011 - Total Dissolved Solids (Dried at 180 °C)

Lab Sample ID: 680-247026-7 DU — **Client Sample ID: SCH-SGWC-8**
Matrix: Water — **Prep Type: Total/NA**
Analysis Batch: 824879

Analyte	Sample Result	Sample Qualifier		DU Result	DU Qualifier	Unit	D			RPD	RPD Limit
Total Dissolved Solids	320			312		mg/L				4	5

Lab Sample ID: 680-247026-8 DU — **Client Sample ID: SCH-SGWC-9**
Matrix: Water — **Prep Type: Total/NA**
Analysis Batch: 824879

Analyte	Sample Result	Sample Qualifier		DU Result	DU Qualifier	Unit	D			RPD	RPD Limit
Total Dissolved Solids	380			370		mg/L				3	5

Method: 9034 - Sulfide, Acid Soluble and Insoluble (Titrimetric)

Lab Sample ID: MB 680-824524/1-A — **Client Sample ID: Method Blank**
Matrix: Water — **Prep Type: Total/NA**
Analysis Batch: 824586 — **Prep Batch: 824524**

Analyte	MB Result	MB Qualifier	RL	MDL	Unit	D	Prepared	Analyzed	Dil Fac
Sulfide	<10		10	10	mg/L		02/26/24 10:58	02/26/24 13:51	1

Lab Sample ID: LCS 680-824524/2-A — **Client Sample ID: Lab Control Sample**
Matrix: Water — **Prep Type: Total/NA**
Analysis Batch: 824586 — **Prep Batch: 824524**

Analyte			Spike Added	LCS Result	LCS Qualifier	Unit	D	%Rec	%Rec Limits		
Sulfide			208	121		mg/L		58	50 - 150		

Lab Sample ID: LCSD 680-824524/3-A — **Client Sample ID: Lab Control Sample Dup**
Matrix: Water — **Prep Type: Total/NA**
Analysis Batch: 824586 — **Prep Batch: 824524**

Analyte			Spike Added	LCSD Result	LCSD Qualifier	Unit	D	%Rec	%Rec Limits	RPD	RPD Limit
Sulfide			208	151		mg/L		72	50 - 150	22	50

Lab Sample ID: 680-247024-E-2-B MS — **Client Sample ID: Matrix Spike**
Matrix: Water — **Prep Type: Total/NA**
Analysis Batch: 824586 — **Prep Batch: 824524**

Analyte	Sample Result	Sample Qualifier	Spike Added	MS Result	MS Qualifier	Unit	D	%Rec	%Rec Limits		
Sulfide	<10		208	149		mg/L		72	50 - 150		

Lab Sample ID: 680-247024-E-2-C MSD — **Client Sample ID: Matrix Spike Duplicate**
Matrix: Water — **Prep Type: Total/NA**
Analysis Batch: 824586 — **Prep Batch: 824524**

Analyte	Sample Result	Sample Qualifier	Spike Added	MSD Result	MSD Qualifier	Unit	D	%Rec	%Rec Limits	RPD	RPD Limit
Sulfide	<10		208	155		mg/L		74	50 - 150	4	50

Method: 9034 - Sulfide, Acid Soluble and Insoluble (Titrimetric) (Continued)

Lab Sample ID: 680-247024-F-1-B DU
Matrix: Water
Analysis Batch: 824586

Client Sample ID: Duplicate
Prep Type: Total/NA
Prep Batch: 824524

Analyte	Sample Result	Sample Qualifier		DU Result	DU Qualifier	Unit	D			RPD	RPD Limit
Sulfide	<10			<10		mg/L				NC	50

QC Association Summary

Client: Southern Company
Project/Site: CCR - Plant Scherer Ash Pond

Job ID: 680-247026-1

HPLC/IC

Analysis Batch: 78938

Lab Sample ID	Client Sample ID	Prep Type	Matrix	Method	Prep Batch
680-247026-1	SCH-SGWC-23	Total/NA	Water	300.0	
680-247026-2	SCH-AP1-FB-1	Total/NA	Water	300.0	
680-247026-3	SCH-SGWC-22	Total/NA	Water	300.0	
680-247026-4	SCH-SGWA-24	Total/NA	Water	300.0	
680-247026-5	SCH-SGWA-5	Total/NA	Water	300.0	
680-247026-6	SCH-SGWC-7	Total/NA	Water	300.0	
680-247026-7	SCH-SGWC-8	Total/NA	Water	300.0	
680-247026-8	SCH-SGWC-9	Total/NA	Water	300.0	
680-247026-9	SCH-SGWA-3	Total/NA	Water	300.0	
680-247026-10	SCH-AP1-EB-2	Total/NA	Water	300.0	
MB 670-78938/11	Method Blank	Total/NA	Water	300.0	
LCS 670-78938/9	Lab Control Sample	Total/NA	Water	300.0	
LCSD 670-78938/10	Lab Control Sample Dup	Total/NA	Water	300.0	
680-247026-2 MS	SCH-AP1-FB-1	Total/NA	Water	300.0	
680-247026-2 MSD	SCH-AP1-FB-1	Total/NA	Water	300.0	
680-247026-10 MS	SCH-AP1-EB-2	Total/NA	Water	300.0	
680-247026-10 MSD	SCH-AP1-EB-2	Total/NA	Water	300.0	

Metals

Prep Batch: 824120

Lab Sample ID	Client Sample ID	Prep Type	Matrix	Method	Prep Batch
680-247026-1	SCH-SGWC-23	Total Recoverable	Water	3005A	
680-247026-2	SCH-AP1-FB-1	Total Recoverable	Water	3005A	
680-247026-3	SCH-SGWC-22	Total Recoverable	Water	3005A	
680-247026-4	SCH-SGWA-24	Total Recoverable	Water	3005A	
680-247026-5	SCH-SGWA-5	Total Recoverable	Water	3005A	
680-247026-6	SCH-SGWC-7	Total Recoverable	Water	3005A	
680-247026-7	SCH-SGWC-8	Total Recoverable	Water	3005A	
680-247026-8	SCH-SGWC-9	Total Recoverable	Water	3005A	
680-247026-9	SCH-SGWA-3	Total Recoverable	Water	3005A	
680-247026-10	SCH-AP1-EB-2	Total Recoverable	Water	3005A	
MB 680-824120/1-A	Method Blank	Total Recoverable	Water	3005A	
LCS 680-824120/2-A	Lab Control Sample	Total Recoverable	Water	3005A	
680-247017-A-3-B MS	Matrix Spike	Total Recoverable	Water	3005A	
680-247017-A-3-C MSD	Matrix Spike Duplicate	Total Recoverable	Water	3005A	

Analysis Batch: 824321

Lab Sample ID	Client Sample ID	Prep Type	Matrix	Method	Prep Batch
680-247026-1	SCH-SGWC-23	Total Recoverable	Water	6020B	824120
680-247026-2	SCH-AP1-FB-1	Total Recoverable	Water	6020B	824120
680-247026-3	SCH-SGWC-22	Total Recoverable	Water	6020B	824120
680-247026-4	SCH-SGWA-24	Total Recoverable	Water	6020B	824120
680-247026-5	SCH-SGWA-5	Total Recoverable	Water	6020B	824120
680-247026-6	SCH-SGWC-7	Total Recoverable	Water	6020B	824120
680-247026-7	SCH-SGWC-8	Total Recoverable	Water	6020B	824120
680-247026-8	SCH-SGWC-9	Total Recoverable	Water	6020B	824120
680-247026-9	SCH-SGWA-3	Total Recoverable	Water	6020B	824120
680-247026-10	SCH-AP1-EB-2	Total Recoverable	Water	6020B	824120
MB 680-824120/1-A	Method Blank	Total Recoverable	Water	6020B	824120
LCS 680-824120/2-A	Lab Control Sample	Total Recoverable	Water	6020B	824120

Metals (Continued)

Analysis Batch: 824321 (Continued)

Lab Sample ID	Client Sample ID	Prep Type	Matrix	Method	Prep Batch
680-247017-A-3-B MS	Matrix Spike	Total Recoverable	Water	6020B	824120
680-247017-A-3-C MSD	Matrix Spike Duplicate	Total Recoverable	Water	6020B	824120

Analysis Batch: 824440

Lab Sample ID	Client Sample ID	Prep Type	Matrix	Method	Prep Batch
680-247026-1	SCH-SGWC-23	Total Recoverable	Water	6020B	824120
680-247026-2	SCH-AP1-FB-1	Total Recoverable	Water	6020B	824120
680-247026-3	SCH-SGWC-22	Total Recoverable	Water	6020B	824120
680-247026-4	SCH-SGWA-24	Total Recoverable	Water	6020B	824120
680-247026-5	SCH-SGWA-5	Total Recoverable	Water	6020B	824120
680-247026-6	SCH-SGWC-7	Total Recoverable	Water	6020B	824120
680-247026-7	SCH-SGWC-8	Total Recoverable	Water	6020B	824120
680-247026-8	SCH-SGWC-9	Total Recoverable	Water	6020B	824120
680-247026-9	SCH-SGWA-3	Total Recoverable	Water	6020B	824120
680-247026-10	SCH-AP1-EB-2	Total Recoverable	Water	6020B	824120
MB 680-824120/1-A	Method Blank	Total Recoverable	Water	6020B	824120
LCS 680-824120/2-A	Lab Control Sample	Total Recoverable	Water	6020B	824120
680-247017-A-3-B MS	Matrix Spike	Total Recoverable	Water	6020B	824120
680-247017-A-3-C MSD	Matrix Spike Duplicate	Total Recoverable	Water	6020B	824120

Prep Batch: 824599

Lab Sample ID	Client Sample ID	Prep Type	Matrix	Method	Prep Batch
680-247026-1	SCH-SGWC-23	Total/NA	Water	7470A	
680-247026-2	SCH-AP1-FB-1	Total/NA	Water	7470A	
680-247026-3	SCH-SGWC-22	Total/NA	Water	7470A	
680-247026-4	SCH-SGWA-24	Total/NA	Water	7470A	
MB 680-824599/1-A	Method Blank	Total/NA	Water	7470A	
LCS 680-824599/2-A	Lab Control Sample	Total/NA	Water	7470A	
680-247011-B-4-D MS	Matrix Spike	Total/NA	Water	7470A	
680-247011-B-4-E MSD	Matrix Spike Duplicate	Total/NA	Water	7470A	

Prep Batch: 824609

Lab Sample ID	Client Sample ID	Prep Type	Matrix	Method	Prep Batch
680-247026-7	SCH-SGWC-8	Total/NA	Water	7470A	
680-247026-8	SCH-SGWC-9	Total/NA	Water	7470A	
680-247026-9	SCH-SGWA-3	Total/NA	Water	7470A	
680-247026-10	SCH-AP1-EB-2	Total/NA	Water	7470A	
MB 680-824609/1-A	Method Blank	Total/NA	Water	7470A	
LCS 680-824609/2-A	Lab Control Sample	Total/NA	Water	7470A	
680-247026-7 MS	SCH-SGWC-8	Total/NA	Water	7470A	
680-247026-7 MSD	SCH-SGWC-8	Total/NA	Water	7470A	

Analysis Batch: 824780

Lab Sample ID	Client Sample ID	Prep Type	Matrix	Method	Prep Batch
680-247026-1	SCH-SGWC-23	Total/NA	Water	7470A	824599
680-247026-2	SCH-AP1-FB-1	Total/NA	Water	7470A	824599
680-247026-3	SCH-SGWC-22	Total/NA	Water	7470A	824599
680-247026-4	SCH-SGWA-24	Total/NA	Water	7470A	824599
MB 680-824599/1-A	Method Blank	Total/NA	Water	7470A	824599
LCS 680-824599/2-A	Lab Control Sample	Total/NA	Water	7470A	824599
680-247011-B-4-D MS	Matrix Spike	Total/NA	Water	7470A	824599

Metals (Continued)

Analysis Batch: 824780 (Continued)

Lab Sample ID	Client Sample ID	Prep Type	Matrix	Method	Prep Batch
680-247011-B-4-E MSD	Matrix Spike Duplicate	Total/NA	Water	7470A	824599

Analysis Batch: 824875

Lab Sample ID	Client Sample ID	Prep Type	Matrix	Method	Prep Batch
680-247026-7	SCH-SGWC-8	Total/NA	Water	7470A	824609
680-247026-8	SCH-SGWC-9	Total/NA	Water	7470A	824609
680-247026-9	SCH-SGWA-3	Total/NA	Water	7470A	824609
680-247026-10	SCH-AP1-EB-2	Total/NA	Water	7470A	824609
MB 680-824609/1-A	Method Blank	Total/NA	Water	7470A	824609
LCS 680-824609/2-A	Lab Control Sample	Total/NA	Water	7470A	824609
680-247026-7 MS	SCH-SGWC-8	Total/NA	Water	7470A	824609
680-247026-7 MSD	SCH-SGWC-8	Total/NA	Water	7470A	824609

Prep Batch: 825157

Lab Sample ID	Client Sample ID	Prep Type	Matrix	Method	Prep Batch
680-247026-5	SCH-SGWA-5	Total/NA	Water	7470A	
680-247026-6	SCH-SGWC-7	Total/NA	Water	7470A	
MB 680-825157/1-A	Method Blank	Total/NA	Water	7470A	
LCS 680-825157/2-A	Lab Control Sample	Total/NA	Water	7470A	
680-247026-5 MS	SCH-SGWA-5	Total/NA	Water	7470A	
680-247026-5 MSD	SCH-SGWA-5	Total/NA	Water	7470A	

Analysis Batch: 825433

Lab Sample ID	Client Sample ID	Prep Type	Matrix	Method	Prep Batch
680-247026-5	SCH-SGWA-5	Total/NA	Water	7470A	825157
680-247026-6	SCH-SGWC-7	Total/NA	Water	7470A	825157
MB 680-825157/1-A	Method Blank	Total/NA	Water	7470A	825157
LCS 680-825157/2-A	Lab Control Sample	Total/NA	Water	7470A	825157
680-247026-5 MS	SCH-SGWA-5	Total/NA	Water	7470A	825157
680-247026-5 MSD	SCH-SGWA-5	Total/NA	Water	7470A	825157

General Chemistry

Analysis Batch: 824498

Lab Sample ID	Client Sample ID	Prep Type	Matrix	Method	Prep Batch
680-247026-1	SCH-SGWC-23	Total/NA	Water	2320B-2011	
680-247026-2	SCH-AP1-FB-1	Total/NA	Water	2320B-2011	
680-247026-3	SCH-SGWC-22	Total/NA	Water	2320B-2011	
680-247026-4	SCH-SGWA-24	Total/NA	Water	2320B-2011	
680-247026-5	SCH-SGWA-5	Total/NA	Water	2320B-2011	
680-247026-6	SCH-SGWC-7	Total/NA	Water	2320B-2011	
680-247026-7	SCH-SGWC-8	Total/NA	Water	2320B-2011	
680-247026-8	SCH-SGWC-9	Total/NA	Water	2320B-2011	
680-247026-9	SCH-SGWA-3	Total/NA	Water	2320B-2011	
680-247026-10	SCH-AP1-EB-2	Total/NA	Water	2320B-2011	
MB 680-824498/4	Method Blank	Total/NA	Water	2320B-2011	
LCS 680-824498/6	Lab Control Sample	Total/NA	Water	2320B-2011	
LCSD 680-824498/31	Lab Control Sample Dup	Total/NA	Water	2320B-2011	
680-247026-7 DU	SCH-SGWC-8	Total/NA	Water	2320B-2011	

QC Association Summary

Client: Southern Company
Project/Site: CCR - Plant Scherer Ash Pond

Job ID: 680-247026-1

General Chemistry

Prep Batch: 824524

Lab Sample ID	Client Sample ID	Prep Type	Matrix	Method	Prep Batch
680-247026-1	SCH-SGWC-23	Total/NA	Water	9030B	
680-247026-2	SCH-AP1-FB-1	Total/NA	Water	9030B	
680-247026-3	SCH-SGWC-22	Total/NA	Water	9030B	
680-247026-4	SCH-SGWA-24	Total/NA	Water	9030B	
680-247026-5	SCH-SGWA-5	Total/NA	Water	9030B	
680-247026-6	SCH-SGWC-7	Total/NA	Water	9030B	
680-247026-7	SCH-SGWC-8	Total/NA	Water	9030B	
680-247026-8	SCH-SGWC-9	Total/NA	Water	9030B	
680-247026-9	SCH-SGWA-3	Total/NA	Water	9030B	
680-247026-10	SCH-AP1-EB-2	Total/NA	Water	9030B	
MB 680-824524/1-A	Method Blank	Total/NA	Water	9030B	
LCS 680-824524/2-A	Lab Control Sample	Total/NA	Water	9030B	
LCSD 680-824524/3-A	Lab Control Sample Dup	Total/NA	Water	9030B	
680-247024-E-2-B MS	Matrix Spike	Total/NA	Water	9030B	
680-247024-E-2-C MSD	Matrix Spike Duplicate	Total/NA	Water	9030B	
680-247024-F-1-B DU	Duplicate	Total/NA	Water	9030B	

Analysis Batch: 824586

Lab Sample ID	Client Sample ID	Prep Type	Matrix	Method	Prep Batch
680-247026-1	SCH-SGWC-23	Total/NA	Water	9034	824524
680-247026-2	SCH-AP1-FB-1	Total/NA	Water	9034	824524
680-247026-3	SCH-SGWC-22	Total/NA	Water	9034	824524
680-247026-4	SCH-SGWA-24	Total/NA	Water	9034	824524
680-247026-5	SCH-SGWA-5	Total/NA	Water	9034	824524
680-247026-6	SCH-SGWC-7	Total/NA	Water	9034	824524
680-247026-7	SCH-SGWC-8	Total/NA	Water	9034	824524
680-247026-8	SCH-SGWC-9	Total/NA	Water	9034	824524
680-247026-9	SCH-SGWA-3	Total/NA	Water	9034	824524
680-247026-10	SCH-AP1-EB-2	Total/NA	Water	9034	824524
MB 680-824524/1-A	Method Blank	Total/NA	Water	9034	824524
LCS 680-824524/2-A	Lab Control Sample	Total/NA	Water	9034	824524
LCSD 680-824524/3-A	Lab Control Sample Dup	Total/NA	Water	9034	824524
680-247024-E-2-B MS	Matrix Spike	Total/NA	Water	9034	824524
680-247024-E-2-C MSD	Matrix Spike Duplicate	Total/NA	Water	9034	824524
680-247024-F-1-B DU	Duplicate	Total/NA	Water	9034	824524

Analysis Batch: 824823

Lab Sample ID	Client Sample ID	Prep Type	Matrix	Method	Prep Batch
680-247026-1	SCH-SGWC-23	Total/NA	Water	2540C-2011	
680-247026-2	SCH-AP1-FB-1	Total/NA	Water	2540C-2011	
680-247026-3	SCH-SGWC-22	Total/NA	Water	2540C-2011	
680-247026-4	SCH-SGWA-24	Total/NA	Water	2540C-2011	
680-247026-5	SCH-SGWA-5	Total/NA	Water	2540C-2011	
MB 680-824823/1	Method Blank	Total/NA	Water	2540C-2011	
LCS 680-824823/2	Lab Control Sample	Total/NA	Water	2540C-2011	
LCSD 680-824823/3	Lab Control Sample Dup	Total/NA	Water	2540C-2011	
680-247061-A-1 DU	Duplicate	Total/NA	Water	2540C-2011	
680-247092-C-1 DU	Duplicate	Total/NA	Water	2540C-2011	

QC Association Summary

Client: Southern Company
Project/Site: CCR - Plant Scherer Ash Pond

Job ID: 680-247026-1

General Chemistry

Analysis Batch: 824879

Lab Sample ID	Client Sample ID	Prep Type	Matrix	Method	Prep Batch
680-247026-6	SCH-SGWC-7	Total/NA	Water	2540C-2011	
680-247026-7	SCH-SGWC-8	Total/NA	Water	2540C-2011	
680-247026-8	SCH-SGWC-9	Total/NA	Water	2540C-2011	
680-247026-9	SCH-SGWA-3	Total/NA	Water	2540C-2011	
680-247026-10	SCH-AP1-EB-2	Total/NA	Water	2540C-2011	
MB 680-824879/1	Method Blank	Total/NA	Water	2540C-2011	
LCS 680-824879/2	Lab Control Sample	Total/NA	Water	2540C-2011	
LCSD 680-824879/3	Lab Control Sample Dup	Total/NA	Water	2540C-2011	
680-247026-7 DU	SCH-SGWC-8	Total/NA	Water	2540C-2011	
680-247026-8 DU	SCH-SGWC-9	Total/NA	Water	2540C-2011	

Lab Chronicle

Client: Southern Company
Project/Site: CCR - Plant Scherer Ash Pond

Job ID: 680-247026-1

Client Sample ID: SCH-SGWC-23

Lab Sample ID: 680-247026-1

Date Collected: 02/21/24 11:20
Matrix: Water
Date Received: 02/22/24 11:55

Prep Type	Batch Type	Batch Method	Run	Dil Factor	Initial Amount	Final Amount	Batch Number	Prepared or Analyzed	Analyst	Lab
Total/NA	Analysis	300.0		2	0 mL	1.0 mL	78938	03/04/24 18:13	KS	EET ORL
	Instrument ID:	IC_001								
Total Recoverable	Prep	3005A			25 mL	125 mL	824120	02/23/24 05:57	RR	EET SAV
Total Recoverable	Analysis	6020B		1			824321	02/24/24 02:19	BWR	EET SAV
	Instrument ID:	ICPMSC								
Total Recoverable	Prep	3005A			25 mL	125 mL	824120	02/23/24 05:57	RR	EET SAV
Total Recoverable	Analysis	6020B		1			824440	02/25/24 15:32	BWR	EET SAV
	Instrument ID:	ICPMSD								
Total/NA	Prep	7470A			50 mL	50 mL	824599	02/26/24 14:41	DW	EET SAV
Total/NA	Analysis	7470A		1			824780	02/27/24 11:52	DW	EET SAV
	Instrument ID:	QuickTrace2								
Total/NA	Analysis	2320B-2011		1			824498	02/23/24 15:30	PG	EET SAV
	Instrument ID:	MANTECH 2								
Total/NA	Analysis	2540C-2011		1	50 mL	200 mL	824823	02/27/24 15:11	PG	EET SAV
	Instrument ID:	NOEQUIP								
Total/NA	Prep	9030B			6 mL	6 mL	824524	02/26/24 10:58	JAS	EET SAV
Total/NA	Analysis	9034		1	6 mL	6 mL	824586	02/26/24 13:51	JAS	EET SAV
	Instrument ID:	NoEquip								

Client Sample ID: SCH-AP1-FB-1

Lab Sample ID: 680-247026-2

Date Collected: 02/21/24 11:40
Matrix: Water
Date Received: 02/22/24 11:55

Prep Type	Batch Type	Batch Method	Run	Dil Factor	Initial Amount	Final Amount	Batch Number	Prepared or Analyzed	Analyst	Lab
Total/NA	Analysis	300.0		1	0 mL	1.0 mL	78938	03/04/24 16:53	KS	EET ORL
	Instrument ID:	IC_001								
Total Recoverable	Prep	3005A			25 mL	125 mL	824120	02/23/24 05:57	RR	EET SAV
Total Recoverable	Analysis	6020B		1			824321	02/24/24 02:23	BWR	EET SAV
	Instrument ID:	ICPMSC								
Total Recoverable	Prep	3005A			25 mL	125 mL	824120	02/23/24 05:57	RR	EET SAV
Total Recoverable	Analysis	6020B		1			824440	02/25/24 15:35	BWR	EET SAV
	Instrument ID:	ICPMSD								
Total/NA	Prep	7470A			50 mL	50 mL	824599	02/26/24 14:41	DW	EET SAV
Total/NA	Analysis	7470A		1			824780	02/27/24 11:54	DW	EET SAV
	Instrument ID:	QuickTrace2								
Total/NA	Analysis	2320B-2011		1			824498	02/23/24 15:44	PG	EET SAV
	Instrument ID:	MANTECH 2								
Total/NA	Analysis	2540C-2011		1	200 mL	200 mL	824823	02/27/24 15:11	PG	EET SAV
	Instrument ID:	NOEQUIP								
Total/NA	Prep	9030B			6 mL	6 mL	824524	02/26/24 10:58	JAS	EET SAV
Total/NA	Analysis	9034		1	6 mL	6 mL	824586	02/26/24 13:51	JAS	EET SAV
	Instrument ID:	NoEquip								

Lab Chronicle

Client: Southern Company
Project/Site: CCR - Plant Scherer Ash Pond

Job ID: 680-247026-1

Client Sample ID: SCH-SGWC-22

Lab Sample ID: 680-247026-3

Date Collected: 02/21/24 13:20
Matrix: Water
Date Received: 02/22/24 11:55

Prep Type	Batch Type	Batch Method	Run	Dil Factor	Initial Amount	Final Amount	Batch Number	Prepared or Analyzed	Analyst	Lab
Total/NA	Analysis	300.0		2	0 mL	1.0 mL	78938	03/04/24 18:29	KS	EET ORL
	Instrument ID:	IC_001								
Total Recoverable	Prep	3005A			25 mL	125 mL	824120	02/23/24 05:57	RR	EET SAV
Total Recoverable	Analysis	6020B		1			824321	02/24/24 02:27	BWR	EET SAV
	Instrument ID:	ICPMSC								
Total Recoverable	Prep	3005A			25 mL	125 mL	824120	02/23/24 05:57	RR	EET SAV
Total Recoverable	Analysis	6020B		1			824440	02/25/24 15:38	BWR	EET SAV
	Instrument ID:	ICPMSD								
Total/NA	Prep	7470A			50 mL	50 mL	824599	02/26/24 14:41	DW	EET SAV
Total/NA	Analysis	7470A		1			824780	02/27/24 11:56	DW	EET SAV
	Instrument ID:	QuickTrace2								
Total/NA	Analysis	2320B-2011		1			824498	02/23/24 15:21	PG	EET SAV
	Instrument ID:	MANTECH 2								
Total/NA	Analysis	2540C-2011		1	50 mL	200 mL	824823	02/27/24 15:11	PG	EET SAV
	Instrument ID:	NOEQUIP								
Total/NA	Prep	9030B			6 mL	6 mL	824524	02/26/24 10:58	JAS	EET SAV
Total/NA	Analysis	9034		1	6 mL	6 mL	824586	02/26/24 13:51	JAS	EET SAV
	Instrument ID:	NoEquip								

Client Sample ID: SCH-SGWA-24

Lab Sample ID: 680-247026-4

Date Collected: 02/21/24 10:05
Matrix: Water
Date Received: 02/22/24 11:55

Prep Type	Batch Type	Batch Method	Run	Dil Factor	Initial Amount	Final Amount	Batch Number	Prepared or Analyzed	Analyst	Lab
Total/NA	Analysis	300.0		1	0 mL	1.0 mL	78938	03/04/24 18:45	KS	EET ORL
	Instrument ID:	IC_001								
Total Recoverable	Prep	3005A			25 mL	125 mL	824120	02/23/24 05:57	RR	EET SAV
Total Recoverable	Analysis	6020B		1			824321	02/24/24 02:31	BWR	EET SAV
	Instrument ID:	ICPMSC								
Total Recoverable	Prep	3005A			25 mL	125 mL	824120	02/23/24 05:57	RR	EET SAV
Total Recoverable	Analysis	6020B		1			824440	02/25/24 15:40	BWR	EET SAV
	Instrument ID:	ICPMSD								
Total/NA	Prep	7470A			50 mL	50 mL	824599	02/26/24 14:41	DW	EET SAV
Total/NA	Analysis	7470A		1			824780	02/27/24 11:58	DW	EET SAV
	Instrument ID:	QuickTrace2								
Total/NA	Analysis	2320B-2011		1			824498	02/23/24 15:38	PG	EET SAV
	Instrument ID:	MANTECH 2								
Total/NA	Analysis	2540C-2011		1	200 mL	200 mL	824823	02/27/24 15:11	PG	EET SAV
	Instrument ID:	NOEQUIP								
Total/NA	Prep	9030B			6 mL	6 mL	824524	02/26/24 10:58	JAS	EET SAV
Total/NA	Analysis	9034		1	6 mL	6 mL	824586	02/26/24 13:51	JAS	EET SAV
	Instrument ID:	NoEquip								

Lab Chronicle

Client: Southern Company
Project/Site: CCR - Plant Scherer Ash Pond

Job ID: 680-247026-1

Client Sample ID: SCH-SGWA-5

Lab Sample ID: 680-247026-5

Date Collected: 02/21/24 11:19
Date Received: 02/22/24 11:55

Matrix: Water

Prep Type	Batch Type	Batch Method	Run	Dil Factor	Initial Amount	Final Amount	Batch Number	Prepared or Analyzed	Analyst	Lab
Total/NA	Analysis	300.0		1	0 mL	1.0 mL	78938	03/04/24 19:00	KS	EET ORL
	Instrument ID:	IC_001								
Total Recoverable	Prep	3005A			25 mL	125 mL	824120	02/23/24 05:57	RR	EET SAV
Total Recoverable	Analysis	6020B		1			824321	02/24/24 02:35	BWR	EET SAV
	Instrument ID:	ICPMSC								
Total Recoverable	Prep	3005A			25 mL	125 mL	824120	02/23/24 05:57	RR	EET SAV
Total Recoverable	Analysis	6020B		1			824440	02/25/24 15:43	BWR	EET SAV
	Instrument ID:	ICPMSD								
Total/NA	Prep	7470A			50 mL	50 mL	825157	02/29/24 10:17	DW	EET SAV
Total/NA	Analysis	7470A		1			825433	02/29/24 15:04	DW	EET SAV
	Instrument ID:	QuickTrace2								
Total/NA	Analysis	2320B-2011		1			824498	02/23/24 15:52	PG	EET SAV
	Instrument ID:	MANTECH 2								
Total/NA	Analysis	2540C-2011		1	200 mL	200 mL	824823	02/27/24 15:11	PG	EET SAV
	Instrument ID:	NOEQUIP								
Total/NA	Prep	9030B			6 mL	6 mL	824524	02/26/24 10:58	JAS	EET SAV
Total/NA	Analysis	9034		1	6 mL	6 mL	824586	02/26/24 13:51	JAS	EET SAV
	Instrument ID:	NoEquip								

Client Sample ID: SCH-SGWC-7

Lab Sample ID: 680-247026-6

Date Collected: 02/21/24 10:00
Date Received: 02/22/24 11:55

Matrix: Water

Prep Type	Batch Type	Batch Method	Run	Dil Factor	Initial Amount	Final Amount	Batch Number	Prepared or Analyzed	Analyst	Lab
Total/NA	Analysis	300.0		2	0 mL	1.0 mL	78938	03/04/24 19:16	KS	EET ORL
	Instrument ID:	IC_001								
Total Recoverable	Prep	3005A			25 mL	125 mL	824120	02/23/24 05:57	RR	EET SAV
Total Recoverable	Analysis	6020B		1			824321	02/24/24 02:47	BWR	EET SAV
	Instrument ID:	ICPMSC								
Total Recoverable	Prep	3005A			25 mL	125 mL	824120	02/23/24 05:57	RR	EET SAV
Total Recoverable	Analysis	6020B		1			824440	02/25/24 15:52	BWR	EET SAV
	Instrument ID:	ICPMSD								
Total/NA	Prep	7470A			50 mL	50 mL	825157	02/29/24 10:17	DW	EET SAV
Total/NA	Analysis	7470A		1			825433	02/29/24 15:10	DW	EET SAV
	Instrument ID:	QuickTrace2								
Total/NA	Analysis	2320B-2011		1			824498	02/23/24 16:02	PG	EET SAV
	Instrument ID:	MANTECH 2								
Total/NA	Analysis	2540C-2011		1	200 mL	200 mL	824879	02/27/24 18:01	PG	EET SAV
	Instrument ID:	NOEQUIP								
Total/NA	Prep	9030B			6 mL	6 mL	824524	02/26/24 10:58	JAS	EET SAV
Total/NA	Analysis	9034		1	6 mL	6 mL	824586	02/26/24 13:51	JAS	EET SAV
	Instrument ID:	NoEquip								

Lab Chronicle

Client: Southern Company
Project/Site: CCR - Plant Scherer Ash Pond

Job ID: 680-247026-1

Client Sample ID: SCH-SGWC-8

Lab Sample ID: 680-247026-7

Date Collected: 02/21/24 12:15
Date Received: 02/22/24 11:55

Matrix: Water

Prep Type	Batch Type	Batch Method	Run	Dil Factor	Initial Amount	Final Amount	Batch Number	Prepared or Analyzed	Analyst	Lab
Total/NA	Analysis	300.0		5	0 mL	1.0 mL	78938	03/04/24 19:32	KS	EET ORL
	Instrument ID: IC_001									
Total Recoverable	Prep	3005A			25 mL	125 mL	824120	02/23/24 05:57	RR	EET SAV
Total Recoverable	Analysis	6020B		1			824321	02/24/24 02:51	BWR	EET SAV
	Instrument ID: ICPMSC									
Total Recoverable	Prep	3005A			25 mL	125 mL	824120	02/23/24 05:57	RR	EET SAV
Total Recoverable	Analysis	6020B		1			824440	02/25/24 15:55	BWR	EET SAV
	Instrument ID: ICPMSD									
Total/NA	Prep	7470A			50 mL	50 mL	824609	02/26/24 15:04	DW	EET SAV
Total/NA	Analysis	7470A		1			824875	02/27/24 16:06	BCB	EET SAV
	Instrument ID: QuickTrace2									
Total/NA	Analysis	2320B-2011		1			824498	02/23/24 16:33	PG	EET SAV
	Instrument ID: MANTECH 2									
Total/NA	Analysis	2540C-2011		1	50 mL	200 mL	824879	02/27/24 18:01	PG	EET SAV
	Instrument ID: NOEQUIP									
Total/NA	Prep	9030B			6 mL	6 mL	824524	02/26/24 10:58	JAS	EET SAV
Total/NA	Analysis	9034		1	6 mL	6 mL	824586	02/26/24 13:51	JAS	EET SAV
	Instrument ID: NoEquip									

Client Sample ID: SCH-SGWC-9

Lab Sample ID: 680-247026-8

Date Collected: 02/21/24 14:50
Date Received: 02/22/24 11:55

Matrix: Water

Prep Type	Batch Type	Batch Method	Run	Dil Factor	Initial Amount	Final Amount	Batch Number	Prepared or Analyzed	Analyst	Lab
Total/NA	Analysis	300.0		5	0 mL	1.0 mL	78938	03/04/24 19:48	KS	EET ORL
	Instrument ID: IC_001									
Total Recoverable	Prep	3005A			25 mL	125 mL	824120	02/23/24 05:57	RR	EET SAV
Total Recoverable	Analysis	6020B		1			824321	02/24/24 02:59	BWR	EET SAV
	Instrument ID: ICPMSC									
Total Recoverable	Prep	3005A			25 mL	125 mL	824120	02/23/24 05:57	RR	EET SAV
Total Recoverable	Analysis	6020B		1			824440	02/25/24 16:00	BWR	EET SAV
	Instrument ID: ICPMSD									
Total/NA	Prep	7470A			50 mL	50 mL	824609	02/26/24 15:04	DW	EET SAV
Total/NA	Analysis	7470A		1			824875	02/27/24 16:12	BCB	EET SAV
	Instrument ID: QuickTrace2									
Total/NA	Analysis	2320B-2011		1			824498	02/23/24 16:51	PG	EET SAV
	Instrument ID: MANTECH 2									
Total/NA	Analysis	2540C-2011		1	50 mL	200 mL	824879	02/27/24 18:01	PG	EET SAV
	Instrument ID: NOEQUIP									
Total/NA	Prep	9030B			6 mL	6 mL	824524	02/26/24 10:58	JAS	EET SAV
Total/NA	Analysis	9034		1	6 mL	6 mL	824586	02/26/24 13:51	JAS	EET SAV
	Instrument ID: NoEquip									

Lab Chronicle

Client: Southern Company
Project/Site: CCR - Plant Scherer Ash Pond

Job ID: 680-247026-1

Client Sample ID: SCH-SGWA-3

Lab Sample ID: 680-247026-9

Date Collected: 02/21/24 15:55
Date Received: 02/22/24 11:55

Matrix: Water

Prep Type	Batch Type	Batch Method	Run	Dil Factor	Initial Amount	Final Amount	Batch Number	Prepared or Analyzed	Analyst	Lab
Total/NA	Analysis	300.0		1	0 mL	1.0 mL	78938	03/04/24 21:23	KS	EET ORL
	Instrument ID:	IC_001								
Total Recoverable	Prep	3005A			25 mL	125 mL	824120	02/23/24 05:57	RR	EET SAV
Total Recoverable	Analysis	6020B		1			824321	02/24/24 03:03	BWR	EET SAV
	Instrument ID:	ICPMSC								
Total Recoverable	Prep	3005A			25 mL	125 mL	824120	02/23/24 05:57	RR	EET SAV
Total Recoverable	Analysis	6020B		1			824440	02/25/24 16:03	BWR	EET SAV
	Instrument ID:	ICPMSD								
Total/NA	Prep	7470A			50 mL	50 mL	824609	02/26/24 15:04	DW	EET SAV
Total/NA	Analysis	7470A		1			824875	02/27/24 16:14	BCB	EET SAV
	Instrument ID:	QuickTrace2								
Total/NA	Analysis	2320B-2011		1			824498	02/23/24 17:00	PG	EET SAV
	Instrument ID:	MANTECH 2								
Total/NA	Analysis	2540C-2011		1	200 mL	200 mL	824879	02/27/24 18:01	PG	EET SAV
	Instrument ID:	NOEQUIP								
Total/NA	Prep	9030B			6 mL	6 mL	824524	02/26/24 10:58	JAS	EET SAV
Total/NA	Analysis	9034		1	6 mL	6 mL	824586	02/26/24 13:51	JAS	EET SAV
	Instrument ID:	NoEquip								

Client Sample ID: SCH-AP1-EB-2

Lab Sample ID: 680-247026-10

Date Collected: 02/21/24 15:40
Date Received: 02/22/24 11:55

Matrix: Water

Prep Type	Batch Type	Batch Method	Run	Dil Factor	Initial Amount	Final Amount	Batch Number	Prepared or Analyzed	Analyst	Lab
Total/NA	Analysis	300.0		1	0 mL	1.0 mL	78938	03/04/24 20:36	KS	EET ORL
	Instrument ID:	IC_001								
Total Recoverable	Prep	3005A			25 mL	125 mL	824120	02/23/24 05:57	RR	EET SAV
Total Recoverable	Analysis	6020B		1			824321	02/24/24 03:07	BWR	EET SAV
	Instrument ID:	ICPMSC								
Total Recoverable	Prep	3005A			25 mL	125 mL	824120	02/23/24 05:57	RR	EET SAV
Total Recoverable	Analysis	6020B		1			824440	02/25/24 16:06	BWR	EET SAV
	Instrument ID:	ICPMSD								
Total/NA	Prep	7470A			50 mL	50 mL	824609	02/26/24 15:04	DW	EET SAV
Total/NA	Analysis	7470A		1			824875	02/27/24 16:16	BCB	EET SAV
	Instrument ID:	QuickTrace2								
Total/NA	Analysis	2320B-2011		1			824498	02/23/24 17:05	PG	EET SAV
	Instrument ID:	MANTECH 2								
Total/NA	Analysis	2540C-2011		1	200 mL	200 mL	824879	02/27/24 18:01	PG	EET SAV
	Instrument ID:	NOEQUIP								
Total/NA	Prep	9030B			6 mL	6 mL	824524	02/26/24 10:58	JAS	EET SAV
Total/NA	Analysis	9034		1	6 mL	6 mL	824586	02/26/24 13:51	JAS	EET SAV
	Instrument ID:	NoEquip								

Laboratory References:

EET ORL = Eurofins Orlando, 481 Newburyport Avenue, Altamonte Springs, FL 32701, TEL (407)339-5984

EET SAV = Eurofins Savannah, 5102 LaRoche Avenue, Savannah, GA 31404, TEL (912)354-7858

Accreditation/Certification Summary

Client: Southern Company
Project/Site: CCR - Plant Scherer Ash Pond

Job ID: 680-247026-1

Laboratory: Eurofins Savannah

The accreditations/certifications listed below are applicable to this report.

Authority	Program	Identification Number	Expiration Date
Florida	NELAP	E87052	06-30-24
Georgia	State	E87052	06-30-24

Laboratory: Eurofins Orlando

All accreditations/certifications held by this laboratory are listed. Not all accreditations/certifications are applicable to this report.

Authority	Program	Identification Number	Expiration Date
Alabama	State	42800	06-30-24
Arkansas (DW)	State	FL00091	06-30-24
Florida	NELAP	E83018	06-30-24
Georgia (DW)	State	C055	06-30-24
Louisiana (All)	NELAP	239316	06-30-24
Louisiana (DW)	State	LA039	05-24-24
Mississippi	State	MS00007	06-30-24
New Mexico	State	FL00091	06-30-24
North Carolina (DW)	State	12712	07-31-24
Tennessee	State	TN04930	06-30-24
Texas	NELAP	T104704571	02-28-25
Washington	State	C1089	10-19-24

Method Summary

Client: Southern Company
Project/Site: CCR - Plant Scherer Ash Pond

Job ID: 680-247026-1

Method	Method Description	Protocol	Laboratory
300.0	Anions, Ion Chromatography	EPA	EET ORL
6020B	Metals (ICP/MS)	SW846	EET SAV
7470A	Mercury (CVAA)	SW846	EET SAV
2320B-2011	Alkalinity, Total	SM	EET SAV
2540C-2011	Total Dissolved Solids (Dried at 180 °C)	SM	EET SAV
9034	Sulfide, Acid Soluble and Insoluble (Titrimetric)	SW846	EET SAV
3005A	Preparation, Total Recoverable or Dissolved Metals	SW846	EET SAV
7470A	Preparation, Mercury	SW846	EET SAV
9030B	Sulfide, Distillation (Acid Soluble and Insoluble)	SW846	EET SAV

Protocol References:

EPA = US Environmental Protection Agency

SM = "Standard Methods For The Examination Of Water And Wastewater"

SW846 = "Test Methods For Evaluating Solid Waste, Physical/Chemical Methods", Third Edition, November 1986 And Its Updates.

Laboratory References:

EET ORL = Eurofins Orlando, 481 Newburyport Avenue, Altamonte Springs, FL 32701, TEL (407)339-5984

EET SAV = Eurofins Savannah, 5102 LaRoche Avenue, Savannah, GA 31404, TEL (912)354-7858

Eurofins Savannah
5102 LaRoche Avenue
Savannah, GA 31404
Phone (912) 354-7858 Phone (912) 352-0165

Chain of Custody Record

eurofins | Environment Testing

Client Information	Sampler(s): Mark Mann	Lab PM / Phone: David Fuller / 770-344-8986	Carrier Tracking No(s):	COC No:
Client Contact: Joju Abraham	Site-Project Manager / Phone: Dawn Prell / 248-536-5445	E-Mail: David.Fuller@et.eurofinsus.com	State of Origin: GA	Page: Page 1 of 1
Company: Southern Company				Job #:
Address: 241 Ralph McGill Blvd SE B10185	Due Date Requested:			
City: Atlanta	TAT Requested (business days): 2 weeks			
State, Zip: GA, 30308	Compliance Project: Δ Yes Δ No			
Phone:	Lab Project #: (DO NOT REMOVE) 68027798			
Email: JAbraham@southernco.com	Lab PO #: GPC82130-0003 / PO Line #1			
Project Name: CCR - Plant Scherer Ash Pond	Project #:			
Site:				

Analysis Requested

Preservation Codes:
A - HCL
B - NaOH
C - Zn Acetate
D - Nitric Acid
E - NaHSO4
F - MeOH
G - Amchlor
H - Ascorbic Acid
I - Ice
J - DI Water
K - EDTA
L - EDA
M - Hexane
N - None
O - AsNaO2
P - Na2O4S
Q - Na2SO3
R - Na2S2O3
S - H2SO4
T - TSP Dodecahydrate
U - Acetone
V - MCAA
W - pH 4-5
Y - Trizma
Z - other (specify)
Other:

Task_Code: SCH-CCR-ASSMT-2024S1

Special Instructions/Notes:

Sample Identification	Sample Date	Sample Time	Sample Type (C=comp, G=grab)	Matrix (W=water, S=solid, O=waste/oil, BT=Tissue, A=Air)	Field Filtered Sample (Yes or No)	Perform MS/MSD (Yes or No)	300_ORGFM_28D - Chloride, Fluoride, Sulfate	2540C - Solids, Total Dissolved (TDS)	6020B - App III and IV w/ Fe, Mg, Mn, Na, K	7470A - App IV Mercury	9034 - Sulfide	2320B - Alkalinity, Total, Carb/Bicarb	9315_Ra226 - Radium 226	9320_Ra228 - Radium 228	Ra226Ra228_GFPC - Combined Radium 226 and 228	Total Number of containers	Special Instructions/Notes
			Preservation Code:				N	N	D	D	CB	N	D	D	D		
SCH-SGWC-23	2/21/24	11:20	G	WG	N	N	X	X	X	X	X	X	X	X	X	8	
SCH-AP1-FB-1	2/21/24	11:40	G	WQ	N	N	X	X	X	X	X	X	X	X	X	8	
SCH-SGWC-22	2/21/24	13:20	G	WG	N	N	X	X	X	X	X	X	X	X	X	10	Extra Rads
SCH-SGWA-24	2/21/24	10:05	G	WG	N	N	X	X	X	X	X	X	X	X	X	8	
SCH-SGWA-5	2/21/24	11:19	G	WG	N	N	X	X	X	X	X	X	X	X	X	8	
SCH-SGWC-7	2/21/24	10:00	G	WG	N	N	X	X	X	X	X	X	X	X	X	10	Extra Rads
SCH-SGWC-8	2/21/24	12:15	G	WG	N	N	X	X	X	X	X	X	X	X	X	8	
SCH-SGWC-9	2/21/24	14:50	G	WG	N	N	X	X	X	X	X	X	X	X	X	8	
SCH-SGWA-3	2/21/24	15:55	G	WG	N	N	X	X	X	X	X	X	X	X	X	8	
SCH-AP1-EB-2	2/21/24	15:40	G	WQ	N	N	X	X	X	X	X	X	X	X	X	8	

680-247026 Chain of Custody

Possible Hazard Identification
☐ *Non-Hazard* ☐ *Flammable* ☐ *Skin Irritant* ☐ *Poison B* ☐ *Unknown* ☐ *Radiological*

Sample Disposal (A fee may be assessed if samples are retained longer than 1 month)
☐ *Return To Client* ☐ *Disposal By Lab* ☐ *Archive For _____ Months*

Deliverable Requested: I, II, III, IV, Other (specify)

Special Instructions/QC Requirements:

Empty Kit Relinquished by:	Date:	Time:	Method of Shipment:

Relinquished by:	Date/Time:	Company	Received by:	Date/Time:	Company
MARK MANN / [signature]	02/22/24 0830	WSP	Elaine Cook	02/22/24 08:30	Courier Now
			C. Munro	2/22/24 1155	Eurofins

Custody Seals Intact: Δ Yes Δ No

Custody Seal No.:

Cooler Temperature(s) °C and Other Remarks: 3.8/3.8 2.6/2.6 2.0/2.0 3.1/3.1

Ver: 01/16/2019

3/5/2024

Eurofins Savannah
5102 LaRoche Avenue
Savannah, GA 31404
Phone: 912-354-7858 Fax: 912-352-0165

Chain of Custody Record

eurofins | Environment Testing

Client Information (Sub Contract Lab)	Sampler:	Lab PM: Fuller, David	Carrier Tracking No(s):	COC No: 680-765080.1
Client Contact: Shipping/Receiving	Phone:	E-Mail: David.Fuller@et.eurofinsus.com	State of Origin: Georgia	Page: Page 1 of 2
Company: Eurofins Environment Testing Southeast,		Accreditations Required (See note): NELAP - Florida; State - Georgia		Job #: 680-247026-1
Address: 481 Newburyport Avenue, ,	Due Date Requested: 3/5/2024			
City: Altamonte Springs	TAT Requested (days):			
State, Zip: FL, 32701				
Phone: 407-339-5984(Tel) 407-260-6110(Fax)	PO #:			
Email:	WO #:			
Project Name: CCR - Plant Scherer Ash Pond	Project #: 68027798			
Site:	SSOW#:			

Analysis Requested

Preservation Codes:
A - HCL
B - NaOH
C - Zn Acetate
D - Nitric Acid
E - NaHSO4
F - MeOH
G - Amchlor
H - Ascorbic Acid
I - Ice
J - DI Water
K - EDTA
L - EDA
M - Hexane
N - None
O - AsNaO2
P - Na2O4S
Q - Na2SO3
R - Na2S2O3
S - H2SO4
T - TSP Dodecahydrate
U - Acetone
V - MCAA
W - pH 4-5
Y - Trizma
Z - other (specify)
Other:

Sample Identification - Client ID (Lab ID)	Sample Date	Sample Time	Sample Type (C=Comp, G=grab)	Matrix (W=water, S=solid, O=waste/oil, BT=Tissue, A=Air)	Field Filtered Sample (Yes or No)	Perform MS/MSD (Yes or No)	300_ORGFM_28D/ Cl, Fl, SO4, Br	Total Number of containers	Special Instructions/Note:
			Preservation Code:						
SCH-SGWC-23 (680-247026-1)	2/21/24	11:20 Eastern		Water			X	1	
SCH-AP1-FB-1 (680-247026-2)	2/21/24	11:40 Eastern		Water			X	1	
SCH-SGWC-22 (680-247026-3)	2/21/24	13:20 Eastern		Water			X	1	
SCH-SGWA-24 (680-247026-4)	2/21/24	10:05 Eastern		Water			X	1	
SCH-SGWA-5 (680-247026-5)	2/21/24	11:19 Eastern		Water			X	1	
SCH-SGWC-7 (680-247026-6)	2/21/24	10:00 Eastern		Water			X	1	
SCH-SGWC-8 (680-247026-7)	2/21/24	12:15 Eastern		Water			X	1	
SCH-SGWC-9 (680-247026-8)	2/21/24	14:50 Eastern		Water			X	1	
SCH-SGWA-3 (680-247026-9)	2/21/24	15:55 Eastern		Water			X	1	

Note: Since laboratory accreditations are subject to change, Eurofins Environment Testing Southeast, LLC places the ownership of method, analyte & accreditation compliance upon our subcontract laboratories. This sample shipment is forwarded under chain-of-custody. If the laboratory does not currently maintain accreditation in the State of Origin listed above for analysis/tests/matrix being analyzed, the samples must be shipped back to the Eurofins Environment Testing Southeast, LLC laboratory or other instructions will be provided. Any changes to accreditation status should be brought to Eurofins Environment Testing Southeast, LLC attention immediately. If all requested accreditations are current to date, return the signed Chain of Custody attesting to said compliance to Eurofins Environment Testing Southeast, LLC.

Possible Hazard Identification *Unconfirmed*	***Sample Disposal (A fee may be assessed if samples are retained longer than 1 month)*** ☐ *Return To Client* ☐ *Disposal By Lab* ☐ *Archive For* _____ *Months*
Deliverable Requested: I, II, III, IV, Other (specify) Primary Deliverable Rank: 2	Special Instructions/QC Requirements:

Empty Kit Relinquished by:	Date:	Time:		Method of Shipment:	
Relinquished by: C. M	Date/Time: 3/1/24 1600	Company	Received by:	Date/Time:	Company
Relinquished by:	Date/Time:	Company	Received by:	Date/Time:	Company
Relinquished by:	Date/Time:	Company	Received by:	Date/Time: 3/2/24 930	Company
Custody Seals Intact: Δ Yes Δ No	Custody Seal No.:		Cooler Temperature(s) °C and Other Remarks: 1.4/1.4		596

Ver: 06/08/2021

Login Sample Receipt Checklist

Client: Southern Company

Job Number: 680-247026-1

Login Number: 247026

List Source: Eurofins Savannah

List Number: 1

Creator: Johnson, Corey M

Question	Answer	Comment
Radioactivity wasn't checked or is </= background as measured by a survey meter.	N/A	
The cooler's custody seal, if present, is intact.	True	
Sample custody seals, if present, are intact.	True	
The cooler or samples do not appear to have been compromised or tampered with.	True	
Samples were received on ice.	True	
Cooler Temperature is acceptable.	True	
Cooler Temperature is recorded.	True	
COC is present.	True	
COC is filled out in ink and legible.	True	
COC is filled out with all pertinent information.	True	
Is the Field Sampler's name present on COC?	True	
There are no discrepancies between the containers received and the COC.	True	
Samples are received within Holding Time (excluding tests with immediate HTs)	True	
Sample containers have legible labels.	True	
Containers are not broken or leaking.	True	
Sample collection date/times are provided.	True	
Appropriate sample containers are used.	True	
Sample bottles are completely filled.	True	
Sample Preservation Verified.	N/A	
There is sufficient vol. for all requested analyses, incl. any requested MS/MSDs	True	
Containers requiring zero headspace have no headspace or bubble is <6mm (1/4").	N/A	
Multiphasic samples are not present.	True	
Samples do not require splitting or compositing.	True	
Residual Chlorine Checked.	N/A	

Login Sample Receipt Checklist

Client: Southern Company

Job Number: 680-247026-1

Login Number: 247026
List Number: 3
Creator: Wehr, Alexander C

List Source: Eurofins Orlando
List Creation: 03/02/24 10:36 AM

Question	Answer	Comment
Radioactivity wasn't checked or is </= background as measured by a survey meter.	N/A	
The cooler's custody seal, if present, is intact.	True	
Sample custody seals, if present, are intact.	True	
The cooler or samples do not appear to have been compromised or tampered with.	True	
Samples were received on ice.	True	
Cooler Temperature is acceptable.	True	
Cooler Temperature is recorded.	True	
COC is present.	True	
COC is filled out in ink and legible.	True	
COC is filled out with all pertinent information.	True	
Is the Field Sampler's name present on COC?	True	
There are no discrepancies between the containers received and the COC.	True	
Samples are received within Holding Time (excluding tests with immediate HTs)	True	
Sample containers have legible labels.	True	
Containers are not broken or leaking.	True	
Sample collection date/times are provided.	True	
Appropriate sample containers are used.	True	
Sample bottles are completely filled.	True	
Sample Preservation Verified.	True	
There is sufficient vol. for all requested analyses, incl. any requested MS/MSDs	True	
Containers requiring zero headspace have no headspace or bubble is <6mm (1/4").	True	
Multiphasic samples are not present.	True	
Samples do not require splitting or compositing.	True	
Residual Chlorine Checked.	N/A	

eurofins | Environment Testing

ANALYTICAL REPORT

PREPARED FOR

Attn: Joju Abraham
Southern Company
241 Ralph McGill Blvd SE
B10185
Atlanta, Georgia 30308

Generated 3/7/2024 4:23:55 PM

JOB DESCRIPTION

CCR - Plant Scherer Ash Pond

JOB NUMBER

680-247129-1

Eurofins Savannah
5102 LaRoche Avenue
Savannah GA 31404

See page two for job notes and contact information.

my EOL

Eurofins Savannah

Job Notes

This report may not be reproduced except in full, and with written approval from the laboratory. The results relate only to the samples tested. For questions please contact the Project Manager at the e-mail address or telephone number listed on this page.

The test results in this report relate only to the samples as received by the laboratory and will meet all requirements of the methodology, with any exceptions noted. This report shall not be reproduced except in full, without the express written approval of the laboratory. All questions should be directed to the Eurofins Environment Testing Southeast, LLC Project Manager.

Authorization

Generated
3/7/2024 4:23:55 PM

Authorized for release by
David Fuller, Project Manager
David.Fuller@et.eurofinsus.com
(770)344-8986

Definitions/Glossary

Client: Southern Company
Project/Site: CCR - Plant Scherer Ash Pond

Job ID: 680-247129-1

Qualifiers

HPLC/IC

Qualifier	Qualifier Description
F1	MS and/or MSD recovery exceeds control limits.

Metals

Qualifier	Qualifier Description
4	MS, MSD: The analyte present in the original sample is greater than 4 times the matrix spike concentration; therefore, control limits are not applicable.
B	Compound was found in the blank and sample.
J	Result is less than the RL but greater than or equal to the MDL and the concentration is an approximate value.

General Chemistry

Qualifier	Qualifier Description
F3	Duplicate RPD exceeds the control limit

Glossary

Abbreviation	These commonly used abbreviations may or may not be present in this report.
¤	Listed under the "D" column to designate that the result is reported on a dry weight basis
%R	Percent Recovery
CFL	Contains Free Liquid
CFU	Colony Forming Unit
CNF	Contains No Free Liquid
DER	Duplicate Error Ratio (normalized absolute difference)
Dil Fac	Dilution Factor
DL	Detection Limit (DoD/DOE)
DL, RA, RE, IN	Indicates a Dilution, Re-analysis, Re-extraction, or additional Initial metals/anion analysis of the sample
DLC	Decision Level Concentration (Radiochemistry)
EDL	Estimated Detection Limit (Dioxin)
LOD	Limit of Detection (DoD/DOE)
LOQ	Limit of Quantitation (DoD/DOE)
MCL	EPA recommended "Maximum Contaminant Level"
MDA	Minimum Detectable Activity (Radiochemistry)
MDC	Minimum Detectable Concentration (Radiochemistry)
MDL	Method Detection Limit
ML	Minimum Level (Dioxin)
MPN	Most Probable Number
MQL	Method Quantitation Limit
NC	Not Calculated
ND	Not Detected at the reporting limit (or MDL or EDL if shown)
NEG	Negative / Absent
POS	Positive / Present
PQL	Practical Quantitation Limit
PRES	Presumptive
QC	Quality Control
RER	Relative Error Ratio (Radiochemistry)
RL	Reporting Limit or Requested Limit (Radiochemistry)
RPD	Relative Percent Difference, a measure of the relative difference between two points
TEF	Toxicity Equivalent Factor (Dioxin)
TEQ	Toxicity Equivalent Quotient (Dioxin)
TNTC	Too Numerous To Count

Sample Summary

Client: Southern Company
Project/Site: CCR - Plant Scherer Ash Pond

Job ID: 680-247129-1

Lab Sample ID	Client Sample ID	Matrix	Collected	Received
680-247129-1	SCH-SGWC-10	Water	02/23/24 09:00	02/24/24 09:52
680-247129-2	SCH-SGWC-12	Water	02/23/24 09:22	02/24/24 09:52
680-247129-3	SCH-SGWC-11	Water	02/23/24 09:28	02/24/24 09:52
680-247129-4	SCH-AP1-FD-2	Water	02/23/24 00:00	02/24/24 09:52
680-247129-5	SCH-SGWC-13	Water	02/23/24 10:40	02/24/24 09:52

Job Narrative
680-247129-1

Analytical test results meet all requirements of the associated regulatory program listed on the Accreditation/Certification Summary Page unless otherwise noted under the individual analysis. Data qualifiers are applied to indicate exceptions. Noncompliant quality control (QC) is further explained in narrative comments.

- Matrix QC may not be reported if insufficient sample or site-specific QC samples were not submitted. In these situations, to demonstrate precision and accuracy at a batch level, a LCS/LCSD may be performed, unless otherwise specified in the method.
- Surrogate and/or isotope dilution analyte recoveries (if applicable) which are outside of the QC window are confirmed unless attributed to a dilution or otherwise noted in the narrative.

Receipt
The samples were received on 2/24/2024 9:52 AM. Unless otherwise noted below, the samples arrived in good condition, and, where required, properly preserved and on ice. The temperature of the cooler at receipt time was 0.4°C.

HPLC/IC
No additional analytical or quality issues were noted, other than those described above or in the Definitions/ Glossary page.

Metals
No additional analytical or quality issues were noted, other than those described above or in the Definitions/ Glossary page.

General Chemistry
Method 2540C: A lesser volume of sample was used for the following samples due to the nature of the sample matrix resulting in elevated reporting limits: SCH-SGWC-12 (680-247129-2) and SCH-SGWC-13 (680-247129-5).

Method 2540C: The sample duplicate precision for the following sample associated with analytical batch 680-824971 was outside control limits: (680-247168-C-1 DU). The associated Laboratory Control Sample / Laboratory Control Sample Duplicate (LCS/LCSD) precision met acceptance criteria.

No additional analytical or quality issues were noted, other than those described above or in the Definitions/ Glossary page.

Client Sample Results

Client: Southern Company
Project/Site: CCR - Plant Scherer Ash Pond

Job ID: 680-247129-1

Client Sample ID: SCH-SGWC-10

Lab Sample ID: 680-247129-1
Matrix: Water
Date Collected: 02/23/24 09:00
Date Received: 02/24/24 09:52

Method: EPA 300.0 - Anions, Ion Chromatography

Analyte	Result	Qualifier	RL	MDL	Unit	D	Prepared	Analyzed	Dil Fac
Chloride	**10**		1.0	0.20	mg/L			03/04/24 21:39	1
Fluoride	<0.20		0.40	0.20	mg/L			03/04/24 21:39	1
Sulfate	**9.1**		1.0	0.50	mg/L			03/04/24 21:39	1

Method: SW846 6020B - Metals (ICP/MS) - Total Recoverable

Analyte	Result	Qualifier	RL	MDL	Unit	D	Prepared	Analyzed	Dil Fac
Antimony	<0.00034		0.0020	0.00034	mg/L		02/26/24 07:59	02/26/24 18:38	1
Arsenic	<0.00086		0.0010	0.00086	mg/L		02/26/24 07:59	02/26/24 18:38	1
Barium	**0.036**	**B**	0.010	0.00089	mg/L		02/26/24 07:59	02/26/24 18:38	1
Beryllium	<0.00020		0.0025	0.00020	mg/L		02/26/24 07:59	02/26/24 18:38	1
Boron	**0.24**		0.080	0.022	mg/L		02/26/24 07:59	02/26/24 18:38	1
Cadmium	<0.000078		0.0025	0.000078	mg/L		02/26/24 07:59	02/26/24 18:38	1
Calcium	**0.98**		0.50	0.14	mg/L		02/26/24 07:59	02/26/24 18:38	1
Chromium	<0.0012		0.0020	0.0012	mg/L		02/26/24 07:59	02/26/24 18:38	1
Cobalt	**0.030**		0.0025	0.00022	mg/L		02/26/24 07:59	02/26/24 18:38	1
Iron	**0.016**	**J**	0.10	0.012	mg/L		02/26/24 07:59	02/26/24 18:38	1
Lead	<0.00021		0.0010	0.00021	mg/L		02/26/24 07:59	02/26/24 18:38	1
Lithium	<0.0020		0.0050	0.0020	mg/L		02/26/24 07:59	02/26/24 18:38	1
Magnesium	**5.7**		0.50	0.023	mg/L		02/26/24 07:59	02/26/24 18:38	1
Manganese	**0.45**		0.0050	0.0022	mg/L		02/26/24 07:59	02/26/24 18:38	1
Molybdenum	<0.00086		0.015	0.00086	mg/L		02/26/24 07:59	02/26/24 18:38	1
Potassium	**0.35**	**J**	0.50	0.044	mg/L		02/26/24 07:59	02/26/24 18:38	1
Selenium	<0.00099		0.0050	0.00099	mg/L		02/26/24 07:59	02/26/24 18:38	1
Sodium	**6.0**		0.50	0.20	mg/L		02/26/24 07:59	02/26/24 18:38	1
Thallium	<0.00026		0.0010	0.00026	mg/L		02/26/24 07:59	02/26/24 18:38	1

Method: SW846 7470A - Mercury (CVAA)

Analyte	Result	Qualifier	RL	MDL	Unit	D	Prepared	Analyzed	Dil Fac
Mercury	<0.000080		0.00020	0.000080	mg/L		02/29/24 12:33	02/29/24 17:43	1

General Chemistry

Analyte	Result	Qualifier	RL	MDL	Unit	D	Prepared	Analyzed	Dil Fac
Total Alkalinity as CaCO3 to pH 4.5 (SM 2320B-2011)	**14**		5.0	2.2	mg/L			02/28/24 12:24	1
Bicarbonate Alkalinity as CaCO3 (SM 2320B-2011)	**14**		5.0	5.0	mg/L			02/28/24 12:24	1
Carbonate Alkalinity as CaCO3 (SM 2320B-2011)	<5.0		5.0	5.0	mg/L			02/28/24 12:24	1
Total Dissolved Solids (SM 2540C-2011)	**52**		10	10	mg/L			02/28/24 10:43	1
Sulfide (SW846 9034)	<10		10	10	mg/L		02/28/24 11:00	02/28/24 13:43	1

Client Sample ID: SCH-SGWC-12

Lab Sample ID: 680-247129-2
Matrix: Water
Date Collected: 02/23/24 09:22
Date Received: 02/24/24 09:52

Method: EPA 300.0 - Anions, Ion Chromatography

Analyte	Result	Qualifier	RL	MDL	Unit	D	Prepared	Analyzed	Dil Fac
Chloride	**10**		2.0	0.40	mg/L			03/04/24 21:55	2
Fluoride	<0.40		0.80	0.40	mg/L			03/04/24 21:55	2
Sulfate	**61**		2.0	1.0	mg/L			03/04/24 21:55	2

Client Sample Results

Client: Southern Company
Project/Site: CCR - Plant Scherer Ash Pond

Job ID: 680-247129-1

Client Sample ID: SCH-SGWC-12

Lab Sample ID: 680-247129-2

Date Collected: 02/23/24 09:22
Date Received: 02/24/24 09:52

Matrix: Water

Method: SW846 6020B - Metals (ICP/MS) - Total Recoverable

Analyte	Result	Qualifier	RL	MDL	Unit	D	Prepared	Analyzed	Dil Fac
Antimony	<0.00034		0.0020	0.00034	mg/L		02/26/24 07:59	02/26/24 18:35	1
Arsenic	<0.00086		0.0010	0.00086	mg/L		02/26/24 07:59	02/26/24 18:35	1
Barium	**0.073**	**B**	0.010	0.00089	mg/L		02/26/24 07:59	02/26/24 18:35	1
Beryllium	<0.00020		0.0025	0.00020	mg/L		02/26/24 07:59	02/26/24 18:35	1
Boron	**0.043**	**J**	0.080	0.022	mg/L		02/26/24 07:59	02/26/24 18:35	1
Cadmium	<0.000078		0.0025	0.000078	mg/L		02/26/24 07:59	02/26/24 18:35	1
Calcium	**24**		0.50	0.14	mg/L		02/26/24 07:59	02/26/24 18:35	1
Chromium	<0.0012		0.0020	0.0012	mg/L		02/26/24 07:59	02/26/24 18:35	1
Cobalt	**0.0018**	**J**	0.0025	0.00022	mg/L		02/26/24 07:59	02/26/24 18:35	1
Iron	**1.4**		0.10	0.012	mg/L		02/26/24 07:59	02/26/24 18:35	1
Lead	<0.00021		0.0010	0.00021	mg/L		02/26/24 07:59	02/26/24 18:35	1
Lithium	<0.0020		0.0050	0.0020	mg/L		02/26/24 07:59	02/26/24 18:35	1
Magnesium	**13**		0.50	0.023	mg/L		02/26/24 07:59	02/26/24 18:35	1
Manganese	**0.54**		0.0050	0.0022	mg/L		02/26/24 07:59	02/26/24 18:35	1
Molybdenum	<0.00086		0.015	0.00086	mg/L		02/26/24 07:59	02/26/24 18:35	1
Potassium	**0.72**		0.50	0.044	mg/L		02/26/24 07:59	02/26/24 18:35	1
Selenium	<0.00099		0.0050	0.00099	mg/L		02/26/24 07:59	02/26/24 18:35	1
Sodium	**17**		0.50	0.20	mg/L		02/26/24 07:59	02/26/24 18:35	1
Thallium	<0.00026		0.0010	0.00026	mg/L		02/26/24 07:59	02/26/24 18:35	1

Method: SW846 7470A - Mercury (CVAA)

Analyte	Result	Qualifier	RL	MDL	Unit	D	Prepared	Analyzed	Dil Fac
Mercury	<0.000080		0.00020	0.000080	mg/L		02/29/24 12:33	02/29/24 17:49	1

General Chemistry

Analyte	Result	Qualifier	RL	MDL	Unit	D	Prepared	Analyzed	Dil Fac
Total Alkalinity as CaCO3 to pH 4.5 (SM 2320B-2011)	**75**		5.0	2.2	mg/L			02/28/24 12:33	1
Bicarbonate Alkalinity as CaCO3 (SM 2320B-2011)	**75**		5.0	5.0	mg/L			02/28/24 12:33	1
Carbonate Alkalinity as CaCO3 (SM 2320B-2011)	<5.0		5.0	5.0	mg/L			02/28/24 12:33	1
Total Dissolved Solids (SM 2540C-2011)	**170**		40	40	mg/L			02/28/24 10:43	1
Sulfide (SW846 9034)	<10		10	10	mg/L		02/28/24 11:00	02/28/24 13:43	1

Client Sample ID: SCH-SGWC-11

Lab Sample ID: 680-247129-3

Date Collected: 02/23/24 09:28
Date Received: 02/24/24 09:52

Matrix: Water

Method: EPA 300.0 - Anions, Ion Chromatography

Analyte	Result	Qualifier	RL	MDL	Unit	D	Prepared	Analyzed	Dil Fac
Chloride	**12**		1.0	0.20	mg/L			03/04/24 22:11	1
Fluoride	<0.20		0.40	0.20	mg/L			03/04/24 22:11	1
Sulfate	**8.0**		1.0	0.50	mg/L			03/04/24 22:11	1

Method: SW846 6020B - Metals (ICP/MS) - Total Recoverable

Analyte	Result	Qualifier	RL	MDL	Unit	D	Prepared	Analyzed	Dil Fac
Antimony	<0.00034		0.0020	0.00034	mg/L		02/26/24 07:59	02/26/24 18:32	1
Arsenic	<0.00086		0.0010	0.00086	mg/L		02/26/24 07:59	02/26/24 18:32	1
Barium	**0.062**	**B**	0.010	0.00089	mg/L		02/26/24 07:59	02/26/24 18:32	1
Beryllium	<0.00020		0.0025	0.00020	mg/L		02/26/24 07:59	02/26/24 18:32	1

Client Sample Results

Client: Southern Company
Project/Site: CCR - Plant Scherer Ash Pond

Job ID: 680-247129-1

Client Sample ID: SCH-SGWC-11

Lab Sample ID: 680-247129-3
Matrix: Water
Date Collected: 02/23/24 09:28
Date Received: 02/24/24 09:52

Method: SW846 6020B - Metals (ICP/MS) - Total Recoverable (Continued)

Analyte	Result	Qualifier	RL	MDL	Unit	D	Prepared	Analyzed	Dil Fac
Boron	**0.75**		0.080	0.022	mg/L		02/26/24 07:59	02/26/24 18:32	1
Cadmium	<0.000078		0.0025	0.000078	mg/L		02/26/24 07:59	02/26/24 18:32	1
Calcium	**2.0**		0.50	0.14	mg/L		02/26/24 07:59	02/26/24 18:32	1
Chromium	<0.0012		0.0020	0.0012	mg/L		02/26/24 07:59	02/26/24 18:32	1
Cobalt	**0.022**		0.0025	0.00022	mg/L		02/26/24 07:59	02/26/24 18:32	1
Iron	**0.18**		0.10	0.012	mg/L		02/26/24 07:59	02/26/24 18:32	1
Lead	<0.00021		0.0010	0.00021	mg/L		02/26/24 07:59	02/26/24 18:32	1
Lithium	<0.0020		0.0050	0.0020	mg/L		02/26/24 07:59	02/26/24 18:32	1
Magnesium	**1.6**		0.50	0.023	mg/L		02/26/24 07:59	02/26/24 18:32	1
Manganese	**0.55**		0.0050	0.0022	mg/L		02/26/24 07:59	02/26/24 18:32	1
Molybdenum	<0.00086		0.015	0.00086	mg/L		02/26/24 07:59	02/26/24 18:32	1
Potassium	**0.40**	**J**	0.50	0.044	mg/L		02/26/24 07:59	02/26/24 18:32	1
Selenium	<0.00099		0.0050	0.00099	mg/L		02/26/24 07:59	02/26/24 18:32	1
Sodium	**12**		0.50	0.20	mg/L		02/26/24 07:59	02/26/24 18:32	1
Thallium	<0.00026		0.0010	0.00026	mg/L		02/26/24 07:59	02/26/24 18:32	1

Method: SW846 7470A - Mercury (CVAA)

Analyte	Result	Qualifier	RL	MDL	Unit	D	Prepared	Analyzed	Dil Fac
Mercury	<0.000080		0.00020	0.000080	mg/L		02/29/24 12:33	02/29/24 17:51	1

General Chemistry

Analyte	Result	Qualifier	RL	MDL	Unit	D	Prepared	Analyzed	Dil Fac
Total Alkalinity as CaCO3 to pH 4.5 (SM 2320B-2011)	**11**		5.0	2.2	mg/L			02/28/24 13:51	1
Bicarbonate Alkalinity as CaCO3 (SM 2320B-2011)	**11**		5.0	5.0	mg/L			02/28/24 13:51	1
Carbonate Alkalinity as CaCO3 (SM 2320B-2011)	<5.0		5.0	5.0	mg/L			02/28/24 13:51	1
Total Dissolved Solids (SM 2540C-2011)	**55**		10	10	mg/L			02/28/24 10:43	1
Sulfide (SW846 9034)	<10		10	10	mg/L		02/28/24 11:00	02/28/24 13:43	1

Client Sample ID: SCH-AP1-FD-2

Lab Sample ID: 680-247129-4
Matrix: Water
Date Collected: 02/23/24 00:00
Date Received: 02/24/24 09:52

Method: EPA 300.0 - Anions, Ion Chromatography

Analyte	Result	Qualifier	RL	MDL	Unit	D	Prepared	Analyzed	Dil Fac
Chloride	**10**		1.0	0.20	mg/L			03/04/24 22:27	1
Fluoride	<0.20		0.40	0.20	mg/L			03/04/24 22:27	1
Sulfate	**13**		1.0	0.50	mg/L			03/04/24 22:27	1

Method: SW846 6020B - Metals (ICP/MS) - Total Recoverable

Analyte	Result	Qualifier	RL	MDL	Unit	D	Prepared	Analyzed	Dil Fac
Antimony	<0.00034		0.0020	0.00034	mg/L		02/26/24 07:59	02/26/24 16:44	1
Arsenic	<0.00086		0.0010	0.00086	mg/L		02/26/24 07:59	02/26/24 16:44	1
Barium	**0.043**		0.010	0.00089	mg/L		02/26/24 07:59	02/26/24 16:44	1
Beryllium	<0.00020		0.0025	0.00020	mg/L		02/26/24 07:59	02/26/24 16:44	1
Boron	**0.26**		0.080	0.022	mg/L		02/26/24 07:59	02/26/24 16:44	1
Cadmium	<0.000078		0.0025	0.000078	mg/L		02/26/24 07:59	02/26/24 16:44	1
Calcium	**1.7**		0.50	0.14	mg/L		02/26/24 07:59	02/26/24 16:44	1
Chromium	<0.0012		0.0020	0.0012	mg/L		02/26/24 07:59	02/26/24 16:44	1

Client Sample Results

Client: Southern Company
Project/Site: CCR - Plant Scherer Ash Pond

Job ID: 680-247129-1

Client Sample ID: SCH-AP1-FD-2

Lab Sample ID: 680-247129-4

Date Collected: 02/23/24 00:00
Matrix: Water
Date Received: 02/24/24 09:52

Method: SW846 6020B - Metals (ICP/MS) - Total Recoverable (Continued)

Analyte	Result	Qualifier	RL	MDL	Unit	D	Prepared	Analyzed	Dil Fac
Cobalt	**0.031**		0.0025	0.00022	mg/L		02/26/24 07:59	02/26/24 16:44	1
Iron	**0.023**	**J**	0.10	0.012	mg/L		02/26/24 07:59	02/26/24 16:44	1
Lead	<0.00021		0.0010	0.00021	mg/L		02/26/24 07:59	02/26/24 16:44	1
Lithium	<0.0020		0.0050	0.0020	mg/L		02/26/24 07:59	02/27/24 15:47	1
Magnesium	**6.8**		0.50	0.023	mg/L		02/26/24 07:59	02/26/24 16:44	1
Manganese	**0.50**		0.0050	0.0022	mg/L		02/26/24 07:59	02/26/24 16:44	1
Molybdenum	<0.00086		0.015	0.00086	mg/L		02/26/24 07:59	02/26/24 16:44	1
Potassium	**0.38**	**J**	0.50	0.044	mg/L		02/26/24 07:59	02/26/24 16:44	1
Selenium	<0.00099		0.0050	0.00099	mg/L		02/26/24 07:59	02/26/24 16:44	1
Sodium	**6.7**		0.50	0.20	mg/L		02/26/24 07:59	02/26/24 16:44	1
Thallium	<0.00026		0.0010	0.00026	mg/L		02/26/24 07:59	02/26/24 16:44	1

Method: SW846 7470A - Mercury (CVAA)

Analyte	Result	Qualifier	RL	MDL	Unit	D	Prepared	Analyzed	Dil Fac
Mercury	<0.000080		0.00020	0.000080	mg/L		02/29/24 12:33	02/29/24 17:53	1

General Chemistry

Analyte	Result	Qualifier	RL	MDL	Unit	D	Prepared	Analyzed	Dil Fac
Total Alkalinity as CaCO3 to pH 4.5 (SM 2320B-2011)	**14**		5.0	2.2	mg/L			02/28/24 14:24	1
Bicarbonate Alkalinity as CaCO3 (SM 2320B-2011)	**14**		5.0	5.0	mg/L			02/28/24 14:24	1
Carbonate Alkalinity as CaCO3 (SM 2320B-2011)	<5.0		5.0	5.0	mg/L			02/28/24 14:24	1
Total Dissolved Solids (SM 2540C-2011)	**54**		10	10	mg/L			02/28/24 10:43	1
Sulfide (SW846 9034)	**19**		10	10	mg/L		02/28/24 11:00	02/28/24 13:43	1

Client Sample ID: SCH-SGWC-13

Lab Sample ID: 680-247129-5

Date Collected: 02/23/24 10:40
Matrix: Water
Date Received: 02/24/24 09:52

Method: EPA 300.0 - Anions, Ion Chromatography

Analyte	Result	Qualifier	RL	MDL	Unit	D	Prepared	Analyzed	Dil Fac
Chloride	**15**		2.0	0.40	mg/L			03/04/24 22:43	2
Fluoride	<0.40		0.80	0.40	mg/L			03/04/24 22:43	2
Sulfate	**110**		2.0	1.0	mg/L			03/04/24 22:43	2

Method: SW846 6020B - Metals (ICP/MS) - Total Recoverable

Analyte	Result	Qualifier	RL	MDL	Unit	D	Prepared	Analyzed	Dil Fac
Antimony	<0.00034		0.0020	0.00034	mg/L		02/26/24 07:59	02/26/24 18:41	1
Arsenic	<0.00086		0.0010	0.00086	mg/L		02/26/24 07:59	02/26/24 18:41	1
Barium	**0.043**	**B**	0.010	0.00089	mg/L		02/26/24 07:59	02/26/24 18:41	1
Beryllium	<0.00020		0.0025	0.00020	mg/L		02/26/24 07:59	02/26/24 18:41	1
Boron	**0.76**		0.080	0.022	mg/L		02/26/24 07:59	02/26/24 18:41	1
Cadmium	<0.000078		0.0025	0.000078	mg/L		02/26/24 07:59	02/26/24 18:41	1
Calcium	**25**		0.50	0.14	mg/L		02/26/24 07:59	02/26/24 18:41	1
Chromium	<0.0012		0.0020	0.0012	mg/L		02/26/24 07:59	02/26/24 18:41	1
Cobalt	**0.0015**	**J**	0.0025	0.00022	mg/L		02/26/24 07:59	02/26/24 18:41	1
Iron	**0.20**		0.10	0.012	mg/L		02/26/24 07:59	02/26/24 18:41	1
Lead	**0.00038**	**J B**	0.0010	0.00021	mg/L		02/26/24 07:59	02/26/24 18:41	1
Lithium	<0.0020		0.0050	0.0020	mg/L		02/26/24 07:59	02/26/24 18:41	1

Client Sample Results

Client: Southern Company
Project/Site: CCR - Plant Scherer Ash Pond

Job ID: 680-247129-1

Client Sample ID: SCH-SGWC-13

Lab Sample ID: 680-247129-5

Date Collected: 02/23/24 10:40
Matrix: Water
Date Received: 02/24/24 09:52

Method: SW846 6020B - Metals (ICP/MS) - Total Recoverable (Continued)

Analyte	Result	Qualifier	RL	MDL	Unit	D	Prepared	Analyzed	Dil Fac
Magnesium	**9.5**		0.50	0.023	mg/L		02/26/24 07:59	02/26/24 18:41	1
Manganese	**0.090**		0.0050	0.0022	mg/L		02/26/24 07:59	02/26/24 18:41	1
Molybdenum	<0.00086		0.015	0.00086	mg/L		02/26/24 07:59	02/26/24 18:41	1
Potassium	**1.4**		0.50	0.044	mg/L		02/26/24 07:59	02/26/24 18:41	1
Selenium	<0.00099		0.0050	0.00099	mg/L		02/26/24 07:59	02/26/24 18:41	1
Sodium	**30**		0.50	0.20	mg/L		02/26/24 07:59	02/26/24 18:41	1
Thallium	<0.00026		0.0010	0.00026	mg/L		02/26/24 07:59	02/26/24 18:41	1

Method: SW846 7470A - Mercury (CVAA)

Analyte	Result	Qualifier	RL	MDL	Unit	D	Prepared	Analyzed	Dil Fac
Mercury	<0.000080		0.00020	0.000080	mg/L		02/29/24 12:33	02/29/24 17:55	1

General Chemistry

Analyte	Result	Qualifier	RL	MDL	Unit	D	Prepared	Analyzed	Dil Fac
Total Alkalinity as CaCO3 to pH 4.5 (SM 2320B-2011)	**24**		5.0	2.2	mg/L			02/28/24 14:17	1
Bicarbonate Alkalinity as CaCO3 (SM 2320B-2011)	**24**		5.0	5.0	mg/L			02/28/24 14:17	1
Carbonate Alkalinity as CaCO3 (SM 2320B-2011)	<5.0		5.0	5.0	mg/L			02/28/24 14:17	1
Total Dissolved Solids (SM 2540C-2011)	**220**		40	40	mg/L			02/28/24 10:43	1
Sulfide (SW846 9034)	<10		10	10	mg/L		02/28/24 11:00	02/28/24 13:43	1

QC Sample Results

Client: Southern Company
Project/Site: CCR - Plant Scherer Ash Pond

Job ID: 680-247129-1

Method: 300.0 - Anions, Ion Chromatography

Lab Sample ID: MB 670-78938/11
Matrix: Water
Analysis Batch: 78938

Client Sample ID: Method Blank
Prep Type: Total/NA

Analyte	MB Result	MB Qualifier	RL	MDL	Unit	D	Prepared	Analyzed	Dil Fac
Chloride	<0.20		1.0	0.20	mg/L			03/04/24 16:37	1
Fluoride	<0.20		0.40	0.20	mg/L			03/04/24 16:37	1
Sulfate	<0.50		1.0	0.50	mg/L			03/04/24 16:37	1

Lab Sample ID: LCS 670-78938/9
Matrix: Water
Analysis Batch: 78938

Client Sample ID: Lab Control Sample
Prep Type: Total/NA

Analyte	Spike Added	LCS Result	LCS Qualifier	Unit	D	%Rec	%Rec Limits
Chloride	4.00	3.90		mg/L		98	90 - 110
Fluoride	4.00	4.34		mg/L		108	90 - 110
Sulfate	4.00	4.09		mg/L		102	90 - 110

Lab Sample ID: LCSD 670-78938/10
Matrix: Water
Analysis Batch: 78938

Client Sample ID: Lab Control Sample Dup
Prep Type: Total/NA

Analyte	Spike Added	LCSD Result	LCSD Qualifier	Unit	D	%Rec	%Rec Limits	RPD	RPD Limit
Chloride	4.00	3.93		mg/L		98	90 - 110	1	20
Fluoride	4.00	4.31		mg/L		108	90 - 110	1	20
Sulfate	4.00	4.07		mg/L		102	90 - 110	0	20

Lab Sample ID: 680-247026-H-10 MS
Matrix: Water
Analysis Batch: 78938

Client Sample ID: Matrix Spike
Prep Type: Total/NA

Analyte	Sample Result	Sample Qualifier	Spike Added	MS Result	MS Qualifier	Unit	D	%Rec	%Rec Limits
Chloride	0.24	J	5.00	5.68		mg/L		109	80 - 120
Fluoride	<0.20	F1	5.00	6.07	F1	mg/L		121	80 - 120
Sulfate	<0.50		5.00	5.58		mg/L		112	80 - 120

Lab Sample ID: 680-247026-H-10 MSD
Matrix: Water
Analysis Batch: 78938

Client Sample ID: Matrix Spike Duplicate
Prep Type: Total/NA

Analyte	Sample Result	Sample Qualifier	Spike Added	MSD Result	MSD Qualifier	Unit	D	%Rec	%Rec Limits	RPD	RPD Limit
Chloride	0.24	J	5.00	5.69		mg/L		109	80 - 120	0	20
Fluoride	<0.20	F1	5.00	6.10	F1	mg/L		122	80 - 120	0	20
Sulfate	<0.50		5.00	5.58		mg/L		112	80 - 120	0	20

Method: 6020B - Metals (ICP/MS)

Lab Sample ID: MB 680-824448/1-A
Matrix: Water
Analysis Batch: 824692

Client Sample ID: Method Blank
Prep Type: Total Recoverable
Prep Batch: 824448

Analyte	MB Result	MB Qualifier	RL	MDL	Unit	D	Prepared	Analyzed	Dil Fac
Antimony	<0.00034		0.0020	0.00034	mg/L		02/26/24 07:59	02/26/24 15:26	1
Arsenic	<0.00086		0.0010	0.00086	mg/L		02/26/24 07:59	02/26/24 15:26	1
Barium	<0.00089		0.010	0.00089	mg/L		02/26/24 07:59	02/26/24 15:26	1

Method: 6020B - Metals (ICP/MS) (Continued)

Lab Sample ID: MB 680-824448/1-A
Matrix: Water
Analysis Batch: 824692

Client Sample ID: Method Blank
Prep Type: Total Recoverable
Prep Batch: 824448

Analyte	MB Result	MB Qualifier	RL	MDL	Unit	D	Prepared	Analyzed	Dil Fac
Beryllium	<0.00020		0.0025	0.00020	mg/L		02/26/24 07:59	02/26/24 15:26	1
Boron	<0.022		0.080	0.022	mg/L		02/26/24 07:59	02/26/24 15:26	1
Cadmium	<0.000078		0.0025	0.000078	mg/L		02/26/24 07:59	02/26/24 15:26	1
Calcium	<0.14		0.50	0.14	mg/L		02/26/24 07:59	02/26/24 15:26	1
Chromium	<0.0012		0.0020	0.0012	mg/L		02/26/24 07:59	02/26/24 15:26	1
Cobalt	<0.00022		0.0025	0.00022	mg/L		02/26/24 07:59	02/26/24 15:26	1
Iron	<0.012		0.10	0.012	mg/L		02/26/24 07:59	02/26/24 15:26	1
Lead	<0.00021		0.0010	0.00021	mg/L		02/26/24 07:59	02/26/24 15:26	1
Magnesium	<0.023		0.50	0.023	mg/L		02/26/24 07:59	02/26/24 15:26	1
Manganese	<0.0022		0.0050	0.0022	mg/L		02/26/24 07:59	02/26/24 15:26	1
Molybdenum	<0.00086		0.015	0.00086	mg/L		02/26/24 07:59	02/26/24 15:26	1
Potassium	<0.044		0.50	0.044	mg/L		02/26/24 07:59	02/26/24 15:26	1
Selenium	<0.00099		0.0050	0.00099	mg/L		02/26/24 07:59	02/26/24 15:26	1
Sodium	<0.20		0.50	0.20	mg/L		02/26/24 07:59	02/26/24 15:26	1
Thallium	<0.00026		0.0010	0.00026	mg/L		02/26/24 07:59	02/26/24 15:26	1

Lab Sample ID: MB 680-824448/1-A
Matrix: Water
Analysis Batch: 824936

Client Sample ID: Method Blank
Prep Type: Total Recoverable
Prep Batch: 824448

Analyte	MB Result	MB Qualifier	RL	MDL	Unit	D	Prepared	Analyzed	Dil Fac
Antimony	<0.00034		0.0020	0.00034	mg/L		02/26/24 07:59	02/28/24 08:31	1
Arsenic	<0.00086		0.0010	0.00086	mg/L		02/26/24 07:59	02/28/24 08:31	1
Barium	<0.00089		0.010	0.00089	mg/L		02/26/24 07:59	02/28/24 08:31	1
Beryllium	<0.00020		0.0025	0.00020	mg/L		02/26/24 07:59	02/28/24 08:31	1
Boron	<0.022		0.080	0.022	mg/L		02/26/24 07:59	02/28/24 08:31	1
Cadmium	<0.000078		0.0025	0.000078	mg/L		02/26/24 07:59	02/28/24 08:31	1
Calcium	<0.14		0.50	0.14	mg/L		02/26/24 07:59	02/28/24 08:31	1
Chromium	<0.0012		0.0020	0.0012	mg/L		02/26/24 07:59	02/28/24 08:31	1
Cobalt	<0.00022		0.0025	0.00022	mg/L		02/26/24 07:59	02/28/24 08:31	1
Iron	<0.012		0.10	0.012	mg/L		02/26/24 07:59	02/28/24 08:31	1
Lead	<0.00021		0.0010	0.00021	mg/L		02/26/24 07:59	02/28/24 08:31	1
Lithium	<0.0020		0.0050	0.0020	mg/L		02/26/24 07:59	02/28/24 08:31	1
Magnesium	<0.023		0.50	0.023	mg/L		02/26/24 07:59	02/28/24 08:31	1
Manganese	0.00293	J	0.0050	0.0022	mg/L		02/26/24 07:59	02/28/24 08:31	1
Molybdenum	<0.00086		0.015	0.00086	mg/L		02/26/24 07:59	02/28/24 08:31	1
Potassium	<0.044		0.50	0.044	mg/L		02/26/24 07:59	02/28/24 08:31	1
Selenium	<0.00099		0.0050	0.00099	mg/L		02/26/24 07:59	02/28/24 08:31	1
Sodium	<0.20		0.50	0.20	mg/L		02/26/24 07:59	02/28/24 08:31	1
Thallium	<0.00026		0.0010	0.00026	mg/L		02/26/24 07:59	02/28/24 08:31	1

Lab Sample ID: LCS 680-824448/2-A
Matrix: Water
Analysis Batch: 824692

Client Sample ID: Lab Control Sample
Prep Type: Total Recoverable
Prep Batch: 824448

Analyte	Spike Added	LCS Result	LCS Qualifier	Unit	D	%Rec	%Rec Limits
Antimony	0.0500	0.0566		mg/L		113	80 - 120
Arsenic	0.100	0.109		mg/L		109	80 - 120
Barium	0.100	0.115		mg/L		115	80 - 120

Method: 6020B - Metals (ICP/MS) (Continued)

Lab Sample ID: LCS 680-824448/2-A
Matrix: Water
Analysis Batch: 824692

Client Sample ID: Lab Control Sample
Prep Type: Total Recoverable
Prep Batch: 824448

Analyte	Spike Added	LCS Result	LCS Qualifier	Unit	D	%Rec	%Rec Limits
Beryllium	0.0500	0.0588		mg/L		118	80 - 120
Boron	0.400	0.428		mg/L		107	80 - 120
Cadmium	0.0500	0.0570		mg/L		114	80 - 120
Calcium	5.00	5.62		mg/L		112	80 - 120
Chromium	0.100	0.114		mg/L		114	80 - 120
Cobalt	0.0500	0.0577		mg/L		115	80 - 120
Iron	4.99	5.36		mg/L		107	80 - 120
Lead	0.500	0.513		mg/L		103	80 - 120
Magnesium	5.00	5.31		mg/L		106	80 - 120
Manganese	0.400	0.416		mg/L		104	80 - 120
Molybdenum	0.100	0.109		mg/L		109	80 - 120
Potassium	7.00	7.76		mg/L		111	80 - 120
Selenium	0.100	0.104		mg/L		104	80 - 120
Sodium	5.03	5.23		mg/L		104	80 - 120
Thallium	0.0500	0.0570		mg/L		114	80 - 120

Lab Sample ID: LCS 680-824448/2-A
Matrix: Water
Analysis Batch: 824936

Client Sample ID: Lab Control Sample
Prep Type: Total Recoverable
Prep Batch: 824448

Analyte	Spike Added	LCS Result	LCS Qualifier	Unit	D	%Rec	%Rec Limits
Lithium	0.500	0.460		mg/L		92	80 - 120

Lab Sample ID: 680-247136-A-14-B MS
Matrix: Water
Analysis Batch: 824692

Client Sample ID: Matrix Spike
Prep Type: Total Recoverable
Prep Batch: 824448

Analyte	Sample Result	Sample Qualifier	Spike Added	MS Result	MS Qualifier	Unit	D	%Rec	%Rec Limits
Antimony	<0.00034		0.0500	0.0573		mg/L		115	75 - 125
Arsenic	<0.00086		0.100	0.108		mg/L		108	75 - 125
Barium	0.011		0.100	0.127		mg/L		116	75 - 125
Beryllium	<0.00020		0.0500	0.0573		mg/L		115	75 - 125
Boron	<0.022		0.400	0.426		mg/L		107	75 - 125
Cadmium	0.000080	J	0.0500	0.0579		mg/L		116	75 - 125
Calcium	0.99		5.00	6.69		mg/L		114	75 - 125
Chromium	<0.0012		0.100	0.117		mg/L		116	75 - 125
Cobalt	0.030		0.0500	0.0899		mg/L		120	75 - 125
Iron	1.1		4.99	6.55		mg/L		110	75 - 125
Lead	0.00028	J	0.500	0.528		mg/L		106	75 - 125
Magnesium	0.81		5.00	6.29		mg/L		110	75 - 125
Manganese	8.1		0.400	8.61	4	mg/L		126	75 - 125
Molybdenum	<0.00086		0.100	0.115		mg/L		115	75 - 125
Potassium	0.33	J	7.00	8.15		mg/L		112	75 - 125
Selenium	<0.00099		0.100	0.103		mg/L		103	75 - 125
Sodium	3.6		5.03	8.96		mg/L		107	75 - 125
Thallium	<0.00026		0.0500	0.0591		mg/L		118	75 - 125

Method: 6020B - Metals (ICP/MS) (Continued)

Lab Sample ID: 680-247136-A-14-B MS — **Client Sample ID: Matrix Spike**
Matrix: Water — **Prep Type: Total Recoverable**
Analysis Batch: 824936 — **Prep Batch: 824448**

Analyte	Sample Result	Sample Qualifier	Spike Added	MS Result	MS Qualifier	Unit	D	%Rec	%Rec Limits
Lithium	<0.0020		0.500	0.487		mg/L		97	75 - 125

Lab Sample ID: 680-247136-A-14-C MSD — **Client Sample ID: Matrix Spike Duplicate**
Matrix: Water — **Prep Type: Total Recoverable**
Analysis Batch: 824692 — **Prep Batch: 824448**

Analyte	Sample Result	Sample Qualifier	Spike Added	MSD Result	MSD Qualifier	Unit	D	%Rec	%Rec Limits	RPD	RPD Limit
Antimony	<0.00034		0.0500	0.0545		mg/L		109	75 - 125	5	20
Arsenic	<0.00086		0.100	0.104		mg/L		104	75 - 125	4	20
Barium	0.011		0.100	0.121		mg/L		109	75 - 125	5	20
Beryllium	<0.00020		0.0500	0.0549		mg/L		110	75 - 125	4	20
Boron	<0.022		0.400	0.436		mg/L		109	75 - 125	2	20
Cadmium	0.000080	J	0.0500	0.0552		mg/L		110	75 - 125	5	20
Calcium	0.99		5.00	6.35		mg/L		107	75 - 125	5	20
Chromium	<0.0012		0.100	0.112		mg/L		111	75 - 125	5	20
Cobalt	0.030		0.0500	0.0855		mg/L		111	75 - 125	5	20
Iron	1.1		4.99	6.19		mg/L		102	75 - 125	6	20
Lead	0.00028	J	0.500	0.507		mg/L		101	75 - 125	4	20
Magnesium	0.81		5.00	5.87		mg/L		101	75 - 125	7	20
Manganese	8.1		0.400	8.13	4	mg/L		4	75 - 125	6	20
Molybdenum	<0.00086		0.100	0.107		mg/L		107	75 - 125	8	20
Potassium	0.33	J	7.00	7.88		mg/L		108	75 - 125	3	20
Selenium	<0.00099		0.100	0.0993		mg/L		99	75 - 125	4	20
Sodium	3.6		5.03	8.40		mg/L		96	75 - 125	6	20
Thallium	<0.00026		0.0500	0.0562		mg/L		112	75 - 125	5	20

Lab Sample ID: 680-247136-A-14-C MSD — **Client Sample ID: Matrix Spike Duplicate**
Matrix: Water — **Prep Type: Total Recoverable**
Analysis Batch: 824936 — **Prep Batch: 824448**

Analyte	Sample Result	Sample Qualifier	Spike Added	MSD Result	MSD Qualifier	Unit	D	%Rec	%Rec Limits	RPD	RPD Limit
Lithium	<0.0020		0.500	0.463		mg/L		93	75 - 125	5	20

Lab Sample ID: MB 680-824449/1-A — **Client Sample ID: Method Blank**
Matrix: Water — **Prep Type: Total Recoverable**
Analysis Batch: 824692 — **Prep Batch: 824449**

Analyte	MB Result	MB Qualifier	RL	MDL	Unit	D	Prepared	Analyzed	Dil Fac
Antimony	<0.00034		0.0020	0.00034	mg/L		02/26/24 07:59	02/26/24 17:52	1
Arsenic	<0.00086		0.0010	0.00086	mg/L		02/26/24 07:59	02/26/24 17:52	1
Barium	0.00165	J	0.010	0.00089	mg/L		02/26/24 07:59	02/26/24 17:52	1
Beryllium	<0.00020		0.0025	0.00020	mg/L		02/26/24 07:59	02/26/24 17:52	1
Boron	<0.022		0.080	0.022	mg/L		02/26/24 07:59	02/26/24 17:52	1
Cadmium	<0.000078		0.0025	0.000078	mg/L		02/26/24 07:59	02/26/24 17:52	1
Calcium	<0.14		0.50	0.14	mg/L		02/26/24 07:59	02/26/24 17:52	1
Chromium	<0.0012		0.0020	0.0012	mg/L		02/26/24 07:59	02/26/24 17:52	1
Cobalt	<0.00022		0.0025	0.00022	mg/L		02/26/24 07:59	02/26/24 17:52	1
Iron	<0.012		0.10	0.012	mg/L		02/26/24 07:59	02/26/24 17:52	1
Lead	0.000475	J	0.0010	0.00021	mg/L		02/26/24 07:59	02/26/24 17:52	1

Method: 6020B - Metals (ICP/MS) (Continued)

Lab Sample ID: MB 680-824449/1-A
Matrix: Water
Analysis Batch: 824692

Client Sample ID: Method Blank
Prep Type: Total Recoverable
Prep Batch: 824449

Analyte	MB Result	MB Qualifier	RL	MDL	Unit	D	Prepared	Analyzed	Dil Fac
Lithium	<0.0020		0.0050	0.0020	mg/L		02/26/24 07:59	02/26/24 17:52	1
Magnesium	<0.023		0.50	0.023	mg/L		02/26/24 07:59	02/26/24 17:52	1
Manganese	<0.0022		0.0050	0.0022	mg/L		02/26/24 07:59	02/26/24 17:52	1
Molybdenum	<0.00086		0.015	0.00086	mg/L		02/26/24 07:59	02/26/24 17:52	1
Potassium	<0.044		0.50	0.044	mg/L		02/26/24 07:59	02/26/24 17:52	1
Selenium	<0.00099		0.0050	0.00099	mg/L		02/26/24 07:59	02/26/24 17:52	1
Sodium	<0.20		0.50	0.20	mg/L		02/26/24 07:59	02/26/24 17:52	1
Thallium	<0.00026		0.0010	0.00026	mg/L		02/26/24 07:59	02/26/24 17:52	1

Lab Sample ID: LCS 680-824449/2-A
Matrix: Water
Analysis Batch: 824692

Client Sample ID: Lab Control Sample
Prep Type: Total Recoverable
Prep Batch: 824449

Analyte	Spike Added	LCS Result	LCS Qualifier	Unit	D	%Rec	%Rec Limits
Antimony	0.0500	0.0544		mg/L		109	80 - 120
Arsenic	0.100	0.104		mg/L		104	80 - 120
Barium	0.100	0.112		mg/L		112	80 - 120
Beryllium	0.0500	0.0540		mg/L		108	80 - 120
Boron	0.400	0.395		mg/L		99	80 - 120
Cadmium	0.0500	0.0563		mg/L		113	80 - 120
Calcium	5.00	5.59		mg/L		112	80 - 120
Chromium	0.100	0.116		mg/L		115	80 - 120
Cobalt	0.0500	0.0572		mg/L		114	80 - 120
Iron	4.99	5.29		mg/L		106	80 - 120
Lead	0.500	0.516		mg/L		103	80 - 120
Lithium	0.500	0.542		mg/L		108	80 - 120
Magnesium	5.00	5.31		mg/L		106	80 - 120
Manganese	0.400	0.417		mg/L		104	80 - 120
Molybdenum	0.100	0.110		mg/L		110	80 - 120
Potassium	7.00	7.57		mg/L		108	80 - 120
Selenium	0.100	0.0985		mg/L		98	80 - 120
Sodium	5.03	5.17		mg/L		103	80 - 120
Thallium	0.0500	0.0571		mg/L		114	80 - 120

Lab Sample ID: 680-247117-C-1-B MS
Matrix: Water
Analysis Batch: 824692

Client Sample ID: Matrix Spike
Prep Type: Total Recoverable
Prep Batch: 824449

Analyte	Sample Result	Sample Qualifier	Spike Added	MS Result	MS Qualifier	Unit	D	%Rec	%Rec Limits
Antimony	<0.00034		0.0500	0.0530		mg/L		106	75 - 125
Arsenic	<0.00086		0.100	0.104		mg/L		104	75 - 125
Barium	0.26	B	0.100	0.351		mg/L		94	75 - 125
Beryllium	<0.00020		0.0500	0.0551		mg/L		110	75 - 125
Boron	0.29		0.400	0.705		mg/L		103	75 - 125
Cadmium	<0.000078		0.0500	0.0554		mg/L		111	75 - 125
Calcium	110		5.00	111	4	mg/L		-14	75 - 125
Chromium	<0.0012		0.100	0.110		mg/L		109	75 - 125
Cobalt	<0.00022		0.0500	0.0551		mg/L		110	75 - 125
Iron	1.1		4.99	6.14		mg/L		101	75 - 125

Method: 6020B - Metals (ICP/MS) (Continued)

Lab Sample ID: 680-247117-C-1-B MS — **Client Sample ID: Matrix Spike**
Matrix: Water — **Prep Type: Total Recoverable**
Analysis Batch: 824692 — **Prep Batch: 824449**

Analyte	Sample Result	Sample Qualifier	Spike Added	MS Result	MS Qualifier	Unit	D	%Rec	%Rec Limits
Lead	<0.00021		0.500	0.507		mg/L		101	75 - 125
Lithium	0.022		0.500	0.552		mg/L		106	75 - 125
Magnesium	23		5.00	27.6	4	mg/L		89	75 - 125
Manganese	0.10		0.400	0.508		mg/L		101	75 - 125
Molybdenum	<0.00086		0.100	0.114		mg/L		114	75 - 125
Potassium	3.3		7.00	10.6		mg/L		103	75 - 125
Selenium	<0.00099		0.100	0.0974		mg/L		97	75 - 125
Sodium	69		5.03	71.3	4	mg/L		52	75 - 125
Thallium	<0.00026		0.0500	0.0561		mg/L		112	75 - 125

Lab Sample ID: 680-247117-C-1-C MSD — **Client Sample ID: Matrix Spike Duplicate**
Matrix: Water — **Prep Type: Total Recoverable**
Analysis Batch: 824692 — **Prep Batch: 824449**

Analyte	Sample Result	Sample Qualifier	Spike Added	MSD Result	MSD Qualifier	Unit	D	%Rec	%Rec Limits	RPD	RPD Limit
Antimony	<0.00034		0.0500	0.0553		mg/L		111	75 - 125	4	20
Arsenic	<0.00086		0.100	0.104		mg/L		104	75 - 125	0	20
Barium	0.26	B	0.100	0.363		mg/L		105	75 - 125	3	20
Beryllium	<0.00020		0.0500	0.0537		mg/L		107	75 - 125	2	20
Boron	0.29		0.400	0.668		mg/L		93	75 - 125	5	20
Cadmium	<0.000078		0.0500	0.0562		mg/L		112	75 - 125	1	20
Calcium	110		5.00	111	4	mg/L		-22	75 - 125	0	20
Chromium	<0.0012		0.100	0.114		mg/L		114	75 - 125	4	20
Cobalt	<0.00022		0.0500	0.0571		mg/L		114	75 - 125	4	20
Iron	1.1		4.99	6.15		mg/L		101	75 - 125	0	20
Lead	<0.00021		0.500	0.523		mg/L		105	75 - 125	3	20
Lithium	0.022		0.500	0.565		mg/L		108	75 - 125	2	20
Magnesium	23		5.00	26.9	4	mg/L		75	75 - 125	3	20
Manganese	0.10		0.400	0.509		mg/L		102	75 - 125	0	20
Molybdenum	<0.00086		0.100	0.110		mg/L		110	75 - 125	3	20
Potassium	3.3		7.00	10.6		mg/L		104	75 - 125	1	20
Selenium	<0.00099		0.100	0.0976		mg/L		98	75 - 125	0	20
Sodium	69		5.03	69.4	4	mg/L		15	75 - 125	3	20
Thallium	<0.00026		0.0500	0.0584		mg/L		117	75 - 125	4	20

Method: 7470A - Mercury (CVAA)

Lab Sample ID: MB 680-825198/1-A — **Client Sample ID: Method Blank**
Matrix: Water — **Prep Type: Total/NA**
Analysis Batch: 825433 — **Prep Batch: 825198**

Analyte	MB Result	MB Qualifier	RL	MDL	Unit	D	Prepared	Analyzed	Dil Fac
Mercury	<0.000080		0.00020	0.000080	mg/L		02/29/24 12:33	02/29/24 17:00	1

Lab Sample ID: LCS 680-825198/2-A — **Client Sample ID: Lab Control Sample**
Matrix: Water — **Prep Type: Total/NA**
Analysis Batch: 825433 — **Prep Batch: 825198**

Analyte	Spike Added	LCS Result	LCS Qualifier	Unit	D	%Rec	%Rec Limits
Mercury	0.00250	0.00242		mg/L		97	80 - 120

QC Sample Results

Client: Southern Company
Project/Site: CCR - Plant Scherer Ash Pond

Job ID: 680-247129-1

Method: 7470A - Mercury (CVAA)

Lab Sample ID: 680-247150-B-9-C MS — **Client Sample ID: Matrix Spike**
Matrix: Water — **Prep Type: Total/NA**
Analysis Batch: 825433 — **Prep Batch: 825198**

Analyte	Sample Result	Sample Qualifier	Spike Added	MS Result	MS Qualifier	Unit	D	%Rec	%Rec Limits		
Mercury	<0.000080		0.00100	0.000941		mg/L		94	80 - 120		

Lab Sample ID: 680-247150-B-9-D MSD — **Client Sample ID: Matrix Spike Duplicate**
Matrix: Water — **Prep Type: Total/NA**
Analysis Batch: 825433 — **Prep Batch: 825198**

Analyte	Sample Result	Sample Qualifier	Spike Added	MSD Result	MSD Qualifier	Unit	D	%Rec	%Rec Limits	RPD	RPD Limit
Mercury	<0.000080		0.00100	0.000877		mg/L		88	80 - 120	7	20

Method: 2320B-2011 - Alkalinity, Total

Lab Sample ID: MB 680-825231/4 — **Client Sample ID: Method Blank**
Matrix: Water — **Prep Type: Total/NA**
Analysis Batch: 825231

Analyte	MB Result	MB Qualifier	RL	MDL	Unit	D	Prepared	Analyzed	Dil Fac
Total Alkalinity as CaCO3 to pH 4.5	<2.2		5.0	2.2	mg/L			02/28/24 10:38	1
Bicarbonate Alkalinity as CaCO3	<5.0		5.0	5.0	mg/L			02/28/24 10:38	1
Carbonate Alkalinity as CaCO3	<5.0		5.0	5.0	mg/L			02/28/24 10:38	1

Lab Sample ID: LCS 680-825231/6 — **Client Sample ID: Lab Control Sample**
Matrix: Water — **Prep Type: Total/NA**
Analysis Batch: 825231

Analyte			Spike Added	LCS Result	LCS Qualifier	Unit	D	%Rec	%Rec Limits		
Total Alkalinity as CaCO3 to pH 4.5			250	249		mg/L		99	90 - 112		

Lab Sample ID: LCSD 680-825231/31 — **Client Sample ID: Lab Control Sample Dup**
Matrix: Water — **Prep Type: Total/NA**
Analysis Batch: 825231

Analyte			Spike Added	LCSD Result	LCSD Qualifier	Unit	D	%Rec	%Rec Limits	RPD	RPD Limit
Total Alkalinity as CaCO3 to pH 4.5			250	252		mg/L		101	90 - 112	1	30

Lab Sample ID: 680-247039-D-1 DU — **Client Sample ID: Duplicate**
Matrix: Water — **Prep Type: Total/NA**
Analysis Batch: 825231

Analyte	Sample Result	Sample Qualifier		DU Result	DU Qualifier	Unit	D			RPD	RPD Limit
Total Alkalinity as CaCO3 to pH 4.5	620			623		mg/L				0	30
Bicarbonate Alkalinity as CaCO3	620			623		mg/L				0	30
Carbonate Alkalinity as CaCO3	<5.0			<5.0		mg/L				NC	30

Method: 2320B-2011 - Alkalinity, Total (Continued)

Lab Sample ID: 680-247074-C-4 DU — **Client Sample ID: Duplicate**
Matrix: Water — **Prep Type: Total/NA**
Analysis Batch: 825231

Analyte	Sample Result	Sample Qualifier		DU Result	DU Qualifier	Unit	D			RPD	RPD Limit
Total Alkalinity as CaCO3 to pH 4.5	57			51.4		mg/L				10	30
Bicarbonate Alkalinity as CaCO3	57			51.4		mg/L				10	30
Carbonate Alkalinity as CaCO3	<5.0			<5.0		mg/L				NC	30

Method: 2540C-2011 - Total Dissolved Solids (Dried at 180 °C)

Lab Sample ID: MB 680-824971/1 — **Client Sample ID: Method Blank**
Matrix: Water — **Prep Type: Total/NA**
Analysis Batch: 824971

Analyte	MB Result	MB Qualifier	RL	MDL	Unit	D	Prepared	Analyzed	Dil Fac
Total Dissolved Solids	<10		10	10	mg/L			02/28/24 10:43	1

Lab Sample ID: LCS 680-824971/2 — **Client Sample ID: Lab Control Sample**
Matrix: Water — **Prep Type: Total/NA**
Analysis Batch: 824971

Analyte			Spike Added	LCS Result	LCS Qualifier	Unit	D	%Rec	%Rec Limits		
Total Dissolved Solids			2410	2420		mg/L		100	80 - 120		

Lab Sample ID: LCSD 680-824971/3 — **Client Sample ID: Lab Control Sample Dup**
Matrix: Water — **Prep Type: Total/NA**
Analysis Batch: 824971

Analyte			Spike Added	LCSD Result	LCSD Qualifier	Unit	D	%Rec	%Rec Limits	RPD	RPD Limit
Total Dissolved Solids			2410	2420		mg/L		100	80 - 120	0	25

Lab Sample ID: 680-247168-C-1 DU — **Client Sample ID: Duplicate**
Matrix: Water — **Prep Type: Total/NA**
Analysis Batch: 824971

Analyte	Sample Result	Sample Qualifier		DU Result	DU Qualifier	Unit	D			RPD	RPD Limit
Total Dissolved Solids	370			340	F3	mg/L				7	5

Lab Sample ID: 680-247203-C-3 DU — **Client Sample ID: Duplicate**
Matrix: Water — **Prep Type: Total/NA**
Analysis Batch: 824971

Analyte	Sample Result	Sample Qualifier		DU Result	DU Qualifier	Unit	D			RPD	RPD Limit
Total Dissolved Solids	490			494		mg/L				1	5

Method: 9034 - Sulfide, Acid Soluble and Insoluble (Titrimetric)

Lab Sample ID: MB 680-824987/1-A — **Client Sample ID: Method Blank**
Matrix: Water — **Prep Type: Total/NA**
Analysis Batch: 825011 — **Prep Batch: 824987**

Analyte	MB Result	MB Qualifier	RL	MDL	Unit	D	Prepared	Analyzed	Dil Fac
Sulfide	<10		10	10	mg/L		02/28/24 11:00	02/28/24 13:43	1

Method: 9034 - Sulfide, Acid Soluble and Insoluble (Titrimetric) (Continued)

Lab Sample ID: LCS 680-824987/2-A — **Client Sample ID: Lab Control Sample**
Matrix: Water — **Prep Type: Total/NA**
Analysis Batch: 825011 — **Prep Batch: 824987**

Analyte			Spike Added	LCS Result	LCS Qualifier	Unit	D	%Rec	%Rec Limits		
Sulfide			208	125		mg/L		60	50 - 150		

Lab Sample ID: LCSD 680-824987/3-A — **Client Sample ID: Lab Control Sample Dup**
Matrix: Water — **Prep Type: Total/NA**
Analysis Batch: 825011 — **Prep Batch: 824987**

Analyte			Spike Added	LCSD Result	LCSD Qualifier	Unit	D	%Rec	%Rec Limits	RPD	RPD Limit
Sulfide			208	119		mg/L		57	50 - 150	5	50

Lab Sample ID: 680-247129-2 MS — **Client Sample ID: SCH-SGWC-12**
Matrix: Water — **Prep Type: Total/NA**
Analysis Batch: 825011 — **Prep Batch: 824987**

Analyte	Sample Result	Sample Qualifier	Spike Added	MS Result	MS Qualifier	Unit	D	%Rec	%Rec Limits		
Sulfide	<10		208	136		mg/L		65	50 - 150		

Lab Sample ID: 680-247129-2 MSD — **Client Sample ID: SCH-SGWC-12**
Matrix: Water — **Prep Type: Total/NA**
Analysis Batch: 825011 — **Prep Batch: 824987**

Analyte	Sample Result	Sample Qualifier	Spike Added	MSD Result	MSD Qualifier	Unit	D	%Rec	%Rec Limits	RPD	RPD Limit
Sulfide	<10		208	128		mg/L		61	50 - 150	6	50

Lab Sample ID: 680-247129-1 DU — **Client Sample ID: SCH-SGWC-10**
Matrix: Water — **Prep Type: Total/NA**
Analysis Batch: 825011 — **Prep Batch: 824987**

Analyte	Sample Result	Sample Qualifier		DU Result	DU Qualifier	Unit	D			RPD	RPD Limit
Sulfide	<10			<10		mg/L				NC	50

QC Association Summary

Client: Southern Company
Project/Site: CCR - Plant Scherer Ash Pond

Job ID: 680-247129-1

HPLC/IC

Analysis Batch: 78938

Lab Sample ID	Client Sample ID	Prep Type	Matrix	Method	Prep Batch
680-247129-1	SCH-SGWC-10	Total/NA	Water	300.0	
680-247129-2	SCH-SGWC-12	Total/NA	Water	300.0	
680-247129-3	SCH-SGWC-11	Total/NA	Water	300.0	
680-247129-4	SCH-AP1-FD-2	Total/NA	Water	300.0	
680-247129-5	SCH-SGWC-13	Total/NA	Water	300.0	
MB 670-78938/11	Method Blank	Total/NA	Water	300.0	
LCS 670-78938/9	Lab Control Sample	Total/NA	Water	300.0	
LCSD 670-78938/10	Lab Control Sample Dup	Total/NA	Water	300.0	
680-247026-H-10 MS	Matrix Spike	Total/NA	Water	300.0	
680-247026-H-10 MSD	Matrix Spike Duplicate	Total/NA	Water	300.0	

Metals

Prep Batch: 824448

Lab Sample ID	Client Sample ID	Prep Type	Matrix	Method	Prep Batch
680-247129-4	SCH-AP1-FD-2	Total Recoverable	Water	3005A	
MB 680-824448/1-A	Method Blank	Total Recoverable	Water	3005A	
LCS 680-824448/2-A	Lab Control Sample	Total Recoverable	Water	3005A	
680-247136-A-14-B MS	Matrix Spike	Total Recoverable	Water	3005A	
680-247136-A-14-C MSD	Matrix Spike Duplicate	Total Recoverable	Water	3005A	

Prep Batch: 824449

Lab Sample ID	Client Sample ID	Prep Type	Matrix	Method	Prep Batch
680-247129-1	SCH-SGWC-10	Total Recoverable	Water	3005A	
680-247129-2	SCH-SGWC-12	Total Recoverable	Water	3005A	
680-247129-3	SCH-SGWC-11	Total Recoverable	Water	3005A	
680-247129-5	SCH-SGWC-13	Total Recoverable	Water	3005A	
MB 680-824449/1-A	Method Blank	Total Recoverable	Water	3005A	
LCS 680-824449/2-A	Lab Control Sample	Total Recoverable	Water	3005A	
680-247117-C-1-B MS	Matrix Spike	Total Recoverable	Water	3005A	
680-247117-C-1-C MSD	Matrix Spike Duplicate	Total Recoverable	Water	3005A	

Analysis Batch: 824692

Lab Sample ID	Client Sample ID	Prep Type	Matrix	Method	Prep Batch
680-247129-1	SCH-SGWC-10	Total Recoverable	Water	6020B	824449
680-247129-2	SCH-SGWC-12	Total Recoverable	Water	6020B	824449
680-247129-3	SCH-SGWC-11	Total Recoverable	Water	6020B	824449
680-247129-4	SCH-AP1-FD-2	Total Recoverable	Water	6020B	824448
680-247129-5	SCH-SGWC-13	Total Recoverable	Water	6020B	824449
MB 680-824448/1-A	Method Blank	Total Recoverable	Water	6020B	824448
MB 680-824449/1-A	Method Blank	Total Recoverable	Water	6020B	824449
LCS 680-824448/2-A	Lab Control Sample	Total Recoverable	Water	6020B	824448
LCS 680-824449/2-A	Lab Control Sample	Total Recoverable	Water	6020B	824449
680-247117-C-1-B MS	Matrix Spike	Total Recoverable	Water	6020B	824449
680-247117-C-1-C MSD	Matrix Spike Duplicate	Total Recoverable	Water	6020B	824449
680-247136-A-14-B MS	Matrix Spike	Total Recoverable	Water	6020B	824448
680-247136-A-14-C MSD	Matrix Spike Duplicate	Total Recoverable	Water	6020B	824448

Analysis Batch: 824936

Lab Sample ID	Client Sample ID	Prep Type	Matrix	Method	Prep Batch
680-247129-4	SCH-AP1-FD-2	Total Recoverable	Water	6020B	824448

Metals (Continued)

Analysis Batch: 824936 (Continued)

Lab Sample ID	Client Sample ID	Prep Type	Matrix	Method	Prep Batch
MB 680-824448/1-A	Method Blank	Total Recoverable	Water	6020B	824448
LCS 680-824448/2-A	Lab Control Sample	Total Recoverable	Water	6020B	824448
680-247136-A-14-B MS	Matrix Spike	Total Recoverable	Water	6020B	824448
680-247136-A-14-C MSD	Matrix Spike Duplicate	Total Recoverable	Water	6020B	824448

Prep Batch: 825198

Lab Sample ID	Client Sample ID	Prep Type	Matrix	Method	Prep Batch
680-247129-1	SCH-SGWC-10	Total/NA	Water	7470A	
680-247129-2	SCH-SGWC-12	Total/NA	Water	7470A	
680-247129-3	SCH-SGWC-11	Total/NA	Water	7470A	
680-247129-4	SCH-AP1-FD-2	Total/NA	Water	7470A	
680-247129-5	SCH-SGWC-13	Total/NA	Water	7470A	
MB 680-825198/1-A	Method Blank	Total/NA	Water	7470A	
LCS 680-825198/2-A	Lab Control Sample	Total/NA	Water	7470A	
680-247150-B-9-C MS	Matrix Spike	Total/NA	Water	7470A	
680-247150-B-9-D MSD	Matrix Spike Duplicate	Total/NA	Water	7470A	

Analysis Batch: 825433

Lab Sample ID	Client Sample ID	Prep Type	Matrix	Method	Prep Batch
680-247129-1	SCH-SGWC-10	Total/NA	Water	7470A	825198
680-247129-2	SCH-SGWC-12	Total/NA	Water	7470A	825198
680-247129-3	SCH-SGWC-11	Total/NA	Water	7470A	825198
680-247129-4	SCH-AP1-FD-2	Total/NA	Water	7470A	825198
680-247129-5	SCH-SGWC-13	Total/NA	Water	7470A	825198
MB 680-825198/1-A	Method Blank	Total/NA	Water	7470A	825198
LCS 680-825198/2-A	Lab Control Sample	Total/NA	Water	7470A	825198
680-247150-B-9-C MS	Matrix Spike	Total/NA	Water	7470A	825198
680-247150-B-9-D MSD	Matrix Spike Duplicate	Total/NA	Water	7470A	825198

General Chemistry

Analysis Batch: 824971

Lab Sample ID	Client Sample ID	Prep Type	Matrix	Method	Prep Batch
680-247129-1	SCH-SGWC-10	Total/NA	Water	2540C-2011	
680-247129-2	SCH-SGWC-12	Total/NA	Water	2540C-2011	
680-247129-3	SCH-SGWC-11	Total/NA	Water	2540C-2011	
680-247129-4	SCH-AP1-FD-2	Total/NA	Water	2540C-2011	
680-247129-5	SCH-SGWC-13	Total/NA	Water	2540C-2011	
MB 680-824971/1	Method Blank	Total/NA	Water	2540C-2011	
LCS 680-824971/2	Lab Control Sample	Total/NA	Water	2540C-2011	
LCSD 680-824971/3	Lab Control Sample Dup	Total/NA	Water	2540C-2011	
680-247168-C-1 DU	Duplicate	Total/NA	Water	2540C-2011	
680-247203-C-3 DU	Duplicate	Total/NA	Water	2540C-2011	

Prep Batch: 824987

Lab Sample ID	Client Sample ID	Prep Type	Matrix	Method	Prep Batch
680-247129-1	SCH-SGWC-10	Total/NA	Water	9030B	
680-247129-2	SCH-SGWC-12	Total/NA	Water	9030B	
680-247129-3	SCH-SGWC-11	Total/NA	Water	9030B	
680-247129-4	SCH-AP1-FD-2	Total/NA	Water	9030B	
680-247129-5	SCH-SGWC-13	Total/NA	Water	9030B	

General Chemistry (Continued)

Prep Batch: 824987 (Continued)

Lab Sample ID	Client Sample ID	Prep Type	Matrix	Method	Prep Batch
MB 680-824987/1-A	Method Blank	Total/NA	Water	9030B	
LCS 680-824987/2-A	Lab Control Sample	Total/NA	Water	9030B	
LCSD 680-824987/3-A	Lab Control Sample Dup	Total/NA	Water	9030B	
680-247129-2 MS	SCH-SGWC-12	Total/NA	Water	9030B	
680-247129-2 MSD	SCH-SGWC-12	Total/NA	Water	9030B	
680-247129-1 DU	SCH-SGWC-10	Total/NA	Water	9030B	

Analysis Batch: 825011

Lab Sample ID	Client Sample ID	Prep Type	Matrix	Method	Prep Batch
680-247129-1	SCH-SGWC-10	Total/NA	Water	9034	824987
680-247129-2	SCH-SGWC-12	Total/NA	Water	9034	824987
680-247129-3	SCH-SGWC-11	Total/NA	Water	9034	824987
680-247129-4	SCH-AP1-FD-2	Total/NA	Water	9034	824987
680-247129-5	SCH-SGWC-13	Total/NA	Water	9034	824987
MB 680-824987/1-A	Method Blank	Total/NA	Water	9034	824987
LCS 680-824987/2-A	Lab Control Sample	Total/NA	Water	9034	824987
LCSD 680-824987/3-A	Lab Control Sample Dup	Total/NA	Water	9034	824987
680-247129-2 MS	SCH-SGWC-12	Total/NA	Water	9034	824987
680-247129-2 MSD	SCH-SGWC-12	Total/NA	Water	9034	824987
680-247129-1 DU	SCH-SGWC-10	Total/NA	Water	9034	824987

Analysis Batch: 825231

Lab Sample ID	Client Sample ID	Prep Type	Matrix	Method	Prep Batch
680-247129-1	SCH-SGWC-10	Total/NA	Water	2320B-2011	
680-247129-2	SCH-SGWC-12	Total/NA	Water	2320B-2011	
680-247129-3	SCH-SGWC-11	Total/NA	Water	2320B-2011	
680-247129-4	SCH-AP1-FD-2	Total/NA	Water	2320B-2011	
680-247129-5	SCH-SGWC-13	Total/NA	Water	2320B-2011	
MB 680-825231/4	Method Blank	Total/NA	Water	2320B-2011	
LCS 680-825231/6	Lab Control Sample	Total/NA	Water	2320B-2011	
LCSD 680-825231/31	Lab Control Sample Dup	Total/NA	Water	2320B-2011	
680-247039-D-1 DU	Duplicate	Total/NA	Water	2320B-2011	
680-247074-C-4 DU	Duplicate	Total/NA	Water	2320B-2011	

Lab Chronicle

Client: Southern Company
Project/Site: CCR - Plant Scherer Ash Pond

Job ID: 680-247129-1

Client Sample ID: SCH-SGWC-10

Lab Sample ID: 680-247129-1
Date Collected: 02/23/24 09:00
Matrix: Water
Date Received: 02/24/24 09:52

Prep Type	Batch Type	Batch Method	Run	Dil Factor	Initial Amount	Final Amount	Batch Number	Prepared or Analyzed	Analyst	Lab
Total/NA	Analysis	300.0		1	0 mL	1.0 mL	78938	03/04/24 21:39	KS	EET ORL
	Instrument ID:	IC_001								
Total Recoverable	Prep	3005A			25 mL	125 mL	824449	02/26/24 07:59	RR	EET SAV
Total Recoverable	Analysis	6020B		1			824692	02/26/24 18:38	BWR	EET SAV
	Instrument ID:	ICPMSD								
Total/NA	Prep	7470A			50 mL	50 mL	825198	02/29/24 12:33	DW	EET SAV
Total/NA	Analysis	7470A		1			825433	02/29/24 17:43	DW	EET SAV
	Instrument ID:	QuickTrace2								
Total/NA	Analysis	2320B-2011		1			825231	02/28/24 12:24	PG	EET SAV
	Instrument ID:	MANTECH 2								
Total/NA	Analysis	2540C-2011		1	200 mL	200 mL	824971	02/28/24 10:43	PG	EET SAV
	Instrument ID:	NOEQUIP								
Total/NA	Prep	9030B			6 mL	6 mL	824987	02/28/24 11:00	JAS	EET SAV
Total/NA	Analysis	9034		1	6 mL	6 mL	825011	02/28/24 13:43	JAS	EET SAV
	Instrument ID:	NoEquip								

Client Sample ID: SCH-SGWC-12

Lab Sample ID: 680-247129-2
Date Collected: 02/23/24 09:22
Matrix: Water
Date Received: 02/24/24 09:52

Prep Type	Batch Type	Batch Method	Run	Dil Factor	Initial Amount	Final Amount	Batch Number	Prepared or Analyzed	Analyst	Lab
Total/NA	Analysis	300.0		2	0 mL	1.0 mL	78938	03/04/24 21:55	KS	EET ORL
	Instrument ID:	IC_001								
Total Recoverable	Prep	3005A			25 mL	125 mL	824449	02/26/24 07:59	RR	EET SAV
Total Recoverable	Analysis	6020B		1			824692	02/26/24 18:35	BWR	EET SAV
	Instrument ID:	ICPMSD								
Total/NA	Prep	7470A			50 mL	50 mL	825198	02/29/24 12:33	DW	EET SAV
Total/NA	Analysis	7470A		1			825433	02/29/24 17:49	DW	EET SAV
	Instrument ID:	QuickTrace2								
Total/NA	Analysis	2320B-2011		1			825231	02/28/24 12:33	PG	EET SAV
	Instrument ID:	MANTECH 2								
Total/NA	Analysis	2540C-2011		1	50 mL	200 mL	824971	02/28/24 10:43	PG	EET SAV
	Instrument ID:	NOEQUIP								
Total/NA	Prep	9030B			6 mL	6 mL	824987	02/28/24 11:00	JAS	EET SAV
Total/NA	Analysis	9034		1	6 mL	6 mL	825011	02/28/24 13:43	JAS	EET SAV
	Instrument ID:	NoEquip								

Client Sample ID: SCH-SGWC-11

Lab Sample ID: 680-247129-3
Date Collected: 02/23/24 09:28
Matrix: Water
Date Received: 02/24/24 09:52

Prep Type	Batch Type	Batch Method	Run	Dil Factor	Initial Amount	Final Amount	Batch Number	Prepared or Analyzed	Analyst	Lab
Total/NA	Analysis	300.0		1	0 mL	1.0 mL	78938	03/04/24 22:11	KS	EET ORL
	Instrument ID:	IC_001								

Lab Chronicle

Client: Southern Company
Project/Site: CCR - Plant Scherer Ash Pond

Job ID: 680-247129-1

Client Sample ID: SCH-SGWC-11

Lab Sample ID: 680-247129-3
Date Collected: 02/23/24 09:28
Matrix: Water
Date Received: 02/24/24 09:52

Prep Type	Batch Type	Batch Method	Run	Dil Factor	Initial Amount	Final Amount	Batch Number	Prepared or Analyzed	Analyst	Lab
Total Recoverable	Prep	3005A			25 mL	125 mL	824449	02/26/24 07:59	RR	EET SAV
Total Recoverable	Analysis	6020B		1			824692	02/26/24 18:32	BWR	EET SAV
	Instrument ID:	ICPMSD								
Total/NA	Prep	7470A			50 mL	50 mL	825198	02/29/24 12:33	DW	EET SAV
Total/NA	Analysis	7470A		1			825433	02/29/24 17:51	DW	EET SAV
	Instrument ID:	QuickTrace2								
Total/NA	Analysis	2320B-2011		1			825231	02/28/24 13:51	PG	EET SAV
	Instrument ID:	MANTECH 2								
Total/NA	Analysis	2540C-2011		1	200 mL	200 mL	824971	02/28/24 10:43	PG	EET SAV
	Instrument ID:	NOEQUIP								
Total/NA	Prep	9030B			6 mL	6 mL	824987	02/28/24 11:00	JAS	EET SAV
Total/NA	Analysis	9034		1	6 mL	6 mL	825011	02/28/24 13:43	JAS	EET SAV
	Instrument ID:	NoEquip								

Client Sample ID: SCH-AP1-FD-2

Lab Sample ID: 680-247129-4
Date Collected: 02/23/24 00:00
Matrix: Water
Date Received: 02/24/24 09:52

Prep Type	Batch Type	Batch Method	Run	Dil Factor	Initial Amount	Final Amount	Batch Number	Prepared or Analyzed	Analyst	Lab
Total/NA	Analysis	300.0		1	0 mL	1.0 mL	78938	03/04/24 22:27	KS	EET ORL
	Instrument ID:	IC_001								
Total Recoverable	Prep	3005A			25 mL	125 mL	824448	02/26/24 07:59	RR	EET SAV
Total Recoverable	Analysis	6020B		1			824692	02/26/24 16:44	BWR	EET SAV
	Instrument ID:	ICPMSD								
Total Recoverable	Prep	3005A			25 mL	125 mL	824448	02/26/24 07:59	RR	EET SAV
Total Recoverable	Analysis	6020B		1			824936	02/27/24 15:47	BWR	EET SAV
	Instrument ID:	ICPMSD								
Total/NA	Prep	7470A			50 mL	50 mL	825198	02/29/24 12:33	DW	EET SAV
Total/NA	Analysis	7470A		1			825433	02/29/24 17:53	DW	EET SAV
	Instrument ID:	QuickTrace2								
Total/NA	Analysis	2320B-2011		1			825231	02/28/24 14:24	PG	EET SAV
	Instrument ID:	MANTECH 2								
Total/NA	Analysis	2540C-2011		1	200 mL	200 mL	824971	02/28/24 10:43	PG	EET SAV
	Instrument ID:	NOEQUIP								
Total/NA	Prep	9030B			6 mL	6 mL	824987	02/28/24 11:00	JAS	EET SAV
Total/NA	Analysis	9034		1	6 mL	6 mL	825011	02/28/24 13:43	JAS	EET SAV
	Instrument ID:	NoEquip								

Client Sample ID: SCH-SGWC-13

Lab Sample ID: 680-247129-5
Date Collected: 02/23/24 10:40
Matrix: Water
Date Received: 02/24/24 09:52

Prep Type	Batch Type	Batch Method	Run	Dil Factor	Initial Amount	Final Amount	Batch Number	Prepared or Analyzed	Analyst	Lab
Total/NA	Analysis	300.0		2	0 mL	1.0 mL	78938	03/04/24 22:43	KS	EET ORL
	Instrument ID:	IC_001								

Lab Chronicle

Client: Southern Company
Project/Site: CCR - Plant Scherer Ash Pond

Job ID: 680-247129-1

Client Sample ID: SCH-SGWC-13

Date Collected: 02/23/24 10:40
Date Received: 02/24/24 09:52

Lab Sample ID: 680-247129-5

Matrix: Water

Prep Type	Batch Type	Batch Method	Run	Dil Factor	Initial Amount	Final Amount	Batch Number	Prepared or Analyzed	Analyst	Lab
Total Recoverable	Prep	3005A			25 mL	125 mL	824449	02/26/24 07:59	RR	EET SAV
Total Recoverable	Analysis	6020B		1			824692	02/26/24 18:41	BWR	EET SAV
	Instrument ID:	ICPMSD								
Total/NA	Prep	7470A			50 mL	50 mL	825198	02/29/24 12:33	DW	EET SAV
Total/NA	Analysis	7470A		1			825433	02/29/24 17:55	DW	EET SAV
	Instrument ID:	QuickTrace2								
Total/NA	Analysis	2320B-2011		1			825231	02/28/24 14:17	PG	EET SAV
	Instrument ID:	MANTECH 2								
Total/NA	Analysis	2540C-2011		1	50 mL	200 mL	824971	02/28/24 10:43	PG	EET SAV
	Instrument ID:	NOEQUIP								
Total/NA	Prep	9030B			6 mL	6 mL	824987	02/28/24 11:00	JAS	EET SAV
Total/NA	Analysis	9034		1	6 mL	6 mL	825011	02/28/24 13:43	JAS	EET SAV
	Instrument ID:	NoEquip								

Laboratory References:

EET ORL = Eurofins Orlando, 481 Newburyport Avenue, Altamonte Springs, FL 32701, TEL (407)339-5984

EET SAV = Eurofins Savannah, 5102 LaRoche Avenue, Savannah, GA 31404, TEL (912)354-7858

Accreditation/Certification Summary

Client: Southern Company
Project/Site: CCR - Plant Scherer Ash Pond

Job ID: 680-247129-1

Laboratory: Eurofins Savannah

The accreditations/certifications listed below are applicable to this report.

Authority	Program	Identification Number	Expiration Date
Florida	NELAP	E87052	06-30-24
Georgia	State	E87052	06-30-24

Laboratory: Eurofins Orlando

All accreditations/certifications held by this laboratory are listed. Not all accreditations/certifications are applicable to this report.

Authority	Program	Identification Number	Expiration Date
Alabama	State	42800	06-30-24
Arkansas (DW)	State	FL00091	06-30-24
Florida	NELAP	E83018	06-30-24
Georgia (DW)	State	C055	06-30-24
Louisiana (All)	NELAP	239316	06-30-24
Louisiana (DW)	State	LA039	05-24-24
Mississippi	State	MS00007	06-30-24
New Mexico	State	FL00091	06-30-24
North Carolina (DW)	State	12712	07-31-24
Tennessee	State	TN04930	06-30-24
Texas	NELAP	T104704571	02-28-25
Washington	State	C1089	10-19-24

Method Summary

Client: Southern Company
Project/Site: CCR - Plant Scherer Ash Pond

Job ID: 680-247129-1

Method	Method Description	Protocol	Laboratory
300.0	Anions, Ion Chromatography	EPA	EET ORL
6020B	Metals (ICP/MS)	SW846	EET SAV
7470A	Mercury (CVAA)	SW846	EET SAV
2320B-2011	Alkalinity, Total	SM	EET SAV
2540C-2011	Total Dissolved Solids (Dried at 180 °C)	SM	EET SAV
9034	Sulfide, Acid Soluble and Insoluble (Titrimetric)	SW846	EET SAV
3005A	Preparation, Total Recoverable or Dissolved Metals	SW846	EET SAV
7470A	Preparation, Mercury	SW846	EET SAV
9030B	Sulfide, Distillation (Acid Soluble and Insoluble)	SW846	EET SAV

Protocol References:

EPA = US Environmental Protection Agency

SM = "Standard Methods For The Examination Of Water And Wastewater"

SW846 = "Test Methods For Evaluating Solid Waste, Physical/Chemical Methods", Third Edition, November 1986 And Its Updates.

Laboratory References:

EET ORL = Eurofins Orlando, 481 Newburyport Avenue, Altamonte Springs, FL 32701, TEL (407)339-5984

EET SAV = Eurofins Savannah, 5102 LaRoche Avenue, Savannah, GA 31404, TEL (912)354-7858

Eurofins Savannah
5102 LaRoche Avenue
Savannah, GA 31404
Phone (912) 354-7858 Phone (912) 352-0165

Chain of Custody Record

eurofins | Environment Testing

244-ATLANTA

Client Information	Sampler(s): Mark Mann	Lab PM / Phone: David Fuller / 770-344-8986	Carrier Tracking No(s):	COC No:
Client Contact: Joju Abraham	Site-Project Manager / Phone: Dawn Prell / 248-536-5445	E-Mail: David.Fuller@et.eurofinsus.com	State of Origin: GA	Page: Page 1 of 1
Company: Southern Company				Job #:
Address: 241 Ralph McGill Blvd SE B10185	Due Date Requested:			
City: Atlanta	TAT Requested (business days): 2 weeks			
State, Zip: GA, 30308	Compliance Project: Δ Yes Δ No			
Phone:	Lab Project #: (DO NOT REMOVE) 68027798			
Email: JAbraham@southernco.com	Lab PO #: GPC82130-0003 / PO Line #1			
Project Name: CCR - Plant Scherer Ash Pond	Project #:			
Site:				

Analysis Requested

Preservation Codes:
A - HCL, B - NaOH, C - Zn Acetate, D - Nitric Acid, E - NaHSO4, F - MeOH, G - Amchlor, H - Ascorbic Acid, I - Ice, J - DI Water, K - EDTA, L - EDA
M - Hexane, N - None, O - AsNaO2, P - Na2O4S, Q - Na2SO3, R - Na2S2O3, S - H2SO4, T - TSP Dodecahydrate, U - Acetone, V - MCAA, W - pH 4-5, Y - Trizma, Z - other (specify)
Other:

Task_Code: SCH-CCR-ASSMT-2024S1

Special Instructions/Notes:

Sample Identification	Sample Date	Sample Time	Sample Type (C=Comp, G=grab)	Matrix (W=water, S=solid, O=waste/oil, BT=Tissue, A=Air)	Field Filtered Sample (Yes or No)	Perform MS/MSD (Yes or No)	300_ORGFM_28D - Chloride, Fluoride, Sulfate	2540C - Solids, Total Dissolved (TDS)	6020B - App III and IV w/ Fe, Mg, Mn, Na, K	7470A - App IV Mercury	9034 - Sulfide	2320B - Alkalinity, Total, Carb/Bicarb	9315_Ra226 - Radium 226	9320_Ra228 - Radium 228	Ra226Ra228_GFPC - Combined Radium 226 and 228					Total Number of containers	Special Instructions/Notes
			Preservation Code:				N	N	D	D	CB	N	D	D	D						
SCH-SGWC-10	2/23/24	9:00	G	WG	N	N	X	X	X	X	X	X	X	X	X					8	
SCH-SGWC-12	2/23/24	9:22	G	WG	N	N	X	X	X	X	X	X	X	X	X					8	
SCH-SGWC-11	2/23/24	9:28	G	WG	N	N	X	X	X	X	X	X	X	X	X					8	
SCH-AP1-FD-2	2/23/24	-	G	WG	N	N	X	X	X	X	X	X	X	X	X					8	
SCH-SGWC-13	2/23/24	10:40	G	WG	N	N	X	X	X	X	X	X	X	X	X					8	

680-247129 Chain of Custody

Possible Hazard Identification
☐ Non-Hazard ☐ Flammable ☐ Skin Irritant ☐ Poison B ☐ Unknown ☐ Radiological

Sample Disposal (A fee may be assessed if samples are retained longer than 1 month)
☐ Return To Client ☐ Disposal By Lab ☐ Archive For _____ Months

Deliverable Requested: I, II, III, IV, Other (specify)

Special Instructions/QC Requirements:

Empty Kit Relinquished by:	Date:	Time:	Method of Shipment:

Relinquished by	Date/Time	Company	Received by	Date/Time	Company
MARK MANN	02/23/24 1535	WSP		02/23/24 1535	Eurofins
	02/23/24 1600				
				2/24/24 0952	

Custody Seals Intact: Δ Yes Δ No
Custody Seal No.:
Cooler Temperature(s) °C and Other Remarks: 0.4/0.9

Ver: 01/16/2019

3/7/2024

Eurofins Savannah
5102 LaRoche Avenue
Savannah, GA 31404
Phone: 912-354-7858 Fax: 912-352-0165

Chain of Custody Record

eurofins | Environment Testing

Client Information (Sub Contract Lab)	Sampler:	Lab PM: Fuller, David	Carrier Tracking No(s):	COC No: 680-765080.1
Client Contact: Shipping/Receiving	Phone:	E-Mail: David.Fuller@et.eurofinsus.com	State of Origin: Georgia	Page: Page 1 of 1
Company: Eurofins Environment Testing Southeast,		Accreditations Required (See note): NELAP - Florida; State - Georgia		Job #: 680-247129-1
Address: 481 Newburyport Avenue, ,	Due Date Requested: 3/6/2024			
City: Altamonte Springs	TAT Requested (days):			
State, Zip: FL, 32701				
Phone: 407-339-5984(Tel) 407-260-6110(Fax)	PO #:			
Email:	WO #:			
Project Name: CCR - Plant Scherer Ash Pond	Project #: 68027798			
Site:	SSOW#:			

Analysis Requested

Preservation Codes:

A - HCL
B - NaOH
C - Zn Acetate
D - Nitric Acid
E - NaHSO4
F - MeOH
G - Amchlor
H - Ascorbic Acid
I - Ice
J - DI Water
K - EDTA
L - EDA
M - Hexane
N - None
O - AsNaO2
P - Na2O4S
Q - Na2SO3
R - Na2S2O3
S - H2SO4
T - TSP Dodecahydrate
U - Acetone
V - MCAA
W - pH 4-5
Y - Trizma
Z - other (specify)

Other:

Sample Identification - Client ID (Lab ID)	Sample Date	Sample Time	Sample Type (C=comp, G=grab)	Matrix (W=water, S=solid, O=waste/oil, BT=Tissue, A=Air)	Field Filtered Sample (Yes or No)	Perform MS/MSD (Yes or No)	300_ORGFM_28D/ Cl, Fl, SO4, Br	Total Number of containers	Special Instructions/Note:
			Preservation Code:						
SCH-SGWC-10 (680-247129-1)	2/23/24	09:00 Eastern		Water			X	1	
SCH-SGWC-12 (680-247129-2)	2/23/24	09:22 Eastern		Water			X	1	
SCH-SGWC-11 (680-247129-3)	2/23/24	09:28 Eastern		Water			X	1	
SCH-AP1-FD-2 (680-247129-4)	2/23/24	Eastern		Water			X	1	
SCH-SGWC-13 (680-247129-5)	2/23/24	10:40 Eastern		Water			X	1	

Note: Since laboratory accreditations are subject to change, Eurofins Environment Testing Southeast, LLC places the ownership of method, analyte & accreditation compliance upon our subcontract laboratories. This sample shipment is forwarded under chain-of-custody. If the laboratory does not currently maintain accreditation in the State of Origin listed above for analysis/tests/matrix being analyzed, the samples must be shipped back to the Eurofins Environment Testing Southeast, LLC laboratory or other instructions will be provided. Any changes to accreditation status should be brought to Eurofins Environment Testing Southeast, LLC attention immediately. If all requested accreditations are current to date, return the signed Chain of Custody attesting to said compliance to Eurofins Environment Testing Southeast, LLC.

Possible Hazard Identification *Unconfirmed*	***Sample Disposal (A fee may be assessed if samples are retained longer than 1 month)*** ☐ *Return To Client* ☐ *Disposal By Lab* ☐ *Archive For* _____ *Months*
Deliverable Requested: I, II, III, IV, Other (specify) Primary Deliverable Rank: 2	Special Instructions/QC Requirements:

Empty Kit Relinquished by:	Date:	Time:	Method of Shipment:

Relinquished by	Date/Time	Company	Received by	Date/Time	Company
[illegible]	3-1-24 1600	TI			
			[illegible]	3/2/24 930	

Custody Seals Intact: Δ Yes Δ No	Custody Seal No.:
Cooler Temperature(s) °C and Other Remarks:	1.8 / 1.8 5 26

Ver: 06/08/2021

Login Sample Receipt Checklist

Client: Southern Company

Job Number: 680-247129-1

Login Number: 247129

List Source: Eurofins Savannah

List Number: 1

Creator: Stewart, Rendaisha

Question	Answer	Comment
Radioactivity wasn't checked or is </= background as measured by a survey meter.	N/A	
The cooler's custody seal, if present, is intact.	True	
Sample custody seals, if present, are intact.	True	
The cooler or samples do not appear to have been compromised or tampered with.	True	
Samples were received on ice.	True	
Cooler Temperature is acceptable.	True	
Cooler Temperature is recorded.	True	
COC is present.	True	
COC is filled out in ink and legible.	True	
COC is filled out with all pertinent information.	True	
Is the Field Sampler's name present on COC?	True	
There are no discrepancies between the containers received and the COC.	True	
Samples are received within Holding Time (excluding tests with immediate HTs)	True	
Sample containers have legible labels.	True	
Containers are not broken or leaking.	True	
Sample collection date/times are provided.	True	
Appropriate sample containers are used.	True	
Sample bottles are completely filled.	True	
Sample Preservation Verified.	N/A	
There is sufficient vol. for all requested analyses, incl. any requested MS/MSDs	True	
Containers requiring zero headspace have no headspace or bubble is <6mm (1/4").	N/A	
Multiphasic samples are not present.	True	
Samples do not require splitting or compositing.	True	
Residual Chlorine Checked.	N/A	

Login Sample Receipt Checklist

Client: Southern Company

Job Number: 680-247129-1

Login Number: 247129
List Number: 3
Creator: Wehr, Alexander C

List Source: Eurofins Orlando
List Creation: 03/02/24 10:36 AM

Question	Answer	Comment
Radioactivity wasn't checked or is </= background as measured by a survey meter.	N/A	
The cooler's custody seal, if present, is intact.	True	
Sample custody seals, if present, are intact.	True	
The cooler or samples do not appear to have been compromised or tampered with.	True	
Samples were received on ice.	True	
Cooler Temperature is acceptable.	True	
Cooler Temperature is recorded.	True	
COC is present.	True	
COC is filled out in ink and legible.	True	
COC is filled out with all pertinent information.	True	
Is the Field Sampler's name present on COC?	True	
There are no discrepancies between the containers received and the COC.	True	
Samples are received within Holding Time (excluding tests with immediate HTs)	True	
Sample containers have legible labels.	True	
Containers are not broken or leaking.	True	
Sample collection date/times are provided.	True	
Appropriate sample containers are used.	True	
Sample bottles are completely filled.	True	
Sample Preservation Verified.	True	
There is sufficient vol. for all requested analyses, incl. any requested MS/MSDs	True	
Containers requiring zero headspace have no headspace or bubble is <6mm (1/4").	True	
Multiphasic samples are not present.	True	
Samples do not require splitting or compositing.	True	
Residual Chlorine Checked.	N/A	

eurofins | Environment Testing

ANALYTICAL REPORT

PREPARED FOR

Attn: Joju Abraham
Southern Company
241 Ralph McGill Blvd SE
B10185
Atlanta, Georgia 30308

Generated 3/5/2024 6:26:45 PM

JOB DESCRIPTION

CCR - Plant Scherer Ash Pond Assessment

JOB NUMBER

680-247135-1

Eurofins Savannah
5102 LaRoche Avenue
Savannah GA 31404

See page two for job notes and contact information.

my EOL

Eurofins Savannah

Job Notes

This report may not be reproduced except in full, and with written approval from the laboratory. The results relate only to the samples tested. For questions please contact the Project Manager at the e-mail address or telephone number listed on this page.

The test results in this report relate only to the samples as received by the laboratory and will meet all requirements of the methodology, with any exceptions noted. This report shall not be reproduced except in full, without the express written approval of the laboratory. All questions should be directed to the Eurofins Environment Testing Southeast, LLC Project Manager.

Authorization

Generated
3/5/2024 6:26:45 PM

Authorized for release by
David Fuller, Project Manager
David.Fuller@et.eurofinsus.com
(770)344-8986

Definitions/Glossary

Client: Southern Company
Job ID: 680-247135-1
Project/Site: CCR - Plant Scherer Ash Pond Assessment

Qualifiers

HPLC/IC

Qualifier	Qualifier Description
F1	MS and/or MSD recovery exceeds control limits.
J	Result is less than the RL but greater than or equal to the MDL and the concentration is an approximate value.

Metals

Qualifier	Qualifier Description
4	MS, MSD: The analyte present in the original sample is greater than 4 times the matrix spike concentration; therefore, control limits are not applicable.
J	Result is less than the RL but greater than or equal to the MDL and the concentration is an approximate value.

General Chemistry

Qualifier	Qualifier Description
F3	Duplicate RPD exceeds the control limit

Glossary

Abbreviation	These commonly used abbreviations may or may not be present in this report.
¤	Listed under the "D" column to designate that the result is reported on a dry weight basis
%R	Percent Recovery
CFL	Contains Free Liquid
CFU	Colony Forming Unit
CNF	Contains No Free Liquid
DER	Duplicate Error Ratio (normalized absolute difference)
Dil Fac	Dilution Factor
DL	Detection Limit (DoD/DOE)
DL, RA, RE, IN	Indicates a Dilution, Re-analysis, Re-extraction, or additional Initial metals/anion analysis of the sample
DLC	Decision Level Concentration (Radiochemistry)
EDL	Estimated Detection Limit (Dioxin)
LOD	Limit of Detection (DoD/DOE)
LOQ	Limit of Quantitation (DoD/DOE)
MCL	EPA recommended "Maximum Contaminant Level"
MDA	Minimum Detectable Activity (Radiochemistry)
MDC	Minimum Detectable Concentration (Radiochemistry)
MDL	Method Detection Limit
ML	Minimum Level (Dioxin)
MPN	Most Probable Number
MQL	Method Quantitation Limit
NC	Not Calculated
ND	Not Detected at the reporting limit (or MDL or EDL if shown)
NEG	Negative / Absent
POS	Positive / Present
PQL	Practical Quantitation Limit
PRES	Presumptive
QC	Quality Control
RER	Relative Error Ratio (Radiochemistry)
RL	Reporting Limit or Requested Limit (Radiochemistry)
RPD	Relative Percent Difference, a measure of the relative difference between two points
TEF	Toxicity Equivalent Factor (Dioxin)
TEQ	Toxicity Equivalent Quotient (Dioxin)
TNTC	Too Numerous To Count

Sample Summary

Client: Southern Company
Project/Site: CCR - Plant Scherer Ash Pond Assessment

Job ID: 680-247135-1

Lab Sample ID	Client Sample ID	Matrix	Collected	Received
680-247135-1	SCH-PZ-69I	Water	02/23/24 10:36	02/24/24 09:52
680-247135-2	SCH-PZ-44I	Water	02/23/24 11:15	02/24/24 09:52

Job Narrative
680-247135-1

Analytical test results meet all requirements of the associated regulatory program listed on the Accreditation/Certification Summary Page unless otherwise noted under the individual analysis. Data qualifiers are applied to indicate exceptions. Noncompliant quality control (QC) is further explained in narrative comments.

- Matrix QC may not be reported if insufficient sample or site-specific QC samples were not submitted. In these situations, to demonstrate precision and accuracy at a batch level, a LCS/LCSD may be performed, unless otherwise specified in the method.
- Surrogate and/or isotope dilution analyte recoveries (if applicable) which are outside of the QC window are confirmed unless attributed to a dilution or otherwise noted in the narrative.

Receipt
The samples were received on 2/24/2024 9:52 AM. Unless otherwise noted below, the samples arrived in good condition, and, where required, properly preserved and on ice. The temperature of the cooler at receipt time was 2.4°C.

HPLC/IC
No additional analytical or quality issues were noted, other than those described above or in the Definitions/ Glossary page.

Metals
No additional analytical or quality issues were noted, other than those described above or in the Definitions/ Glossary page.

General Chemistry
Method 2540C: A lesser volume of sample was used for the following samples due to the nature of the sample matrix resulting in elevated reporting limits: SCH-PZ-69I (680-247135-1)

Method 2540C: The sample duplicate precision for the following sample associated with analytical batch 680-824971 was outside control limits: (680-247168-C-1 DU). The associated Laboratory Control Sample / Laboratory Control Sample Duplicate (LCS/LCSD) precision met acceptance criteria.

No additional analytical or quality issues were noted, other than those described above or in the Definitions/ Glossary page.

Client Sample Results

Client: Southern Company
Project/Site: CCR - Plant Scherer Ash Pond Assessment

Job ID: 680-247135-1

Client Sample ID: SCH-PZ-69I

Lab Sample ID: 680-247135-1
Date Collected: 02/23/24 10:36
Matrix: Water
Date Received: 02/24/24 09:52

Method: EPA 300.0 - Anions, Ion Chromatography

Analyte	Result	Qualifier	RL	MDL	Unit	D	Prepared	Analyzed	Dil Fac
Chloride	**9.7**		2.0	0.40	mg/L			03/05/24 06:07	2
Fluoride	<0.40		0.80	0.40	mg/L			03/05/24 06:07	2
Sulfate	**110**		2.0	1.0	mg/L			03/05/24 06:07	2

Method: SW846 6020B - Metals (ICP/MS) - Total Recoverable

Analyte	Result	Qualifier	RL	MDL	Unit	D	Prepared	Analyzed	Dil Fac
Antimony	<0.00034		0.0020	0.00034	mg/L		02/26/24 07:59	02/26/24 16:38	1
Arsenic	<0.00086		0.0010	0.00086	mg/L		02/26/24 07:59	02/26/24 16:38	1
Barium	**0.19**		0.010	0.00089	mg/L		02/26/24 07:59	02/26/24 16:38	1
Beryllium	<0.00020		0.0025	0.00020	mg/L		02/26/24 07:59	02/26/24 16:38	1
Boron	**0.49**		0.080	0.022	mg/L		02/26/24 07:59	02/26/24 16:38	1
Cadmium	<0.000078		0.0025	0.000078	mg/L		02/26/24 07:59	02/26/24 16:38	1
Calcium	**47**		0.50	0.14	mg/L		02/26/24 07:59	02/26/24 16:38	1
Chromium	<0.0012		0.0020	0.0012	mg/L		02/26/24 07:59	02/26/24 16:38	1
Cobalt	**0.0030**		0.0025	0.00022	mg/L		02/26/24 07:59	02/26/24 16:38	1
Iron	**1.5**		0.10	0.012	mg/L		02/26/24 07:59	02/26/24 16:38	1
Lead	<0.00021		0.0010	0.00021	mg/L		02/26/24 07:59	02/26/24 16:38	1
Lithium	<0.0020		0.0050	0.0020	mg/L		02/26/24 07:59	02/27/24 15:41	1
Magnesium	**12**		0.50	0.023	mg/L		02/26/24 07:59	02/26/24 16:38	1
Manganese	**1.3**		0.0050	0.0022	mg/L		02/26/24 07:59	02/26/24 16:38	1
Molybdenum	<0.00086		0.015	0.00086	mg/L		02/26/24 07:59	02/26/24 16:38	1
Potassium	**6.0**		0.50	0.044	mg/L		02/26/24 07:59	02/26/24 16:38	1
Selenium	<0.00099		0.0050	0.00099	mg/L		02/26/24 07:59	02/26/24 16:38	1
Sodium	**15**		0.50	0.20	mg/L		02/26/24 07:59	02/26/24 16:38	1
Thallium	<0.00026		0.0010	0.00026	mg/L		02/26/24 07:59	02/26/24 16:38	1

Method: SW846 7470A - Mercury (CVAA)

Analyte	Result	Qualifier	RL	MDL	Unit	D	Prepared	Analyzed	Dil Fac
Mercury	<0.000080		0.00020	0.000080	mg/L		03/01/24 09:22	03/01/24 15:17	1

General Chemistry

Analyte	Result	Qualifier	RL	MDL	Unit	D	Prepared	Analyzed	Dil Fac
Total Alkalinity as CaCO3 to pH 4.5 (SM 2320B-2011)	**95**		5.0	2.2	mg/L			02/28/24 14:08	1
Bicarbonate Alkalinity as CaCO3 (SM 2320B-2011)	**95**		5.0	5.0	mg/L			02/28/24 14:08	1
Carbonate Alkalinity as CaCO3 (SM 2320B-2011)	<5.0		5.0	5.0	mg/L			02/28/24 14:08	1
Total Dissolved Solids (SM 2540C-2011)	**280**		40	40	mg/L			02/28/24 10:43	1
Sulfide (SW846 9034)	<10		10	10	mg/L		02/29/24 11:20	02/29/24 13:36	1

Client Sample ID: SCH-PZ-44I

Lab Sample ID: 680-247135-2
Date Collected: 02/23/24 11:15
Matrix: Water
Date Received: 02/24/24 09:52

Method: EPA 300.0 - Anions, Ion Chromatography

Analyte	Result	Qualifier	RL	MDL	Unit	D	Prepared	Analyzed	Dil Fac
Chloride	**3.1**		1.0	0.20	mg/L			03/05/24 06:23	1
Fluoride	<0.20		0.40	0.20	mg/L			03/05/24 06:23	1
Sulfate	**0.55**	**J**	1.0	0.50	mg/L			03/05/24 06:23	1

Client Sample Results

Client: Southern Company
Project/Site: CCR - Plant Scherer Ash Pond Assessment

Job ID: 680-247135-1

Client Sample ID: SCH-PZ-44I

Date Collected: 02/23/24 11:15
Date Received: 02/24/24 09:52

Lab Sample ID: 680-247135-2

Matrix: Water

Method: SW846 6020B - Metals (ICP/MS) - Total Recoverable

Analyte	Result	Qualifier	RL	MDL	Unit	D	Prepared	Analyzed	Dil Fac
Antimony	<0.00034		0.0020	0.00034	mg/L		02/26/24 07:59	02/26/24 16:41	1
Arsenic	<0.00086		0.0010	0.00086	mg/L		02/26/24 07:59	02/26/24 16:41	1
Barium	**0.0090**	**J**	0.010	0.00089	mg/L		02/26/24 07:59	02/26/24 16:41	1
Beryllium	<0.00020		0.0025	0.00020	mg/L		02/26/24 07:59	02/26/24 16:41	1
Boron	<0.022		0.080	0.022	mg/L		02/26/24 07:59	02/26/24 16:41	1
Cadmium	<0.000078		0.0025	0.000078	mg/L		02/26/24 07:59	02/26/24 16:41	1
Calcium	**22**		0.50	0.14	mg/L		02/26/24 07:59	02/26/24 16:41	1
Chromium	**0.0013**	**J**	0.0020	0.0012	mg/L		02/26/24 07:59	02/26/24 16:41	1
Cobalt	**0.0017**	**J**	0.0025	0.00022	mg/L		02/26/24 07:59	02/26/24 16:41	1
Iron	**0.27**		0.10	0.012	mg/L		02/26/24 07:59	02/26/24 16:41	1
Lead	<0.00021		0.0010	0.00021	mg/L		02/26/24 07:59	02/26/24 16:41	1
Lithium	**0.010**		0.0050	0.0020	mg/L		02/26/24 07:59	02/27/24 15:44	1
Magnesium	**11**		0.50	0.023	mg/L		02/26/24 07:59	02/26/24 16:41	1
Manganese	**0.099**		0.0050	0.0022	mg/L		02/26/24 07:59	02/26/24 16:41	1
Molybdenum	<0.00086		0.015	0.00086	mg/L		02/26/24 07:59	02/26/24 16:41	1
Potassium	**1.9**		0.50	0.044	mg/L		02/26/24 07:59	02/26/24 16:41	1
Selenium	<0.00099		0.0050	0.00099	mg/L		02/26/24 07:59	02/26/24 16:41	1
Sodium	**5.6**		0.50	0.20	mg/L		02/26/24 07:59	02/26/24 16:41	1
Thallium	<0.00026		0.0010	0.00026	mg/L		02/26/24 07:59	02/26/24 16:41	1

Method: SW846 7470A - Mercury (CVAA)

Analyte	Result	Qualifier	RL	MDL	Unit	D	Prepared	Analyzed	Dil Fac
Mercury	<0.000080		0.00020	0.000080	mg/L		03/01/24 09:22	03/01/24 15:19	1

General Chemistry

Analyte	Result	Qualifier	RL	MDL	Unit	D	Prepared	Analyzed	Dil Fac
Total Alkalinity as CaCO3 to pH 4.5 (SM 2320B-2011)	**110**		5.0	2.2	mg/L			02/28/24 13:59	1
Bicarbonate Alkalinity as CaCO3 (SM 2320B-2011)	**110**		5.0	5.0	mg/L			02/28/24 13:59	1
Carbonate Alkalinity as CaCO3 (SM 2320B-2011)	<5.0		5.0	5.0	mg/L			02/28/24 13:59	1
Total Dissolved Solids (SM 2540C-2011)	**130**		10	10	mg/L			02/28/24 10:43	1
Sulfide (SW846 9034)	<10		10	10	mg/L		02/28/24 11:00	02/28/24 13:43	1

QC Sample Results

Client: Southern Company
Project/Site: CCR - Plant Scherer Ash Pond Assessment

Job ID: 680-247135-1

Method: 300.0 - Anions, Ion Chromatography

Lab Sample ID: MB 670-78938/11
Matrix: Water
Analysis Batch: 78938

Client Sample ID: Method Blank
Prep Type: Total/NA

Analyte	MB Result	MB Qualifier	RL	MDL	Unit	D	Prepared	Analyzed	Dil Fac
Chloride	<0.20		1.0	0.20	mg/L			03/04/24 16:37	1
Fluoride	<0.20		0.40	0.20	mg/L			03/04/24 16:37	1
Sulfate	<0.50		1.0	0.50	mg/L			03/04/24 16:37	1

Lab Sample ID: MB 670-78938/42
Matrix: Water
Analysis Batch: 78938

Client Sample ID: Method Blank
Prep Type: Total/NA

Analyte	MB Result	MB Qualifier	RL	MDL	Unit	D	Prepared	Analyzed	Dil Fac
Chloride	<0.20		1.0	0.20	mg/L			03/05/24 00:50	1
Fluoride	<0.20		0.40	0.20	mg/L			03/05/24 00:50	1
Sulfate	<0.50		1.0	0.50	mg/L			03/05/24 00:50	1

Lab Sample ID: LCS 670-78938/40
Matrix: Water
Analysis Batch: 78938

Client Sample ID: Lab Control Sample
Prep Type: Total/NA

Analyte	Spike Added	LCS Result	LCS Qualifier	Unit	D	%Rec	%Rec Limits
Chloride	4.00	4.03		mg/L		101	90 - 110
Fluoride	4.00	4.37		mg/L		109	90 - 110
Sulfate	4.00	4.13		mg/L		103	90 - 110

Lab Sample ID: LCSD 670-78938/41
Matrix: Water
Analysis Batch: 78938

Client Sample ID: Lab Control Sample Dup
Prep Type: Total/NA

Analyte	Spike Added	LCSD Result	LCSD Qualifier	Unit	D	%Rec	%Rec Limits	RPD	RPD Limit
Chloride	4.00	4.01		mg/L		100	90 - 110	1	20
Fluoride	4.00	4.39		mg/L		110	90 - 110	1	20
Sulfate	4.00	4.13		mg/L		103	90 - 110	0	20

Lab Sample ID: 680-247197-H-2 MS
Matrix: Water
Analysis Batch: 78938

Client Sample ID: Matrix Spike
Prep Type: Total/NA

Analyte	Sample Result	Sample Qualifier	Spike Added	MS Result	MS Qualifier	Unit	D	%Rec	%Rec Limits
Chloride	0.25	J	5.00	5.60		mg/L		107	80 - 120
Fluoride	<0.20	F1	5.00	6.05	F1	mg/L		121	80 - 120
Sulfate	<0.50		5.00	5.49		mg/L		110	80 - 120

Lab Sample ID: 680-247197-H-2 MSD
Matrix: Water
Analysis Batch: 78938

Client Sample ID: Matrix Spike Duplicate
Prep Type: Total/NA

Analyte	Sample Result	Sample Qualifier	Spike Added	MSD Result	MSD Qualifier	Unit	D	%Rec	%Rec Limits	RPD	RPD Limit
Chloride	0.25	J	5.00	5.59		mg/L		107	80 - 120	0	20
Fluoride	<0.20	F1	5.00	6.08	F1	mg/L		122	80 - 120	1	20
Sulfate	<0.50		5.00	5.46		mg/L		109	80 - 120	1	20

QC Sample Results

Client: Southern Company
Project/Site: CCR - Plant Scherer Ash Pond Assessment

Job ID: 680-247135-1

Method: 6020B - Metals (ICP/MS)

Lab Sample ID: MB 680-824448/1-A
Matrix: Water
Analysis Batch: 824692

Client Sample ID: Method Blank
Prep Type: Total Recoverable
Prep Batch: 824448

Analyte	MB Result	MB Qualifier	RL	MDL	Unit	D	Prepared	Analyzed	Dil Fac
Antimony	<0.00034		0.0020	0.00034	mg/L		02/26/24 07:59	02/26/24 15:26	1
Arsenic	<0.00086		0.0010	0.00086	mg/L		02/26/24 07:59	02/26/24 15:26	1
Barium	<0.00089		0.010	0.00089	mg/L		02/26/24 07:59	02/26/24 15:26	1
Beryllium	<0.00020		0.0025	0.00020	mg/L		02/26/24 07:59	02/26/24 15:26	1
Boron	<0.022		0.080	0.022	mg/L		02/26/24 07:59	02/26/24 15:26	1
Cadmium	<0.000078		0.0025	0.000078	mg/L		02/26/24 07:59	02/26/24 15:26	1
Calcium	<0.14		0.50	0.14	mg/L		02/26/24 07:59	02/26/24 15:26	1
Chromium	<0.0012		0.0020	0.0012	mg/L		02/26/24 07:59	02/26/24 15:26	1
Cobalt	<0.00022		0.0025	0.00022	mg/L		02/26/24 07:59	02/26/24 15:26	1
Iron	<0.012		0.10	0.012	mg/L		02/26/24 07:59	02/26/24 15:26	1
Lead	<0.00021		0.0010	0.00021	mg/L		02/26/24 07:59	02/26/24 15:26	1
Magnesium	<0.023		0.50	0.023	mg/L		02/26/24 07:59	02/26/24 15:26	1
Manganese	<0.0022		0.0050	0.0022	mg/L		02/26/24 07:59	02/26/24 15:26	1
Molybdenum	<0.00086		0.015	0.00086	mg/L		02/26/24 07:59	02/26/24 15:26	1
Potassium	<0.044		0.50	0.044	mg/L		02/26/24 07:59	02/26/24 15:26	1
Selenium	<0.00099		0.0050	0.00099	mg/L		02/26/24 07:59	02/26/24 15:26	1
Sodium	<0.20		0.50	0.20	mg/L		02/26/24 07:59	02/26/24 15:26	1
Thallium	<0.00026		0.0010	0.00026	mg/L		02/26/24 07:59	02/26/24 15:26	1

Lab Sample ID: MB 680-824448/1-A
Matrix: Water
Analysis Batch: 824936

Client Sample ID: Method Blank
Prep Type: Total Recoverable
Prep Batch: 824448

Analyte	MB Result	MB Qualifier	RL	MDL	Unit	D	Prepared	Analyzed	Dil Fac
Antimony	<0.00034		0.0020	0.00034	mg/L		02/26/24 07:59	02/28/24 08:31	1
Arsenic	<0.00086		0.0010	0.00086	mg/L		02/26/24 07:59	02/28/24 08:31	1
Barium	<0.00089		0.010	0.00089	mg/L		02/26/24 07:59	02/28/24 08:31	1
Beryllium	<0.00020		0.0025	0.00020	mg/L		02/26/24 07:59	02/28/24 08:31	1
Boron	<0.022		0.080	0.022	mg/L		02/26/24 07:59	02/28/24 08:31	1
Cadmium	<0.000078		0.0025	0.000078	mg/L		02/26/24 07:59	02/28/24 08:31	1
Calcium	<0.14		0.50	0.14	mg/L		02/26/24 07:59	02/28/24 08:31	1
Chromium	<0.0012		0.0020	0.0012	mg/L		02/26/24 07:59	02/28/24 08:31	1
Cobalt	<0.00022		0.0025	0.00022	mg/L		02/26/24 07:59	02/28/24 08:31	1
Iron	<0.012		0.10	0.012	mg/L		02/26/24 07:59	02/28/24 08:31	1
Lead	<0.00021		0.0010	0.00021	mg/L		02/26/24 07:59	02/28/24 08:31	1
Lithium	<0.0020		0.0050	0.0020	mg/L		02/26/24 07:59	02/28/24 08:31	1
Magnesium	<0.023		0.50	0.023	mg/L		02/26/24 07:59	02/28/24 08:31	1
Manganese	0.00293	J	0.0050	0.0022	mg/L		02/26/24 07:59	02/28/24 08:31	1
Molybdenum	<0.00086		0.015	0.00086	mg/L		02/26/24 07:59	02/28/24 08:31	1
Potassium	<0.044		0.50	0.044	mg/L		02/26/24 07:59	02/28/24 08:31	1
Selenium	<0.00099		0.0050	0.00099	mg/L		02/26/24 07:59	02/28/24 08:31	1
Sodium	<0.20		0.50	0.20	mg/L		02/26/24 07:59	02/28/24 08:31	1
Thallium	<0.00026		0.0010	0.00026	mg/L		02/26/24 07:59	02/28/24 08:31	1

Method: 6020B - Metals (ICP/MS) (Continued)

Lab Sample ID: LCS 680-824448/2-A
Client Sample ID: Lab Control Sample
Matrix: Water
Prep Type: Total Recoverable
Analysis Batch: 824692
Prep Batch: 824448

Analyte	Spike Added	LCS Result	LCS Qualifier	Unit	D	%Rec	%Rec Limits
Antimony	0.0500	0.0566		mg/L		113	80 - 120
Arsenic	0.100	0.109		mg/L		109	80 - 120
Barium	0.100	0.115		mg/L		115	80 - 120
Beryllium	0.0500	0.0588		mg/L		118	80 - 120
Boron	0.400	0.428		mg/L		107	80 - 120
Cadmium	0.0500	0.0570		mg/L		114	80 - 120
Calcium	5.00	5.62		mg/L		112	80 - 120
Chromium	0.100	0.114		mg/L		114	80 - 120
Cobalt	0.0500	0.0577		mg/L		115	80 - 120
Iron	4.99	5.36		mg/L		107	80 - 120
Lead	0.500	0.513		mg/L		103	80 - 120
Magnesium	5.00	5.31		mg/L		106	80 - 120
Manganese	0.400	0.416		mg/L		104	80 - 120
Molybdenum	0.100	0.109		mg/L		109	80 - 120
Potassium	7.00	7.76		mg/L		111	80 - 120
Selenium	0.100	0.104		mg/L		104	80 - 120
Sodium	5.03	5.23		mg/L		104	80 - 120
Thallium	0.0500	0.0570		mg/L		114	80 - 120

Lab Sample ID: LCS 680-824448/2-A
Client Sample ID: Lab Control Sample
Matrix: Water
Prep Type: Total Recoverable
Analysis Batch: 824936
Prep Batch: 824448

Analyte	Spike Added	LCS Result	LCS Qualifier	Unit	D	%Rec	%Rec Limits
Lithium	0.500	0.460		mg/L		92	80 - 120

Lab Sample ID: 680-247136-A-14-B MS
Client Sample ID: Matrix Spike
Matrix: Water
Prep Type: Total Recoverable
Analysis Batch: 824692
Prep Batch: 824448

Analyte	Sample Result	Sample Qualifier	Spike Added	MS Result	MS Qualifier	Unit	D	%Rec	%Rec Limits
Antimony	<0.00034		0.0500	0.0573		mg/L		115	75 - 125
Arsenic	<0.00086		0.100	0.108		mg/L		108	75 - 125
Barium	0.011		0.100	0.127		mg/L		116	75 - 125
Beryllium	<0.00020		0.0500	0.0573		mg/L		115	75 - 125
Boron	<0.022		0.400	0.426		mg/L		107	75 - 125
Cadmium	0.000080	J	0.0500	0.0579		mg/L		116	75 - 125
Calcium	0.99		5.00	6.69		mg/L		114	75 - 125
Chromium	<0.0012		0.100	0.117		mg/L		116	75 - 125
Cobalt	0.030		0.0500	0.0899		mg/L		120	75 - 125
Iron	1.1		4.99	6.55		mg/L		110	75 - 125
Lead	0.00028	J	0.500	0.528		mg/L		106	75 - 125
Magnesium	0.81		5.00	6.29		mg/L		110	75 - 125
Manganese	8.1		0.400	8.61	4	mg/L		126	75 - 125
Molybdenum	<0.00086		0.100	0.115		mg/L		115	75 - 125
Potassium	0.33	J	7.00	8.15		mg/L		112	75 - 125
Selenium	<0.00099		0.100	0.103		mg/L		103	75 - 125
Sodium	3.6		5.03	8.96		mg/L		107	75 - 125
Thallium	<0.00026		0.0500	0.0591		mg/L		118	75 - 125

QC Sample Results

Client: Southern Company
Project/Site: CCR - Plant Scherer Ash Pond Assessment

Job ID: 680-247135-1

Method: 6020B - Metals (ICP/MS)

Lab Sample ID: 680-247136-A-14-B MS — **Client Sample ID: Matrix Spike**
Matrix: Water — **Prep Type: Total Recoverable**
Analysis Batch: 824936 — **Prep Batch: 824448**

Analyte	Sample Result	Sample Qualifier	Spike Added	MS Result	MS Qualifier	Unit	D	%Rec	%Rec Limits		
Lithium	<0.0020		0.500	0.487		mg/L		97	75 - 125		

Lab Sample ID: 680-247136-A-14-C MSD — **Client Sample ID: Matrix Spike Duplicate**
Matrix: Water — **Prep Type: Total Recoverable**
Analysis Batch: 824692 — **Prep Batch: 824448**

Analyte	Sample Result	Sample Qualifier	Spike Added	MSD Result	MSD Qualifier	Unit	D	%Rec	%Rec Limits	RPD	RPD Limit
Antimony	<0.00034		0.0500	0.0545		mg/L		109	75 - 125	5	20
Arsenic	<0.00086		0.100	0.104		mg/L		104	75 - 125	4	20
Barium	0.011		0.100	0.121		mg/L		109	75 - 125	5	20
Beryllium	<0.00020		0.0500	0.0549		mg/L		110	75 - 125	4	20
Boron	<0.022		0.400	0.436		mg/L		109	75 - 125	2	20
Cadmium	0.000080	J	0.0500	0.0552		mg/L		110	75 - 125	5	20
Calcium	0.99		5.00	6.35		mg/L		107	75 - 125	5	20
Chromium	<0.0012		0.100	0.112		mg/L		111	75 - 125	5	20
Cobalt	0.030		0.0500	0.0855		mg/L		111	75 - 125	5	20
Iron	1.1		4.99	6.19		mg/L		102	75 - 125	6	20
Lead	0.00028	J	0.500	0.507		mg/L		101	75 - 125	4	20
Magnesium	0.81		5.00	5.87		mg/L		101	75 - 125	7	20
Manganese	8.1		0.400	8.13	4	mg/L		4	75 - 125	6	20
Molybdenum	<0.00086		0.100	0.107		mg/L		107	75 - 125	8	20
Potassium	0.33	J	7.00	7.88		mg/L		108	75 - 125	3	20
Selenium	<0.00099		0.100	0.0993		mg/L		99	75 - 125	4	20
Sodium	3.6		5.03	8.40		mg/L		96	75 - 125	6	20
Thallium	<0.00026		0.0500	0.0562		mg/L		112	75 - 125	5	20

Lab Sample ID: 680-247136-A-14-C MSD — **Client Sample ID: Matrix Spike Duplicate**
Matrix: Water — **Prep Type: Total Recoverable**
Analysis Batch: 824936 — **Prep Batch: 824448**

Analyte	Sample Result	Sample Qualifier	Spike Added	MSD Result	MSD Qualifier	Unit	D	%Rec	%Rec Limits	RPD	RPD Limit
Lithium	<0.0020		0.500	0.463		mg/L		93	75 - 125	5	20

Method: 7470A - Mercury (CVAA)

Lab Sample ID: MB 680-825329/1-A — **Client Sample ID: Method Blank**
Matrix: Water — **Prep Type: Total/NA**
Analysis Batch: 825524 — **Prep Batch: 825329**

Analyte	MB Result	MB Qualifier	RL	MDL	Unit	D	Prepared	Analyzed	Dil Fac
Mercury	<0.000080		0.00020	0.000080	mg/L		03/01/24 09:22	03/01/24 14:56	1

Lab Sample ID: LCS 680-825329/2-A — **Client Sample ID: Lab Control Sample**
Matrix: Water — **Prep Type: Total/NA**
Analysis Batch: 825524 — **Prep Batch: 825329**

Analyte			Spike Added	LCS Result	LCS Qualifier	Unit	D	%Rec	%Rec Limits		
Mercury			0.00250	0.00241		mg/L		96	80 - 120		

Method: 7470A - Mercury (CVAA) (Continued)

Lab Sample ID: 680-247117-C-1-H MS — **Client Sample ID: Matrix Spike**
Matrix: Water — **Prep Type: Total/NA**
Analysis Batch: 825524 — **Prep Batch: 825329**

Analyte	Sample Result	Sample Qualifier	Spike Added	MS Result	MS Qualifier	Unit	D	%Rec	%Rec Limits		
Mercury	<0.000080		0.00100	0.000959		mg/L		96	80 - 120		

Lab Sample ID: 680-247117-C-1-I MSD — **Client Sample ID: Matrix Spike Duplicate**
Matrix: Water — **Prep Type: Total/NA**
Analysis Batch: 825524 — **Prep Batch: 825329**

Analyte	Sample Result	Sample Qualifier	Spike Added	MSD Result	MSD Qualifier	Unit	D	%Rec	%Rec Limits	RPD	RPD Limit
Mercury	<0.000080		0.00100	0.000945		mg/L		95	80 - 120	1	20

Method: 2320B-2011 - Alkalinity, Total

Lab Sample ID: MB 680-825231/4 — **Client Sample ID: Method Blank**
Matrix: Water — **Prep Type: Total/NA**
Analysis Batch: 825231

Analyte	MB Result	MB Qualifier	RL	MDL	Unit	D	Prepared	Analyzed	Dil Fac
Total Alkalinity as CaCO3 to pH 4.5	<2.2		5.0	2.2	mg/L			02/28/24 10:38	1
Bicarbonate Alkalinity as CaCO3	<5.0		5.0	5.0	mg/L			02/28/24 10:38	1
Carbonate Alkalinity as CaCO3	<5.0		5.0	5.0	mg/L			02/28/24 10:38	1

Lab Sample ID: LCS 680-825231/6 — **Client Sample ID: Lab Control Sample**
Matrix: Water — **Prep Type: Total/NA**
Analysis Batch: 825231

Analyte			Spike Added	LCS Result	LCS Qualifier	Unit	D	%Rec	%Rec Limits		
Total Alkalinity as CaCO3 to pH 4.5			250	249		mg/L		99	90 - 112		

Lab Sample ID: LCSD 680-825231/31 — **Client Sample ID: Lab Control Sample Dup**
Matrix: Water — **Prep Type: Total/NA**
Analysis Batch: 825231

Analyte			Spike Added	LCSD Result	LCSD Qualifier	Unit	D	%Rec	%Rec Limits	RPD	RPD Limit
Total Alkalinity as CaCO3 to pH 4.5			250	252		mg/L		101	90 - 112	1	30

Lab Sample ID: 680-247074-C-4 DU — **Client Sample ID: Duplicate**
Matrix: Water — **Prep Type: Total/NA**
Analysis Batch: 825231

Analyte	Sample Result	Sample Qualifier		DU Result	DU Qualifier	Unit	D			RPD	RPD Limit
Total Alkalinity as CaCO3 to pH 4.5	57			51.4		mg/L				10	30
Bicarbonate Alkalinity as CaCO3	57			51.4		mg/L				10	30
Carbonate Alkalinity as CaCO3	<5.0			<5.0		mg/L				NC	30

QC Sample Results

Client: Southern Company
Project/Site: CCR - Plant Scherer Ash Pond Assessment

Job ID: 680-247135-1

Method: 2540C-2011 - Total Dissolved Solids (Dried at 180 °C)

Lab Sample ID: MB 680-824971/1 — **Client Sample ID: Method Blank**
Matrix: Water — **Prep Type: Total/NA**
Analysis Batch: 824971

Analyte	MB Result	MB Qualifier	RL	MDL	Unit	D	Prepared	Analyzed	Dil Fac
Total Dissolved Solids	<10		10	10	mg/L			02/28/24 10:43	1

Lab Sample ID: LCS 680-824971/2 — **Client Sample ID: Lab Control Sample**
Matrix: Water — **Prep Type: Total/NA**
Analysis Batch: 824971

Analyte			Spike Added	LCS Result	LCS Qualifier	Unit	D	%Rec	%Rec Limits		
Total Dissolved Solids			2410	2420		mg/L		100	80 - 120		

Lab Sample ID: LCSD 680-824971/3 — **Client Sample ID: Lab Control Sample Dup**
Matrix: Water — **Prep Type: Total/NA**
Analysis Batch: 824971

Analyte			Spike Added	LCSD Result	LCSD Qualifier	Unit	D	%Rec	%Rec Limits	RPD	RPD Limit
Total Dissolved Solids			2410	2420		mg/L		100	80 - 120	0	25

Lab Sample ID: 680-247168-C-1 DU — **Client Sample ID: Duplicate**
Matrix: Water — **Prep Type: Total/NA**
Analysis Batch: 824971

Analyte	Sample Result	Sample Qualifier		DU Result	DU Qualifier	Unit	D			RPD	RPD Limit
Total Dissolved Solids	370			340	F3	mg/L				7	5

Lab Sample ID: 680-247203-C-3 DU — **Client Sample ID: Duplicate**
Matrix: Water — **Prep Type: Total/NA**
Analysis Batch: 824971

Analyte	Sample Result	Sample Qualifier		DU Result	DU Qualifier	Unit	D			RPD	RPD Limit
Total Dissolved Solids	490			494		mg/L				1	5

Method: 9034 - Sulfide, Acid Soluble and Insoluble (Titrimetric)

Lab Sample ID: MB 680-824987/1-A — **Client Sample ID: Method Blank**
Matrix: Water — **Prep Type: Total/NA**
Analysis Batch: 825011 — **Prep Batch: 824987**

Analyte	MB Result	MB Qualifier	RL	MDL	Unit	D	Prepared	Analyzed	Dil Fac
Sulfide	<10		10	10	mg/L		02/28/24 11:00	02/28/24 13:43	1

Lab Sample ID: LCS 680-824987/2-A — **Client Sample ID: Lab Control Sample**
Matrix: Water — **Prep Type: Total/NA**
Analysis Batch: 825011 — **Prep Batch: 824987**

Analyte			Spike Added	LCS Result	LCS Qualifier	Unit	D	%Rec	%Rec Limits		
Sulfide			208	125		mg/L		60	50 - 150		

Method: 9034 - Sulfide, Acid Soluble and Insoluble (Titrimetric) (Continued)

Lab Sample ID: LCSD 680-824987/3-A — **Client Sample ID: Lab Control Sample Dup**
Matrix: Water — **Prep Type: Total/NA**
Analysis Batch: 825011 — **Prep Batch: 824987**

Analyte			Spike Added	LCSD Result	LCSD Qualifier	Unit	D	%Rec	%Rec Limits	RPD	RPD Limit
Sulfide			208	119		mg/L		57	50 - 150	5	50

Lab Sample ID: 680-247129-M-2-B MS — **Client Sample ID: Matrix Spike**
Matrix: Water — **Prep Type: Total/NA**
Analysis Batch: 825011 — **Prep Batch: 824987**

Analyte	Sample Result	Sample Qualifier	Spike Added	MS Result	MS Qualifier	Unit	D	%Rec	%Rec Limits		
Sulfide	<10		208	136		mg/L		65	50 - 150		

Lab Sample ID: 680-247129-M-2-C MSD — **Client Sample ID: Matrix Spike Duplicate**
Matrix: Water — **Prep Type: Total/NA**
Analysis Batch: 825011 — **Prep Batch: 824987**

Analyte	Sample Result	Sample Qualifier	Spike Added	MSD Result	MSD Qualifier	Unit	D	%Rec	%Rec Limits	RPD	RPD Limit
Sulfide	<10		208	128		mg/L		61	50 - 150	6	50

Lab Sample ID: 680-247129-E-1-B DU — **Client Sample ID: Duplicate**
Matrix: Water — **Prep Type: Total/NA**
Analysis Batch: 825011 — **Prep Batch: 824987**

Analyte	Sample Result	Sample Qualifier		DU Result	DU Qualifier	Unit	D			RPD	RPD Limit
Sulfide	<10			<10		mg/L				NC	50

Lab Sample ID: MB 680-825176/1-A — **Client Sample ID: Method Blank**
Matrix: Water — **Prep Type: Total/NA**
Analysis Batch: 825220 — **Prep Batch: 825176**

Analyte	MB Result	MB Qualifier	RL	MDL	Unit	D	Prepared	Analyzed	Dil Fac
Sulfide	<10		10	10	mg/L		02/29/24 11:20	02/29/24 13:36	1

Lab Sample ID: LCS 680-825176/2-A — **Client Sample ID: Lab Control Sample**
Matrix: Water — **Prep Type: Total/NA**
Analysis Batch: 825220 — **Prep Batch: 825176**

Analyte			Spike Added	LCS Result	LCS Qualifier	Unit	D	%Rec	%Rec Limits		
Sulfide			208	124		mg/L		60	50 - 150		

Lab Sample ID: LCSD 680-825176/3-A — **Client Sample ID: Lab Control Sample Dup**
Matrix: Water — **Prep Type: Total/NA**
Analysis Batch: 825220 — **Prep Batch: 825176**

Analyte			Spike Added	LCSD Result	LCSD Qualifier	Unit	D	%Rec	%Rec Limits	RPD	RPD Limit
Sulfide			208	136		mg/L		65	50 - 150	9	50

Lab Sample ID: 680-247251-E-1-B MS — **Client Sample ID: Matrix Spike**
Matrix: Water — **Prep Type: Total/NA**
Analysis Batch: 825220 — **Prep Batch: 825176**

Analyte	Sample Result	Sample Qualifier	Spike Added	MS Result	MS Qualifier	Unit	D	%Rec	%Rec Limits		
Sulfide	<10		208	117		mg/L		56	50 - 150		

QC Sample Results

Client: Southern Company
Job ID: 680-247135-1
Project/Site: CCR - Plant Scherer Ash Pond Assessment

Method: 9034 - Sulfide, Acid Soluble and Insoluble (Titrimetric)

Lab Sample ID: 680-247251-E-1-C MSD
Client Sample ID: Matrix Spike Duplicate
Matrix: Water
Prep Type: Total/NA
Analysis Batch: 825220
Prep Batch: 825176

Analyte	Sample Result	Sample Qualifier	Spike Added	MSD Result	MSD Qualifier	Unit	D	%Rec	%Rec Limits	RPD	RPD Limit
Sulfide	<10		208	116		mg/L		56	50 - 150	1	50

Lab Sample ID: 680-247135-1 DU
Client Sample ID: SCH-PZ-69I
Matrix: Water
Prep Type: Total/NA
Analysis Batch: 825220
Prep Batch: 825176

Analyte	Sample Result	Sample Qualifier		DU Result	DU Qualifier	Unit	D			RPD	RPD Limit
Sulfide	<10			<10		mg/L				NC	50

QC Association Summary

Client: Southern Company
Project/Site: CCR - Plant Scherer Ash Pond Assessment

Job ID: 680-247135-1

HPLC/IC

Analysis Batch: 78938

Lab Sample ID	Client Sample ID	Prep Type	Matrix	Method	Prep Batch
680-247135-1	SCH-PZ-69I	Total/NA	Water	300.0	
680-247135-2	SCH-PZ-44I	Total/NA	Water	300.0	
MB 670-78938/11	Method Blank	Total/NA	Water	300.0	
MB 670-78938/42	Method Blank	Total/NA	Water	300.0	
LCS 670-78938/40	Lab Control Sample	Total/NA	Water	300.0	
LCSD 670-78938/41	Lab Control Sample Dup	Total/NA	Water	300.0	
680-247197-H-2 MS	Matrix Spike	Total/NA	Water	300.0	
680-247197-H-2 MSD	Matrix Spike Duplicate	Total/NA	Water	300.0	

Metals

Prep Batch: 824448

Lab Sample ID	Client Sample ID	Prep Type	Matrix	Method	Prep Batch
680-247135-1	SCH-PZ-69I	Total Recoverable	Water	3005A	
680-247135-2	SCH-PZ-44I	Total Recoverable	Water	3005A	
MB 680-824448/1-A	Method Blank	Total Recoverable	Water	3005A	
LCS 680-824448/2-A	Lab Control Sample	Total Recoverable	Water	3005A	
680-247136-A-14-B MS	Matrix Spike	Total Recoverable	Water	3005A	
680-247136-A-14-C MSD	Matrix Spike Duplicate	Total Recoverable	Water	3005A	

Analysis Batch: 824692

Lab Sample ID	Client Sample ID	Prep Type	Matrix	Method	Prep Batch
680-247135-1	SCH-PZ-69I	Total Recoverable	Water	6020B	824448
680-247135-2	SCH-PZ-44I	Total Recoverable	Water	6020B	824448
MB 680-824448/1-A	Method Blank	Total Recoverable	Water	6020B	824448
LCS 680-824448/2-A	Lab Control Sample	Total Recoverable	Water	6020B	824448
680-247136-A-14-B MS	Matrix Spike	Total Recoverable	Water	6020B	824448
680-247136-A-14-C MSD	Matrix Spike Duplicate	Total Recoverable	Water	6020B	824448

Analysis Batch: 824936

Lab Sample ID	Client Sample ID	Prep Type	Matrix	Method	Prep Batch
680-247135-1	SCH-PZ-69I	Total Recoverable	Water	6020B	824448
680-247135-2	SCH-PZ-44I	Total Recoverable	Water	6020B	824448
MB 680-824448/1-A	Method Blank	Total Recoverable	Water	6020B	824448
LCS 680-824448/2-A	Lab Control Sample	Total Recoverable	Water	6020B	824448
680-247136-A-14-B MS	Matrix Spike	Total Recoverable	Water	6020B	824448
680-247136-A-14-C MSD	Matrix Spike Duplicate	Total Recoverable	Water	6020B	824448

Prep Batch: 825329

Lab Sample ID	Client Sample ID	Prep Type	Matrix	Method	Prep Batch
680-247135-1	SCH-PZ-69I	Total/NA	Water	7470A	
680-247135-2	SCH-PZ-44I	Total/NA	Water	7470A	
MB 680-825329/1-A	Method Blank	Total/NA	Water	7470A	
LCS 680-825329/2-A	Lab Control Sample	Total/NA	Water	7470A	
680-247117-C-1-H MS	Matrix Spike	Total/NA	Water	7470A	
680-247117-C-1-I MSD	Matrix Spike Duplicate	Total/NA	Water	7470A	

Analysis Batch: 825524

Lab Sample ID	Client Sample ID	Prep Type	Matrix	Method	Prep Batch
680-247135-1	SCH-PZ-69I	Total/NA	Water	7470A	825329
680-247135-2	SCH-PZ-44I	Total/NA	Water	7470A	825329

Metals (Continued)

Analysis Batch: 825524 (Continued)

Lab Sample ID	Client Sample ID	Prep Type	Matrix	Method	Prep Batch
MB 680-825329/1-A	Method Blank	Total/NA	Water	7470A	825329
LCS 680-825329/2-A	Lab Control Sample	Total/NA	Water	7470A	825329
680-247117-C-1-H MS	Matrix Spike	Total/NA	Water	7470A	825329
680-247117-C-1-I MSD	Matrix Spike Duplicate	Total/NA	Water	7470A	825329

General Chemistry

Analysis Batch: 824971

Lab Sample ID	Client Sample ID	Prep Type	Matrix	Method	Prep Batch
680-247135-1	SCH-PZ-69I	Total/NA	Water	2540C-2011	
680-247135-2	SCH-PZ-44I	Total/NA	Water	2540C-2011	
MB 680-824971/1	Method Blank	Total/NA	Water	2540C-2011	
LCS 680-824971/2	Lab Control Sample	Total/NA	Water	2540C-2011	
LCSD 680-824971/3	Lab Control Sample Dup	Total/NA	Water	2540C-2011	
680-247168-C-1 DU	Duplicate	Total/NA	Water	2540C-2011	
680-247203-C-3 DU	Duplicate	Total/NA	Water	2540C-2011	

Prep Batch: 824987

Lab Sample ID	Client Sample ID	Prep Type	Matrix	Method	Prep Batch
680-247135-2	SCH-PZ-44I	Total/NA	Water	9030B	
MB 680-824987/1-A	Method Blank	Total/NA	Water	9030B	
LCS 680-824987/2-A	Lab Control Sample	Total/NA	Water	9030B	
LCSD 680-824987/3-A	Lab Control Sample Dup	Total/NA	Water	9030B	
680-247129-M-2-B MS	Matrix Spike	Total/NA	Water	9030B	
680-247129-M-2-C MSD	Matrix Spike Duplicate	Total/NA	Water	9030B	
680-247129-E-1-B DU	Duplicate	Total/NA	Water	9030B	

Analysis Batch: 825011

Lab Sample ID	Client Sample ID	Prep Type	Matrix	Method	Prep Batch
680-247135-2	SCH-PZ-44I	Total/NA	Water	9034	824987
MB 680-824987/1-A	Method Blank	Total/NA	Water	9034	824987
LCS 680-824987/2-A	Lab Control Sample	Total/NA	Water	9034	824987
LCSD 680-824987/3-A	Lab Control Sample Dup	Total/NA	Water	9034	824987
680-247129-M-2-B MS	Matrix Spike	Total/NA	Water	9034	824987
680-247129-M-2-C MSD	Matrix Spike Duplicate	Total/NA	Water	9034	824987
680-247129-E-1-B DU	Duplicate	Total/NA	Water	9034	824987

Prep Batch: 825176

Lab Sample ID	Client Sample ID	Prep Type	Matrix	Method	Prep Batch
680-247135-1	SCH-PZ-69I	Total/NA	Water	9030B	
MB 680-825176/1-A	Method Blank	Total/NA	Water	9030B	
LCS 680-825176/2-A	Lab Control Sample	Total/NA	Water	9030B	
LCSD 680-825176/3-A	Lab Control Sample Dup	Total/NA	Water	9030B	
680-247251-E-1-B MS	Matrix Spike	Total/NA	Water	9030B	
680-247251-E-1-C MSD	Matrix Spike Duplicate	Total/NA	Water	9030B	
680-247135-1 DU	SCH-PZ-69I	Total/NA	Water	9030B	

Analysis Batch: 825220

Lab Sample ID	Client Sample ID	Prep Type	Matrix	Method	Prep Batch
680-247135-1	SCH-PZ-69I	Total/NA	Water	9034	825176
MB 680-825176/1-A	Method Blank	Total/NA	Water	9034	825176

General Chemistry (Continued)

Analysis Batch: 825220 (Continued)

Lab Sample ID	Client Sample ID	Prep Type	Matrix	Method	Prep Batch
LCS 680-825176/2-A	Lab Control Sample	Total/NA	Water	9034	825176
LCSD 680-825176/3-A	Lab Control Sample Dup	Total/NA	Water	9034	825176
680-247251-E-1-B MS	Matrix Spike	Total/NA	Water	9034	825176
680-247251-E-1-C MSD	Matrix Spike Duplicate	Total/NA	Water	9034	825176
680-247135-1 DU	SCH-PZ-69I	Total/NA	Water	9034	825176

Analysis Batch: 825231

Lab Sample ID	Client Sample ID	Prep Type	Matrix	Method	Prep Batch
680-247135-1	SCH-PZ-69I	Total/NA	Water	2320B-2011	
680-247135-2	SCH-PZ-44I	Total/NA	Water	2320B-2011	
MB 680-825231/4	Method Blank	Total/NA	Water	2320B-2011	
LCS 680-825231/6	Lab Control Sample	Total/NA	Water	2320B-2011	
LCSD 680-825231/31	Lab Control Sample Dup	Total/NA	Water	2320B-2011	
680-247074-C-4 DU	Duplicate	Total/NA	Water	2320B-2011	

Lab Chronicle

Client: Southern Company
Project/Site: CCR - Plant Scherer Ash Pond Assessment

Job ID: 680-247135-1

Client Sample ID: SCH-PZ-69I

Lab Sample ID: 680-247135-1

Date Collected: 02/23/24 10:36
Matrix: Water
Date Received: 02/24/24 09:52

Prep Type	Batch Type	Batch Method	Run	Dil Factor	Initial Amount	Final Amount	Batch Number	Prepared or Analyzed	Analyst	Lab
Total/NA	Analysis	300.0		2	0 mL	1.0 mL	78938	03/05/24 06:07	KS	EET ORL
	Instrument ID:	IC_001								
Total Recoverable	Prep	3005A			25 mL	125 mL	824448	02/26/24 07:59	RR	EET SAV
Total Recoverable	Analysis	6020B		1			824692	02/26/24 16:38	BWR	EET SAV
	Instrument ID:	ICPMSD								
Total Recoverable	Prep	3005A			25 mL	125 mL	824448	02/26/24 07:59	RR	EET SAV
Total Recoverable	Analysis	6020B		1			824936	02/27/24 15:41	BWR	EET SAV
	Instrument ID:	ICPMSD								
Total/NA	Prep	7470A			50 mL	50 mL	825329	03/01/24 09:22	DW	EET SAV
Total/NA	Analysis	7470A		1			825524	03/01/24 15:17	DW	EET SAV
	Instrument ID:	QuickTrace2								
Total/NA	Analysis	2320B-2011		1			825231	02/28/24 14:08	PG	EET SAV
	Instrument ID:	MANTECH 2								
Total/NA	Analysis	2540C-2011		1	50 mL	200 mL	824971	02/28/24 10:43	PG	EET SAV
	Instrument ID:	NOEQUIP								
Total/NA	Prep	9030B			6 mL	6 mL	825176	02/29/24 11:20	JAS	EET SAV
Total/NA	Analysis	9034		1	6 mL	6 mL	825220	02/29/24 13:36	JAS	EET SAV
	Instrument ID:	NoEquip								

Client Sample ID: SCH-PZ-44I

Lab Sample ID: 680-247135-2

Date Collected: 02/23/24 11:15
Matrix: Water
Date Received: 02/24/24 09:52

Prep Type	Batch Type	Batch Method	Run	Dil Factor	Initial Amount	Final Amount	Batch Number	Prepared or Analyzed	Analyst	Lab
Total/NA	Analysis	300.0		1	0 mL	1.0 mL	78938	03/05/24 06:23	KS	EET ORL
	Instrument ID:	IC_001								
Total Recoverable	Prep	3005A			25 mL	125 mL	824448	02/26/24 07:59	RR	EET SAV
Total Recoverable	Analysis	6020B		1			824692	02/26/24 16:41	BWR	EET SAV
	Instrument ID:	ICPMSD								
Total Recoverable	Prep	3005A			25 mL	125 mL	824448	02/26/24 07:59	RR	EET SAV
Total Recoverable	Analysis	6020B		1			824936	02/27/24 15:44	BWR	EET SAV
	Instrument ID:	ICPMSD								
Total/NA	Prep	7470A			50 mL	50 mL	825329	03/01/24 09:22	DW	EET SAV
Total/NA	Analysis	7470A		1			825524	03/01/24 15:19	DW	EET SAV
	Instrument ID:	QuickTrace2								
Total/NA	Analysis	2320B-2011		1			825231	02/28/24 13:59	PG	EET SAV
	Instrument ID:	MANTECH 2								
Total/NA	Analysis	2540C-2011		1	200 mL	200 mL	824971	02/28/24 10:43	PG	EET SAV
	Instrument ID:	NOEQUIP								
Total/NA	Prep	9030B			6 mL	6 mL	824987	02/28/24 11:00	JAS	EET SAV
Total/NA	Analysis	9034		1	6 mL	6 mL	825011	02/28/24 13:43	JAS	EET SAV
	Instrument ID:	NoEquip								

Laboratory References:

EET ORL = Eurofins Orlando, 481 Newburyport Avenue, Altamonte Springs, FL 32701, TEL (407)339-5984

EET SAV = Eurofins Savannah, 5102 LaRoche Avenue, Savannah, GA 31404, TEL (912)354-7858

Accreditation/Certification Summary

Client: Southern Company
Job ID: 680-247135-1
Project/Site: CCR - Plant Scherer Ash Pond Assessment

Laboratory: Eurofins Savannah

The accreditations/certifications listed below are applicable to this report.

Authority	Program	Identification Number	Expiration Date
Florida	NELAP	E87052	06-30-24
Georgia	State	E87052	06-30-24

Laboratory: Eurofins Orlando

All accreditations/certifications held by this laboratory are listed. Not all accreditations/certifications are applicable to this report.

Authority	Program	Identification Number	Expiration Date
Alabama	State	42800	06-30-24
Arkansas (DW)	State	FL00091	06-30-24
Florida	NELAP	E83018	06-30-24
Georgia (DW)	State	C055	06-30-24
Louisiana (All)	NELAP	239316	06-30-24
Louisiana (DW)	State	LA039	05-24-24
Mississippi	State	MS00007	06-30-24
New Mexico	State	FL00091	06-30-24
North Carolina (DW)	State	12712	07-31-24
Tennessee	State	TN04930	06-30-24
Texas	NELAP	T104704571	02-28-25
Washington	State	C1089	10-19-24

Method Summary

Client: Southern Company
Project/Site: CCR - Plant Scherer Ash Pond Assessment

Job ID: 680-247135-1

Method	Method Description	Protocol	Laboratory
300.0	Anions, Ion Chromatography	EPA	EET ORL
6020B	Metals (ICP/MS)	SW846	EET SAV
7470A	Mercury (CVAA)	SW846	EET SAV
2320B-2011	Alkalinity, Total	SM	EET SAV
2540C-2011	Total Dissolved Solids (Dried at 180 °C)	SM	EET SAV
9034	Sulfide, Acid Soluble and Insoluble (Titrimetric)	SW846	EET SAV
3005A	Preparation, Total Recoverable or Dissolved Metals	SW846	EET SAV
7470A	Preparation, Mercury	SW846	EET SAV
9030B	Sulfide, Distillation (Acid Soluble and Insoluble)	SW846	EET SAV

Protocol References:

EPA = US Environmental Protection Agency

SM = "Standard Methods For The Examination Of Water And Wastewater"

SW846 = "Test Methods For Evaluating Solid Waste, Physical/Chemical Methods", Third Edition, November 1986 And Its Updates.

Laboratory References:

EET ORL = Eurofins Orlando, 481 Newburyport Avenue, Altamonte Springs, FL 32701, TEL (407)339-5984

EET SAV = Eurofins Savannah, 5102 LaRoche Avenue, Savannah, GA 31404, TEL (912)354-7858

Eurofins Savannah
5102 LaRoche Avenue
Savannah, GA 31404
Phone (912) 354-7858 Phone (912) 352-0165

Chain of Custody Record

eurofins Environment Testing

244- ATLANTA

Client Information	Sampler(s): Mark Mann	Lab PM / Phone: David Fuller / 770-344-8986	Carrier Tracking No(s):	COC No:
Client Contact: Joju Abraham	Site-Project Manager / Phone: Dawn Prell / 248-536-5445	E-Mail: David.Fuller@et.eurofinsus.com	State of Origin: GA	Page: Page 1 of 1
Company: Southern Company				Job #:
Address: 241 Ralph McGill Blvd SE B10185	Due Date Requested:			
City: Atlanta	TAT Requested (business days): 2 weeks			
State, Zip: GA, 30308	Compliance Project: Δ Yes Δ No			
Phone:	Lab Project #: (DO NOT REMOVE) 68027798			
Email: JAbraham@southernco.com	Lab PO #: GPC82130-0003 / PO Line #1			
Project Name: CCR - Plant Scherer Ash Pond Assessment	Project #:			
Site:				

Analysis Requested

Preservation Codes:
A - HCL, B - NaOH, C - Zn Acetate, D - Nitric Acid, E - NaHSO4, F - MeOH, G - Amchlor, H - Ascorbic Acid, I - Ice, J - DI Water, K - EDTA, L - EDA
M - Hexane, N - None, O - AsNaO2, P - Na2O4S, Q - Na2SO3, R - Na2S2O3, S - H2SO4, T - TSP Dodecahydrate, U - Acetone, V - MCAA, W - pH 4-5, Y - Trizma, Z - other (specify)
Other:

Task_Code: SCH-CCR-ASSMT-2024S1

Special Instructions/Notes:

Sample Identification	Sample Date	Sample Time	Sample Type (C=comp, G=grab)	Matrix (W=water, S=solid, O=waste/oil, BT=Tissue, A=Air)	Field Filtered Sample (Yes or No)	Perform MS/MSD (Yes or No)	300_ORGFM_28D - Chloride, Fluoride, Sulfate	2540C - Solids, Total Dissolved (TDS)	6020B - App III and IV w/ Fe, Mg, Mn, Na, K	7470A - App IV Mercury	9034 - Sulfide	2320B - Alkalinity, Total, Carb/Bicarb	9315_Ra226 - Radium 226	9320_Ra228 - Radium 228	Ra226Ra228_GFPC - Combined Radium 226 and 228	Total Number of containers	Special Instructions/Notes:
			Preservation Code:				N	N	D	D	CB	N	D	D	D		
SCH-PZ-69I	2/23/24	10:36	G	WG	N	N	X	X	X	X	X	X	X	X	X	10	Extra Rads
SCH-PZ-44I	2/23/24	11:15	G	WG	N	N	X	X	X	X	X	X	X	X	X	10	Extra Rads
																8	
																8	
																8	
																8	
																8	

680-247135 Chain of Custody

Possible Hazard Identification
☐ Non-Hazard ☐ Flammable ☐ Skin Irritant ☐ Poison B ☐ Unknown ☐ Radiological

Sample Disposal (A fee may be assessed)
☐ Return To Client ☐ Disposal By Lab ☐ Archive For ___

Deliverable Requested: I, II, III, IV, Other (specify)

Special Instructions/QC Requirements:

Empty Kit Relinquished by: | Date: | Time: | Method of Shipment:

Relinquished by:	Date/Time:	Company	Received by:	Date/Time:	Company
MARK MANN	02/23/24 1535	WSP		2/23/24 15:35	Eurofins
	2/23/24	16:00			
				2/24/24 0952	

Custody Seals Intact: Δ Yes Δ No | Custody Seal No.: | Cooler Temperature(s) °C and Other Remarks: 2.4/2.4

Ver: 01/16/2019 3/5/2024

5102 LaRoche Avenue
Savannah, GA 31404
Phone: 912-354-7858 Fax: 912-352-0165

Chain of Custody Record

eurofins | Environment Testing

Client Information (Sub Contract Lab)	Sampler:	Lab PM: Fuller, David	Carrier Tracking No(s):	COC No: 680-765080.1
Client Contact: Shipping/Receiving	Phone:	E-Mail: David.Fuller@et.eurofinsus.com	State of Origin: Georgia	Page: Page 1 of 1
Company: Eurofins Environment Testing Southeast,		Accreditations Required (See note): NELAP - Florida; State - Georgia		Job #: 680-247135-1
Address: 481 Newburyport Avenue,	Due Date Requested: 3/6/2024			
City: Altamonte Springs	TAT Requested (days):			
State, Zip: FL, 32701				
Phone: 407-339-5984(Tel) 407-260-6110(Fax)	PO #:			
Email:	WO #:			
Project Name: CCR - Plant Scherer Ash Pond Assessment	Project #: 68027798			
Site:	SSOW#:			

Analysis Requested

Preservation Codes:

A - HCL
B - NaOH
C - Zn Acetate
D - Nitric Acid
E - NaHSO4
F - MeOH
G - Amchlor
H - Ascorbic Acid
I - Ice
J - DI Water
K - EDTA
L - EDA

M - Hexane
N - None
O - AsNaO2
P - Na2O4S
Q - Na2SO3
R - Na2S2O3
S - H2SO4
T - TSP Dodecahydrate
U - Acetone
V - MCAA
W - pH 4-5
Y - Trizma
Z - other (specify)

Other:

Sample Identification - Client ID (Lab ID)	Sample Date	Sample Time	Sample Type (C=Comp, G=grab)	Matrix (W=water, S=solid, O=waste/oil, BT=Tissue, A=Air)	Field Filtered Sample (Yes or No)	Perform MS/MSD (Yes or No)	300_ORGFM_28D/ Cl, Fl, SO4, Br	Total Number of containers	Special Instructions/Note:
			Preservation Code:						
SCH-PZ-69I (680-247135-1)	2/23/24	10:36 Eastern		Water			X	1	
SCH-PZ-44I (680-247135-2)	2/23/24	11:15 Eastern		Water			X	1	

Note: Since laboratory accreditations are subject to change, Eurofins Environment Testing Southeast, LLC places the ownership of method, analyte & accreditation compliance upon our subcontract laboratories. This sample shipment is forwarded under chain-of-custody. If the laboratory does not currently maintain accreditation in the State of Origin listed above for analysis/tests/matrix being analyzed, the samples must be shipped back to the Eurofins Environment Testing Southeast, LLC laboratory or other instructions will be provided. Any changes to accreditation status should be brought to Eurofins Environment Testing Southeast, LLC attention immediately. If all requested accreditations are current to date, return the signed Chain of Custody attesting to said compliance to Eurofins Environment Testing Southeast, LLC.

Possible Hazard Identification
Unconfirmed

Sample Disposal (A fee may be assessed if samples are retained longer than 1 month)
☐ *Return To Client* ☐ *Disposal By Lab* ☐ *Archive For* _____ *Months*

Deliverable Requested: I, II, III, IV, Other (specify) Primary Deliverable Rank: 2

Special Instructions/QC Requirements:

Empty Kit Relinquished by:	Date:	Time:	Method of Shipment:

Relinquished by:	Date/Time:	Company	Received by:	Date/Time:	Company
	3-1-24 1600				
Relinquished by:	Date/Time:	Company	Received by:	Date/Time:	Company
Relinquished by:	Date/Time:	Company	Received by:	Date/Time: 3/2/24 430	Company

Custody Seals Intact: Δ Yes Δ No	Custody Seal No.:	Cooler Temperature(s) °C and Other Remarks: 1.8/1.5 596

Ver: 06/08/2021

Login Sample Receipt Checklist

Client: Southern Company

Job Number: 680-247135-1

Login Number: 247135

List Source: Eurofins Savannah

List Number: 1

Creator: Stewart, Rendaisha

Question	Answer	Comment
Radioactivity wasn't checked or is </= background as measured by a survey meter.	N/A	
The cooler's custody seal, if present, is intact.	True	
Sample custody seals, if present, are intact.	True	
The cooler or samples do not appear to have been compromised or tampered with.	True	
Samples were received on ice.	True	
Cooler Temperature is acceptable.	True	
Cooler Temperature is recorded.	True	
COC is present.	True	
COC is filled out in ink and legible.	True	
COC is filled out with all pertinent information.	True	
Is the Field Sampler's name present on COC?	True	
There are no discrepancies between the containers received and the COC.	True	
Samples are received within Holding Time (excluding tests with immediate HTs)	True	
Sample containers have legible labels.	True	
Containers are not broken or leaking.	True	
Sample collection date/times are provided.	True	
Appropriate sample containers are used.	True	
Sample bottles are completely filled.	True	
Sample Preservation Verified.	N/A	
There is sufficient vol. for all requested analyses, incl. any requested MS/MSDs	True	
Containers requiring zero headspace have no headspace or bubble is <6mm (1/4").	N/A	
Multiphasic samples are not present.	True	
Samples do not require splitting or compositing.	True	
Residual Chlorine Checked.	N/A	

Login Sample Receipt Checklist

Client: Southern Company

Job Number: 680-247135-1

Login Number: 247135
List Number: 3
Creator: Wehr, Alexander C

List Source: Eurofins Orlando
List Creation: 03/02/24 10:36 AM

Question	Answer	Comment
Radioactivity wasn't checked or is </= background as measured by a survey meter.	N/A	
The cooler's custody seal, if present, is intact.	True	
Sample custody seals, if present, are intact.	True	
The cooler or samples do not appear to have been compromised or tampered with.	True	
Samples were received on ice.	True	
Cooler Temperature is acceptable.	True	
Cooler Temperature is recorded.	True	
COC is present.	True	
COC is filled out in ink and legible.	True	
COC is filled out with all pertinent information.	True	
Is the Field Sampler's name present on COC?	True	
There are no discrepancies between the containers received and the COC.	True	
Samples are received within Holding Time (excluding tests with immediate HTs)	True	
Sample containers have legible labels.	True	
Containers are not broken or leaking.	True	
Sample collection date/times are provided.	True	
Appropriate sample containers are used.	True	
Sample bottles are completely filled.	True	
Sample Preservation Verified.	True	
There is sufficient vol. for all requested analyses, incl. any requested MS/MSDs	True	
Containers requiring zero headspace have no headspace or bubble is <6mm (1/4").	True	
Multiphasic samples are not present.	True	
Samples do not require splitting or compositing.	True	
Residual Chlorine Checked.	N/A	

eurofins | Environment Testing

ANALYTICAL REPORT

PREPARED FOR

Attn: Joju Abraham
Southern Company
241 Ralph McGill Blvd SE
B10185
Atlanta, Georgia 30308

Generated 3/6/2024 7:14:26 AM

JOB DESCRIPTION

CCR - Plant Scherer Ash Pond Assessment

JOB NUMBER

680-247197-1

Eurofins Savannah
5102 LaRoche Avenue
Savannah GA 31404

See page two for job notes and contact information.

my EOL

Eurofins Savannah

Job Notes

This report may not be reproduced except in full, and with written approval from the laboratory. The results relate only to the samples tested. For questions please contact the Project Manager at the e-mail address or telephone number listed on this page.

The test results in this report relate only to the samples as received by the laboratory and will meet all requirements of the methodology, with any exceptions noted. This report shall not be reproduced except in full, without the express written approval of the laboratory. All questions should be directed to the Eurofins Environment Testing Southeast, LLC Project Manager.

Authorization

Generated
3/6/2024 7:14:26 AM

Authorized for release by
David Fuller, Project Manager
David.Fuller@et.eurofinsus.com
(770)344-8986

Definitions/Glossary

Client: Southern Company
Job ID: 680-247197-1
Project/Site: CCR - Plant Scherer Ash Pond Assessment

Qualifiers

HPLC/IC

Qualifier	Qualifier Description
F1	MS and/or MSD recovery exceeds control limits.
J	Result is less than the RL but greater than or equal to the MDL and the concentration is an approximate value.

Metals

Qualifier	Qualifier Description
J	Result is less than the RL but greater than or equal to the MDL and the concentration is an approximate value.

General Chemistry

Qualifier	Qualifier Description
F3	Duplicate RPD exceeds the control limit

Glossary

Abbreviation	These commonly used abbreviations may or may not be present in this report.
¤	Listed under the "D" column to designate that the result is reported on a dry weight basis
%R	Percent Recovery
CFL	Contains Free Liquid
CFU	Colony Forming Unit
CNF	Contains No Free Liquid
DER	Duplicate Error Ratio (normalized absolute difference)
Dil Fac	Dilution Factor
DL	Detection Limit (DoD/DOE)
DL, RA, RE, IN	Indicates a Dilution, Re-analysis, Re-extraction, or additional Initial metals/anion analysis of the sample
DLC	Decision Level Concentration (Radiochemistry)
EDL	Estimated Detection Limit (Dioxin)
LOD	Limit of Detection (DoD/DOE)
LOQ	Limit of Quantitation (DoD/DOE)
MCL	EPA recommended "Maximum Contaminant Level"
MDA	Minimum Detectable Activity (Radiochemistry)
MDC	Minimum Detectable Concentration (Radiochemistry)
MDL	Method Detection Limit
ML	Minimum Level (Dioxin)
MPN	Most Probable Number
MQL	Method Quantitation Limit
NC	Not Calculated
ND	Not Detected at the reporting limit (or MDL or EDL if shown)
NEG	Negative / Absent
POS	Positive / Present
PQL	Practical Quantitation Limit
PRES	Presumptive
QC	Quality Control
RER	Relative Error Ratio (Radiochemistry)
RL	Reporting Limit or Requested Limit (Radiochemistry)
RPD	Relative Percent Difference, a measure of the relative difference between two points
TEF	Toxicity Equivalent Factor (Dioxin)
TEQ	Toxicity Equivalent Quotient (Dioxin)
TNTC	Too Numerous To Count

Sample Summary

Client: Southern Company
Project/Site: CCR - Plant Scherer Ash Pond Assessment

Job ID: 680-247197-1

Lab Sample ID	Client Sample ID	Matrix	Collected	Received
680-247197-1	SCH-PZ-17I	Water	02/26/24 14:13	02/27/24 12:05
680-247197-2	SCH-AP1-EB-3	Water	02/26/24 16:45	02/27/24 12:05

Job Narrative
680-247197-1

Analytical test results meet all requirements of the associated regulatory program listed on the Accreditation/Certification Summary Page unless otherwise noted under the individual analysis. Data qualifiers are applied to indicate exceptions. Noncompliant quality control (QC) is further explained in narrative comments.

- Matrix QC may not be reported if insufficient sample or site-specific QC samples were not submitted. In these situations, to demonstrate precision and accuracy at a batch level, a LCS/LCSD may be performed, unless otherwise specified in the method.
- Surrogate and/or isotope dilution analyte recoveries (if applicable) which are outside of the QC window are confirmed unless attributed to a dilution or otherwise noted in the narrative.

Receipt
The samples were received on 2/27/2024 12:05 PM. Unless otherwise noted below, the samples arrived in good condition, and, where required, properly preserved and on ice. The temperature of the cooler at receipt time was 0.4°C.

HPLC/IC
No additional analytical or quality issues were noted, other than those described above or in the Definitions/ Glossary page.

Metals
No additional analytical or quality issues were noted, other than those described above or in the Definitions/ Glossary page.

General Chemistry
Method 2540C: A lesser volume of sample was used for the following samples due to the nature of the sample matrix resulting in elevated reporting limits: SCH-PZ-17I (680-247197-1).

Method 2540C: The sample duplicate precision for the following sample associated with analytical batch 680-824971 was outside control limits: (680-247168-C-1 DU). The associated Laboratory Control Sample / Laboratory Control Sample Duplicate (LCS/LCSD) precision met acceptance criteria.

No additional analytical or quality issues were noted, other than those described above or in the Definitions/ Glossary page.

Client Sample Results

Client: Southern Company
Project/Site: CCR - Plant Scherer Ash Pond Assessment

Job ID: 680-247197-1

Client Sample ID: SCH-PZ-17I

Lab Sample ID: 680-247197-1
Matrix: Water
Date Collected: 02/26/24 14:13
Date Received: 02/27/24 12:05

Method: EPA 300.0 - Anions, Ion Chromatography

Analyte	Result	Qualifier	RL	MDL	Unit	D	Prepared	Analyzed	Dil Fac
Chloride	**7.6**		2.0	0.40	mg/L			03/05/24 06:39	2
Fluoride	<0.40		0.80	0.40	mg/L			03/05/24 06:39	2
Sulfate	**110**		2.0	1.0	mg/L			03/05/24 06:39	2

Method: SW846 6020B - Metals (ICP/MS) - Total Recoverable

Analyte	Result	Qualifier	RL	MDL	Unit	D	Prepared	Analyzed	Dil Fac
Antimony	<0.00034		0.0020	0.00034	mg/L		02/28/24 05:54	02/28/24 19:28	1
Arsenic	<0.00086		0.0010	0.00086	mg/L		02/28/24 05:54	02/28/24 19:28	1
Barium	**0.068**		0.010	0.00089	mg/L		02/28/24 05:54	02/28/24 19:28	1
Beryllium	<0.00020		0.0025	0.00020	mg/L		02/28/24 05:54	02/28/24 19:28	1
Boron	**0.19**		0.080	0.022	mg/L		02/28/24 05:54	02/28/24 19:28	1
Cadmium	<0.000078		0.0025	0.000078	mg/L		02/28/24 05:54	02/28/24 19:28	1
Calcium	**38**		0.50	0.14	mg/L		02/28/24 05:54	02/28/24 19:28	1
Chromium	**0.0033**		0.0020	0.0012	mg/L		02/28/24 05:54	02/28/24 19:28	1
Cobalt	<0.00022		0.0025	0.00022	mg/L		02/28/24 05:54	02/28/24 19:28	1
Iron	**0.019**	**J**	0.10	0.012	mg/L		02/28/24 05:54	02/28/24 19:28	1
Lead	<0.00021		0.0010	0.00021	mg/L		02/28/24 05:54	02/28/24 19:28	1
Lithium	<0.0020		0.0050	0.0020	mg/L		02/28/24 05:54	02/28/24 19:28	1
Magnesium	**18**		0.50	0.023	mg/L		02/28/24 05:54	02/28/24 19:28	1
Manganese	<0.0022		0.0050	0.0022	mg/L		02/28/24 05:54	02/28/24 19:28	1
Molybdenum	<0.00086		0.015	0.00086	mg/L		02/28/24 05:54	02/28/24 19:28	1
Potassium	**2.4**		0.50	0.044	mg/L		02/28/24 05:54	02/28/24 19:28	1
Selenium	<0.00099		0.0050	0.00099	mg/L		02/28/24 05:54	02/28/24 19:28	1
Sodium	**14**		0.50	0.20	mg/L		02/28/24 05:54	02/28/24 19:28	1
Thallium	<0.00026		0.0010	0.00026	mg/L		02/28/24 05:54	02/28/24 19:28	1

Method: SW846 7470A - Mercury (CVAA)

Analyte	Result	Qualifier	RL	MDL	Unit	D	Prepared	Analyzed	Dil Fac
Mercury	<0.000080		0.00020	0.000080	mg/L		03/01/24 09:22	03/01/24 15:33	1

General Chemistry

Analyte	Result	Qualifier	RL	MDL	Unit	D	Prepared	Analyzed	Dil Fac
Total Alkalinity as CaCO3 to pH 4.5 (SM 2320B-2011)	**66**		5.0	2.2	mg/L			02/28/24 19:05	1
Bicarbonate Alkalinity as CaCO3 (SM 2320B-2011)	**66**		5.0	5.0	mg/L			02/28/24 19:05	1
Carbonate Alkalinity as CaCO3 (SM 2320B-2011)	<5.0		5.0	5.0	mg/L			02/28/24 19:05	1
Total Dissolved Solids (SM 2540C-2011)	**230**		40	40	mg/L			02/28/24 10:43	1
Sulfide (SW846 9034)	**14**		10	10	mg/L		02/28/24 11:00	02/28/24 13:43	1

Client Sample ID: SCH-AP1-EB-3

Lab Sample ID: 680-247197-2
Matrix: Water
Date Collected: 02/26/24 16:45
Date Received: 02/27/24 12:05

Method: EPA 300.0 - Anions, Ion Chromatography

Analyte	Result	Qualifier	RL	MDL	Unit	D	Prepared	Analyzed	Dil Fac
Chloride	**0.25**	**J**	1.0	0.20	mg/L			03/05/24 04:48	1
Fluoride	<0.20	F1	0.40	0.20	mg/L			03/05/24 04:48	1
Sulfate	<0.50		1.0	0.50	mg/L			03/05/24 04:48	1

Client Sample Results

Client: Southern Company
Project/Site: CCR - Plant Scherer Ash Pond Assessment

Job ID: 680-247197-1

Client Sample ID: SCH-AP1-EB-3

Date Collected: 02/26/24 16:45
Date Received: 02/27/24 12:05

Lab Sample ID: 680-247197-2

Matrix: Water

Method: SW846 6020B - Metals (ICP/MS) - Total Recoverable

Analyte	Result	Qualifier	RL	MDL	Unit	D	Prepared	Analyzed	Dil Fac
Antimony	<0.00034		0.0020	0.00034	mg/L		02/28/24 05:54	02/28/24 19:25	1
Arsenic	<0.00086		0.0010	0.00086	mg/L		02/28/24 05:54	02/28/24 19:25	1
Barium	<0.00089		0.010	0.00089	mg/L		02/28/24 05:54	02/28/24 19:25	1
Beryllium	<0.00020		0.0025	0.00020	mg/L		02/28/24 05:54	02/28/24 19:25	1
Boron	<0.022		0.080	0.022	mg/L		02/28/24 05:54	02/28/24 19:25	1
Cadmium	<0.000078		0.0025	0.000078	mg/L		02/28/24 05:54	02/28/24 19:25	1
Calcium	<0.14		0.50	0.14	mg/L		02/28/24 05:54	02/28/24 19:25	1
Chromium	<0.0012		0.0020	0.0012	mg/L		02/28/24 05:54	02/28/24 19:25	1
Cobalt	<0.00022		0.0025	0.00022	mg/L		02/28/24 05:54	02/28/24 19:25	1
Iron	<0.012		0.10	0.012	mg/L		02/28/24 05:54	02/28/24 19:25	1
Lead	<0.00021		0.0010	0.00021	mg/L		02/28/24 05:54	02/28/24 19:25	1
Lithium	<0.0020		0.0050	0.0020	mg/L		02/28/24 05:54	02/28/24 19:25	1
Magnesium	<0.023		0.50	0.023	mg/L		02/28/24 05:54	02/28/24 19:25	1
Manganese	<0.0022		0.0050	0.0022	mg/L		02/28/24 05:54	02/28/24 19:25	1
Molybdenum	**0.0011**	**J**	0.015	0.00086	mg/L		02/28/24 05:54	02/28/24 19:25	1
Potassium	<0.044		0.50	0.044	mg/L		02/28/24 05:54	02/28/24 19:25	1
Selenium	<0.00099		0.0050	0.00099	mg/L		02/28/24 05:54	02/28/24 19:25	1
Sodium	<0.20		0.50	0.20	mg/L		02/28/24 05:54	02/28/24 19:25	1
Thallium	<0.00026		0.0010	0.00026	mg/L		02/28/24 05:54	02/28/24 19:25	1

Method: SW846 7470A - Mercury (CVAA)

Analyte	Result	Qualifier	RL	MDL	Unit	D	Prepared	Analyzed	Dil Fac
Mercury	<0.000080		0.00020	0.000080	mg/L		03/01/24 09:22	03/01/24 15:39	1

General Chemistry

Analyte	Result	Qualifier	RL	MDL	Unit	D	Prepared	Analyzed	Dil Fac
Total Alkalinity as CaCO3 to pH 4.5 (SM 2320B-2011)	<2.2		5.0	2.2	mg/L			02/28/24 19:11	1
Bicarbonate Alkalinity as CaCO3 (SM 2320B-2011)	<5.0		5.0	5.0	mg/L			02/28/24 19:11	1
Carbonate Alkalinity as CaCO3 (SM 2320B-2011)	<5.0		5.0	5.0	mg/L			02/28/24 19:11	1
Total Dissolved Solids (SM 2540C-2011)	<10		10	10	mg/L			02/28/24 10:43	1
Sulfide (SW846 9034)	<10		10	10	mg/L		02/28/24 11:00	02/28/24 13:43	1

Method: 300.0 - Anions, Ion Chromatography

Lab Sample ID: MB 670-78938/11
Matrix: Water
Analysis Batch: 78938

Client Sample ID: Method Blank
Prep Type: Total/NA

Analyte	MB Result	MB Qualifier	RL	MDL	Unit	D	Prepared	Analyzed	Dil Fac
Chloride	<0.20		1.0	0.20	mg/L			03/04/24 16:37	1
Fluoride	<0.20		0.40	0.20	mg/L			03/04/24 16:37	1
Sulfate	<0.50		1.0	0.50	mg/L			03/04/24 16:37	1

Lab Sample ID: MB 670-78938/42
Matrix: Water
Analysis Batch: 78938

Client Sample ID: Method Blank
Prep Type: Total/NA

Analyte	MB Result	MB Qualifier	RL	MDL	Unit	D	Prepared	Analyzed	Dil Fac
Chloride	<0.20		1.0	0.20	mg/L			03/05/24 00:50	1
Fluoride	<0.20		0.40	0.20	mg/L			03/05/24 00:50	1
Sulfate	<0.50		1.0	0.50	mg/L			03/05/24 00:50	1

Lab Sample ID: LCS 670-78938/40
Matrix: Water
Analysis Batch: 78938

Client Sample ID: Lab Control Sample
Prep Type: Total/NA

Analyte	Spike Added	LCS Result	LCS Qualifier	Unit	D	%Rec	%Rec Limits
Chloride	4.00	4.03		mg/L		101	90 - 110
Fluoride	4.00	4.37		mg/L		109	90 - 110
Sulfate	4.00	4.13		mg/L		103	90 - 110

Lab Sample ID: LCSD 670-78938/41
Matrix: Water
Analysis Batch: 78938

Client Sample ID: Lab Control Sample Dup
Prep Type: Total/NA

Analyte	Spike Added	LCSD Result	LCSD Qualifier	Unit	D	%Rec	%Rec Limits	RPD	RPD Limit
Chloride	4.00	4.01		mg/L		100	90 - 110	1	20
Fluoride	4.00	4.39		mg/L		110	90 - 110	1	20
Sulfate	4.00	4.13		mg/L		103	90 - 110	0	20

Lab Sample ID: 680-247197-2 MS
Matrix: Water
Analysis Batch: 78938

Client Sample ID: SCH-AP1-EB-3
Prep Type: Total/NA

Analyte	Sample Result	Sample Qualifier	Spike Added	MS Result	MS Qualifier	Unit	D	%Rec	%Rec Limits
Chloride	0.25	J	5.00	5.60		mg/L		107	80 - 120
Fluoride	<0.20	F1	5.00	6.05	F1	mg/L		121	80 - 120
Sulfate	<0.50		5.00	5.49		mg/L		110	80 - 120

Lab Sample ID: 680-247197-2 MSD
Matrix: Water
Analysis Batch: 78938

Client Sample ID: SCH-AP1-EB-3
Prep Type: Total/NA

Analyte	Sample Result	Sample Qualifier	Spike Added	MSD Result	MSD Qualifier	Unit	D	%Rec	%Rec Limits	RPD	RPD Limit
Chloride	0.25	J	5.00	5.59		mg/L		107	80 - 120	0	20
Fluoride	<0.20	F1	5.00	6.08	F1	mg/L		122	80 - 120	1	20
Sulfate	<0.50		5.00	5.46		mg/L		109	80 - 120	1	20

QC Sample Results

Client: Southern Company
Project/Site: CCR - Plant Scherer Ash Pond Assessment

Job ID: 680-247197-1

Method: 6020B - Metals (ICP/MS)

Lab Sample ID: MB 680-824891/1-A
Matrix: Water
Analysis Batch: 825099

Client Sample ID: Method Blank
Prep Type: Total Recoverable
Prep Batch: 824891

Analyte	MB Result	MB Qualifier	RL	MDL	Unit	D	Prepared	Analyzed	Dil Fac
Antimony	<0.00034		0.0020	0.00034	mg/L		02/28/24 05:54	02/28/24 18:13	1
Arsenic	<0.00086		0.0010	0.00086	mg/L		02/28/24 05:54	02/28/24 18:13	1
Barium	<0.00089		0.010	0.00089	mg/L		02/28/24 05:54	02/28/24 18:13	1
Beryllium	<0.00020		0.0025	0.00020	mg/L		02/28/24 05:54	02/28/24 18:13	1
Boron	<0.022		0.080	0.022	mg/L		02/28/24 05:54	02/28/24 18:13	1
Cadmium	<0.000078		0.0025	0.000078	mg/L		02/28/24 05:54	02/28/24 18:13	1
Calcium	<0.14		0.50	0.14	mg/L		02/28/24 05:54	02/28/24 18:13	1
Chromium	<0.0012		0.0020	0.0012	mg/L		02/28/24 05:54	02/28/24 18:13	1
Cobalt	<0.00022		0.0025	0.00022	mg/L		02/28/24 05:54	02/28/24 18:13	1
Iron	<0.012		0.10	0.012	mg/L		02/28/24 05:54	02/28/24 18:13	1
Lead	<0.00021		0.0010	0.00021	mg/L		02/28/24 05:54	02/28/24 18:13	1
Lithium	<0.0020		0.0050	0.0020	mg/L		02/28/24 05:54	02/28/24 18:13	1
Magnesium	<0.023		0.50	0.023	mg/L		02/28/24 05:54	02/28/24 18:13	1
Manganese	<0.0022		0.0050	0.0022	mg/L		02/28/24 05:54	02/28/24 18:13	1
Molybdenum	<0.00086		0.015	0.00086	mg/L		02/28/24 05:54	02/28/24 18:13	1
Potassium	<0.044		0.50	0.044	mg/L		02/28/24 05:54	02/28/24 18:13	1
Selenium	<0.00099		0.0050	0.00099	mg/L		02/28/24 05:54	02/28/24 18:13	1
Sodium	<0.20		0.50	0.20	mg/L		02/28/24 05:54	02/28/24 18:13	1
Thallium	<0.00026		0.0010	0.00026	mg/L		02/28/24 05:54	02/28/24 18:13	1

Lab Sample ID: LCS 680-824891/2-A
Matrix: Water
Analysis Batch: 825099

Client Sample ID: Lab Control Sample
Prep Type: Total Recoverable
Prep Batch: 824891

Analyte	Spike Added	LCS Result	LCS Qualifier	Unit	D	%Rec	%Rec Limits
Antimony	0.0500	0.0547		mg/L		109	80 - 120
Arsenic	0.100	0.104		mg/L		104	80 - 120
Barium	0.100	0.112		mg/L		112	80 - 120
Beryllium	0.0500	0.0531		mg/L		106	80 - 120
Boron	0.400	0.414		mg/L		103	80 - 120
Cadmium	0.0500	0.0557		mg/L		111	80 - 120
Calcium	5.00	5.40		mg/L		108	80 - 120
Chromium	0.100	0.111		mg/L		110	80 - 120
Cobalt	0.0500	0.0576		mg/L		115	80 - 120
Iron	4.99	5.40		mg/L		108	80 - 120
Lead	0.500	0.514		mg/L		103	80 - 120
Lithium	0.500	0.504		mg/L		101	80 - 120
Magnesium	5.00	5.34		mg/L		107	80 - 120
Manganese	0.400	0.411		mg/L		103	80 - 120
Molybdenum	0.100	0.108		mg/L		108	80 - 120
Potassium	7.00	7.61		mg/L		109	80 - 120
Selenium	0.100	0.0973		mg/L		97	80 - 120
Sodium	5.03	5.34		mg/L		106	80 - 120
Thallium	0.0500	0.0547		mg/L		109	80 - 120

Method: 6020B - Metals (ICP/MS) (Continued)

Lab Sample ID: 400-251663-C-6-B MS
Matrix: Water
Analysis Batch: 825099

Client Sample ID: Matrix Spike
Prep Type: Total Recoverable
Prep Batch: 824891

Analyte	Sample Result	Sample Qualifier	Spike Added	MS Result	MS Qualifier	Unit	D	%Rec	%Rec Limits
Antimony	<0.00034		0.0500	0.0552		mg/L		110	75 - 125
Arsenic	<0.00086		0.100	0.105		mg/L		105	75 - 125
Barium	<0.00089		0.100	0.111		mg/L		111	75 - 125
Beryllium	<0.00020		0.0500	0.0553		mg/L		111	75 - 125
Boron	<0.022		0.400	0.418		mg/L		105	75 - 125
Cadmium	<0.000078		0.0500	0.0567		mg/L		113	75 - 125
Calcium	<0.14		5.00	5.45		mg/L		109	75 - 125
Chromium	<0.0012		0.100	0.113		mg/L		113	75 - 125
Cobalt	<0.00022		0.0500	0.0575		mg/L		115	75 - 125
Iron	<0.012		4.99	5.53		mg/L		111	75 - 125
Lead	0.00039	J	0.500	0.525		mg/L		105	75 - 125
Lithium	<0.0020		0.500	0.510		mg/L		102	75 - 125
Magnesium	<0.023		5.00	5.29		mg/L		106	75 - 125
Manganese	<0.0022		0.400	0.429		mg/L		107	75 - 125
Molybdenum	<0.00086		0.100	0.110		mg/L		110	75 - 125
Potassium	<0.044		7.00	7.73		mg/L		110	75 - 125
Selenium	<0.00099		0.100	0.0992		mg/L		99	75 - 125
Sodium	<0.20		5.03	5.25		mg/L		104	75 - 125
Thallium	<0.00026		0.0500	0.0576		mg/L		115	75 - 125

Lab Sample ID: 400-251663-C-6-C MSD
Matrix: Water
Analysis Batch: 825099

Client Sample ID: Matrix Spike Duplicate
Prep Type: Total Recoverable
Prep Batch: 824891

Analyte	Sample Result	Sample Qualifier	Spike Added	MSD Result	MSD Qualifier	Unit	D	%Rec	%Rec Limits	RPD	RPD Limit
Antimony	<0.00034		0.0500	0.0548		mg/L		110	75 - 125	1	20
Arsenic	<0.00086		0.100	0.102		mg/L		102	75 - 125	3	20
Barium	<0.00089		0.100	0.107		mg/L		107	75 - 125	4	20
Beryllium	<0.00020		0.0500	0.0534		mg/L		107	75 - 125	4	20
Boron	<0.022		0.400	0.418		mg/L		105	75 - 125	0	20
Cadmium	<0.000078		0.0500	0.0549		mg/L		110	75 - 125	3	20
Calcium	<0.14		5.00	5.17		mg/L		103	75 - 125	5	20
Chromium	<0.0012		0.100	0.113		mg/L		113	75 - 125	0	20
Cobalt	<0.00022		0.0500	0.0568		mg/L		114	75 - 125	1	20
Iron	<0.012		4.99	5.40		mg/L		108	75 - 125	3	20
Lead	0.00039	J	0.500	0.514		mg/L		103	75 - 125	2	20
Lithium	<0.0020		0.500	0.496		mg/L		99	75 - 125	3	20
Magnesium	<0.023		5.00	4.99		mg/L		100	75 - 125	6	20
Manganese	<0.0022		0.400	0.418		mg/L		104	75 - 125	3	20
Molybdenum	<0.00086		0.100	0.107		mg/L		107	75 - 125	3	20
Potassium	<0.044		7.00	7.37		mg/L		105	75 - 125	5	20
Selenium	<0.00099		0.100	0.0973		mg/L		97	75 - 125	2	20
Sodium	<0.20		5.03	5.01		mg/L		100	75 - 125	5	20
Thallium	<0.00026		0.0500	0.0569		mg/L		114	75 - 125	1	20

QC Sample Results

Client: Southern Company
Project/Site: CCR - Plant Scherer Ash Pond Assessment

Job ID: 680-247197-1

Method: 7470A - Mercury (CVAA)

Lab Sample ID: MB 680-825329/1-A — **Client Sample ID: Method Blank**
Matrix: Water — **Prep Type: Total/NA**
Analysis Batch: 825524 — **Prep Batch: 825329**

Analyte	MB Result	MB Qualifier	RL	MDL	Unit	D	Prepared	Analyzed	Dil Fac
Mercury	<0.000080		0.00020	0.000080	mg/L		03/01/24 09:22	03/01/24 14:56	1

Lab Sample ID: LCS 680-825329/2-A — **Client Sample ID: Lab Control Sample**
Matrix: Water — **Prep Type: Total/NA**
Analysis Batch: 825524 — **Prep Batch: 825329**

Analyte	Spike Added	LCS Result	LCS Qualifier	Unit	D	%Rec	%Rec Limits
Mercury	0.00250	0.00241		mg/L		96	80 - 120

Lab Sample ID: 680-247117-C-1-H MS — **Client Sample ID: Matrix Spike**
Matrix: Water — **Prep Type: Total/NA**
Analysis Batch: 825524 — **Prep Batch: 825329**

Analyte	Sample Result	Sample Qualifier	Spike Added	MS Result	MS Qualifier	Unit	D	%Rec	%Rec Limits
Mercury	<0.000080		0.00100	0.000959		mg/L		96	80 - 120

Lab Sample ID: 680-247117-C-1-I MSD — **Client Sample ID: Matrix Spike Duplicate**
Matrix: Water — **Prep Type: Total/NA**
Analysis Batch: 825524 — **Prep Batch: 825329**

Analyte	Sample Result	Sample Qualifier	Spike Added	MSD Result	MSD Qualifier	Unit	D	%Rec	%Rec Limits	RPD	RPD Limit
Mercury	<0.000080		0.00100	0.000945		mg/L		95	80 - 120	1	20

Method: 2320B-2011 - Alkalinity, Total

Lab Sample ID: MB 680-825242/4 — **Client Sample ID: Method Blank**
Matrix: Water — **Prep Type: Total/NA**
Analysis Batch: 825242

Analyte	MB Result	MB Qualifier	RL	MDL	Unit	D	Prepared	Analyzed	Dil Fac
Total Alkalinity as CaCO3 to pH 4.5	<2.2		5.0	2.2	mg/L			02/28/24 16:31	1
Bicarbonate Alkalinity as CaCO3	<5.0		5.0	5.0	mg/L			02/28/24 16:31	1
Carbonate Alkalinity as CaCO3	<5.0		5.0	5.0	mg/L			02/28/24 16:31	1

Lab Sample ID: LCS 680-825242/6 — **Client Sample ID: Lab Control Sample**
Matrix: Water — **Prep Type: Total/NA**
Analysis Batch: 825242

Analyte	Spike Added	LCS Result	LCS Qualifier	Unit	D	%Rec	%Rec Limits
Total Alkalinity as CaCO3 to pH 4.5	250	249		mg/L		100	90 - 112

Lab Sample ID: LCSD 680-825242/31 — **Client Sample ID: Lab Control Sample Dup**
Matrix: Water — **Prep Type: Total/NA**
Analysis Batch: 825242

Analyte	Spike Added	LCSD Result	LCSD Qualifier	Unit	D	%Rec	%Rec Limits	RPD	RPD Limit
Total Alkalinity as CaCO3 to pH 4.5	250	258		mg/L		103	90 - 112	3	30

Method: 2320B-2011 - Alkalinity, Total (Continued)

Lab Sample ID: 680-247176-H-1 DU — **Client Sample ID: Duplicate**
Matrix: Water — **Prep Type: Total/NA**
Analysis Batch: 825242

Analyte	Sample Result	Sample Qualifier		DU Result	DU Qualifier	Unit	D			RPD	RPD Limit
Total Alkalinity as CaCO3 to pH 4.5	140			136		mg/L				1	30
Bicarbonate Alkalinity as CaCO3	140			136		mg/L				1	30
Carbonate Alkalinity as CaCO3	<5.0			<5.0		mg/L				NC	30

Method: 2540C-2011 - Total Dissolved Solids (Dried at 180 °C)

Lab Sample ID: MB 680-824971/1 — **Client Sample ID: Method Blank**
Matrix: Water — **Prep Type: Total/NA**
Analysis Batch: 824971

Analyte	MB Result	MB Qualifier	RL	MDL	Unit	D	Prepared	Analyzed	Dil Fac
Total Dissolved Solids	<10		10	10	mg/L			02/28/24 10:43	1

Lab Sample ID: LCS 680-824971/2 — **Client Sample ID: Lab Control Sample**
Matrix: Water — **Prep Type: Total/NA**
Analysis Batch: 824971

Analyte			Spike Added	LCS Result	LCS Qualifier	Unit	D	%Rec	%Rec Limits		
Total Dissolved Solids			2410	2420		mg/L		100	80 - 120		

Lab Sample ID: LCSD 680-824971/3 — **Client Sample ID: Lab Control Sample Dup**
Matrix: Water — **Prep Type: Total/NA**
Analysis Batch: 824971

Analyte			Spike Added	LCSD Result	LCSD Qualifier	Unit	D	%Rec	%Rec Limits	RPD	RPD Limit
Total Dissolved Solids			2410	2420		mg/L		100	80 - 120	0	25

Lab Sample ID: 680-247168-C-1 DU — **Client Sample ID: Duplicate**
Matrix: Water — **Prep Type: Total/NA**
Analysis Batch: 824971

Analyte	Sample Result	Sample Qualifier		DU Result	DU Qualifier	Unit	D			RPD	RPD Limit
Total Dissolved Solids	370			340	F3	mg/L				7	5

Lab Sample ID: 680-247203-C-3 DU — **Client Sample ID: Duplicate**
Matrix: Water — **Prep Type: Total/NA**
Analysis Batch: 824971

Analyte	Sample Result	Sample Qualifier		DU Result	DU Qualifier	Unit	D			RPD	RPD Limit
Total Dissolved Solids	490			494		mg/L				1	5

Method: 9034 - Sulfide, Acid Soluble and Insoluble (Titrimetric)

Lab Sample ID: MB 680-824987/1-A — **Client Sample ID: Method Blank**
Matrix: Water — **Prep Type: Total/NA**
Analysis Batch: 825011 — **Prep Batch: 824987**

Analyte	MB Result	MB Qualifier	RL	MDL	Unit	D	Prepared	Analyzed	Dil Fac
Sulfide	<10		10	10	mg/L		02/28/24 11:00	02/28/24 13:43	1

Method: 9034 - Sulfide, Acid Soluble and Insoluble (Titrimetric) (Continued)

Lab Sample ID: LCS 680-824987/2-A — **Client Sample ID: Lab Control Sample**
Matrix: Water — **Prep Type: Total/NA**
Analysis Batch: 825011 — **Prep Batch: 824987**

Analyte			Spike Added	LCS Result	LCS Qualifier	Unit	D	%Rec	%Rec Limits		
Sulfide			208	125		mg/L		60	50 - 150		

Lab Sample ID: LCSD 680-824987/3-A — **Client Sample ID: Lab Control Sample Dup**
Matrix: Water — **Prep Type: Total/NA**
Analysis Batch: 825011 — **Prep Batch: 824987**

Analyte			Spike Added	LCSD Result	LCSD Qualifier	Unit	D	%Rec	%Rec Limits	RPD	RPD Limit
Sulfide			208	119		mg/L		57	50 - 150	5	50

Lab Sample ID: 680-247129-M-2-B MS — **Client Sample ID: Matrix Spike**
Matrix: Water — **Prep Type: Total/NA**
Analysis Batch: 825011 — **Prep Batch: 824987**

Analyte	Sample Result	Sample Qualifier	Spike Added	MS Result	MS Qualifier	Unit	D	%Rec	%Rec Limits		
Sulfide	<10		208	136		mg/L		65	50 - 150		

Lab Sample ID: 680-247129-M-2-C MSD — **Client Sample ID: Matrix Spike Duplicate**
Matrix: Water — **Prep Type: Total/NA**
Analysis Batch: 825011 — **Prep Batch: 824987**

Analyte	Sample Result	Sample Qualifier	Spike Added	MSD Result	MSD Qualifier	Unit	D	%Rec	%Rec Limits	RPD	RPD Limit
Sulfide	<10		208	128		mg/L		61	50 - 150	6	50

Lab Sample ID: 680-247129-E-1-B DU — **Client Sample ID: Duplicate**
Matrix: Water — **Prep Type: Total/NA**
Analysis Batch: 825011 — **Prep Batch: 824987**

Analyte	Sample Result	Sample Qualifier		DU Result	DU Qualifier	Unit	D			RPD	RPD Limit
Sulfide	<10			<10		mg/L				NC	50

QC Association Summary

Client: Southern Company
Project/Site: CCR - Plant Scherer Ash Pond Assessment

Job ID: 680-247197-1

HPLC/IC

Analysis Batch: 78938

Lab Sample ID	Client Sample ID	Prep Type	Matrix	Method	Prep Batch
680-247197-1	SCH-PZ-17I	Total/NA	Water	300.0	
680-247197-2	SCH-AP1-EB-3	Total/NA	Water	300.0	
MB 670-78938/11	Method Blank	Total/NA	Water	300.0	
MB 670-78938/42	Method Blank	Total/NA	Water	300.0	
LCS 670-78938/40	Lab Control Sample	Total/NA	Water	300.0	
LCSD 670-78938/41	Lab Control Sample Dup	Total/NA	Water	300.0	
680-247197-2 MS	SCH-AP1-EB-3	Total/NA	Water	300.0	
680-247197-2 MSD	SCH-AP1-EB-3	Total/NA	Water	300.0	

Metals

Prep Batch: 824891

Lab Sample ID	Client Sample ID	Prep Type	Matrix	Method	Prep Batch
680-247197-1	SCH-PZ-17I	Total Recoverable	Water	3005A	
680-247197-2	SCH-AP1-EB-3	Total Recoverable	Water	3005A	
MB 680-824891/1-A	Method Blank	Total Recoverable	Water	3005A	
LCS 680-824891/2-A	Lab Control Sample	Total Recoverable	Water	3005A	
400-251663-C-6-B MS	Matrix Spike	Total Recoverable	Water	3005A	
400-251663-C-6-C MSD	Matrix Spike Duplicate	Total Recoverable	Water	3005A	

Analysis Batch: 825099

Lab Sample ID	Client Sample ID	Prep Type	Matrix	Method	Prep Batch
680-247197-1	SCH-PZ-17I	Total Recoverable	Water	6020B	824891
680-247197-2	SCH-AP1-EB-3	Total Recoverable	Water	6020B	824891
MB 680-824891/1-A	Method Blank	Total Recoverable	Water	6020B	824891
LCS 680-824891/2-A	Lab Control Sample	Total Recoverable	Water	6020B	824891
400-251663-C-6-B MS	Matrix Spike	Total Recoverable	Water	6020B	824891
400-251663-C-6-C MSD	Matrix Spike Duplicate	Total Recoverable	Water	6020B	824891

Prep Batch: 825329

Lab Sample ID	Client Sample ID	Prep Type	Matrix	Method	Prep Batch
680-247197-1	SCH-PZ-17I	Total/NA	Water	7470A	
680-247197-2	SCH-AP1-EB-3	Total/NA	Water	7470A	
MB 680-825329/1-A	Method Blank	Total/NA	Water	7470A	
LCS 680-825329/2-A	Lab Control Sample	Total/NA	Water	7470A	
680-247117-C-1-H MS	Matrix Spike	Total/NA	Water	7470A	
680-247117-C-1-I MSD	Matrix Spike Duplicate	Total/NA	Water	7470A	

Analysis Batch: 825524

Lab Sample ID	Client Sample ID	Prep Type	Matrix	Method	Prep Batch
680-247197-1	SCH-PZ-17I	Total/NA	Water	7470A	825329
680-247197-2	SCH-AP1-EB-3	Total/NA	Water	7470A	825329
MB 680-825329/1-A	Method Blank	Total/NA	Water	7470A	825329
LCS 680-825329/2-A	Lab Control Sample	Total/NA	Water	7470A	825329
680-247117-C-1-H MS	Matrix Spike	Total/NA	Water	7470A	825329
680-247117-C-1-I MSD	Matrix Spike Duplicate	Total/NA	Water	7470A	825329

General Chemistry

Analysis Batch: 824971

Lab Sample ID	Client Sample ID	Prep Type	Matrix	Method	Prep Batch
680-247197-1	SCH-PZ-17I	Total/NA	Water	2540C-2011	

General Chemistry (Continued)

Analysis Batch: 824971 (Continued)

Lab Sample ID	Client Sample ID	Prep Type	Matrix	Method	Prep Batch
680-247197-2	SCH-AP1-EB-3	Total/NA	Water	2540C-2011	
MB 680-824971/1	Method Blank	Total/NA	Water	2540C-2011	
LCS 680-824971/2	Lab Control Sample	Total/NA	Water	2540C-2011	
LCSD 680-824971/3	Lab Control Sample Dup	Total/NA	Water	2540C-2011	
680-247168-C-1 DU	Duplicate	Total/NA	Water	2540C-2011	
680-247203-C-3 DU	Duplicate	Total/NA	Water	2540C-2011	

Prep Batch: 824987

Lab Sample ID	Client Sample ID	Prep Type	Matrix	Method	Prep Batch
680-247197-1	SCH-PZ-17I	Total/NA	Water	9030B	
680-247197-2	SCH-AP1-EB-3	Total/NA	Water	9030B	
MB 680-824987/1-A	Method Blank	Total/NA	Water	9030B	
LCS 680-824987/2-A	Lab Control Sample	Total/NA	Water	9030B	
LCSD 680-824987/3-A	Lab Control Sample Dup	Total/NA	Water	9030B	
680-247129-M-2-B MS	Matrix Spike	Total/NA	Water	9030B	
680-247129-M-2-C MSD	Matrix Spike Duplicate	Total/NA	Water	9030B	
680-247129-E-1-B DU	Duplicate	Total/NA	Water	9030B	

Analysis Batch: 825011

Lab Sample ID	Client Sample ID	Prep Type	Matrix	Method	Prep Batch
680-247197-1	SCH-PZ-17I	Total/NA	Water	9034	824987
680-247197-2	SCH-AP1-EB-3	Total/NA	Water	9034	824987
MB 680-824987/1-A	Method Blank	Total/NA	Water	9034	824987
LCS 680-824987/2-A	Lab Control Sample	Total/NA	Water	9034	824987
LCSD 680-824987/3-A	Lab Control Sample Dup	Total/NA	Water	9034	824987
680-247129-M-2-B MS	Matrix Spike	Total/NA	Water	9034	824987
680-247129-M-2-C MSD	Matrix Spike Duplicate	Total/NA	Water	9034	824987
680-247129-E-1-B DU	Duplicate	Total/NA	Water	9034	824987

Analysis Batch: 825242

Lab Sample ID	Client Sample ID	Prep Type	Matrix	Method	Prep Batch
680-247197-1	SCH-PZ-17I	Total/NA	Water	2320B-2011	
680-247197-2	SCH-AP1-EB-3	Total/NA	Water	2320B-2011	
MB 680-825242/4	Method Blank	Total/NA	Water	2320B-2011	
LCS 680-825242/6	Lab Control Sample	Total/NA	Water	2320B-2011	
LCSD 680-825242/31	Lab Control Sample Dup	Total/NA	Water	2320B-2011	
680-247176-H-1 DU	Duplicate	Total/NA	Water	2320B-2011	

Lab Chronicle

Client: Southern Company
Project/Site: CCR - Plant Scherer Ash Pond Assessment

Job ID: 680-247197-1

Client Sample ID: SCH-PZ-17I

Lab Sample ID: 680-247197-1

Date Collected: 02/26/24 14:13
Matrix: Water
Date Received: 02/27/24 12:05

Prep Type	Batch Type	Batch Method	Run	Dil Factor	Initial Amount	Final Amount	Batch Number	Prepared or Analyzed	Analyst	Lab
Total/NA	Analysis	300.0		2	0 mL	1.0 mL	78938	03/05/24 06:39	KS	EET ORL
	Instrument ID:	IC_001								
Total Recoverable	Prep	3005A			25 mL	125 mL	824891	02/28/24 05:54	RR	EET SAV
Total Recoverable	Analysis	6020B		1			825099	02/28/24 19:28	BWR	EET SAV
	Instrument ID:	ICPMSD								
Total/NA	Prep	7470A			50 mL	50 mL	825329	03/01/24 09:22	DW	EET SAV
Total/NA	Analysis	7470A		1			825524	03/01/24 15:33	DW	EET SAV
	Instrument ID:	QuickTrace2								
Total/NA	Analysis	2320B-2011		1			825242	02/28/24 19:05	PG	EET SAV
	Instrument ID:	MANTECH 2								
Total/NA	Analysis	2540C-2011		1	50 mL	200 mL	824971	02/28/24 10:43	PG	EET SAV
	Instrument ID:	NOEQUIP								
Total/NA	Prep	9030B			6 mL	6 mL	824987	02/28/24 11:00	JAS	EET SAV
Total/NA	Analysis	9034		1	6 mL	6 mL	825011	02/28/24 13:43	JAS	EET SAV
	Instrument ID:	NoEquip								

Client Sample ID: SCH-AP1-EB-3

Lab Sample ID: 680-247197-2

Date Collected: 02/26/24 16:45
Matrix: Water
Date Received: 02/27/24 12:05

Prep Type	Batch Type	Batch Method	Run	Dil Factor	Initial Amount	Final Amount	Batch Number	Prepared or Analyzed	Analyst	Lab
Total/NA	Analysis	300.0		1	0 mL	1.0 mL	78938	03/05/24 04:48	KS	EET ORL
	Instrument ID:	IC_001								
Total Recoverable	Prep	3005A			25 mL	125 mL	824891	02/28/24 05:54	RR	EET SAV
Total Recoverable	Analysis	6020B		1			825099	02/28/24 19:25	BWR	EET SAV
	Instrument ID:	ICPMSD								
Total/NA	Prep	7470A			50 mL	50 mL	825329	03/01/24 09:22	DW	EET SAV
Total/NA	Analysis	7470A		1			825524	03/01/24 15:39	DW	EET SAV
	Instrument ID:	QuickTrace2								
Total/NA	Analysis	2320B-2011		1			825242	02/28/24 19:11	PG	EET SAV
	Instrument ID:	MANTECH 2								
Total/NA	Analysis	2540C-2011		1	200 mL	200 mL	824971	02/28/24 10:43	PG	EET SAV
	Instrument ID:	NOEQUIP								
Total/NA	Prep	9030B			6 mL	6 mL	824987	02/28/24 11:00	JAS	EET SAV
Total/NA	Analysis	9034		1	6 mL	6 mL	825011	02/28/24 13:43	JAS	EET SAV
	Instrument ID:	NoEquip								

Laboratory References:

EET ORL = Eurofins Orlando, 481 Newburyport Avenue, Altamonte Springs, FL 32701, TEL (407)339-5984

EET SAV = Eurofins Savannah, 5102 LaRoche Avenue, Savannah, GA 31404, TEL (912)354-7858

Accreditation/Certification Summary

Client: Southern Company
Job ID: 680-247197-1
Project/Site: CCR - Plant Scherer Ash Pond Assessment

Laboratory: Eurofins Savannah

The accreditations/certifications listed below are applicable to this report.

Authority	Program	Identification Number	Expiration Date
Florida	NELAP	E87052	06-30-24
Georgia	State	E87052	06-30-24

Laboratory: Eurofins Orlando

All accreditations/certifications held by this laboratory are listed. Not all accreditations/certifications are applicable to this report.

Authority	Program	Identification Number	Expiration Date
Alabama	State	42800	06-30-24
Arkansas (DW)	State	FL00091	06-30-24
Florida	NELAP	E83018	06-30-24
Georgia (DW)	State	C055	06-30-24
Louisiana (All)	NELAP	239316	06-30-24
Louisiana (DW)	State	LA039	05-24-24
Mississippi	State	MS00007	06-30-24
New Mexico	State	FL00091	06-30-24
North Carolina (DW)	State	12712	07-31-24
Tennessee	State	TN04930	06-30-24
Texas	NELAP	T104704571	02-28-25
Washington	State	C1089	10-19-24

Method Summary

Client: Southern Company
Project/Site: CCR - Plant Scherer Ash Pond Assessment

Job ID: 680-247197-1

Method	Method Description	Protocol	Laboratory
300.0	Anions, Ion Chromatography	EPA	EET ORL
6020B	Metals (ICP/MS)	SW846	EET SAV
7470A	Mercury (CVAA)	SW846	EET SAV
2320B-2011	Alkalinity, Total	SM	EET SAV
2540C-2011	Total Dissolved Solids (Dried at 180 °C)	SM	EET SAV
9034	Sulfide, Acid Soluble and Insoluble (Titrimetric)	SW846	EET SAV
3005A	Preparation, Total Recoverable or Dissolved Metals	SW846	EET SAV
7470A	Preparation, Mercury	SW846	EET SAV
9030B	Sulfide, Distillation (Acid Soluble and Insoluble)	SW846	EET SAV

Protocol References:

EPA = US Environmental Protection Agency

SM = "Standard Methods For The Examination Of Water And Wastewater"

SW846 = "Test Methods For Evaluating Solid Waste, Physical/Chemical Methods", Third Edition, November 1986 And Its Updates.

Laboratory References:

EET ORL = Eurofins Orlando, 481 Newburyport Avenue, Altamonte Springs, FL 32701, TEL (407)339-5984

EET SAV = Eurofins Savannah, 5102 LaRoche Avenue, Savannah, GA 31404, TEL (912)354-7858

Eurofins Savannah
5102 LaRoche Avenue
Savannah, GA 31404
Phone (912) 354-7858 Phone (912) 352-0165

Chain of Custody Record

eurofins | Environment Testing

Client Information	Sampler(s): Mark Mann	Lab PM / Phone: David Fuller / 770-344-8986	Carrier Tracking No(s):	COC No:
Client Contact: Joju Abraham	Site-Project Manager / Phone: Dawn Prell / 248-536-5445	E-Mail: David.Fuller@et.eurofinsus.com	State of Origin: GA	Page: Page 1 of 1
Company: Southern Company				Job #:
Address: 241 Ralph McGill Blvd SE B10185	Due Date Requested:			
City: Atlanta	TAT Requested (business days): 2 weeks			
State, Zip: GA, 30308	Compliance Project: Δ Yes Δ No			
Phone:	Lab Project #: (DO NOT REMOVE) 68027798			
Email: JAbraham@southernco.com	Lab PO #: GPC82130-0003 / PO Line #1			
Project Name: CCR - Plant Scherer Ash Pond Assessment	Project #:			
Site:				

Analysis Requested

Preservation Codes:
A - HCL, B - NaOH, C - Zn Acetate, D - Nitric Acid, E - NaHSO4, F - MeOH, G - Amchlor, H - Ascorbic Acid, I - Ice, J - DI Water, K - EDTA, L - EDA
M - Hexane, N - None, O - AsNaO2, P - Na2O4S, Q - Na2SO3, R - Na2S2O3, S - H2SO4, T - TSP Dodecahydrate, U - Acetone, V - MCAA, W - pH 4-5, Y - Trizma, Z - other (specify)
Other:

Task_Code: SCH-CCR-ASSMT-2024S1

Special Instructions/Notes:

Sample Identification	Sample Date	Sample Time	Sample Type (C=comp, G=grab)	Matrix (W=water, S=solid, O=waste/oil, BT=Tissue, A=Air)	Field Filtered Sample (Yes or No)	Perform MS/MSD (Yes or No)	300_ORGFM_28D - Chloride, Fluoride, Sulfate	2540C - Solids, Total Dissolved (TDS)	6020B - App III and IV w/ Fe, Mg, Mn, Na, K	7470A - App IV Mercury	9034 - Sulfide (FILL BOTTLES COMPLETELY)	2320B - Alkalinity, Total, Carb/Bicarb	9315_Ra226 - Radium 226	9320_Ra228 - Radium 228	Ra226Ra228_GFPC - Combined Radium 226 and 228	Total Number of containers
			Preservation Code:				N	N	D	D	CB	N	D	D	D	
SCH-PZ-17I	2/26/24	14:13	G	WG	N	N	X	X	X	X	X	X	X	X	X	8
SCH-AP1-EB-3	2/26/24	16:45	G	WQ	N	N	X	X	X	X	X	X	X	X	X	8

680-247197 Chain of Custody

Possible Hazard Identification
☐ Non-Hazard ☐ Flammable ☐ Skin Irritant ☐ Poison B ☐ Unknown ☐ Radiological

Sample Disposal (A fee may be assessed if samples are retained longer than 1 month)
☐ Return To Client ☐ Disposal By Lab ☐ Archive For _____ Months

Deliverable Requested: I, II, III, IV, Other (specify)

Special Instructions/QC Requirements:

Empty Kit Relinquished by:	Date:	Time:	Method of Shipment:

Relinquished by:	Date/Time:	Company	Received by:	Date/Time:	Company
MARK MANN / [signature]	02/27/24 825	WSP			
~~Relinquished by:~~ E COOK RECEIVED:	02/27/24 8:25	Courier NOW			
Relinquished by:	Date/Time: / /	Company	Received by: C Munro	Date/Time: 3/7/24 1205	Company: Eurofins

Custody Seals Intact: Δ Yes Δ No	Custody Seal No.:	Cooler Temperature(s) °C and Other Remarks: 0.4/0.4 C.D.O

Eurofins Savannah
5102 LaRoche Avenue
Savannah, GA 31404
Phone: 912-354-7858 Fax: 912-352-0165

Chain of Custody Record

eurofins | Environment Testing

Client Information (Sub Contract Lab)	Sampler:	Lab PM: Fuller, David	Carrier Tracking No(s):	COC No: 680-765080.1
Client Contact: Shipping/Receiving	Phone:	E-Mail: David.Fuller@et.eurofinsus.com	State of Origin: Georgia	Page: Page 1 of 1
Company: Eurofins Environment Testing Southeast,		Accreditations Required (See note): NELAP - Florida; State - Georgia		Job #: 680-247197-1
Address: 481 Newburyport Avenue, ,	Due Date Requested: 3/8/2024			
City: Altamonte Springs	TAT Requested (days):			
State, Zip: FL, 32701				
Phone: 407-339-5984(Tel) 407-260-6110(Fax)	PO #:			
Email:	WO #:			
Project Name: CCR - Plant Scherer Ash Pond Assessment	Project #: 68027798			
Site:	SSOW#:			

Analysis Requested

Preservation Codes:

A - HCL
B - NaOH
C - Zn Acetate
D - Nitric Acid
E - NaHSO4
F - MeOH
G - Amchlor
H - Ascorbic Acid
I - Ice
J - DI Water
K - EDTA
L - EDA
M - Hexane
N - None
O - AsNaO2
P - Na2O4S
Q - Na2SO3
R - Na2S2O3
S - H2SO4
T - TSP Dodecahydrate
U - Acetone
V - MCAA
W - pH 4-5
Y - Trizma
Z - other (specify)

Other:

Sample Identification - Client ID (Lab ID)	Sample Date	Sample Time	Sample Type (C=comp, G=grab)	Matrix (W=water, S=solid, O=waste/oil, BT=Tissue, A=Air)	Field Filtered Sample (Yes or No)	Perform MS/MSD (Yes or No)	300_ORGFM_28D/ Cl, Fl, SO4, Br	Total Number of containers	Special Instructions/Note:
			Preservation Code:						
SCH-PZ-17I (680-247197-1)	2/26/24	14:13 Eastern		Water			X	1	
SCH-AP1-EB-3 (680-247197-2)	2/26/24	16:45 Eastern		Water			X	1	

Note: Since laboratory accreditations are subject to change, Eurofins Environment Testing Southeast, LLC places the ownership of method, analyte & accreditation compliance upon our subcontract laboratories. This sample shipment is forwarded under chain-of-custody. If the laboratory does not currently maintain accreditation in the State of Origin listed above for analysis/tests/matrix being analyzed, the samples must be shipped back to the Eurofins Environment Testing Southeast, LLC laboratory or other instructions will be provided. Any changes to accreditation status should be brought to Eurofins Environment Testing Southeast, LLC attention immediately. If all requested accreditations are current to date, return the signed Chain of Custody attesting to said compliance to Eurofins Environment Testing Southeast, LLC.

Possible Hazard Identification *Unconfirmed*	***Sample Disposal (A fee may be assessed if samples are retained longer than 1 month)*** ☐ *Return To Client* ☐ *Disposal By Lab* ☐ *Archive For* _____ *Months*
Deliverable Requested: I, II, III, IV, Other (specify) Primary Deliverable Rank: 2	Special Instructions/QC Requirements:

Empty Kit Relinquished by:	Date:	Time:	Method of Shipment:

Relinquished by:	Date/Time:	Company	Received by:	Date/Time:	Company
	3-1-24 1600				
Relinquished by:	Date/Time:	Company	Received by:	Date/Time:	Company
Relinquished by:	Date/Time:	Company	Received by:	Date/Time: 3/2/24 930	Company

Custody Seals Intact: Δ Yes Δ No	Custody Seal No.:	Cooler Temperature(s) °C and Other Remarks: 1.8/1.8 5.96

Ver: 06/08/2021

Login Sample Receipt Checklist

Client: Southern Company

Job Number: 680-247197-1

Login Number: 247197

List Source: Eurofins Savannah

List Number: 1

Creator: Munro, Caroline

Question	Answer	Comment
Radioactivity wasn't checked or is </= background as measured by a survey meter.	N/A	
The cooler's custody seal, if present, is intact.	True	
Sample custody seals, if present, are intact.	True	
The cooler or samples do not appear to have been compromised or tampered with.	True	
Samples were received on ice.	True	
Cooler Temperature is acceptable.	True	
Cooler Temperature is recorded.	True	
COC is present.	True	
COC is filled out in ink and legible.	True	
COC is filled out with all pertinent information.	True	
Is the Field Sampler's name present on COC?	True	
There are no discrepancies between the containers received and the COC.	True	
Samples are received within Holding Time (excluding tests with immediate HTs)	True	
Sample containers have legible labels.	True	
Containers are not broken or leaking.	True	
Sample collection date/times are provided.	True	
Appropriate sample containers are used.	True	
Sample bottles are completely filled.	True	
Sample Preservation Verified.	N/A	
There is sufficient vol. for all requested analyses, incl. any requested MS/MSDs	True	
Containers requiring zero headspace have no headspace or bubble is <6mm (1/4").	N/A	
Multiphasic samples are not present.	True	
Samples do not require splitting or compositing.	True	
Residual Chlorine Checked.	N/A	

Login Sample Receipt Checklist

Client: Southern Company

Job Number: 680-247197-1

Login Number: 247197
List Number: 3
Creator: Wehr, Alexander C

List Source: Eurofins Orlando
List Creation: 03/02/24 10:36 AM

Question	Answer	Comment
Radioactivity wasn't checked or is </= background as measured by a survey meter.	N/A	
The cooler's custody seal, if present, is intact.	True	
Sample custody seals, if present, are intact.	True	
The cooler or samples do not appear to have been compromised or tampered with.	True	
Samples were received on ice.	True	
Cooler Temperature is acceptable.	True	
Cooler Temperature is recorded.	True	
COC is present.	True	
COC is filled out in ink and legible.	True	
COC is filled out with all pertinent information.	True	
Is the Field Sampler's name present on COC?	True	
There are no discrepancies between the containers received and the COC.	True	
Samples are received within Holding Time (excluding tests with immediate HTs)	True	
Sample containers have legible labels.	True	
Containers are not broken or leaking.	True	
Sample collection date/times are provided.	True	
Appropriate sample containers are used.	True	
Sample bottles are completely filled.	True	
Sample Preservation Verified.	True	
There is sufficient vol. for all requested analyses, incl. any requested MS/MSDs	True	
Containers requiring zero headspace have no headspace or bubble is <6mm (1/4").	True	
Multiphasic samples are not present.	True	
Samples do not require splitting or compositing.	True	
Residual Chlorine Checked.	N/A	

eurofins | Environment Testing

ANALYTICAL REPORT

PREPARED FOR

Attn: Joju Abraham
Southern Company
241 Ralph McGill Blvd SE
B10185
Atlanta, Georgia 30308

Generated 3/7/2024 7:26:27 AM

JOB DESCRIPTION

CCR - Plant Scherer Ash Pond

JOB NUMBER

680-247203-1

Eurofins Savannah
5102 LaRoche Avenue
Savannah GA 31404

See page two for job notes and contact information.

my EOL

Eurofins Savannah

Job Notes

This report may not be reproduced except in full, and with written approval from the laboratory. The results relate only to the samples tested. For questions please contact the Project Manager at the e-mail address or telephone number listed on this page.

The test results in this report relate only to the samples as received by the laboratory and will meet all requirements of the methodology, with any exceptions noted. This report shall not be reproduced except in full, without the express written approval of the laboratory. All questions should be directed to the Eurofins Environment Testing Southeast, LLC Project Manager.

Authorization

Generated
3/7/2024 7:26:27 AM

Authorized for release by
David Fuller, Project Manager
David.Fuller@et.eurofinsus.com
(770)344-8986

Definitions/Glossary

Client: Southern Company
Project/Site: CCR - Plant Scherer Ash Pond

Job ID: 680-247203-1

Qualifiers

HPLC/IC

Qualifier	Qualifier Description
F1	MS and/or MSD recovery exceeds control limits.

Metals

Qualifier	Qualifier Description
^+	Continuing Calibration Verification (CCV) is outside acceptance limits, high biased.
4	MS, MSD: The analyte present in the original sample is greater than 4 times the matrix spike concentration; therefore, control limits are not applicable.
B	Compound was found in the blank and sample.
E	Result exceeded calibration range.
F1	MS and/or MSD recovery exceeds control limits.
J	Result is less than the RL but greater than or equal to the MDL and the concentration is an approximate value.

Glossary

Abbreviation	These commonly used abbreviations may or may not be present in this report.
¤	Listed under the "D" column to designate that the result is reported on a dry weight basis
%R	Percent Recovery
CFL	Contains Free Liquid
CFU	Colony Forming Unit
CNF	Contains No Free Liquid
DER	Duplicate Error Ratio (normalized absolute difference)
Dil Fac	Dilution Factor
DL	Detection Limit (DoD/DOE)
DL, RA, RE, IN	Indicates a Dilution, Re-analysis, Re-extraction, or additional Initial metals/anion analysis of the sample
DLC	Decision Level Concentration (Radiochemistry)
EDL	Estimated Detection Limit (Dioxin)
LOD	Limit of Detection (DoD/DOE)
LOQ	Limit of Quantitation (DoD/DOE)
MCL	EPA recommended "Maximum Contaminant Level"
MDA	Minimum Detectable Activity (Radiochemistry)
MDC	Minimum Detectable Concentration (Radiochemistry)
MDL	Method Detection Limit
ML	Minimum Level (Dioxin)
MPN	Most Probable Number
MQL	Method Quantitation Limit
NC	Not Calculated
ND	Not Detected at the reporting limit (or MDL or EDL if shown)
NEG	Negative / Absent
POS	Positive / Present
PQL	Practical Quantitation Limit
PRES	Presumptive
QC	Quality Control
RER	Relative Error Ratio (Radiochemistry)
RL	Reporting Limit or Requested Limit (Radiochemistry)
RPD	Relative Percent Difference, a measure of the relative difference between two points
TEF	Toxicity Equivalent Factor (Dioxin)
TEQ	Toxicity Equivalent Quotient (Dioxin)
TNTC	Too Numerous To Count

Sample Summary

Client: Southern Company
Project/Site: CCR - Plant Scherer Ash Pond

Job ID: 680-247203-1

Lab Sample ID	Client Sample ID	Matrix	Collected	Received
680-247203-1	SCH-SGWC-20	Water	02/26/24 16:13	02/27/24 12:05
680-247203-2	SCH-SGWC-15	Water	02/26/24 13:55	02/27/24 12:05
680-247203-3	SCH-SGWC-17	Water	02/26/24 16:15	02/27/24 12:05
680-247203-4	SCH-SGWC-16	Water	02/26/24 12:00	02/27/24 12:05
680-247203-5	SCH-AP1-FB-2	Water	02/26/24 12:30	02/27/24 12:05

Job Narrative
680-247203-1

Analytical test results meet all requirements of the associated regulatory program listed on the Accreditation/Certification Summary Page unless otherwise noted under the individual analysis. Data qualifiers are applied to indicate exceptions. Noncompliant quality control (QC) is further explained in narrative comments.

- Matrix QC may not be reported if insufficient sample or site-specific QC samples were not submitted. In these situations, to demonstrate precision and accuracy at a batch level, a LCS/LCSD may be performed, unless otherwise specified in the method.
- Surrogate and/or isotope dilution analyte recoveries (if applicable) which are outside of the QC window are confirmed unless attributed to a dilution or otherwise noted in the narrative.

Regulated compliance samples (e.g. SDWA, NPDES) must comply with the associated agency requirements/permits.

Receipt
The samples were received on 2/27/2024 12:05 PM. Unless otherwise noted below, the samples arrived in good condition, and, where required, properly preserved and on ice. The temperature of the cooler at receipt time was 2.7°C.

HPLC/IC
No additional analytical or quality issues were noted, other than those described above or in the Definitions/ Glossary page.

Metals
No additional analytical or quality issues were noted, other than those described above or in the Definitions/ Glossary page.

General Chemistry
Method 2540C: A lesser volume of sample was used for the following samples due to the nature of the sample matrix resulting in elevated reporting limits: SCH-SGWC-20 (680-247203-1), SCH-SGWC-15 (680-247203-2), and SCH-SGWC-17 (680-247203-3).

No additional analytical or quality issues were noted, other than those described above or in the Definitions/ Glossary page.

Client Sample Results

Client: Southern Company
Project/Site: CCR - Plant Scherer Ash Pond

Job ID: 680-247203-1

Client Sample ID: SCH-SGWC-20

Lab Sample ID: 680-247203-1
Date Collected: 02/26/24 16:13
Matrix: Water
Date Received: 02/27/24 12:05

Method: EPA 300.0 - Anions, Ion Chromatography

Analyte	Result	Qualifier	RL	MDL	Unit	D	Prepared	Analyzed	Dil Fac
Chloride	**11**		5.0	1.0	mg/L			03/05/24 06:55	5
Fluoride	<1.0		2.0	1.0	mg/L			03/05/24 06:55	5
Sulfate	**280**		5.0	2.5	mg/L			03/05/24 06:55	5

Method: SW846 6020B - Metals (ICP/MS) - Total Recoverable

Analyte	Result	Qualifier	RL	MDL	Unit	D	Prepared	Analyzed	Dil Fac
Antimony	<0.00034		0.0020	0.00034	mg/L		02/28/24 05:50	02/28/24 21:54	1
Arsenic	**0.0015**		0.0010	0.00086	mg/L		02/28/24 05:50	02/28/24 21:54	1
Barium	**0.021**		0.010	0.00089	mg/L		02/28/24 05:50	02/28/24 21:54	1
Beryllium	**0.0010**	**J**	0.0025	0.00020	mg/L		02/28/24 05:50	02/28/24 21:54	1
Boron	**1.7**		0.32	0.088	mg/L		02/28/24 05:50	02/29/24 12:51	4
Cadmium	**0.00015**	**J**	0.0025	0.000078	mg/L		02/28/24 05:50	02/28/24 21:54	1
Calcium	**18**		0.50	0.14	mg/L		02/28/24 05:50	02/28/24 21:54	1
Chromium	**0.0014**	**J**	0.0020	0.0012	mg/L		02/28/24 05:50	02/28/24 21:54	1
Cobalt	**0.14**		0.0025	0.00022	mg/L		02/28/24 05:50	02/28/24 21:54	1
Iron	<0.012		0.10	0.012	mg/L		02/28/24 05:50	02/28/24 21:54	1
Lead	<0.00021		0.0010	0.00021	mg/L		02/28/24 05:50	02/28/24 21:54	1
Lithium	<0.0020		0.0050	0.0020	mg/L		02/28/24 05:50	02/28/24 21:54	1
Magnesium	**19**		0.50	0.023	mg/L		02/28/24 05:50	02/28/24 21:54	1
Manganese	**1.5**		0.0050	0.0022	mg/L		02/28/24 05:50	02/28/24 21:54	1
Molybdenum	<0.00086		0.015	0.00086	mg/L		02/28/24 05:50	02/28/24 21:54	1
Potassium	**3.6**	**B**	0.50	0.044	mg/L		02/28/24 05:50	02/28/24 21:54	1
Selenium	**0.0041**	**J**	0.0050	0.00099	mg/L		02/28/24 05:50	02/28/24 21:54	1
Sodium	**65**		0.50	0.20	mg/L		02/28/24 05:50	02/28/24 21:54	1
Thallium	<0.00026		0.0010	0.00026	mg/L		02/28/24 05:50	02/28/24 21:54	1

Method: SW846 7470A - Mercury (CVAA)

Analyte	Result	Qualifier	RL	MDL	Unit	D	Prepared	Analyzed	Dil Fac
Mercury	<0.000080		0.00020	0.000080	mg/L		03/01/24 10:08	03/03/24 10:13	1

General Chemistry

Analyte	Result	Qualifier	RL	MDL	Unit	D	Prepared	Analyzed	Dil Fac
Total Alkalinity as CaCO3 to pH 4.5 (SM 2320B-2011)	<2.2		5.0	2.2	mg/L			02/29/24 22:53	1
Bicarbonate Alkalinity as CaCO3 (SM 2320B-2011)	<5.0		5.0	5.0	mg/L			02/29/24 22:53	1
Carbonate Alkalinity as CaCO3 (SM 2320B-2011)	<5.0		5.0	5.0	mg/L			02/29/24 22:53	1
Total Dissolved Solids (SM 2540C-2011)	**380**		40	40	mg/L			02/28/24 10:43	1
Sulfide (SW846 9034)	<10		10	10	mg/L		02/28/24 11:00	02/28/24 13:43	1

Client Sample ID: SCH-SGWC-15

Lab Sample ID: 680-247203-2
Date Collected: 02/26/24 13:55
Matrix: Water
Date Received: 02/27/24 12:05

Method: EPA 300.0 - Anions, Ion Chromatography

Analyte	Result	Qualifier	RL	MDL	Unit	D	Prepared	Analyzed	Dil Fac
Chloride	**15**		5.0	1.0	mg/L			03/05/24 07:11	5
Fluoride	<1.0		2.0	1.0	mg/L			03/05/24 07:11	5
Sulfate	**210**		5.0	2.5	mg/L			03/05/24 07:11	5

Client Sample Results

Client: Southern Company
Project/Site: CCR - Plant Scherer Ash Pond

Job ID: 680-247203-1

Client Sample ID: SCH-SGWC-15

Lab Sample ID: 680-247203-2
Date Collected: 02/26/24 13:55
Matrix: Water
Date Received: 02/27/24 12:05

Method: SW846 6020B - Metals (ICP/MS) - Total Recoverable

Analyte	Result	Qualifier	RL	MDL	Unit	D	Prepared	Analyzed	Dil Fac
Antimony	<0.00034		0.0020	0.00034	mg/L		02/28/24 05:50	02/28/24 22:02	1
Arsenic	**0.0032**		0.0010	0.00086	mg/L		02/28/24 05:50	02/28/24 22:02	1
Barium	**0.028**		0.010	0.00089	mg/L		02/28/24 05:50	02/28/24 22:02	1
Beryllium	**0.00051**	**J**	0.0025	0.00020	mg/L		02/28/24 05:50	02/28/24 22:02	1
Boron	**1.3**		0.080	0.022	mg/L		02/28/24 05:50	02/29/24 12:59	1
Cadmium	**0.00047**	**J**	0.0025	0.000078	mg/L		02/28/24 05:50	02/28/24 22:02	1
Calcium	**18**		0.50	0.14	mg/L		02/28/24 05:50	02/28/24 22:02	1
Chromium	**0.035**		0.0020	0.0012	mg/L		02/28/24 05:50	02/28/24 22:02	1
Cobalt	**0.27**		0.0025	0.00022	mg/L		02/28/24 05:50	02/28/24 22:02	1
Iron	**0.046**	**J**	0.10	0.012	mg/L		02/28/24 05:50	02/28/24 22:02	1
Lead	<0.00021		0.0010	0.00021	mg/L		02/28/24 05:50	02/28/24 22:02	1
Lithium	<0.0020		0.0050	0.0020	mg/L		02/28/24 05:50	02/28/24 22:02	1
Magnesium	**16**		0.50	0.023	mg/L		02/28/24 05:50	02/28/24 22:02	1
Manganese	**3.8**		0.0050	0.0022	mg/L		02/28/24 05:50	02/28/24 22:02	1
Molybdenum	<0.00086		0.015	0.00086	mg/L		02/28/24 05:50	02/28/24 22:02	1
Potassium	**5.5**	**B**	0.50	0.044	mg/L		02/28/24 05:50	02/28/24 22:02	1
Selenium	**0.0084**		0.0050	0.00099	mg/L		02/28/24 05:50	02/28/24 22:02	1
Sodium	**51**		0.50	0.20	mg/L		02/28/24 05:50	02/28/24 22:02	1
Thallium	<0.00026		0.0010	0.00026	mg/L		02/28/24 05:50	02/28/24 22:02	1

Method: SW846 7470A - Mercury (CVAA)

Analyte	Result	Qualifier	RL	MDL	Unit	D	Prepared	Analyzed	Dil Fac
Mercury	**0.00013**	**J**	0.00020	0.000080	mg/L		03/01/24 10:08	03/03/24 10:16	1

General Chemistry

Analyte	Result	Qualifier	RL	MDL	Unit	D	Prepared	Analyzed	Dil Fac
Total Alkalinity as CaCO3 to pH 4.5 (SM 2320B-2011)	<2.2		5.0	2.2	mg/L			02/29/24 23:04	1
Bicarbonate Alkalinity as CaCO3 (SM 2320B-2011)	<5.0		5.0	5.0	mg/L			02/29/24 23:04	1
Carbonate Alkalinity as CaCO3 (SM 2320B-2011)	<5.0		5.0	5.0	mg/L			02/29/24 23:04	1
Total Dissolved Solids (SM 2540C-2011)	**320**		40	40	mg/L			02/28/24 10:43	1
Sulfide (SW846 9034)	<10		10	10	mg/L		02/28/24 11:00	02/28/24 13:43	1

Client Sample ID: SCH-SGWC-17

Lab Sample ID: 680-247203-3
Date Collected: 02/26/24 16:15
Matrix: Water
Date Received: 02/27/24 12:05

Method: EPA 300.0 - Anions, Ion Chromatography

Analyte	Result	Qualifier	RL	MDL	Unit	D	Prepared	Analyzed	Dil Fac
Chloride	**9.2**		5.0	1.0	mg/L			03/05/24 07:27	5
Fluoride	<1.0		2.0	1.0	mg/L			03/05/24 07:27	5
Sulfate	**270**		5.0	2.5	mg/L			03/05/24 07:27	5

Method: SW846 6020B - Metals (ICP/MS) - Total Recoverable

Analyte	Result	Qualifier	RL	MDL	Unit	D	Prepared	Analyzed	Dil Fac
Antimony	<0.00034		0.0020	0.00034	mg/L		02/28/24 05:50	02/28/24 22:05	1
Arsenic	<0.00086		0.0010	0.00086	mg/L		02/28/24 05:50	02/28/24 22:05	1
Barium	**0.029**		0.010	0.00089	mg/L		02/28/24 05:50	02/28/24 22:05	1
Beryllium	<0.00020		0.0025	0.00020	mg/L		02/28/24 05:50	02/28/24 22:05	1

Client Sample Results

Client: Southern Company
Project/Site: CCR - Plant Scherer Ash Pond

Job ID: 680-247203-1

Client Sample ID: SCH-SGWC-17

Lab Sample ID: 680-247203-3
Matrix: Water
Date Collected: 02/26/24 16:15
Date Received: 02/27/24 12:05

Method: SW846 6020B - Metals (ICP/MS) - Total Recoverable (Continued)

Analyte	Result	Qualifier	RL	MDL	Unit	D	Prepared	Analyzed	Dil Fac
Boron	**0.33**		0.080	0.022	mg/L		02/28/24 05:50	02/29/24 13:02	1
Cadmium	<0.000078		0.0025	0.000078	mg/L		02/28/24 05:50	02/28/24 22:05	1
Calcium	**68**		0.50	0.14	mg/L		02/28/24 05:50	02/28/24 22:05	1
Chromium	**0.0078**		0.0020	0.0012	mg/L		02/28/24 05:50	02/28/24 22:05	1
Cobalt	**0.00060**	**J**	0.0025	0.00022	mg/L		02/28/24 05:50	02/28/24 22:05	1
Iron	**0.30**		0.10	0.012	mg/L		02/28/24 05:50	02/28/24 22:05	1
Lead	<0.00021		0.0010	0.00021	mg/L		02/28/24 05:50	02/28/24 22:05	1
Lithium	<0.0020		0.0050	0.0020	mg/L		02/28/24 05:50	02/28/24 22:05	1
Magnesium	**33**		0.50	0.023	mg/L		02/28/24 05:50	02/28/24 22:05	1
Manganese	**0.031**		0.0050	0.0022	mg/L		02/28/24 05:50	02/28/24 22:05	1
Molybdenum	<0.00086		0.015	0.00086	mg/L		02/28/24 05:50	02/28/24 22:05	1
Potassium	**0.56**	**B**	0.50	0.044	mg/L		02/28/24 05:50	02/28/24 22:05	1
Selenium	<0.00099		0.0050	0.00099	mg/L		02/28/24 05:50	02/28/24 22:05	1
Sodium	**25**		0.50	0.20	mg/L		02/28/24 05:50	02/28/24 22:05	1
Thallium	<0.00026		0.0010	0.00026	mg/L		02/28/24 05:50	02/28/24 22:05	1

Method: SW846 7470A - Mercury (CVAA)

Analyte	Result	Qualifier	RL	MDL	Unit	D	Prepared	Analyzed	Dil Fac
Mercury	**0.000091**	**J**	0.00020	0.000080	mg/L		03/01/24 10:08	03/03/24 10:18	1

General Chemistry

Analyte	Result	Qualifier	RL	MDL	Unit	D	Prepared	Analyzed	Dil Fac
Total Alkalinity as CaCO3 to pH 4.5 (SM 2320B-2011)	**74**		5.0	2.2	mg/L			02/29/24 22:40	1
Bicarbonate Alkalinity as CaCO3 (SM 2320B-2011)	**74**		5.0	5.0	mg/L			02/29/24 22:40	1
Carbonate Alkalinity as CaCO3 (SM 2320B-2011)	<5.0		5.0	5.0	mg/L			02/29/24 22:40	1
Total Dissolved Solids (SM 2540C-2011)	**490**		40	40	mg/L			02/28/24 10:43	1
Sulfide (SW846 9034)	<10		10	10	mg/L		02/28/24 11:00	02/28/24 13:43	1

Client Sample ID: SCH-SGWC-16

Lab Sample ID: 680-247203-4
Matrix: Water
Date Collected: 02/26/24 12:00
Date Received: 02/27/24 12:05

Method: EPA 300.0 - Anions, Ion Chromatography

Analyte	Result	Qualifier	RL	MDL	Unit	D	Prepared	Analyzed	Dil Fac
Chloride	**11**		2.0	0.40	mg/L			03/05/24 07:43	2
Fluoride	<0.40		0.80	0.40	mg/L			03/05/24 07:43	2
Sulfate	**69**		2.0	1.0	mg/L			03/05/24 07:43	2

Method: SW846 6020B - Metals (ICP/MS) - Total Recoverable

Analyte	Result	Qualifier	RL	MDL	Unit	D	Prepared	Analyzed	Dil Fac
Antimony	<0.00034		0.0020	0.00034	mg/L		02/28/24 05:50	02/28/24 22:08	1
Arsenic	<0.00086		0.0010	0.00086	mg/L		02/28/24 05:50	02/28/24 22:08	1
Barium	**0.050**		0.010	0.00089	mg/L		02/28/24 05:50	02/28/24 22:08	1
Beryllium	<0.00020		0.0025	0.00020	mg/L		02/28/24 05:50	02/28/24 22:08	1
Boron	**0.78**		0.080	0.022	mg/L		02/28/24 05:50	02/29/24 13:05	1
Cadmium	<0.000078		0.0025	0.000078	mg/L		02/28/24 05:50	02/28/24 22:08	1
Calcium	**1.7**		0.50	0.14	mg/L		02/28/24 05:50	02/28/24 22:08	1
Chromium	**0.013**		0.0020	0.0012	mg/L		02/28/24 05:50	02/28/24 22:08	1

Client Sample ID: SCH-SGWC-16

Lab Sample ID: 680-247203-4

Date Collected: 02/26/24 12:00
Matrix: Water
Date Received: 02/27/24 12:05

Method: SW846 6020B - Metals (ICP/MS) - Total Recoverable (Continued)

Analyte	Result	Qualifier	RL	MDL	Unit	D	Prepared	Analyzed	Dil Fac
Cobalt	0.0073		0.0025	0.00022	mg/L		02/28/24 05:50	02/28/24 22:08	1
Iron	0.032	J	0.10	0.012	mg/L		02/28/24 05:50	02/28/24 22:08	1
Lead	<0.00021		0.0010	0.00021	mg/L		02/28/24 05:50	02/28/24 22:08	1
Lithium	<0.0020		0.0050	0.0020	mg/L		02/28/24 05:50	02/28/24 22:08	1
Magnesium	0.95		0.50	0.023	mg/L		02/28/24 05:50	02/28/24 22:08	1
Manganese	0.038		0.0050	0.0022	mg/L		02/28/24 05:50	02/28/24 22:08	1
Molybdenum	<0.00086		0.015	0.00086	mg/L		02/28/24 05:50	02/28/24 22:08	1
Potassium	0.75	B	0.50	0.044	mg/L		02/28/24 05:50	02/28/24 22:08	1
Selenium	<0.00099		0.0050	0.00099	mg/L		02/28/24 05:50	02/28/24 22:08	1
Sodium	37		0.50	0.20	mg/L		02/28/24 05:50	02/28/24 22:08	1
Thallium	<0.00026		0.0010	0.00026	mg/L		02/28/24 05:50	02/28/24 22:08	1

Method: SW846 7470A - Mercury (CVAA)

Analyte	Result	Qualifier	RL	MDL	Unit	D	Prepared	Analyzed	Dil Fac
Mercury	<0.000080		0.00020	0.000080	mg/L		03/01/24 10:08	03/03/24 10:24	1

General Chemistry

Analyte	Result	Qualifier	RL	MDL	Unit	D	Prepared	Analyzed	Dil Fac
Total Alkalinity as CaCO3 to pH 4.5 (SM 2320B-2011)	7.4		5.0	2.2	mg/L			02/29/24 23:11	1
Bicarbonate Alkalinity as CaCO3 (SM 2320B-2011)	7.4		5.0	5.0	mg/L			02/29/24 23:11	1
Carbonate Alkalinity as CaCO3 (SM 2320B-2011)	<5.0		5.0	5.0	mg/L			02/29/24 23:11	1
Total Dissolved Solids (SM 2540C-2011)	140		10	10	mg/L			02/29/24 16:15	1
Sulfide (SW846 9034)	20		10	10	mg/L		02/28/24 11:00	02/28/24 13:43	1

Client Sample ID: SCH-AP1-FB-2

Lab Sample ID: 680-247203-5

Date Collected: 02/26/24 12:30
Matrix: Water
Date Received: 02/27/24 12:05

Method: EPA 300.0 - Anions, Ion Chromatography

Analyte	Result	Qualifier	RL	MDL	Unit	D	Prepared	Analyzed	Dil Fac
Chloride	<0.20		1.0	0.20	mg/L			03/05/24 16:26	1
Fluoride	<0.20		0.40	0.20	mg/L			03/05/24 16:26	1
Sulfate	<0.50		1.0	0.50	mg/L			03/05/24 16:26	1

Method: SW846 6020B - Metals (ICP/MS) - Total Recoverable

Analyte	Result	Qualifier	RL	MDL	Unit	D	Prepared	Analyzed	Dil Fac
Antimony	<0.00034		0.0020	0.00034	mg/L		02/28/24 05:50	02/28/24 22:11	1
Arsenic	<0.00086		0.0010	0.00086	mg/L		02/28/24 05:50	02/28/24 22:11	1
Barium	<0.00089		0.010	0.00089	mg/L		02/28/24 05:50	02/28/24 22:11	1
Beryllium	<0.00020		0.0025	0.00020	mg/L		02/28/24 05:50	02/28/24 22:11	1
Boron	0.036	J	0.080	0.022	mg/L		02/28/24 05:50	02/29/24 13:08	1
Cadmium	<0.000078		0.0025	0.000078	mg/L		02/28/24 05:50	02/28/24 22:11	1
Calcium	<0.14		0.50	0.14	mg/L		02/28/24 05:50	02/28/24 22:11	1
Chromium	<0.0012		0.0020	0.0012	mg/L		02/28/24 05:50	02/28/24 22:11	1
Cobalt	<0.00022		0.0025	0.00022	mg/L		02/28/24 05:50	02/28/24 22:11	1
Iron	<0.012		0.10	0.012	mg/L		02/28/24 05:50	02/28/24 22:11	1
Lead	<0.00021		0.0010	0.00021	mg/L		02/28/24 05:50	02/28/24 22:11	1
Lithium	<0.0020		0.0050	0.0020	mg/L		02/28/24 05:50	02/28/24 22:11	1

Client Sample Results

Client: Southern Company
Project/Site: CCR - Plant Scherer Ash Pond

Job ID: 680-247203-1

Client Sample ID: SCH-AP1-FB-2

Lab Sample ID: 680-247203-5

Date Collected: 02/26/24 12:30
Matrix: Water
Date Received: 02/27/24 12:05

Method: SW846 6020B - Metals (ICP/MS) - Total Recoverable (Continued)

Analyte	Result	Qualifier	RL	MDL	Unit	D	Prepared	Analyzed	Dil Fac
Magnesium	<0.023		0.50	0.023	mg/L		02/28/24 05:50	02/28/24 22:11	1
Manganese	<0.0022		0.0050	0.0022	mg/L		02/28/24 05:50	02/28/24 22:11	1
Molybdenum	**0.0034**	**J**	0.015	0.00086	mg/L		02/28/24 05:50	02/28/24 22:11	1
Potassium	**0.063**	**J B**	0.50	0.044	mg/L		02/28/24 05:50	02/28/24 22:11	1
Selenium	<0.00099		0.0050	0.00099	mg/L		02/28/24 05:50	02/28/24 22:11	1
Sodium	<0.20		0.50	0.20	mg/L		02/28/24 05:50	02/28/24 22:11	1
Thallium	<0.00026		0.0010	0.00026	mg/L		02/28/24 05:50	02/28/24 22:11	1

Method: SW846 7470A - Mercury (CVAA)

Analyte	Result	Qualifier	RL	MDL	Unit	D	Prepared	Analyzed	Dil Fac
Mercury	<0.000080		0.00020	0.000080	mg/L		03/01/24 10:08	03/03/24 10:26	1

General Chemistry

Analyte	Result	Qualifier	RL	MDL	Unit	D	Prepared	Analyzed	Dil Fac
Total Alkalinity as CaCO3 to pH 4.5 (SM 2320B-2011)	<2.2		5.0	2.2	mg/L			02/29/24 22:58	1
Bicarbonate Alkalinity as CaCO3 (SM 2320B-2011)	<5.0		5.0	5.0	mg/L			02/29/24 22:58	1
Carbonate Alkalinity as CaCO3 (SM 2320B-2011)	<5.0		5.0	5.0	mg/L			02/29/24 22:58	1
Total Dissolved Solids (SM 2540C-2011)	<10		10	10	mg/L			02/29/24 16:15	1
Sulfide (SW846 9034)	**15**		10	10	mg/L		02/28/24 11:00	02/28/24 13:43	1

QC Sample Results

Client: Southern Company
Project/Site: CCR - Plant Scherer Ash Pond

Job ID: 680-247203-1

Method: 300.0 - Anions, Ion Chromatography

Lab Sample ID: MB 670-78938/11 — **Client Sample ID: Method Blank**
Matrix: Water — **Prep Type: Total/NA**
Analysis Batch: 78938

Analyte	MB Result	MB Qualifier	RL	MDL	Unit	D	Prepared	Analyzed	Dil Fac
Chloride	<0.20		1.0	0.20	mg/L			03/04/24 16:37	1
Fluoride	<0.20		0.40	0.20	mg/L			03/04/24 16:37	1
Sulfate	<0.50		1.0	0.50	mg/L			03/04/24 16:37	1

Lab Sample ID: MB 670-78938/42 — **Client Sample ID: Method Blank**
Matrix: Water — **Prep Type: Total/NA**
Analysis Batch: 78938

Analyte	MB Result	MB Qualifier	RL	MDL	Unit	D	Prepared	Analyzed	Dil Fac
Chloride	<0.20		1.0	0.20	mg/L			03/05/24 00:50	1
Fluoride	<0.20		0.40	0.20	mg/L			03/05/24 00:50	1
Sulfate	<0.50		1.0	0.50	mg/L			03/05/24 00:50	1

Lab Sample ID: LCS 670-78938/40 — **Client Sample ID: Lab Control Sample**
Matrix: Water — **Prep Type: Total/NA**
Analysis Batch: 78938

Analyte	Spike Added	LCS Result	LCS Qualifier	Unit	D	%Rec	%Rec Limits
Chloride	4.00	4.03		mg/L		101	90 - 110
Fluoride	4.00	4.37		mg/L		109	90 - 110
Sulfate	4.00	4.13		mg/L		103	90 - 110

Lab Sample ID: LCSD 670-78938/41 — **Client Sample ID: Lab Control Sample Dup**
Matrix: Water — **Prep Type: Total/NA**
Analysis Batch: 78938

Analyte	Spike Added	LCSD Result	LCSD Qualifier	Unit	D	%Rec	%Rec Limits	RPD	RPD Limit
Chloride	4.00	4.01		mg/L		100	90 - 110	1	20
Fluoride	4.00	4.39		mg/L		110	90 - 110	1	20
Sulfate	4.00	4.13		mg/L		103	90 - 110	0	20

Lab Sample ID: 680-247197-H-2 MS — **Client Sample ID: Matrix Spike**
Matrix: Water — **Prep Type: Total/NA**
Analysis Batch: 78938

Analyte	Sample Result	Sample Qualifier	Spike Added	MS Result	MS Qualifier	Unit	D	%Rec	%Rec Limits
Chloride	0.25	J	5.00	5.60		mg/L		107	80 - 120
Fluoride	<0.20	F1	5.00	6.05	F1	mg/L		121	80 - 120
Sulfate	<0.50		5.00	5.49		mg/L		110	80 - 120

Lab Sample ID: 680-247197-H-2 MSD — **Client Sample ID: Matrix Spike Duplicate**
Matrix: Water — **Prep Type: Total/NA**
Analysis Batch: 78938

Analyte	Sample Result	Sample Qualifier	Spike Added	MSD Result	MSD Qualifier	Unit	D	%Rec	%Rec Limits	RPD	RPD Limit
Chloride	0.25	J	5.00	5.59		mg/L		107	80 - 120	0	20
Fluoride	<0.20	F1	5.00	6.08	F1	mg/L		122	80 - 120	1	20
Sulfate	<0.50		5.00	5.46		mg/L		109	80 - 120	1	20

Method: 300.0 - Anions, Ion Chromatography (Continued)

Lab Sample ID: MB 670-79096/6
Matrix: Water
Analysis Batch: 79096

Client Sample ID: Method Blank
Prep Type: Total/NA

Analyte	MB Result	MB Qualifier	RL	MDL	Unit	D	Prepared	Analyzed	Dil Fac
Chloride	<0.20		1.0	0.20	mg/L			03/05/24 10:33	1
Fluoride	<0.20		0.40	0.20	mg/L			03/05/24 10:33	1
Sulfate	<0.50		1.0	0.50	mg/L			03/05/24 10:33	1

Lab Sample ID: LCS 670-79096/4
Matrix: Water
Analysis Batch: 79096

Client Sample ID: Lab Control Sample
Prep Type: Total/NA

Analyte	Spike Added	LCS Result	LCS Qualifier	Unit	D	%Rec	%Rec Limits
Chloride	4.00	3.99		mg/L		100	90 - 110
Fluoride	4.00	4.07		mg/L		102	90 - 110
Sulfate	4.00	3.99		mg/L		100	90 - 110

Lab Sample ID: LCSD 670-79096/5
Matrix: Water
Analysis Batch: 79096

Client Sample ID: Lab Control Sample Dup
Prep Type: Total/NA

Analyte	Spike Added	LCSD Result	LCSD Qualifier	Unit	D	%Rec	%Rec Limits	RPD	RPD Limit
Chloride	4.00	3.99		mg/L		100	90 - 110	0	20
Fluoride	4.00	4.08		mg/L		102	90 - 110	0	20
Sulfate	4.00	3.98		mg/L		100	90 - 110	0	20

Lab Sample ID: 680-247150-C-15 MS
Matrix: Water
Analysis Batch: 79096

Client Sample ID: Matrix Spike
Prep Type: Total/NA

Analyte	Sample Result	Sample Qualifier	Spike Added	MS Result	MS Qualifier	Unit	D	%Rec	%Rec Limits
Chloride	0.22	J	5.00	5.34		mg/L		102	80 - 120
Fluoride	<0.20		5.00	5.45		mg/L		109	80 - 120
Sulfate	<0.50		5.00	5.46		mg/L		109	80 - 120

Lab Sample ID: 680-247150-C-15 MSD
Matrix: Water
Analysis Batch: 79096

Client Sample ID: Matrix Spike Duplicate
Prep Type: Total/NA

Analyte	Sample Result	Sample Qualifier	Spike Added	MSD Result	MSD Qualifier	Unit	D	%Rec	%Rec Limits	RPD	RPD Limit
Chloride	0.22	J	5.00	5.35		mg/L		103	80 - 120	0	20
Fluoride	<0.20		5.00	5.44		mg/L		109	80 - 120	0	20
Sulfate	<0.50		5.00	5.47		mg/L		109	80 - 120	0	20

Method: 6020B - Metals (ICP/MS)

Lab Sample ID: MB 680-824890/1-A
Matrix: Water
Analysis Batch: 825099

Client Sample ID: Method Blank
Prep Type: Total Recoverable
Prep Batch: 824890

Analyte	MB Result	MB Qualifier	RL	MDL	Unit	D	Prepared	Analyzed	Dil Fac
Antimony	<0.00034		0.0020	0.00034	mg/L		02/28/24 05:50	02/28/24 21:28	1
Arsenic	<0.00086		0.0010	0.00086	mg/L		02/28/24 05:50	02/28/24 21:28	1
Barium	<0.00089		0.010	0.00089	mg/L		02/28/24 05:50	02/28/24 21:28	1

Method: 6020B - Metals (ICP/MS) (Continued)

Lab Sample ID: MB 680-824890/1-A
Matrix: Water
Analysis Batch: 825099

Client Sample ID: Method Blank
Prep Type: Total Recoverable
Prep Batch: 824890

Analyte	MB Result	MB Qualifier	RL	MDL	Unit	D	Prepared	Analyzed	Dil Fac
Beryllium	<0.00020		0.0025	0.00020	mg/L		02/28/24 05:50	02/28/24 21:28	1
Boron	<0.022	^+	0.080	0.022	mg/L		02/28/24 05:50	02/28/24 21:28	1
Cadmium	<0.000078		0.0025	0.000078	mg/L		02/28/24 05:50	02/28/24 21:28	1
Calcium	<0.14		0.50	0.14	mg/L		02/28/24 05:50	02/28/24 21:28	1
Chromium	<0.0012		0.0020	0.0012	mg/L		02/28/24 05:50	02/28/24 21:28	1
Cobalt	<0.00022		0.0025	0.00022	mg/L		02/28/24 05:50	02/28/24 21:28	1
Iron	<0.012		0.10	0.012	mg/L		02/28/24 05:50	02/28/24 21:28	1
Lead	<0.00021		0.0010	0.00021	mg/L		02/28/24 05:50	02/28/24 21:28	1
Lithium	<0.0020		0.0050	0.0020	mg/L		02/28/24 05:50	02/28/24 21:28	1
Magnesium	<0.023		0.50	0.023	mg/L		02/28/24 05:50	02/28/24 21:28	1
Manganese	<0.0022		0.0050	0.0022	mg/L		02/28/24 05:50	02/28/24 21:28	1
Molybdenum	<0.00086		0.015	0.00086	mg/L		02/28/24 05:50	02/28/24 21:28	1
Potassium	0.0533	J	0.50	0.044	mg/L		02/28/24 05:50	02/28/24 21:28	1
Selenium	<0.00099		0.0050	0.00099	mg/L		02/28/24 05:50	02/28/24 21:28	1
Sodium	<0.20		0.50	0.20	mg/L		02/28/24 05:50	02/28/24 21:28	1
Thallium	<0.00026		0.0010	0.00026	mg/L		02/28/24 05:50	02/28/24 21:28	1

Lab Sample ID: MB 680-824890/1-A
Matrix: Water
Analysis Batch: 825379

Client Sample ID: Method Blank
Prep Type: Total Recoverable
Prep Batch: 824890

Analyte	MB Result	MB Qualifier	RL	MDL	Unit	D	Prepared	Analyzed	Dil Fac
Boron	<0.022		0.080	0.022	mg/L		02/28/24 05:50	02/29/24 12:25	1

Lab Sample ID: LCS 680-824890/2-A
Matrix: Water
Analysis Batch: 825099

Client Sample ID: Lab Control Sample
Prep Type: Total Recoverable
Prep Batch: 824890

Analyte	Spike Added	LCS Result	LCS Qualifier	Unit	D	%Rec	%Rec Limits
Antimony	0.0500	0.0577		mg/L		115	80 - 120
Arsenic	0.100	0.112		mg/L		112	80 - 120
Barium	0.100	0.110		mg/L		110	80 - 120
Beryllium	0.0500	0.0563		mg/L		113	80 - 120
Cadmium	0.0500	0.0562		mg/L		112	80 - 120
Calcium	5.00	5.43		mg/L		109	80 - 120
Chromium	0.100	0.112		mg/L		111	80 - 120
Cobalt	0.0500	0.0559		mg/L		112	80 - 120
Iron	4.99	5.43		mg/L		109	80 - 120
Lead	0.500	0.510		mg/L		102	80 - 120
Lithium	0.500	0.501		mg/L		100	80 - 120
Magnesium	5.00	5.12		mg/L		102	80 - 120
Manganese	0.400	0.414		mg/L		104	80 - 120
Molybdenum	0.100	0.108		mg/L		108	80 - 120
Potassium	7.00	7.59		mg/L		108	80 - 120
Selenium	0.100	0.107		mg/L		107	80 - 120
Sodium	5.03	5.15		mg/L		102	80 - 120
Thallium	0.0500	0.0566		mg/L		113	80 - 120

Method: 6020B - Metals (ICP/MS) (Continued)

Lab Sample ID: LCS 680-824890/2-A — **Client Sample ID: Lab Control Sample**
Matrix: Water — **Prep Type: Total Recoverable**
Analysis Batch: 825379 — **Prep Batch: 824890**

Analyte	Spike Added	LCS Result	LCS Qualifier	Unit	D	%Rec	%Rec Limits
Boron	0.400	0.398		mg/L		100	80 - 120

Lab Sample ID: 400-251649-C-1-B MS — **Client Sample ID: Matrix Spike**
Matrix: Water — **Prep Type: Total Recoverable**
Analysis Batch: 825099 — **Prep Batch: 824890**

Analyte	Sample Result	Sample Qualifier	Spike Added	MS Result	MS Qualifier	Unit	D	%Rec	%Rec Limits
Antimony	<0.00034		0.0500	0.0597		mg/L		119	75 - 125
Arsenic	0.0055		0.100	0.129		mg/L		123	75 - 125
Barium	0.13		0.100	0.243		mg/L		115	75 - 125
Beryllium	0.0020	J	0.0500	0.0637		mg/L		123	75 - 125
Cadmium	<0.000078		0.0500	0.0583		mg/L		117	75 - 125
Calcium	160		5.00	176	4	mg/L		335	75 - 125
Chromium	0.28		0.100	0.398		mg/L		118	75 - 125
Cobalt	0.0019	J	0.0500	0.0559		mg/L		108	75 - 125
Iron	4.9		4.99	10.1		mg/L		105	75 - 125
Lead	<0.00021		0.500	0.531		mg/L		106	75 - 125
Lithium	0.031		0.500	0.569		mg/L		107	75 - 125
Magnesium	140		5.00	146	4	mg/L		212	75 - 125
Manganese	0.13		0.400	0.529		mg/L		99	75 - 125
Molybdenum	0.0059	J	0.100	0.112		mg/L		106	75 - 125
Potassium	67	B	7.00	78.8	4	mg/L		169	75 - 125
Selenium	0.0021	J F1	0.100	0.0735	F1	mg/L		71	75 - 125
Sodium	1500	E	5.03	1520	E 4	mg/L		-119	75 - 125
Thallium	<0.00026		0.0500	0.0608		mg/L		122	75 - 125

Lab Sample ID: 400-251649-C-1-B MS ^4 — **Client Sample ID: Matrix Spike**
Matrix: Water — **Prep Type: Total Recoverable**
Analysis Batch: 825379 — **Prep Batch: 824890**

Analyte	Sample Result	Sample Qualifier	Spike Added	MS Result	MS Qualifier	Unit	D	%Rec	%Rec Limits
Boron	3.2		0.400	3.64	4	mg/L		109	75 - 125

Lab Sample ID: 400-251649-C-1-C MSD — **Client Sample ID: Matrix Spike Duplicate**
Matrix: Water — **Prep Type: Total Recoverable**
Analysis Batch: 825099 — **Prep Batch: 824890**

Analyte	Sample Result	Sample Qualifier	Spike Added	MSD Result	MSD Qualifier	Unit	D	%Rec	%Rec Limits	RPD	RPD Limit
Antimony	<0.00034		0.0500	0.0554		mg/L		111	75 - 125	7	20
Arsenic	0.0055		0.100	0.119		mg/L		113	75 - 125	8	20
Barium	0.13		0.100	0.226		mg/L		97	75 - 125	7	20
Beryllium	0.0020	J	0.0500	0.0580		mg/L		112	75 - 125	9	20
Cadmium	<0.000078		0.0500	0.0540		mg/L		108	75 - 125	8	20
Calcium	160		5.00	161	4	mg/L		34	75 - 125	9	20
Chromium	0.28		0.100	0.358		mg/L		78	75 - 125	11	20
Cobalt	0.0019	J	0.0500	0.0515		mg/L		99	75 - 125	8	20
Iron	4.9		4.99	9.34		mg/L		89	75 - 125	8	20
Lead	<0.00021		0.500	0.496		mg/L		99	75 - 125	7	20
Lithium	0.031		0.500	0.537		mg/L		101	75 - 125	6	20

Method: 6020B - Metals (ICP/MS) (Continued)

Lab Sample ID: 400-251649-C-1-C MSD — **Client Sample ID: Matrix Spike Duplicate**
Matrix: Water — **Prep Type: Total Recoverable**
Analysis Batch: 825099 — **Prep Batch: 824890**

Analyte	Sample Result	Sample Qualifier	Spike Added	MSD Result	MSD Qualifier	Unit	D	%Rec	%Rec Limits	RPD	RPD Limit
Magnesium	140		5.00	130	4	mg/L		-92	75 - 125	11	20
Manganese	0.13		0.400	0.483		mg/L		88	75 - 125	9	20
Molybdenum	0.0059	J	0.100	0.103		mg/L		97	75 - 125	8	20
Potassium	67	B	7.00	72.4	4	mg/L		79	75 - 125	8	20
Selenium	0.0021	J F1	0.100	0.0694	F1	mg/L		67	75 - 125	6	20
Sodium	1500	E	5.03	1350	E 4	mg/L		-3523	75 - 125	12	20
Thallium	<0.00026		0.0500	0.0538		mg/L		108	75 - 125	12	20

Lab Sample ID: 400-251649-C-1-C MSD ^4 — **Client Sample ID: Matrix Spike Duplicate**
Matrix: Water — **Prep Type: Total Recoverable**
Analysis Batch: 825379 — **Prep Batch: 824890**

Analyte	Sample Result	Sample Qualifier	Spike Added	MSD Result	MSD Qualifier	Unit	D	%Rec	%Rec Limits	RPD	RPD Limit
Boron	3.2		0.400	3.52	4	mg/L		78	75 - 125	3	20

Method: 7470A - Mercury (CVAA)

Lab Sample ID: MB 680-825377/1-A — **Client Sample ID: Method Blank**
Matrix: Water — **Prep Type: Total/NA**
Analysis Batch: 825614 — **Prep Batch: 825377**

Analyte	MB Result	MB Qualifier	RL	MDL	Unit	D	Prepared	Analyzed	Dil Fac
Mercury	<0.000080		0.00020	0.000080	mg/L		03/01/24 10:08	03/03/24 09:59	1

Lab Sample ID: LCS 680-825377/2-A — **Client Sample ID: Lab Control Sample**
Matrix: Water — **Prep Type: Total/NA**
Analysis Batch: 825614 — **Prep Batch: 825377**

Analyte			Spike Added	LCS Result	LCS Qualifier	Unit	D	%Rec	%Rec Limits		
Mercury			0.00250	0.00244		mg/L		98	80 - 120		

Lab Sample ID: 680-247117-C-2-D MS — **Client Sample ID: Matrix Spike**
Matrix: Water — **Prep Type: Total/NA**
Analysis Batch: 825614 — **Prep Batch: 825377**

Analyte	Sample Result	Sample Qualifier	Spike Added	MS Result	MS Qualifier	Unit	D	%Rec	%Rec Limits		
Mercury	<0.000080		0.00100	0.00108		mg/L		108	80 - 120		

Lab Sample ID: 680-247117-C-2-E MSD — **Client Sample ID: Matrix Spike Duplicate**
Matrix: Water — **Prep Type: Total/NA**
Analysis Batch: 825614 — **Prep Batch: 825377**

Analyte	Sample Result	Sample Qualifier	Spike Added	MSD Result	MSD Qualifier	Unit	D	%Rec	%Rec Limits	RPD	RPD Limit
Mercury	<0.000080		0.00100	0.000988		mg/L		99	80 - 120	9	20

QC Sample Results

Client: Southern Company
Project/Site: CCR - Plant Scherer Ash Pond

Job ID: 680-247203-1

Method: 2320B-2011 - Alkalinity, Total

Lab Sample ID: MB 680-825383/4 — **Client Sample ID: Method Blank**
Matrix: Water — **Prep Type: Total/NA**
Analysis Batch: 825383

Analyte	MB Result	MB Qualifier	RL	MDL	Unit	D	Prepared	Analyzed	Dil Fac
Total Alkalinity as CaCO3 to pH 4.5	<2.2		5.0	2.2	mg/L			02/29/24 22:17	1
Bicarbonate Alkalinity as CaCO3	<5.0		5.0	5.0	mg/L			02/29/24 22:17	1
Carbonate Alkalinity as CaCO3	<5.0		5.0	5.0	mg/L			02/29/24 22:17	1

Lab Sample ID: LCS 680-825383/6 — **Client Sample ID: Lab Control Sample**
Matrix: Water — **Prep Type: Total/NA**
Analysis Batch: 825383

Analyte	Spike Added	LCS Result	LCS Qualifier	Unit	D	%Rec	%Rec Limits
Total Alkalinity as CaCO3 to pH 4.5	250	249		mg/L		100	90 - 112

Lab Sample ID: LCSD 680-825383/31 — **Client Sample ID: Lab Control Sample Dup**
Matrix: Water — **Prep Type: Total/NA**
Analysis Batch: 825383

Analyte	Spike Added	LCSD Result	LCSD Qualifier	Unit	D	%Rec	%Rec Limits	RPD	RPD Limit
Total Alkalinity as CaCO3 to pH 4.5	250	251		mg/L		100	90 - 112	1	30

Lab Sample ID: 680-247203-3 DU — **Client Sample ID: SCH-SGWC-17**
Matrix: Water — **Prep Type: Total/NA**
Analysis Batch: 825383

Analyte	Sample Result	Sample Qualifier	DU Result	DU Qualifier	Unit	D	RPD	RPD Limit
Total Alkalinity as CaCO3 to pH 4.5	74		74.2		mg/L		0.2	30
Bicarbonate Alkalinity as CaCO3	74		74.2		mg/L		0.2	30
Carbonate Alkalinity as CaCO3	<5.0		<5.0		mg/L		NC	30

Method: 2540C-2011 - Total Dissolved Solids (Dried at 180 °C)

Lab Sample ID: MB 680-824971/1 — **Client Sample ID: Method Blank**
Matrix: Water — **Prep Type: Total/NA**
Analysis Batch: 824971

Analyte	MB Result	MB Qualifier	RL	MDL	Unit	D	Prepared	Analyzed	Dil Fac
Total Dissolved Solids	<10		10	10	mg/L			02/28/24 10:43	1

Lab Sample ID: LCS 680-824971/2 — **Client Sample ID: Lab Control Sample**
Matrix: Water — **Prep Type: Total/NA**
Analysis Batch: 824971

Analyte	Spike Added	LCS Result	LCS Qualifier	Unit	D	%Rec	%Rec Limits
Total Dissolved Solids	2410	2420		mg/L		100	80 - 120

Method: 2540C-2011 - Total Dissolved Solids (Dried at 180 °C) (Continued)

Lab Sample ID: LCSD 680-824971/3 — **Client Sample ID: Lab Control Sample Dup**
Matrix: Water — **Prep Type: Total/NA**
Analysis Batch: 824971

Analyte			Spike Added	LCSD Result	LCSD Qualifier	Unit	D	%Rec	%Rec Limits	RPD	RPD Limit
Total Dissolved Solids			2410	2420		mg/L		100	80 - 120	0	25

Lab Sample ID: 680-247203-3 DU — **Client Sample ID: SCH-SGWC-17**
Matrix: Water — **Prep Type: Total/NA**
Analysis Batch: 824971

Analyte	Sample Result	Sample Qualifier		DU Result	DU Qualifier	Unit	D			RPD	RPD Limit
Total Dissolved Solids	490			494		mg/L				1	5

Lab Sample ID: MB 680-825280/1 — **Client Sample ID: Method Blank**
Matrix: Water — **Prep Type: Total/NA**
Analysis Batch: 825280

Analyte	MB Result	MB Qualifier	RL	MDL	Unit	D	Prepared	Analyzed	Dil Fac
Total Dissolved Solids	<10		10	10	mg/L			02/29/24 16:15	1

Lab Sample ID: LCS 680-825280/2 — **Client Sample ID: Lab Control Sample**
Matrix: Water — **Prep Type: Total/NA**
Analysis Batch: 825280

Analyte			Spike Added	LCS Result	LCS Qualifier	Unit	D	%Rec	%Rec Limits		
Total Dissolved Solids			2410	2430		mg/L		101	80 - 120		

Lab Sample ID: LCSD 680-825280/3 — **Client Sample ID: Lab Control Sample Dup**
Matrix: Water — **Prep Type: Total/NA**
Analysis Batch: 825280

Analyte			Spike Added	LCSD Result	LCSD Qualifier	Unit	D	%Rec	%Rec Limits	RPD	RPD Limit
Total Dissolved Solids			2410	2430		mg/L		101	80 - 120	0	25

Lab Sample ID: 680-247251-A-1 DU — **Client Sample ID: Duplicate**
Matrix: Water — **Prep Type: Total/NA**
Analysis Batch: 825280

Analyte	Sample Result	Sample Qualifier		DU Result	DU Qualifier	Unit	D			RPD	RPD Limit
Total Dissolved Solids	1100			1150		mg/L				0.5	5

Lab Sample ID: 680-247270-B-2 DU — **Client Sample ID: Duplicate**
Matrix: Water — **Prep Type: Total/NA**
Analysis Batch: 825280

Analyte	Sample Result	Sample Qualifier		DU Result	DU Qualifier	Unit	D			RPD	RPD Limit
Total Dissolved Solids	630			608		mg/L				3	5

QC Sample Results

Client: Southern Company
Project/Site: CCR - Plant Scherer Ash Pond

Job ID: 680-247203-1

Method: 9034 - Sulfide, Acid Soluble and Insoluble (Titrimetric)

Lab Sample ID: MB 680-824987/1-A — **Client Sample ID: Method Blank**
Matrix: Water — **Prep Type: Total/NA**
Analysis Batch: 825011 — **Prep Batch: 824987**

Analyte	MB Result	MB Qualifier	RL	MDL	Unit	D	Prepared	Analyzed	Dil Fac
Sulfide	<10		10	10	mg/L		02/28/24 11:00	02/28/24 13:43	1

Lab Sample ID: LCS 680-824987/2-A — **Client Sample ID: Lab Control Sample**
Matrix: Water — **Prep Type: Total/NA**
Analysis Batch: 825011 — **Prep Batch: 824987**

Analyte	Spike Added	LCS Result	LCS Qualifier	Unit	D	%Rec	%Rec Limits
Sulfide	208	125		mg/L		60	50 - 150

Lab Sample ID: LCSD 680-824987/3-A — **Client Sample ID: Lab Control Sample Dup**
Matrix: Water — **Prep Type: Total/NA**
Analysis Batch: 825011 — **Prep Batch: 824987**

Analyte	Spike Added	LCSD Result	LCSD Qualifier	Unit	D	%Rec	%Rec Limits	RPD	RPD Limit
Sulfide	208	119		mg/L		57	50 - 150	5	50

Lab Sample ID: 680-247129-M-2-B MS — **Client Sample ID: Matrix Spike**
Matrix: Water — **Prep Type: Total/NA**
Analysis Batch: 825011 — **Prep Batch: 824987**

Analyte	Sample Result	Sample Qualifier	Spike Added	MS Result	MS Qualifier	Unit	D	%Rec	%Rec Limits
Sulfide	<10		208	136		mg/L		65	50 - 150

Lab Sample ID: 680-247129-M-2-C MSD — **Client Sample ID: Matrix Spike Duplicate**
Matrix: Water — **Prep Type: Total/NA**
Analysis Batch: 825011 — **Prep Batch: 824987**

Analyte	Sample Result	Sample Qualifier	Spike Added	MSD Result	MSD Qualifier	Unit	D	%Rec	%Rec Limits	RPD	RPD Limit
Sulfide	<10		208	128		mg/L		61	50 - 150	6	50

Lab Sample ID: 680-247129-E-1-B DU — **Client Sample ID: Duplicate**
Matrix: Water — **Prep Type: Total/NA**
Analysis Batch: 825011 — **Prep Batch: 824987**

Analyte	Sample Result	Sample Qualifier	DU Result	DU Qualifier	Unit	D	RPD	RPD Limit
Sulfide	<10		<10		mg/L		NC	50

QC Association Summary

Client: Southern Company
Project/Site: CCR - Plant Scherer Ash Pond

Job ID: 680-247203-1

HPLC/IC

Analysis Batch: 78938

Lab Sample ID	Client Sample ID	Prep Type	Matrix	Method	Prep Batch
680-247203-1	SCH-SGWC-20	Total/NA	Water	300.0	
680-247203-2	SCH-SGWC-15	Total/NA	Water	300.0	
680-247203-3	SCH-SGWC-17	Total/NA	Water	300.0	
680-247203-4	SCH-SGWC-16	Total/NA	Water	300.0	
MB 670-78938/11	Method Blank	Total/NA	Water	300.0	
MB 670-78938/42	Method Blank	Total/NA	Water	300.0	
LCS 670-78938/40	Lab Control Sample	Total/NA	Water	300.0	
LCSD 670-78938/41	Lab Control Sample Dup	Total/NA	Water	300.0	
680-247197-H-2 MS	Matrix Spike	Total/NA	Water	300.0	
680-247197-H-2 MSD	Matrix Spike Duplicate	Total/NA	Water	300.0	

Analysis Batch: 79096

Lab Sample ID	Client Sample ID	Prep Type	Matrix	Method	Prep Batch
680-247203-5	SCH-AP1-FB-2	Total/NA	Water	300.0	
MB 670-79096/6	Method Blank	Total/NA	Water	300.0	
LCS 670-79096/4	Lab Control Sample	Total/NA	Water	300.0	
LCSD 670-79096/5	Lab Control Sample Dup	Total/NA	Water	300.0	
680-247150-C-15 MS	Matrix Spike	Total/NA	Water	300.0	
680-247150-C-15 MSD	Matrix Spike Duplicate	Total/NA	Water	300.0	

Metals

Prep Batch: 824890

Lab Sample ID	Client Sample ID	Prep Type	Matrix	Method	Prep Batch
680-247203-1	SCH-SGWC-20	Total Recoverable	Water	3005A	
680-247203-2	SCH-SGWC-15	Total Recoverable	Water	3005A	
680-247203-3	SCH-SGWC-17	Total Recoverable	Water	3005A	
680-247203-4	SCH-SGWC-16	Total Recoverable	Water	3005A	
680-247203-5	SCH-AP1-FB-2	Total Recoverable	Water	3005A	
MB 680-824890/1-A	Method Blank	Total Recoverable	Water	3005A	
LCS 680-824890/2-A	Lab Control Sample	Total Recoverable	Water	3005A	
400-251649-C-1-B MS	Matrix Spike	Total Recoverable	Water	3005A	
400-251649-C-1-B MS ^4	Matrix Spike	Total Recoverable	Water	3005A	
400-251649-C-1-C MSD	Matrix Spike Duplicate	Total Recoverable	Water	3005A	
400-251649-C-1-C MSD ^4	Matrix Spike Duplicate	Total Recoverable	Water	3005A	

Analysis Batch: 825099

Lab Sample ID	Client Sample ID	Prep Type	Matrix	Method	Prep Batch
680-247203-1	SCH-SGWC-20	Total Recoverable	Water	6020B	824890
680-247203-2	SCH-SGWC-15	Total Recoverable	Water	6020B	824890
680-247203-3	SCH-SGWC-17	Total Recoverable	Water	6020B	824890
680-247203-4	SCH-SGWC-16	Total Recoverable	Water	6020B	824890
680-247203-5	SCH-AP1-FB-2	Total Recoverable	Water	6020B	824890
MB 680-824890/1-A	Method Blank	Total Recoverable	Water	6020B	824890
LCS 680-824890/2-A	Lab Control Sample	Total Recoverable	Water	6020B	824890
400-251649-C-1-B MS	Matrix Spike	Total Recoverable	Water	6020B	824890
400-251649-C-1-C MSD	Matrix Spike Duplicate	Total Recoverable	Water	6020B	824890

Prep Batch: 825377

Lab Sample ID	Client Sample ID	Prep Type	Matrix	Method	Prep Batch
680-247203-1	SCH-SGWC-20	Total/NA	Water	7470A	

Metals (Continued)

Prep Batch: 825377 (Continued)

Lab Sample ID	Client Sample ID	Prep Type	Matrix	Method	Prep Batch
680-247203-2	SCH-SGWC-15	Total/NA	Water	7470A	
680-247203-3	SCH-SGWC-17	Total/NA	Water	7470A	
680-247203-4	SCH-SGWC-16	Total/NA	Water	7470A	
680-247203-5	SCH-AP1-FB-2	Total/NA	Water	7470A	
MB 680-825377/1-A	Method Blank	Total/NA	Water	7470A	
LCS 680-825377/2-A	Lab Control Sample	Total/NA	Water	7470A	
680-247117-C-2-D MS	Matrix Spike	Total/NA	Water	7470A	
680-247117-C-2-E MSD	Matrix Spike Duplicate	Total/NA	Water	7470A	

Analysis Batch: 825379

Lab Sample ID	Client Sample ID	Prep Type	Matrix	Method	Prep Batch
680-247203-1	SCH-SGWC-20	Total Recoverable	Water	6020B	824890
680-247203-2	SCH-SGWC-15	Total Recoverable	Water	6020B	824890
680-247203-3	SCH-SGWC-17	Total Recoverable	Water	6020B	824890
680-247203-4	SCH-SGWC-16	Total Recoverable	Water	6020B	824890
680-247203-5	SCH-AP1-FB-2	Total Recoverable	Water	6020B	824890
MB 680-824890/1-A	Method Blank	Total Recoverable	Water	6020B	824890
LCS 680-824890/2-A	Lab Control Sample	Total Recoverable	Water	6020B	824890
400-251649-C-1-B MS ^4	Matrix Spike	Total Recoverable	Water	6020B	824890
400-251649-C-1-C MSD ^4	Matrix Spike Duplicate	Total Recoverable	Water	6020B	824890

Analysis Batch: 825614

Lab Sample ID	Client Sample ID	Prep Type	Matrix	Method	Prep Batch
680-247203-1	SCH-SGWC-20	Total/NA	Water	7470A	825377
680-247203-2	SCH-SGWC-15	Total/NA	Water	7470A	825377
680-247203-3	SCH-SGWC-17	Total/NA	Water	7470A	825377
680-247203-4	SCH-SGWC-16	Total/NA	Water	7470A	825377
680-247203-5	SCH-AP1-FB-2	Total/NA	Water	7470A	825377
MB 680-825377/1-A	Method Blank	Total/NA	Water	7470A	825377
LCS 680-825377/2-A	Lab Control Sample	Total/NA	Water	7470A	825377
680-247117-C-2-D MS	Matrix Spike	Total/NA	Water	7470A	825377
680-247117-C-2-E MSD	Matrix Spike Duplicate	Total/NA	Water	7470A	825377

General Chemistry

Analysis Batch: 824971

Lab Sample ID	Client Sample ID	Prep Type	Matrix	Method	Prep Batch
680-247203-1	SCH-SGWC-20	Total/NA	Water	2540C-2011	
680-247203-2	SCH-SGWC-15	Total/NA	Water	2540C-2011	
680-247203-3	SCH-SGWC-17	Total/NA	Water	2540C-2011	
MB 680-824971/1	Method Blank	Total/NA	Water	2540C-2011	
LCS 680-824971/2	Lab Control Sample	Total/NA	Water	2540C-2011	
LCSD 680-824971/3	Lab Control Sample Dup	Total/NA	Water	2540C-2011	
680-247203-3 DU	SCH-SGWC-17	Total/NA	Water	2540C-2011	

Prep Batch: 824987

Lab Sample ID	Client Sample ID	Prep Type	Matrix	Method	Prep Batch
680-247203-1	SCH-SGWC-20	Total/NA	Water	9030B	
680-247203-2	SCH-SGWC-15	Total/NA	Water	9030B	
680-247203-3	SCH-SGWC-17	Total/NA	Water	9030B	
680-247203-4	SCH-SGWC-16	Total/NA	Water	9030B	

General Chemistry (Continued)

Prep Batch: 824987 (Continued)

Lab Sample ID	Client Sample ID	Prep Type	Matrix	Method	Prep Batch
680-247203-5	SCH-AP1-FB-2	Total/NA	Water	9030B	
MB 680-824987/1-A	Method Blank	Total/NA	Water	9030B	
LCS 680-824987/2-A	Lab Control Sample	Total/NA	Water	9030B	
LCSD 680-824987/3-A	Lab Control Sample Dup	Total/NA	Water	9030B	
680-247129-M-2-B MS	Matrix Spike	Total/NA	Water	9030B	
680-247129-M-2-C MSD	Matrix Spike Duplicate	Total/NA	Water	9030B	
680-247129-E-1-B DU	Duplicate	Total/NA	Water	9030B	

Analysis Batch: 825011

Lab Sample ID	Client Sample ID	Prep Type	Matrix	Method	Prep Batch
680-247203-1	SCH-SGWC-20	Total/NA	Water	9034	824987
680-247203-2	SCH-SGWC-15	Total/NA	Water	9034	824987
680-247203-3	SCH-SGWC-17	Total/NA	Water	9034	824987
680-247203-4	SCH-SGWC-16	Total/NA	Water	9034	824987
680-247203-5	SCH-AP1-FB-2	Total/NA	Water	9034	824987
MB 680-824987/1-A	Method Blank	Total/NA	Water	9034	824987
LCS 680-824987/2-A	Lab Control Sample	Total/NA	Water	9034	824987
LCSD 680-824987/3-A	Lab Control Sample Dup	Total/NA	Water	9034	824987
680-247129-M-2-B MS	Matrix Spike	Total/NA	Water	9034	824987
680-247129-M-2-C MSD	Matrix Spike Duplicate	Total/NA	Water	9034	824987
680-247129-E-1-B DU	Duplicate	Total/NA	Water	9034	824987

Analysis Batch: 825280

Lab Sample ID	Client Sample ID	Prep Type	Matrix	Method	Prep Batch
680-247203-4	SCH-SGWC-16	Total/NA	Water	2540C-2011	
680-247203-5	SCH-AP1-FB-2	Total/NA	Water	2540C-2011	
MB 680-825280/1	Method Blank	Total/NA	Water	2540C-2011	
LCS 680-825280/2	Lab Control Sample	Total/NA	Water	2540C-2011	
LCSD 680-825280/3	Lab Control Sample Dup	Total/NA	Water	2540C-2011	
680-247251-A-1 DU	Duplicate	Total/NA	Water	2540C-2011	
680-247270-B-2 DU	Duplicate	Total/NA	Water	2540C-2011	

Analysis Batch: 825383

Lab Sample ID	Client Sample ID	Prep Type	Matrix	Method	Prep Batch
680-247203-1	SCH-SGWC-20	Total/NA	Water	2320B-2011	
680-247203-2	SCH-SGWC-15	Total/NA	Water	2320B-2011	
680-247203-3	SCH-SGWC-17	Total/NA	Water	2320B-2011	
680-247203-4	SCH-SGWC-16	Total/NA	Water	2320B-2011	
680-247203-5	SCH-AP1-FB-2	Total/NA	Water	2320B-2011	
MB 680-825383/4	Method Blank	Total/NA	Water	2320B-2011	
LCS 680-825383/6	Lab Control Sample	Total/NA	Water	2320B-2011	
LCSD 680-825383/31	Lab Control Sample Dup	Total/NA	Water	2320B-2011	
680-247203-3 DU	SCH-SGWC-17	Total/NA	Water	2320B-2011	

Lab Chronicle

Client: Southern Company
Project/Site: CCR - Plant Scherer Ash Pond

Job ID: 680-247203-1

Client Sample ID: SCH-SGWC-20

Lab Sample ID: 680-247203-1

Date Collected: 02/26/24 16:13
Matrix: Water
Date Received: 02/27/24 12:05

Prep Type	Batch Type	Batch Method	Run	Dil Factor	Initial Amount	Final Amount	Batch Number	Prepared or Analyzed	Analyst	Lab
Total/NA	Analysis	300.0		5	0 mL	1.0 mL	78938	03/05/24 06:55	KS	EET ORL
	Instrument ID:	IC_001								
Total Recoverable	Prep	3005A			25 mL	125 mL	824890	02/28/24 05:50	RR	EET SAV
Total Recoverable	Analysis	6020B		1			825099	02/28/24 21:54	BWR	EET SAV
	Instrument ID:	ICPMSD								
Total Recoverable	Prep	3005A			25 mL	125 mL	824890	02/28/24 05:50	RR	EET SAV
Total Recoverable	Analysis	6020B		4			825379	02/29/24 12:51	BWR	EET SAV
	Instrument ID:	ICPMSD								
Total/NA	Prep	7470A			50 mL	50 mL	825377	03/01/24 10:08	DW	EET SAV
Total/NA	Analysis	7470A		1			825614	03/03/24 10:13	BCB	EET SAV
	Instrument ID:	QuickTrace2								
Total/NA	Analysis	2320B-2011		1			825383	02/29/24 22:53	PG	EET SAV
	Instrument ID:	MANTECH 2								
Total/NA	Analysis	2540C-2011		1	50 mL	200 mL	824971	02/28/24 10:43	PG	EET SAV
	Instrument ID:	NOEQUIP								
Total/NA	Prep	9030B			6 mL	6 mL	824987	02/28/24 11:00	JAS	EET SAV
Total/NA	Analysis	9034		1	6 mL	6 mL	825011	02/28/24 13:43	JAS	EET SAV
	Instrument ID:	NoEquip								

Client Sample ID: SCH-SGWC-15

Lab Sample ID: 680-247203-2

Date Collected: 02/26/24 13:55
Matrix: Water
Date Received: 02/27/24 12:05

Prep Type	Batch Type	Batch Method	Run	Dil Factor	Initial Amount	Final Amount	Batch Number	Prepared or Analyzed	Analyst	Lab
Total/NA	Analysis	300.0		5	0 mL	1.0 mL	78938	03/05/24 07:11	KS	EET ORL
	Instrument ID:	IC_001								
Total Recoverable	Prep	3005A			25 mL	125 mL	824890	02/28/24 05:50	RR	EET SAV
Total Recoverable	Analysis	6020B		1			825099	02/28/24 22:02	BWR	EET SAV
	Instrument ID:	ICPMSD								
Total Recoverable	Prep	3005A			25 mL	125 mL	824890	02/28/24 05:50	RR	EET SAV
Total Recoverable	Analysis	6020B		1			825379	02/29/24 12:59	BWR	EET SAV
	Instrument ID:	ICPMSD								
Total/NA	Prep	7470A			50 mL	50 mL	825377	03/01/24 10:08	DW	EET SAV
Total/NA	Analysis	7470A		1			825614	03/03/24 10:16	BCB	EET SAV
	Instrument ID:	QuickTrace2								
Total/NA	Analysis	2320B-2011		1			825383	02/29/24 23:04	PG	EET SAV
	Instrument ID:	MANTECH 2								
Total/NA	Analysis	2540C-2011		1	50 mL	200 mL	824971	02/28/24 10:43	PG	EET SAV
	Instrument ID:	NOEQUIP								
Total/NA	Prep	9030B			6 mL	6 mL	824987	02/28/24 11:00	JAS	EET SAV
Total/NA	Analysis	9034		1	6 mL	6 mL	825011	02/28/24 13:43	JAS	EET SAV
	Instrument ID:	NoEquip								

Lab Chronicle

Client: Southern Company
Project/Site: CCR - Plant Scherer Ash Pond

Job ID: 680-247203-1

Client Sample ID: SCH-SGWC-17

Lab Sample ID: 680-247203-3

Date Collected: 02/26/24 16:15
Matrix: Water
Date Received: 02/27/24 12:05

Prep Type	Batch Type	Batch Method	Run	Dil Factor	Initial Amount	Final Amount	Batch Number	Prepared or Analyzed	Analyst	Lab
Total/NA	Analysis	300.0		5	0 mL	1.0 mL	78938	03/05/24 07:27	KS	EET ORL
	Instrument ID:	IC_001								
Total Recoverable	Prep	3005A			25 mL	125 mL	824890	02/28/24 05:50	RR	EET SAV
Total Recoverable	Analysis	6020B		1			825099	02/28/24 22:05	BWR	EET SAV
	Instrument ID:	ICPMSD								
Total Recoverable	Prep	3005A			25 mL	125 mL	824890	02/28/24 05:50	RR	EET SAV
Total Recoverable	Analysis	6020B		1			825379	02/29/24 13:02	BWR	EET SAV
	Instrument ID:	ICPMSD								
Total/NA	Prep	7470A			50 mL	50 mL	825377	03/01/24 10:08	DW	EET SAV
Total/NA	Analysis	7470A		1			825614	03/03/24 10:18	BCB	EET SAV
	Instrument ID:	QuickTrace2								
Total/NA	Analysis	2320B-2011		1			825383	02/29/24 22:40	PG	EET SAV
	Instrument ID:	MANTECH 2								
Total/NA	Analysis	2540C-2011		1	50 mL	200 mL	824971	02/28/24 10:43	PG	EET SAV
	Instrument ID:	NOEQUIP								
Total/NA	Prep	9030B			6 mL	6 mL	824987	02/28/24 11:00	JAS	EET SAV
Total/NA	Analysis	9034		1	6 mL	6 mL	825011	02/28/24 13:43	JAS	EET SAV
	Instrument ID:	NoEquip								

Client Sample ID: SCH-SGWC-16

Lab Sample ID: 680-247203-4

Date Collected: 02/26/24 12:00
Matrix: Water
Date Received: 02/27/24 12:05

Prep Type	Batch Type	Batch Method	Run	Dil Factor	Initial Amount	Final Amount	Batch Number	Prepared or Analyzed	Analyst	Lab
Total/NA	Analysis	300.0		2	0 mL	1.0 mL	78938	03/05/24 07:43	KS	EET ORL
	Instrument ID:	IC_001								
Total Recoverable	Prep	3005A			25 mL	125 mL	824890	02/28/24 05:50	RR	EET SAV
Total Recoverable	Analysis	6020B		1			825099	02/28/24 22:08	BWR	EET SAV
	Instrument ID:	ICPMSD								
Total Recoverable	Prep	3005A			25 mL	125 mL	824890	02/28/24 05:50	RR	EET SAV
Total Recoverable	Analysis	6020B		1			825379	02/29/24 13:05	BWR	EET SAV
	Instrument ID:	ICPMSD								
Total/NA	Prep	7470A			50 mL	50 mL	825377	03/01/24 10:08	DW	EET SAV
Total/NA	Analysis	7470A		1			825614	03/03/24 10:24	BCB	EET SAV
	Instrument ID:	QuickTrace2								
Total/NA	Analysis	2320B-2011		1			825383	02/29/24 23:11	PG	EET SAV
	Instrument ID:	MANTECH 2								
Total/NA	Analysis	2540C-2011		1	200 mL	200 mL	825280	02/29/24 16:15	PG	EET SAV
	Instrument ID:	NOEQUIP								
Total/NA	Prep	9030B			6 mL	6 mL	824987	02/28/24 11:00	JAS	EET SAV
Total/NA	Analysis	9034		1	6 mL	6 mL	825011	02/28/24 13:43	JAS	EET SAV
	Instrument ID:	NoEquip								

Lab Chronicle

Client: Southern Company
Project/Site: CCR - Plant Scherer Ash Pond

Job ID: 680-247203-1

Client Sample ID: SCH-AP1-FB-2

Date Collected: 02/26/24 12:30
Date Received: 02/27/24 12:05

Lab Sample ID: 680-247203-5

Matrix: Water

Prep Type	Batch Type	Batch Method	Run	Dil Factor	Initial Amount	Final Amount	Batch Number	Prepared or Analyzed	Analyst	Lab
Total/NA	Analysis	300.0		1			79096	03/05/24 16:26	BR	EET ORL
	Instrument ID:	IC_004								
Total Recoverable	Prep	3005A			25 mL	125 mL	824890	02/28/24 05:50	RR	EET SAV
Total Recoverable	Analysis	6020B		1			825099	02/28/24 22:11	BWR	EET SAV
	Instrument ID:	ICPMSD								
Total Recoverable	Prep	3005A			25 mL	125 mL	824890	02/28/24 05:50	RR	EET SAV
Total Recoverable	Analysis	6020B		1			825379	02/29/24 13:08	BWR	EET SAV
	Instrument ID:	ICPMSD								
Total/NA	Prep	7470A			50 mL	50 mL	825377	03/01/24 10:08	DW	EET SAV
Total/NA	Analysis	7470A		1			825614	03/03/24 10:26	BCB	EET SAV
	Instrument ID:	QuickTrace2								
Total/NA	Analysis	2320B-2011		1			825383	02/29/24 22:58	PG	EET SAV
	Instrument ID:	MANTECH 2								
Total/NA	Analysis	2540C-2011		1	200 mL	200 mL	825280	02/29/24 16:15	PG	EET SAV
	Instrument ID:	NOEQUIP								
Total/NA	Prep	9030B			6 mL	6 mL	824987	02/28/24 11:00	JAS	EET SAV
Total/NA	Analysis	9034		1	6 mL	6 mL	825011	02/28/24 13:43	JAS	EET SAV
	Instrument ID:	NoEquip								

Laboratory References:

EET ORL = Eurofins Orlando, 481 Newburyport Avenue, Altamonte Springs, FL 32701, TEL (407)339-5984

EET SAV = Eurofins Savannah, 5102 LaRoche Avenue, Savannah, GA 31404, TEL (912)354-7858

Accreditation/Certification Summary

Client: Southern Company
Project/Site: CCR - Plant Scherer Ash Pond

Job ID: 680-247203-1

Laboratory: Eurofins Savannah

The accreditations/certifications listed below are applicable to this report.

Authority	Program	Identification Number	Expiration Date
Florida	NELAP	E87052	06-30-24
Georgia	State	E87052	06-30-24

Laboratory: Eurofins Orlando

All accreditations/certifications held by this laboratory are listed. Not all accreditations/certifications are applicable to this report.

Authority	Program	Identification Number	Expiration Date
Alabama	State	42800	06-30-24
Arkansas (DW)	State	FL00091	06-30-24
Florida	NELAP	E83018	06-30-24
Georgia (DW)	State	C055	06-30-24
Louisiana (All)	NELAP	239316	06-30-24
Louisiana (DW)	State	LA039	05-24-24
Mississippi	State	MS00007	06-30-24
New Mexico	State	FL00091	06-30-24
North Carolina (DW)	State	12712	07-31-24
Tennessee	State	TN04930	06-30-24
Texas	NELAP	T104704571	02-28-25
Washington	State	C1089	10-19-24

Method Summary

Client: Southern Company
Project/Site: CCR - Plant Scherer Ash Pond

Job ID: 680-247203-1

Method	Method Description	Protocol	Laboratory
300.0	Anions, Ion Chromatography	EPA	EET ORL
6020B	Metals (ICP/MS)	SW846	EET SAV
7470A	Mercury (CVAA)	SW846	EET SAV
2320B-2011	Alkalinity, Total	SM	EET SAV
2540C-2011	Total Dissolved Solids (Dried at 180 °C)	SM	EET SAV
9034	Sulfide, Acid Soluble and Insoluble (Titrimetric)	SW846	EET SAV
3005A	Preparation, Total Recoverable or Dissolved Metals	SW846	EET SAV
7470A	Preparation, Mercury	SW846	EET SAV
9030B	Sulfide, Distillation (Acid Soluble and Insoluble)	SW846	EET SAV

Protocol References:

EPA = US Environmental Protection Agency

SM = "Standard Methods For The Examination Of Water And Wastewater"

SW846 = "Test Methods For Evaluating Solid Waste, Physical/Chemical Methods", Third Edition, November 1986 And Its Updates.

Laboratory References:

EET ORL = Eurofins Orlando, 481 Newburyport Avenue, Altamonte Springs, FL 32701, TEL (407)339-5984

EET SAV = Eurofins Savannah, 5102 LaRoche Avenue, Savannah, GA 31404, TEL (912)354-7858

Eurofins Savannah
5102 LaRoche Avenue
Savannah, GA 31404
Phone (912) 354-7858 Phone (912) 352-0165

Chain of Custody Record

eurofins | Environment Testing

Client Information	Sampler(s): Mark Mann	Lab PM / Phone: David Fuller / 770-344-8986	Carrier Tracking No(s):	COC No:
Client Contact: Joju Abraham	Site-Project Manager / Phone: Dawn Prell / 248-536-5445	E-Mail: David.Fuller@et.eurofinsus.com	State of Origin: GA	Page: Page 1 of 1
Company: Southern Company				Job #:
Address: 241 Ralph McGill Blvd SE B10185	Due Date Requested:			
City: Atlanta	TAT Requested (business days): 2 weeks			
State, Zip: GA, 30308	Compliance Project: Δ Yes Δ No			
Phone:	Lab Project #: (DO NOT REMOVE) 68027798			
Email: JAbraham@southernco.com	Lab PO #: GPC82130-0003 / PO Line #1			
Project Name: CCR - Plant Scherer Ash Pond	Project #:			
Site:				

Analysis Requested

Preservation Codes:
A - HCL, B - NaOH, C - Zn Acetate, D - Nitric Acid, E - NaHSO4, F - MeOH, G - Amchlor, H - Ascorbic Acid, I - Ice, J - DI Water, K - EDTA, L - EDA
M - Hexane, N - None, O - AsNaO2, P - Na2O4S, Q - Na2SO3, R - Na2S2O3, S - H2SO4, T - TSP Dodecahydrate, U - Acetone, V - MCAA, W - pH 4-5, Y - Trizma, Z - other (specify)
Other:

Task_Code: SCH-CCR-ASSMT-2024S1

Special Instructions/Notes:

Sample Identification	Sample Date	Sample Time	Sample Type (C=comp, G=grab)	Matrix (W=water, S=solid, O=waste/oil, BT=Tissue, A=Air)	Field Filtered Sample (Yes or No)	Perform MS/MSD (Yes or No)	300_ORGFM_28D - Chloride, Fluoride, Sulfate	2540C - Solids, Total Dissolved (TDS)	6020B - App III and IV w/ Fe, Mg, Mn, Na, K	7470A - App IV Mercury	9034 - Sulfide (FILL BOTTLES COMPLETELY)	2320B - Alkalinity, Total, Carb/Bicarb	9315_Ra226 - Radium 226	9320_Ra228 - Radium 228	Ra226Ra228_GFPC - Combined Radium 226 and 228	Total Number of containers
			Preservation Code:				N	N	D	D	CB	N	D	D	D	
SCH-SGWC-20	2/26/24	16:13	G	WG	N	N	X	X	X	X	X	X	X	X	X	8
SCH-SGWC-15	2/26/24	13:55	G	WG	N	N	X	X	X	X	X	X	X	X	X	8
SCH-SGWC-17	2/26/24	16:15	G	WG	N	N	X	X	X	X	X	X	X	X	X	8
SCH-SGWC-16	2/26/24	12:00	G	WG	N	N	X	X	X	X	X	X	X	X	X	8
SCH-AP1-FB-2	2/26/24	12:30	G	WQ	N	N	X	X	X	X	X	X	X	X	X	8

680-247203 Chain of Custody

Possible Hazard Identification
☐ *Non-Hazard* ☐ *Flammable* ☐ *Skin Irritant* ☐ *Poison B* ☐ *Unknown* ☐ *Radiological*

Sample Disposal (A fee may be assessed if samples are retained longer than 1 month)
☐ *Return To Client* ☐ *Disposal By Lab* ☐ *Archive For* _____ *Months*

Deliverable Requested: I, II, III, IV, Other (specify)

Special Instructions/QC Requirements:

Empty Kit Relinquished by:	Date:	Time:	Method of Shipment:		
Relinquished by: MARK MANN / [signature]	Date/Time: 02/27/24 825	Company WSP	Received by:	Date/Time:	Company
~~Relinquished by:~~ K Cook RECEIVED:	Date/Time: 02/27/24 8:25	Company Courier NAV	Received by:	Date/Time:	Company
Relinquished by:	Date/Time:	Company	Received by: C Munro	Date/Time: 2/27/24 1205	Company Eurofins

Custody Seals Intact: Δ Yes Δ No | Custody Seal No.: | Cooler Temperature(s) °C and Other Remarks: 2.7/2.7 CDO

Ver: 01/16/2019 3/7/2024

Eurofins Savannah
5102 LaRoche Avenue
Savannah, GA 31404
Phone: 912-354-7858 Fax: 912-352-0165

Chain of Custody Record

eurofins | Environment Testing

Client Information (Sub Contract Lab)	Sampler:	Lab PM: Fuller, David	Carrier Tracking No(s):	COC No: 680-765080.1
Client Contact: Shipping/Receiving	Phone:	E-Mail: David.Fuller@et.eurofinsus.com	State of Origin: Georgia	Page: Page 1 of 1
Company: Eurofins Environment Testing Southeast,		Accreditations Required (See note): NELAP - Florida; State - Georgia		Job #: 680-247203-1
Address: 481 Newburyport Avenue, ,	Due Date Requested: 3/8/2024			
City: Altamonte Springs	TAT Requested (days):			
State, Zip: FL, 32701				
Phone: 407-339-5984(Tel) 407-260-6110(Fax)	PO #:			
Email:	WO #:			
Project Name: CCR - Plant Scherer Ash Pond	Project #: 68027798			
Site:	SSOW#:			

Analysis Requested

Preservation Codes:
A - HCL
B - NaOH
C - Zn Acetate
D - Nitric Acid
E - NaHSO4
F - MeOH
G - Amchlor
H - Ascorbic Acid
I - Ice
J - DI Water
K - EDTA
L - EDA
M - Hexane
N - None
O - AsNaO2
P - Na2O4S
Q - Na2SO3
R - Na2S2O3
S - H2SO4
T - TSP Dodecahydrate
U - Acetone
V - MCAA
W - pH 4-5
Y - Trizma
Z - other (specify)
Other:

Sample Identification - Client ID (Lab ID)	Sample Date	Sample Time	Sample Type (C=comp, G=grab)	Matrix (W=water, S=solid, O=waste/oil, BT=Tissue, A=Air)	Field Filtered Sample (Yes or No)	Perform MS/MSD (Yes or No)	300_ORGFM_28D/ Cl, Fl, SO4, Br	Total Number of containers	Special Instructions/Note:
			Preservation Code:						
SCH-SGWC-20 (680-247203-1)	2/26/24	16:13 Eastern		Water			X	1	
SCH-SGWC-15 (680-247203-2)	2/26/24	13:55 Eastern		Water			X	1	
SCH-SGWC-17 (680-247203-3)	2/26/24	16:15 Eastern		Water			X	1	
SCH-SGWC-16 (680-247203-4)	2/26/24	12:00 Eastern		Water			X	1	
SCH-AP1-FB-2 (680-247203-5)	2/26/24	12:30 Eastern		Water			X	1	

Note: Since laboratory accreditations are subject to change, Eurofins Environment Testing Southeast, LLC places the ownership of method, analyte & accreditation compliance upon our subcontract laboratories. This sample shipment is forwarded under chain-of-custody. If the laboratory does not currently maintain accreditation in the State of Origin listed above for analysis/tests/matrix being analyzed, the samples must be shipped back to the Eurofins Environment Testing Southeast, LLC laboratory or other instructions will be provided. Any changes to accreditation status should be brought to Eurofins Environment Testing Southeast, LLC attention immediately. If all requested accreditations are current to date, return the signed Chain of Custody attesting to said compliance to Eurofins Environment Testing Southeast, LLC.

Possible Hazard Identification	*Sample Disposal (A fee may be assessed if samples are retained longer than 1 month)*
Unconfirmed	☐ *Return To Client* ☐ *Disposal By Lab* ☐ *Archive For* _____ *Months*
Deliverable Requested: I, II, III, IV, Other (specify) Primary Deliverable Rank: 2	Special Instructions/QC Requirements:

Empty Kit Relinquished by:	Date:	Time:	Method of Shipment:

Relinquished by	Date/Time	Company	Received by	Date/Time	Company
[signature]	3-1-24 1600				
			[signature]	3/2/24 930	

Custody Seals Intact: Δ Yes Δ No	Custody Seal No.:	Cooler Temperature(s) °C and Other Remarks: 1.4/1.4 596

Login Sample Receipt Checklist

Client: Southern Company

Job Number: 680-247203-1

Login Number: 247203

List Source: Eurofins Savannah

List Number: 1

Creator: Munro, Caroline

Question	Answer	Comment
Radioactivity wasn't checked or is </= background as measured by a survey meter.	N/A	
The cooler's custody seal, if present, is intact.	True	
Sample custody seals, if present, are intact.	True	
The cooler or samples do not appear to have been compromised or tampered with.	True	
Samples were received on ice.	True	
Cooler Temperature is acceptable.	True	
Cooler Temperature is recorded.	True	
COC is present.	True	
COC is filled out in ink and legible.	True	
COC is filled out with all pertinent information.	True	
Is the Field Sampler's name present on COC?	True	
There are no discrepancies between the containers received and the COC.	True	
Samples are received within Holding Time (excluding tests with immediate HTs)	True	
Sample containers have legible labels.	True	
Containers are not broken or leaking.	True	
Sample collection date/times are provided.	True	
Appropriate sample containers are used.	True	
Sample bottles are completely filled.	True	
Sample Preservation Verified.	N/A	
There is sufficient vol. for all requested analyses, incl. any requested MS/MSDs	True	
Containers requiring zero headspace have no headspace or bubble is <6mm (1/4").	N/A	
Multiphasic samples are not present.	True	
Samples do not require splitting or compositing.	True	
Residual Chlorine Checked.	N/A	

Login Sample Receipt Checklist

Client: Southern Company

Job Number: 680-247203-1

Login Number: 247203
List Number: 3
Creator: Wehr, Alexander C

List Source: Eurofins Orlando
List Creation: 03/02/24 10:36 AM

Question	Answer	Comment
Radioactivity wasn't checked or is </= background as measured by a survey meter.	N/A	
The cooler's custody seal, if present, is intact.	True	
Sample custody seals, if present, are intact.	True	
The cooler or samples do not appear to have been compromised or tampered with.	True	
Samples were received on ice.	True	
Cooler Temperature is acceptable.	True	
Cooler Temperature is recorded.	True	
COC is present.	True	
COC is filled out in ink and legible.	True	
COC is filled out with all pertinent information.	True	
Is the Field Sampler's name present on COC?	True	
There are no discrepancies between the containers received and the COC.	True	
Samples are received within Holding Time (excluding tests with immediate HTs)	True	
Sample containers have legible labels.	True	
Containers are not broken or leaking.	True	
Sample collection date/times are provided.	True	
Appropriate sample containers are used.	True	
Sample bottles are completely filled.	True	
Sample Preservation Verified.	True	
There is sufficient vol. for all requested analyses, incl. any requested MS/MSDs	True	
Containers requiring zero headspace have no headspace or bubble is <6mm (1/4").	True	
Multiphasic samples are not present.	True	
Samples do not require splitting or compositing.	True	
Residual Chlorine Checked.	N/A	

eurofins | Environment Testing

ANALYTICAL REPORT

PREPARED FOR

Attn: Joju Abraham
Southern Company
241 Ralph McGill Blvd SE
B10185
Atlanta, Georgia 30308

Generated 3/7/2024 8:31:07 AM

JOB DESCRIPTION

CCR - Plant Scherer Ash Pond

JOB NUMBER

680-247253-1

Eurofins Savannah
5102 LaRoche Avenue
Savannah GA 31404

See page two for job notes and contact information.

my EOL

Eurofins Savannah

Job Notes

This report may not be reproduced except in full, and with written approval from the laboratory. The results relate only to the samples tested. For questions please contact the Project Manager at the e-mail address or telephone number listed on this page.

The test results in this report relate only to the samples as received by the laboratory and will meet all requirements of the methodology, with any exceptions noted. This report shall not be reproduced except in full, without the express written approval of the laboratory. All questions should be directed to the Eurofins Environment Testing Southeast, LLC Project Manager.

Authorization

Generated
3/7/2024 8:31:07 AM

Authorized for release by
David Fuller, Project Manager
David.Fuller@et.eurofinsus.com
(770)344-8986

Definitions/Glossary

Client: Southern Company
Project/Site: CCR - Plant Scherer Ash Pond

Job ID: 680-247253-1

Qualifiers

HPLC/IC

Qualifier	Qualifier Description
J	Result is less than the RL but greater than or equal to the MDL and the concentration is an approximate value.

Metals

Qualifier	Qualifier Description
4	MS, MSD: The analyte present in the original sample is greater than 4 times the matrix spike concentration; therefore, control limits are not applicable.
J	Result is less than the RL but greater than or equal to the MDL and the concentration is an approximate value.

Glossary

Abbreviation	These commonly used abbreviations may or may not be present in this report.
¤	Listed under the "D" column to designate that the result is reported on a dry weight basis
%R	Percent Recovery
CFL	Contains Free Liquid
CFU	Colony Forming Unit
CNF	Contains No Free Liquid
DER	Duplicate Error Ratio (normalized absolute difference)
Dil Fac	Dilution Factor
DL	Detection Limit (DoD/DOE)
DL, RA, RE, IN	Indicates a Dilution, Re-analysis, Re-extraction, or additional Initial metals/anion analysis of the sample
DLC	Decision Level Concentration (Radiochemistry)
EDL	Estimated Detection Limit (Dioxin)
LOD	Limit of Detection (DoD/DOE)
LOQ	Limit of Quantitation (DoD/DOE)
MCL	EPA recommended "Maximum Contaminant Level"
MDA	Minimum Detectable Activity (Radiochemistry)
MDC	Minimum Detectable Concentration (Radiochemistry)
MDL	Method Detection Limit
ML	Minimum Level (Dioxin)
MPN	Most Probable Number
MQL	Method Quantitation Limit
NC	Not Calculated
ND	Not Detected at the reporting limit (or MDL or EDL if shown)
NEG	Negative / Absent
POS	Positive / Present
PQL	Practical Quantitation Limit
PRES	Presumptive
QC	Quality Control
RER	Relative Error Ratio (Radiochemistry)
RL	Reporting Limit or Requested Limit (Radiochemistry)
RPD	Relative Percent Difference, a measure of the relative difference between two points
TEF	Toxicity Equivalent Factor (Dioxin)
TEQ	Toxicity Equivalent Quotient (Dioxin)
TNTC	Too Numerous To Count

Sample Summary

Client: Southern Company
Project/Site: CCR - Plant Scherer Ash Pond

Job ID: 680-247253-1

Lab Sample ID	Client Sample ID	Matrix	Collected	Received
680-247253-1	SCH-SGWA-25	Water	02/27/24 09:40	02/28/24 11:15
680-247253-2	SCH-SGWC-14	Water	02/27/24 12:00	02/28/24 11:15
680-247253-3	SCH-SGWC-21	Water	02/27/24 15:31	02/28/24 11:15
680-247253-4	SCH-SGWC-18	Water	02/27/24 14:12	02/28/24 11:15

Job Narrative
680-247253-1

Analytical test results meet all requirements of the associated regulatory program listed on the Accreditation/Certification Summary Page unless otherwise noted under the individual analysis. Data qualifiers are applied to indicate exceptions. Noncompliant quality control (QC) is further explained in narrative comments.

- Matrix QC may not be reported if insufficient sample or site-specific QC samples were not submitted. In these situations, to demonstrate precision and accuracy at a batch level, a LCS/LCSD may be performed, unless otherwise specified in the method.
- Surrogate and/or isotope dilution analyte recoveries (if applicable) which are outside of the QC window are confirmed unless attributed to a dilution or otherwise noted in the narrative.

Receipt
The samples were received on 2/28/2024 11:15 AM. Unless otherwise noted below, the samples arrived in good condition, and, where required, properly preserved and on ice. The temperatures of the 2 coolers at receipt time were 0.7°C and 1.3°C.

HPLC/IC
No additional analytical or quality issues were noted, other than those described above or in the Definitions/ Glossary page.

Metals
No additional analytical or quality issues were noted, other than those described above or in the Definitions/ Glossary page.

General Chemistry
Method 2540C: A lesser volume of sample was used for the following samples due to the nature of the sample matrix resulting in elevated reporting limits: SCH-SGWC-14 (680-247253-2), SCH-SGWC-21 (680-247253-3) and SCH-SGWC-18 (680-247253-4).

No additional analytical or quality issues were noted, other than those described above or in the Definitions/ Glossary page.

Client Sample Results

Client: Southern Company
Project/Site: CCR - Plant Scherer Ash Pond

Job ID: 680-247253-1

Client Sample ID: SCH-SGWA-25

Lab Sample ID: 680-247253-1
Date Collected: 02/27/24 09:40
Matrix: Water
Date Received: 02/28/24 11:15

Method: EPA 300.0 - Anions, Ion Chromatography

Analyte	Result	Qualifier	RL	MDL	Unit	D	Prepared	Analyzed	Dil Fac
Chloride	**2.0**		1.0	0.20	mg/L			03/05/24 21:13	1
Fluoride	<0.20		0.40	0.20	mg/L			03/05/24 21:13	1
Sulfate	**0.55**	**J**	1.0	0.50	mg/L			03/05/24 21:13	1

Method: SW846 6020B - Metals (ICP/MS) - Total Recoverable

Analyte	Result	Qualifier	RL	MDL	Unit	D	Prepared	Analyzed	Dil Fac
Antimony	<0.00034		0.0020	0.00034	mg/L		02/29/24 05:51	02/29/24 16:25	1
Arsenic	<0.00086		0.0010	0.00086	mg/L		02/29/24 05:51	02/29/24 16:25	1
Barium	**0.028**		0.010	0.00089	mg/L		02/29/24 05:51	02/29/24 16:25	1
Beryllium	<0.00020		0.0025	0.00020	mg/L		02/29/24 05:51	02/29/24 16:25	1
Boron	**0.023**	**J**	0.080	0.022	mg/L		02/29/24 05:51	02/29/24 16:25	1
Cadmium	<0.000078		0.0025	0.000078	mg/L		02/29/24 05:51	02/29/24 16:25	1
Calcium	**11**		0.50	0.14	mg/L		02/29/24 05:51	02/29/24 16:25	1
Chromium	**0.0027**		0.0020	0.0012	mg/L		02/29/24 05:51	02/29/24 16:25	1
Cobalt	**0.00078**	**J**	0.0025	0.00022	mg/L		02/29/24 05:51	02/29/24 16:25	1
Iron	**0.067**	**J**	0.10	0.012	mg/L		02/29/24 05:51	02/29/24 16:25	1
Lead	<0.00021		0.0010	0.00021	mg/L		02/29/24 05:51	02/29/24 16:25	1
Lithium	**0.0023**	**J**	0.0050	0.0020	mg/L		02/29/24 05:51	02/29/24 16:25	1
Magnesium	**7.6**		0.50	0.023	mg/L		02/29/24 05:51	02/29/24 16:25	1
Manganese	**0.045**		0.0050	0.0022	mg/L		02/29/24 05:51	02/29/24 16:25	1
Molybdenum	<0.00086		0.015	0.00086	mg/L		02/29/24 05:51	02/29/24 16:25	1
Potassium	**0.76**		0.50	0.044	mg/L		02/29/24 05:51	02/29/24 16:25	1
Selenium	<0.00099		0.0050	0.00099	mg/L		02/29/24 05:51	02/29/24 16:25	1
Sodium	**4.8**		0.50	0.20	mg/L		02/29/24 05:51	02/29/24 16:25	1
Thallium	<0.00026		0.0010	0.00026	mg/L		02/29/24 05:51	02/29/24 16:25	1

Method: SW846 7470A - Mercury (CVAA)

Analyte	Result	Qualifier	RL	MDL	Unit	D	Prepared	Analyzed	Dil Fac
Mercury	<0.000080		0.00020	0.000080	mg/L		03/01/24 11:04	03/03/24 12:13	1

General Chemistry

Analyte	Result	Qualifier	RL	MDL	Unit	D	Prepared	Analyzed	Dil Fac
Total Alkalinity as CaCO3 to pH 4.5 (SM 2320B-2011)	**63**		5.0	2.2	mg/L			03/01/24 00:37	1
Bicarbonate Alkalinity as CaCO3 (SM 2320B-2011)	**63**		5.0	5.0	mg/L			03/01/24 00:37	1
Carbonate Alkalinity as CaCO3 (SM 2320B-2011)	<5.0		5.0	5.0	mg/L			03/01/24 00:37	1
Total Dissolved Solids (SM 2540C-2011)	**96**		10	10	mg/L			03/01/24 11:06	1
Sulfide (SW846 9034)	<10		10	10	mg/L		02/29/24 11:20	02/29/24 13:36	1

Client Sample ID: SCH-SGWC-14

Lab Sample ID: 680-247253-2
Date Collected: 02/27/24 12:00
Matrix: Water
Date Received: 02/28/24 11:15

Method: EPA 300.0 - Anions, Ion Chromatography

Analyte	Result	Qualifier	RL	MDL	Unit	D	Prepared	Analyzed	Dil Fac
Chloride	**15**		5.0	1.0	mg/L			03/05/24 21:30	5
Fluoride	<1.0		2.0	1.0	mg/L			03/05/24 21:30	5
Sulfate	**240**		5.0	2.5	mg/L			03/05/24 21:30	5

Client Sample Results

Client: Southern Company
Project/Site: CCR - Plant Scherer Ash Pond

Job ID: 680-247253-1

Client Sample ID: SCH-SGWC-14

Lab Sample ID: 680-247253-2
Matrix: Water
Date Collected: 02/27/24 12:00
Date Received: 02/28/24 11:15

Method: SW846 6020B - Metals (ICP/MS) - Total Recoverable

Analyte	Result	Qualifier	RL	MDL	Unit	D	Prepared	Analyzed	Dil Fac
Antimony	<0.00034		0.0020	0.00034	mg/L		02/29/24 05:51	02/29/24 16:21	1
Arsenic	<0.00086		0.0010	0.00086	mg/L		02/29/24 05:51	02/29/24 16:21	1
Barium	**0.042**		0.010	0.00089	mg/L		02/29/24 05:51	02/29/24 16:21	1
Beryllium	<0.00020		0.0025	0.00020	mg/L		02/29/24 05:51	02/29/24 16:21	1
Boron	**1.6**		0.080	0.022	mg/L		02/29/24 05:51	02/29/24 16:21	1
Cadmium	<0.000078		0.0025	0.000078	mg/L		02/29/24 05:51	02/29/24 16:21	1
Calcium	**45**		0.50	0.14	mg/L		02/29/24 05:51	02/29/24 16:21	1
Chromium	**0.0014**	**J**	0.0020	0.0012	mg/L		02/29/24 05:51	02/29/24 16:21	1
Cobalt	**0.0038**		0.0025	0.00022	mg/L		02/29/24 05:51	02/29/24 16:21	1
Iron	**0.054**	**J**	0.10	0.012	mg/L		02/29/24 05:51	02/29/24 16:21	1
Lead	<0.00021		0.0010	0.00021	mg/L		02/29/24 05:51	02/29/24 16:21	1
Lithium	**0.0021**	**J**	0.0050	0.0020	mg/L		02/29/24 05:51	02/29/24 16:21	1
Magnesium	**22**		0.50	0.023	mg/L		02/29/24 05:51	02/29/24 16:21	1
Manganese	**0.16**		0.0050	0.0022	mg/L		02/29/24 05:51	02/29/24 16:21	1
Molybdenum	<0.00086		0.015	0.00086	mg/L		02/29/24 05:51	02/29/24 16:21	1
Potassium	**2.0**		0.50	0.044	mg/L		02/29/24 05:51	02/29/24 16:21	1
Selenium	<0.00099		0.0050	0.00099	mg/L		02/29/24 05:51	02/29/24 16:21	1
Sodium	**27**		0.50	0.20	mg/L		02/29/24 05:51	02/29/24 16:21	1
Thallium	<0.00026		0.0010	0.00026	mg/L		02/29/24 05:51	02/29/24 16:21	1

Method: SW846 7470A - Mercury (CVAA)

Analyte	Result	Qualifier	RL	MDL	Unit	D	Prepared	Analyzed	Dil Fac
Mercury	<0.000080		0.00020	0.000080	mg/L		03/01/24 11:04	03/03/24 12:11	1

General Chemistry

Analyte	Result	Qualifier	RL	MDL	Unit	D	Prepared	Analyzed	Dil Fac
Total Alkalinity as CaCO3 to pH 4.5 (SM 2320B-2011)	**37**		5.0	2.2	mg/L			03/01/24 00:45	1
Bicarbonate Alkalinity as CaCO3 (SM 2320B-2011)	**37**		5.0	5.0	mg/L			03/01/24 00:45	1
Carbonate Alkalinity as CaCO3 (SM 2320B-2011)	<5.0		5.0	5.0	mg/L			03/01/24 00:45	1
Total Dissolved Solids (SM 2540C-2011)	**330**		40	40	mg/L			03/01/24 11:06	1
Sulfide (SW846 9034)	<10		10	10	mg/L		02/29/24 11:20	02/29/24 13:36	1

Client Sample ID: SCH-SGWC-21

Lab Sample ID: 680-247253-3
Matrix: Water
Date Collected: 02/27/24 15:31
Date Received: 02/28/24 11:15

Method: EPA 300.0 - Anions, Ion Chromatography

Analyte	Result	Qualifier	RL	MDL	Unit	D	Prepared	Analyzed	Dil Fac
Chloride	**7.9**		5.0	1.0	mg/L			03/05/24 21:47	5
Fluoride	<1.0		2.0	1.0	mg/L			03/05/24 21:47	5
Sulfate	**130**		5.0	2.5	mg/L			03/05/24 21:47	5

Method: SW846 6020B - Metals (ICP/MS) - Total Recoverable

Analyte	Result	Qualifier	RL	MDL	Unit	D	Prepared	Analyzed	Dil Fac
Antimony	<0.00034		0.0020	0.00034	mg/L		02/29/24 05:51	02/29/24 16:29	1
Arsenic	<0.00086		0.0010	0.00086	mg/L		02/29/24 05:51	02/29/24 16:29	1
Barium	**0.12**		0.010	0.00089	mg/L		02/29/24 05:51	02/29/24 16:29	1
Beryllium	<0.00020		0.0025	0.00020	mg/L		02/29/24 05:51	02/29/24 16:29	1

Client Sample ID: SCH-SGWC-21

Lab Sample ID: 680-247253-3

Date Collected: 02/27/24 15:31

Matrix: Water

Date Received: 02/28/24 11:15

Method: SW846 6020B - Metals (ICP/MS) - Total Recoverable (Continued)

Analyte	Result	Qualifier	RL	MDL	Unit	D	Prepared	Analyzed	Dil Fac
Boron	**1.2**		0.080	0.022	mg/L		02/29/24 05:51	02/29/24 16:29	1
Cadmium	<0.000078		0.0025	0.000078	mg/L		02/29/24 05:51	02/29/24 16:29	1
Calcium	**41**		0.50	0.14	mg/L		02/29/24 05:51	02/29/24 16:29	1
Chromium	<0.0012		0.0020	0.0012	mg/L		02/29/24 05:51	02/29/24 16:29	1
Cobalt	<0.00022		0.0025	0.00022	mg/L		02/29/24 05:51	02/29/24 16:29	1
Iron	**0.026**	**J**	0.10	0.012	mg/L		02/29/24 05:51	02/29/24 16:29	1
Lead	<0.00021		0.0010	0.00021	mg/L		02/29/24 05:51	02/29/24 16:29	1
Lithium	<0.0020		0.0050	0.0020	mg/L		02/29/24 05:51	02/29/24 16:29	1
Magnesium	**16**		0.50	0.023	mg/L		02/29/24 05:51	02/29/24 16:29	1
Manganese	**0.051**		0.0050	0.0022	mg/L		02/29/24 05:51	02/29/24 16:29	1
Molybdenum	<0.00086		0.015	0.00086	mg/L		02/29/24 05:51	02/29/24 16:29	1
Potassium	**1.8**		0.50	0.044	mg/L		02/29/24 05:51	02/29/24 16:29	1
Selenium	<0.00099		0.0050	0.00099	mg/L		02/29/24 05:51	02/29/24 16:29	1
Sodium	**59**		0.50	0.20	mg/L		02/29/24 05:51	02/29/24 16:29	1
Thallium	<0.00026		0.0010	0.00026	mg/L		02/29/24 05:51	02/29/24 16:29	1

Method: SW846 7470A - Mercury (CVAA)

Analyte	Result	Qualifier	RL	MDL	Unit	D	Prepared	Analyzed	Dil Fac
Mercury	<0.000080		0.00020	0.000080	mg/L		03/01/24 11:04	03/03/24 12:09	1

General Chemistry

Analyte	Result	Qualifier	RL	MDL	Unit	D	Prepared	Analyzed	Dil Fac
Total Alkalinity as CaCO3 to pH 4.5 (SM 2320B-2011)	**170**		5.0	2.2	mg/L			03/01/24 00:19	1
Bicarbonate Alkalinity as CaCO3 (SM 2320B-2011)	**170**		5.0	5.0	mg/L			03/01/24 00:19	1
Carbonate Alkalinity as CaCO3 (SM 2320B-2011)	<5.0		5.0	5.0	mg/L			03/01/24 00:19	1
Total Dissolved Solids (SM 2540C-2011)	**360**		40	40	mg/L			03/01/24 11:06	1
Sulfide (SW846 9034)	**27**		10	10	mg/L		02/29/24 11:20	02/29/24 13:36	1

Client Sample ID: SCH-SGWC-18

Lab Sample ID: 680-247253-4

Date Collected: 02/27/24 14:12

Matrix: Water

Date Received: 02/28/24 11:15

Method: EPA 300.0 - Anions, Ion Chromatography

Analyte	Result	Qualifier	RL	MDL	Unit	D	Prepared	Analyzed	Dil Fac
Chloride	**9.7**	**J**	10	2.0	mg/L			03/05/24 22:04	10
Fluoride	<2.0		4.0	2.0	mg/L			03/05/24 22:04	10
Sulfate	**870**		10	5.0	mg/L			03/05/24 22:04	10

Method: SW846 6020B - Metals (ICP/MS) - Total Recoverable

Analyte	Result	Qualifier	RL	MDL	Unit	D	Prepared	Analyzed	Dil Fac
Antimony	<0.00034		0.0020	0.00034	mg/L		02/29/24 05:51	02/29/24 14:36	1
Arsenic	**0.0018**		0.0010	0.00086	mg/L		02/29/24 05:51	02/29/24 14:36	1
Barium	**0.010**		0.010	0.00089	mg/L		02/29/24 05:51	02/29/24 14:36	1
Beryllium	<0.00020		0.0025	0.00020	mg/L		02/29/24 05:51	02/29/24 14:36	1
Boron	**6.3**		0.080	0.022	mg/L		02/29/24 05:51	02/29/24 14:36	1
Cadmium	**0.00032**	**J**	0.0025	0.000078	mg/L		02/29/24 05:51	02/29/24 14:36	1
Calcium	**41**		0.50	0.14	mg/L		02/29/24 05:51	02/29/24 14:36	1
Chromium	**0.010**		0.0020	0.0012	mg/L		02/29/24 05:51	02/29/24 14:36	1

Client Sample Results

Client: Southern Company
Project/Site: CCR - Plant Scherer Ash Pond

Job ID: 680-247253-1

Client Sample ID: SCH-SGWC-18

Lab Sample ID: 680-247253-4

Date Collected: 02/27/24 14:12
Matrix: Water
Date Received: 02/28/24 11:15

Method: SW846 6020B - Metals (ICP/MS) - Total Recoverable (Continued)

Analyte	Result	Qualifier	RL	MDL	Unit	D	Prepared	Analyzed	Dil Fac
Cobalt	**0.069**		0.0025	0.00022	mg/L		02/29/24 05:51	02/29/24 14:36	1
Iron	**0.40**		0.10	0.012	mg/L		02/29/24 05:51	02/29/24 14:36	1
Lead	<0.00021		0.0010	0.00021	mg/L		02/29/24 05:51	02/29/24 14:36	1
Lithium	**0.0069**		0.0050	0.0020	mg/L		02/29/24 05:51	02/29/24 14:36	1
Magnesium	**18**		0.50	0.023	mg/L		02/29/24 05:51	02/29/24 14:36	1
Manganese	**0.62**		0.0050	0.0022	mg/L		02/29/24 05:51	02/29/24 14:36	1
Molybdenum	<0.00086		0.015	0.00086	mg/L		02/29/24 05:51	02/29/24 14:36	1
Potassium	**2.8**		0.50	0.044	mg/L		02/29/24 05:51	02/29/24 14:36	1
Selenium	**0.0053**		0.0050	0.00099	mg/L		02/29/24 05:51	02/29/24 14:36	1
Sodium	**320**		0.50	0.20	mg/L		02/29/24 05:51	02/29/24 14:36	1
Thallium	<0.00026		0.0010	0.00026	mg/L		02/29/24 05:51	02/29/24 14:36	1

Method: SW846 7470A - Mercury (CVAA)

Analyte	Result	Qualifier	RL	MDL	Unit	D	Prepared	Analyzed	Dil Fac
Mercury	<0.000080		0.00020	0.000080	mg/L		03/01/24 10:27	03/03/24 11:01	1

General Chemistry

Analyte	Result	Qualifier	RL	MDL	Unit	D	Prepared	Analyzed	Dil Fac
Total Alkalinity as CaCO3 to pH 4.5 (SM 2320B-2011)	<2.2		5.0	2.2	mg/L			03/01/24 00:51	1
Bicarbonate Alkalinity as CaCO3 (SM 2320B-2011)	<5.0		5.0	5.0	mg/L			03/01/24 00:51	1
Carbonate Alkalinity as CaCO3 (SM 2320B-2011)	<5.0		5.0	5.0	mg/L			03/01/24 00:51	1
Total Dissolved Solids (SM 2540C-2011)	**1200**		40	40	mg/L			03/01/24 11:06	1
Sulfide (SW846 9034)	<10		10	10	mg/L		02/29/24 11:20	02/29/24 13:36	1

QC Sample Results

Client: Southern Company
Project/Site: CCR - Plant Scherer Ash Pond

Job ID: 680-247253-1

Method: 300.0 - Anions, Ion Chromatography

Lab Sample ID: MB 670-79096/37
Matrix: Water
Analysis Batch: 79096

Client Sample ID: Method Blank
Prep Type: Total/NA

Analyte	MB Result	MB Qualifier	RL	MDL	Unit	D	Prepared	Analyzed	Dil Fac
Chloride	<0.20		1.0	0.20	mg/L			03/05/24 19:49	1
Fluoride	<0.20		0.40	0.20	mg/L			03/05/24 19:49	1
Sulfate	<0.50		1.0	0.50	mg/L			03/05/24 19:49	1

Lab Sample ID: MB 670-79096/6
Matrix: Water
Analysis Batch: 79096

Client Sample ID: Method Blank
Prep Type: Total/NA

Analyte	MB Result	MB Qualifier	RL	MDL	Unit	D	Prepared	Analyzed	Dil Fac
Chloride	<0.20		1.0	0.20	mg/L			03/05/24 10:33	1
Fluoride	<0.20		0.40	0.20	mg/L			03/05/24 10:33	1
Sulfate	<0.50		1.0	0.50	mg/L			03/05/24 10:33	1

Lab Sample ID: LCS 670-79096/35
Matrix: Water
Analysis Batch: 79096

Client Sample ID: Lab Control Sample
Prep Type: Total/NA

Analyte	Spike Added	LCS Result	LCS Qualifier	Unit	D	%Rec	%Rec Limits
Chloride	4.00	3.99		mg/L		100	90 - 110
Fluoride	4.00	4.09		mg/L		102	90 - 110
Sulfate	4.00	4.01		mg/L		100	90 - 110

Lab Sample ID: LCSD 670-79096/36
Matrix: Water
Analysis Batch: 79096

Client Sample ID: Lab Control Sample Dup
Prep Type: Total/NA

Analyte	Spike Added	LCSD Result	LCSD Qualifier	Unit	D	%Rec	%Rec Limits	RPD	RPD Limit
Chloride	4.00	3.99		mg/L		100	90 - 110	0	20
Fluoride	4.00	4.08		mg/L		102	90 - 110	0	20
Sulfate	4.00	3.99		mg/L		100	90 - 110	0	20

Lab Sample ID: 680-247265-H-4 MS
Matrix: Water
Analysis Batch: 79096

Client Sample ID: Matrix Spike
Prep Type: Total/NA

Analyte	Sample Result	Sample Qualifier	Spike Added	MS Result	MS Qualifier	Unit	D	%Rec	%Rec Limits
Chloride	<0.20		5.00	5.44		mg/L		109	80 - 120
Fluoride	<0.20		5.00	5.55		mg/L		111	80 - 120
Sulfate	<0.50		5.00	5.56		mg/L		111	80 - 120

Lab Sample ID: 680-247265-H-4 MSD
Matrix: Water
Analysis Batch: 79096

Client Sample ID: Matrix Spike Duplicate
Prep Type: Total/NA

Analyte	Sample Result	Sample Qualifier	Spike Added	MSD Result	MSD Qualifier	Unit	D	%Rec	%Rec Limits	RPD	RPD Limit
Chloride	<0.20		5.00	5.54		mg/L		111	80 - 120	2	20
Fluoride	<0.20		5.00	5.55		mg/L		111	80 - 120	0	20
Sulfate	<0.50		5.00	5.59		mg/L		112	80 - 120	0	20

QC Sample Results

Client: Southern Company
Project/Site: CCR - Plant Scherer Ash Pond

Job ID: 680-247253-1

Method: 6020B - Metals (ICP/MS)

Lab Sample ID: MB 680-825071/1-A
Matrix: Water
Analysis Batch: 825445

Client Sample ID: Method Blank
Prep Type: Total Recoverable
Prep Batch: 825071

Analyte	MB Result	MB Qualifier	RL	MDL	Unit	D	Prepared	Analyzed	Dil Fac
Antimony	<0.00034		0.0020	0.00034	mg/L		02/29/24 05:51	03/01/24 09:39	1
Arsenic	<0.00086		0.0010	0.00086	mg/L		02/29/24 05:51	03/01/24 09:39	1
Barium	<0.00089		0.010	0.00089	mg/L		02/29/24 05:51	03/01/24 09:39	1
Beryllium	<0.00020		0.0025	0.00020	mg/L		02/29/24 05:51	03/01/24 09:39	1
Boron	<0.022		0.080	0.022	mg/L		02/29/24 05:51	03/01/24 09:39	1
Cadmium	<0.000078		0.0025	0.000078	mg/L		02/29/24 05:51	03/01/24 09:39	1
Calcium	<0.14		0.50	0.14	mg/L		02/29/24 05:51	03/01/24 09:39	1
Chromium	<0.0012		0.0020	0.0012	mg/L		02/29/24 05:51	03/01/24 09:39	1
Cobalt	<0.00022		0.0025	0.00022	mg/L		02/29/24 05:51	03/01/24 09:39	1
Iron	<0.012		0.10	0.012	mg/L		02/29/24 05:51	03/01/24 09:39	1
Lead	<0.00021		0.0010	0.00021	mg/L		02/29/24 05:51	03/01/24 09:39	1
Lithium	<0.0020		0.0050	0.0020	mg/L		02/29/24 05:51	03/01/24 09:39	1
Magnesium	<0.023		0.50	0.023	mg/L		02/29/24 05:51	03/01/24 09:39	1
Manganese	<0.0022		0.0050	0.0022	mg/L		02/29/24 05:51	03/01/24 09:39	1
Molybdenum	<0.00086		0.015	0.00086	mg/L		02/29/24 05:51	03/01/24 09:39	1
Potassium	<0.044		0.50	0.044	mg/L		02/29/24 05:51	03/01/24 09:39	1
Selenium	<0.00099		0.0050	0.00099	mg/L		02/29/24 05:51	03/01/24 09:39	1
Sodium	<0.20		0.50	0.20	mg/L		02/29/24 05:51	03/01/24 09:39	1
Thallium	<0.00026		0.0010	0.00026	mg/L		02/29/24 05:51	03/01/24 09:39	1

Lab Sample ID: LCS 680-825071/2-A
Matrix: Water
Analysis Batch: 825445

Client Sample ID: Lab Control Sample
Prep Type: Total Recoverable
Prep Batch: 825071

Analyte	Spike Added	LCS Result	LCS Qualifier	Unit	D	%Rec	%Rec Limits
Antimony	0.0500	0.0550		mg/L		110	80 - 120
Arsenic	0.100	0.109		mg/L		109	80 - 120
Barium	0.100	0.110		mg/L		110	80 - 120
Beryllium	0.0500	0.0527		mg/L		105	80 - 120
Boron	0.400	0.405		mg/L		101	80 - 120
Cadmium	0.0500	0.0548		mg/L		110	80 - 120
Calcium	5.00	5.27		mg/L		105	80 - 120
Chromium	0.100	0.104		mg/L		104	80 - 120
Cobalt	0.0500	0.0530		mg/L		106	80 - 120
Iron	4.99	5.25		mg/L		105	80 - 120
Lead	0.500	0.494		mg/L		99	80 - 120
Lithium	0.500	0.536		mg/L		107	80 - 120
Magnesium	5.00	5.31		mg/L		106	80 - 120
Manganese	0.400	0.399		mg/L		100	80 - 120
Molybdenum	0.100	0.100		mg/L		100	80 - 120
Potassium	7.00	7.50		mg/L		107	80 - 120
Selenium	0.100	0.105		mg/L		105	80 - 120
Sodium	5.03	5.14		mg/L		102	80 - 120
Thallium	0.0500	0.0530		mg/L		106	80 - 120

Method: 6020B - Metals (ICP/MS) (Continued)

Lab Sample ID: 680-247253-4 MS
Matrix: Water
Analysis Batch: 825445

Client Sample ID: SCH-SGWC-18
Prep Type: Total Recoverable
Prep Batch: 825071

Analyte	Sample Result	Sample Qualifier	Spike Added	MS Result	MS Qualifier	Unit	D	%Rec	%Rec Limits
Antimony	<0.00034		0.0500	0.0532		mg/L		106	75 - 125
Arsenic	0.0018		0.100	0.0960		mg/L		94	75 - 125
Barium	0.010		0.100	0.119		mg/L		108	75 - 125
Beryllium	<0.00020		0.0500	0.0470		mg/L		94	75 - 125
Boron	6.3		0.400	6.85	4	mg/L		130	75 - 125
Cadmium	0.00032	J	0.0500	0.0544		mg/L		108	75 - 125
Calcium	41		5.00	44.8	4	mg/L		85	75 - 125
Chromium	0.010		0.100	0.119		mg/L		108	75 - 125
Cobalt	0.069		0.0500	0.125		mg/L		111	75 - 125
Iron	0.40		4.99	5.54		mg/L		103	75 - 125
Lead	<0.00021		0.500	0.485		mg/L		97	75 - 125
Lithium	0.0069		0.500	0.528		mg/L		104	75 - 125
Magnesium	18		5.00	22.4		mg/L		96	75 - 125
Manganese	0.62		0.400	0.977		mg/L		89	75 - 125
Molybdenum	<0.00086		0.100	0.103		mg/L		103	75 - 125
Potassium	2.8		7.00	10.0		mg/L		103	75 - 125
Selenium	0.0053		0.100	0.0999		mg/L		95	75 - 125
Sodium	320		5.03	319	4	mg/L		52	75 - 125
Thallium	<0.00026		0.0500	0.0549		mg/L		110	75 - 125

Lab Sample ID: 680-247253-4 MSD
Matrix: Water
Analysis Batch: 825445

Client Sample ID: SCH-SGWC-18
Prep Type: Total Recoverable
Prep Batch: 825071

Analyte	Sample Result	Sample Qualifier	Spike Added	MSD Result	MSD Qualifier	Unit	D	%Rec	%Rec Limits	RPD	RPD Limit
Antimony	<0.00034		0.0500	0.0537		mg/L		107	75 - 125	1	20
Arsenic	0.0018		0.100	0.0976		mg/L		96	75 - 125	2	20
Barium	0.010		0.100	0.119		mg/L		109	75 - 125	0	20
Beryllium	<0.00020		0.0500	0.0484		mg/L		97	75 - 125	3	20
Boron	6.3		0.400	6.65	4	mg/L		81	75 - 125	3	20
Cadmium	0.00032	J	0.0500	0.0558		mg/L		111	75 - 125	3	20
Calcium	41		5.00	44.3	4	mg/L		74	75 - 125	1	20
Chromium	0.010		0.100	0.118		mg/L		108	75 - 125	0	20
Cobalt	0.069		0.0500	0.122		mg/L		105	75 - 125	2	20
Iron	0.40		4.99	5.50		mg/L		102	75 - 125	1	20
Lead	<0.00021		0.500	0.503		mg/L		101	75 - 125	4	20
Lithium	0.0069		0.500	0.520		mg/L		103	75 - 125	2	20
Magnesium	18		5.00	21.7		mg/L		83	75 - 125	3	20
Manganese	0.62		0.400	0.979		mg/L		90	75 - 125	0	20
Molybdenum	<0.00086		0.100	0.106		mg/L		106	75 - 125	3	20
Potassium	2.8		7.00	10.0		mg/L		103	75 - 125	0	20
Selenium	0.0053		0.100	0.0994		mg/L		94	75 - 125	1	20
Sodium	320		5.03	306	4	mg/L		-198	75 - 125	4	20
Thallium	<0.00026		0.0500	0.0548		mg/L		110	75 - 125	0	20

Method: 6020B - Metals (ICP/MS) (Continued)

Lab Sample ID: MB 680-825073/1-A
Matrix: Water
Analysis Batch: 825444

Client Sample ID: Method Blank
Prep Type: Total Recoverable
Prep Batch: 825073

Analyte	MB Result	MB Qualifier	RL	MDL	Unit	D	Prepared	Analyzed	Dil Fac
Antimony	0.000500	J	0.0020	0.00034	mg/L		02/29/24 05:51	03/01/24 11:49	1
Arsenic	<0.00086		0.0010	0.00086	mg/L		02/29/24 05:51	03/01/24 11:49	1
Barium	<0.00089		0.010	0.00089	mg/L		02/29/24 05:51	03/01/24 11:49	1
Beryllium	<0.00020		0.0025	0.00020	mg/L		02/29/24 05:51	03/01/24 11:49	1
Boron	<0.022		0.080	0.022	mg/L		02/29/24 05:51	03/01/24 11:49	1
Cadmium	<0.000078		0.0025	0.000078	mg/L		02/29/24 05:51	03/01/24 11:49	1
Calcium	<0.14		0.50	0.14	mg/L		02/29/24 05:51	03/01/24 11:49	1
Chromium	<0.0012		0.0020	0.0012	mg/L		02/29/24 05:51	03/01/24 11:49	1
Cobalt	<0.00022		0.0025	0.00022	mg/L		02/29/24 05:51	03/01/24 11:49	1
Iron	<0.012		0.10	0.012	mg/L		02/29/24 05:51	03/01/24 11:49	1
Lead	<0.00021		0.0010	0.00021	mg/L		02/29/24 05:51	03/01/24 11:49	1
Lithium	<0.0020		0.0050	0.0020	mg/L		02/29/24 05:51	03/01/24 11:49	1
Magnesium	<0.023		0.50	0.023	mg/L		02/29/24 05:51	03/01/24 11:49	1
Manganese	<0.0022		0.0050	0.0022	mg/L		02/29/24 05:51	03/01/24 11:49	1
Molybdenum	<0.00086		0.015	0.00086	mg/L		02/29/24 05:51	03/01/24 11:49	1
Potassium	<0.044		0.50	0.044	mg/L		02/29/24 05:51	03/01/24 11:49	1
Selenium	<0.00099		0.0050	0.00099	mg/L		02/29/24 05:51	03/01/24 11:49	1
Sodium	<0.20		0.50	0.20	mg/L		02/29/24 05:51	03/01/24 11:49	1
Thallium	<0.00026		0.0010	0.00026	mg/L		02/29/24 05:51	03/01/24 11:49	1

Lab Sample ID: LCS 680-825073/2-A
Matrix: Water
Analysis Batch: 825444

Client Sample ID: Lab Control Sample
Prep Type: Total Recoverable
Prep Batch: 825073

Analyte	Spike Added	LCS Result	LCS Qualifier	Unit	D	%Rec	%Rec Limits
Antimony	0.0500	0.0565		mg/L		113	80 - 120
Arsenic	0.100	0.113		mg/L		113	80 - 120
Barium	0.100	0.109		mg/L		109	80 - 120
Beryllium	0.0500	0.0560		mg/L		112	80 - 120
Boron	0.400	0.434		mg/L		109	80 - 120
Cadmium	0.0500	0.0547		mg/L		109	80 - 120
Calcium	5.00	5.42		mg/L		108	80 - 120
Chromium	0.100	0.111		mg/L		111	80 - 120
Cobalt	0.0500	0.0577		mg/L		115	80 - 120
Iron	4.99	5.48		mg/L		110	80 - 120
Lead	0.500	0.535		mg/L		107	80 - 120
Lithium	0.500	0.538		mg/L		108	80 - 120
Magnesium	5.00	5.30		mg/L		106	80 - 120
Manganese	0.400	0.419		mg/L		105	80 - 120
Molybdenum	0.100	0.119		mg/L		119	80 - 120
Potassium	7.00	8.16		mg/L		117	80 - 120
Selenium	0.100	0.109		mg/L		109	80 - 120
Sodium	5.03	5.02		mg/L		100	80 - 120
Thallium	0.0500	0.0568		mg/L		114	80 - 120

QC Sample Results

Client: Southern Company
Project/Site: CCR - Plant Scherer Ash Pond

Job ID: 680-247253-1

Method: 7470A - Mercury (CVAA)

Lab Sample ID: MB 680-825386/1-A — **Client Sample ID: Method Blank**
Matrix: Water — **Prep Type: Total/NA**
Analysis Batch: 825614 — **Prep Batch: 825386**

Analyte	MB Result	MB Qualifier	RL	MDL	Unit	D	Prepared	Analyzed	Dil Fac
Mercury	<0.000080		0.00020	0.000080	mg/L		03/01/24 10:27	03/03/24 10:57	1

Lab Sample ID: LCS 680-825386/2-A — **Client Sample ID: Lab Control Sample**
Matrix: Water — **Prep Type: Total/NA**
Analysis Batch: 825614 — **Prep Batch: 825386**

Analyte	Spike Added	LCS Result	LCS Qualifier	Unit	D	%Rec	%Rec Limits
Mercury	0.00250	0.00244		mg/L		97	80 - 120

Lab Sample ID: 680-247253-4 MS — **Client Sample ID: SCH-SGWC-18**
Matrix: Water — **Prep Type: Total/NA**
Analysis Batch: 825614 — **Prep Batch: 825386**

Analyte	Sample Result	Sample Qualifier	Spike Added	MS Result	MS Qualifier	Unit	D	%Rec	%Rec Limits
Mercury	<0.000080		0.00100	0.00108		mg/L		108	80 - 120

Lab Sample ID: 680-247253-4 MSD — **Client Sample ID: SCH-SGWC-18**
Matrix: Water — **Prep Type: Total/NA**
Analysis Batch: 825614 — **Prep Batch: 825386**

Analyte	Sample Result	Sample Qualifier	Spike Added	MSD Result	MSD Qualifier	Unit	D	%Rec	%Rec Limits	RPD	RPD Limit
Mercury	<0.000080		0.00100	0.00105		mg/L		105	80 - 120	3	20

Lab Sample ID: MB 680-825404/1-A — **Client Sample ID: Method Blank**
Matrix: Water — **Prep Type: Total/NA**
Analysis Batch: 825614 — **Prep Batch: 825404**

Analyte	MB Result	MB Qualifier	RL	MDL	Unit	D	Prepared	Analyzed	Dil Fac
Mercury	<0.000080		0.00020	0.000080	mg/L		03/01/24 11:04	03/03/24 11:59	1

Lab Sample ID: LCS 680-825404/2-A — **Client Sample ID: Lab Control Sample**
Matrix: Water — **Prep Type: Total/NA**
Analysis Batch: 825614 — **Prep Batch: 825404**

Analyte	Spike Added	LCS Result	LCS Qualifier	Unit	D	%Rec	%Rec Limits
Mercury	0.00250	0.00260		mg/L		104	80 - 120

Lab Sample ID: 400-251653-C-3-C MS — **Client Sample ID: Matrix Spike**
Matrix: Water — **Prep Type: Total/NA**
Analysis Batch: 825614 — **Prep Batch: 825404**

Analyte	Sample Result	Sample Qualifier	Spike Added	MS Result	MS Qualifier	Unit	D	%Rec	%Rec Limits
Mercury	<0.000080		0.00100	0.00107		mg/L		107	80 - 120

Lab Sample ID: 400-251653-C-3-D MSD — **Client Sample ID: Matrix Spike Duplicate**
Matrix: Water — **Prep Type: Total/NA**
Analysis Batch: 825614 — **Prep Batch: 825404**

Analyte	Sample Result	Sample Qualifier	Spike Added	MSD Result	MSD Qualifier	Unit	D	%Rec	%Rec Limits	RPD	RPD Limit
Mercury	<0.000080		0.00100	0.00106		mg/L		106	80 - 120	1	20

QC Sample Results

Client: Southern Company
Project/Site: CCR - Plant Scherer Ash Pond

Job ID: 680-247253-1

Method: 2320B-2011 - Alkalinity, Total

Lab Sample ID: MB 680-825383/4
Matrix: Water
Analysis Batch: 825383

Client Sample ID: Method Blank
Prep Type: Total/NA

Analyte	MB Result	MB Qualifier	RL	MDL	Unit	D	Prepared	Analyzed	Dil Fac
Total Alkalinity as CaCO3 to pH 4.5	<2.2		5.0	2.2	mg/L			02/29/24 22:17	1
Bicarbonate Alkalinity as CaCO3	<5.0		5.0	5.0	mg/L			02/29/24 22:17	1
Carbonate Alkalinity as CaCO3	<5.0		5.0	5.0	mg/L			02/29/24 22:17	1

Lab Sample ID: LCS 680-825383/6
Matrix: Water
Analysis Batch: 825383

Client Sample ID: Lab Control Sample
Prep Type: Total/NA

Analyte	Spike Added	LCS Result	LCS Qualifier	Unit	D	%Rec	%Rec Limits
Total Alkalinity as CaCO3 to pH 4.5	250	249		mg/L		100	90 - 112

Lab Sample ID: LCSD 680-825383/31
Matrix: Water
Analysis Batch: 825383

Client Sample ID: Lab Control Sample Dup
Prep Type: Total/NA

Analyte	Spike Added	LCSD Result	LCSD Qualifier	Unit	D	%Rec	%Rec Limits	RPD	RPD Limit
Total Alkalinity as CaCO3 to pH 4.5	250	251		mg/L		100	90 - 112	1	30

Lab Sample ID: 680-247253-3 DU
Matrix: Water
Analysis Batch: 825383

Client Sample ID: SCH-SGWC-21
Prep Type: Total/NA

Analyte	Sample Result	Sample Qualifier	DU Result	DU Qualifier	Unit	D	RPD	RPD Limit
Total Alkalinity as CaCO3 to pH 4.5	170		170		mg/L		0.7	30
Bicarbonate Alkalinity as CaCO3	170		170		mg/L		0.7	30
Carbonate Alkalinity as CaCO3	<5.0		<5.0		mg/L		NC	30

Method: 2540C-2011 - Total Dissolved Solids (Dried at 180 °C)

Lab Sample ID: MB 680-825405/1
Matrix: Water
Analysis Batch: 825405

Client Sample ID: Method Blank
Prep Type: Total/NA

Analyte	MB Result	MB Qualifier	RL	MDL	Unit	D	Prepared	Analyzed	Dil Fac
Total Dissolved Solids	<10		10	10	mg/L			03/01/24 11:06	1

Lab Sample ID: LCS 680-825405/2
Matrix: Water
Analysis Batch: 825405

Client Sample ID: Lab Control Sample
Prep Type: Total/NA

Analyte	Spike Added	LCS Result	LCS Qualifier	Unit	D	%Rec	%Rec Limits
Total Dissolved Solids	2410	2410		mg/L		100	80 - 120

Method: 2540C-2011 - Total Dissolved Solids (Dried at 180 °C) (Continued)

Lab Sample ID: LCSD 680-825405/3 — **Client Sample ID: Lab Control Sample Dup**
Matrix: Water — **Prep Type: Total/NA**
Analysis Batch: 825405

Analyte			Spike Added	LCSD Result	LCSD Qualifier	Unit	D	%Rec	%Rec Limits	RPD	RPD Limit
Total Dissolved Solids			2410	2430		mg/L		101	80 - 120	1	25

Lab Sample ID: 680-247251-A-3 DU — **Client Sample ID: Duplicate**
Matrix: Water — **Prep Type: Total/NA**
Analysis Batch: 825405

Analyte	Sample Result	Sample Qualifier		DU Result	DU Qualifier	Unit	D			RPD	RPD Limit
Total Dissolved Solids	1200			1230		mg/L				2	5

Lab Sample ID: 680-247270-B-14 DU — **Client Sample ID: Duplicate**
Matrix: Water — **Prep Type: Total/NA**
Analysis Batch: 825405

Analyte	Sample Result	Sample Qualifier		DU Result	DU Qualifier	Unit	D			RPD	RPD Limit
Total Dissolved Solids	600			600		mg/L				0	5

Method: 9034 - Sulfide, Acid Soluble and Insoluble (Titrimetric)

Lab Sample ID: MB 680-825176/1-A — **Client Sample ID: Method Blank**
Matrix: Water — **Prep Type: Total/NA**
Analysis Batch: 825220 — **Prep Batch: 825176**

Analyte	MB Result	MB Qualifier	RL	MDL	Unit	D	Prepared	Analyzed	Dil Fac
Sulfide	<10		10	10	mg/L		02/29/24 11:20	02/29/24 13:36	1

Lab Sample ID: LCS 680-825176/2-A — **Client Sample ID: Lab Control Sample**
Matrix: Water — **Prep Type: Total/NA**
Analysis Batch: 825220 — **Prep Batch: 825176**

Analyte			Spike Added	LCS Result	LCS Qualifier	Unit	D	%Rec	%Rec Limits		
Sulfide			208	124		mg/L		60	50 - 150		

Lab Sample ID: LCSD 680-825176/3-A — **Client Sample ID: Lab Control Sample Dup**
Matrix: Water — **Prep Type: Total/NA**
Analysis Batch: 825220 — **Prep Batch: 825176**

Analyte			Spike Added	LCSD Result	LCSD Qualifier	Unit	D	%Rec	%Rec Limits	RPD	RPD Limit
Sulfide			208	136		mg/L		65	50 - 150	9	50

Lab Sample ID: 680-247251-E-1-B MS — **Client Sample ID: Matrix Spike**
Matrix: Water — **Prep Type: Total/NA**
Analysis Batch: 825220 — **Prep Batch: 825176**

Analyte	Sample Result	Sample Qualifier	Spike Added	MS Result	MS Qualifier	Unit	D	%Rec	%Rec Limits		
Sulfide	<10		208	117		mg/L		56	50 - 150		

Method: 9034 - Sulfide, Acid Soluble and Insoluble (Titrimetric) (Continued)

Lab Sample ID: 680-247251-E-1-C MSD — **Client Sample ID: Matrix Spike Duplicate**
Matrix: Water — **Prep Type: Total/NA**
Analysis Batch: 825220 — **Prep Batch: 825176**

Analyte	Sample Result	Sample Qualifier	Spike Added	MSD Result	MSD Qualifier	Unit	D	%Rec	%Rec Limits	RPD	RPD Limit
Sulfide	<10		208	116		mg/L		56	50 - 150	1	50

Lab Sample ID: 680-247135-F-1-B DU — **Client Sample ID: Duplicate**
Matrix: Water — **Prep Type: Total/NA**
Analysis Batch: 825220 — **Prep Batch: 825176**

Analyte	Sample Result	Sample Qualifier		DU Result	DU Qualifier	Unit	D			RPD	RPD Limit
Sulfide	<10			<10		mg/L				NC	50

QC Association Summary

Client: Southern Company
Project/Site: CCR - Plant Scherer Ash Pond

Job ID: 680-247253-1

HPLC/IC

Analysis Batch: 79096

Lab Sample ID	Client Sample ID	Prep Type	Matrix	Method	Prep Batch
680-247253-1	SCH-SGWA-25	Total/NA	Water	300.0	
680-247253-2	SCH-SGWC-14	Total/NA	Water	300.0	
680-247253-3	SCH-SGWC-21	Total/NA	Water	300.0	
680-247253-4	SCH-SGWC-18	Total/NA	Water	300.0	
MB 670-79096/37	Method Blank	Total/NA	Water	300.0	
MB 670-79096/6	Method Blank	Total/NA	Water	300.0	
LCS 670-79096/35	Lab Control Sample	Total/NA	Water	300.0	
LCSD 670-79096/36	Lab Control Sample Dup	Total/NA	Water	300.0	
680-247265-H-4 MS	Matrix Spike	Total/NA	Water	300.0	
680-247265-H-4 MSD	Matrix Spike Duplicate	Total/NA	Water	300.0	

Metals

Prep Batch: 825071

Lab Sample ID	Client Sample ID	Prep Type	Matrix	Method	Prep Batch
680-247253-4	SCH-SGWC-18	Total Recoverable	Water	3005A	
MB 680-825071/1-A	Method Blank	Total Recoverable	Water	3005A	
LCS 680-825071/2-A	Lab Control Sample	Total Recoverable	Water	3005A	
680-247253-4 MS	SCH-SGWC-18	Total Recoverable	Water	3005A	
680-247253-4 MSD	SCH-SGWC-18	Total Recoverable	Water	3005A	

Prep Batch: 825073

Lab Sample ID	Client Sample ID	Prep Type	Matrix	Method	Prep Batch
680-247253-1	SCH-SGWA-25	Total Recoverable	Water	3005A	
680-247253-2	SCH-SGWC-14	Total Recoverable	Water	3005A	
680-247253-3	SCH-SGWC-21	Total Recoverable	Water	3005A	
MB 680-825073/1-A	Method Blank	Total Recoverable	Water	3005A	
LCS 680-825073/2-A	Lab Control Sample	Total Recoverable	Water	3005A	

Prep Batch: 825386

Lab Sample ID	Client Sample ID	Prep Type	Matrix	Method	Prep Batch
680-247253-4	SCH-SGWC-18	Total/NA	Water	7470A	
MB 680-825386/1-A	Method Blank	Total/NA	Water	7470A	
LCS 680-825386/2-A	Lab Control Sample	Total/NA	Water	7470A	
680-247253-4 MS	SCH-SGWC-18	Total/NA	Water	7470A	
680-247253-4 MSD	SCH-SGWC-18	Total/NA	Water	7470A	

Prep Batch: 825404

Lab Sample ID	Client Sample ID	Prep Type	Matrix	Method	Prep Batch
680-247253-1	SCH-SGWA-25	Total/NA	Water	7470A	
680-247253-2	SCH-SGWC-14	Total/NA	Water	7470A	
680-247253-3	SCH-SGWC-21	Total/NA	Water	7470A	
MB 680-825404/1-A	Method Blank	Total/NA	Water	7470A	
LCS 680-825404/2-A	Lab Control Sample	Total/NA	Water	7470A	
400-251653-C-3-C MS	Matrix Spike	Total/NA	Water	7470A	
400-251653-C-3-D MSD	Matrix Spike Duplicate	Total/NA	Water	7470A	

Analysis Batch: 825444

Lab Sample ID	Client Sample ID	Prep Type	Matrix	Method	Prep Batch
680-247253-1	SCH-SGWA-25	Total Recoverable	Water	6020B	825073
680-247253-2	SCH-SGWC-14	Total Recoverable	Water	6020B	825073

Metals (Continued)

Analysis Batch: 825444 (Continued)

Lab Sample ID	Client Sample ID	Prep Type	Matrix	Method	Prep Batch
680-247253-3	SCH-SGWC-21	Total Recoverable	Water	6020B	825073
MB 680-825073/1-A	Method Blank	Total Recoverable	Water	6020B	825073
LCS 680-825073/2-A	Lab Control Sample	Total Recoverable	Water	6020B	825073

Analysis Batch: 825445

Lab Sample ID	Client Sample ID	Prep Type	Matrix	Method	Prep Batch
680-247253-4	SCH-SGWC-18	Total Recoverable	Water	6020B	825071
MB 680-825071/1-A	Method Blank	Total Recoverable	Water	6020B	825071
LCS 680-825071/2-A	Lab Control Sample	Total Recoverable	Water	6020B	825071
680-247253-4 MS	SCH-SGWC-18	Total Recoverable	Water	6020B	825071
680-247253-4 MSD	SCH-SGWC-18	Total Recoverable	Water	6020B	825071

Analysis Batch: 825614

Lab Sample ID	Client Sample ID	Prep Type	Matrix	Method	Prep Batch
680-247253-1	SCH-SGWA-25	Total/NA	Water	7470A	825404
680-247253-2	SCH-SGWC-14	Total/NA	Water	7470A	825404
680-247253-3	SCH-SGWC-21	Total/NA	Water	7470A	825404
680-247253-4	SCH-SGWC-18	Total/NA	Water	7470A	825386
MB 680-825386/1-A	Method Blank	Total/NA	Water	7470A	825386
MB 680-825404/1-A	Method Blank	Total/NA	Water	7470A	825404
LCS 680-825386/2-A	Lab Control Sample	Total/NA	Water	7470A	825386
LCS 680-825404/2-A	Lab Control Sample	Total/NA	Water	7470A	825404
400-251653-C-3-C MS	Matrix Spike	Total/NA	Water	7470A	825404
400-251653-C-3-D MSD	Matrix Spike Duplicate	Total/NA	Water	7470A	825404
680-247253-4 MS	SCH-SGWC-18	Total/NA	Water	7470A	825386
680-247253-4 MSD	SCH-SGWC-18	Total/NA	Water	7470A	825386

General Chemistry

Prep Batch: 825176

Lab Sample ID	Client Sample ID	Prep Type	Matrix	Method	Prep Batch
680-247253-1	SCH-SGWA-25	Total/NA	Water	9030B	
680-247253-2	SCH-SGWC-14	Total/NA	Water	9030B	
680-247253-3	SCH-SGWC-21	Total/NA	Water	9030B	
680-247253-4	SCH-SGWC-18	Total/NA	Water	9030B	
MB 680-825176/1-A	Method Blank	Total/NA	Water	9030B	
LCS 680-825176/2-A	Lab Control Sample	Total/NA	Water	9030B	
LCSD 680-825176/3-A	Lab Control Sample Dup	Total/NA	Water	9030B	
680-247251-E-1-B MS	Matrix Spike	Total/NA	Water	9030B	
680-247251-E-1-C MSD	Matrix Spike Duplicate	Total/NA	Water	9030B	
680-247135-F-1-B DU	Duplicate	Total/NA	Water	9030B	

Analysis Batch: 825220

Lab Sample ID	Client Sample ID	Prep Type	Matrix	Method	Prep Batch
680-247253-1	SCH-SGWA-25	Total/NA	Water	9034	825176
680-247253-2	SCH-SGWC-14	Total/NA	Water	9034	825176
680-247253-3	SCH-SGWC-21	Total/NA	Water	9034	825176
680-247253-4	SCH-SGWC-18	Total/NA	Water	9034	825176
MB 680-825176/1-A	Method Blank	Total/NA	Water	9034	825176
LCS 680-825176/2-A	Lab Control Sample	Total/NA	Water	9034	825176
LCSD 680-825176/3-A	Lab Control Sample Dup	Total/NA	Water	9034	825176

General Chemistry (Continued)

Analysis Batch: 825220 (Continued)

Lab Sample ID	Client Sample ID	Prep Type	Matrix	Method	Prep Batch
680-247251-E-1-B MS	Matrix Spike	Total/NA	Water	9034	825176
680-247251-E-1-C MSD	Matrix Spike Duplicate	Total/NA	Water	9034	825176
680-247135-F-1-B DU	Duplicate	Total/NA	Water	9034	825176

Analysis Batch: 825383

Lab Sample ID	Client Sample ID	Prep Type	Matrix	Method	Prep Batch
680-247253-1	SCH-SGWA-25	Total/NA	Water	2320B-2011	
680-247253-2	SCH-SGWC-14	Total/NA	Water	2320B-2011	
680-247253-3	SCH-SGWC-21	Total/NA	Water	2320B-2011	
680-247253-4	SCH-SGWC-18	Total/NA	Water	2320B-2011	
MB 680-825383/4	Method Blank	Total/NA	Water	2320B-2011	
LCS 680-825383/6	Lab Control Sample	Total/NA	Water	2320B-2011	
LCSD 680-825383/31	Lab Control Sample Dup	Total/NA	Water	2320B-2011	
680-247253-3 DU	SCH-SGWC-21	Total/NA	Water	2320B-2011	

Analysis Batch: 825405

Lab Sample ID	Client Sample ID	Prep Type	Matrix	Method	Prep Batch
680-247253-1	SCH-SGWA-25	Total/NA	Water	2540C-2011	
680-247253-2	SCH-SGWC-14	Total/NA	Water	2540C-2011	
680-247253-3	SCH-SGWC-21	Total/NA	Water	2540C-2011	
680-247253-4	SCH-SGWC-18	Total/NA	Water	2540C-2011	
MB 680-825405/1	Method Blank	Total/NA	Water	2540C-2011	
LCS 680-825405/2	Lab Control Sample	Total/NA	Water	2540C-2011	
LCSD 680-825405/3	Lab Control Sample Dup	Total/NA	Water	2540C-2011	
680-247251-A-3 DU	Duplicate	Total/NA	Water	2540C-2011	
680-247270-B-14 DU	Duplicate	Total/NA	Water	2540C-2011	

Lab Chronicle

Client: Southern Company
Project/Site: CCR - Plant Scherer Ash Pond

Job ID: 680-247253-1

Client Sample ID: SCH-SGWA-25

Lab Sample ID: 680-247253-1
Date Collected: 02/27/24 09:40
Matrix: Water
Date Received: 02/28/24 11:15

Prep Type	Batch Type	Batch Method	Run	Dil Factor	Initial Amount	Final Amount	Batch Number	Prepared or Analyzed	Analyst	Lab
Total/NA	Analysis	300.0		1			79096	03/05/24 21:13	BR	EET ORL
	Instrument ID:	IC_004								
Total Recoverable	Prep	3005A			25 mL	125 mL	825073	02/29/24 05:51	RR	EET SAV
Total Recoverable	Analysis	6020B		1			825444	02/29/24 16:25	BWR	EET SAV
	Instrument ID:	ICPMSC								
Total/NA	Prep	7470A			50 mL	50 mL	825404	03/01/24 11:04	DW	EET SAV
Total/NA	Analysis	7470A		1			825614	03/03/24 12:13	BCB	EET SAV
	Instrument ID:	QuickTrace2								
Total/NA	Analysis	2320B-2011		1			825383	03/01/24 00:37	PG	EET SAV
	Instrument ID:	MANTECH 2								
Total/NA	Analysis	2540C-2011		1	200 mL	200 mL	825405	03/01/24 11:06	PG	EET SAV
	Instrument ID:	NOEQUIP								
Total/NA	Prep	9030B			6 mL	6 mL	825176	02/29/24 11:20	JAS	EET SAV
Total/NA	Analysis	9034		1	6 mL	6 mL	825220	02/29/24 13:36	JAS	EET SAV
	Instrument ID:	NoEquip								

Client Sample ID: SCH-SGWC-14

Lab Sample ID: 680-247253-2
Date Collected: 02/27/24 12:00
Matrix: Water
Date Received: 02/28/24 11:15

Prep Type	Batch Type	Batch Method	Run	Dil Factor	Initial Amount	Final Amount	Batch Number	Prepared or Analyzed	Analyst	Lab
Total/NA	Analysis	300.0		5			79096	03/05/24 21:30	BR	EET ORL
	Instrument ID:	IC_004								
Total Recoverable	Prep	3005A			25 mL	125 mL	825073	02/29/24 05:51	RR	EET SAV
Total Recoverable	Analysis	6020B		1			825444	02/29/24 16:21	BWR	EET SAV
	Instrument ID:	ICPMSC								
Total/NA	Prep	7470A			50 mL	50 mL	825404	03/01/24 11:04	DW	EET SAV
Total/NA	Analysis	7470A		1			825614	03/03/24 12:11	BCB	EET SAV
	Instrument ID:	QuickTrace2								
Total/NA	Analysis	2320B-2011		1			825383	03/01/24 00:45	PG	EET SAV
	Instrument ID:	MANTECH 2								
Total/NA	Analysis	2540C-2011		1	50 mL	200 mL	825405	03/01/24 11:06	PG	EET SAV
	Instrument ID:	NOEQUIP								
Total/NA	Prep	9030B			6 mL	6 mL	825176	02/29/24 11:20	JAS	EET SAV
Total/NA	Analysis	9034		1	6 mL	6 mL	825220	02/29/24 13:36	JAS	EET SAV
	Instrument ID:	NoEquip								

Client Sample ID: SCH-SGWC-21

Lab Sample ID: 680-247253-3
Date Collected: 02/27/24 15:31
Matrix: Water
Date Received: 02/28/24 11:15

Prep Type	Batch Type	Batch Method	Run	Dil Factor	Initial Amount	Final Amount	Batch Number	Prepared or Analyzed	Analyst	Lab
Total/NA	Analysis	300.0		5			79096	03/05/24 21:47	BR	EET ORL
	Instrument ID:	IC_004								

Lab Chronicle

Client: Southern Company
Project/Site: CCR - Plant Scherer Ash Pond

Job ID: 680-247253-1

Client Sample ID: SCH-SGWC-21

Lab Sample ID: 680-247253-3

Date Collected: 02/27/24 15:31
Date Received: 02/28/24 11:15

Matrix: Water

Prep Type	Batch Type	Batch Method	Run	Dil Factor	Initial Amount	Final Amount	Batch Number	Prepared or Analyzed	Analyst	Lab
Total Recoverable	Prep	3005A			25 mL	125 mL	825073	02/29/24 05:51	RR	EET SAV
Total Recoverable	Analysis	6020B		1			825444	02/29/24 16:29	BWR	EET SAV
	Instrument ID:	ICPMSC								
Total/NA	Prep	7470A			50 mL	50 mL	825404	03/01/24 11:04	DW	EET SAV
Total/NA	Analysis	7470A		1			825614	03/03/24 12:09	BCB	EET SAV
	Instrument ID:	QuickTrace2								
Total/NA	Analysis	2320B-2011		1			825383	03/01/24 00:19	PG	EET SAV
	Instrument ID:	MANTECH 2								
Total/NA	Analysis	2540C-2011		1	50 mL	200 mL	825405	03/01/24 11:06	PG	EET SAV
	Instrument ID:	NOEQUIP								
Total/NA	Prep	9030B			6 mL	6 mL	825176	02/29/24 11:20	JAS	EET SAV
Total/NA	Analysis	9034		1	6 mL	6 mL	825220	02/29/24 13:36	JAS	EET SAV
	Instrument ID:	NoEquip								

Client Sample ID: SCH-SGWC-18

Lab Sample ID: 680-247253-4

Date Collected: 02/27/24 14:12
Date Received: 02/28/24 11:15

Matrix: Water

Prep Type	Batch Type	Batch Method	Run	Dil Factor	Initial Amount	Final Amount	Batch Number	Prepared or Analyzed	Analyst	Lab
Total/NA	Analysis	300.0		10			79096	03/05/24 22:04	BR	EET ORL
	Instrument ID:	IC_004								
Total Recoverable	Prep	3005A			25 mL	125 mL	825071	02/29/24 05:51	RR	EET SAV
Total Recoverable	Analysis	6020B		1			825445	02/29/24 14:36	BWR	EET SAV
	Instrument ID:	ICPMSD								
Total/NA	Prep	7470A			50 mL	50 mL	825386	03/01/24 10:27	DW	EET SAV
Total/NA	Analysis	7470A		1			825614	03/03/24 11:01	BCB	EET SAV
	Instrument ID:	QuickTrace2								
Total/NA	Analysis	2320B-2011		1			825383	03/01/24 00:51	PG	EET SAV
	Instrument ID:	MANTECH 2								
Total/NA	Analysis	2540C-2011		1	50 mL	200 mL	825405	03/01/24 11:06	PG	EET SAV
	Instrument ID:	NOEQUIP								
Total/NA	Prep	9030B			6 mL	6 mL	825176	02/29/24 11:20	JAS	EET SAV
Total/NA	Analysis	9034		1	6 mL	6 mL	825220	02/29/24 13:36	JAS	EET SAV
	Instrument ID:	NoEquip								

Laboratory References:

EET ORL = Eurofins Orlando, 481 Newburyport Avenue, Altamonte Springs, FL 32701, TEL (407)339-5984

EET SAV = Eurofins Savannah, 5102 LaRoche Avenue, Savannah, GA 31404, TEL (912)354-7858

Accreditation/Certification Summary

Client: Southern Company
Project/Site: CCR - Plant Scherer Ash Pond

Job ID: 680-247253-1

Laboratory: Eurofins Savannah

The accreditations/certifications listed below are applicable to this report.

Authority	Program	Identification Number	Expiration Date
Florida	NELAP	E87052	06-30-24
Georgia	State	E87052	06-30-24

Laboratory: Eurofins Orlando

All accreditations/certifications held by this laboratory are listed. Not all accreditations/certifications are applicable to this report.

Authority	Program	Identification Number	Expiration Date
Alabama	State	42800	06-30-24
Arkansas (DW)	State	FL00091	06-30-24
Florida	NELAP	E83018	06-30-24
Georgia (DW)	State	C055	06-30-24
Louisiana (All)	NELAP	239316	06-30-24
Louisiana (DW)	State	LA039	05-24-24
Mississippi	State	MS00007	06-30-24
New Mexico	State	FL00091	06-30-24
North Carolina (DW)	State	12712	07-31-24
Tennessee	State	TN04930	06-30-24
Texas	NELAP	T104704571	02-28-25
Washington	State	C1089	10-19-24

Method Summary

Client: Southern Company
Project/Site: CCR - Plant Scherer Ash Pond

Job ID: 680-247253-1

Method	Method Description	Protocol	Laboratory
300.0	Anions, Ion Chromatography	EPA	EET ORL
6020B	Metals (ICP/MS)	SW846	EET SAV
7470A	Mercury (CVAA)	SW846	EET SAV
2320B-2011	Alkalinity, Total	SM	EET SAV
2540C-2011	Total Dissolved Solids (Dried at 180 °C)	SM	EET SAV
9034	Sulfide, Acid Soluble and Insoluble (Titrimetric)	SW846	EET SAV
3005A	Preparation, Total Recoverable or Dissolved Metals	SW846	EET SAV
7470A	Preparation, Mercury	SW846	EET SAV
9030B	Sulfide, Distillation (Acid Soluble and Insoluble)	SW846	EET SAV

Protocol References:

EPA = US Environmental Protection Agency

SM = "Standard Methods For The Examination Of Water And Wastewater"

SW846 = "Test Methods For Evaluating Solid Waste, Physical/Chemical Methods", Third Edition, November 1986 And Its Updates.

Laboratory References:

EET ORL = Eurofins Orlando, 481 Newburyport Avenue, Altamonte Springs, FL 32701, TEL (407)339-5984

EET SAV = Eurofins Savannah, 5102 LaRoche Avenue, Savannah, GA 31404, TEL (912)354-7858

Eurofins Savannah
5102 LaRoche Avenue
Savannah, GA 31404
Phone (912) 354-7858 Phone (912) 352-0165

Chain of Custody Record

eurofins | Environment Testing

Client Information	Sampler(s): Mark Mann	Lab PM / Phone: David Fuller / 770-344-8986	Carrier Tracking No(s):	COC No:
Client Contact: Joju Abraham	Site-Project Manager / Phone: Dawn Prell / 248-536-5445	E-Mail: David.Fuller@et.eurofinsus.com	State of Origin: GA	Page: Page 1 of 1
Company: Southern Company				Job #:
Address: 241 Ralph McGill Blvd SE B10185	Due Date Requested:			
City: Atlanta	TAT Requested (business days): 2 weeks			
State, Zip: GA, 30308	Compliance Project: Δ Yes Δ No			
Phone:	Lab Project #: (DO NOT REMOVE) 68027798			
Email: JAbraham@southernco.com	Lab PO #: GPC82130-0003 / PO Line #1			
Project Name: CCR - Plant Scherer Ash Pond	Project #:			
Site:				

Analysis Requested

Preservation Codes:
A - HCL, B - NaOH, C - Zn Acetate, D - Nitric Acid, E - NaHSO4, F - MeOH, G - Amchlor, H - Ascorbic Acid, I - Ice, J - DI Water, K - EDTA, L - EDA
M - Hexane, N - None, O - AsNaO2, P - Na2O4S, Q - Na2SO3, R - Na2S2O3, S - H2SO4, T - TSP Dodecahydrate, U - Acetone, V - MCAA, W - pH 4-5, Y - Trizma, Z - other (specify)
Other:

Task_Code: SCH-CCR-ASSMT-2024S1

Special Instructions/Notes:

Sample Identification	Sample Date	Sample Time	Sample Type (C=comp, G=grab)	Matrix (W=water, S=solid, O=waste/oil, BT=Tissue, A=Air)	Field Filtered Sample (Yes or No)	Perform MS/MSD (Yes or No)	300_ORGFM_28D - Chloride, Fluoride, Sulfate	2540C - Solids, Total Dissolved (TDS)	6020B - App III and IV w/ Fe, Mg, Mn, Na, K	7470A - App IV Mercury	9034 - Sulfide (FILL BOTTLES COMPLETELY)	2320B - Alkalinity, Total, Carb/Bicarb	9315_Ra226 - Radium 226	9320_Ra228 - Radium 228	Ra226Ra228_GFPC - Combined Radium 226 and 228					Total Number of containers	
			Preservation Code:				N	N	D	D	CB	N	D	D	D						
SCH-SGWA-25	2/27/24	9:40	G	WG	N	N	X	X	X	X	X	X	X	X	X					8	
SCH-SGWC-14	2/27/24	12:00	G	WG	N	N	X	X	X	X	X	X	X	X	X					8	
SCH-SGWC-21	2/27/24	15:31	G	WG	N	N	X	X	X	X	X	X	X	X	X					8	
SCH-SGWC-18	2/27/24	14:12	G	WG	N	N	X	X	X	X	X	X	X	X	X					8	

680-247253 Chain of Custody

Possible Hazard Identification
☐ Non-Hazard ☐ Flammable ☐ Skin Irritant ☐ Poison B ☐ Unknown ☐ Radiological

Sample Disposal (A fee may be assessed if samples are retained longer than 1 month)
☐ Return To Client ☐ Disposal By Lab ☐ Archive For _____ Months

Deliverable Requested: I, II, III, IV, Other (specify)

Special Instructions/QC Requirements:

Empty Kit Relinquished by:	Date:	Time:	Method of Shipment:

Relinquished by:	Date/Time:	Company	Received by:	Date/Time:	Company
MARK MANN / [signature]	02/28/24 0815	WSP	MIKE GEMMICE	2/28/24 8:15 AM	
Relinquished by:	Date/Time:	Company	Received by:	Date/Time:	Company
Relinquished by:	Date/Time:	Company	Received by: [signature]	Date/Time: 2/28/24 1115	Company Eurofins

Custody Seals Intact: Δ Yes Δ No	Custody Seal No.:	Cooler Temperature(s) °C and Other Remarks: 0.7/0.7 1.3/1.3

Ver: 01/16/2019 3/7/2024

Eurofins Savannah
5102 LaRoche Avenue
Savannah, GA 31404
Phone: 912-354-7858 Fax: 912-352-0165

Chain of Custody Record

eurofins | Environment Testing

Client Information (Sub Contract Lab)	Sampler:	Lab PM: Fuller, David	Carrier Tracking No(s):	COC No: 680-765080.1
Client Contact: Shipping/Receiving	Phone:	E-Mail: David.Fuller@et.eurofinsus.com	State of Origin: Georgia	Page: Page 1 of 1
Company: Eurofins Environment Testing Southeast,		Accreditations Required (See note): NELAP - Florida; State - Georgia		Job #: 680-247253-1
Address: 481 Newburyport Avenue, ,	Due Date Requested: 3/11/2024			
City: Altamonte Springs	TAT Requested (days):			
State, Zip: FL, 32701				
Phone: 407-339-5984(Tel) 407-260-6110(Fax)	PO #:			
Email:	WO #:			
Project Name: CCR - Plant Scherer Ash Pond	Project #: 68027798			
Site:	SSOW#:			

Analysis Requested

Preservation Codes:
A - HCL
B - NaOH
C - Zn Acetate
D - Nitric Acid
E - NaHSO4
F - MeOH
G - Amchlor
H - Ascorbic Acid
I - Ice
J - DI Water
K - EDTA
L - EDA
M - Hexane
N - None
O - AsNaO2
P - Na2O4S
Q - Na2SO3
R - Na2S2O3
S - H2SO4
T - TSP Dodecahydrate
U - Acetone
V - MCAA
W - pH 4-5
Y - Trizma
Z - other (specify)
Other:

Sample Identification - Client ID (Lab ID)	Sample Date	Sample Time	Sample Type (C=comp, G=grab)	Matrix (W=water, S=solid, O=waste/oil, BT=Tissue, A=Air)	Field Filtered Sample (Yes or No)	Perform MS/MSD (Yes or No)	300_ORGFM_28D/ Cl, Fl, SO4, Br	Total Number of containers	Special Instructions/Note:
			Preservation Code:						
SCH-SGWA-25 (680-247253-1)	2/27/24	09:40 Eastern		Water			X	1	
SCH-SGWC-14 (680-247253-2)	2/27/24	12:00 Eastern		Water			X	1	
SCH-SGWC-21 (680-247253-3)	2/27/24	15:31 Eastern		Water			X	1	
SCH-SGWC-18 (680-247253-4)	2/27/24	14:12 Eastern		Water			X	1	

Note: Since laboratory accreditations are subject to change, Eurofins Environment Testing Southeast, LLC places the ownership of method, analyte & accreditation compliance upon our subcontract laboratories. This sample shipment is forwarded under chain-of-custody. If the laboratory does not currently maintain accreditation in the State of Origin listed above for analysis/tests/matrix being analyzed, the samples must be shipped back to the Eurofins Environment Testing Southeast, LLC laboratory or other instructions will be provided. Any changes to accreditation status should be brought to Eurofins Environment Testing Southeast, LLC attention immediately. If all requested accreditations are current to date, return the signed Chain of Custody attesting to said compliance to Eurofins Environment Testing Southeast, LLC.

Possible Hazard Identification	Sample Disposal (A fee may be assessed if samples are retained longer than 1 month)
Unconfirmed	☐ Return To Client ☐ Disposal By Lab ☐ Archive For _____ Months
Deliverable Requested: I, II, III, IV, Other (specify) Primary Deliverable Rank: 2	Special Instructions/QC Requirements:

Empty Kit Relinquished by:	Date:	Time:	Method of Shipment:

Relinquished by	Date/Time	Company	Received by	Date/Time	Company
[illegible]	3/1/24 1600				
Relinquished by:	Date/Time:	Company	Received by:	Date/Time:	Company
Relinquished by:	Date/Time:	Company	Received by: [illegible]	Date/Time: 3/2/24 930	Company

Custody Seals Intact: Δ Yes Δ No	Custody Seal No.:	Cooler Temperature(s) °C and Other Remarks: 1.4/1.4 5A6

Ver: 06/08/2021

Login Sample Receipt Checklist

Client: Southern Company

Job Number: 680-247253-1

Login Number: 247253

List Source: Eurofins Savannah

List Number: 1

Creator: Munro, Caroline

Question	Answer	Comment
Radioactivity wasn't checked or is </= background as measured by a survey meter.	N/A	
The cooler's custody seal, if present, is intact.	True	
Sample custody seals, if present, are intact.	True	
The cooler or samples do not appear to have been compromised or tampered with.	True	
Samples were received on ice.	True	
Cooler Temperature is acceptable.	True	
Cooler Temperature is recorded.	True	
COC is present.	True	
COC is filled out in ink and legible.	True	
COC is filled out with all pertinent information.	True	
Is the Field Sampler's name present on COC?	True	
There are no discrepancies between the containers received and the COC.	True	
Samples are received within Holding Time (excluding tests with immediate HTs)	True	
Sample containers have legible labels.	True	
Containers are not broken or leaking.	True	
Sample collection date/times are provided.	True	
Appropriate sample containers are used.	True	
Sample bottles are completely filled.	True	
Sample Preservation Verified.	N/A	
There is sufficient vol. for all requested analyses, incl. any requested MS/MSDs	True	
Containers requiring zero headspace have no headspace or bubble is <6mm (1/4").	N/A	
Multiphasic samples are not present.	True	
Samples do not require splitting or compositing.	True	
Residual Chlorine Checked.	N/A	

Login Sample Receipt Checklist

Client: Southern Company

Job Number: 680-247253-1

Login Number: 247253
List Number: 3
Creator: Wehr, Alexander C

List Source: Eurofins Orlando
List Creation: 03/02/24 10:36 AM

Question	Answer	Comment
Radioactivity wasn't checked or is </= background as measured by a survey meter.	N/A	
The cooler's custody seal, if present, is intact.	True	
Sample custody seals, if present, are intact.	True	
The cooler or samples do not appear to have been compromised or tampered with.	True	
Samples were received on ice.	True	
Cooler Temperature is acceptable.	True	
Cooler Temperature is recorded.	True	
COC is present.	True	
COC is filled out in ink and legible.	True	
COC is filled out with all pertinent information.	True	
Is the Field Sampler's name present on COC?	True	
There are no discrepancies between the containers received and the COC.	True	
Samples are received within Holding Time (excluding tests with immediate HTs)	True	
Sample containers have legible labels.	True	
Containers are not broken or leaking.	True	
Sample collection date/times are provided.	True	
Appropriate sample containers are used.	True	
Sample bottles are completely filled.	True	
Sample Preservation Verified.	True	
There is sufficient vol. for all requested analyses, incl. any requested MS/MSDs	True	
Containers requiring zero headspace have no headspace or bubble is <6mm (1/4").	True	
Multiphasic samples are not present.	True	
Samples do not require splitting or compositing.	True	
Residual Chlorine Checked.	N/A	

eurofins | Environment Testing

ANALYTICAL REPORT

PREPARED FOR

Attn: Joju Abraham
Southern Company
241 Ralph McGill Blvd SE
B10185
Atlanta, Georgia 30308

Generated 3/7/2024 8:45:57 AM

JOB DESCRIPTION

CCR - Plant Scherer Ash Pond Assessment

JOB NUMBER

680-247265-1

Eurofins Savannah
5102 LaRoche Avenue
Savannah GA 31404

See page two for job notes and contact information.

my EOL

Eurofins Savannah

Job Notes

This report may not be reproduced except in full, and with written approval from the laboratory. The results relate only to the samples tested. For questions please contact the Project Manager at the e-mail address or telephone number listed on this page.

The test results in this report relate only to the samples as received by the laboratory and will meet all requirements of the methodology, with any exceptions noted. This report shall not be reproduced except in full, without the express written approval of the laboratory. All questions should be directed to the Eurofins Environment Testing Southeast, LLC Project Manager.

Authorization

Generated
3/7/2024 8:45:57 AM

Authorized for release by
David Fuller, Project Manager
David.Fuller@et.eurofinsus.com
(770)344-8986

Definitions/Glossary

Client: Southern Company
Job ID: 680-247265-1
Project/Site: CCR - Plant Scherer Ash Pond Assessment

Qualifiers

HPLC/IC

Qualifier	Qualifier Description
4	MS, MSD: The analyte present in the original sample is greater than 4 times the matrix spike concentration; therefore, control limits are not applicable.
J	Result is less than the RL but greater than or equal to the MDL and the concentration is an approximate value.

Metals

Qualifier	Qualifier Description
4	MS, MSD: The analyte present in the original sample is greater than 4 times the matrix spike concentration; therefore, control limits are not applicable.
B	Compound was found in the blank and sample.
J	Result is less than the RL but greater than or equal to the MDL and the concentration is an approximate value.

General Chemistry

Qualifier	Qualifier Description
J	Result is less than the RL but greater than or equal to the MDL and the concentration is an approximate value.

Glossary

Abbreviation	These commonly used abbreviations may or may not be present in this report.
¤	Listed under the "D" column to designate that the result is reported on a dry weight basis
%R	Percent Recovery
CFL	Contains Free Liquid
CFU	Colony Forming Unit
CNF	Contains No Free Liquid
DER	Duplicate Error Ratio (normalized absolute difference)
Dil Fac	Dilution Factor
DL	Detection Limit (DoD/DOE)
DL, RA, RE, IN	Indicates a Dilution, Re-analysis, Re-extraction, or additional Initial metals/anion analysis of the sample
DLC	Decision Level Concentration (Radiochemistry)
EDL	Estimated Detection Limit (Dioxin)
LOD	Limit of Detection (DoD/DOE)
LOQ	Limit of Quantitation (DoD/DOE)
MCL	EPA recommended "Maximum Contaminant Level"
MDA	Minimum Detectable Activity (Radiochemistry)
MDC	Minimum Detectable Concentration (Radiochemistry)
MDL	Method Detection Limit
ML	Minimum Level (Dioxin)
MPN	Most Probable Number
MQL	Method Quantitation Limit
NC	Not Calculated
ND	Not Detected at the reporting limit (or MDL or EDL if shown)
NEG	Negative / Absent
POS	Positive / Present
PQL	Practical Quantitation Limit
PRES	Presumptive
QC	Quality Control
RER	Relative Error Ratio (Radiochemistry)
RL	Reporting Limit or Requested Limit (Radiochemistry)
RPD	Relative Percent Difference, a measure of the relative difference between two points
TEF	Toxicity Equivalent Factor (Dioxin)
TEQ	Toxicity Equivalent Quotient (Dioxin)
TNTC	Too Numerous To Count

Sample Summary

Client: Southern Company
Project/Site: CCR - Plant Scherer Ash Pond Assessment

Job ID: 680-247265-1

Lab Sample ID	Client Sample ID	Matrix	Collected	Received
680-247265-1	SCH-PZ-41S	Water	02/27/24 09:37	02/28/24 11:15
680-247265-2	SCH-AP1-FB-3	Water	02/27/24 10:15	02/28/24 11:15
680-247265-3	SCH-PZ-43S	Water	02/27/24 16:31	02/28/24 11:15
680-247265-4	SCH-AP1-EB-4	Water	02/27/24 16:45	02/28/24 11:15
680-247265-5	SCH-PZ-42I	Water	02/27/24 13:35	02/28/24 11:15
680-247265-6	SCH-PZ-39S	Water	02/27/24 15:00	02/28/24 11:15
680-247265-7	SCH-AP1-FB-4	Water	02/27/24 15:50	02/28/24 11:15
680-247265-8	SCH-PZ-40I	Water	02/27/24 15:08	02/28/24 11:15
680-247265-9	SCH-AP1-FD-4	Water	02/27/24 00:00	02/28/24 11:15

Job Narrative
680-247265-1

Analytical test results meet all requirements of the associated regulatory program listed on the Accreditation/Certification Summary Page unless otherwise noted under the individual analysis. Data qualifiers are applied to indicate exceptions. Noncompliant quality control (QC) is further explained in narrative comments.

- Matrix QC may not be reported if insufficient sample or site-specific QC samples were not submitted. In these situations, to demonstrate precision and accuracy at a batch level, a LCS/LCSD may be performed, unless otherwise specified in the method.
- Surrogate and/or isotope dilution analyte recoveries (if applicable) which are outside of the QC window are confirmed unless attributed to a dilution or otherwise noted in the narrative.

Receipt
The samples were received on 2/28/2024 11:15 AM. Unless otherwise noted below, the samples arrived in good condition, and, where required, properly preserved and on ice. The temperatures of the 3 coolers at receipt time were 0.5°C, 0.6°C and 0.7°C.

HPLC/IC
No additional analytical or quality issues were noted, other than those described above or in the Definitions/ Glossary page.

Metals
No additional analytical or quality issues were noted, other than those described above or in the Definitions/ Glossary page.

General Chemistry
Method 2540C: A lesser volume of sample was used for the following samples due to the nature of the sample matrix resulting in elevated reporting limits: SCH-PZ-41S (680-247265-1), SCH-PZ-43S (680-247265-3), SCH-PZ-42I (680-247265-5), SCH-PZ-40I (680-247265-8) and SCH-AP1-FD-4 (680-247265-9).

No additional analytical or quality issues were noted, other than those described above or in the Definitions/ Glossary page.

Client Sample Results

Client: Southern Company
Project/Site: CCR - Plant Scherer Ash Pond Assessment

Job ID: 680-247265-1

Client Sample ID: SCH-PZ-41S

Lab Sample ID: 680-247265-1
Matrix: Water
Date Collected: 02/27/24 09:37
Date Received: 02/28/24 11:15

Method: EPA 300.0 - Anions, Ion Chromatography

Analyte	Result	Qualifier	RL	MDL	Unit	D	Prepared	Analyzed	Dil Fac
Chloride	**10**		10	2.0	mg/L			03/05/24 22:21	10
Fluoride	<2.0		4.0	2.0	mg/L			03/05/24 22:21	10
Sulfate	**760**		10	5.0	mg/L			03/05/24 22:21	10

Method: SW846 6020B - Metals (ICP/MS) - Total Recoverable

Analyte	Result	Qualifier	RL	MDL	Unit	D	Prepared	Analyzed	Dil Fac
Antimony	<0.00034		0.0020	0.00034	mg/L		02/29/24 05:51	02/29/24 17:06	1
Arsenic	<0.00086		0.0010	0.00086	mg/L		02/29/24 05:51	02/29/24 17:06	1
Barium	**0.025**		0.010	0.00089	mg/L		02/29/24 05:51	02/29/24 17:06	1
Beryllium	<0.00020		0.0025	0.00020	mg/L		02/29/24 05:51	02/29/24 17:06	1
Boron	**3.7**		0.080	0.022	mg/L		02/29/24 05:51	02/29/24 17:06	1
Cadmium	<0.000078		0.0025	0.000078	mg/L		02/29/24 05:51	02/29/24 17:06	1
Calcium	**150**		0.50	0.14	mg/L		02/29/24 05:51	02/29/24 17:06	1
Chromium	**0.0058**		0.0020	0.0012	mg/L		02/29/24 05:51	02/29/24 17:06	1
Cobalt	**0.00032**	**J**	0.0025	0.00022	mg/L		02/29/24 05:51	02/29/24 17:06	1
Iron	**1.0**		0.10	0.012	mg/L		02/29/24 05:51	02/29/24 17:06	1
Lead	<0.00021		0.0010	0.00021	mg/L		02/29/24 05:51	02/29/24 17:06	1
Lithium	<0.0020		0.0050	0.0020	mg/L		02/29/24 05:51	02/29/24 17:06	1
Magnesium	**60**		0.50	0.023	mg/L		02/29/24 05:51	02/29/24 17:06	1
Manganese	**0.0061**		0.0050	0.0022	mg/L		02/29/24 05:51	02/29/24 17:06	1
Molybdenum	<0.00086		0.015	0.00086	mg/L		02/29/24 05:51	02/29/24 17:06	1
Potassium	**4.5**		0.50	0.044	mg/L		02/29/24 05:51	02/29/24 17:06	1
Selenium	**0.0073**		0.0050	0.00099	mg/L		02/29/24 05:51	02/29/24 17:06	1
Sodium	**55**		0.50	0.20	mg/L		02/29/24 05:51	02/29/24 17:06	1
Thallium	<0.00026		0.0010	0.00026	mg/L		02/29/24 05:51	02/29/24 17:06	1

Method: SW846 7470A - Mercury (CVAA)

Analyte	Result	Qualifier	RL	MDL	Unit	D	Prepared	Analyzed	Dil Fac
Mercury	<0.000080		0.00020	0.000080	mg/L		03/01/24 10:27	03/03/24 11:07	1

General Chemistry

Analyte	Result	Qualifier	RL	MDL	Unit	D	Prepared	Analyzed	Dil Fac
Total Alkalinity as CaCO3 to pH 4.5 (SM 2320B-2011)	**14**		5.0	2.2	mg/L			03/01/24 00:59	1
Bicarbonate Alkalinity as CaCO3 (SM 2320B-2011)	**14**		5.0	5.0	mg/L			03/01/24 00:59	1
Carbonate Alkalinity as CaCO3 (SM 2320B-2011)	<5.0		5.0	5.0	mg/L			03/01/24 00:59	1
Total Dissolved Solids (SM 2540C-2011)	**1000**		40	40	mg/L			03/01/24 11:06	1
Sulfide (SW846 9034)	**15**		10	10	mg/L		02/29/24 11:20	02/29/24 13:36	1

Client Sample ID: SCH-AP1-FB-3

Lab Sample ID: 680-247265-2
Matrix: Water
Date Collected: 02/27/24 10:15
Date Received: 02/28/24 11:15

Method: EPA 300.0 - Anions, Ion Chromatography

Analyte	Result	Qualifier	RL	MDL	Unit	D	Prepared	Analyzed	Dil Fac
Chloride	<0.40		2.0	0.40	mg/L			03/05/24 22:38	2
Fluoride	<0.40		0.80	0.40	mg/L			03/05/24 22:38	2
Sulfate	<1.0		2.0	1.0	mg/L			03/05/24 22:38	2

Client Sample Results

Client: Southern Company
Project/Site: CCR - Plant Scherer Ash Pond Assessment

Job ID: 680-247265-1

Client Sample ID: SCH-AP1-FB-3

Lab Sample ID: 680-247265-2

Date Collected: 02/27/24 10:15
Matrix: Water
Date Received: 02/28/24 11:15

Method: SW846 6020B - Metals (ICP/MS) - Total Recoverable

Analyte	Result	Qualifier	RL	MDL	Unit	D	Prepared	Analyzed	Dil Fac
Antimony	<0.00034		0.0020	0.00034	mg/L		02/29/24 05:51	02/29/24 16:41	1
Arsenic	<0.00086		0.0010	0.00086	mg/L		02/29/24 05:51	02/29/24 16:41	1
Barium	<0.00089		0.010	0.00089	mg/L		02/29/24 05:51	02/29/24 16:41	1
Beryllium	<0.00020		0.0025	0.00020	mg/L		02/29/24 05:51	02/29/24 16:41	1
Boron	<0.022		0.080	0.022	mg/L		02/29/24 05:51	02/29/24 16:41	1
Cadmium	<0.000078		0.0025	0.000078	mg/L		02/29/24 05:51	02/29/24 16:41	1
Calcium	<0.14		0.50	0.14	mg/L		02/29/24 05:51	02/29/24 16:41	1
Chromium	<0.0012		0.0020	0.0012	mg/L		02/29/24 05:51	02/29/24 16:41	1
Cobalt	<0.00022		0.0025	0.00022	mg/L		02/29/24 05:51	02/29/24 16:41	1
Iron	<0.012		0.10	0.012	mg/L		02/29/24 05:51	02/29/24 16:41	1
Lead	<0.00021		0.0010	0.00021	mg/L		02/29/24 05:51	02/29/24 16:41	1
Lithium	<0.0020		0.0050	0.0020	mg/L		02/29/24 05:51	02/29/24 16:41	1
Magnesium	<0.023		0.50	0.023	mg/L		02/29/24 05:51	02/29/24 16:41	1
Manganese	<0.0022		0.0050	0.0022	mg/L		02/29/24 05:51	02/29/24 16:41	1
Molybdenum	**0.0038**	**J**	0.015	0.00086	mg/L		02/29/24 05:51	02/29/24 16:41	1
Potassium	**0.083**	**J**	0.50	0.044	mg/L		02/29/24 05:51	02/29/24 16:41	1
Selenium	<0.00099		0.0050	0.00099	mg/L		02/29/24 05:51	02/29/24 16:41	1
Sodium	<0.20		0.50	0.20	mg/L		02/29/24 05:51	02/29/24 16:41	1
Thallium	<0.00026		0.0010	0.00026	mg/L		02/29/24 05:51	02/29/24 16:41	1

Method: SW846 7470A - Mercury (CVAA)

Analyte	Result	Qualifier	RL	MDL	Unit	D	Prepared	Analyzed	Dil Fac
Mercury	<0.000080		0.00020	0.000080	mg/L		03/01/24 10:27	03/03/24 11:13	1

General Chemistry

Analyte	Result	Qualifier	RL	MDL	Unit	D	Prepared	Analyzed	Dil Fac
Total Alkalinity as CaCO3 to pH 4.5 (SM 2320B-2011)	**2.8**	**J**	5.0	2.2	mg/L			03/01/24 03:38	1
Bicarbonate Alkalinity as CaCO3 (SM 2320B-2011)	<5.0		5.0	5.0	mg/L			03/01/24 03:38	1
Carbonate Alkalinity as CaCO3 (SM 2320B-2011)	<5.0		5.0	5.0	mg/L			03/01/24 03:38	1
Total Dissolved Solids (SM 2540C-2011)	<10		10	10	mg/L			03/01/24 11:06	1
Sulfide (SW846 9034)	<10		10	10	mg/L		02/29/24 11:20	02/29/24 13:36	1

Client Sample ID: SCH-PZ-43S

Lab Sample ID: 680-247265-3

Date Collected: 02/27/24 16:31
Matrix: Water
Date Received: 02/28/24 11:15

Method: EPA 300.0 - Anions, Ion Chromatography

Analyte	Result	Qualifier	RL	MDL	Unit	D	Prepared	Analyzed	Dil Fac
Chloride	**9.5**		5.0	1.0	mg/L			03/05/24 22:55	5
Fluoride	<1.0		2.0	1.0	mg/L			03/05/24 22:55	5
Sulfate	**180**		5.0	2.5	mg/L			03/05/24 22:55	5

Method: SW846 6020B - Metals (ICP/MS) - Total Recoverable

Analyte	Result	Qualifier	RL	MDL	Unit	D	Prepared	Analyzed	Dil Fac
Antimony	<0.00034		0.0020	0.00034	mg/L		02/29/24 05:51	02/29/24 17:02	1
Arsenic	<0.00086		0.0010	0.00086	mg/L		02/29/24 05:51	02/29/24 17:02	1
Barium	**0.074**		0.010	0.00089	mg/L		02/29/24 05:51	02/29/24 17:02	1
Beryllium	<0.00020		0.0025	0.00020	mg/L		02/29/24 05:51	02/29/24 17:02	1

Client Sample Results

Client: Southern Company
Project/Site: CCR - Plant Scherer Ash Pond Assessment

Job ID: 680-247265-1

Client Sample ID: SCH-PZ-43S

Lab Sample ID: 680-247265-3
Date Collected: 02/27/24 16:31
Matrix: Water
Date Received: 02/28/24 11:15

Method: SW846 6020B - Metals (ICP/MS) - Total Recoverable (Continued)

Analyte	Result	Qualifier	RL	MDL	Unit	D	Prepared	Analyzed	Dil Fac
Boron	**1.1**		0.080	0.022	mg/L		02/29/24 05:51	02/29/24 17:02	1
Cadmium	<0.000078		0.0025	0.000078	mg/L		02/29/24 05:51	02/29/24 17:02	1
Calcium	**58**		0.50	0.14	mg/L		02/29/24 05:51	02/29/24 17:02	1
Chromium	**0.0020**		0.0020	0.0012	mg/L		02/29/24 05:51	02/29/24 17:02	1
Cobalt	<0.00022		0.0025	0.00022	mg/L		02/29/24 05:51	02/29/24 17:02	1
Iron	<0.012		0.10	0.012	mg/L		02/29/24 05:51	02/29/24 17:02	1
Lead	<0.00021		0.0010	0.00021	mg/L		02/29/24 05:51	02/29/24 17:02	1
Lithium	**0.0038**	**J**	0.0050	0.0020	mg/L		02/29/24 05:51	02/29/24 17:02	1
Magnesium	**15**		0.50	0.023	mg/L		02/29/24 05:51	02/29/24 17:02	1
Manganese	<0.0022		0.0050	0.0022	mg/L		02/29/24 05:51	02/29/24 17:02	1
Molybdenum	<0.00086		0.015	0.00086	mg/L		02/29/24 05:51	02/29/24 17:02	1
Potassium	**3.9**		0.50	0.044	mg/L		02/29/24 05:51	02/29/24 17:02	1
Selenium	<0.00099		0.0050	0.00099	mg/L		02/29/24 05:51	02/29/24 17:02	1
Sodium	**12**		0.50	0.20	mg/L		02/29/24 05:51	02/29/24 17:02	1
Thallium	<0.00026		0.0010	0.00026	mg/L		02/29/24 05:51	02/29/24 17:02	1

Method: SW846 7470A - Mercury (CVAA)

Analyte	Result	Qualifier	RL	MDL	Unit	D	Prepared	Analyzed	Dil Fac
Mercury	<0.000080		0.00020	0.000080	mg/L		03/01/24 10:27	03/03/24 11:15	1

General Chemistry

Analyte	Result	Qualifier	RL	MDL	Unit	D	Prepared	Analyzed	Dil Fac
Total Alkalinity as CaCO3 to pH 4.5 (SM 2320B-2011)	**51**		5.0	2.2	mg/L			03/01/24 01:29	1
Bicarbonate Alkalinity as CaCO3 (SM 2320B-2011)	**51**		5.0	5.0	mg/L			03/01/24 01:29	1
Carbonate Alkalinity as CaCO3 (SM 2320B-2011)	<5.0		5.0	5.0	mg/L			03/01/24 01:29	1
Total Dissolved Solids (SM 2540C-2011)	**310**		40	40	mg/L			03/01/24 11:06	1
Sulfide (SW846 9034)	<10		10	10	mg/L		02/29/24 11:20	02/29/24 13:36	1

Client Sample ID: SCH-AP1-EB-4

Lab Sample ID: 680-247265-4
Date Collected: 02/27/24 16:45
Matrix: Water
Date Received: 02/28/24 11:15

Method: EPA 300.0 - Anions, Ion Chromatography

Analyte	Result	Qualifier	RL	MDL	Unit	D	Prepared	Analyzed	Dil Fac
Chloride	<0.20		1.0	0.20	mg/L			03/05/24 20:06	1
Fluoride	<0.20		0.40	0.20	mg/L			03/05/24 20:06	1
Sulfate	<0.50		1.0	0.50	mg/L			03/05/24 20:06	1

Method: SW846 6020B - Metals (ICP/MS) - Total Recoverable

Analyte	Result	Qualifier	RL	MDL	Unit	D	Prepared	Analyzed	Dil Fac
Antimony	<0.00034		0.0020	0.00034	mg/L		02/29/24 05:51	03/01/24 09:42	1
Arsenic	<0.00086		0.0010	0.00086	mg/L		02/29/24 05:51	03/01/24 09:42	1
Barium	<0.00089		0.010	0.00089	mg/L		02/29/24 05:51	03/01/24 09:42	1
Beryllium	<0.00020		0.0025	0.00020	mg/L		02/29/24 05:51	03/01/24 09:42	1
Boron	<0.022		0.080	0.022	mg/L		02/29/24 05:51	03/01/24 09:42	1
Cadmium	<0.000078		0.0025	0.000078	mg/L		02/29/24 05:51	03/01/24 09:42	1
Calcium	<0.14		0.50	0.14	mg/L		02/29/24 05:51	03/01/24 09:42	1
Chromium	<0.0012		0.0020	0.0012	mg/L		02/29/24 05:51	03/01/24 09:42	1

Client Sample ID: SCH-AP1-EB-4
Lab Sample ID: 680-247265-4

Date Collected: 02/27/24 16:45
Matrix: Water
Date Received: 02/28/24 11:15

Method: SW846 6020B - Metals (ICP/MS) - Total Recoverable (Continued)

Analyte	Result	Qualifier	RL	MDL	Unit	D	Prepared	Analyzed	Dil Fac
Cobalt	<0.00022		0.0025	0.00022	mg/L		02/29/24 05:51	03/01/24 09:42	1
Iron	<0.012		0.10	0.012	mg/L		02/29/24 05:51	03/01/24 09:42	1
Lead	<0.00021		0.0010	0.00021	mg/L		02/29/24 05:51	03/01/24 09:42	1
Lithium	**0.0042**	**J B**	0.0050	0.0020	mg/L		02/29/24 05:51	03/01/24 09:42	1
Magnesium	<0.023		0.50	0.023	mg/L		02/29/24 05:51	03/01/24 09:42	1
Manganese	<0.0022		0.0050	0.0022	mg/L		02/29/24 05:51	03/01/24 09:42	1
Molybdenum	**0.00098**	**J**	0.015	0.00086	mg/L		02/29/24 05:51	03/01/24 09:42	1
Potassium	**0.044**	**J**	0.50	0.044	mg/L		02/29/24 05:51	03/01/24 09:42	1
Selenium	<0.00099		0.0050	0.00099	mg/L		02/29/24 05:51	03/01/24 09:42	1
Sodium	<0.20		0.50	0.20	mg/L		02/29/24 05:51	03/01/24 09:42	1
Thallium	<0.00026		0.0010	0.00026	mg/L		02/29/24 05:51	03/01/24 09:42	1

Method: SW846 7470A - Mercury (CVAA)

Analyte	Result	Qualifier	RL	MDL	Unit	D	Prepared	Analyzed	Dil Fac
Mercury	<0.000080		0.00020	0.000080	mg/L		03/01/24 10:27	03/03/24 11:18	1

General Chemistry

Analyte	Result	Qualifier	RL	MDL	Unit	D	Prepared	Analyzed	Dil Fac
Total Alkalinity as CaCO3 to pH 4.5 (SM 2320B-2011)	<2.2		5.0	2.2	mg/L			03/01/24 01:35	1
Bicarbonate Alkalinity as CaCO3 (SM 2320B-2011)	<5.0		5.0	5.0	mg/L			03/01/24 01:35	1
Carbonate Alkalinity as CaCO3 (SM 2320B-2011)	<5.0		5.0	5.0	mg/L			03/01/24 01:35	1
Total Dissolved Solids (SM 2540C-2011)	<10		10	10	mg/L			03/01/24 11:06	1
Sulfide (SW846 9034)	<10		10	10	mg/L		02/29/24 11:20	02/29/24 13:36	1

Client Sample ID: SCH-PZ-42I
Lab Sample ID: 680-247265-5

Date Collected: 02/27/24 13:35
Matrix: Water
Date Received: 02/28/24 11:15

Method: EPA 300.0 - Anions, Ion Chromatography

Analyte	Result	Qualifier	RL	MDL	Unit	D	Prepared	Analyzed	Dil Fac
Chloride	**13**		5.0	1.0	mg/L			03/05/24 23:12	5
Fluoride	<1.0		2.0	1.0	mg/L			03/05/24 23:12	5
Sulfate	**270**		5.0	2.5	mg/L			03/05/24 23:12	5

Method: SW846 6020B - Metals (ICP/MS) - Total Recoverable

Analyte	Result	Qualifier	RL	MDL	Unit	D	Prepared	Analyzed	Dil Fac
Antimony	<0.00034		0.0020	0.00034	mg/L		02/29/24 05:51	02/29/24 15:37	1
Arsenic	<0.00086		0.0010	0.00086	mg/L		02/29/24 05:51	02/29/24 15:37	1
Barium	**0.050**		0.010	0.00089	mg/L		02/29/24 05:51	02/29/24 15:37	1
Beryllium	<0.00020		0.0025	0.00020	mg/L		02/29/24 05:51	02/29/24 15:37	1
Boron	**3.0**		0.080	0.022	mg/L		02/29/24 05:51	02/29/24 15:37	1
Cadmium	<0.000078		0.0025	0.000078	mg/L		02/29/24 05:51	02/29/24 15:37	1
Calcium	**69**		0.50	0.14	mg/L		02/29/24 05:51	02/29/24 15:37	1
Chromium	<0.0012		0.0020	0.0012	mg/L		02/29/24 05:51	02/29/24 15:37	1
Cobalt	**0.00032**	**J**	0.0025	0.00022	mg/L		02/29/24 05:51	02/29/24 15:37	1
Iron	**0.15**		0.10	0.012	mg/L		02/29/24 05:51	02/29/24 15:37	1
Lead	<0.00021		0.0010	0.00021	mg/L		02/29/24 05:51	02/29/24 15:37	1
Lithium	**0.0049**	**J**	0.0050	0.0020	mg/L		02/29/24 05:51	02/29/24 15:37	1

Client Sample ID: SCH-PZ-42I
Lab Sample ID: 680-247265-5

Date Collected: 02/27/24 13:35
Matrix: Water
Date Received: 02/28/24 11:15

Method: SW846 6020B - Metals (ICP/MS) - Total Recoverable (Continued)

Analyte	Result	Qualifier	RL	MDL	Unit	D	Prepared	Analyzed	Dil Fac
Magnesium	**28**		0.50	0.023	mg/L		02/29/24 05:51	02/29/24 15:37	1
Manganese	**0.15**		0.0050	0.0022	mg/L		02/29/24 05:51	02/29/24 15:37	1
Molybdenum	**0.0067**	**J**	0.015	0.00086	mg/L		02/29/24 05:51	02/29/24 15:37	1
Potassium	**3.6**		0.50	0.044	mg/L		02/29/24 05:51	02/29/24 15:37	1
Selenium	<0.00099		0.0050	0.00099	mg/L		02/29/24 05:51	02/29/24 15:37	1
Sodium	**29**		0.50	0.20	mg/L		02/29/24 05:51	02/29/24 15:37	1
Thallium	<0.00026		0.0010	0.00026	mg/L		02/29/24 05:51	02/29/24 15:37	1

Method: SW846 7470A - Mercury (CVAA)

Analyte	Result	Qualifier	RL	MDL	Unit	D	Prepared	Analyzed	Dil Fac
Mercury	<0.000080		0.00020	0.000080	mg/L		03/01/24 10:27	03/03/24 11:20	1

General Chemistry

Analyte	Result	Qualifier	RL	MDL	Unit	D	Prepared	Analyzed	Dil Fac
Total Alkalinity as CaCO3 to pH 4.5 (SM 2320B-2011)	**80**		5.0	2.2	mg/L			03/01/24 03:53	1
Bicarbonate Alkalinity as CaCO3 (SM 2320B-2011)	**80**		5.0	5.0	mg/L			03/01/24 03:53	1
Carbonate Alkalinity as CaCO3 (SM 2320B-2011)	<5.0		5.0	5.0	mg/L			03/01/24 03:53	1
Total Dissolved Solids (SM 2540C-2011)	**470**		40	40	mg/L			03/01/24 11:06	1
Sulfide (SW846 9034)	<10		10	10	mg/L		02/29/24 11:20	02/29/24 13:36	1

Client Sample ID: SCH-PZ-39S
Lab Sample ID: 680-247265-6

Date Collected: 02/27/24 15:00
Matrix: Water
Date Received: 02/28/24 11:15

Method: EPA 300.0 - Anions, Ion Chromatography

Analyte	Result	Qualifier	RL	MDL	Unit	D	Prepared	Analyzed	Dil Fac
Chloride	**7.0**		1.0	0.20	mg/L			03/06/24 00:02	1
Fluoride	<0.20		0.40	0.20	mg/L			03/06/24 00:02	1
Sulfate	**40**		1.0	0.50	mg/L			03/06/24 00:02	1

Method: SW846 6020B - Metals (ICP/MS) - Total Recoverable

Analyte	Result	Qualifier	RL	MDL	Unit	D	Prepared	Analyzed	Dil Fac
Antimony	<0.00034		0.0020	0.00034	mg/L		02/29/24 05:51	02/29/24 16:02	1
Arsenic	<0.00086		0.0010	0.00086	mg/L		02/29/24 05:51	02/29/24 16:02	1
Barium	**0.042**		0.010	0.00089	mg/L		02/29/24 05:51	02/29/24 16:02	1
Beryllium	<0.00020		0.0025	0.00020	mg/L		02/29/24 05:51	02/29/24 16:02	1
Boron	<0.022		0.080	0.022	mg/L		02/29/24 05:51	02/29/24 16:02	1
Cadmium	<0.000078		0.0025	0.000078	mg/L		02/29/24 05:51	02/29/24 16:02	1
Calcium	**23**		0.50	0.14	mg/L		02/29/24 05:51	02/29/24 16:02	1
Chromium	**0.021**		0.0020	0.0012	mg/L		02/29/24 05:51	02/29/24 16:02	1
Cobalt	**0.00023**	**J**	0.0025	0.00022	mg/L		02/29/24 05:51	02/29/24 16:02	1
Iron	**0.035**	**J**	0.10	0.012	mg/L		02/29/24 05:51	02/29/24 16:02	1
Lead	<0.00021		0.0010	0.00021	mg/L		02/29/24 05:51	02/29/24 16:02	1
Lithium	<0.0020		0.0050	0.0020	mg/L		02/29/24 05:51	02/29/24 16:02	1
Magnesium	**9.9**		0.50	0.023	mg/L		02/29/24 05:51	02/29/24 16:02	1
Manganese	**0.12**		0.0050	0.0022	mg/L		02/29/24 05:51	02/29/24 16:02	1
Molybdenum	**0.00099**	**J**	0.015	0.00086	mg/L		02/29/24 05:51	02/29/24 16:02	1
Potassium	**1.5**		0.50	0.044	mg/L		02/29/24 05:51	02/29/24 16:02	1

Client Sample ID: SCH-PZ-39S
Lab Sample ID: 680-247265-6

Date Collected: 02/27/24 15:00
Matrix: Water
Date Received: 02/28/24 11:15

Method: SW846 6020B - Metals (ICP/MS) - Total Recoverable (Continued)

Analyte	Result	Qualifier	RL	MDL	Unit	D	Prepared	Analyzed	Dil Fac
Selenium	<0.00099		0.0050	0.00099	mg/L		02/29/24 05:51	02/29/24 16:02	1
Sodium	**6.9**		0.50	0.20	mg/L		02/29/24 05:51	02/29/24 16:02	1
Thallium	<0.00026		0.0010	0.00026	mg/L		02/29/24 05:51	02/29/24 16:02	1

Method: SW846 7470A - Mercury (CVAA)

Analyte	Result	Qualifier	RL	MDL	Unit	D	Prepared	Analyzed	Dil Fac
Mercury	<0.000080		0.00020	0.000080	mg/L		03/01/24 10:27	03/03/24 11:22	1

General Chemistry

Analyte	Result	Qualifier	RL	MDL	Unit	D	Prepared	Analyzed	Dil Fac
Total Alkalinity as CaCO3 to pH 4.5 (SM 2320B-2011)	**73**		5.0	2.2	mg/L			03/01/24 04:01	1
Bicarbonate Alkalinity as CaCO3 (SM 2320B-2011)	**73**		5.0	5.0	mg/L			03/01/24 04:01	1
Carbonate Alkalinity as CaCO3 (SM 2320B-2011)	<5.0		5.0	5.0	mg/L			03/01/24 04:01	1
Total Dissolved Solids (SM 2540C-2011)	**150**		10	10	mg/L			03/01/24 11:06	1
Sulfide (SW846 9034)	<10		10	10	mg/L		02/29/24 11:20	02/29/24 13:36	1

Client Sample ID: SCH-AP1-FB-4
Lab Sample ID: 680-247265-7

Date Collected: 02/27/24 15:50
Matrix: Water
Date Received: 02/28/24 11:15

Method: EPA 300.0 - Anions, Ion Chromatography

Analyte	Result	Qualifier	RL	MDL	Unit	D	Prepared	Analyzed	Dil Fac
Chloride	<0.20		1.0	0.20	mg/L			03/06/24 00:53	1
Fluoride	<0.20		0.40	0.20	mg/L			03/06/24 00:53	1
Sulfate	<0.50		1.0	0.50	mg/L			03/06/24 00:53	1

Method: SW846 6020B - Metals (ICP/MS) - Total Recoverable

Analyte	Result	Qualifier	RL	MDL	Unit	D	Prepared	Analyzed	Dil Fac
Antimony	<0.00034		0.0020	0.00034	mg/L		02/29/24 05:51	02/29/24 16:58	1
Arsenic	<0.00086		0.0010	0.00086	mg/L		02/29/24 05:51	02/29/24 16:58	1
Barium	<0.00089		0.010	0.00089	mg/L		02/29/24 05:51	02/29/24 16:58	1
Beryllium	<0.00020		0.0025	0.00020	mg/L		02/29/24 05:51	02/29/24 16:58	1
Boron	**0.032**	**J**	0.080	0.022	mg/L		02/29/24 05:51	02/29/24 16:58	1
Cadmium	<0.000078		0.0025	0.000078	mg/L		02/29/24 05:51	02/29/24 16:58	1
Calcium	<0.14		0.50	0.14	mg/L		02/29/24 05:51	02/29/24 16:58	1
Chromium	<0.0012		0.0020	0.0012	mg/L		02/29/24 05:51	02/29/24 16:58	1
Cobalt	<0.00022		0.0025	0.00022	mg/L		02/29/24 05:51	02/29/24 16:58	1
Iron	<0.012		0.10	0.012	mg/L		02/29/24 05:51	02/29/24 16:58	1
Lead	<0.00021		0.0010	0.00021	mg/L		02/29/24 05:51	02/29/24 16:58	1
Lithium	<0.0020		0.0050	0.0020	mg/L		02/29/24 05:51	02/29/24 16:58	1
Magnesium	<0.023		0.50	0.023	mg/L		02/29/24 05:51	02/29/24 16:58	1
Manganese	<0.0022		0.0050	0.0022	mg/L		02/29/24 05:51	02/29/24 16:58	1
Molybdenum	**0.0012**	**J**	0.015	0.00086	mg/L		02/29/24 05:51	02/29/24 16:58	1
Potassium	**0.050**	**J**	0.50	0.044	mg/L		02/29/24 05:51	02/29/24 16:58	1
Selenium	<0.00099		0.0050	0.00099	mg/L		02/29/24 05:51	02/29/24 16:58	1
Sodium	<0.20		0.50	0.20	mg/L		02/29/24 05:51	02/29/24 16:58	1
Thallium	<0.00026		0.0010	0.00026	mg/L		02/29/24 05:51	02/29/24 16:58	1

Client Sample Results

Client: Southern Company
Project/Site: CCR - Plant Scherer Ash Pond Assessment

Job ID: 680-247265-1

Client Sample ID: SCH-AP1-FB-4

Lab Sample ID: 680-247265-7
Date Collected: 02/27/24 15:50
Matrix: Water
Date Received: 02/28/24 11:15

Method: SW846 7470A - Mercury (CVAA)

Analyte	Result	Qualifier	RL	MDL	Unit	D	Prepared	Analyzed	Dil Fac
Mercury	<0.000080		0.00020	0.000080	mg/L		03/01/24 10:27	03/03/24 11:24	1

General Chemistry

Analyte	Result	Qualifier	RL	MDL	Unit	D	Prepared	Analyzed	Dil Fac
Total Alkalinity as CaCO3 to pH 4.5 (SM 2320B-2011)	<2.2		5.0	2.2	mg/L			03/01/24 01:21	1
Bicarbonate Alkalinity as CaCO3 (SM 2320B-2011)	<5.0		5.0	5.0	mg/L			03/01/24 01:21	1
Carbonate Alkalinity as CaCO3 (SM 2320B-2011)	<5.0		5.0	5.0	mg/L			03/01/24 01:21	1
Total Dissolved Solids (SM 2540C-2011)	<10		10	10	mg/L			03/01/24 11:06	1
Sulfide (SW846 9034)	<10		10	10	mg/L		02/29/24 11:20	02/29/24 13:36	1

Client Sample ID: SCH-PZ-40I

Lab Sample ID: 680-247265-8
Date Collected: 02/27/24 15:08
Matrix: Water
Date Received: 02/28/24 11:15

Method: EPA 300.0 - Anions, Ion Chromatography

Analyte	Result	Qualifier	RL	MDL	Unit	D	Prepared	Analyzed	Dil Fac
Chloride	**10**		10	2.0	mg/L			03/06/24 01:10	10
Fluoride	<2.0		4.0	2.0	mg/L			03/06/24 01:10	10
Sulfate	**820**		10	5.0	mg/L			03/06/24 01:10	10

Method: SW846 6020B - Metals (ICP/MS) - Total Recoverable

Analyte	Result	Qualifier	RL	MDL	Unit	D	Prepared	Analyzed	Dil Fac
Antimony	<0.00034		0.0020	0.00034	mg/L		02/29/24 05:51	02/29/24 16:11	1
Arsenic	<0.00086		0.0010	0.00086	mg/L		02/29/24 05:51	02/29/24 16:11	1
Barium	**0.036**		0.010	0.00089	mg/L		02/29/24 05:51	02/29/24 16:11	1
Beryllium	<0.00020		0.0025	0.00020	mg/L		02/29/24 05:51	02/29/24 16:11	1
Boron	**4.3**		0.080	0.022	mg/L		02/29/24 05:51	02/29/24 16:11	1
Cadmium	<0.000078		0.0025	0.000078	mg/L		02/29/24 05:51	02/29/24 16:11	1
Calcium	**150**		0.50	0.14	mg/L		02/29/24 05:51	02/29/24 16:11	1
Chromium	<0.0012		0.0020	0.0012	mg/L		02/29/24 05:51	02/29/24 16:11	1
Cobalt	**0.0011**	**J**	0.0025	0.00022	mg/L		02/29/24 05:51	02/29/24 16:11	1
Iron	**0.82**		0.10	0.012	mg/L		02/29/24 05:51	02/29/24 16:11	1
Lead	<0.00021		0.0010	0.00021	mg/L		02/29/24 05:51	02/29/24 16:11	1
Lithium	**0.0071**	**B**	0.0050	0.0020	mg/L		02/29/24 05:51	02/29/24 16:11	1
Magnesium	**61**		0.50	0.023	mg/L		02/29/24 05:51	02/29/24 16:11	1
Manganese	**0.25**		0.0050	0.0022	mg/L		02/29/24 05:51	02/29/24 16:11	1
Molybdenum	<0.00086		0.015	0.00086	mg/L		02/29/24 05:51	02/29/24 16:11	1
Potassium	**9.0**		0.50	0.044	mg/L		02/29/24 05:51	02/29/24 16:11	1
Selenium	<0.00099		0.0050	0.00099	mg/L		02/29/24 05:51	02/29/24 16:11	1
Sodium	**68**		0.50	0.20	mg/L		02/29/24 05:51	02/29/24 16:11	1
Thallium	<0.00026		0.0010	0.00026	mg/L		02/29/24 05:51	02/29/24 16:11	1

Method: SW846 7470A - Mercury (CVAA)

Analyte	Result	Qualifier	RL	MDL	Unit	D	Prepared	Analyzed	Dil Fac
Mercury	<0.000080		0.00020	0.000080	mg/L		03/01/24 10:27	03/03/24 11:26	1

Client Sample ID: SCH-PZ-40I
Lab Sample ID: 680-247265-8

Date Collected: 02/27/24 15:08
Matrix: Water
Date Received: 02/28/24 11:15

General Chemistry

Analyte	Result	Qualifier	RL	MDL	Unit	D	Prepared	Analyzed	Dil Fac
Total Alkalinity as CaCO3 to pH 4.5 (SM 2320B-2011)	22		5.0	2.2	mg/L			03/01/24 01:07	1
Bicarbonate Alkalinity as CaCO3 (SM 2320B-2011)	22		5.0	5.0	mg/L			03/01/24 01:07	1
Carbonate Alkalinity as CaCO3 (SM 2320B-2011)	<5.0		5.0	5.0	mg/L			03/01/24 01:07	1
Total Dissolved Solids (SM 2540C-2011)	1100		40	40	mg/L			03/01/24 11:06	1
Sulfide (SW846 9034)	<10		10	10	mg/L		02/29/24 11:20	02/29/24 13:36	1

Client Sample ID: SCH-AP1-FD-4
Lab Sample ID: 680-247265-9

Date Collected: 02/27/24 00:00
Matrix: Water
Date Received: 02/28/24 11:15

Method: EPA 300.0 - Anions, Ion Chromatography

Analyte	Result	Qualifier	RL	MDL	Unit	D	Prepared	Analyzed	Dil Fac
Chloride	9.9	J	10	2.0	mg/L			03/06/24 01:27	10
Fluoride	<2.0		4.0	2.0	mg/L			03/06/24 01:27	10
Sulfate	770		10	5.0	mg/L			03/06/24 01:27	10

Method: SW846 6020B - Metals (ICP/MS) - Total Recoverable

Analyte	Result	Qualifier	RL	MDL	Unit	D	Prepared	Analyzed	Dil Fac
Antimony	0.00071	J B	0.0020	0.00034	mg/L		02/29/24 05:51	02/29/24 16:54	1
Arsenic	<0.00086		0.0010	0.00086	mg/L		02/29/24 05:51	02/29/24 16:54	1
Barium	0.036		0.010	0.00089	mg/L		02/29/24 05:51	02/29/24 16:54	1
Beryllium	<0.00020		0.0025	0.00020	mg/L		02/29/24 05:51	02/29/24 16:54	1
Boron	4.5		0.080	0.022	mg/L		02/29/24 05:51	02/29/24 16:54	1
Cadmium	<0.000078		0.0025	0.000078	mg/L		02/29/24 05:51	02/29/24 16:54	1
Calcium	150		0.50	0.14	mg/L		02/29/24 05:51	02/29/24 16:54	1
Chromium	<0.0012		0.0020	0.0012	mg/L		02/29/24 05:51	02/29/24 16:54	1
Cobalt	0.0011	J	0.0025	0.00022	mg/L		02/29/24 05:51	02/29/24 16:54	1
Iron	0.80		0.10	0.012	mg/L		02/29/24 05:51	02/29/24 16:54	1
Lead	<0.00021		0.0010	0.00021	mg/L		02/29/24 05:51	02/29/24 16:54	1
Lithium	0.011		0.0050	0.0020	mg/L		02/29/24 05:51	02/29/24 16:54	1
Magnesium	65		0.50	0.023	mg/L		02/29/24 05:51	02/29/24 16:54	1
Manganese	0.23		0.0050	0.0022	mg/L		02/29/24 05:51	02/29/24 16:54	1
Molybdenum	<0.00086		0.015	0.00086	mg/L		02/29/24 05:51	02/29/24 16:54	1
Potassium	9.8		0.50	0.044	mg/L		02/29/24 05:51	02/29/24 16:54	1
Selenium	<0.00099		0.0050	0.00099	mg/L		02/29/24 05:51	02/29/24 16:54	1
Sodium	65		0.50	0.20	mg/L		02/29/24 05:51	02/29/24 16:54	1
Thallium	<0.00026		0.0010	0.00026	mg/L		02/29/24 05:51	02/29/24 16:54	1

Method: SW846 7470A - Mercury (CVAA)

Analyte	Result	Qualifier	RL	MDL	Unit	D	Prepared	Analyzed	Dil Fac
Mercury	<0.000080		0.00020	0.000080	mg/L		03/01/24 10:27	03/03/24 11:28	1

General Chemistry

Analyte	Result	Qualifier	RL	MDL	Unit	D	Prepared	Analyzed	Dil Fac
Total Alkalinity as CaCO3 to pH 4.5 (SM 2320B-2011)	22		5.0	2.2	mg/L			03/01/24 01:15	1
Bicarbonate Alkalinity as CaCO3 (SM 2320B-2011)	22		5.0	5.0	mg/L			03/01/24 01:15	1

Client Sample Results

Client: Southern Company
Project/Site: CCR - Plant Scherer Ash Pond Assessment

Job ID: 680-247265-1

Client Sample ID: SCH-AP1-FD-4

Lab Sample ID: 680-247265-9

Date Collected: 02/27/24 00:00
Matrix: Water
Date Received: 02/28/24 11:15

General Chemistry (Continued)

Analyte	Result	Qualifier	RL	MDL	Unit	D	Prepared	Analyzed	Dil Fac
Carbonate Alkalinity as CaCO3 (SM 2320B-2011)	<5.0		5.0	5.0	mg/L			03/01/24 01:15	1
Total Dissolved Solids (SM 2540C-2011)	**1100**		40	40	mg/L			03/05/24 15:10	1
Sulfide (SW846 9034)	<10		10	10	mg/L		02/29/24 11:20	02/29/24 13:36	1

QC Sample Results

Client: Southern Company
Project/Site: CCR - Plant Scherer Ash Pond Assessment

Job ID: 680-247265-1

Method: 300.0 - Anions, Ion Chromatography

Lab Sample ID: MB 670-79096/37
Matrix: Water
Analysis Batch: 79096

Client Sample ID: Method Blank
Prep Type: Total/NA

Analyte	MB Result	MB Qualifier	RL	MDL	Unit	D	Prepared	Analyzed	Dil Fac
Chloride	<0.20		1.0	0.20	mg/L			03/05/24 19:49	1
Fluoride	<0.20		0.40	0.20	mg/L			03/05/24 19:49	1
Sulfate	<0.50		1.0	0.50	mg/L			03/05/24 19:49	1

Lab Sample ID: MB 670-79096/6
Matrix: Water
Analysis Batch: 79096

Client Sample ID: Method Blank
Prep Type: Total/NA

Analyte	MB Result	MB Qualifier	RL	MDL	Unit	D	Prepared	Analyzed	Dil Fac
Chloride	<0.20		1.0	0.20	mg/L			03/05/24 10:33	1
Fluoride	<0.20		0.40	0.20	mg/L			03/05/24 10:33	1
Sulfate	<0.50		1.0	0.50	mg/L			03/05/24 10:33	1

Lab Sample ID: LCS 670-79096/35
Matrix: Water
Analysis Batch: 79096

Client Sample ID: Lab Control Sample
Prep Type: Total/NA

Analyte	Spike Added	LCS Result	LCS Qualifier	Unit	D	%Rec	%Rec Limits
Chloride	4.00	3.99		mg/L		100	90 - 110
Fluoride	4.00	4.09		mg/L		102	90 - 110
Sulfate	4.00	4.01		mg/L		100	90 - 110

Lab Sample ID: LCSD 670-79096/36
Matrix: Water
Analysis Batch: 79096

Client Sample ID: Lab Control Sample Dup
Prep Type: Total/NA

Analyte	Spike Added	LCSD Result	LCSD Qualifier	Unit	D	%Rec	%Rec Limits	RPD	RPD Limit
Chloride	4.00	3.99		mg/L		100	90 - 110	0	20
Fluoride	4.00	4.08		mg/L		102	90 - 110	0	20
Sulfate	4.00	3.99		mg/L		100	90 - 110	0	20

Lab Sample ID: 680-247265-4 MS
Matrix: Water
Analysis Batch: 79096

Client Sample ID: SCH-AP1-EB-4
Prep Type: Total/NA

Analyte	Sample Result	Sample Qualifier	Spike Added	MS Result	MS Qualifier	Unit	D	%Rec	%Rec Limits
Chloride	<0.20		5.00	5.44		mg/L		109	80 - 120
Fluoride	<0.20		5.00	5.55		mg/L		111	80 - 120
Sulfate	<0.50		5.00	5.56		mg/L		111	80 - 120

Lab Sample ID: 680-247265-4 MSD
Matrix: Water
Analysis Batch: 79096

Client Sample ID: SCH-AP1-EB-4
Prep Type: Total/NA

Analyte	Sample Result	Sample Qualifier	Spike Added	MSD Result	MSD Qualifier	Unit	D	%Rec	%Rec Limits	RPD	RPD Limit
Chloride	<0.20		5.00	5.54		mg/L		111	80 - 120	2	20
Fluoride	<0.20		5.00	5.55		mg/L		111	80 - 120	0	20
Sulfate	<0.50		5.00	5.59		mg/L		112	80 - 120	0	20

Method: 300.0 - Anions, Ion Chromatography (Continued)

Lab Sample ID: 680-247265-6 MS
Matrix: Water
Analysis Batch: 79096

Client Sample ID: SCH-PZ-39S
Prep Type: Total/NA

Analyte	Sample Result	Sample Qualifier	Spike Added	MS Result	MS Qualifier	Unit	D	%Rec	%Rec Limits
Chloride	7.0		5.00	12.1		mg/L		102	80 - 120
Fluoride	<0.20		5.00	5.42		mg/L		108	80 - 120
Sulfate	40		5.00	43.8	4	mg/L		70	80 - 120

Lab Sample ID: 680-247265-6 MSD
Matrix: Water
Analysis Batch: 79096

Client Sample ID: SCH-PZ-39S
Prep Type: Total/NA

Analyte	Sample Result	Sample Qualifier	Spike Added	MSD Result	MSD Qualifier	Unit	D	%Rec	%Rec Limits	RPD	RPD Limit
Chloride	7.0		5.00	12.1		mg/L		102	80 - 120	0	20
Fluoride	<0.20		5.00	5.43		mg/L		109	80 - 120	0	20
Sulfate	40		5.00	43.9	4	mg/L		71	80 - 120	0	20

Method: 6020B - Metals (ICP/MS)

Lab Sample ID: MB 680-825071/1-A
Matrix: Water
Analysis Batch: 825445

Client Sample ID: Method Blank
Prep Type: Total Recoverable
Prep Batch: 825071

Analyte	MB Result	MB Qualifier	RL	MDL	Unit	D	Prepared	Analyzed	Dil Fac
Antimony	<0.00034		0.0020	0.00034	mg/L		02/29/24 05:51	03/01/24 09:39	1
Arsenic	<0.00086		0.0010	0.00086	mg/L		02/29/24 05:51	03/01/24 09:39	1
Barium	<0.00089		0.010	0.00089	mg/L		02/29/24 05:51	03/01/24 09:39	1
Beryllium	<0.00020		0.0025	0.00020	mg/L		02/29/24 05:51	03/01/24 09:39	1
Boron	<0.022		0.080	0.022	mg/L		02/29/24 05:51	03/01/24 09:39	1
Cadmium	<0.000078		0.0025	0.000078	mg/L		02/29/24 05:51	03/01/24 09:39	1
Calcium	<0.14		0.50	0.14	mg/L		02/29/24 05:51	03/01/24 09:39	1
Chromium	<0.0012		0.0020	0.0012	mg/L		02/29/24 05:51	03/01/24 09:39	1
Cobalt	<0.00022		0.0025	0.00022	mg/L		02/29/24 05:51	03/01/24 09:39	1
Iron	<0.012		0.10	0.012	mg/L		02/29/24 05:51	03/01/24 09:39	1
Lead	<0.00021		0.0010	0.00021	mg/L		02/29/24 05:51	03/01/24 09:39	1
Lithium	<0.0020		0.0050	0.0020	mg/L		02/29/24 05:51	03/01/24 09:39	1
Magnesium	<0.023		0.50	0.023	mg/L		02/29/24 05:51	03/01/24 09:39	1
Manganese	<0.0022		0.0050	0.0022	mg/L		02/29/24 05:51	03/01/24 09:39	1
Molybdenum	<0.00086		0.015	0.00086	mg/L		02/29/24 05:51	03/01/24 09:39	1
Potassium	<0.044		0.50	0.044	mg/L		02/29/24 05:51	03/01/24 09:39	1
Selenium	<0.00099		0.0050	0.00099	mg/L		02/29/24 05:51	03/01/24 09:39	1
Sodium	<0.20		0.50	0.20	mg/L		02/29/24 05:51	03/01/24 09:39	1
Thallium	<0.00026		0.0010	0.00026	mg/L		02/29/24 05:51	03/01/24 09:39	1

Lab Sample ID: LCS 680-825071/2-A
Matrix: Water
Analysis Batch: 825445

Client Sample ID: Lab Control Sample
Prep Type: Total Recoverable
Prep Batch: 825071

Analyte	Spike Added	LCS Result	LCS Qualifier	Unit	D	%Rec	%Rec Limits
Antimony	0.0500	0.0550		mg/L		110	80 - 120
Arsenic	0.100	0.109		mg/L		109	80 - 120
Barium	0.100	0.110		mg/L		110	80 - 120
Beryllium	0.0500	0.0527		mg/L		105	80 - 120

Method: 6020B - Metals (ICP/MS) (Continued)

Lab Sample ID: LCS 680-825071/2-A
Matrix: Water
Analysis Batch: 825445

Client Sample ID: Lab Control Sample
Prep Type: Total Recoverable
Prep Batch: 825071

Analyte	Spike Added	LCS Result	LCS Qualifier	Unit	D	%Rec	%Rec Limits
Boron	0.400	0.405		mg/L		101	80 - 120
Cadmium	0.0500	0.0548		mg/L		110	80 - 120
Calcium	5.00	5.27		mg/L		105	80 - 120
Chromium	0.100	0.104		mg/L		104	80 - 120
Cobalt	0.0500	0.0530		mg/L		106	80 - 120
Iron	4.99	5.25		mg/L		105	80 - 120
Lead	0.500	0.494		mg/L		99	80 - 120
Lithium	0.500	0.536		mg/L		107	80 - 120
Magnesium	5.00	5.31		mg/L		106	80 - 120
Manganese	0.400	0.399		mg/L		100	80 - 120
Molybdenum	0.100	0.100		mg/L		100	80 - 120
Potassium	7.00	7.50		mg/L		107	80 - 120
Selenium	0.100	0.105		mg/L		105	80 - 120
Sodium	5.03	5.14		mg/L		102	80 - 120
Thallium	0.0500	0.0530		mg/L		106	80 - 120

Lab Sample ID: 680-247253-D-4-B MS
Matrix: Water
Analysis Batch: 825445

Client Sample ID: Matrix Spike
Prep Type: Total Recoverable
Prep Batch: 825071

Analyte	Sample Result	Sample Qualifier	Spike Added	MS Result	MS Qualifier	Unit	D	%Rec	%Rec Limits
Antimony	<0.00034		0.0500	0.0532		mg/L		106	75 - 125
Arsenic	0.0018		0.100	0.0960		mg/L		94	75 - 125
Barium	0.010		0.100	0.119		mg/L		108	75 - 125
Beryllium	<0.00020		0.0500	0.0470		mg/L		94	75 - 125
Boron	6.3		0.400	6.85	4	mg/L		130	75 - 125
Cadmium	0.00032	J	0.0500	0.0544		mg/L		108	75 - 125
Calcium	41		5.00	44.8	4	mg/L		85	75 - 125
Chromium	0.010		0.100	0.119		mg/L		108	75 - 125
Cobalt	0.069		0.0500	0.125		mg/L		111	75 - 125
Iron	0.40		4.99	5.54		mg/L		103	75 - 125
Lead	<0.00021		0.500	0.485		mg/L		97	75 - 125
Lithium	0.0069		0.500	0.528		mg/L		104	75 - 125
Magnesium	18		5.00	22.4		mg/L		96	75 - 125
Manganese	0.62		0.400	0.977		mg/L		89	75 - 125
Molybdenum	<0.00086		0.100	0.103		mg/L		103	75 - 125
Potassium	2.8		7.00	10.0		mg/L		103	75 - 125
Selenium	0.0053		0.100	0.0999		mg/L		95	75 - 125
Sodium	320		5.03	319	4	mg/L		52	75 - 125
Thallium	<0.00026		0.0500	0.0549		mg/L		110	75 - 125

Lab Sample ID: 680-247253-D-4-C MSD
Matrix: Water
Analysis Batch: 825445

Client Sample ID: Matrix Spike Duplicate
Prep Type: Total Recoverable
Prep Batch: 825071

Analyte	Sample Result	Sample Qualifier	Spike Added	MSD Result	MSD Qualifier	Unit	D	%Rec	%Rec Limits	RPD	RPD Limit
Antimony	<0.00034		0.0500	0.0537		mg/L		107	75 - 125	1	20
Arsenic	0.0018		0.100	0.0976		mg/L		96	75 - 125	2	20
Barium	0.010		0.100	0.119		mg/L		109	75 - 125	0	20

Method: 6020B - Metals (ICP/MS) (Continued)

Lab Sample ID: 680-247253-D-4-C MSD
Matrix: Water
Analysis Batch: 825445

Client Sample ID: Matrix Spike Duplicate
Prep Type: Total Recoverable
Prep Batch: 825071

Analyte	Sample Result	Sample Qualifier	Spike Added	MSD Result	MSD Qualifier	Unit	D	%Rec	%Rec Limits	RPD	RPD Limit
Beryllium	<0.00020		0.0500	0.0484		mg/L		97	75 - 125	3	20
Boron	6.3		0.400	6.65	4	mg/L		81	75 - 125	3	20
Cadmium	0.00032	J	0.0500	0.0558		mg/L		111	75 - 125	3	20
Calcium	41		5.00	44.3	4	mg/L		74	75 - 125	1	20
Chromium	0.010		0.100	0.118		mg/L		108	75 - 125	0	20
Cobalt	0.069		0.0500	0.122		mg/L		105	75 - 125	2	20
Iron	0.40		4.99	5.50		mg/L		102	75 - 125	1	20
Lead	<0.00021		0.500	0.503		mg/L		101	75 - 125	4	20
Lithium	0.0069		0.500	0.520		mg/L		103	75 - 125	2	20
Magnesium	18		5.00	21.7		mg/L		83	75 - 125	3	20
Manganese	0.62		0.400	0.979		mg/L		90	75 - 125	0	20
Molybdenum	<0.00086		0.100	0.106		mg/L		106	75 - 125	3	20
Potassium	2.8		7.00	10.0		mg/L		103	75 - 125	0	20
Selenium	0.0053		0.100	0.0994		mg/L		94	75 - 125	1	20
Sodium	320		5.03	306	4	mg/L		-198	75 - 125	4	20
Thallium	<0.00026		0.0500	0.0548		mg/L		110	75 - 125	0	20

Lab Sample ID: MB 680-825073/1-A
Matrix: Water
Analysis Batch: 825444

Client Sample ID: Method Blank
Prep Type: Total Recoverable
Prep Batch: 825073

Analyte	MB Result	MB Qualifier	RL	MDL	Unit	D	Prepared	Analyzed	Dil Fac
Antimony	0.000500	J	0.0020	0.00034	mg/L		02/29/24 05:51	03/01/24 11:49	1
Arsenic	<0.00086		0.0010	0.00086	mg/L		02/29/24 05:51	03/01/24 11:49	1
Barium	<0.00089		0.010	0.00089	mg/L		02/29/24 05:51	03/01/24 11:49	1
Beryllium	<0.00020		0.0025	0.00020	mg/L		02/29/24 05:51	03/01/24 11:49	1
Boron	<0.022		0.080	0.022	mg/L		02/29/24 05:51	03/01/24 11:49	1
Cadmium	<0.000078		0.0025	0.000078	mg/L		02/29/24 05:51	03/01/24 11:49	1
Calcium	<0.14		0.50	0.14	mg/L		02/29/24 05:51	03/01/24 11:49	1
Chromium	<0.0012		0.0020	0.0012	mg/L		02/29/24 05:51	03/01/24 11:49	1
Cobalt	<0.00022		0.0025	0.00022	mg/L		02/29/24 05:51	03/01/24 11:49	1
Iron	<0.012		0.10	0.012	mg/L		02/29/24 05:51	03/01/24 11:49	1
Lead	<0.00021		0.0010	0.00021	mg/L		02/29/24 05:51	03/01/24 11:49	1
Lithium	<0.0020		0.0050	0.0020	mg/L		02/29/24 05:51	03/01/24 11:49	1
Magnesium	<0.023		0.50	0.023	mg/L		02/29/24 05:51	03/01/24 11:49	1
Manganese	<0.0022		0.0050	0.0022	mg/L		02/29/24 05:51	03/01/24 11:49	1
Molybdenum	<0.00086		0.015	0.00086	mg/L		02/29/24 05:51	03/01/24 11:49	1
Potassium	<0.044		0.50	0.044	mg/L		02/29/24 05:51	03/01/24 11:49	1
Selenium	<0.00099		0.0050	0.00099	mg/L		02/29/24 05:51	03/01/24 11:49	1
Sodium	<0.20		0.50	0.20	mg/L		02/29/24 05:51	03/01/24 11:49	1
Thallium	<0.00026		0.0010	0.00026	mg/L		02/29/24 05:51	03/01/24 11:49	1

Lab Sample ID: LCS 680-825073/2-A
Matrix: Water
Analysis Batch: 825444

Client Sample ID: Lab Control Sample
Prep Type: Total Recoverable
Prep Batch: 825073

Analyte	Spike Added	LCS Result	LCS Qualifier	Unit	D	%Rec	%Rec Limits
Antimony	0.0500	0.0565		mg/L		113	80 - 120
Arsenic	0.100	0.113		mg/L		113	80 - 120

Method: 6020B - Metals (ICP/MS) (Continued)

Lab Sample ID: LCS 680-825073/2-A
Matrix: Water
Analysis Batch: 825444

Client Sample ID: Lab Control Sample
Prep Type: Total Recoverable
Prep Batch: 825073

Analyte	Spike Added	LCS Result	LCS Qualifier	Unit	D	%Rec	%Rec Limits
Barium	0.100	0.109		mg/L		109	80 - 120
Beryllium	0.0500	0.0560		mg/L		112	80 - 120
Boron	0.400	0.434		mg/L		109	80 - 120
Cadmium	0.0500	0.0547		mg/L		109	80 - 120
Calcium	5.00	5.42		mg/L		108	80 - 120
Chromium	0.100	0.111		mg/L		111	80 - 120
Cobalt	0.0500	0.0577		mg/L		115	80 - 120
Iron	4.99	5.48		mg/L		110	80 - 120
Lead	0.500	0.535		mg/L		107	80 - 120
Lithium	0.500	0.538		mg/L		108	80 - 120
Magnesium	5.00	5.30		mg/L		106	80 - 120
Manganese	0.400	0.419		mg/L		105	80 - 120
Molybdenum	0.100	0.119		mg/L		119	80 - 120
Potassium	7.00	8.16		mg/L		117	80 - 120
Selenium	0.100	0.109		mg/L		109	80 - 120
Sodium	5.03	5.02		mg/L		100	80 - 120
Thallium	0.0500	0.0568		mg/L		114	80 - 120

Lab Sample ID: 680-247265-6 MS
Matrix: Water
Analysis Batch: 825379

Client Sample ID: SCH-PZ-39S
Prep Type: Total Recoverable
Prep Batch: 825075

Analyte	Sample Result	Sample Qualifier	Spike Added	MS Result	MS Qualifier	Unit	D	%Rec	%Rec Limits
Antimony	<0.00034		0.0500	0.0521		mg/L		104	75 - 125
Arsenic	<0.00086		0.100	0.0992		mg/L		99	75 - 125
Barium	0.042		0.100	0.148		mg/L		106	75 - 125
Beryllium	<0.00020		0.0500	0.0511		mg/L		102	75 - 125
Boron	<0.022		0.400	0.395		mg/L		99	75 - 125
Cadmium	<0.000078		0.0500	0.0528		mg/L		106	75 - 125
Calcium	23		5.00	27.5	4	mg/L		99	75 - 125
Chromium	0.021		0.100	0.127		mg/L		105	75 - 125
Cobalt	0.00023	J	0.0500	0.0535		mg/L		107	75 - 125
Iron	0.035	J	4.99	5.40		mg/L		108	75 - 125
Lead	<0.00021		0.500	0.492		mg/L		98	75 - 125
Lithium	<0.0020		0.500	0.472		mg/L		94	75 - 125
Magnesium	9.9		5.00	14.8		mg/L		97	75 - 125
Manganese	0.12		0.400	0.520		mg/L		100	75 - 125
Molybdenum	0.00099	J	0.100	0.104		mg/L		103	75 - 125
Potassium	1.5		7.00	8.75		mg/L		103	75 - 125
Selenium	<0.00099		0.100	0.0966		mg/L		97	75 - 125
Sodium	6.9		5.03	11.7		mg/L		96	75 - 125
Thallium	<0.00026		0.0500	0.0548		mg/L		110	75 - 125

Lab Sample ID: 680-247265-6 MSD
Matrix: Water
Analysis Batch: 825379

Client Sample ID: SCH-PZ-39S
Prep Type: Total Recoverable
Prep Batch: 825075

Analyte	Sample Result	Sample Qualifier	Spike Added	MSD Result	MSD Qualifier	Unit	D	%Rec	%Rec Limits	RPD	RPD Limit
Antimony	<0.00034		0.0500	0.0535		mg/L		107	75 - 125	3	20

Method: 6020B - Metals (ICP/MS) (Continued)

Lab Sample ID: 680-247265-6 MSD — **Client Sample ID: SCH-PZ-39S**
Matrix: Water — **Prep Type: Total Recoverable**
Analysis Batch: 825379 — **Prep Batch: 825075**

Analyte	Sample Result	Sample Qualifier	Spike Added	MSD Result	MSD Qualifier	Unit	D	%Rec	%Rec Limits	RPD	RPD Limit
Arsenic	<0.00086		0.100	0.101		mg/L		101	75 - 125	2	20
Barium	0.042		0.100	0.150		mg/L		108	75 - 125	1	20
Beryllium	<0.00020		0.0500	0.0509		mg/L		102	75 - 125	0	20
Boron	<0.022		0.400	0.409		mg/L		102	75 - 125	4	20
Cadmium	<0.000078		0.0500	0.0554		mg/L		111	75 - 125	5	20
Calcium	23		5.00	28.1	4	mg/L		110	75 - 125	2	20
Chromium	0.021		0.100	0.129		mg/L		107	75 - 125	2	20
Cobalt	0.00023	J	0.0500	0.0549		mg/L		109	75 - 125	3	20
Iron	0.035	J	4.99	5.33		mg/L		106	75 - 125	1	20
Lead	<0.00021		0.500	0.500		mg/L		100	75 - 125	2	20
Lithium	<0.0020		0.500	0.508		mg/L		102	75 - 125	7	20
Magnesium	9.9		5.00	15.1		mg/L		104	75 - 125	2	20
Manganese	0.12		0.400	0.511		mg/L		98	75 - 125	2	20
Molybdenum	0.00099	J	0.100	0.104		mg/L		103	75 - 125	0	20
Potassium	1.5		7.00	9.08		mg/L		108	75 - 125	4	20
Selenium	<0.00099		0.100	0.0976		mg/L		98	75 - 125	1	20
Sodium	6.9		5.03	12.0		mg/L		101	75 - 125	2	20
Thallium	<0.00026		0.0500	0.0551		mg/L		110	75 - 125	1	20

Method: 7470A - Mercury (CVAA)

Lab Sample ID: MB 680-825386/1-A — **Client Sample ID: Method Blank**
Matrix: Water — **Prep Type: Total/NA**
Analysis Batch: 825614 — **Prep Batch: 825386**

Analyte	MB Result	MB Qualifier	RL	MDL	Unit	D	Prepared	Analyzed	Dil Fac
Mercury	<0.000080		0.00020	0.000080	mg/L		03/01/24 10:27	03/03/24 10:57	1

Lab Sample ID: LCS 680-825386/2-A — **Client Sample ID: Lab Control Sample**
Matrix: Water — **Prep Type: Total/NA**
Analysis Batch: 825614 — **Prep Batch: 825386**

Analyte			Spike Added	LCS Result	LCS Qualifier	Unit	D	%Rec	%Rec Limits		
Mercury			0.00250	0.00244		mg/L		97	80 - 120		

Lab Sample ID: 680-247253-D-4-H MS — **Client Sample ID: Matrix Spike**
Matrix: Water — **Prep Type: Total/NA**
Analysis Batch: 825614 — **Prep Batch: 825386**

Analyte	Sample Result	Sample Qualifier	Spike Added	MS Result	MS Qualifier	Unit	D	%Rec	%Rec Limits		
Mercury	<0.000080		0.00100	0.00108		mg/L		108	80 - 120		

Lab Sample ID: 680-247253-D-4-I MSD — **Client Sample ID: Matrix Spike Duplicate**
Matrix: Water — **Prep Type: Total/NA**
Analysis Batch: 825614 — **Prep Batch: 825386**

Analyte	Sample Result	Sample Qualifier	Spike Added	MSD Result	MSD Qualifier	Unit	D	%Rec	%Rec Limits	RPD	RPD Limit
Mercury	<0.000080		0.00100	0.00105		mg/L		105	80 - 120	3	20

QC Sample Results

Client: Southern Company
Project/Site: CCR - Plant Scherer Ash Pond Assessment

Job ID: 680-247265-1

Method: 2320B-2011 - Alkalinity, Total

Lab Sample ID: MB 680-825383/4 — **Client Sample ID: Method Blank**
Matrix: Water — **Prep Type: Total/NA**
Analysis Batch: 825383

Analyte	MB Result	MB Qualifier	RL	MDL	Unit	D	Prepared	Analyzed	Dil Fac
Total Alkalinity as CaCO3 to pH 4.5	<2.2		5.0	2.2	mg/L			02/29/24 22:17	1
Bicarbonate Alkalinity as CaCO3	<5.0		5.0	5.0	mg/L			02/29/24 22:17	1
Carbonate Alkalinity as CaCO3	<5.0		5.0	5.0	mg/L			02/29/24 22:17	1

Lab Sample ID: LCS 680-825383/6 — **Client Sample ID: Lab Control Sample**
Matrix: Water — **Prep Type: Total/NA**
Analysis Batch: 825383

Analyte	Spike Added	LCS Result	LCS Qualifier	Unit	D	%Rec	%Rec Limits
Total Alkalinity as CaCO3 to pH 4.5	250	249		mg/L		100	90 - 112

Lab Sample ID: LCSD 680-825383/31 — **Client Sample ID: Lab Control Sample Dup**
Matrix: Water — **Prep Type: Total/NA**
Analysis Batch: 825383

Analyte	Spike Added	LCSD Result	LCSD Qualifier	Unit	D	%Rec	%Rec Limits	RPD	RPD Limit
Total Alkalinity as CaCO3 to pH 4.5	250	251		mg/L		100	90 - 112	1	30

Lab Sample ID: 680-247253-G-3 DU — **Client Sample ID: Duplicate**
Matrix: Water — **Prep Type: Total/NA**
Analysis Batch: 825383

Analyte	Sample Result	Sample Qualifier	DU Result	DU Qualifier	Unit	D	RPD	RPD Limit
Total Alkalinity as CaCO3 to pH 4.5	170		170		mg/L		0.7	30
Bicarbonate Alkalinity as CaCO3	170		170		mg/L		0.7	30
Carbonate Alkalinity as CaCO3	<5.0		<5.0		mg/L		NC	30

Lab Sample ID: MB 680-825388/4 — **Client Sample ID: Method Blank**
Matrix: Water — **Prep Type: Total/NA**
Analysis Batch: 825388

Analyte	MB Result	MB Qualifier	RL	MDL	Unit	D	Prepared	Analyzed	Dil Fac
Total Alkalinity as CaCO3 to pH 4.5	<2.2		5.0	2.2	mg/L			03/01/24 03:16	1
Bicarbonate Alkalinity as CaCO3	<5.0		5.0	5.0	mg/L			03/01/24 03:16	1
Carbonate Alkalinity as CaCO3	<5.0		5.0	5.0	mg/L			03/01/24 03:16	1

Lab Sample ID: LCS 680-825388/6 — **Client Sample ID: Lab Control Sample**
Matrix: Water — **Prep Type: Total/NA**
Analysis Batch: 825388

Analyte	Spike Added	LCS Result	LCS Qualifier	Unit	D	%Rec	%Rec Limits
Total Alkalinity as CaCO3 to pH 4.5	250	248		mg/L		99	90 - 112

Method: 2320B-2011 - Alkalinity, Total (Continued)

Lab Sample ID: LCSD 680-825388/31 — **Client Sample ID: Lab Control Sample Dup**
Matrix: Water — **Prep Type: Total/NA**
Analysis Batch: 825388

Analyte			Spike Added	LCSD Result	LCSD Qualifier	Unit	D	%Rec	%Rec Limits	RPD	RPD Limit
Total Alkalinity as CaCO3 to pH 4.5			250	251		mg/L		100	90 - 112	1	30

Lab Sample ID: 680-247265-2 DU — **Client Sample ID: SCH-AP1-FB-3**
Matrix: Water — **Prep Type: Total/NA**
Analysis Batch: 825388

Analyte	Sample Result	Sample Qualifier		DU Result	DU Qualifier	Unit	D			RPD	RPD Limit
Total Alkalinity as CaCO3 to pH 4.5	2.8	J		<2.2		mg/L				NC	30
Bicarbonate Alkalinity as CaCO3	<5.0			<5.0		mg/L				NC	30
Carbonate Alkalinity as CaCO3	<5.0			<5.0		mg/L				NC	30

Method: 2540C-2011 - Total Dissolved Solids (Dried at 180 °C)

Lab Sample ID: MB 680-825405/1 — **Client Sample ID: Method Blank**
Matrix: Water — **Prep Type: Total/NA**
Analysis Batch: 825405

Analyte	MB Result	MB Qualifier	RL	MDL	Unit	D	Prepared	Analyzed	Dil Fac
Total Dissolved Solids	<10		10	10	mg/L			03/01/24 11:06	1

Lab Sample ID: LCS 680-825405/2 — **Client Sample ID: Lab Control Sample**
Matrix: Water — **Prep Type: Total/NA**
Analysis Batch: 825405

Analyte			Spike Added	LCS Result	LCS Qualifier	Unit	D	%Rec	%Rec Limits		
Total Dissolved Solids			2410	2410		mg/L		100	80 - 120		

Lab Sample ID: LCSD 680-825405/3 — **Client Sample ID: Lab Control Sample Dup**
Matrix: Water — **Prep Type: Total/NA**
Analysis Batch: 825405

Analyte			Spike Added	LCSD Result	LCSD Qualifier	Unit	D	%Rec	%Rec Limits	RPD	RPD Limit
Total Dissolved Solids			2410	2430		mg/L		101	80 - 120	1	25

Lab Sample ID: 680-247251-A-3 DU — **Client Sample ID: Duplicate**
Matrix: Water — **Prep Type: Total/NA**
Analysis Batch: 825405

Analyte	Sample Result	Sample Qualifier		DU Result	DU Qualifier	Unit	D			RPD	RPD Limit
Total Dissolved Solids	1200			1230		mg/L				2	5

Lab Sample ID: 680-247270-B-14 DU — **Client Sample ID: Duplicate**
Matrix: Water — **Prep Type: Total/NA**
Analysis Batch: 825405

Analyte	Sample Result	Sample Qualifier		DU Result	DU Qualifier	Unit	D			RPD	RPD Limit
Total Dissolved Solids	600			600		mg/L				0	5

Method: 2540C-2011 - Total Dissolved Solids (Dried at 180 °C) (Continued)

Lab Sample ID: MB 680-825918/1 — **Client Sample ID: Method Blank**
Matrix: Water — **Prep Type: Total/NA**
Analysis Batch: 825918

Analyte	MB Result	MB Qualifier	RL	MDL	Unit	D	Prepared	Analyzed	Dil Fac
Total Dissolved Solids	<10		10	10	mg/L			03/05/24 15:10	1

Lab Sample ID: LCS 680-825918/2 — **Client Sample ID: Lab Control Sample**
Matrix: Water — **Prep Type: Total/NA**
Analysis Batch: 825918

Analyte	Spike Added	LCS Result	LCS Qualifier	Unit	D	%Rec	%Rec Limits
Total Dissolved Solids	2410	2430		mg/L		101	80 - 120

Lab Sample ID: LCSD 680-825918/3 — **Client Sample ID: Lab Control Sample Dup**
Matrix: Water — **Prep Type: Total/NA**
Analysis Batch: 825918

Analyte	Spike Added	LCSD Result	LCSD Qualifier	Unit	D	%Rec	%Rec Limits	RPD	RPD Limit
Total Dissolved Solids	2410	2430		mg/L		101	80 - 120	0	25

Lab Sample ID: 680-247338-A-8 DU — **Client Sample ID: Duplicate**
Matrix: Water — **Prep Type: Total/NA**
Analysis Batch: 825918

Analyte	Sample Result	Sample Qualifier	DU Result	DU Qualifier	Unit	D	RPD	RPD Limit
Total Dissolved Solids	850		820		mg/L		3	5

Method: 9034 - Sulfide, Acid Soluble and Insoluble (Titrimetric)

Lab Sample ID: MB 680-825176/1-A — **Client Sample ID: Method Blank**
Matrix: Water — **Prep Type: Total/NA**
Analysis Batch: 825220 — **Prep Batch: 825176**

Analyte	MB Result	MB Qualifier	RL	MDL	Unit	D	Prepared	Analyzed	Dil Fac
Sulfide	<10		10	10	mg/L		02/29/24 11:20	02/29/24 13:36	1

Lab Sample ID: LCS 680-825176/2-A — **Client Sample ID: Lab Control Sample**
Matrix: Water — **Prep Type: Total/NA**
Analysis Batch: 825220 — **Prep Batch: 825176**

Analyte	Spike Added	LCS Result	LCS Qualifier	Unit	D	%Rec	%Rec Limits
Sulfide	208	124		mg/L		60	50 - 150

Lab Sample ID: LCSD 680-825176/3-A — **Client Sample ID: Lab Control Sample Dup**
Matrix: Water — **Prep Type: Total/NA**
Analysis Batch: 825220 — **Prep Batch: 825176**

Analyte	Spike Added	LCSD Result	LCSD Qualifier	Unit	D	%Rec	%Rec Limits	RPD	RPD Limit
Sulfide	208	136		mg/L		65	50 - 150	9	50

Method: 9034 - Sulfide, Acid Soluble and Insoluble (Titrimetric) (Continued)

Lab Sample ID: 680-247251-E-1-B MS — **Client Sample ID: Matrix Spike**
Matrix: Water — **Prep Type: Total/NA**
Analysis Batch: 825220 — **Prep Batch: 825176**

Analyte	Sample Result	Sample Qualifier	Spike Added	MS Result	MS Qualifier	Unit	D	%Rec	%Rec Limits		
Sulfide	<10		208	117		mg/L		56	50 - 150		

Lab Sample ID: 680-247251-E-1-C MSD — **Client Sample ID: Matrix Spike Duplicate**
Matrix: Water — **Prep Type: Total/NA**
Analysis Batch: 825220 — **Prep Batch: 825176**

Analyte	Sample Result	Sample Qualifier	Spike Added	MSD Result	MSD Qualifier	Unit	D	%Rec	%Rec Limits	RPD	RPD Limit
Sulfide	<10		208	116		mg/L		56	50 - 150	1	50

Lab Sample ID: 680-247135-F-1-B DU — **Client Sample ID: Duplicate**
Matrix: Water — **Prep Type: Total/NA**
Analysis Batch: 825220 — **Prep Batch: 825176**

Analyte	Sample Result	Sample Qualifier		DU Result	DU Qualifier	Unit	D			RPD	RPD Limit
Sulfide	<10			<10		mg/L				NC	50

QC Association Summary

Client: Southern Company
Project/Site: CCR - Plant Scherer Ash Pond Assessment

Job ID: 680-247265-1

HPLC/IC

Analysis Batch: 79096

Lab Sample ID	Client Sample ID	Prep Type	Matrix	Method	Prep Batch
680-247265-1	SCH-PZ-41S	Total/NA	Water	300.0	
680-247265-2	SCH-AP1-FB-3	Total/NA	Water	300.0	
680-247265-3	SCH-PZ-43S	Total/NA	Water	300.0	
680-247265-4	SCH-AP1-EB-4	Total/NA	Water	300.0	
680-247265-5	SCH-PZ-42I	Total/NA	Water	300.0	
680-247265-6	SCH-PZ-39S	Total/NA	Water	300.0	
680-247265-7	SCH-AP1-FB-4	Total/NA	Water	300.0	
680-247265-8	SCH-PZ-40I	Total/NA	Water	300.0	
680-247265-9	SCH-AP1-FD-4	Total/NA	Water	300.0	
MB 670-79096/37	Method Blank	Total/NA	Water	300.0	
MB 670-79096/6	Method Blank	Total/NA	Water	300.0	
LCS 670-79096/35	Lab Control Sample	Total/NA	Water	300.0	
LCSD 670-79096/36	Lab Control Sample Dup	Total/NA	Water	300.0	
680-247265-4 MS	SCH-AP1-EB-4	Total/NA	Water	300.0	
680-247265-4 MSD	SCH-AP1-EB-4	Total/NA	Water	300.0	
680-247265-6 MS	SCH-PZ-39S	Total/NA	Water	300.0	
680-247265-6 MSD	SCH-PZ-39S	Total/NA	Water	300.0	

Metals

Prep Batch: 825071

Lab Sample ID	Client Sample ID	Prep Type	Matrix	Method	Prep Batch
680-247265-5	SCH-PZ-42I	Total Recoverable	Water	3005A	
MB 680-825071/1-A	Method Blank	Total Recoverable	Water	3005A	
LCS 680-825071/2-A	Lab Control Sample	Total Recoverable	Water	3005A	
680-247253-D-4-B MS	Matrix Spike	Total Recoverable	Water	3005A	
680-247253-D-4-C MSD	Matrix Spike Duplicate	Total Recoverable	Water	3005A	

Prep Batch: 825073

Lab Sample ID	Client Sample ID	Prep Type	Matrix	Method	Prep Batch
680-247265-1	SCH-PZ-41S	Total Recoverable	Water	3005A	
680-247265-2	SCH-AP1-FB-3	Total Recoverable	Water	3005A	
680-247265-3	SCH-PZ-43S	Total Recoverable	Water	3005A	
680-247265-7	SCH-AP1-FB-4	Total Recoverable	Water	3005A	
680-247265-9	SCH-AP1-FD-4	Total Recoverable	Water	3005A	
MB 680-825073/1-A	Method Blank	Total Recoverable	Water	3005A	
LCS 680-825073/2-A	Lab Control Sample	Total Recoverable	Water	3005A	

Prep Batch: 825075

Lab Sample ID	Client Sample ID	Prep Type	Matrix	Method	Prep Batch
680-247265-4	SCH-AP1-EB-4	Total Recoverable	Water	3005A	
680-247265-6	SCH-PZ-39S	Total Recoverable	Water	3005A	
680-247265-8	SCH-PZ-40I	Total Recoverable	Water	3005A	
680-247265-6 MS	SCH-PZ-39S	Total Recoverable	Water	3005A	
680-247265-6 MSD	SCH-PZ-39S	Total Recoverable	Water	3005A	

Analysis Batch: 825379

Lab Sample ID	Client Sample ID	Prep Type	Matrix	Method	Prep Batch
680-247265-4	SCH-AP1-EB-4	Total Recoverable	Water	6020B	825075
680-247265-6	SCH-PZ-39S	Total Recoverable	Water	6020B	825075
680-247265-8	SCH-PZ-40I	Total Recoverable	Water	6020B	825075

Metals (Continued)

Analysis Batch: 825379 (Continued)

Lab Sample ID	Client Sample ID	Prep Type	Matrix	Method	Prep Batch
680-247265-6 MS	SCH-PZ-39S	Total Recoverable	Water	6020B	825075
680-247265-6 MSD	SCH-PZ-39S	Total Recoverable	Water	6020B	825075

Prep Batch: 825386

Lab Sample ID	Client Sample ID	Prep Type	Matrix	Method	Prep Batch
680-247265-1	SCH-PZ-41S	Total/NA	Water	7470A	
680-247265-2	SCH-AP1-FB-3	Total/NA	Water	7470A	
680-247265-3	SCH-PZ-43S	Total/NA	Water	7470A	
680-247265-4	SCH-AP1-EB-4	Total/NA	Water	7470A	
680-247265-5	SCH-PZ-42I	Total/NA	Water	7470A	
680-247265-6	SCH-PZ-39S	Total/NA	Water	7470A	
680-247265-7	SCH-AP1-FB-4	Total/NA	Water	7470A	
680-247265-8	SCH-PZ-40I	Total/NA	Water	7470A	
680-247265-9	SCH-AP1-FD-4	Total/NA	Water	7470A	
MB 680-825386/1-A	Method Blank	Total/NA	Water	7470A	
LCS 680-825386/2-A	Lab Control Sample	Total/NA	Water	7470A	
680-247253-D-4-H MS	Matrix Spike	Total/NA	Water	7470A	
680-247253-D-4-I MSD	Matrix Spike Duplicate	Total/NA	Water	7470A	

Analysis Batch: 825444

Lab Sample ID	Client Sample ID	Prep Type	Matrix	Method	Prep Batch
680-247265-1	SCH-PZ-41S	Total Recoverable	Water	6020B	825073
680-247265-2	SCH-AP1-FB-3	Total Recoverable	Water	6020B	825073
680-247265-3	SCH-PZ-43S	Total Recoverable	Water	6020B	825073
680-247265-7	SCH-AP1-FB-4	Total Recoverable	Water	6020B	825073
680-247265-9	SCH-AP1-FD-4	Total Recoverable	Water	6020B	825073
MB 680-825073/1-A	Method Blank	Total Recoverable	Water	6020B	825073
LCS 680-825073/2-A	Lab Control Sample	Total Recoverable	Water	6020B	825073

Analysis Batch: 825445

Lab Sample ID	Client Sample ID	Prep Type	Matrix	Method	Prep Batch
680-247265-5	SCH-PZ-42I	Total Recoverable	Water	6020B	825071
MB 680-825071/1-A	Method Blank	Total Recoverable	Water	6020B	825071
LCS 680-825071/2-A	Lab Control Sample	Total Recoverable	Water	6020B	825071
680-247253-D-4-B MS	Matrix Spike	Total Recoverable	Water	6020B	825071
680-247253-D-4-C MSD	Matrix Spike Duplicate	Total Recoverable	Water	6020B	825071

Analysis Batch: 825614

Lab Sample ID	Client Sample ID	Prep Type	Matrix	Method	Prep Batch
680-247265-1	SCH-PZ-41S	Total/NA	Water	7470A	825386
680-247265-2	SCH-AP1-FB-3	Total/NA	Water	7470A	825386
680-247265-3	SCH-PZ-43S	Total/NA	Water	7470A	825386
680-247265-4	SCH-AP1-EB-4	Total/NA	Water	7470A	825386
680-247265-5	SCH-PZ-42I	Total/NA	Water	7470A	825386
680-247265-6	SCH-PZ-39S	Total/NA	Water	7470A	825386
680-247265-7	SCH-AP1-FB-4	Total/NA	Water	7470A	825386
680-247265-8	SCH-PZ-40I	Total/NA	Water	7470A	825386
680-247265-9	SCH-AP1-FD-4	Total/NA	Water	7470A	825386
MB 680-825386/1-A	Method Blank	Total/NA	Water	7470A	825386
LCS 680-825386/2-A	Lab Control Sample	Total/NA	Water	7470A	825386
680-247253-D-4-H MS	Matrix Spike	Total/NA	Water	7470A	825386

Metals (Continued)

Analysis Batch: 825614 (Continued)

Lab Sample ID	Client Sample ID	Prep Type	Matrix	Method	Prep Batch
680-247253-D-4-I MSD	Matrix Spike Duplicate	Total/NA	Water	7470A	825386

General Chemistry

Prep Batch: 825176

Lab Sample ID	Client Sample ID	Prep Type	Matrix	Method	Prep Batch
680-247265-1	SCH-PZ-41S	Total/NA	Water	9030B	
680-247265-2	SCH-AP1-FB-3	Total/NA	Water	9030B	
680-247265-3	SCH-PZ-43S	Total/NA	Water	9030B	
680-247265-4	SCH-AP1-EB-4	Total/NA	Water	9030B	
680-247265-5	SCH-PZ-42I	Total/NA	Water	9030B	
680-247265-6	SCH-PZ-39S	Total/NA	Water	9030B	
680-247265-7	SCH-AP1-FB-4	Total/NA	Water	9030B	
680-247265-8	SCH-PZ-40I	Total/NA	Water	9030B	
680-247265-9	SCH-AP1-FD-4	Total/NA	Water	9030B	
MB 680-825176/1-A	Method Blank	Total/NA	Water	9030B	
LCS 680-825176/2-A	Lab Control Sample	Total/NA	Water	9030B	
LCSD 680-825176/3-A	Lab Control Sample Dup	Total/NA	Water	9030B	
680-247251-E-1-B MS	Matrix Spike	Total/NA	Water	9030B	
680-247251-E-1-C MSD	Matrix Spike Duplicate	Total/NA	Water	9030B	
680-247135-F-1-B DU	Duplicate	Total/NA	Water	9030B	

Analysis Batch: 825220

Lab Sample ID	Client Sample ID	Prep Type	Matrix	Method	Prep Batch
680-247265-1	SCH-PZ-41S	Total/NA	Water	9034	825176
680-247265-2	SCH-AP1-FB-3	Total/NA	Water	9034	825176
680-247265-3	SCH-PZ-43S	Total/NA	Water	9034	825176
680-247265-4	SCH-AP1-EB-4	Total/NA	Water	9034	825176
680-247265-5	SCH-PZ-42I	Total/NA	Water	9034	825176
680-247265-6	SCH-PZ-39S	Total/NA	Water	9034	825176
680-247265-7	SCH-AP1-FB-4	Total/NA	Water	9034	825176
680-247265-8	SCH-PZ-40I	Total/NA	Water	9034	825176
680-247265-9	SCH-AP1-FD-4	Total/NA	Water	9034	825176
MB 680-825176/1-A	Method Blank	Total/NA	Water	9034	825176
LCS 680-825176/2-A	Lab Control Sample	Total/NA	Water	9034	825176
LCSD 680-825176/3-A	Lab Control Sample Dup	Total/NA	Water	9034	825176
680-247251-E-1-B MS	Matrix Spike	Total/NA	Water	9034	825176
680-247251-E-1-C MSD	Matrix Spike Duplicate	Total/NA	Water	9034	825176
680-247135-F-1-B DU	Duplicate	Total/NA	Water	9034	825176

Analysis Batch: 825383

Lab Sample ID	Client Sample ID	Prep Type	Matrix	Method	Prep Batch
680-247265-1	SCH-PZ-41S	Total/NA	Water	2320B-2011	
680-247265-3	SCH-PZ-43S	Total/NA	Water	2320B-2011	
680-247265-4	SCH-AP1-EB-4	Total/NA	Water	2320B-2011	
680-247265-7	SCH-AP1-FB-4	Total/NA	Water	2320B-2011	
680-247265-8	SCH-PZ-40I	Total/NA	Water	2320B-2011	
680-247265-9	SCH-AP1-FD-4	Total/NA	Water	2320B-2011	
MB 680-825383/4	Method Blank	Total/NA	Water	2320B-2011	
LCS 680-825383/6	Lab Control Sample	Total/NA	Water	2320B-2011	
LCSD 680-825383/31	Lab Control Sample Dup	Total/NA	Water	2320B-2011	

General Chemistry (Continued)

Analysis Batch: 825383 (Continued)

Lab Sample ID	Client Sample ID	Prep Type	Matrix	Method	Prep Batch
680-247253-G-3 DU	Duplicate	Total/NA	Water	2320B-2011	

Analysis Batch: 825388

Lab Sample ID	Client Sample ID	Prep Type	Matrix	Method	Prep Batch
680-247265-2	SCH-AP1-FB-3	Total/NA	Water	2320B-2011	
680-247265-5	SCH-PZ-42I	Total/NA	Water	2320B-2011	
680-247265-6	SCH-PZ-39S	Total/NA	Water	2320B-2011	
MB 680-825388/4	Method Blank	Total/NA	Water	2320B-2011	
LCS 680-825388/6	Lab Control Sample	Total/NA	Water	2320B-2011	
LCSD 680-825388/31	Lab Control Sample Dup	Total/NA	Water	2320B-2011	
680-247265-2 DU	SCH-AP1-FB-3	Total/NA	Water	2320B-2011	

Analysis Batch: 825405

Lab Sample ID	Client Sample ID	Prep Type	Matrix	Method	Prep Batch
680-247265-1	SCH-PZ-41S	Total/NA	Water	2540C-2011	
680-247265-2	SCH-AP1-FB-3	Total/NA	Water	2540C-2011	
680-247265-3	SCH-PZ-43S	Total/NA	Water	2540C-2011	
680-247265-4	SCH-AP1-EB-4	Total/NA	Water	2540C-2011	
680-247265-5	SCH-PZ-42I	Total/NA	Water	2540C-2011	
680-247265-6	SCH-PZ-39S	Total/NA	Water	2540C-2011	
680-247265-7	SCH-AP1-FB-4	Total/NA	Water	2540C-2011	
680-247265-8	SCH-PZ-40I	Total/NA	Water	2540C-2011	
MB 680-825405/1	Method Blank	Total/NA	Water	2540C-2011	
LCS 680-825405/2	Lab Control Sample	Total/NA	Water	2540C-2011	
LCSD 680-825405/3	Lab Control Sample Dup	Total/NA	Water	2540C-2011	
680-247251-A-3 DU	Duplicate	Total/NA	Water	2540C-2011	
680-247270-B-14 DU	Duplicate	Total/NA	Water	2540C-2011	

Analysis Batch: 825918

Lab Sample ID	Client Sample ID	Prep Type	Matrix	Method	Prep Batch
680-247265-9	SCH-AP1-FD-4	Total/NA	Water	2540C-2011	
MB 680-825918/1	Method Blank	Total/NA	Water	2540C-2011	
LCS 680-825918/2	Lab Control Sample	Total/NA	Water	2540C-2011	
LCSD 680-825918/3	Lab Control Sample Dup	Total/NA	Water	2540C-2011	
680-247338-A-8 DU	Duplicate	Total/NA	Water	2540C-2011	

Lab Chronicle

Client: Southern Company
Project/Site: CCR - Plant Scherer Ash Pond Assessment

Job ID: 680-247265-1

Client Sample ID: SCH-PZ-41S

Lab Sample ID: 680-247265-1

Date Collected: 02/27/24 09:37
Date Received: 02/28/24 11:15

Matrix: Water

Prep Type	Batch Type	Batch Method	Run	Dil Factor	Initial Amount	Final Amount	Batch Number	Prepared or Analyzed	Analyst	Lab
Total/NA	Analysis	300.0		10			79096	03/05/24 22:21	BR	EET ORL
	Instrument ID:	IC_004								
Total Recoverable	Prep	3005A			25 mL	125 mL	825073	02/29/24 05:51	RR	EET SAV
Total Recoverable	Analysis	6020B		1			825444	02/29/24 17:06	BWR	EET SAV
	Instrument ID:	ICPMSC								
Total/NA	Prep	7470A			50 mL	50 mL	825386	03/01/24 10:27	DW	EET SAV
Total/NA	Analysis	7470A		1			825614	03/03/24 11:07	BCB	EET SAV
	Instrument ID:	QuickTrace2								
Total/NA	Analysis	2320B-2011		1			825383	03/01/24 00:59	PG	EET SAV
	Instrument ID:	MANTECH 2								
Total/NA	Analysis	2540C-2011		1	50 mL	200 mL	825405	03/01/24 11:06	PG	EET SAV
	Instrument ID:	NOEQUIP								
Total/NA	Prep	9030B			6 mL	6 mL	825176	02/29/24 11:20	JAS	EET SAV
Total/NA	Analysis	9034		1	6 mL	6 mL	825220	02/29/24 13:36	JAS	EET SAV
	Instrument ID:	NoEquip								

Client Sample ID: SCH-AP1-FB-3

Lab Sample ID: 680-247265-2

Date Collected: 02/27/24 10:15
Date Received: 02/28/24 11:15

Matrix: Water

Prep Type	Batch Type	Batch Method	Run	Dil Factor	Initial Amount	Final Amount	Batch Number	Prepared or Analyzed	Analyst	Lab
Total/NA	Analysis	300.0		2			79096	03/05/24 22:38	BR	EET ORL
	Instrument ID:	IC_004								
Total Recoverable	Prep	3005A			25 mL	125 mL	825073	02/29/24 05:51	RR	EET SAV
Total Recoverable	Analysis	6020B		1			825444	02/29/24 16:41	BWR	EET SAV
	Instrument ID:	ICPMSC								
Total/NA	Prep	7470A			50 mL	50 mL	825386	03/01/24 10:27	DW	EET SAV
Total/NA	Analysis	7470A		1			825614	03/03/24 11:13	BCB	EET SAV
	Instrument ID:	QuickTrace2								
Total/NA	Analysis	2320B-2011		1			825388	03/01/24 03:38	PG	EET SAV
	Instrument ID:	MANTECH 2								
Total/NA	Analysis	2540C-2011		1	200 mL	200 mL	825405	03/01/24 11:06	PG	EET SAV
	Instrument ID:	NOEQUIP								
Total/NA	Prep	9030B			6 mL	6 mL	825176	02/29/24 11:20	JAS	EET SAV
Total/NA	Analysis	9034		1	6 mL	6 mL	825220	02/29/24 13:36	JAS	EET SAV
	Instrument ID:	NoEquip								

Client Sample ID: SCH-PZ-43S

Lab Sample ID: 680-247265-3

Date Collected: 02/27/24 16:31
Date Received: 02/28/24 11:15

Matrix: Water

Prep Type	Batch Type	Batch Method	Run	Dil Factor	Initial Amount	Final Amount	Batch Number	Prepared or Analyzed	Analyst	Lab
Total/NA	Analysis	300.0		5			79096	03/05/24 22:55	BR	EET ORL
	Instrument ID:	IC_004								

Lab Chronicle

Client: Southern Company
Project/Site: CCR - Plant Scherer Ash Pond Assessment

Job ID: 680-247265-1

Client Sample ID: SCH-PZ-43S

Lab Sample ID: 680-247265-3

Date Collected: 02/27/24 16:31
Matrix: Water
Date Received: 02/28/24 11:15

Prep Type	Batch Type	Batch Method	Run	Dil Factor	Initial Amount	Final Amount	Batch Number	Prepared or Analyzed	Analyst	Lab
Total Recoverable	Prep	3005A			25 mL	125 mL	825073	02/29/24 05:51	RR	EET SAV
Total Recoverable	Analysis	6020B		1			825444	02/29/24 17:02	BWR	EET SAV
	Instrument ID:	ICPMSC								
Total/NA	Prep	7470A			50 mL	50 mL	825386	03/01/24 10:27	DW	EET SAV
Total/NA	Analysis	7470A		1			825614	03/03/24 11:15	BCB	EET SAV
	Instrument ID:	QuickTrace2								
Total/NA	Analysis	2320B-2011		1			825383	03/01/24 01:29	PG	EET SAV
	Instrument ID:	MANTECH 2								
Total/NA	Analysis	2540C-2011		1	50 mL	200 mL	825405	03/01/24 11:06	PG	EET SAV
	Instrument ID:	NOEQUIP								
Total/NA	Prep	9030B			6 mL	6 mL	825176	02/29/24 11:20	JAS	EET SAV
Total/NA	Analysis	9034		1	6 mL	6 mL	825220	02/29/24 13:36	JAS	EET SAV
	Instrument ID:	NoEquip								

Client Sample ID: SCH-AP1-EB-4

Lab Sample ID: 680-247265-4

Date Collected: 02/27/24 16:45
Matrix: Water
Date Received: 02/28/24 11:15

Prep Type	Batch Type	Batch Method	Run	Dil Factor	Initial Amount	Final Amount	Batch Number	Prepared or Analyzed	Analyst	Lab
Total/NA	Analysis	300.0		1			79096	03/05/24 20:06	BR	EET ORL
	Instrument ID:	IC_004								
Total Recoverable	Prep	3005A			25 mL	125 mL	825075	02/29/24 05:51	RR	EET SAV
Total Recoverable	Analysis	6020B		1			825379	03/01/24 09:42	BWR	EET SAV
	Instrument ID:	ICPMSD								
Total/NA	Prep	7470A			50 mL	50 mL	825386	03/01/24 10:27	DW	EET SAV
Total/NA	Analysis	7470A		1			825614	03/03/24 11:18	BCB	EET SAV
	Instrument ID:	QuickTrace2								
Total/NA	Analysis	2320B-2011		1			825383	03/01/24 01:35	PG	EET SAV
	Instrument ID:	MANTECH 2								
Total/NA	Analysis	2540C-2011		1	200 mL	200 mL	825405	03/01/24 11:06	PG	EET SAV
	Instrument ID:	NOEQUIP								
Total/NA	Prep	9030B			6 mL	6 mL	825176	02/29/24 11:20	JAS	EET SAV
Total/NA	Analysis	9034		1	6 mL	6 mL	825220	02/29/24 13:36	JAS	EET SAV
	Instrument ID:	NoEquip								

Client Sample ID: SCH-PZ-42I

Lab Sample ID: 680-247265-5

Date Collected: 02/27/24 13:35
Matrix: Water
Date Received: 02/28/24 11:15

Prep Type	Batch Type	Batch Method	Run	Dil Factor	Initial Amount	Final Amount	Batch Number	Prepared or Analyzed	Analyst	Lab
Total/NA	Analysis	300.0		5			79096	03/05/24 23:12	BR	EET ORL
	Instrument ID:	IC_004								
Total Recoverable	Prep	3005A			25 mL	125 mL	825071	02/29/24 05:51	RR	EET SAV
Total Recoverable	Analysis	6020B		1			825445	02/29/24 15:37	BWR	EET SAV
	Instrument ID:	ICPMSD								

Lab Chronicle

Client: Southern Company
Project/Site: CCR - Plant Scherer Ash Pond Assessment

Job ID: 680-247265-1

Client Sample ID: SCH-PZ-42I

Lab Sample ID: 680-247265-5

Date Collected: 02/27/24 13:35
Matrix: Water
Date Received: 02/28/24 11:15

Prep Type	Batch Type	Batch Method	Run	Dil Factor	Initial Amount	Final Amount	Batch Number	Prepared or Analyzed	Analyst	Lab
Total/NA	Prep	7470A			50 mL	50 mL	825386	03/01/24 10:27	DW	EET SAV
Total/NA	Analysis	7470A		1			825614	03/03/24 11:20	BCB	EET SAV
	Instrument ID:	QuickTrace2								
Total/NA	Analysis	2320B-2011		1			825388	03/01/24 03:53	PG	EET SAV
	Instrument ID:	MANTECH 2								
Total/NA	Analysis	2540C-2011		1	50 mL	200 mL	825405	03/01/24 11:06	PG	EET SAV
	Instrument ID:	NOEQUIP								
Total/NA	Prep	9030B			6 mL	6 mL	825176	02/29/24 11:20	JAS	EET SAV
Total/NA	Analysis	9034		1	6 mL	6 mL	825220	02/29/24 13:36	JAS	EET SAV
	Instrument ID:	NoEquip								

Client Sample ID: SCH-PZ-39S

Lab Sample ID: 680-247265-6

Date Collected: 02/27/24 15:00
Matrix: Water
Date Received: 02/28/24 11:15

Prep Type	Batch Type	Batch Method	Run	Dil Factor	Initial Amount	Final Amount	Batch Number	Prepared or Analyzed	Analyst	Lab
Total/NA	Analysis	300.0		1			79096	03/06/24 00:02	BR	EET ORL
	Instrument ID:	IC_004								
Total Recoverable	Prep	3005A			25 mL	125 mL	825075	02/29/24 05:51	RR	EET SAV
Total Recoverable	Analysis	6020B		1			825379	02/29/24 16:02	BWR	EET SAV
	Instrument ID:	ICPMSD								
Total/NA	Prep	7470A			50 mL	50 mL	825386	03/01/24 10:27	DW	EET SAV
Total/NA	Analysis	7470A		1			825614	03/03/24 11:22	BCB	EET SAV
	Instrument ID:	QuickTrace2								
Total/NA	Analysis	2320B-2011		1			825388	03/01/24 04:01	PG	EET SAV
	Instrument ID:	MANTECH 2								
Total/NA	Analysis	2540C-2011		1	200 mL	200 mL	825405	03/01/24 11:06	PG	EET SAV
	Instrument ID:	NOEQUIP								
Total/NA	Prep	9030B			6 mL	6 mL	825176	02/29/24 11:20	JAS	EET SAV
Total/NA	Analysis	9034		1	6 mL	6 mL	825220	02/29/24 13:36	JAS	EET SAV
	Instrument ID:	NoEquip								

Client Sample ID: SCH-AP1-FB-4

Lab Sample ID: 680-247265-7

Date Collected: 02/27/24 15:50
Matrix: Water
Date Received: 02/28/24 11:15

Prep Type	Batch Type	Batch Method	Run	Dil Factor	Initial Amount	Final Amount	Batch Number	Prepared or Analyzed	Analyst	Lab
Total/NA	Analysis	300.0		1			79096	03/06/24 00:53	BR	EET ORL
	Instrument ID:	IC_004								
Total Recoverable	Prep	3005A			25 mL	125 mL	825073	02/29/24 05:51	RR	EET SAV
Total Recoverable	Analysis	6020B		1			825444	02/29/24 16:58	BWR	EET SAV
	Instrument ID:	ICPMSC								
Total/NA	Prep	7470A			50 mL	50 mL	825386	03/01/24 10:27	DW	EET SAV
Total/NA	Analysis	7470A		1			825614	03/03/24 11:24	BCB	EET SAV
	Instrument ID:	QuickTrace2								

Lab Chronicle

Client: Southern Company
Project/Site: CCR - Plant Scherer Ash Pond Assessment

Job ID: 680-247265-1

Client Sample ID: SCH-AP1-FB-4

Lab Sample ID: 680-247265-7

Date Collected: 02/27/24 15:50
Matrix: Water
Date Received: 02/28/24 11:15

Prep Type	Batch Type	Batch Method	Run	Dil Factor	Initial Amount	Final Amount	Batch Number	Prepared or Analyzed	Analyst	Lab
Total/NA	Analysis	2320B-2011		1			825383	03/01/24 01:21	PG	EET SAV
Total/NA	Analysis	2540C-2011		1	200 mL	200 mL	825405	03/01/24 11:06	PG	EET SAV
	Instrument ID:	NOEQUIP								
Total/NA	Prep	9030B			6 mL	6 mL	825176	02/29/24 11:20	JAS	EET SAV
Total/NA	Analysis	9034		1	6 mL	6 mL	825220	02/29/24 13:36	JAS	EET SAV
	Instrument ID:	NoEquip								

Client Sample ID: SCH-PZ-40I

Lab Sample ID: 680-247265-8

Date Collected: 02/27/24 15:08
Matrix: Water
Date Received: 02/28/24 11:15

Prep Type	Batch Type	Batch Method	Run	Dil Factor	Initial Amount	Final Amount	Batch Number	Prepared or Analyzed	Analyst	Lab
Total/NA	Analysis	300.0		10			79096	03/06/24 01:10	BR	EET ORL
	Instrument ID:	IC_004								
Total Recoverable	Prep	3005A			25 mL	125 mL	825075	02/29/24 05:51	RR	EET SAV
Total Recoverable	Analysis	6020B		1			825379	02/29/24 16:11	BWR	EET SAV
	Instrument ID:	ICPMSD								
Total/NA	Prep	7470A			50 mL	50 mL	825386	03/01/24 10:27	DW	EET SAV
Total/NA	Analysis	7470A		1			825614	03/03/24 11:26	BCB	EET SAV
	Instrument ID:	QuickTrace2								
Total/NA	Analysis	2320B-2011		1			825383	03/01/24 01:07	PG	EET SAV
	Instrument ID:	MANTECH 2								
Total/NA	Analysis	2540C-2011		1	50 mL	200 mL	825405	03/01/24 11:06	PG	EET SAV
	Instrument ID:	NOEQUIP								
Total/NA	Prep	9030B			6 mL	6 mL	825176	02/29/24 11:20	JAS	EET SAV
Total/NA	Analysis	9034		1	6 mL	6 mL	825220	02/29/24 13:36	JAS	EET SAV
	Instrument ID:	NoEquip								

Client Sample ID: SCH-AP1-FD-4

Lab Sample ID: 680-247265-9

Date Collected: 02/27/24 00:00
Matrix: Water
Date Received: 02/28/24 11:15

Prep Type	Batch Type	Batch Method	Run	Dil Factor	Initial Amount	Final Amount	Batch Number	Prepared or Analyzed	Analyst	Lab
Total/NA	Analysis	300.0		10			79096	03/06/24 01:27	BR	EET ORL
	Instrument ID:	IC_004								
Total Recoverable	Prep	3005A			25 mL	125 mL	825073	02/29/24 05:51	RR	EET SAV
Total Recoverable	Analysis	6020B		1			825444	02/29/24 16:54	BWR	EET SAV
	Instrument ID:	ICPMSC								
Total/NA	Prep	7470A			50 mL	50 mL	825386	03/01/24 10:27	DW	EET SAV
Total/NA	Analysis	7470A		1			825614	03/03/24 11:28	BCB	EET SAV
	Instrument ID:	QuickTrace2								
Total/NA	Analysis	2320B-2011		1			825383	03/01/24 01:15	PG	EET SAV
	Instrument ID:	MANTECH 2								
Total/NA	Analysis	2540C-2011		1	50 mL	200 mL	825918	03/05/24 15:10	PG	EET SAV
	Instrument ID:	NOEQUIP								

Lab Chronicle

Client: Southern Company
Project/Site: CCR - Plant Scherer Ash Pond Assessment

Job ID: 680-247265-1

Client Sample ID: SCH-AP1-FD-4

Date Collected: 02/27/24 00:00
Date Received: 02/28/24 11:15

Lab Sample ID: 680-247265-9

Matrix: Water

Prep Type	Batch Type	Batch Method	Run	Dil Factor	Initial Amount	Final Amount	Batch Number	Prepared or Analyzed	Analyst	Lab
Total/NA	Prep	9030B			6 mL	6 mL	825176	02/29/24 11:20	JAS	EET SAV
Total/NA	Analysis	9034		1	6 mL	6 mL	825220	02/29/24 13:36	JAS	EET SAV
	Instrument ID:	NoEquip								

Laboratory References:

EET ORL = Eurofins Orlando, 481 Newburyport Avenue, Altamonte Springs, FL 32701, TEL (407)339-5984

EET SAV = Eurofins Savannah, 5102 LaRoche Avenue, Savannah, GA 31404, TEL (912)354-7858

Accreditation/Certification Summary

Client: Southern Company
Job ID: 680-247265-1
Project/Site: CCR - Plant Scherer Ash Pond Assessment

Laboratory: Eurofins Savannah

The accreditations/certifications listed below are applicable to this report.

Authority	Program	Identification Number	Expiration Date
Florida	NELAP	E87052	06-30-24
Georgia	State	E87052	06-30-24

Laboratory: Eurofins Orlando

All accreditations/certifications held by this laboratory are listed. Not all accreditations/certifications are applicable to this report.

Authority	Program	Identification Number	Expiration Date
Alabama	State	42800	06-30-24
Arkansas (DW)	State	FL00091	06-30-24
Florida	NELAP	E83018	06-30-24
Georgia (DW)	State	C055	06-30-24
Louisiana (All)	NELAP	239316	06-30-24
Louisiana (DW)	State	LA039	05-24-24
Mississippi	State	MS00007	06-30-24
New Mexico	State	FL00091	06-30-24
North Carolina (DW)	State	12712	07-31-24
Tennessee	State	TN04930	06-30-24
Texas	NELAP	T104704571	02-28-25
Washington	State	C1089	10-19-24

Method Summary

Client: Southern Company
Project/Site: CCR - Plant Scherer Ash Pond Assessment

Job ID: 680-247265-1

Method	Method Description	Protocol	Laboratory
300.0	Anions, Ion Chromatography	EPA	EET ORL
6020B	Metals (ICP/MS)	SW846	EET SAV
7470A	Mercury (CVAA)	SW846	EET SAV
2320B-2011	Alkalinity, Total	SM	EET SAV
2540C-2011	Total Dissolved Solids (Dried at 180 °C)	SM	EET SAV
9034	Sulfide, Acid Soluble and Insoluble (Titrimetric)	SW846	EET SAV
3005A	Preparation, Total Recoverable or Dissolved Metals	SW846	EET SAV
7470A	Preparation, Mercury	SW846	EET SAV
9030B	Sulfide, Distillation (Acid Soluble and Insoluble)	SW846	EET SAV

Protocol References:

EPA = US Environmental Protection Agency

SM = "Standard Methods For The Examination Of Water And Wastewater"

SW846 = "Test Methods For Evaluating Solid Waste, Physical/Chemical Methods", Third Edition, November 1986 And Its Updates.

Laboratory References:

EET ORL = Eurofins Orlando, 481 Newburyport Avenue, Altamonte Springs, FL 32701, TEL (407)339-5984

EET SAV = Eurofins Savannah, 5102 LaRoche Avenue, Savannah, GA 31404, TEL (912)354-7858

Eurofins Savannah
5102 LaRoche Avenue
Savannah, GA 31404
Phone (912) 354-7858 Phone (912) 352-0165

Chain of Custody Record

eurofins Environment Testing

Client Information	Sampler(s): Mark Mann	Lab PM / Phone: David Fuller / 770-344-8986	Carrier Tracking No(s):	COC No:
Client Contact: Joju Abraham	Site-Project Manager / Phone: Dawn Prell / 248-536-5445	E-Mail: David.Fuller@et.eurofinsus.com	State of Origin: GA	Page: Page 1 of 1
Company: Southern Company				Job #:
Address: 241 Ralph McGill Blvd SE B10185	Due Date Requested:			
City: Atlanta	TAT Requested (business days): 2 weeks			
State, Zip: GA, 30308	Compliance Project: Δ Yes Δ No			
Phone:	Lab Project #: (DO NOT REMOVE) 68027798			
Email: JAbraham@southernco.com	Lab PO #: GPC82130-0003 / PO Line #1			
Project Name: CCR - Plant Scherer Ash Pond Assessment	Project #:			
Site:				

Analysis Requested

Preservation Codes:
A - HCL, B - NaOH, C - Zn Acetate, D - Nitric Acid, E - NaHSO4, F - MeOH, G - Amchlor, H - Ascorbic Acid, I - Ice, J - DI Water, K - EDTA, L - EDA
M - Hexane, N - None, O - AsNaO2, P - Na2O4S, Q - Na2SO3, R - Na2S2O3, S - H2SO4, T - TSP Dodecahydrate, U - Acetone, V - MCAA, W - pH 4-5, Y - Trizma, Z - other (specify)
Other:

Task_Code: SCH-CCR-ASSMT-2024S1

Special Instructions/Notes:

Sample Identification	Sample Date	Sample Time	Sample Type (C=comp, G=grab)	Matrix (W=water, S=solid, O=waste/oil, BT=Tissue, A=Air)	Field Filtered Sample (Yes or No)	Perform MS/MSD (Yes or No)	300_ORGFM_28D - Chloride, Fluoride, Sulfate	2540C - Solids, Total Dissolved (TDS)	6020B - App III and IV w/ Fe, Mg, Mn, Na, K	7470A - App IV Mercury	9034 - Sulfide	2320B - Alkalinity, Total, Carb/Bicarb	9315_Ra226 - Radium 226	9320_Ra228 - Radium 228	Ra226Ra228_GFPC - Combined Radium 226 and 228	Total Number of containers
			Preservation Code:				N	N	D	D	CB	N	D	D	D	
SCH-PZ-41S	2/27/24	9:37	G	WG	N	N	X	X	X	X	X	X	X	X	X	8
SCH-AP1-FB-3	2/27/24	10:15	G	WQ	N	N	X	X	X	X	X	X	X	X	X	8
SCH-PZ-43S	2/27/24	16:31	G	WG	N	N	X	X	X	X	X	X	X	X	X	8
SCH-AP1-EB-4	2/27/24	16:45	G	WQ	N	N	X	X	X	X	X	X	X	X	X	8
SCH-PZ-42I	2/27/24	13:35	G	WG	N	N	X	X	X	X	X	X	X	X	X	8
SCH-PZ-39S	2/27/24	15:00	G	WG	N	N	X	X	X	X	X	X	X	X	X	8
SCH-AP1-FB-4	2/27/24	15:50	G	WQ	N	N	X	X	X	X	X	X	X	X	X	8
SCH-PZ-40I	2/27/24	15:08	G	WG	N	N	X	X	X	X	X	X	X	X	X	8
SCH-AP1-FD-4	2/27/24	-	G	WG	N	N	X	X	X	X	X	X	X	X	X	8

680-247265 Chain of Custody

Possible Hazard Identification
☐ *Non-Hazard* ☐ *Flammable* ☐ *Skin Irritant* ☐ *Poison B* ☐ *Unknown* ☐ *Radiological*

Sample Disposal (A fee may be assessed if samples are retained longer than 1 month)
☐ *Return To Client* ☐ *Disposal By Lab* ☐ *Archive For _____ Months*

Deliverable Requested: I, II, III, IV, Other (specify)

Special Instructions/QC Requirements:

Empty Kit Relinquished by:	Date:	Time:	Method of Shipment:

Relinquished by:	Date/Time:	Company	Received by:	Date/Time:	Company
MARK MANN / [signature]	02/28/24 0815	WSP	MIKE GEMMILL	2/28/24 8:15 pm	
			C. [signature]	2/28/24 1115	Eurofins

Custody Seals Intact: Δ Yes Δ No	Custody Seal No.:	Cooler Temperature(s) °C and Other Remarks:
		0.4/0.4 0.7/0.7 0.5/0.5

Ver: 01/16/2019 3/7/2024

1 2 3 4 5 6 7 8 9 10 11 12

Eurofins Savannah
5102 LaRoche Avenue
Savannah, GA 31404
Phone: 912-354-7858 Fax: 912-352-0165

Chain of Custody Record

eurofins | Environment Testing

Client Information (Sub Contract Lab)	Sampler:	Lab PM: Fuller, David	Carrier Tracking No(s):	COC No: 680-765080.1
Client Contact: Shipping/Receiving	Phone:	E-Mail: David.Fuller@et.eurofinsus.com	State of Origin: Georgia	Page: Page 1 of 1
Company: Eurofins Environment Testing Southeast,		Accreditations Required (See note): NELAP - Florida; State - Georgia		Job #: 680-247265-1
Address: 481 Newburyport Avenue, ,	Due Date Requested: 3/11/2024			
City: Altamonte Springs	TAT Requested (days):			
State, Zip: FL, 32701				
Phone: 407-339-5984(Tel) 407-260-6110(Fax)	PO #:			
Email:	WO #:			
Project Name: CCR - Plant Scherer Ash Pond Assessment	Project #: 68027798			
Site:	SSOW#:			

Analysis Requested

Preservation Codes:

A - HCL
B - NaOH
C - Zn Acetate
D - Nitric Acid
E - NaHSO4
F - MeOH
G - Amchlor
H - Ascorbic Acid
I - Ice
J - DI Water
K - EDTA
L - EDA
M - Hexane
N - None
O - AsNaO2
P - Na2O4S
Q - Na2SO3
R - Na2S2O3
S - H2SO4
T - TSP Dodecahydrate
U - Acetone
V - MCAA
W - pH 4-5
Y - Trizma
Z - other (specify)

Other:

Sample Identification - Client ID (Lab ID)	Sample Date	Sample Time	Sample Type (C=comp, G=grab)	Matrix (W=water, S=solid, O=waste/oil, BT=Tissue, A=Air)	Field Filtered Sample (Yes or No)	Perform MS/MSD (Yes or No)	300_ORGFM_28D/ Cl, Fl, SO4, Br	Total Number of containers	Special Instructions/Note:
			Preservation Code:						
SCH-PZ-41S (680-247265-1)	2/27/24	09:37 Eastern		Water			X	1	
SCH-AP1-FB-3 (680-247265-2)	2/27/24	10:15 Eastern		Water			X	1	
SCH-PZ-43S (680-247265-3)	2/27/24	16:31 Eastern		Water			X	1	
SCH-AP1-EB-4 (680-247265-4)	2/27/24	16:45 Eastern		Water			X	1	
SCH-PZ-42I (680-247265-5)	2/27/24	13:35 Eastern		Water			X	1	
SCH-PZ-39S (680-247265-6)	2/27/24	15:00 Eastern		Water			X	1	
SCH-AP1-FB-4 (680-247265-7)	2/27/24	15:50 Eastern		Water			X	1	
SCH-PZ-40I (680-247265-8)	2/27/24	15:08 Eastern		Water			X	1	
SCH-AP1-FD-4 (680-247265-9)	2/27/24	Eastern		Water			X	1	

Note: Since laboratory accreditations are subject to change, Eurofins Environment Testing Southeast, LLC places the ownership of method, analyte & accreditation compliance upon our subcontract laboratories. This sample shipment is forwarded under chain-of-custody. If the laboratory does not currently maintain accreditation in the State of Origin listed above for analysis/tests/matrix being analyzed, the samples must be shipped back to the Eurofins Environment Testing Southeast, LLC laboratory or other instructions will be provided. Any changes to accreditation status should be brought to Eurofins Environment Testing Southeast, LLC attention immediately. If all requested accreditations are current to date, return the signed Chain of Custody attesting to said compliance to Eurofins Environment Testing Southeast, LLC.

Possible Hazard Identification
Unconfirmed

Sample Disposal (A fee may be assessed if samples are retained longer than 1 month)
☐ *Return To Client* ☐ *Disposal By Lab* ☐ *Archive For* _____ *Months*

Deliverable Requested: I, II, III, IV, Other (specify) Primary Deliverable Rank: 2

Special Instructions/QC Requirements:

Empty Kit Relinquished by:	Date:	Time:	Method of Shipment:

Relinquished by:	Date/Time:	Company	Received by:	Date/Time:	Company
C. Munro	3/1/24 1600				
Relinquished by:	Date/Time:	Company	Received by:	Date/Time:	Company
Relinquished by:	Date/Time:	Company	Received by: Amx [illegible]	Date/Time: 3/2/24 930	Company

Custody Seals Intact: Δ Yes Δ No	Custody Seal No.:	Cooler Temperature(s) °C and Other Remarks:
		1.4/1.4 596

Login Sample Receipt Checklist

Client: Southern Company

Job Number: 680-247265-1

Login Number: 247265

List Source: Eurofins Savannah

List Number: 1

Creator: Munro, Caroline

Question	Answer	Comment
Radioactivity wasn't checked or is </= background as measured by a survey meter.	N/A	
The cooler's custody seal, if present, is intact.	True	
Sample custody seals, if present, are intact.	True	
The cooler or samples do not appear to have been compromised or tampered with.	True	
Samples were received on ice.	True	
Cooler Temperature is acceptable.	True	
Cooler Temperature is recorded.	True	
COC is present.	True	
COC is filled out in ink and legible.	True	
COC is filled out with all pertinent information.	True	
Is the Field Sampler's name present on COC?	True	
There are no discrepancies between the containers received and the COC.	True	
Samples are received within Holding Time (excluding tests with immediate HTs)	True	
Sample containers have legible labels.	True	
Containers are not broken or leaking.	True	
Sample collection date/times are provided.	True	
Appropriate sample containers are used.	True	
Sample bottles are completely filled.	True	
Sample Preservation Verified.	N/A	
There is sufficient vol. for all requested analyses, incl. any requested MS/MSDs	True	
Containers requiring zero headspace have no headspace or bubble is <6mm (1/4").	N/A	
Multiphasic samples are not present.	True	
Samples do not require splitting or compositing.	True	
Residual Chlorine Checked.	N/A	

Login Sample Receipt Checklist

Client: Southern Company

Job Number: 680-247265-1

Login Number: 247265
List Number: 3
Creator: Wehr, Alexander C

List Source: Eurofins Orlando
List Creation: 03/02/24 10:36 AM

Question	Answer	Comment
Radioactivity wasn't checked or is </= background as measured by a survey meter.	N/A	
The cooler's custody seal, if present, is intact.	True	
Sample custody seals, if present, are intact.	True	
The cooler or samples do not appear to have been compromised or tampered with.	True	
Samples were received on ice.	True	
Cooler Temperature is acceptable.	True	
Cooler Temperature is recorded.	True	
COC is present.	True	
COC is filled out in ink and legible.	True	
COC is filled out with all pertinent information.	True	
Is the Field Sampler's name present on COC?	True	
There are no discrepancies between the containers received and the COC.	True	
Samples are received within Holding Time (excluding tests with immediate HTs)	True	
Sample containers have legible labels.	True	
Containers are not broken or leaking.	True	
Sample collection date/times are provided.	True	
Appropriate sample containers are used.	True	
Sample bottles are completely filled.	True	
Sample Preservation Verified.	True	
There is sufficient vol. for all requested analyses, incl. any requested MS/MSDs	True	
Containers requiring zero headspace have no headspace or bubble is <6mm (1/4").	True	
Multiphasic samples are not present.	True	
Samples do not require splitting or compositing.	True	
Residual Chlorine Checked.	N/A	

eurofins | Environment Testing

ANALYTICAL REPORT

PREPARED FOR

Attn: Joju Abraham
Southern Company
241 Ralph McGill Blvd SE
B10185
Atlanta, Georgia 30308

Generated 3/13/2024 10:47:58 AM

JOB DESCRIPTION

CCR - Plant Scherer Ash Pond Assessment

JOB NUMBER

680-247343-1

Eurofins Savannah
5102 LaRoche Avenue
Savannah GA 31404

See page two for job notes and contact information.

my EOL

Eurofins Savannah

Job Notes

This report may not be reproduced except in full, and with written approval from the laboratory. The results relate only to the samples tested. For questions please contact the Project Manager at the e-mail address or telephone number listed on this page.

The test results in this report relate only to the samples as received by the laboratory and will meet all requirements of the methodology, with any exceptions noted. This report shall not be reproduced except in full, without the express written approval of the laboratory. All questions should be directed to the Eurofins Environment Testing Southeast, LLC Project Manager.

Authorization

Generated
3/13/2024 10:47:58 AM

Authorized for release by
David Fuller, Project Manager
David.Fuller@et.eurofinsus.com
(770)344-8986

Definitions/Glossary

Client: Southern Company
Job ID: 680-247343-1
Project/Site: CCR - Plant Scherer Ash Pond Assessment

Qualifiers

HPLC/IC

Qualifier	Qualifier Description
4	MS, MSD: The analyte present in the original sample is greater than 4 times the matrix spike concentration; therefore, control limits are not applicable.
E	Result exceeded calibration range.

Metals

Qualifier	Qualifier Description
4	MS, MSD: The analyte present in the original sample is greater than 4 times the matrix spike concentration; therefore, control limits are not applicable.
F1	MS and/or MSD recovery exceeds control limits.
J	Result is less than the RL but greater than or equal to the MDL and the concentration is an approximate value.

General Chemistry

Qualifier	Qualifier Description
F1	MS and/or MSD recovery exceeds control limits.

Glossary

Abbreviation	These commonly used abbreviations may or may not be present in this report.
¤	Listed under the "D" column to designate that the result is reported on a dry weight basis
%R	Percent Recovery
CFL	Contains Free Liquid
CFU	Colony Forming Unit
CNF	Contains No Free Liquid
DER	Duplicate Error Ratio (normalized absolute difference)
Dil Fac	Dilution Factor
DL	Detection Limit (DoD/DOE)
DL, RA, RE, IN	Indicates a Dilution, Re-analysis, Re-extraction, or additional Initial metals/anion analysis of the sample
DLC	Decision Level Concentration (Radiochemistry)
EDL	Estimated Detection Limit (Dioxin)
LOD	Limit of Detection (DoD/DOE)
LOQ	Limit of Quantitation (DoD/DOE)
MCL	EPA recommended "Maximum Contaminant Level"
MDA	Minimum Detectable Activity (Radiochemistry)
MDC	Minimum Detectable Concentration (Radiochemistry)
MDL	Method Detection Limit
ML	Minimum Level (Dioxin)
MPN	Most Probable Number
MQL	Method Quantitation Limit
NC	Not Calculated
ND	Not Detected at the reporting limit (or MDL or EDL if shown)
NEG	Negative / Absent
POS	Positive / Present
PQL	Practical Quantitation Limit
PRES	Presumptive
QC	Quality Control
RER	Relative Error Ratio (Radiochemistry)
RL	Reporting Limit or Requested Limit (Radiochemistry)
RPD	Relative Percent Difference, a measure of the relative difference between two points
TEF	Toxicity Equivalent Factor (Dioxin)
TEQ	Toxicity Equivalent Quotient (Dioxin)
TNTC	Too Numerous To Count

Sample Summary

Client: Southern Company
Project/Site: CCR - Plant Scherer Ash Pond Assessment

Job ID: 680-247343-1

Lab Sample ID	Client Sample ID	Matrix	Collected	Received
680-247343-1	SCH-PZ-14S	Water	02/28/24 12:41	02/29/24 12:14

Job Narrative
680-247343-1

Analytical test results meet all requirements of the associated regulatory program listed on the Accreditation/Certification Summary Page unless otherwise noted under the individual analysis. Data qualifiers are applied to indicate exceptions. Noncompliant quality control (QC) is further explained in narrative comments.

- Matrix QC may not be reported if insufficient sample or site-specific QC samples were not submitted. In these situations, to demonstrate precision and accuracy at a batch level, a LCS/LCSD may be performed, unless otherwise specified in the method.
- Surrogate and/or isotope dilution analyte recoveries (if applicable) which are outside of the QC window are confirmed unless attributed to a dilution or otherwise noted in the narrative.

Receipt
The sample was received on 2/29/2024 12:14 PM. Unless otherwise noted below, the sample arrived in good condition, and, where required, properly preserved and on ice. The temperature of the cooler at receipt time was 2.1°C.

HPLC/IC
Method 300_ORGFM_28D: The matrix spike / matrix spike duplicate (MS/MSD) recoveries for analytical batch 680-826973 were outside control limits for one or more analytes. See QC Sample Results for detail. Sample matrix interference and/or non-homogeneity are suspected because the associated laboratory control sample (LCS) recovery is within acceptance limits.

No additional analytical or quality issues were noted, other than those described above or in the Definitions/ Glossary page.

Metals
No additional analytical or quality issues were noted, other than those described above or in the Definitions/ Glossary page.

General Chemistry
Method 9034: The matrix spike / matrix spike duplicate (MS/MSD) recoveries for preparation batch 680-826069 and analytical batch 680-826128 were outside control limits for one or more analytes. See QC Sample Results for detail. Sample matrix interference and/or non-homogeneity are suspected because the associated laboratory control sample (LCS) recovery is within acceptance limits.

No additional analytical or quality issues were noted, other than those described above or in the Definitions/ Glossary page.

Client Sample Results

Client: Southern Company
Project/Site: CCR - Plant Scherer Ash Pond Assessment

Job ID: 680-247343-1

Client Sample ID: SCH-PZ-14S

Lab Sample ID: 680-247343-1

Date Collected: 02/28/24 12:41
Date Received: 02/29/24 12:14

Matrix: Water

Method: MCAWW 300.0-1993 R2.1 - Anions, Ion Chromatography

Analyte	Result	Qualifier	RL	MDL	Unit	D	Prepared	Analyzed	Dil Fac
Sulfate	<0.40		1.0	0.40	mg/L			03/12/24 02:59	1
Fluoride	<0.040		0.10	0.040	mg/L			03/12/24 02:59	1
Chloride	**4.3**		1.0	0.20	mg/L			03/12/24 02:59	1

Method: SW846 6020B - Metals (ICP/MS) - Total Recoverable

Analyte	Result	Qualifier	RL	MDL	Unit	D	Prepared	Analyzed	Dil Fac
Antimony	<0.00034		0.0020	0.00034	mg/L		03/01/24 09:42	03/02/24 16:46	1
Arsenic	<0.00086		0.0010	0.00086	mg/L		03/01/24 09:42	03/02/24 16:46	1
Barium	**0.037**		0.010	0.00089	mg/L		03/01/24 09:42	03/02/24 16:46	1
Beryllium	<0.00020		0.0025	0.00020	mg/L		03/01/24 09:42	03/02/24 16:46	1
Boron	**0.075**	**J**	0.080	0.022	mg/L		03/01/24 09:42	03/02/24 16:46	1
Cadmium	<0.000078		0.0025	0.000078	mg/L		03/01/24 09:42	03/02/24 16:46	1
Calcium	**4.6**		0.50	0.14	mg/L		03/01/24 09:42	03/02/24 16:46	1
Chromium	**0.0023**		0.0020	0.0012	mg/L		03/01/24 09:42	03/02/24 16:46	1
Cobalt	**0.00033**	**J**	0.0025	0.00022	mg/L		03/01/24 09:42	03/02/24 16:46	1
Iron	**0.053**	**J**	0.10	0.012	mg/L		03/01/24 09:42	03/02/24 16:46	1
Lead	<0.00021		0.0010	0.00021	mg/L		03/01/24 09:42	03/02/24 16:46	1
Lithium	<0.0020		0.0050	0.0020	mg/L		03/01/24 09:42	03/02/24 16:46	1
Magnesium	**3.1**		0.50	0.023	mg/L		03/01/24 09:42	03/02/24 16:46	1
Manganese	**0.012**		0.0050	0.0022	mg/L		03/01/24 09:42	03/02/24 16:46	1
Molybdenum	<0.00086		0.015	0.00086	mg/L		03/01/24 09:42	03/02/24 16:46	1
Potassium	**0.72**		0.50	0.044	mg/L		03/01/24 09:42	03/02/24 16:46	1
Selenium	<0.00099		0.0050	0.00099	mg/L		03/01/24 09:42	03/02/24 16:46	1
Sodium	**2.2**		0.50	0.20	mg/L		03/01/24 09:42	03/02/24 16:46	1
Thallium	<0.00026		0.0010	0.00026	mg/L		03/01/24 09:42	03/02/24 16:46	1

Method: SW846 7470A - Mercury (CVAA)

Analyte	Result	Qualifier	RL	MDL	Unit	D	Prepared	Analyzed	Dil Fac
Mercury	<0.000080		0.00020	0.000080	mg/L		03/05/24 10:40	03/05/24 15:17	1

General Chemistry

Analyte	Result	Qualifier	RL	MDL	Unit	D	Prepared	Analyzed	Dil Fac
Total Alkalinity as CaCO3 to pH 4.5 (SM 2320B-2011)	**21**		5.0	2.2	mg/L			03/04/24 19:29	1
Bicarbonate Alkalinity as CaCO3 (SM 2320B-2011)	**21**		5.0	5.0	mg/L			03/04/24 19:29	1
Carbonate Alkalinity as CaCO3 (SM 2320B-2011)	<5.0		5.0	5.0	mg/L			03/04/24 19:29	1
Total Dissolved Solids (SM 2540C-2011)	**46**		10	10	mg/L			03/05/24 15:10	1
Sulfide (SW846 9034)	<10		10	10	mg/L		03/06/24 10:58	03/06/24 14:14	1

QC Sample Results

Client: Southern Company
Project/Site: CCR - Plant Scherer Ash Pond Assessment

Job ID: 680-247343-1

Method: 300.0-1993 R2.1 - Anions, Ion Chromatography

Lab Sample ID: MB 680-826973/130
Matrix: Water
Analysis Batch: 826973

Client Sample ID: Method Blank
Prep Type: Total/NA

Analyte	MB Result	MB Qualifier	RL	MDL	Unit	D	Prepared	Analyzed	Dil Fac
Sulfate	<0.40		1.0	0.40	mg/L			03/12/24 02:20	1
Fluoride	<0.040		0.10	0.040	mg/L			03/12/24 02:20	1
Chloride	<0.20		1.0	0.20	mg/L			03/12/24 02:20	1

Lab Sample ID: LCS 680-826973/131
Matrix: Water
Analysis Batch: 826973

Client Sample ID: Lab Control Sample
Prep Type: Total/NA

Analyte	Spike Added	LCS Result	LCS Qualifier	Unit	D	%Rec	%Rec Limits
Sulfate	10.0	9.80		mg/L		98	90 - 110
Fluoride	2.00	2.02		mg/L		101	90 - 110
Chloride	10.0	9.76		mg/L		98	90 - 110

Lab Sample ID: LCSD 680-826973/132
Matrix: Water
Analysis Batch: 826973

Client Sample ID: Lab Control Sample Dup
Prep Type: Total/NA

Analyte	Spike Added	LCSD Result	LCSD Qualifier	Unit	D	%Rec	%Rec Limits	RPD	RPD Limit
Sulfate	10.0	9.72		mg/L		97	90 - 110	1	15
Fluoride	2.00	2.00		mg/L		100	90 - 110	1	15
Chloride	10.0	9.70		mg/L		97	90 - 110	1	15

Lab Sample ID: 680-247338-G-6 MS
Matrix: Water
Analysis Batch: 826973

Client Sample ID: Matrix Spike
Prep Type: Total/NA

Analyte	Sample Result	Sample Qualifier	Spike Added	MS Result	MS Qualifier	Unit	D	%Rec	%Rec Limits
Sulfate	180	E	5.00	184	E 4	mg/L		95	80 - 120
Fluoride	<0.040		1.00	0.952		mg/L		95	80 - 120
Chloride	7.6		5.00	12.5		mg/L		100	80 - 120

Lab Sample ID: 680-247338-G-6 MSD
Matrix: Water
Analysis Batch: 826973

Client Sample ID: Matrix Spike Duplicate
Prep Type: Total/NA

Analyte	Sample Result	Sample Qualifier	Spike Added	MSD Result	MSD Qualifier	Unit	D	%Rec	%Rec Limits	RPD	RPD Limit
Sulfate	180	E	5.00	183	E 4	mg/L		72	80 - 120	1	15
Fluoride	<0.040		1.00	0.952		mg/L		95	80 - 120	0	15
Chloride	7.6		5.00	12.5		mg/L		99	80 - 120	0	15

Method: 6020B - Metals (ICP/MS)

Lab Sample ID: MB 680-825332/1-A
Matrix: Water
Analysis Batch: 825609

Client Sample ID: Method Blank
Prep Type: Total Recoverable
Prep Batch: 825332

Analyte	MB Result	MB Qualifier	RL	MDL	Unit	D	Prepared	Analyzed	Dil Fac
Antimony	<0.00034		0.0020	0.00034	mg/L		03/01/24 09:42	03/02/24 15:49	1
Arsenic	<0.00086		0.0010	0.00086	mg/L		03/01/24 09:42	03/02/24 15:49	1
Barium	<0.00089		0.010	0.00089	mg/L		03/01/24 09:42	03/02/24 15:49	1

Method: 6020B - Metals (ICP/MS) (Continued)

Lab Sample ID: MB 680-825332/1-A
Matrix: Water
Analysis Batch: 825609

Client Sample ID: Method Blank
Prep Type: Total Recoverable
Prep Batch: 825332

Analyte	MB Result	MB Qualifier	RL	MDL	Unit	D	Prepared	Analyzed	Dil Fac
Beryllium	<0.00020		0.0025	0.00020	mg/L		03/01/24 09:42	03/02/24 15:49	1
Boron	<0.022		0.080	0.022	mg/L		03/01/24 09:42	03/02/24 15:49	1
Cadmium	<0.000078		0.0025	0.000078	mg/L		03/01/24 09:42	03/02/24 15:49	1
Calcium	<0.14		0.50	0.14	mg/L		03/01/24 09:42	03/02/24 15:49	1
Chromium	<0.0012		0.0020	0.0012	mg/L		03/01/24 09:42	03/02/24 15:49	1
Cobalt	<0.00022		0.0025	0.00022	mg/L		03/01/24 09:42	03/02/24 15:49	1
Iron	<0.012		0.10	0.012	mg/L		03/01/24 09:42	03/02/24 15:49	1
Lead	<0.00021		0.0010	0.00021	mg/L		03/01/24 09:42	03/02/24 15:49	1
Lithium	<0.0020		0.0050	0.0020	mg/L		03/01/24 09:42	03/02/24 15:49	1
Magnesium	<0.023		0.50	0.023	mg/L		03/01/24 09:42	03/02/24 15:49	1
Manganese	<0.0022		0.0050	0.0022	mg/L		03/01/24 09:42	03/02/24 15:49	1
Molybdenum	<0.00086		0.015	0.00086	mg/L		03/01/24 09:42	03/02/24 15:49	1
Potassium	<0.044		0.50	0.044	mg/L		03/01/24 09:42	03/02/24 15:49	1
Selenium	<0.00099		0.0050	0.00099	mg/L		03/01/24 09:42	03/02/24 15:49	1
Sodium	<0.20		0.50	0.20	mg/L		03/01/24 09:42	03/02/24 15:49	1
Thallium	<0.00026		0.0010	0.00026	mg/L		03/01/24 09:42	03/02/24 15:49	1

Lab Sample ID: LCS 680-825332/2-A
Matrix: Water
Analysis Batch: 825609

Client Sample ID: Lab Control Sample
Prep Type: Total Recoverable
Prep Batch: 825332

Analyte	Spike Added	LCS Result	LCS Qualifier	Unit	D	%Rec	%Rec Limits
Antimony	0.0500	0.0522		mg/L		104	80 - 120
Arsenic	0.100	0.100		mg/L		100	80 - 120
Barium	0.100	0.102		mg/L		102	80 - 120
Beryllium	0.0500	0.0540		mg/L		108	80 - 120
Boron	0.400	0.406		mg/L		102	80 - 120
Cadmium	0.0500	0.0522		mg/L		104	80 - 120
Calcium	5.00	5.11		mg/L		102	80 - 120
Chromium	0.100	0.104		mg/L		103	80 - 120
Cobalt	0.0500	0.0539		mg/L		108	80 - 120
Iron	4.99	5.01		mg/L		100	80 - 120
Lead	0.500	0.489		mg/L		98	80 - 120
Lithium	0.500	0.499		mg/L		100	80 - 120
Magnesium	5.00	5.02		mg/L		100	80 - 120
Manganese	0.400	0.396		mg/L		99	80 - 120
Molybdenum	0.100	0.102		mg/L		102	80 - 120
Potassium	7.00	6.95		mg/L		99	80 - 120
Selenium	0.100	0.0971		mg/L		97	80 - 120
Sodium	5.03	5.01		mg/L		100	80 - 120
Thallium	0.0500	0.0522		mg/L		104	80 - 120

Lab Sample ID: 680-247326-A-3-F MS
Matrix: Water
Analysis Batch: 825609

Client Sample ID: Matrix Spike
Prep Type: Total Recoverable
Prep Batch: 825332

Analyte	Sample Result	Sample Qualifier	Spike Added	MS Result	MS Qualifier	Unit	D	%Rec	%Rec Limits
Antimony	<0.00034		0.0500	0.0519		mg/L		104	75 - 125
Arsenic	0.0017		0.100	0.101		mg/L		99	75 - 125

Method: 6020B - Metals (ICP/MS) (Continued)

Lab Sample ID: 680-247326-A-3-F MS
Matrix: Water
Analysis Batch: 825609

Client Sample ID: Matrix Spike
Prep Type: Total Recoverable
Prep Batch: 825332

Analyte	Sample Result	Sample Qualifier	Spike Added	MS Result	MS Qualifier	Unit	D	%Rec	%Rec Limits
Barium	0.050		0.100	0.154		mg/L		104	75 - 125
Beryllium	<0.00020		0.0500	0.0556		mg/L		111	75 - 125
Boron	0.13		0.400	0.513		mg/L		97	75 - 125
Cadmium	<0.000078		0.0500	0.0521		mg/L		104	75 - 125
Calcium	34		5.00	41.2	4	mg/L		143	75 - 125
Chromium	0.0013	J	0.100	0.104		mg/L		103	75 - 125
Cobalt	0.00043	J	0.0500	0.0540		mg/L		107	75 - 125
Iron	2.8		4.99	7.97		mg/L		104	75 - 125
Lead	0.0045		0.500	0.490		mg/L		97	75 - 125
Lithium	0.0039	J	0.500	0.494		mg/L		98	75 - 125
Magnesium	5.6		5.00	10.9		mg/L		107	75 - 125
Manganese	0.070		0.400	0.462		mg/L		98	75 - 125
Molybdenum	<0.00086		0.100	0.103		mg/L		103	75 - 125
Potassium	3.6		7.00	11.0		mg/L		105	75 - 125
Selenium	<0.00099		0.100	0.0957		mg/L		96	75 - 125
Sodium	16		5.03	21.8		mg/L		116	75 - 125
Thallium	<0.00026		0.0500	0.0530		mg/L		106	75 - 125

Lab Sample ID: 680-247326-A-3-G MSD
Matrix: Water
Analysis Batch: 825609

Client Sample ID: Matrix Spike Duplicate
Prep Type: Total Recoverable
Prep Batch: 825332

Analyte	Sample Result	Sample Qualifier	Spike Added	MSD Result	MSD Qualifier	Unit	D	%Rec	%Rec Limits	RPD	RPD Limit
Antimony	<0.00034		0.0500	0.0509		mg/L		102	75 - 125	2	20
Arsenic	0.0017		0.100	0.0966		mg/L		95	75 - 125	4	20
Barium	0.050		0.100	0.152		mg/L		101	75 - 125	2	20
Beryllium	<0.00020		0.0500	0.0533		mg/L		107	75 - 125	4	20
Boron	0.13		0.400	0.525		mg/L		100	75 - 125	2	20
Cadmium	<0.000078		0.0500	0.0508		mg/L		102	75 - 125	3	20
Calcium	34		5.00	40.9	4	mg/L		137	75 - 125	1	20
Chromium	0.0013	J	0.100	0.100		mg/L		98	75 - 125	4	20
Cobalt	0.00043	J	0.0500	0.0519		mg/L		103	75 - 125	4	20
Iron	2.8		4.99	7.64		mg/L		98	75 - 125	4	20
Lead	0.0045		0.500	0.477		mg/L		94	75 - 125	3	20
Lithium	0.0039	J	0.500	0.491		mg/L		97	75 - 125	1	20
Magnesium	5.6		5.00	10.5		mg/L		100	75 - 125	4	20
Manganese	0.070		0.400	0.447		mg/L		94	75 - 125	3	20
Molybdenum	<0.00086		0.100	0.0995		mg/L		100	75 - 125	4	20
Potassium	3.6		7.00	10.9		mg/L		105	75 - 125	1	20
Selenium	<0.00099		0.100	0.0918		mg/L		92	75 - 125	4	20
Sodium	16		5.03	21.2		mg/L		105	75 - 125	3	20
Thallium	<0.00026		0.0500	0.0514		mg/L		103	75 - 125	3	20

QC Sample Results

Client: Southern Company
Project/Site: CCR - Plant Scherer Ash Pond Assessment

Job ID: 680-247343-1

Method: 7470A - Mercury (CVAA)

Lab Sample ID: MB 680-825841/1-A — **Client Sample ID: Method Blank**
Matrix: Water — **Prep Type: Total/NA**
Analysis Batch: 825982 — **Prep Batch: 825841**

Analyte	MB Result	MB Qualifier	RL	MDL	Unit	D	Prepared	Analyzed	Dil Fac
Mercury	<0.000080		0.00020	0.000080	mg/L		03/05/24 10:40	03/05/24 14:58	1

Lab Sample ID: LCS 680-825841/2-A — **Client Sample ID: Lab Control Sample**
Matrix: Water — **Prep Type: Total/NA**
Analysis Batch: 825982 — **Prep Batch: 825841**

Analyte	Spike Added	LCS Result	LCS Qualifier	Unit	D	%Rec	%Rec Limits
Mercury	0.00250	0.00257		mg/L		103	80 - 120

Lab Sample ID: 680-247185-E-2-D MS — **Client Sample ID: Matrix Spike**
Matrix: Water — **Prep Type: Total/NA**
Analysis Batch: 825982 — **Prep Batch: 825841**

Analyte	Sample Result	Sample Qualifier	Spike Added	MS Result	MS Qualifier	Unit	D	%Rec	%Rec Limits
Mercury	<0.000080	F1	0.00100	0.000263	F1	mg/L		26	80 - 120

Lab Sample ID: 680-247185-E-2-E MSD — **Client Sample ID: Matrix Spike Duplicate**
Matrix: Water — **Prep Type: Total/NA**
Analysis Batch: 825982 — **Prep Batch: 825841**

Analyte	Sample Result	Sample Qualifier	Spike Added	MSD Result	MSD Qualifier	Unit	D	%Rec	%Rec Limits	RPD	RPD Limit
Mercury	<0.000080	F1	0.00100	0.000291	F1	mg/L		29	80 - 120	10	20

Method: 2320B-2011 - Alkalinity, Total

Lab Sample ID: MB 680-825906/4 — **Client Sample ID: Method Blank**
Matrix: Water — **Prep Type: Total/NA**
Analysis Batch: 825906

Analyte	MB Result	MB Qualifier	RL	MDL	Unit	D	Prepared	Analyzed	Dil Fac
Total Alkalinity as CaCO3 to pH 4.5	<2.2		5.0	2.2	mg/L			03/04/24 17:10	1
Bicarbonate Alkalinity as CaCO3	<5.0		5.0	5.0	mg/L			03/04/24 17:10	1
Carbonate Alkalinity as CaCO3	<5.0		5.0	5.0	mg/L			03/04/24 17:10	1

Lab Sample ID: LCS 680-825906/6 — **Client Sample ID: Lab Control Sample**
Matrix: Water — **Prep Type: Total/NA**
Analysis Batch: 825906

Analyte	Spike Added	LCS Result	LCS Qualifier	Unit	D	%Rec	%Rec Limits
Total Alkalinity as CaCO3 to pH 4.5	250	248		mg/L		99	90 - 112

Lab Sample ID: LCSD 680-825906/31 — **Client Sample ID: Lab Control Sample Dup**
Matrix: Water — **Prep Type: Total/NA**
Analysis Batch: 825906

Analyte	Spike Added	LCSD Result	LCSD Qualifier	Unit	D	%Rec	%Rec Limits	RPD	RPD Limit
Total Alkalinity as CaCO3 to pH 4.5	250	250		mg/L		100	90 - 112	0	30

Method: 2320B-2011 - Alkalinity, Total (Continued)

Lab Sample ID: 680-247338-F-11 DU — **Client Sample ID: Duplicate**
Matrix: Water — **Prep Type: Total/NA**
Analysis Batch: 825906

Analyte	Sample Result	Sample Qualifier		DU Result	DU Qualifier	Unit	D			RPD	RPD Limit
Total Alkalinity as CaCO3 to pH 4.5	3.5	J		<2.2		mg/L				NC	30
Bicarbonate Alkalinity as CaCO3	<5.0			<5.0		mg/L				NC	30
Carbonate Alkalinity as CaCO3	<5.0			<5.0		mg/L				NC	30

Method: 2540C-2011 - Total Dissolved Solids (Dried at 180 °C)

Lab Sample ID: MB 680-825918/1 — **Client Sample ID: Method Blank**
Matrix: Water — **Prep Type: Total/NA**
Analysis Batch: 825918

Analyte	MB Result	MB Qualifier	RL	MDL	Unit	D	Prepared	Analyzed	Dil Fac
Total Dissolved Solids	<10		10	10	mg/L			03/05/24 15:10	1

Lab Sample ID: LCS 680-825918/2 — **Client Sample ID: Lab Control Sample**
Matrix: Water — **Prep Type: Total/NA**
Analysis Batch: 825918

Analyte			Spike Added	LCS Result	LCS Qualifier	Unit	D	%Rec	%Rec Limits		
Total Dissolved Solids			2410	2430		mg/L		101	80 - 120		

Lab Sample ID: LCSD 680-825918/3 — **Client Sample ID: Lab Control Sample Dup**
Matrix: Water — **Prep Type: Total/NA**
Analysis Batch: 825918

Analyte			Spike Added	LCSD Result	LCSD Qualifier	Unit	D	%Rec	%Rec Limits	RPD	RPD Limit
Total Dissolved Solids			2410	2430		mg/L		101	80 - 120	0	25

Lab Sample ID: 680-247364-C-1 DU — **Client Sample ID: Duplicate**
Matrix: Water — **Prep Type: Total/NA**
Analysis Batch: 825918

Analyte	Sample Result	Sample Qualifier		DU Result	DU Qualifier	Unit	D			RPD	RPD Limit
Total Dissolved Solids	1000			996		mg/L				1	5

Method: 9034 - Sulfide, Acid Soluble and Insoluble (Titrimetric)

Lab Sample ID: MB 680-826069/1-A — **Client Sample ID: Method Blank**
Matrix: Water — **Prep Type: Total/NA**
Analysis Batch: 826128 — **Prep Batch: 826069**

Analyte	MB Result	MB Qualifier	RL	MDL	Unit	D	Prepared	Analyzed	Dil Fac
Sulfide	<10		10	10	mg/L		03/06/24 10:58	03/06/24 14:14	1

Lab Sample ID: LCS 680-826069/2-A — **Client Sample ID: Lab Control Sample**
Matrix: Water — **Prep Type: Total/NA**
Analysis Batch: 826128 — **Prep Batch: 826069**

Analyte			Spike Added	LCS Result	LCS Qualifier	Unit	D	%Rec	%Rec Limits		
Sulfide			208	114		mg/L		55	50 - 150		

Method: 9034 - Sulfide, Acid Soluble and Insoluble (Titrimetric) (Continued)

Lab Sample ID: LCSD 680-826069/3-A — **Client Sample ID: Lab Control Sample Dup**
Matrix: Water — **Prep Type: Total/NA**
Analysis Batch: 826128 — **Prep Batch: 826069**

Analyte			Spike Added	LCSD Result	LCSD Qualifier	Unit	D	%Rec	%Rec Limits	RPD	RPD Limit
Sulfide			208	120		mg/L		58	50 - 150	6	50

Lab Sample ID: 680-247338-C-2-B MS — **Client Sample ID: Matrix Spike**
Matrix: Water — **Prep Type: Total/NA**
Analysis Batch: 826128 — **Prep Batch: 826069**

Analyte	Sample Result	Sample Qualifier	Spike Added	MS Result	MS Qualifier	Unit	D	%Rec	%Rec Limits		
Sulfide	<10	F1	208	90.8	F1	mg/L		44	50 - 150		

Lab Sample ID: 680-247338-C-2-C MSD — **Client Sample ID: Matrix Spike Duplicate**
Matrix: Water — **Prep Type: Total/NA**
Analysis Batch: 826128 — **Prep Batch: 826069**

Analyte	Sample Result	Sample Qualifier	Spike Added	MSD Result	MSD Qualifier	Unit	D	%Rec	%Rec Limits	RPD	RPD Limit
Sulfide	<10	F1	208	118		mg/L		56	50 - 150	26	50

Lab Sample ID: 680-247338-B-1-B DU — **Client Sample ID: Duplicate**
Matrix: Water — **Prep Type: Total/NA**
Analysis Batch: 826128 — **Prep Batch: 826069**

Analyte	Sample Result	Sample Qualifier		DU Result	DU Qualifier	Unit	D			RPD	RPD Limit
Sulfide	<10			<10		mg/L				NC	50

QC Association Summary

Client: Southern Company
Project/Site: CCR - Plant Scherer Ash Pond Assessment

Job ID: 680-247343-1

HPLC/IC

Analysis Batch: 826973

Lab Sample ID	Client Sample ID	Prep Type	Matrix	Method	Prep Batch
680-247343-1	SCH-PZ-14S	Total/NA	Water	300.0-1993 R2.1	
MB 680-826973/130	Method Blank	Total/NA	Water	300.0-1993 R2.1	
LCS 680-826973/131	Lab Control Sample	Total/NA	Water	300.0-1993 R2.1	
LCSD 680-826973/132	Lab Control Sample Dup	Total/NA	Water	300.0-1993 R2.1	
680-247338-G-6 MS	Matrix Spike	Total/NA	Water	300.0-1993 R2.1	
680-247338-G-6 MSD	Matrix Spike Duplicate	Total/NA	Water	300.0-1993 R2.1	

Metals

Prep Batch: 825332

Lab Sample ID	Client Sample ID	Prep Type	Matrix	Method	Prep Batch
680-247343-1	SCH-PZ-14S	Total Recoverable	Water	3005A	
MB 680-825332/1-A	Method Blank	Total Recoverable	Water	3005A	
LCS 680-825332/2-A	Lab Control Sample	Total Recoverable	Water	3005A	
680-247326-A-3-F MS	Matrix Spike	Total Recoverable	Water	3005A	
680-247326-A-3-G MSD	Matrix Spike Duplicate	Total Recoverable	Water	3005A	

Analysis Batch: 825609

Lab Sample ID	Client Sample ID	Prep Type	Matrix	Method	Prep Batch
680-247343-1	SCH-PZ-14S	Total Recoverable	Water	6020B	825332
MB 680-825332/1-A	Method Blank	Total Recoverable	Water	6020B	825332
LCS 680-825332/2-A	Lab Control Sample	Total Recoverable	Water	6020B	825332
680-247326-A-3-F MS	Matrix Spike	Total Recoverable	Water	6020B	825332
680-247326-A-3-G MSD	Matrix Spike Duplicate	Total Recoverable	Water	6020B	825332

Prep Batch: 825841

Lab Sample ID	Client Sample ID	Prep Type	Matrix	Method	Prep Batch
680-247343-1	SCH-PZ-14S	Total/NA	Water	7470A	
MB 680-825841/1-A	Method Blank	Total/NA	Water	7470A	
LCS 680-825841/2-A	Lab Control Sample	Total/NA	Water	7470A	
680-247185-E-2-D MS	Matrix Spike	Total/NA	Water	7470A	
680-247185-E-2-E MSD	Matrix Spike Duplicate	Total/NA	Water	7470A	

Analysis Batch: 825982

Lab Sample ID	Client Sample ID	Prep Type	Matrix	Method	Prep Batch
680-247343-1	SCH-PZ-14S	Total/NA	Water	7470A	825841
MB 680-825841/1-A	Method Blank	Total/NA	Water	7470A	825841
LCS 680-825841/2-A	Lab Control Sample	Total/NA	Water	7470A	825841
680-247185-E-2-D MS	Matrix Spike	Total/NA	Water	7470A	825841
680-247185-E-2-E MSD	Matrix Spike Duplicate	Total/NA	Water	7470A	825841

General Chemistry

Analysis Batch: 825906

Lab Sample ID	Client Sample ID	Prep Type	Matrix	Method	Prep Batch
680-247343-1	SCH-PZ-14S	Total/NA	Water	2320B-2011	
MB 680-825906/4	Method Blank	Total/NA	Water	2320B-2011	
LCS 680-825906/6	Lab Control Sample	Total/NA	Water	2320B-2011	
LCSD 680-825906/31	Lab Control Sample Dup	Total/NA	Water	2320B-2011	
680-247338-F-11 DU	Duplicate	Total/NA	Water	2320B-2011	

QC Association Summary

Client: Southern Company
Job ID: 680-247343-1
Project/Site: CCR - Plant Scherer Ash Pond Assessment

General Chemistry

Analysis Batch: 825918

Lab Sample ID	Client Sample ID	Prep Type	Matrix	Method	Prep Batch
680-247343-1	SCH-PZ-14S	Total/NA	Water	2540C-2011	
MB 680-825918/1	Method Blank	Total/NA	Water	2540C-2011	
LCS 680-825918/2	Lab Control Sample	Total/NA	Water	2540C-2011	
LCSD 680-825918/3	Lab Control Sample Dup	Total/NA	Water	2540C-2011	
680-247364-C-1 DU	Duplicate	Total/NA	Water	2540C-2011	

Prep Batch: 826069

Lab Sample ID	Client Sample ID	Prep Type	Matrix	Method	Prep Batch
680-247343-1	SCH-PZ-14S	Total/NA	Water	9030B	
MB 680-826069/1-A	Method Blank	Total/NA	Water	9030B	
LCS 680-826069/2-A	Lab Control Sample	Total/NA	Water	9030B	
LCSD 680-826069/3-A	Lab Control Sample Dup	Total/NA	Water	9030B	
680-247338-C-2-B MS	Matrix Spike	Total/NA	Water	9030B	
680-247338-C-2-C MSD	Matrix Spike Duplicate	Total/NA	Water	9030B	
680-247338-B-1-B DU	Duplicate	Total/NA	Water	9030B	

Analysis Batch: 826128

Lab Sample ID	Client Sample ID	Prep Type	Matrix	Method	Prep Batch
680-247343-1	SCH-PZ-14S	Total/NA	Water	9034	826069
MB 680-826069/1-A	Method Blank	Total/NA	Water	9034	826069
LCS 680-826069/2-A	Lab Control Sample	Total/NA	Water	9034	826069
LCSD 680-826069/3-A	Lab Control Sample Dup	Total/NA	Water	9034	826069
680-247338-C-2-B MS	Matrix Spike	Total/NA	Water	9034	826069
680-247338-C-2-C MSD	Matrix Spike Duplicate	Total/NA	Water	9034	826069
680-247338-B-1-B DU	Duplicate	Total/NA	Water	9034	826069

Lab Chronicle

Client: Southern Company
Project/Site: CCR - Plant Scherer Ash Pond Assessment

Job ID: 680-247343-1

Client Sample ID: SCH-PZ-14S

Date Collected: 02/28/24 12:41
Date Received: 02/29/24 12:14

Lab Sample ID: 680-247343-1

Matrix: Water

Prep Type	Batch Type	Batch Method	Run	Dil Factor	Initial Amount	Final Amount	Batch Number	Prepared or Analyzed	Analyst	Lab
Total/NA	Analysis	300.0-1993 R2.1		1	2 mL	2 mL	826973	03/12/24 02:59	GE	EET SAV
	Instrument ID:	CICR								
Total Recoverable	Prep	3005A			25 mL	125 mL	825332	03/01/24 09:42	BCB	EET SAV
Total Recoverable	Analysis	6020B		1			825609	03/02/24 16:46	BWR	EET SAV
	Instrument ID:	ICPMSD								
Total/NA	Prep	7470A			50 mL	50 mL	825841	03/05/24 10:40	BCB	EET SAV
Total/NA	Analysis	7470A		1			825982	03/05/24 15:17	BJB	EET SAV
	Instrument ID:	QuickTrace2								
Total/NA	Analysis	2320B-2011		1			825906	03/04/24 19:29	PG	EET SAV
	Instrument ID:	MANTECH 2								
Total/NA	Analysis	2540C-2011		1	200 mL	200 mL	825918	03/05/24 15:10	PG	EET SAV
	Instrument ID:	NOEQUIP								
Total/NA	Prep	9030B			6 mL	6 mL	826069	03/06/24 10:58	JAS	EET SAV
Total/NA	Analysis	9034		1	6 mL	6 mL	826128	03/06/24 14:14	JAS	EET SAV
	Instrument ID:	NoEquip								

Laboratory References:

EET SAV = Eurofins Savannah, 5102 LaRoche Avenue, Savannah, GA 31404, TEL (912)354-7858

Accreditation/Certification Summary

Client: Southern Company
Job ID: 680-247343-1
Project/Site: CCR - Plant Scherer Ash Pond Assessment

Laboratory: Eurofins Savannah

The accreditations/certifications listed below are applicable to this report.

Authority	Program	Identification Number	Expiration Date
Florida	NELAP	E87052	06-30-24
Georgia	State	E87052	06-30-24

Method Summary

Client: Southern Company
Project/Site: CCR - Plant Scherer Ash Pond Assessment

Job ID: 680-247343-1

Method	Method Description	Protocol	Laboratory
300.0-1993 R2.1	Anions, Ion Chromatography	MCAWW	EET SAV
6020B	Metals (ICP/MS)	SW846	EET SAV
7470A	Mercury (CVAA)	SW846	EET SAV
2320B-2011	Alkalinity, Total	SM	EET SAV
2540C-2011	Total Dissolved Solids (Dried at 180 °C)	SM	EET SAV
9034	Sulfide, Acid Soluble and Insoluble (Titrimetric)	SW846	EET SAV
3005A	Preparation, Total Recoverable or Dissolved Metals	SW846	EET SAV
7470A	Preparation, Mercury	SW846	EET SAV
9030B	Sulfide, Distillation (Acid Soluble and Insoluble)	SW846	EET SAV

Protocol References:

MCAWW = "Methods For Chemical Analysis Of Water And Wastes", EPA-600/4-79-020, March 1983 And Subsequent Revisions.

SM = "Standard Methods For The Examination Of Water And Wastewater"

SW846 = "Test Methods For Evaluating Solid Waste, Physical/Chemical Methods", Third Edition, November 1986 And Its Updates.

Laboratory References:

EET SAV = Eurofins Savannah, 5102 LaRoche Avenue, Savannah, GA 31404, TEL (912)354-7858

Eurofins Savannah
5102 LaRoche Avenue
Savannah, GA 31404
Phone (912) 354-7858 Phone (912) 352-0165

Chain of Custody Record

eurofins | Environment Testing

Client Information	Sampler(s): Mark Mann	Lab PM / Phone: David Fuller / 770-344-8986	Carrier Tracking No(s):	COC No:
Client Contact: Joju Abraham	Site-Project Manager / Phone: Dawn Prell / 248-536-5445	E-Mail: David.Fuller@et.eurofinsus.com	State of Origin: GA	Page: Page 1 of 1
Company: Southern Company				Job #:
Address: 241 Ralph McGill Blvd SE B10185	Due Date Requested:			
City: Atlanta	TAT Requested (business days): 2 weeks			
State, Zip: GA, 30308	Compliance Project: Δ Yes Δ No			
Phone:	Lab Project #: (DO NOT REMOVE) 68027798			
Email: JAbraham@southernco.com	Lab PO #: GPC82130-0003 / PO Line #1			
Project Name: CCR - Plant Scherer Ash Pond Assessment	Project #:			
Site:				

Analysis Requested

Preservation Codes:
A - HCL, B - NaOH, C - Zn Acetate, D - Nitric Acid, E - NaHSO4, F - MeOH, G - Amchlor, H - Ascorbic Acid, I - Ice, J - DI Water, K - EDTA, L - EDA
M - Hexane, N - None, O - AsNaO2, P - Na2O4S, Q - Na2SO3, R - Na2S2O3, S - H2SO4, T - TSP Dodecahydrate, U - Acetone, V - MCAA, W - pH 4-5, Y - Trizma, Z - other (specify)
Other:

Task_Code: SCH-CCR-ASSMT-2024S1

Special Instructions/Notes:

Sample Identification	Sample Date	Sample Time	Sample Type (C=comp, G=grab)	Matrix (W=water, S=solid, O=waste/oil, BT=Tissue, A=Air)	Field Filtered Sample (Yes or No)	Perform MS/MSD (Yes or No)	300_ORGFM_28D - Chloride, Fluoride, Sulfate	2540C - Solids, Total Dissolved (TDS)	6020B - App III and IV w/ Fe, Mg, Mn, Na, K	7470A - App IV Mercury	9034 - Sulfide	2320B - Alkalinity, Total, Carb/Bicarb	9315_Ra226 - Radium 226	9320_Ra228 - Radium 228	Ra226Ra228_GFPC - Combined Radium 226 and 228					Total Number of containers
			Preservation Code:				N	N	D	D	CB	N	D	D	D					
SCH-PZ-14S	2/28/24	12:41	G	WG	N	N	X	X	X	X	X	X	X	X	X					8

680-247343 Chain of Custody

Possible Hazard Identification
☐ *Non-Hazard* ☐ *Flammable* ☐ *Skin Irritant* ☐ *Poison B* ☐ *Unknown* ☐ *Radiological*

Sample Disposal (A fee may be assessed if samples are retained longer than 1 month)
☐ *Return To Client* ☐ *Disposal By Lab* ☐ *Archive For* _____ *Months*

Deliverable Requested: I, II, III, IV, Other (specify)

Special Instructions/QC Requirements:

Empty Kit Relinquished by:	Date:	Time:	Method of Shipment:

Relinquished by:	Date/Time:	Company	Received by:	Date/Time:	Company
MARK MANN	02/29/24 0820	WSP	E Cook	2/29/24 8:20	
Relinquished by:	Date/Time:	Company	Received by:	Date/Time: 2/29/24 1214	Company
Relinquished by:	Date/Time:	Company	Received by:	Date/Time: 2.1/2.1	Company

Custody Seals Intact: Δ Yes Δ No | Custody Seal No.: | Cooler Temperature(s) °C and Other Remarks:

Ver: 01/16/2019

3/13/2024

Login Sample Receipt Checklist

Client: Southern Company

Job Number: 680-247343-1

Login Number: 247343

List Source: Eurofins Savannah

List Number: 1

Creator: Johnson, Corey M

Question	Answer	Comment
Radioactivity wasn't checked or is </= background as measured by a survey meter.	N/A	
The cooler's custody seal, if present, is intact.	True	
Sample custody seals, if present, are intact.	True	
The cooler or samples do not appear to have been compromised or tampered with.	True	
Samples were received on ice.	True	
Cooler Temperature is acceptable.	True	
Cooler Temperature is recorded.	True	
COC is present.	True	
COC is filled out in ink and legible.	True	
COC is filled out with all pertinent information.	True	
Is the Field Sampler's name present on COC?	True	
There are no discrepancies between the containers received and the COC.	True	
Samples are received within Holding Time (excluding tests with immediate HTs)	True	
Sample containers have legible labels.	True	
Containers are not broken or leaking.	True	
Sample collection date/times are provided.	True	
Appropriate sample containers are used.	True	
Sample bottles are completely filled.	True	
Sample Preservation Verified.	N/A	
There is sufficient vol. for all requested analyses, incl. any requested MS/MSDs	True	
Containers requiring zero headspace have no headspace or bubble is <6mm (1/4").	N/A	
Multiphasic samples are not present.	True	
Samples do not require splitting or compositing.	True	
Residual Chlorine Checked.	N/A	

eurofins | Environment Testing

ANALYTICAL REPORT

PREPARED FOR

Attn: Joju Abraham
Southern Company
241 Ralph McGill Blvd SE
B10185
Atlanta, Georgia 30308

Generated 3/18/2024 3:02:12 PM

JOB DESCRIPTION

CCR - Plant Scherer Additional PZ

JOB NUMBER

680-247344-1

Eurofins Savannah
5102 LaRoche Avenue
Savannah GA 31404

See page two for job notes and contact information.

my EOL

Eurofins Savannah

Job Notes

This report may not be reproduced except in full, and with written approval from the laboratory. The results relate only to the samples tested. For questions please contact the Project Manager at the e-mail address or telephone number listed on this page.

The test results in this report relate only to the samples as received by the laboratory and will meet all requirements of the methodology, with any exceptions noted. This report shall not be reproduced except in full, without the express written approval of the laboratory. All questions should be directed to the Eurofins Environment Testing Southeast, LLC Project Manager.

Authorization

Generated
3/18/2024 3:02:12 PM

Authorized for release by
David Fuller, Project Manager
David.Fuller@et.eurofinsus.com
(770)344-8986

Definitions/Glossary

Client: Southern Company
Job ID: 680-247344-1
Project/Site: CCR - Plant Scherer Additional PZ

Qualifiers

HPLC/IC

Qualifier	Qualifier Description
4	MS, MSD: The analyte present in the original sample is greater than 4 times the matrix spike concentration; therefore, control limits are not applicable.
E	Result exceeded calibration range.
F1	MS and/or MSD recovery exceeds control limits.
J	Result is less than the RL but greater than or equal to the MDL and the concentration is an approximate value.

Metals

Qualifier	Qualifier Description
4	MS, MSD: The analyte present in the original sample is greater than 4 times the matrix spike concentration; therefore, control limits are not applicable.
F1	MS and/or MSD recovery exceeds control limits.
J	Result is less than the RL but greater than or equal to the MDL and the concentration is an approximate value.

General Chemistry

Qualifier	Qualifier Description
J	Result is less than the RL but greater than or equal to the MDL and the concentration is an approximate value.

Glossary

Abbreviation	These commonly used abbreviations may or may not be present in this report.
¤	Listed under the "D" column to designate that the result is reported on a dry weight basis
%R	Percent Recovery
CFL	Contains Free Liquid
CFU	Colony Forming Unit
CNF	Contains No Free Liquid
DER	Duplicate Error Ratio (normalized absolute difference)
Dil Fac	Dilution Factor
DL	Detection Limit (DoD/DOE)
DL, RA, RE, IN	Indicates a Dilution, Re-analysis, Re-extraction, or additional Initial metals/anion analysis of the sample
DLC	Decision Level Concentration (Radiochemistry)
EDL	Estimated Detection Limit (Dioxin)
LOD	Limit of Detection (DoD/DOE)
LOQ	Limit of Quantitation (DoD/DOE)
MCL	EPA recommended "Maximum Contaminant Level"
MDA	Minimum Detectable Activity (Radiochemistry)
MDC	Minimum Detectable Concentration (Radiochemistry)
MDL	Method Detection Limit
ML	Minimum Level (Dioxin)
MPN	Most Probable Number
MQL	Method Quantitation Limit
NC	Not Calculated
ND	Not Detected at the reporting limit (or MDL or EDL if shown)
NEG	Negative / Absent
POS	Positive / Present
PQL	Practical Quantitation Limit
PRES	Presumptive
QC	Quality Control
RER	Relative Error Ratio (Radiochemistry)
RL	Reporting Limit or Requested Limit (Radiochemistry)
RPD	Relative Percent Difference, a measure of the relative difference between two points
TEF	Toxicity Equivalent Factor (Dioxin)
TEQ	Toxicity Equivalent Quotient (Dioxin)
TNTC	Too Numerous To Count

Sample Summary

Client: Southern Company
Project/Site: CCR - Plant Scherer Additional PZ

Job ID: 680-247344-1

Lab Sample ID	Client Sample ID	Matrix	Collected	Received
680-247344-1	SCH-PZ-25S	Water	02/28/24 09:09	02/29/24 12:14
680-247344-2	SCH-PZ-25I	Water	02/28/24 10:51	02/29/24 12:14

Job Narrative
680-247344-1

Analytical test results meet all requirements of the associated regulatory program listed on the Accreditation/Certification Summary Page unless otherwise noted under the individual analysis. Data qualifiers are applied to indicate exceptions. Noncompliant quality control (QC) is further explained in narrative comments.

- Matrix QC may not be reported if insufficient sample or site-specific QC samples were not submitted. In these situations, to demonstrate precision and accuracy at a batch level, a LCS/LCSD may be performed, unless otherwise specified in the method.
- Surrogate and/or isotope dilution analyte recoveries (if applicable) which are outside of the QC window are confirmed unless attributed to a dilution or otherwise noted in the narrative.

Receipt
The samples were received on 2/29/2024 12:14 PM. Unless otherwise noted below, the samples arrived in good condition, and, where required, properly preserved and on ice. The temperature of the cooler at receipt time was 1.8°C.

HPLC/IC
Method 300_ORGFM_28D: The matrix spike / matrix spike duplicate (MS/MSD) recoveries for analytical batch 680-826973 were outside control limits for one or more analytes. See QC Sample Results for detail. Sample matrix interference and/or non-homogeneity are suspected because the associated laboratory control sample (LCS) recovery is within acceptance limits.

No additional analytical or quality issues were noted, other than those described above or in the Definitions/ Glossary page.

Metals
No additional analytical or quality issues were noted, other than those described above or in the Definitions/ Glossary page.

General Chemistry
Method 2540C: A lesser volume of sample was used for the following samples due to the nature of the sample matrix resulting in elevated reporting limits: SCH-PZ-25I (680-247344-2),

No additional analytical or quality issues were noted, other than those described above or in the Definitions/ Glossary page.

Client Sample Results

Client: Southern Company
Project/Site: CCR - Plant Scherer Additional PZ

Job ID: 680-247344-1

Client Sample ID: SCH-PZ-25S

Lab Sample ID: 680-247344-1
Matrix: Water
Date Collected: 02/28/24 09:09
Date Received: 02/29/24 12:14

Method: MCAWW 300.0-1993 R2.1 - Anions, Ion Chromatography

Analyte	Result	Qualifier	RL	MDL	Unit	D	Prepared	Analyzed	Dil Fac
Chloride	**4.2**		1.0	0.20	mg/L			03/12/24 03:51	1
Fluoride	**0.051**	**J**	0.10	0.040	mg/L			03/12/24 03:51	1
Sulfate	**0.96**	**J**	1.0	0.40	mg/L			03/12/24 03:51	1

Method: SW846 6020B - Metals (ICP/MS) - Total Recoverable

Analyte	Result	Qualifier	RL	MDL	Unit	D	Prepared	Analyzed	Dil Fac
Antimony	<0.00034		0.0020	0.00034	mg/L		03/01/24 09:42	03/02/24 16:49	1
Arsenic	<0.00086		0.0010	0.00086	mg/L		03/01/24 09:42	03/02/24 16:49	1
Barium	**0.021**		0.010	0.00089	mg/L		03/01/24 09:42	03/02/24 16:49	1
Beryllium	<0.00020		0.0025	0.00020	mg/L		03/01/24 09:42	03/02/24 16:49	1
Boron	**0.045**	**J**	0.080	0.022	mg/L		03/01/24 09:42	03/02/24 16:49	1
Cadmium	<0.000078		0.0025	0.000078	mg/L		03/01/24 09:42	03/02/24 16:49	1
Calcium	**0.69**		0.50	0.14	mg/L		03/01/24 09:42	03/02/24 16:49	1
Chromium	**0.0028**		0.0020	0.0012	mg/L		03/01/24 09:42	03/02/24 16:49	1
Cobalt	**0.022**		0.0025	0.00022	mg/L		03/01/24 09:42	03/02/24 16:49	1
Lead	<0.00021		0.0010	0.00021	mg/L		03/01/24 09:42	03/02/24 16:49	1
Lithium	**0.0040**	**J**	0.0050	0.0020	mg/L		03/01/24 09:42	03/02/24 16:49	1
Magnesium	**0.38**	**J**	0.50	0.023	mg/L		03/01/24 09:42	03/02/24 16:49	1
Molybdenum	<0.00086		0.015	0.00086	mg/L		03/01/24 09:42	03/02/24 16:49	1
Potassium	**0.097**	**J**	0.50	0.044	mg/L		03/01/24 09:42	03/02/24 16:49	1
Selenium	<0.00099		0.0050	0.00099	mg/L		03/01/24 09:42	03/02/24 16:49	1
Sodium	**3.2**		0.50	0.20	mg/L		03/01/24 09:42	03/02/24 16:49	1
Thallium	<0.00026		0.0010	0.00026	mg/L		03/01/24 09:42	03/02/24 16:49	1

Method: SW846 7470A - Mercury (CVAA)

Analyte	Result	Qualifier	RL	MDL	Unit	D	Prepared	Analyzed	Dil Fac
Mercury	<0.000080		0.00020	0.000080	mg/L		03/05/24 10:40	03/05/24 15:15	1

General Chemistry

Analyte	Result	Qualifier	RL	MDL	Unit	D	Prepared	Analyzed	Dil Fac
Total Alkalinity as CaCO3 to pH 4.5 (SM 2320B-2011)	**3.7**	**J**	5.0	2.2	mg/L			03/04/24 19:44	1
Bicarbonate Alkalinity as CaCO3 (SM 2320B-2011)	<5.0		5.0	5.0	mg/L			03/04/24 19:44	1
Carbonate Alkalinity as CaCO3 (SM 2320B-2011)	<5.0		5.0	5.0	mg/L			03/04/24 19:44	1
Total Dissolved Solids (SM 2540C-2011)	**27**		10	10	mg/L			03/05/24 15:10	1

Client Sample ID: SCH-PZ-25I

Lab Sample ID: 680-247344-2
Matrix: Water
Date Collected: 02/28/24 10:51
Date Received: 02/29/24 12:14

Method: MCAWW 300.0-1993 R2.1 - Anions, Ion Chromatography

Analyte	Result	Qualifier	RL	MDL	Unit	D	Prepared	Analyzed	Dil Fac
Chloride	**5.1**	**F1**	1.0	0.20	mg/L			03/16/24 06:42	1
Fluoride	<0.040	F1	0.10	0.040	mg/L			03/16/24 06:42	1
Sulfate	**0.55**	**J F1**	1.0	0.40	mg/L			03/16/24 06:42	1

Method: SW846 6020B - Metals (ICP/MS) - Total Recoverable

Analyte	Result	Qualifier	RL	MDL	Unit	D	Prepared	Analyzed	Dil Fac
Boron	**0.17**		0.080	0.022	mg/L		03/01/24 09:42	03/02/24 16:44	1

Client Sample Results

Client: Southern Company
Project/Site: CCR - Plant Scherer Additional PZ

Job ID: 680-247344-1

Client Sample ID: SCH-PZ-25I

Date Collected: 02/28/24 10:51
Date Received: 02/29/24 12:14

Lab Sample ID: 680-247344-2

Matrix: Water

Method: SW846 6020B - Metals (ICP/MS) - Total Recoverable (Continued)

Analyte	Result	Qualifier	RL	MDL	Unit	D	Prepared	Analyzed	Dil Fac
Calcium	27		0.50	0.14	mg/L		03/01/24 09:42	03/02/24 16:44	1
Cobalt	0.00093	J	0.0025	0.00022	mg/L		03/01/24 09:42	03/02/24 16:44	1
Magnesium	16		0.50	0.023	mg/L		03/01/24 09:42	03/02/24 16:44	1
Potassium	0.98		0.50	0.044	mg/L		03/01/24 09:42	03/02/24 16:44	1
Sodium	5.5		0.50	0.20	mg/L		03/01/24 09:42	03/02/24 16:44	1

General Chemistry

Analyte	Result	Qualifier	RL	MDL	Unit	D	Prepared	Analyzed	Dil Fac
Total Alkalinity as CaCO3 to pH 4.5 (SM 2320B-2011)	130		5.0	2.2	mg/L			03/04/24 19:38	1
Bicarbonate Alkalinity as CaCO3 (SM 2320B-2011)	130		5.0	5.0	mg/L			03/04/24 19:38	1
Carbonate Alkalinity as CaCO3 (SM 2320B-2011)	<5.0		5.0	5.0	mg/L			03/04/24 19:38	1
Total Dissolved Solids (SM 2540C-2011)	150		40	40	mg/L			03/05/24 15:10	1

QC Sample Results

Client: Southern Company
Project/Site: CCR - Plant Scherer Additional PZ

Job ID: 680-247344-1

Method: 300.0-1993 R2.1 - Anions, Ion Chromatography

Lab Sample ID: MB 680-826973/130 — **Client Sample ID: Method Blank**
Matrix: Water — **Prep Type: Total/NA**
Analysis Batch: 826973

Analyte	MB Result	MB Qualifier	RL	MDL	Unit	D	Prepared	Analyzed	Dil Fac
Chloride	<0.20		1.0	0.20	mg/L			03/12/24 02:20	1
Fluoride	<0.040		0.10	0.040	mg/L			03/12/24 02:20	1
Sulfate	<0.40		1.0	0.40	mg/L			03/12/24 02:20	1

Lab Sample ID: LCS 680-826973/131 — **Client Sample ID: Lab Control Sample**
Matrix: Water — **Prep Type: Total/NA**
Analysis Batch: 826973

Analyte	Spike Added	LCS Result	LCS Qualifier	Unit	D	%Rec	%Rec Limits
Chloride	10.0	9.76		mg/L		98	90 - 110
Fluoride	2.00	2.02		mg/L		101	90 - 110
Sulfate	10.0	9.80		mg/L		98	90 - 110

Lab Sample ID: LCSD 680-826973/132 — **Client Sample ID: Lab Control Sample Dup**
Matrix: Water — **Prep Type: Total/NA**
Analysis Batch: 826973

Analyte	Spike Added	LCSD Result	LCSD Qualifier	Unit	D	%Rec	%Rec Limits	RPD	RPD Limit
Chloride	10.0	9.70		mg/L		97	90 - 110	1	15
Fluoride	2.00	2.00		mg/L		100	90 - 110	1	15
Sulfate	10.0	9.72		mg/L		97	90 - 110	1	15

Lab Sample ID: 680-247338-G-6 MS — **Client Sample ID: Matrix Spike**
Matrix: Water — **Prep Type: Total/NA**
Analysis Batch: 826973

Analyte	Sample Result	Sample Qualifier	Spike Added	MS Result	MS Qualifier	Unit	D	%Rec	%Rec Limits
Chloride	7.6		5.00	12.5		mg/L		100	80 - 120
Fluoride	<0.040		1.00	0.952		mg/L		95	80 - 120
Sulfate	180	E	5.00	184	E 4	mg/L		95	80 - 120

Lab Sample ID: 680-247338-G-6 MSD — **Client Sample ID: Matrix Spike Duplicate**
Matrix: Water — **Prep Type: Total/NA**
Analysis Batch: 826973

Analyte	Sample Result	Sample Qualifier	Spike Added	MSD Result	MSD Qualifier	Unit	D	%Rec	%Rec Limits	RPD	RPD Limit
Chloride	7.6		5.00	12.5		mg/L		99	80 - 120	0	15
Fluoride	<0.040		1.00	0.952		mg/L		95	80 - 120	0	15
Sulfate	180	E	5.00	183	E 4	mg/L		72	80 - 120	1	15

Lab Sample ID: MB 680-827910/132 — **Client Sample ID: Method Blank**
Matrix: Water — **Prep Type: Total/NA**
Analysis Batch: 827910

Analyte	MB Result	MB Qualifier	RL	MDL	Unit	D	Prepared	Analyzed	Dil Fac
Chloride	<0.20		1.0	0.20	mg/L			03/16/24 06:23	1
Fluoride	<0.040		0.10	0.040	mg/L			03/16/24 06:23	1
Sulfate	<0.40		1.0	0.40	mg/L			03/16/24 06:23	1

Method: 300.0-1993 R2.1 - Anions, Ion Chromatography (Continued)

Lab Sample ID: LCS 680-827910/133
Matrix: Water
Analysis Batch: 827910

Client Sample ID: Lab Control Sample
Prep Type: Total/NA

Analyte			Spike Added	LCS Result	LCS Qualifier	Unit	D	%Rec	%Rec Limits		
Chloride			10.0	9.92		mg/L		99	90 - 110		
Fluoride			2.00	2.17		mg/L		109	90 - 110		
Sulfate			10.0	9.51		mg/L		95	90 - 110		

Lab Sample ID: LCSD 680-827910/134
Matrix: Water
Analysis Batch: 827910

Client Sample ID: Lab Control Sample Dup
Prep Type: Total/NA

Analyte			Spike Added	LCSD Result	LCSD Qualifier	Unit	D	%Rec	%Rec Limits	RPD	RPD Limit
Chloride			10.0	9.96		mg/L		100	90 - 110	0	15
Fluoride			2.00	2.16		mg/L		108	90 - 110	0	15
Sulfate			10.0	9.48		mg/L		95	90 - 110	0	15

Lab Sample ID: 680-247344-2 MS
Matrix: Water
Analysis Batch: 827910

Client Sample ID: SCH-PZ-25I
Prep Type: Total/NA

Analyte	Sample Result	Sample Qualifier	Spike Added	MS Result	MS Qualifier	Unit	D	%Rec	%Rec Limits		
Chloride	5.1	F1	10.0	14.8		mg/L		97	80 - 120		
Fluoride	<0.040	F1	2.00	1.99		mg/L		99	80 - 120		
Sulfate	0.55	J F1	10.0	9.53		mg/L		90	80 - 120		

Lab Sample ID: 680-247344-2 MSD
Matrix: Water
Analysis Batch: 827910

Client Sample ID: SCH-PZ-25I
Prep Type: Total/NA

Analyte	Sample Result	Sample Qualifier	Spike Added	MSD Result	MSD Qualifier	Unit	D	%Rec	%Rec Limits	RPD	RPD Limit
Chloride	5.1	F1	10.0	14.8		mg/L		97	80 - 120	0	15
Fluoride	<0.040	F1	2.00	1.99		mg/L		100	80 - 120	0	15
Sulfate	0.55	J F1	10.0	9.52		mg/L		90	80 - 120	0	15

Method: 6020B - Metals (ICP/MS)

Lab Sample ID: MB 680-825332/1-A
Matrix: Water
Analysis Batch: 825609

Client Sample ID: Method Blank
Prep Type: Total Recoverable
Prep Batch: 825332

Analyte	MB Result	MB Qualifier	RL	MDL	Unit	D	Prepared	Analyzed	Dil Fac
Antimony	<0.00034		0.0020	0.00034	mg/L		03/01/24 09:42	03/02/24 15:49	1
Arsenic	<0.00086		0.0010	0.00086	mg/L		03/01/24 09:42	03/02/24 15:49	1
Barium	<0.00089		0.010	0.00089	mg/L		03/01/24 09:42	03/02/24 15:49	1
Beryllium	<0.00020		0.0025	0.00020	mg/L		03/01/24 09:42	03/02/24 15:49	1
Boron	<0.022		0.080	0.022	mg/L		03/01/24 09:42	03/02/24 15:49	1
Cadmium	<0.000078		0.0025	0.000078	mg/L		03/01/24 09:42	03/02/24 15:49	1
Calcium	<0.14		0.50	0.14	mg/L		03/01/24 09:42	03/02/24 15:49	1
Chromium	<0.0012		0.0020	0.0012	mg/L		03/01/24 09:42	03/02/24 15:49	1
Cobalt	<0.00022		0.0025	0.00022	mg/L		03/01/24 09:42	03/02/24 15:49	1
Lead	<0.00021		0.0010	0.00021	mg/L		03/01/24 09:42	03/02/24 15:49	1
Lithium	<0.0020		0.0050	0.0020	mg/L		03/01/24 09:42	03/02/24 15:49	1
Magnesium	<0.023		0.50	0.023	mg/L		03/01/24 09:42	03/02/24 15:49	1

Method: 6020B - Metals (ICP/MS) (Continued)

Lab Sample ID: MB 680-825332/1-A
Matrix: Water
Analysis Batch: 825609

Client Sample ID: Method Blank
Prep Type: Total Recoverable
Prep Batch: 825332

Analyte	MB Result	MB Qualifier	RL	MDL	Unit	D	Prepared	Analyzed	Dil Fac
Molybdenum	<0.00086		0.0050	0.00086	mg/L		03/01/24 09:42	03/02/24 15:49	1
Potassium	<0.044		0.50	0.044	mg/L		03/01/24 09:42	03/02/24 15:49	1
Selenium	<0.00099		0.0050	0.00099	mg/L		03/01/24 09:42	03/02/24 15:49	1
Sodium	<0.20		0.50	0.20	mg/L		03/01/24 09:42	03/02/24 15:49	1
Thallium	<0.00026		0.0010	0.00026	mg/L		03/01/24 09:42	03/02/24 15:49	1

Lab Sample ID: LCS 680-825332/2-A
Matrix: Water
Analysis Batch: 825609

Client Sample ID: Lab Control Sample
Prep Type: Total Recoverable
Prep Batch: 825332

Analyte	Spike Added	LCS Result	LCS Qualifier	Unit	D	%Rec	%Rec Limits
Antimony	0.0500	0.0522		mg/L		104	80 - 120
Arsenic	0.100	0.100		mg/L		100	80 - 120
Barium	0.100	0.102		mg/L		102	80 - 120
Beryllium	0.0500	0.0540		mg/L		108	80 - 120
Boron	0.400	0.406		mg/L		102	80 - 120
Cadmium	0.0500	0.0522		mg/L		104	80 - 120
Calcium	5.00	5.11		mg/L		102	80 - 120
Chromium	0.100	0.104		mg/L		103	80 - 120
Cobalt	0.0500	0.0539		mg/L		108	80 - 120
Lead	0.500	0.489		mg/L		98	80 - 120
Lithium	0.500	0.499		mg/L		100	80 - 120
Magnesium	5.00	5.02		mg/L		100	80 - 120
Molybdenum	0.100	0.102		mg/L		102	80 - 120
Potassium	7.00	6.95		mg/L		99	80 - 120
Selenium	0.100	0.0971		mg/L		97	80 - 120
Sodium	5.03	5.01		mg/L		100	80 - 120
Thallium	0.0500	0.0522		mg/L		104	80 - 120

Lab Sample ID: 680-247326-A-3-F MS
Matrix: Water
Analysis Batch: 825609

Client Sample ID: Matrix Spike
Prep Type: Total Recoverable
Prep Batch: 825332

Analyte	Sample Result	Sample Qualifier	Spike Added	MS Result	MS Qualifier	Unit	D	%Rec	%Rec Limits
Antimony	<0.00034		0.0500	0.0519		mg/L		104	75 - 125
Arsenic	0.0017		0.100	0.101		mg/L		99	75 - 125
Barium	0.050		0.100	0.154		mg/L		104	75 - 125
Beryllium	<0.00020		0.0500	0.0556		mg/L		111	75 - 125
Boron	0.13		0.400	0.513		mg/L		97	75 - 125
Cadmium	<0.000078		0.0500	0.0521		mg/L		104	75 - 125
Calcium	34		5.00	41.2	4	mg/L		143	75 - 125
Chromium	0.0013	J	0.100	0.104		mg/L		103	75 - 125
Cobalt	0.00043	J	0.0500	0.0540		mg/L		107	75 - 125
Lead	0.0045		0.500	0.490		mg/L		97	75 - 125
Lithium	0.0039	J	0.500	0.494		mg/L		98	75 - 125
Magnesium	5.6		5.00	10.9		mg/L		107	75 - 125
Molybdenum	<0.00086		0.100	0.103		mg/L		103	75 - 125
Potassium	3.6		7.00	11.0		mg/L		105	75 - 125
Selenium	<0.00099		0.100	0.0957		mg/L		96	75 - 125

Method: 6020B - Metals (ICP/MS) (Continued)

Lab Sample ID: 680-247326-A-3-F MS — **Client Sample ID: Matrix Spike**
Matrix: Water — **Prep Type: Total Recoverable**
Analysis Batch: 825609 — **Prep Batch: 825332**

Analyte	Sample Result	Sample Qualifier	Spike Added	MS Result	MS Qualifier	Unit	D	%Rec	%Rec Limits
Sodium	16		5.03	21.8		mg/L		116	75 - 125
Thallium	<0.00026		0.0500	0.0530		mg/L		106	75 - 125

Lab Sample ID: 680-247326-A-3-G MSD — **Client Sample ID: Matrix Spike Duplicate**
Matrix: Water — **Prep Type: Total Recoverable**
Analysis Batch: 825609 — **Prep Batch: 825332**

Analyte	Sample Result	Sample Qualifier	Spike Added	MSD Result	MSD Qualifier	Unit	D	%Rec	%Rec Limits	RPD	RPD Limit
Antimony	<0.00034		0.0500	0.0509		mg/L		102	75 - 125	2	20
Arsenic	0.0017		0.100	0.0966		mg/L		95	75 - 125	4	20
Barium	0.050		0.100	0.152		mg/L		101	75 - 125	2	20
Beryllium	<0.00020		0.0500	0.0533		mg/L		107	75 - 125	4	20
Boron	0.13		0.400	0.525		mg/L		100	75 - 125	2	20
Cadmium	<0.000078		0.0500	0.0508		mg/L		102	75 - 125	3	20
Calcium	34		5.00	40.9	4	mg/L		137	75 - 125	1	20
Chromium	0.0013	J	0.100	0.100		mg/L		98	75 - 125	4	20
Cobalt	0.00043	J	0.0500	0.0519		mg/L		103	75 - 125	4	20
Lead	0.0045		0.500	0.477		mg/L		94	75 - 125	3	20
Lithium	0.0039	J	0.500	0.491		mg/L		97	75 - 125	1	20
Magnesium	5.6		5.00	10.5		mg/L		100	75 - 125	4	20
Molybdenum	<0.00086		0.100	0.0995		mg/L		100	75 - 125	4	20
Potassium	3.6		7.00	10.9		mg/L		105	75 - 125	1	20
Selenium	<0.00099		0.100	0.0918		mg/L		92	75 - 125	4	20
Sodium	16		5.03	21.2		mg/L		105	75 - 125	3	20
Thallium	<0.00026		0.0500	0.0514		mg/L		103	75 - 125	3	20

Method: 7470A - Mercury (CVAA)

Lab Sample ID: MB 680-825841/1-A — **Client Sample ID: Method Blank**
Matrix: Water — **Prep Type: Total/NA**
Analysis Batch: 825982 — **Prep Batch: 825841**

Analyte	MB Result	MB Qualifier	RL	MDL	Unit	D	Prepared	Analyzed	Dil Fac
Mercury	<0.000080		0.00020	0.000080	mg/L		03/05/24 10:40	03/05/24 14:58	1

Lab Sample ID: LCS 680-825841/2-A — **Client Sample ID: Lab Control Sample**
Matrix: Water — **Prep Type: Total/NA**
Analysis Batch: 825982 — **Prep Batch: 825841**

Analyte	Spike Added	LCS Result	LCS Qualifier	Unit	D	%Rec	%Rec Limits
Mercury	0.00250	0.00257		mg/L		103	80 - 120

Lab Sample ID: 680-247185-E-2-D MS — **Client Sample ID: Matrix Spike**
Matrix: Water — **Prep Type: Total/NA**
Analysis Batch: 825982 — **Prep Batch: 825841**

Analyte	Sample Result	Sample Qualifier	Spike Added	MS Result	MS Qualifier	Unit	D	%Rec	%Rec Limits
Mercury	<0.000080	F1	0.00100	0.000263	F1	mg/L		26	80 - 120

Method: 7470A - Mercury (CVAA) (Continued)

Lab Sample ID: 680-247185-E-2-E MSD — **Client Sample ID: Matrix Spike Duplicate**
Matrix: Water — **Prep Type: Total/NA**
Analysis Batch: 825982 — **Prep Batch: 825841**

Analyte	Sample Result	Sample Qualifier	Spike Added	MSD Result	MSD Qualifier	Unit	D	%Rec	%Rec Limits	RPD	RPD Limit
Mercury	<0.000080	F1	0.00100	0.000291	F1	mg/L		29	80 - 120	10	20

Method: 2320B-2011 - Alkalinity, Total

Lab Sample ID: MB 680-825906/4 — **Client Sample ID: Method Blank**
Matrix: Water — **Prep Type: Total/NA**
Analysis Batch: 825906

Analyte	MB Result	MB Qualifier	RL	MDL	Unit	D	Prepared	Analyzed	Dil Fac
Total Alkalinity as CaCO3 to pH 4.5	<2.2		5.0	2.2	mg/L			03/04/24 17:10	1
Bicarbonate Alkalinity as CaCO3	<5.0		5.0	5.0	mg/L			03/04/24 17:10	1
Carbonate Alkalinity as CaCO3	<5.0		5.0	5.0	mg/L			03/04/24 17:10	1

Lab Sample ID: LCS 680-825906/6 — **Client Sample ID: Lab Control Sample**
Matrix: Water — **Prep Type: Total/NA**
Analysis Batch: 825906

Analyte	Spike Added	LCS Result	LCS Qualifier	Unit	D	%Rec	%Rec Limits
Total Alkalinity as CaCO3 to pH 4.5	250	248		mg/L		99	90 - 112

Lab Sample ID: LCSD 680-825906/31 — **Client Sample ID: Lab Control Sample Dup**
Matrix: Water — **Prep Type: Total/NA**
Analysis Batch: 825906

Analyte	Spike Added	LCSD Result	LCSD Qualifier	Unit	D	%Rec	%Rec Limits	RPD	RPD Limit
Total Alkalinity as CaCO3 to pH 4.5	250	250		mg/L		100	90 - 112	0	30

Lab Sample ID: 680-247338-F-11 DU — **Client Sample ID: Duplicate**
Matrix: Water — **Prep Type: Total/NA**
Analysis Batch: 825906

Analyte	Sample Result	Sample Qualifier	DU Result	DU Qualifier	Unit	D	RPD	RPD Limit
Total Alkalinity as CaCO3 to pH 4.5	3.5	J	<2.2		mg/L		NC	30
Bicarbonate Alkalinity as CaCO3	<5.0		<5.0		mg/L		NC	30
Carbonate Alkalinity as CaCO3	<5.0		<5.0		mg/L		NC	30

Method: 2540C-2011 - Total Dissolved Solids (Dried at 180 °C)

Lab Sample ID: MB 680-825918/1 — **Client Sample ID: Method Blank**
Matrix: Water — **Prep Type: Total/NA**
Analysis Batch: 825918

Analyte	MB Result	MB Qualifier	RL	MDL	Unit	D	Prepared	Analyzed	Dil Fac
Total Dissolved Solids	<10		10	10	mg/L			03/05/24 15:10	1

Method: 2540C-2011 - Total Dissolved Solids (Dried at 180 °C) (Continued)

Lab Sample ID: LCS 680-825918/2
Client Sample ID: Lab Control Sample
Matrix: Water
Prep Type: Total/NA
Analysis Batch: 825918

Analyte			Spike Added	LCS Result	LCS Qualifier	Unit	D	%Rec	%Rec Limits		
Total Dissolved Solids			2410	2430		mg/L		101	80 - 120		

Lab Sample ID: LCSD 680-825918/3
Client Sample ID: Lab Control Sample Dup
Matrix: Water
Prep Type: Total/NA
Analysis Batch: 825918

Analyte			Spike Added	LCSD Result	LCSD Qualifier	Unit	D	%Rec	%Rec Limits	RPD	RPD Limit
Total Dissolved Solids			2410	2430		mg/L		101	80 - 120	0	25

Lab Sample ID: 680-247338-A-8 DU
Client Sample ID: Duplicate
Matrix: Water
Prep Type: Total/NA
Analysis Batch: 825918

Analyte	Sample Result	Sample Qualifier		DU Result	DU Qualifier	Unit	D			RPD	RPD Limit
Total Dissolved Solids	850			820		mg/L				3	5

Lab Sample ID: 680-247364-C-1 DU
Client Sample ID: Duplicate
Matrix: Water
Prep Type: Total/NA
Analysis Batch: 825918

Analyte	Sample Result	Sample Qualifier		DU Result	DU Qualifier	Unit	D			RPD	RPD Limit
Total Dissolved Solids	1000			996		mg/L				1	5

QC Association Summary

Client: Southern Company
Project/Site: CCR - Plant Scherer Additional PZ

Job ID: 680-247344-1

HPLC/IC

Analysis Batch: 826973

Lab Sample ID	Client Sample ID	Prep Type	Matrix	Method	Prep Batch
680-247344-1	SCH-PZ-25S	Total/NA	Water	300.0-1993 R2.1	
MB 680-826973/130	Method Blank	Total/NA	Water	300.0-1993 R2.1	
LCS 680-826973/131	Lab Control Sample	Total/NA	Water	300.0-1993 R2.1	
LCSD 680-826973/132	Lab Control Sample Dup	Total/NA	Water	300.0-1993 R2.1	
680-247338-G-6 MS	Matrix Spike	Total/NA	Water	300.0-1993 R2.1	
680-247338-G-6 MSD	Matrix Spike Duplicate	Total/NA	Water	300.0-1993 R2.1	

Analysis Batch: 827910

Lab Sample ID	Client Sample ID	Prep Type	Matrix	Method	Prep Batch
680-247344-2	SCH-PZ-25I	Total/NA	Water	300.0-1993 R2.1	
MB 680-827910/132	Method Blank	Total/NA	Water	300.0-1993 R2.1	
LCS 680-827910/133	Lab Control Sample	Total/NA	Water	300.0-1993 R2.1	
LCSD 680-827910/134	Lab Control Sample Dup	Total/NA	Water	300.0-1993 R2.1	
680-247344-2 MS	SCH-PZ-25I	Total/NA	Water	300.0-1993 R2.1	
680-247344-2 MSD	SCH-PZ-25I	Total/NA	Water	300.0-1993 R2.1	

Metals

Prep Batch: 825332

Lab Sample ID	Client Sample ID	Prep Type	Matrix	Method	Prep Batch
680-247344-1	SCH-PZ-25S	Total Recoverable	Water	3005A	
680-247344-2	SCH-PZ-25I	Total Recoverable	Water	3005A	
MB 680-825332/1-A	Method Blank	Total Recoverable	Water	3005A	
LCS 680-825332/2-A	Lab Control Sample	Total Recoverable	Water	3005A	
680-247326-A-3-F MS	Matrix Spike	Total Recoverable	Water	3005A	
680-247326-A-3-G MSD	Matrix Spike Duplicate	Total Recoverable	Water	3005A	

Analysis Batch: 825609

Lab Sample ID	Client Sample ID	Prep Type	Matrix	Method	Prep Batch
680-247344-1	SCH-PZ-25S	Total Recoverable	Water	6020B	825332
680-247344-2	SCH-PZ-25I	Total Recoverable	Water	6020B	825332
MB 680-825332/1-A	Method Blank	Total Recoverable	Water	6020B	825332
LCS 680-825332/2-A	Lab Control Sample	Total Recoverable	Water	6020B	825332
680-247326-A-3-F MS	Matrix Spike	Total Recoverable	Water	6020B	825332
680-247326-A-3-G MSD	Matrix Spike Duplicate	Total Recoverable	Water	6020B	825332

Prep Batch: 825841

Lab Sample ID	Client Sample ID	Prep Type	Matrix	Method	Prep Batch
680-247344-1	SCH-PZ-25S	Total/NA	Water	7470A	
MB 680-825841/1-A	Method Blank	Total/NA	Water	7470A	
LCS 680-825841/2-A	Lab Control Sample	Total/NA	Water	7470A	
680-247185-E-2-D MS	Matrix Spike	Total/NA	Water	7470A	
680-247185-E-2-E MSD	Matrix Spike Duplicate	Total/NA	Water	7470A	

Analysis Batch: 825982

Lab Sample ID	Client Sample ID	Prep Type	Matrix	Method	Prep Batch
680-247344-1	SCH-PZ-25S	Total/NA	Water	7470A	825841
MB 680-825841/1-A	Method Blank	Total/NA	Water	7470A	825841
LCS 680-825841/2-A	Lab Control Sample	Total/NA	Water	7470A	825841
680-247185-E-2-D MS	Matrix Spike	Total/NA	Water	7470A	825841
680-247185-E-2-E MSD	Matrix Spike Duplicate	Total/NA	Water	7470A	825841

QC Association Summary

Client: Southern Company
Project/Site: CCR - Plant Scherer Additional PZ

Job ID: 680-247344-1

General Chemistry

Analysis Batch: 825906

Lab Sample ID	Client Sample ID	Prep Type	Matrix	Method	Prep Batch
680-247344-1	SCH-PZ-25S	Total/NA	Water	2320B-2011	
680-247344-2	SCH-PZ-25I	Total/NA	Water	2320B-2011	
MB 680-825906/4	Method Blank	Total/NA	Water	2320B-2011	
LCS 680-825906/6	Lab Control Sample	Total/NA	Water	2320B-2011	
LCSD 680-825906/31	Lab Control Sample Dup	Total/NA	Water	2320B-2011	
680-247338-F-11 DU	Duplicate	Total/NA	Water	2320B-2011	

Analysis Batch: 825918

Lab Sample ID	Client Sample ID	Prep Type	Matrix	Method	Prep Batch
680-247344-1	SCH-PZ-25S	Total/NA	Water	2540C-2011	
680-247344-2	SCH-PZ-25I	Total/NA	Water	2540C-2011	
MB 680-825918/1	Method Blank	Total/NA	Water	2540C-2011	
LCS 680-825918/2	Lab Control Sample	Total/NA	Water	2540C-2011	
LCSD 680-825918/3	Lab Control Sample Dup	Total/NA	Water	2540C-2011	
680-247338-A-8 DU	Duplicate	Total/NA	Water	2540C-2011	
680-247364-C-1 DU	Duplicate	Total/NA	Water	2540C-2011	

Lab Chronicle

Client: Southern Company
Project/Site: CCR - Plant Scherer Additional PZ

Job ID: 680-247344-1

Client Sample ID: SCH-PZ-25S

Lab Sample ID: 680-247344-1

Date Collected: 02/28/24 09:09
Matrix: Water
Date Received: 02/29/24 12:14

Prep Type	Batch Type	Batch Method	Run	Dil Factor	Initial Amount	Final Amount	Batch Number	Prepared or Analyzed	Analyst	Lab
Total/NA	Analysis	300.0-1993 R2.1		1	2 mL	2 mL	826973	03/12/24 03:51	GE	EET SAV
	Instrument ID:	CICR								
Total Recoverable	Prep	3005A			25 mL	125 mL	825332	03/01/24 09:42	BCB	EET SAV
Total Recoverable	Analysis	6020B		1			825609	03/02/24 16:49	BWR	EET SAV
	Instrument ID:	ICPMSD								
Total/NA	Prep	7470A			50 mL	50 mL	825841	03/05/24 10:40	BCB	EET SAV
Total/NA	Analysis	7470A		1			825982	03/05/24 15:15	BJB	EET SAV
	Instrument ID:	QuickTrace2								
Total/NA	Analysis	2320B-2011		1			825906	03/04/24 19:44	PG	EET SAV
	Instrument ID:	MANTECH 2								
Total/NA	Analysis	2540C-2011		1	200 mL	200 mL	825918	03/05/24 15:10	PG	EET SAV
	Instrument ID:	NOEQUIP								

Client Sample ID: SCH-PZ-25I

Lab Sample ID: 680-247344-2

Date Collected: 02/28/24 10:51
Matrix: Water
Date Received: 02/29/24 12:14

Prep Type	Batch Type	Batch Method	Run	Dil Factor	Initial Amount	Final Amount	Batch Number	Prepared or Analyzed	Analyst	Lab
Total/NA	Analysis	300.0-1993 R2.1		1	2 mL	2 mL	827910	03/16/24 06:42	GE	EET SAV
	Instrument ID:	CICR								
Total Recoverable	Prep	3005A			25 mL	125 mL	825332	03/01/24 09:42	BCB	EET SAV
Total Recoverable	Analysis	6020B		1			825609	03/02/24 16:44	BWR	EET SAV
	Instrument ID:	ICPMSD								
Total/NA	Analysis	2320B-2011		1			825906	03/04/24 19:38	PG	EET SAV
	Instrument ID:	MANTECH 2								
Total/NA	Analysis	2540C-2011		1	50 mL	200 mL	825918	03/05/24 15:10	PG	EET SAV
	Instrument ID:	NOEQUIP								

Laboratory References:

EET SAV = Eurofins Savannah, 5102 LaRoche Avenue, Savannah, GA 31404, TEL (912)354-7858

Accreditation/Certification Summary

Client: Southern Company
Job ID: 680-247344-1
Project/Site: CCR - Plant Scherer Additional PZ

Laboratory: Eurofins Savannah

The accreditations/certifications listed below are applicable to this report.

Authority	Program	Identification Number	Expiration Date
Florida	NELAP	E87052	06-30-24
Georgia	State	E87052	06-30-24

Method Summary

Client: Southern Company
Project/Site: CCR - Plant Scherer Additional PZ

Job ID: 680-247344-1

Method	Method Description	Protocol	Laboratory
300.0-1993 R2.1	Anions, Ion Chromatography	MCAWW	EET SAV
6020B	Metals (ICP/MS)	SW846	EET SAV
7470A	Mercury (CVAA)	SW846	EET SAV
2320B-2011	Alkalinity, Total	SM	EET SAV
2540C-2011	Total Dissolved Solids (Dried at 180 °C)	SM	EET SAV
3005A	Preparation, Total Recoverable or Dissolved Metals	SW846	EET SAV
7470A	Preparation, Mercury	SW846	EET SAV

Protocol References:

MCAWW = "Methods For Chemical Analysis Of Water And Wastes", EPA-600/4-79-020, March 1983 And Subsequent Revisions.

SM = "Standard Methods For The Examination Of Water And Wastewater"

SW846 = "Test Methods For Evaluating Solid Waste, Physical/Chemical Methods", Third Edition, November 1986 And Its Updates.

Laboratory References:

EET SAV = Eurofins Savannah, 5102 LaRoche Avenue, Savannah, GA 31404, TEL (912)354-7858

Eurofins Savannah
5102 LaRoche Avenue
Savannah, GA 31404
Phone (912) 354-7858 Phone (912) 352-0165

Chain of Custody Record

eurofins | Environment Testing

Client Information	Sampler(s): Mark Mann	Lab PM / Phone: David Fuller / 770-344-8986	Carrier Tracking No(s):	COC No:
Client Contact: Joju Abraham	Site-Project Manager / Phone: Dawn Prell / 248-536-5445	E-Mail: David.Fuller@et.eurofinsus.com	State of Origin: GA	Page: Page 1 of 1
Company: Southern Company				Job #:
Address: 241 Ralph McGill Blvd SE B10185	Due Date Requested:			
City: Atlanta	TAT Requested (days): 2 weeks			
State, Zip: GA, 30308	Compliance Project: Δ Yes Δ No			
Phone:	Lab Project #: (DO NOT REMOVE) 68027798			
Email: JAbraham@southernco.com	Lab PO #: GPC82130-0003 / PO Line #1			
Project Name: CCR - Plant Scherer Additional PZ	Project #:			
Site:				

Analysis Requested

Preservation Codes:
A - HCL, B - NaOH, C - Zn Acetate, D - Nitric Acid, E - NaHSO4, F - MeOH, G - Amchlor, H - Ascorbic Acid, I - Ice, J - DI Water, K - EDTA, L - EDA
M - Hexane, N - None, O - AsNaO2, P - Na2O4S, Q - Na2SO3, R - Na2S2O3, S - H2SO4, T - TSP Dodecahydrate, U - Acetone, V - MCAA, W - pH 4-5, Y - Trizma, Z - other (specify)
Other:

Task_Code: SCH-CCR-ASSMT-2024S1

Special Instructions/Notes:

Sample Identification	Sample Date	Sample Time	Sample Type (C=comp, G=grab)	Matrix (W=water, S=solid, O=waste/oil, BT=Tissue, A=Air)	Field Filtered Sample (Yes or No)	Perform MS/MSD (Yes or No)	300_ORGFM_28D - Chloride, Fluoride, Sulfate	2540C - Solids, Total Dissolved (TDS)	6020B - App III and IV w/ Mg, Na, K	7470A - App IV Mercury	6020B - App III w/ Co, Mg, Na, K	2320B - Alkalinity, Total, Carb/Bicarb	9315_Ra226 - Radium 226	9320_Ra228 - Radium 228	Ra226Ra228_GFPC - Combined Radium 226 and 228	Total Number of containers
			Preservation Code:		X	X	N	N	D	D	D	N	D	D	D	X
SCH-PZ-25S	2/28/24	9:09	G	WG	N	N	X	X	X	X		X	X	X	X	
SCH-PZ-25I	2/28/24	10:51	G	WG	N	N	X	X			X	X				

680-247344 Chain of Custody

Possible Hazard Identification
☐ Non-Hazard ☐ Flammable ☐ Skin Irritant ☐ Poison B ☐ Unknown ☐ Radiological

Sample Disposal (A fee may be assessed if samples are retained longer than 1 month)
☐ Return To Client ☐ Disposal By Lab ☐ Archive For _____ Months

Deliverable Requested: I, II, III, IV, Other (specify)

Special Instructions/QC Requirements:

Empty Kit Relinquished by:	Date:	Time:	Method of Shipment:

Relinquished by:	Date/Time:	Company	Received by:	Date/Time:	Company
MARK MANN / [signature]	02/29/24 0820		E Cook Quantez Cook	2/29/24 8:20	
			[signature]	2/29/24 1214	
			[signature]	1.8/1.6	

Custody Seals Intact: Δ Yes Δ No	Custody Seal No.:	Cooler Temperature(s) °C and Other Remarks:

Ver: 01/16/2019

3/18/2024

Login Sample Receipt Checklist

Client: Southern Company

Job Number: 680-247344-1

Login Number: 247344

List Source: Eurofins Savannah

List Number: 1

Creator: Johnson, Corey M

Question	Answer	Comment
Radioactivity wasn't checked or is </= background as measured by a survey meter.	N/A	
The cooler's custody seal, if present, is intact.	True	
Sample custody seals, if present, are intact.	True	
The cooler or samples do not appear to have been compromised or tampered with.	True	
Samples were received on ice.	True	
Cooler Temperature is acceptable.	True	
Cooler Temperature is recorded.	True	
COC is present.	True	
COC is filled out in ink and legible.	True	
COC is filled out with all pertinent information.	True	
Is the Field Sampler's name present on COC?	True	
There are no discrepancies between the containers received and the COC.	True	
Samples are received within Holding Time (excluding tests with immediate HTs)	True	
Sample containers have legible labels.	True	
Containers are not broken or leaking.	True	
Sample collection date/times are provided.	True	
Appropriate sample containers are used.	True	
Sample bottles are completely filled.	True	
Sample Preservation Verified.	N/A	
There is sufficient vol. for all requested analyses, incl. any requested MS/MSDs	True	
Containers requiring zero headspace have no headspace or bubble is <6mm (1/4").	N/A	
Multiphasic samples are not present.	True	
Samples do not require splitting or compositing.	True	
Residual Chlorine Checked.	N/A	

eurofins | Environment Testing

ANALYTICAL REPORT

PREPARED FOR

Attn: Joju Abraham
Southern Company
241 Ralph McGill Blvd SE
B10185
Atlanta, Georgia 30308

Generated 3/27/2024 9:24:43 AM

JOB DESCRIPTION

CCR - Plant Scherer Ash Pond

JOB NUMBER

680-246967-2

Eurofins Savannah
5102 LaRoche Avenue
Savannah GA 31404

See page two for job notes and contact information.

my EOL

Eurofins Savannah

Job Notes

This report may not be reproduced except in full, and with written approval from the laboratory. The results relate only to the samples tested. For questions please contact the Project Manager at the e-mail address or telephone number listed on this page.

The test results in this report relate only to the samples as received by the laboratory and will meet all requirements of the methodology, with any exceptions noted. This report shall not be reproduced except in full, without the express written approval of the laboratory. All questions should be directed to the Eurofins Environment Testing Southeast, LLC Project Manager.

Authorization

Generated
3/27/2024 9:24:43 AM

Authorized for release by
David Fuller, Project Manager
David.Fuller@et.eurofinsus.com
(770)344-8986

Definitions/Glossary

Client: Southern Company
Project/Site: CCR - Plant Scherer Ash Pond

Job ID: 680-246967-2

Qualifiers

Rad

Qualifier	Qualifier Description
U	Result is less than the sample detection limit.

Glossary

Abbreviation	These commonly used abbreviations may or may not be present in this report.
¤	Listed under the "D" column to designate that the result is reported on a dry weight basis
%R	Percent Recovery
CFL	Contains Free Liquid
CFU	Colony Forming Unit
CNF	Contains No Free Liquid
DER	Duplicate Error Ratio (normalized absolute difference)
Dil Fac	Dilution Factor
DL	Detection Limit (DoD/DOE)
DL, RA, RE, IN	Indicates a Dilution, Re-analysis, Re-extraction, or additional Initial metals/anion analysis of the sample
DLC	Decision Level Concentration (Radiochemistry)
EDL	Estimated Detection Limit (Dioxin)
LOD	Limit of Detection (DoD/DOE)
LOQ	Limit of Quantitation (DoD/DOE)
MCL	EPA recommended "Maximum Contaminant Level"
MDA	Minimum Detectable Activity (Radiochemistry)
MDC	Minimum Detectable Concentration (Radiochemistry)
MDL	Method Detection Limit
ML	Minimum Level (Dioxin)
MPN	Most Probable Number
MQL	Method Quantitation Limit
NC	Not Calculated
ND	Not Detected at the reporting limit (or MDL or EDL if shown)
NEG	Negative / Absent
POS	Positive / Present
PQL	Practical Quantitation Limit
PRES	Presumptive
QC	Quality Control
RER	Relative Error Ratio (Radiochemistry)
RL	Reporting Limit or Requested Limit (Radiochemistry)
RPD	Relative Percent Difference, a measure of the relative difference between two points
TEF	Toxicity Equivalent Factor (Dioxin)
TEQ	Toxicity Equivalent Quotient (Dioxin)
TNTC	Too Numerous To Count

Sample Summary

Client: Southern Company
Project/Site: CCR - Plant Scherer Ash Pond

Job ID: 680-246967-2

Lab Sample ID	Client Sample ID	Matrix	Collected	Received
680-246967-1	SCH-SGWA-1	Water	02/20/24 12:55	02/21/24 11:30
680-246967-2	SCH-SGWA-2	Water	02/20/24 14:30	02/21/24 11:30
680-246967-3	SCH-SGWC-6	Water	02/20/24 14:30	02/21/24 11:30
680-246967-4	SCH-AP1-FD-1	Water	02/20/24 00:00	02/21/24 11:30
680-246967-5	SCH-SGWA-4	Water	02/20/24 11:21	02/21/24 11:30
680-246967-6	SCH-SGWC-19	Water	02/20/24 13:23	02/21/24 11:30
680-246967-7	SCH-AP1-EB-1	Water	02/20/24 15:00	02/21/24 11:30

Job Narrative
680-246967-2

Analytical test results meet all requirements of the associated regulatory program listed on the Accreditation/Certification Summary Page unless otherwise noted under the individual analysis. Data qualifiers are applied to indicate exceptions. Noncompliant quality control (QC) is further explained in narrative comments.

- Matrix QC may not be reported if insufficient sample or site-specific QC samples were not submitted. In these situations, to demonstrate precision and accuracy at a batch level, a LCS/LCSD may be performed, unless otherwise specified in the method.
- Surrogate and/or isotope dilution analyte recoveries (if applicable) which are outside of the QC window are confirmed unless attributed to a dilution or otherwise noted in the narrative.

Receipt
The samples were received on 2/21/2024 11:30 AM. Unless otherwise noted below, the samples arrived in good condition, and, where required, properly preserved and on ice. The temperatures of the 3 coolers at receipt time were 0.8°C, 2.1°C and 5.5°C.

Gas Flow Proportional Counter
No additional analytical or quality issues were noted, other than those described above or in the Definitions/ Glossary page.

Rad
No additional analytical or quality issues were noted, other than those described above or in the Definitions/ Glossary page.

Client Sample Results

Client: Southern Company
Project/Site: CCR - Plant Scherer Ash Pond

Job ID: 680-246967-2

Client Sample ID: SCH-SGWA-1

Lab Sample ID: 680-246967-1

Date Collected: 02/20/24 12:55
Date Received: 02/21/24 11:30

Matrix: Water

Method: SW846 9315 - Radium-226 (GFPC)

Analyte	Result	Qualifier	Count Uncert. (2σ+/-)	Total Uncert. (2σ+/-)	RL	MDC	Unit	Prepared	Analyzed	Dil Fac
Radium-226	0.00665	U	0.0820	0.0820	1.00	0.161	pCi/L	02/23/24 09:51	03/22/24 14:22	1

Carrier	*%Yield*	*Qualifier*	*Limits*	*Prepared*	*Analyzed*	*Dil Fac*
Ba Carrier	*96.4*		*30 - 110*	*02/23/24 09:51*	*03/22/24 14:22*	*1*

Method: SW846 9320 - Radium-228 (GFPC)

Analyte	Result	Qualifier	Count Uncert. (2σ+/-)	Total Uncert. (2σ+/-)	RL	MDC	Unit	Prepared	Analyzed	Dil Fac
Radium-228	**0.602**		0.360	0.364	1.00	0.526	pCi/L	03/20/24 09:48	03/26/24 12:11	1

Carrier	*%Yield*	*Qualifier*	*Limits*	*Prepared*	*Analyzed*	*Dil Fac*
Ba Carrier	*101*		*30 - 110*	*03/20/24 09:48*	*03/26/24 12:11*	*1*
Y Carrier	*82.6*		*30 - 110*	*03/20/24 09:48*	*03/26/24 12:11*	*1*

Method: TAL-STL Ra226_Ra228 - Combined Radium-226 and Radium-228

Analyte	Result	Qualifier	Count Uncert. (2σ+/-)	Total Uncert. (2σ+/-)	RL	MDC	Unit	Prepared	Analyzed	Dil Fac
Combined Radium 226 + 228	**0.509**		0.325	0.329	5.00	0.462	pCi/L		03/26/24 16:52	1

Client Sample ID: SCH-SGWA-2

Lab Sample ID: 680-246967-2

Date Collected: 02/20/24 14:30
Date Received: 02/21/24 11:30

Matrix: Water

Method: SW846 9315 - Radium-226 (GFPC)

Analyte	Result	Qualifier	Count Uncert. (2σ+/-)	Total Uncert. (2σ+/-)	RL	MDC	Unit	Prepared	Analyzed	Dil Fac
Radium-226	0.116	U	0.109	0.109	1.00	0.170	pCi/L	02/23/24 09:51	03/22/24 14:22	1

Carrier	*%Yield*	*Qualifier*	*Limits*	*Prepared*	*Analyzed*	*Dil Fac*
Ba Carrier	*96.7*		*30 - 110*	*02/23/24 09:51*	*03/22/24 14:22*	*1*

Method: SW846 9320 - Radium-228 (GFPC)

Analyte	Result	Qualifier	Count Uncert. (2σ+/-)	Total Uncert. (2σ+/-)	RL	MDC	Unit	Prepared	Analyzed	Dil Fac
Radium-228	**0.496**		0.320	0.323	1.00	0.468	pCi/L	03/20/24 09:48	03/26/24 12:11	1

Carrier	*%Yield*	*Qualifier*	*Limits*	*Prepared*	*Analyzed*	*Dil Fac*
Ba Carrier	*101*		*30 - 110*	*03/20/24 09:48*	*03/26/24 12:11*	*1*
Y Carrier	*83.4*		*30 - 110*	*03/20/24 09:48*	*03/26/24 12:11*	*1*

Client Sample Results

Client: Southern Company
Project/Site: CCR - Plant Scherer Ash Pond

Job ID: 680-246967-2

Client Sample ID: SCH-SGWA-2

Lab Sample ID: 680-246967-2
Matrix: Water
Date Collected: 02/20/24 14:30
Date Received: 02/21/24 11:30

Method: TAL-STL Ra226_Ra228 - Combined Radium-226 and Radium-228

Analyte	Result	Qualifier	Count Uncert. (2σ+/-)	Total Uncert. (2σ+/-)	RL	MDC	Unit	Prepared	Analyzed	Dil Fac
Combined Radium 226 + 228	0.612		0.338	0.341	5.00	0.468	pCi/L		03/26/24 16:52	1

Client Sample ID: SCH-SGWC-6

Lab Sample ID: 680-246967-3
Matrix: Water
Date Collected: 02/20/24 14:30
Date Received: 02/21/24 11:30

Method: SW846 9315 - Radium-226 (GFPC)

Analyte	Result	Qualifier	Count Uncert. (2σ+/-)	Total Uncert. (2σ+/-)	RL	MDC	Unit	Prepared	Analyzed	Dil Fac
Radium-226	0.0749	U	0.110	0.110	1.00	0.187	pCi/L	02/23/24 09:51	03/22/24 14:22	1

Carrier	*%Yield*	*Qualifier*	*Limits*	*Prepared*	*Analyzed*	*Dil Fac*
Ba Carrier	*90.4*		*30 - 110*	*02/23/24 09:51*	*03/22/24 14:22*	*1*

Method: SW846 9320 - Radium-228 (GFPC)

Analyte	Result	Qualifier	Count Uncert. (2σ+/-)	Total Uncert. (2σ+/-)	RL	MDC	Unit	Prepared	Analyzed	Dil Fac
Radium-228	0.464		0.297	0.300	1.00	0.433	pCi/L	03/20/24 09:48	03/26/24 12:12	1

Carrier	*%Yield*	*Qualifier*	*Limits*	*Prepared*	*Analyzed*	*Dil Fac*
Ba Carrier	*104*		*30 - 110*	*03/20/24 09:48*	*03/26/24 12:12*	*1*
Y Carrier	*84.9*		*30 - 110*	*03/20/24 09:48*	*03/26/24 12:12*	*1*

Method: TAL-STL Ra226_Ra228 - Combined Radium-226 and Radium-228

Analyte	Result	Qualifier	Count Uncert. (2σ+/-)	Total Uncert. (2σ+/-)	RL	MDC	Unit	Prepared	Analyzed	Dil Fac
Combined Radium 226 + 228	0.538		0.317	0.320	5.00	0.433	pCi/L		03/26/24 16:52	1

Client Sample ID: SCH-AP1-FD-1

Lab Sample ID: 680-246967-4
Matrix: Water
Date Collected: 02/20/24 00:00
Date Received: 02/21/24 11:30

Method: SW846 9315 - Radium-226 (GFPC)

Analyte	Result	Qualifier	Count Uncert. (2σ+/-)	Total Uncert. (2σ+/-)	RL	MDC	Unit	Prepared	Analyzed	Dil Fac
Radium-226	0.0250	U	0.0750	0.0750	1.00	0.143	pCi/L	02/23/24 09:51	03/22/24 14:22	1

Carrier	*%Yield*	*Qualifier*	*Limits*	*Prepared*	*Analyzed*	*Dil Fac*
Ba Carrier	*82.5*		*30 - 110*	*02/23/24 09:51*	*03/22/24 14:22*	*1*

Client Sample Results

Client: Southern Company
Project/Site: CCR - Plant Scherer Ash Pond

Job ID: 680-246967-2

Client Sample ID: SCH-AP1-FD-1

Lab Sample ID: 680-246967-4
Matrix: Water

Date Collected: 02/20/24 00:00
Date Received: 02/21/24 11:30

Method: SW846 9320 - Radium-228 (GFPC)

Analyte	Result	Qualifier	Count Uncert. (2σ+/-)	Total Uncert. (2σ+/-)	RL	MDC	Unit	Prepared	Analyzed	Dil Fac
Radium-228	0.935		0.398	0.407	1.00	0.518	pCi/L	03/20/24 09:48	03/26/24 12:12	1

Carrier	*%Yield*	*Qualifier*	*Limits*	*Prepared*	*Analyzed*	*Dil Fac*
Ba Carrier	*92.3*		*30 - 110*	*03/20/24 09:48*	*03/26/24 12:12*	*1*
Y Carrier	*86.0*		*30 - 110*	*03/20/24 09:48*	*03/26/24 12:12*	*1*

Method: TAL-STL Ra226_Ra228 - Combined Radium-226 and Radium-228

Analyte	Result	Qualifier	Count Uncert. (2σ+/-)	Total Uncert. (2σ+/-)	RL	MDC	Unit	Prepared	Analyzed	Dil Fac
Combined Radium 226 + 228	0.960		0.405	0.414	5.00	0.518	pCi/L		03/26/24 16:52	1

Client Sample ID: SCH-SGWA-4

Lab Sample ID: 680-246967-5
Matrix: Water

Date Collected: 02/20/24 11:21
Date Received: 02/21/24 11:30

Method: SW846 9315 - Radium-226 (GFPC)

Analyte	Result	Qualifier	Count Uncert. (2σ+/-)	Total Uncert. (2σ+/-)	RL	MDC	Unit	Prepared	Analyzed	Dil Fac
Radium-226	0.255		0.169	0.170	1.00	0.232	pCi/L	02/23/24 09:51	03/19/24 17:38	1

Carrier	*%Yield*	*Qualifier*	*Limits*	*Prepared*	*Analyzed*	*Dil Fac*
Ba Carrier	*89.8*		*30 - 110*	*02/23/24 09:51*	*03/19/24 17:38*	*1*

Method: SW846 9320 - Radium-228 (GFPC)

Analyte	Result	Qualifier	Count Uncert. (2σ+/-)	Total Uncert. (2σ+/-)	RL	MDC	Unit	Prepared	Analyzed	Dil Fac
Radium-228	0.189	U	0.335	0.336	1.00	0.576	pCi/L	03/20/24 09:48	03/26/24 12:12	1

Carrier	*%Yield*	*Qualifier*	*Limits*	*Prepared*	*Analyzed*	*Dil Fac*
Ba Carrier	*94.1*		*30 - 110*	*03/20/24 09:48*	*03/26/24 12:12*	*1*
Y Carrier	*82.6*		*30 - 110*	*03/20/24 09:48*	*03/26/24 12:12*	*1*

Method: TAL-STL Ra226_Ra228 - Combined Radium-226 and Radium-228

Analyte	Result	Qualifier	Count Uncert. (2σ+/-)	Total Uncert. (2σ+/-)	RL	MDC	Unit	Prepared	Analyzed	Dil Fac
Combined Radium 226 + 228	0.444	U	0.375	0.377	5.00	0.576	pCi/L		03/26/24 16:52	1

Client Sample Results

Client: Southern Company
Project/Site: CCR - Plant Scherer Ash Pond

Job ID: 680-246967-2

Client Sample ID: SCH-SGWC-19

Lab Sample ID: 680-246967-6
Matrix: Water

Date Collected: 02/20/24 13:23
Date Received: 02/21/24 11:30

Method: SW846 9315 - Radium-226 (GFPC)

Analyte	Result	Qualifier	Count Uncert. (2σ+/-)	Total Uncert. (2σ+/-)	RL	MDC	Unit	Prepared	Analyzed	Dil Fac
Radium-226	-0.0285	U	0.119	0.119	1.00	0.252	pCi/L	02/23/24 09:51	03/19/24 17:38	1

Carrier	*%Yield*	*Qualifier*	*Limits*	*Prepared*	*Analyzed*	*Dil Fac*
Ba Carrier	*94.9*		*30 - 110*	*02/23/24 09:51*	*03/19/24 17:38*	*1*

Method: SW846 9320 - Radium-228 (GFPC)

Analyte	Result	Qualifier	Count Uncert. (2σ+/-)	Total Uncert. (2σ+/-)	RL	MDC	Unit	Prepared	Analyzed	Dil Fac
Radium-228	**0.572**		0.332	0.336	1.00	0.472	pCi/L	03/20/24 09:48	03/26/24 12:12	1

Carrier	*%Yield*	*Qualifier*	*Limits*	*Prepared*	*Analyzed*	*Dil Fac*
Ba Carrier	*102*		*30 - 110*	*03/20/24 09:48*	*03/26/24 12:12*	*1*
Y Carrier	*81.9*		*30 - 110*	*03/20/24 09:48*	*03/26/24 12:12*	*1*

Method: TAL-STL Ra226_Ra228 - Combined Radium-226 and Radium-228

Analyte	Result	Qualifier	Count Uncert. (2σ+/-)	Total Uncert. (2σ+/-)	RL	MDC	Unit	Prepared	Analyzed	Dil Fac
Combined Radium 226 + 228	**0.544**		0.353	0.356	5.00	0.472	pCi/L		03/26/24 16:52	1

Client Sample ID: SCH-AP1-EB-1

Lab Sample ID: 680-246967-7
Matrix: Water

Date Collected: 02/20/24 15:00
Date Received: 02/21/24 11:30

Method: SW846 9315 - Radium-226 (GFPC)

Analyte	Result	Qualifier	Count Uncert. (2σ+/-)	Total Uncert. (2σ+/-)	RL	MDC	Unit	Prepared	Analyzed	Dil Fac
Radium-226	-0.00311	U	0.108	0.108	1.00	0.226	pCi/L	02/23/24 09:51	03/19/24 17:38	1

Carrier	*%Yield*	*Qualifier*	*Limits*	*Prepared*	*Analyzed*	*Dil Fac*
Ba Carrier	*90.6*		*30 - 110*	*02/23/24 09:51*	*03/19/24 17:38*	*1*

Method: SW846 9320 - Radium-228 (GFPC)

Analyte	Result	Qualifier	Count Uncert. (2σ+/-)	Total Uncert. (2σ+/-)	RL	MDC	Unit	Prepared	Analyzed	Dil Fac
Radium-228	0.415	U	0.326	0.328	1.00	0.495	pCi/L	03/20/24 09:48	03/26/24 12:12	1

Carrier	*%Yield*	*Qualifier*	*Limits*	*Prepared*	*Analyzed*	*Dil Fac*
Ba Carrier	*90.5*		*30 - 110*	*03/20/24 09:48*	*03/26/24 12:12*	*1*
Y Carrier	*80.7*		*30 - 110*	*03/20/24 09:48*	*03/26/24 12:12*	*1*

Client Sample Results

Client: Southern Company
Project/Site: CCR - Plant Scherer Ash Pond

Job ID: 680-246967-2

Client Sample ID: SCH-AP1-EB-1

Lab Sample ID: 680-246967-7

Date Collected: 02/20/24 15:00
Matrix: Water
Date Received: 02/21/24 11:30

Method: TAL-STL Ra226_Ra228 - Combined Radium-226 and Radium-228

Analyte	Result	Qualifier	Count Uncert. (2σ+/-)	Total Uncert. (2σ+/-)	RL	MDC	Unit	Prepared	Analyzed	Dil Fac
Combined Radium 226 + 228	0.412	U	0.343	0.345	5.00	0.495	pCi/L		03/26/24 16:52	1

Tracer/Carrier Summary

Client: Southern Company
Project/Site: CCR - Plant Scherer Ash Pond

Job ID: 680-246967-2

Method: 9315 - Radium-226 (GFPC)

Matrix: Water **Prep Type: Total/NA**

Lab Sample ID	Client Sample ID	Ba (30-110)
500-246456-L-4-A DU	Duplicate	87.1
680-246967-1	SCH-SGWA-1	96.4
680-246967-2	SCH-SGWA-2	96.7
680-246967-3	SCH-SGWC-6	90.4
680-246967-4	SCH-AP1-FD-1	82.5
680-246967-5	SCH-SGWA-4	89.8
680-246967-6	SCH-SGWC-19	94.9
680-246967-7	SCH-AP1-EB-1	90.6
LCS 160-649388/2-A	Lab Control Sample	101
MB 160-649388/1-A	Method Blank	95.2

Percent Yield (Acceptance Limits)

Tracer/Carrier Legend

Ba = Ba Carrier

Method: 9320 - Radium-228 (GFPC)

Matrix: Water **Prep Type: Total/NA**

Lab Sample ID	Client Sample ID	Ba (30-110)	Y (30-110)
500-246456-L-1-A DU	Duplicate	98.2	78.1
680-246967-1	SCH-SGWA-1	101	82.6
680-246967-2	SCH-SGWA-2	101	83.4
680-246967-3	SCH-SGWC-6	104	84.9
680-246967-4	SCH-AP1-FD-1	92.3	86.0
680-246967-5	SCH-SGWA-4	94.1	82.6
680-246967-6	SCH-SGWC-19	102	81.9
680-246967-7	SCH-AP1-EB-1	90.5	80.7
LCS 160-653257/2-A	Lab Control Sample	105	82.2
MB 160-653257/1-A	Method Blank	98.2	78.5

Percent Yield (Acceptance Limits)

Tracer/Carrier Legend

Ba = Ba Carrier

Y = Y Carrier

QC Sample Results

Client: Southern Company
Project/Site: CCR - Plant Scherer Ash Pond

Job ID: 680-246967-2

Method: 9315 - Radium-226 (GFPC)

Lab Sample ID: MB 160-649388/1-A — **Client Sample ID: Method Blank**
Matrix: Water — **Prep Type: Total/NA**
Analysis Batch: 653600 — **Prep Batch: 649388**

Analyte	MB Result	MB Qualifier	Count Uncert. (2σ+/-)	Total Uncert. (2σ+/-)	RL	MDC	Unit	Prepared	Analyzed	Dil Fac
Radium-226	0.02238	U	0.0825	0.0825	1.00	0.155	pCi/L	02/23/24 09:51	03/22/24 08:59	1

Carrier	*MB %Yield*	*MB Qualifier*	*Limits*	*Prepared*	*Analyzed*	*Dil Fac*
Ba Carrier	*95.2*		*30 - 110*	*02/23/24 09:51*	*03/22/24 08:59*	*1*

Lab Sample ID: LCS 160-649388/2-A — **Client Sample ID: Lab Control Sample**
Matrix: Water — **Prep Type: Total/NA**
Analysis Batch: 653600 — **Prep Batch: 649388**

Analyte			Spike Added	LCS Result	LCS Qual	Total Uncert. (2σ+/-)	RL	MDC	Unit	%Rec	%Rec Limits		
Radium-226			11.3	10.71		1.15	1.00	0.160	pCi/L	95	75 - 125		

Carrier	*LCS %Yield*	*LCS Qualifier*	*Limits*
Ba Carrier	*101*		*30 - 110*

Lab Sample ID: 500-246456-L-4-A DU — **Client Sample ID: Duplicate**
Matrix: Water — **Prep Type: Total/NA**
Analysis Batch: 653599 — **Prep Batch: 649388**

Analyte	Sample Result	Sample Qual		DU Result	DU Qual	Total Uncert. (2σ+/-)	RL	MDC	Unit			RER	RER Limit
Radium-226	0.0766	U		-0.02867	U	0.0780	1.00	0.172	pCi/L			0.62	1

Carrier	*DU %Yield*	*DU Qualifier*	*Limits*
Ba Carrier	*87.1*		*30 - 110*

Method: 9320 - Radium-228 (GFPC)

Lab Sample ID: MB 160-653257/1-A — **Client Sample ID: Method Blank**
Matrix: Water — **Prep Type: Total/NA**
Analysis Batch: 653985 — **Prep Batch: 653257**

Analyte	MB Result	MB Qualifier	Count Uncert. (2σ+/-)	Total Uncert. (2σ+/-)	RL	MDC	Unit	Prepared	Analyzed	Dil Fac
Radium-228	0.3562	U	0.315	0.317	1.00	0.495	pCi/L	03/20/24 09:48	03/26/24 12:08	1

Carrier	*MB %Yield*	*MB Qualifier*	*Limits*	*Prepared*	*Analyzed*	*Dil Fac*
Ba Carrier	*98.2*		*30 - 110*	*03/20/24 09:48*	*03/26/24 12:08*	*1*
Y Carrier	*78.5*		*30 - 110*	*03/20/24 09:48*	*03/26/24 12:08*	*1*

Method: 9320 - Radium-228 (GFPC) (Continued)

Lab Sample ID: LCS 160-653257/2-A
Matrix: Water
Analysis Batch: 653985

Client Sample ID: Lab Control Sample
Prep Type: Total/NA
Prep Batch: 653257

Analyte			Spike Added	LCS Result	LCS Qual	Total Uncert. (2σ+/-)	RL	MDC	Unit	%Rec	%Rec Limits		
Radium-228			9.09	8.553		1.16	1.00	0.453	pCi/L	94	75 - 125		

Carrier	*LCS %Yield*	*LCS Qualifier*	*Limits*
Ba Carrier	*105*		*30 - 110*
Y Carrier	*82.2*		*30 - 110*

Lab Sample ID: 500-246456-L-1-A DU
Matrix: Water
Analysis Batch: 653985

Client Sample ID: Duplicate
Prep Type: Total/NA
Prep Batch: 653257

Analyte	Sample Result	Sample Qual		DU Result	DU Qual	Total Uncert. (2σ+/-)	RL	MDC	Unit			RER	RER Limit
Radium-228	0.294	U		-0.02674	U	0.281	1.00	0.536	pCi/L			0.54	1

Carrier	*DU %Yield*	*DU Qualifier*	*Limits*
Ba Carrier	*98.2*		*30 - 110*
Y Carrier	*78.1*		*30 - 110*

QC Association Summary

Client: Southern Company
Project/Site: CCR - Plant Scherer Ash Pond

Job ID: 680-246967-2

Rad

Prep Batch: 649388

Lab Sample ID	Client Sample ID	Prep Type	Matrix	Method	Prep Batch
680-246967-1	SCH-SGWA-1	Total/NA	Water	PrecSep-21	
680-246967-2	SCH-SGWA-2	Total/NA	Water	PrecSep-21	
680-246967-3	SCH-SGWC-6	Total/NA	Water	PrecSep-21	
680-246967-4	SCH-AP1-FD-1	Total/NA	Water	PrecSep-21	
680-246967-5	SCH-SGWA-4	Total/NA	Water	PrecSep-21	
680-246967-6	SCH-SGWC-19	Total/NA	Water	PrecSep-21	
680-246967-7	SCH-AP1-EB-1	Total/NA	Water	PrecSep-21	
MB 160-649388/1-A	Method Blank	Total/NA	Water	PrecSep-21	
LCS 160-649388/2-A	Lab Control Sample	Total/NA	Water	PrecSep-21	
500-246456-L-4-A DU	Duplicate	Total/NA	Water	PrecSep-21	

Prep Batch: 653257

Lab Sample ID	Client Sample ID	Prep Type	Matrix	Method	Prep Batch
680-246967-1	SCH-SGWA-1	Total/NA	Water	PrecSep_0	
680-246967-2	SCH-SGWA-2	Total/NA	Water	PrecSep_0	
680-246967-3	SCH-SGWC-6	Total/NA	Water	PrecSep_0	
680-246967-4	SCH-AP1-FD-1	Total/NA	Water	PrecSep_0	
680-246967-5	SCH-SGWA-4	Total/NA	Water	PrecSep_0	
680-246967-6	SCH-SGWC-19	Total/NA	Water	PrecSep_0	
680-246967-7	SCH-AP1-EB-1	Total/NA	Water	PrecSep_0	
MB 160-653257/1-A	Method Blank	Total/NA	Water	PrecSep_0	
LCS 160-653257/2-A	Lab Control Sample	Total/NA	Water	PrecSep_0	
500-246456-L-1-A DU	Duplicate	Total/NA	Water	PrecSep_0	

Lab Chronicle

Client: Southern Company
Project/Site: CCR - Plant Scherer Ash Pond

Job ID: 680-246967-2

Client Sample ID: SCH-SGWA-1

Lab Sample ID: 680-246967-1

Date Collected: 02/20/24 12:55
Matrix: Water
Date Received: 02/21/24 11:30

Prep Type	Batch Type	Batch Method	Run	Dil Factor	Initial Amount	Final Amount	Batch Number	Prepared or Analyzed	Analyst	Lab
Total/NA	Prep	PrecSep-21			1004.00 mL	1.0 g	649388	02/23/24 09:51	KAC	EET SL
Total/NA	Analysis	9315		1			653599	03/22/24 14:22	SCB	EET SL
	Instrument ID:	GFPCBLUE								
Total/NA	Prep	PrecSep_0			995.36 mL	1.0 g	653257	03/20/24 09:48	KAK	EET SL
Total/NA	Analysis	9320		1			653959	03/26/24 12:11	SCB	EET SL
	Instrument ID:	GFPCRED								
Total/NA	Analysis	Ra226_Ra228		1			654083	03/26/24 16:52	FLC	EET SL
	Instrument ID:	NOEQUIP								

Client Sample ID: SCH-SGWA-2

Lab Sample ID: 680-246967-2

Date Collected: 02/20/24 14:30
Matrix: Water
Date Received: 02/21/24 11:30

Prep Type	Batch Type	Batch Method	Run	Dil Factor	Initial Amount	Final Amount	Batch Number	Prepared or Analyzed	Analyst	Lab
Total/NA	Prep	PrecSep-21			994.12 mL	1.0 g	649388	02/23/24 09:51	KAC	EET SL
Total/NA	Analysis	9315		1			653599	03/22/24 14:22	SCB	EET SL
	Instrument ID:	GFPCBLUE								
Total/NA	Prep	PrecSep_0			1001.09 mL	1.0 g	653257	03/20/24 09:48	KAK	EET SL
Total/NA	Analysis	9320		1			653959	03/26/24 12:11	SCB	EET SL
	Instrument ID:	GFPCRED								
Total/NA	Analysis	Ra226_Ra228		1			654083	03/26/24 16:52	FLC	EET SL
	Instrument ID:	NOEQUIP								

Client Sample ID: SCH-SGWC-6

Lab Sample ID: 680-246967-3

Date Collected: 02/20/24 14:30
Matrix: Water
Date Received: 02/21/24 11:30

Prep Type	Batch Type	Batch Method	Run	Dil Factor	Initial Amount	Final Amount	Batch Number	Prepared or Analyzed	Analyst	Lab
Total/NA	Prep	PrecSep-21			996.95 mL	1.0 g	649388	02/23/24 09:51	KAC	EET SL
Total/NA	Analysis	9315		1			653599	03/22/24 14:22	SCB	EET SL
	Instrument ID:	GFPCBLUE								
Total/NA	Prep	PrecSep_0			1006.39 mL	1.0 g	653257	03/20/24 09:48	KAK	EET SL
Total/NA	Analysis	9320		1			653959	03/26/24 12:12	SCB	EET SL
	Instrument ID:	GFPCRED								
Total/NA	Analysis	Ra226_Ra228		1			654083	03/26/24 16:52	FLC	EET SL
	Instrument ID:	NOEQUIP								

Client Sample ID: SCH-AP1-FD-1

Lab Sample ID: 680-246967-4

Date Collected: 02/20/24 00:00
Matrix: Water
Date Received: 02/21/24 11:30

Prep Type	Batch Type	Batch Method	Run	Dil Factor	Initial Amount	Final Amount	Batch Number	Prepared or Analyzed	Analyst	Lab
Total/NA	Prep	PrecSep-21			1001.08 mL	1.0 g	649388	02/23/24 09:51	KAC	EET SL
Total/NA	Analysis	9315		1			653599	03/22/24 14:22	SCB	EET SL
	Instrument ID:	GFPCBLUE								

Lab Chronicle

Client: Southern Company
Project/Site: CCR - Plant Scherer Ash Pond

Job ID: 680-246967-2

Client Sample ID: SCH-AP1-FD-1

Lab Sample ID: 680-246967-4

Date Collected: 02/20/24 00:00
Date Received: 02/21/24 11:30

Matrix: Water

Prep Type	Batch Type	Batch Method	Run	Dil Factor	Initial Amount	Final Amount	Batch Number	Prepared or Analyzed	Analyst	Lab
Total/NA	Prep	PrecSep_0			991.18 mL	1.0 g	653257	03/20/24 09:48	KAK	EET SL
Total/NA	Analysis	9320		1			653959	03/26/24 12:12	SCB	EET SL
	Instrument ID:	GFPCRED								
Total/NA	Analysis	Ra226_Ra228		1			654083	03/26/24 16:52	FLC	EET SL
	Instrument ID:	NOEQUIP								

Client Sample ID: SCH-SGWA-4

Lab Sample ID: 680-246967-5

Date Collected: 02/20/24 11:21
Date Received: 02/21/24 11:30

Matrix: Water

Prep Type	Batch Type	Batch Method	Run	Dil Factor	Initial Amount	Final Amount	Batch Number	Prepared or Analyzed	Analyst	Lab
Total/NA	Prep	PrecSep-21			998.03 mL	1.0 g	649388	02/23/24 09:51	KAC	EET SL
Total/NA	Analysis	9315		1			653064	03/19/24 17:38	SCB	EET SL
	Instrument ID:	GFPCPURPLE								
Total/NA	Prep	PrecSep_0			994.64 mL	1.0 g	653257	03/20/24 09:48	KAK	EET SL
Total/NA	Analysis	9320		1			653959	03/26/24 12:12	SCB	EET SL
	Instrument ID:	GFPCRED								
Total/NA	Analysis	Ra226_Ra228		1			654083	03/26/24 16:52	FLC	EET SL
	Instrument ID:	NOEQUIP								

Client Sample ID: SCH-SGWC-19

Lab Sample ID: 680-246967-6

Date Collected: 02/20/24 13:23
Date Received: 02/21/24 11:30

Matrix: Water

Prep Type	Batch Type	Batch Method	Run	Dil Factor	Initial Amount	Final Amount	Batch Number	Prepared or Analyzed	Analyst	Lab
Total/NA	Prep	PrecSep-21			995.31 mL	1.0 g	649388	02/23/24 09:51	KAC	EET SL
Total/NA	Analysis	9315		1			653064	03/19/24 17:38	SCB	EET SL
	Instrument ID:	GFPCPURPLE								
Total/NA	Prep	PrecSep_0			992.69 mL	1.0 g	653257	03/20/24 09:48	KAK	EET SL
Total/NA	Analysis	9320		1			653959	03/26/24 12:12	SCB	EET SL
	Instrument ID:	GFPCRED								
Total/NA	Analysis	Ra226_Ra228		1			654083	03/26/24 16:52	FLC	EET SL
	Instrument ID:	NOEQUIP								

Client Sample ID: SCH-AP1-EB-1

Lab Sample ID: 680-246967-7

Date Collected: 02/20/24 15:00
Date Received: 02/21/24 11:30

Matrix: Water

Prep Type	Batch Type	Batch Method	Run	Dil Factor	Initial Amount	Final Amount	Batch Number	Prepared or Analyzed	Analyst	Lab
Total/NA	Prep	PrecSep-21			994.45 mL	1.0 g	649388	02/23/24 09:51	KAC	EET SL
Total/NA	Analysis	9315		1			653064	03/19/24 17:38	SCB	EET SL
	Instrument ID:	GFPCPURPLE								
Total/NA	Prep	PrecSep_0			1003.85 mL	1.0 g	653257	03/20/24 09:48	KAK	EET SL
Total/NA	Analysis	9320		1			653959	03/26/24 12:12	SCB	EET SL
	Instrument ID:	GFPCRED								

Lab Chronicle

Client: Southern Company
Project/Site: CCR - Plant Scherer Ash Pond

Job ID: 680-246967-2

Client Sample ID: SCH-AP1-EB-1

Date Collected: 02/20/24 15:00
Date Received: 02/21/24 11:30

Lab Sample ID: 680-246967-7

Matrix: Water

Prep Type	Batch Type	Batch Method	Run	Dil Factor	Initial Amount	Final Amount	Batch Number	Prepared or Analyzed	Analyst	Lab
Total/NA	Analysis	Ra226_Ra228		1			654083	03/26/24 16:52	FLC	EET SL

Laboratory References:

EET SL = Eurofins St. Louis, 13715 Rider Trail North, Earth City, MO 63045, TEL (314)298-8566

Accreditation/Certification Summary

Client: Southern Company
Project/Site: CCR - Plant Scherer Ash Pond

Job ID: 680-246967-2

Laboratory: Eurofins St. Louis

The accreditations/certifications listed below are applicable to this report.

Authority	Program	Identification Number	Expiration Date
Florida	NELAP	E87689	06-30-24

Method Summary

Client: Southern Company
Project/Site: CCR - Plant Scherer Ash Pond

Job ID: 680-246967-2

Method	Method Description	Protocol	Laboratory
9315	Radium-226 (GFPC)	SW846	EET SL
9320	Radium-228 (GFPC)	SW846	EET SL
Ra226_Ra228	Combined Radium-226 and Radium-228	TAL-STL	EET SL
PrecSep_0	Preparation, Precipitate Separation	None	EET SL
PrecSep-21	Preparation, Precipitate Separation (21-Day In-Growth)	None	EET SL

Protocol References:

None = None

SW846 = "Test Methods For Evaluating Solid Waste, Physical/Chemical Methods", Third Edition, November 1986 And Its Updates.

TAL-STL = TestAmerica Laboratories, St. Louis, Facility Standard Operating Procedure.

Laboratory References:

EET SL = Eurofins St. Louis, 13715 Rider Trail North, Earth City, MO 63045, TEL (314)298-8566

Eurofins Savannah
5102 LaRoche Avenue
Savannah, GA 31404
Phone (912) 354-7858 Phone (912) 352-0165

Chain of Custody Record

eurofins | Environment Testing

Client Information	Sampler(s): Mark Mann	Lab PM / Phone: David Fuller / 770-344-8986	Carrier Tracking No(s):	COC No:
Client Contact: Joju Abraham	Site-Project Manager / Phone: Dawn Prell / 248-536-5445	E-Mail: David.Fuller@et.eurofinsus.com	State of Origin: GA	Page: Page 1 of 1
Company: Southern Company				Job #:
Address: 241 Ralph McGill Blvd SE B10185	Due Date Requested:			
City: Atlanta	TAT Requested (business days): 2 weeks			
State, Zip: GA, 30308	Compliance Project: Δ Yes Δ No			
Phone:	Lab Project #: (DO NOT REMOVE) 68027798			
Email: JAbraham@southernco.com	Lab PO #: GPC82130-0003 / PO Line #1			
Project Name: CCR - Plant Scherer Ash Pond	Project #:			
Site:				

Analysis Requested

Preservation Codes:
A - HCL, B - NaOH, C - Zn Acetate, D - Nitric Acid, E - NaHSO4, F - MeOH, G - Amchlor, H - Ascorbic Acid, I - Ice, J - DI Water, K - EDTA, L - EDA
M - Hexane, N - None, O - AsNaO2, P - Na2O4S, Q - Na2SO3, R - Na2S2O3, S - H2SO4, T - TSP Dodecahydrate, U - Acetone, V - MCAA, W - pH 4-5, Y - Trizma, Z - other (specify)
Other:

Task_Code: SCH-CCR-ASSMT-2024S1

Special Instructions/Notes:

Sample Identification	Sample Date	Sample Time	Sample Type (C=Comp, G=grab)	Matrix (W=water, S=solid, O=waste/oil, BT=Tissue, A=Air)	Field Filtered Sample (Yes or No)	Perform MS/MSD (Yes or No)	300_ORGFM_28D - Chloride, Fluoride, Sulfate	2540C - Solids, Total Dissolved (TDS)	6020B - App III and IV w/ Fe, Mg, Mn, Na, K	7470A - App IV Mercury	9034 - Sulfide (FILL BOTTLES COMPLETELY)	2320B - Alkalinity, Total, Carb/Bicarb	9315_Ra226 - Radium 226	9320_Ra228 - Radium 228	Ra226Ra228_GFPC - Combined Radium 226 and 228	Total Number of containers
			Preservation Code:				N	N	D	D	CB	N	D	D	D	
SCH-SGWA-1	2/20/24	12:55	G	WG	N	N	X	X	X	X	X	X	X	X	X	8
SCH-SGWA-2	2/20/24	14:30	G	WG	N	N	X	X	X	X	X	X	X	X	X	8
SCH-SGWC-6	2/20/24	14:30	G	WG	N	N	X	X	X	X	X	X	X	X	X	8
SCH-AP1-FD-1	2/20/24	--	G	WG	N	N	X	X	X	X	X	X	X	X	X	8
SCH-SGWA-4	2/20/24	11:21	G	WG	N	N	X	X	X	X	X	X	X	X	X	8
SCH-SGWC-19	2/20/24	13:23	G	WG	N	N	X	X	X	X	X	X	X	X	X	8
SCH-AP1-EB-1	2/20/24	15:00	G	WQ	N	N	X	X	X	X	X	X	X	X	X	8

680-246967 Chain of Custody

Possible Hazard Identification
☐ *Non-Hazard* ☐ *Flammable* ☐ *Skin Irritant* ☐ *Poison B* ☐ *Unknown* ☐ *Radiological*

Sample Disposal (A fee may be assessed if samples are retained longer than 1 month)
☐ *Return To Client* ☐ *Disposal By Lab* ☐ *Archive For* _____ *Months*

Deliverable Requested: I, II, III, IV, Other (specify)

Special Instructions/QC Requirements:

Empty Kit Relinquished by:	Date:	Time:	Method of Shipment:

Relinquished by	Date/Time	Company	Received by	Date/Time	Company
MARK MANN	02/21/24 0825	WSP	Yolanda Lucas	02/21/24 8:25am	Courier Now
				2/21/24 1130	

Custody Seals Intact: Δ Yes Δ No
Custody Seal No.:
Cooler Temperature(s) °C and Other Remarks: 0.8/0.8 5.5/5.5 2.1/2.1

Ver: 01/16/2019
3/27/2024

Eurofins Savannah
5102 LaRoche Avenue
Savannah, GA 31404
Phone: 912-354-7858 Fax: 912-352-0165

Chain of Custody Record

eurofins | Environment Testing

Client Information (Sub Contract Lab)	Sampler:	Lab PM: Fuller, David	Carrier Tracking No(s):	COC No: 680-764277.1
Client Contact: Shipping/Receiving	Phone:	E-Mail: David.Fuller@et.eurofinsus.com	State of Origin: Georgia	Page: Page 1 of 1
Company: TestAmerica Laboratories, Inc.		Accreditations Required (See note): NELAP - Florida; State - Georgia		Job #: 680-246967-2
Address: 13715 Rider Trail North, ,	Due Date Requested: 3/21/2024			
City: Earth City	TAT Requested (days):			
State, Zip: MO, 63045				
Phone: 314-298-8566(Tel) 314-298-8757(Fax)	PO #:			
Email:	WO #:			
Project Name: CCR - Plant Scherer Ash Pond	Project #: 68027798			
Site:	SSOW#:			

Analysis Requested

Preservation Codes:
A - HCL
B - NaOH
C - Zn Acetate
D - Nitric Acid
E - NaHSO4
F - MeOH
G - Amchlor
H - Ascorbic Acid
I - Ice
J - DI Water
K - EDTA
L - EDA
M - Hexane
N - None
O - AsNaO2
P - Na2O4S
Q - Na2SO3
R - Na2S2O3
S - H2SO4
T - TSP Dodecahydrate
U - Acetone
V - MCAA
W - pH 4-5
Y - Trizma
Z - other (specify)
Other:

Sample Identification - Client ID (Lab ID)	Sample Date	Sample Time	Sample Type (C=comp, G=grab)	Matrix (W=water, S=solid, O=waste/oil, BT=Tissue, A=Air)	Field Filtered Sample (Yes or No)	Perform MS/MSD (Yes or No)	9315_Ra226/PrecSep_21 Radium-226 (GFPC) - 21 day decay	9320_Ra228/PrecSep_0 Radium-228 (GFPC)	Ra226Ra228_GFPC/ Combined Radium-226 and Radium-228	Total Number of containers	Special Instructions/Note:
			Preservation Code:								
SCH-SGWA-1 (680-246967-1)	2/20/24	12:55 Eastern		Water			X	X	X	2	
SCH-SGWA-2 (680-246967-2)	2/20/24	14:30 Eastern		Water			X	X	X	2	
SCH-SGWC-6 (680-246967-3)	2/20/24	14:30 Eastern		Water			X	X	X	2	
SCH-AP1-FD-1 (680-246967-4)	2/20/24	Eastern		Water			X	X	X	2	
SCH=SGWA-4 (680-246967-5)	2/20/24	11:21 Eastern		Water			X	X	X	2	
SCH=SGWC-19 (680-246967-6)	2/20/24	13:23 Eastern		Water			X	X	X	2	
SCH-AP1-EB-1 (680-246967-7)	2/20/24	15:00 Eastern		Water			X	X	X	2	

Note: Since laboratory accreditations are subject to change, Eurofins Environment Testing Southeast, LLC places the ownership of method, analyte & accreditation compliance upon our subcontract laboratories. This sample shipment is forwarded under chain-of-custody. If the laboratory does not currently maintain accreditation in the State of Origin listed above for analysis/tests/matrix being analyzed, the samples must be shipped back to the Eurofins Environment Testing Southeast, LLC laboratory or other instructions will be provided. Any changes to accreditation status should be brought to Eurofins Environment Testing Southeast, LLC attention immediately. If all requested accreditations are current to date, return the signed Chain of Custody attesting to said compliance to Eurofins Environment Testing Southeast, LLC.

Possible Hazard Identification *Unconfirmed*	***Sample Disposal (A fee may be assessed if samples are retained longer than 1 month)*** ☐ *Return To Client* ☐ *Disposal By Lab* ☐ *Archive For* _____ *Months*
Deliverable Requested: I, II, III, IV, Other (specify) Primary Deliverable Rank: 2	Special Instructions/QC Requirements:

Empty Kit Relinquished by:	Date:	Time:		Method of Shipment:	
Relinquished by:	Date/Time: 2-21-24 1600	Company	Received by: Richard Thornley	Date/Time: FEB 22 2024 0915	Company: ETA STL
Relinquished by:	Date/Time:	Company	Received by:	Date/Time:	Company
Relinquished by:	Date/Time:	Company	Received by:	Date/Time:	Company
Custody Seals Intact: Δ Yes Δ No	Custody Seal No.:		Cooler Temperature(s) °C and Other Remarks:		

Ver: 06/08/2021

Login Sample Receipt Checklist

Client: Southern Company

Job Number: 680-246967-2

Login Number: 246967

List Source: Eurofins Savannah

List Number: 1

Creator: Johnson, Corey M

Question	Answer	Comment
Radioactivity wasn't checked or is </= background as measured by a survey meter.	N/A	
The cooler's custody seal, if present, is intact.	True	
Sample custody seals, if present, are intact.	True	
The cooler or samples do not appear to have been compromised or tampered with.	True	
Samples were received on ice.	True	
Cooler Temperature is acceptable.	True	
Cooler Temperature is recorded.	True	
COC is present.	True	
COC is filled out in ink and legible.	True	
COC is filled out with all pertinent information.	True	
Is the Field Sampler's name present on COC?	True	
There are no discrepancies between the containers received and the COC.	True	
Samples are received within Holding Time (excluding tests with immediate HTs)	True	
Sample containers have legible labels.	True	
Containers are not broken or leaking.	True	
Sample collection date/times are provided.	True	
Appropriate sample containers are used.	True	
Sample bottles are completely filled.	True	
Sample Preservation Verified.	N/A	
There is sufficient vol. for all requested analyses, incl. any requested MS/MSDs	True	
Containers requiring zero headspace have no headspace or bubble is <6mm (1/4").	N/A	
Multiphasic samples are not present.	True	
Samples do not require splitting or compositing.	True	
Residual Chlorine Checked.	N/A	

Login Sample Receipt Checklist

Client: Southern Company

Job Number: 680-246967-2

Login Number: 246967
List Number: 2
Creator: Thornley, Richard W

List Source: Eurofins St. Louis
List Creation: 02/22/24 01:34 PM

Question	Answer	Comment
Radioactivity wasn't checked or is </= background as measured by a survey meter.	True	
The cooler's custody seal, if present, is intact.	True	
Sample custody seals, if present, are intact.	True	
The cooler or samples do not appear to have been compromised or tampered with.	True	
Samples were received on ice.	N/A	
Cooler Temperature is acceptable.	True	
Cooler Temperature is recorded.	True	
COC is present.	True	
COC is filled out in ink and legible.	True	
COC is filled out with all pertinent information.	True	
Is the Field Sampler's name present on COC?	N/A	
There are no discrepancies between the containers received and the COC.	True	
Samples are received within Holding Time (excluding tests with immediate HTs)	True	
Sample containers have legible labels.	True	
Containers are not broken or leaking.	True	
Sample collection date/times are provided.	True	
Appropriate sample containers are used.	True	
Sample bottles are completely filled.	True	
Sample Preservation Verified.	True	
There is sufficient vol. for all requested analyses, incl. any requested MS/MSDs	True	
Containers requiring zero headspace have no headspace or bubble is <6mm (1/4").	N/A	
Multiphasic samples are not present.	True	
Samples do not require splitting or compositing.	True	
Residual Chlorine Checked.	N/A	

eurofins | Environment Testing

ANALYTICAL REPORT

PREPARED FOR

Attn: Joju Abraham
Southern Company
241 Ralph McGill Blvd SE
B10185
Atlanta, Georgia 30308

Generated 4/2/2024 4:51:44 PM

JOB DESCRIPTION

CCR - Plant Scherer Ash Pond Assessment

JOB NUMBER

680-247024-2

Eurofins Savannah
5102 LaRoche Avenue
Savannah GA 31404

See page two for job notes and contact information.

my EOL

Eurofins Savannah

Job Notes

This report may not be reproduced except in full, and with written approval from the laboratory. The results relate only to the samples tested. For questions please contact the Project Manager at the e-mail address or telephone number listed on this page.

The test results in this report relate only to the samples as received by the laboratory and will meet all requirements of the methodology, with any exceptions noted. This report shall not be reproduced except in full, without the express written approval of the laboratory. All questions should be directed to the Eurofins Environment Testing Southeast, LLC Project Manager.

Authorization

Generated
4/2/2024 4:51:44 PM

Authorized for release by
David Fuller, Project Manager
David.Fuller@et.eurofinsus.com
(770)344-8986

Definitions/Glossary

Client: Southern Company
Job ID: 680-247024-2
Project/Site: CCR - Plant Scherer Ash Pond Assessment

Qualifiers

Rad

Qualifier	Qualifier Description
U	Result is less than the sample detection limit.

Glossary

Abbreviation	These commonly used abbreviations may or may not be present in this report.
¤	Listed under the "D" column to designate that the result is reported on a dry weight basis
%R	Percent Recovery
CFL	Contains Free Liquid
CFU	Colony Forming Unit
CNF	Contains No Free Liquid
DER	Duplicate Error Ratio (normalized absolute difference)
Dil Fac	Dilution Factor
DL	Detection Limit (DoD/DOE)
DL, RA, RE, IN	Indicates a Dilution, Re-analysis, Re-extraction, or additional Initial metals/anion analysis of the sample
DLC	Decision Level Concentration (Radiochemistry)
EDL	Estimated Detection Limit (Dioxin)
LOD	Limit of Detection (DoD/DOE)
LOQ	Limit of Quantitation (DoD/DOE)
MCL	EPA recommended "Maximum Contaminant Level"
MDA	Minimum Detectable Activity (Radiochemistry)
MDC	Minimum Detectable Concentration (Radiochemistry)
MDL	Method Detection Limit
ML	Minimum Level (Dioxin)
MPN	Most Probable Number
MQL	Method Quantitation Limit
NC	Not Calculated
ND	Not Detected at the reporting limit (or MDL or EDL if shown)
NEG	Negative / Absent
POS	Positive / Present
PQL	Practical Quantitation Limit
PRES	Presumptive
QC	Quality Control
RER	Relative Error Ratio (Radiochemistry)
RL	Reporting Limit or Requested Limit (Radiochemistry)
RPD	Relative Percent Difference, a measure of the relative difference between two points
TEF	Toxicity Equivalent Factor (Dioxin)
TEQ	Toxicity Equivalent Quotient (Dioxin)
TNTC	Too Numerous To Count

Sample Summary

Client: Southern Company
Project/Site: CCR - Plant Scherer Ash Pond Assessment

Job ID: 680-247024-2

Lab Sample ID	Client Sample ID	Matrix	Collected	Received
680-247024-1	SCH-PZ-13S	Water	02/21/24 13:02	02/22/24 11:55
680-247024-2	SCH-AP1-FD-3	Water	02/21/24 00:00	02/22/24 11:55

Job Narrative
680-247024-2

Analytical test results meet all requirements of the associated regulatory program listed on the Accreditation/Certification Summary Page unless otherwise noted under the individual analysis. Data qualifiers are applied to indicate exceptions. Noncompliant quality control (QC) is further explained in narrative comments.

- Matrix QC may not be reported if insufficient sample or site-specific QC samples were not submitted. In these situations, to demonstrate precision and accuracy at a batch level, a LCS/LCSD may be performed, unless otherwise specified in the method.
- Surrogate and/or isotope dilution analyte recoveries (if applicable) which are outside of the QC window are confirmed unless attributed to a dilution or otherwise noted in the narrative.

Receipt
The samples were received on 2/22/2024 11:55 AM. Unless otherwise noted below, the samples arrived in good condition, and, where required, properly preserved and on ice. The temperature of the cooler at receipt time was 2.6°C.

Gas Flow Proportional Counter
No additional analytical or quality issues were noted, other than those described above or in the Definitions/ Glossary page.

Rad
No additional analytical or quality issues were noted, other than those described above or in the Definitions/ Glossary page.

Client Sample Results

Client: Southern Company
Project/Site: CCR - Plant Scherer Ash Pond Assessment

Job ID: 680-247024-2

Client Sample ID: SCH-PZ-13S

Lab Sample ID: 680-247024-1

Date Collected: 02/21/24 13:02
Matrix: Water
Date Received: 02/22/24 11:55

Method: SW846 9315 - Radium-226 (GFPC)

Analyte	Result	Qualifier	Count Uncert. (2σ+/-)	Total Uncert. (2σ+/-)	RL	MDC	Unit	Prepared	Analyzed	Dil Fac
Radium-226	0.111	U	0.157	0.157	1.00	0.266	pCi/L	03/04/24 10:15	04/02/24 08:30	1

Carrier	*%Yield*	*Qualifier*	*Limits*	*Prepared*	*Analyzed*	*Dil Fac*
Ba Carrier	*105*		*30 - 110*	*03/04/24 10:15*	*04/02/24 08:30*	*1*

Method: SW846 9320 - Radium-228 (GFPC)

Analyte	Result	Qualifier	Count Uncert. (2σ+/-)	Total Uncert. (2σ+/-)	RL	MDC	Unit	Prepared	Analyzed	Dil Fac
Radium-228	-0.104	U	0.233	0.233	1.00	0.473	pCi/L	03/04/24 10:29	04/01/24 12:02	1

Carrier	*%Yield*	*Qualifier*	*Limits*	*Prepared*	*Analyzed*	*Dil Fac*
Ba Carrier	*105*		*30 - 110*	*03/04/24 10:29*	*04/01/24 12:02*	*1*
Y Carrier	*78.9*		*30 - 110*	*03/04/24 10:29*	*04/01/24 12:02*	*1*

Method: TAL-STL Ra226_Ra228 - Combined Radium-226 and Radium-228

Analyte	Result	Qualifier	Count Uncert. (2σ+/-)	Total Uncert. (2σ+/-)	RL	MDC	Unit	Prepared	Analyzed	Dil Fac
Combined Radium 226 + 228	0.00672	U	0.281	0.281	5.00	0.473	pCi/L		04/02/24 11:20	1

Client Sample ID: SCH-AP1-FD-3

Lab Sample ID: 680-247024-2

Date Collected: 02/21/24 00:00
Matrix: Water
Date Received: 02/22/24 11:55

Method: SW846 9315 - Radium-226 (GFPC)

Analyte	Result	Qualifier	Count Uncert. (2σ+/-)	Total Uncert. (2σ+/-)	RL	MDC	Unit	Prepared	Analyzed	Dil Fac
Radium-226	**0.305**		0.192	0.194	1.00	0.262	pCi/L	03/04/24 10:15	04/02/24 08:30	1

Carrier	*%Yield*	*Qualifier*	*Limits*	*Prepared*	*Analyzed*	*Dil Fac*
Ba Carrier	*101*		*30 - 110*	*03/04/24 10:15*	*04/02/24 08:30*	*1*

Method: SW846 9320 - Radium-228 (GFPC)

Analyte	Result	Qualifier	Count Uncert. (2σ+/-)	Total Uncert. (2σ+/-)	RL	MDC	Unit	Prepared	Analyzed	Dil Fac
Radium-228	0.0102	U	0.281	0.281	1.00	0.521	pCi/L	03/04/24 10:29	04/01/24 11:49	1

Carrier	*%Yield*	*Qualifier*	*Limits*	*Prepared*	*Analyzed*	*Dil Fac*
Ba Carrier	*101*		*30 - 110*	*03/04/24 10:29*	*04/01/24 11:49*	*1*
Y Carrier	*82.2*		*30 - 110*	*03/04/24 10:29*	*04/01/24 11:49*	*1*

Client Sample Results

Client: Southern Company
Project/Site: CCR - Plant Scherer Ash Pond Assessment

Job ID: 680-247024-2

Client Sample ID: SCH-AP1-FD-3

Lab Sample ID: 680-247024-2

Date Collected: 02/21/24 00:00

Matrix: Water

Date Received: 02/22/24 11:55

Method: TAL-STL Ra226_Ra228 - Combined Radium-226 and Radium-228

Analyte	Result	Qualifier	Count Uncert. (2σ+/-)	Total Uncert. (2σ+/-)	RL	MDC	Unit	Prepared	Analyzed	Dil Fac
Combined Radium 226 + 228	0.316	U	0.340	0.341	5.00	0.521	pCi/L		04/02/24 14:43	1

Tracer/Carrier Summary

Client: Southern Company
Job ID: 680-247024-2
Project/Site: CCR - Plant Scherer Ash Pond Assessment

Method: 9315 - Radium-226 (GFPC)

Matrix: Water **Prep Type: Total/NA**

		Percent Yield (Acceptance Limits)							
		Ba							
Lab Sample ID	Client Sample ID	(30-110)							
680-247024-1	SCH-PZ-13S	105							
680-247024-2	SCH-AP1-FD-3	101							
680-247135-D-1-A DU	Duplicate	103							
LCS 160-650917/2-A	Lab Control Sample	107							
MB 160-650917/1-A	Method Blank	108							

Tracer/Carrier Legend

Ba = Ba Carrier

Method: 9320 - Radium-228 (GFPC)

Matrix: Water **Prep Type: Total/NA**

		Percent Yield (Acceptance Limits)							
		Ba	Y						
Lab Sample ID	Client Sample ID	(30-110)	(30-110)						
680-247024-1	SCH-PZ-13S	105	78.9						
680-247024-2	SCH-AP1-FD-3	101	82.2						
680-247135-D-1-B DU	Duplicate	103	70.7						
LCS 160-650918/2-A	Lab Control Sample	107	86.7						
MB 160-650918/1-A	Method Blank	108	84.5						

Tracer/Carrier Legend

Ba = Ba Carrier

Y = Y Carrier

Method: 9315 - Radium-226 (GFPC)

Lab Sample ID: MB 160-650917/1-A — **Client Sample ID: Method Blank**
Matrix: Water — **Prep Type: Total/NA**
Analysis Batch: 654947 — **Prep Batch: 650917**

Analyte	MB Result	MB Qualifier	Count Uncert. (2σ+/-)	Total Uncert. (2σ+/-)	RL	MDC	Unit	Prepared	Analyzed	Dil Fac
Radium-226	0.1065	U	0.117	0.117	1.00	0.185	pCi/L	03/04/24 10:15	04/02/24 08:12	1

Carrier	*MB %Yield*	*MB Qualifier*	*Limits*	*Prepared*	*Analyzed*	*Dil Fac*
Ba Carrier	*108*		*30 - 110*	*03/04/24 10:15*	*04/02/24 08:12*	*1*

Lab Sample ID: LCS 160-650917/2-A — **Client Sample ID: Lab Control Sample**
Matrix: Water — **Prep Type: Total/NA**
Analysis Batch: 654947 — **Prep Batch: 650917**

Analyte			Spike Added	LCS Result	LCS Qual	Total Uncert. (2σ+/-)	RL	MDC	Unit	%Rec	%Rec Limits		
Radium-226			11.3	9.999		1.20	1.00	0.210	pCi/L	88	75 - 125		

Carrier	*LCS %Yield*	*LCS Qualifier*	*Limits*
Ba Carrier	*107*		*30 - 110*

Lab Sample ID: 680-247135-D-1-A DU — **Client Sample ID: Duplicate**
Matrix: Water — **Prep Type: Total/NA**
Analysis Batch: 655001 — **Prep Batch: 650917**

Analyte	Sample Result	Sample Qual		DU Result	DU Qual	Total Uncert. (2σ+/-)	RL	MDC	Unit			RER	RER Limit
Radium-226	0.118	U		0.09252	U	0.123	1.00	0.205	pCi/L			0.1	1

Carrier	*DU %Yield*	*DU Qualifier*	*Limits*
Ba Carrier	*103*		*30 - 110*

Method: 9320 - Radium-228 (GFPC)

Lab Sample ID: MB 160-650918/1-A — **Client Sample ID: Method Blank**
Matrix: Water — **Prep Type: Total/NA**
Analysis Batch: 654904 — **Prep Batch: 650918**

Analyte	MB Result	MB Qualifier	Count Uncert. (2σ+/-)	Total Uncert. (2σ+/-)	RL	MDC	Unit	Prepared	Analyzed	Dil Fac
Radium-228	0.3685	U	0.545	0.546	1.00	0.919	pCi/L	03/04/24 10:29	04/01/24 17:25	1

Carrier	*MB %Yield*	*MB Qualifier*	*Limits*	*Prepared*	*Analyzed*	*Dil Fac*
Ba Carrier	*108*		*30 - 110*	*03/04/24 10:29*	*04/01/24 17:25*	*1*
Y Carrier	*84.5*		*30 - 110*	*03/04/24 10:29*	*04/01/24 17:25*	*1*

Method: 9320 - Radium-228 (GFPC) (Continued)

Lab Sample ID: LCS 160-650918/2-A
Client Sample ID: Lab Control Sample
Matrix: Water
Prep Type: Total/NA
Analysis Batch: 654861
Prep Batch: 650918

Analyte			Spike Added	LCS Result	LCS Qual	Total Uncert. (2σ+/-)	RL	MDC	Unit	%Rec	%Rec Limits		
Radium-228			9.07	8.041		1.09	1.00	0.486	pCi/L	89	75 - 125		

Carrier	*LCS %Yield*	*LCS Qualifier*	*Limits*
Ba Carrier	*107*		*30 - 110*
Y Carrier	*86.7*		*30 - 110*

Lab Sample ID: 680-247135-D-1-B DU
Client Sample ID: Duplicate
Matrix: Water
Prep Type: Total/NA
Analysis Batch: 654903
Prep Batch: 650918

Analyte	Sample Result	Sample Qual		DU Result	DU Qual	Total Uncert. (2σ+/-)	RL	MDC	Unit			RER	RER Limit
Radium-228	0.794			0.3692	U	0.339	1.00	0.533	pCi/L			0.57	1

Carrier	*DU %Yield*	*DU Qualifier*	*Limits*
Ba Carrier	*103*		*30 - 110*
Y Carrier	*70.7*		*30 - 110*

QC Association Summary

Client: Southern Company
Project/Site: CCR - Plant Scherer Ash Pond Assessment

Job ID: 680-247024-2

Rad

Prep Batch: 650917

Lab Sample ID	Client Sample ID	Prep Type	Matrix	Method	Prep Batch
680-247024-1	SCH-PZ-13S	Total/NA	Water	PrecSep-21	
680-247024-2	SCH-AP1-FD-3	Total/NA	Water	PrecSep-21	
MB 160-650917/1-A	Method Blank	Total/NA	Water	PrecSep-21	
LCS 160-650917/2-A	Lab Control Sample	Total/NA	Water	PrecSep-21	
680-247135-D-1-A DU	Duplicate	Total/NA	Water	PrecSep-21	

Prep Batch: 650918

Lab Sample ID	Client Sample ID	Prep Type	Matrix	Method	Prep Batch
680-247024-1	SCH-PZ-13S	Total/NA	Water	PrecSep_0	
680-247024-2	SCH-AP1-FD-3	Total/NA	Water	PrecSep_0	
MB 160-650918/1-A	Method Blank	Total/NA	Water	PrecSep_0	
LCS 160-650918/2-A	Lab Control Sample	Total/NA	Water	PrecSep_0	
680-247135-D-1-B DU	Duplicate	Total/NA	Water	PrecSep_0	

Lab Chronicle

Client: Southern Company
Project/Site: CCR - Plant Scherer Ash Pond Assessment

Job ID: 680-247024-2

Client Sample ID: SCH-PZ-13S

Lab Sample ID: 680-247024-1

Date Collected: 02/21/24 13:02
Date Received: 02/22/24 11:55

Matrix: Water

Prep Type	Batch Type	Batch Method	Run	Dil Factor	Initial Amount	Final Amount	Batch Number	Prepared or Analyzed	Analyst	Lab
Total/NA	Prep	PrecSep-21			1001.91 mL	1.0 g	650917	03/04/24 10:15	KAK	EET SL
Total/NA	Analysis	9315		1			655001	04/02/24 08:30	SCB	EET SL
	Instrument ID:	GFPCBLUE								
Total/NA	Prep	PrecSep_0			1001.91 mL	1.0 g	650918	03/04/24 10:29	KAK	EET SL
Total/NA	Analysis	9320		1			654904	04/01/24 12:02	SCB	EET SL
	Instrument ID:	GFPCPURPLE								
Total/NA	Analysis	Ra226_Ra228		1			655069	04/02/24 11:20	FLC	EET SL
	Instrument ID:	NOEQUIP								

Client Sample ID: SCH-AP1-FD-3

Lab Sample ID: 680-247024-2

Date Collected: 02/21/24 00:00
Date Received: 02/22/24 11:55

Matrix: Water

Prep Type	Batch Type	Batch Method	Run	Dil Factor	Initial Amount	Final Amount	Batch Number	Prepared or Analyzed	Analyst	Lab
Total/NA	Prep	PrecSep-21			1007.30 mL	1.0 g	650917	03/04/24 10:15	KAK	EET SL
Total/NA	Analysis	9315		1			655001	04/02/24 08:30	SCB	EET SL
	Instrument ID:	GFPCBLUE								
Total/NA	Prep	PrecSep_0			1007.30 mL	1.0 g	650918	03/04/24 10:29	KAK	EET SL
Total/NA	Analysis	9320		1			654903	04/01/24 11:49	SCB	EET SL
	Instrument ID:	GFPCBLUE								
Total/NA	Analysis	Ra226_Ra228		1			655069	04/02/24 14:43	FLC	EET SL
	Instrument ID:	NOEQUIP								

Laboratory References:

EET SL = Eurofins St. Louis, 13715 Rider Trail North, Earth City, MO 63045, TEL (314)298-8566

Accreditation/Certification Summary

Client: Southern Company
Job ID: 680-247024-2
Project/Site: CCR - Plant Scherer Ash Pond Assessment

Laboratory: Eurofins St. Louis

The accreditations/certifications listed below are applicable to this report.

Authority	Program	Identification Number	Expiration Date
Florida	NELAP	E87689	06-30-24

Method Summary

Client: Southern Company
Project/Site: CCR - Plant Scherer Ash Pond Assessment

Job ID: 680-247024-2

Method	Method Description	Protocol	Laboratory
9315	Radium-226 (GFPC)	SW846	EET SL
9320	Radium-228 (GFPC)	SW846	EET SL
Ra226_Ra228	Combined Radium-226 and Radium-228	TAL-STL	EET SL
PrecSep_0	Preparation, Precipitate Separation	None	EET SL
PrecSep-21	Preparation, Precipitate Separation (21-Day In-Growth)	None	EET SL

Protocol References:

None = None

SW846 = "Test Methods For Evaluating Solid Waste, Physical/Chemical Methods", Third Edition, November 1986 And Its Updates.

TAL-STL = TestAmerica Laboratories, St. Louis, Facility Standard Operating Procedure.

Laboratory References:

EET SL = Eurofins St. Louis, 13715 Rider Trail North, Earth City, MO 63045, TEL (314)298-8566

Eurofins Savannah
5102 LaRoche Avenue
Savannah, GA 31404
Phone (912) 354-7858 Phone (912) 352-0165

Chain of Custody Record

eurofins | Environment Testing

Client Information	Sampler(s): Mark Mann	Lab PM / Phone: David Fuller / 770-344-8986	Carrier Tracking No(s):	COC No:
Client Contact: Joju Abraham	Site-Project Manager / Phone: Dawn Prell / 248-536-5445	E-Mail: David.Fuller@et.eurofinsus.com	State of Origin: GA	Page: Page 1 of 1
Company: Southern Company				Job #:
Address: 241 Ralph McGill Blvd SE B10185	Due Date Requested:			
City: Atlanta	TAT Requested (business days): 2 weeks			
State, Zip: GA, 30308	Compliance Project: Δ Yes Δ No			
Phone:	Lab Project #: (DO NOT REMOVE) 68027798			
Email: JAbraham@southernco.com	Lab PO #: GPC82130-0003 / PO Line #1			
Project Name: CCR - Plant Scherer Ash Pond Assessment	Project #:			
Site:				

Analysis Requested

Preservation Codes:
A - HCL, B - NaOH, C - Zn Acetate, D - Nitric Acid, E - NaHSO4, F - MeOH, G - Amchlor, H - Ascorbic Acid, I - Ice, J - DI Water, K - EDTA, L - EDA
M - Hexane, N - None, O - AsNaO2, P - Na2O4S, Q - Na2SO3, R - Na2S2O3, S - H2SO4, T - TSP Dodecahydrate, U - Acetone, V - MCAA, W - pH 4-5, Y - Trizma, Z - other (specify)
Other:

Task_Code: SCH-CCR-ASSMT-2024S1

Special Instructions/Notes:

Sample Identification	Sample Date	Sample Time	Sample Type (C=comp, G=grab)	Matrix (W=water, S=solid, O=waste/oil, BT=Tissue, A=Air)	Field Filtered Sample (Yes or No)	Perform MS/MSD (Yes or No)	300_ORGFM_28D - Chloride, Fluoride, Sulfate	2540C - Solids, Total Dissolved (TDS)	6020B - App III and IV w/ Fe, Mg, Mn, Na, K	7470A - App IV Mercury	9034 - Sulfide	2320B - Alkalinity, Total, Carb/Bicarb	9315_Ra226 - Radium 226	9320_Ra228 - Radium 228	Ra226Ra228_GFPC - Combined Radium 226 and 228					Total Number of containers	Special Instructions/Notes:
			Preservation Code:				N	N	D	D	CB	N	D	D	D						
SCH-PZ-13S	2/21/24	13:02	G	WG	N	N	X	X	X	X	X	X	X	X	X					8	
SCH-AP1-FD-3	2/21/24	–	G	WG	N	N	X	X	X	X	X	X	X	X	X					8	
																				8	
																				8	
																				8	
																				8	
																				8	
																				8	
																				8	
																				8	
																				8	

680-247024 Chain of Custody

Possible Hazard Identification
☐ Non-Hazard ☐ Flammable ☐ Skin Irritant ☐ Poison B ☐ Unknown ☐ Radiological

Sample Disposal (A fee may be assessed if samples are retained longer than 1 month)
☐ Return To Client ☐ Disposal By Lab ☐ Archive For _____ Months

Deliverable Requested: I, II, III, IV, Other (specify)

Special Instructions/QC Requirements:

Empty Kit Relinquished by:	Date:	Time:	Method of Shipment:

Relinquished by:	Date/Time:	Company	Received by:	Date/Time:	Company
MARK MANN/	02/22/24 0830	WSP	Elaine Cook	02/22/24 08:30	Courier
			C. Mu	2/22/24 1155	Eurofins

Custody Seals Intact: Δ Yes Δ No	Custody Seal No.:	Cooler Temperature(s) °C and Other Remarks: 2.6/2.6

Ver: 01/16/2019

4/2/2024

Eurofins Savannah
5102 LaRoche Avenue
Savannah, GA 31404
Phone: 912-354-7858 Fax: 912-352-0165

Chain of Custody Record

eurofins | Environment Testing

Client Information (Sub Contract Lab)	Sampler:	Lab PM: Fuller, David	Carrier Tracking No(s):	COC No: 680-764579.1
Client Contact: Shipping/Receiving	Phone:	E-Mail: David.Fuller@et.eurofinsus.com	State of Origin: Georgia	Page: Page 1 of 1
Company: TestAmerica Laboratories, Inc.		Accreditations Required (See note): NELAP - Florida; State - Georgia		Job #: 680-247024-2
Address: 13715 Rider Trail North, ,	Due Date Requested: 3/22/2024			
City: Earth City	TAT Requested (days):			
State, Zip: MO, 63045				
Phone: 314-298-8566(Tel) 314-298-8757(Fax)	PO #:			
Email:	WO #:			
Project Name: CCR - Plant Scherer Ash Pond Assessment	Project #: 68027798			
Site:	SSOW#:			

Analysis Requested

Preservation Codes:
A - HCL, B - NaOH, C - Zn Acetate, D - Nitric Acid, E - NaHSO4, F - MeOH, G - Amchlor, H - Ascorbic Acid, I - Ice, J - DI Water, K - EDTA, L - EDA, M - Hexane, N - None, O - AsNaO2, P - Na2O4S, Q - Na2SO3, R - Na2S2O3, S - H2SO4, T - TSP Dodecahydrate, U - Acetone, V - MCAA, W - pH 4-5, Y - Trizma, Z - other (specify)
Other:

Sample Identification - Client ID (Lab ID)	Sample Date	Sample Time	Sample Type (C=comp, G=grab)	Matrix (W=water, S=solid, O=waste/oil, BT=Tissue, A=Air)	Field Filtered Sample (Yes or No)	Perform MS/MSD (Yes or No)	9315_Ra226/PrecSep_21 Radium-226 (GFPC) - 21 day decay	9320_Ra228/PrecSep_0 Radium-228 (GFPC)	Ra226Ra228_GFPC/ Combined Radium-226 and Radium-228	Total Number of containers	Special Instructions/Note:
			Preservation Code:								
SCH-PZ-13S (680-247024-1)	2/21/24	13:02 Eastern		Water			X	X	X	2	
SCH-AP1-FD-3 (680-247024-2)	2/21/24	Eastern		Water			X	X	X	2	

Note: Since laboratory accreditations are subject to change, Eurofins Environment Testing Southeast, LLC places the ownership of method, analyte & accreditation compliance upon our subcontract laboratories. This sample shipment is forwarded under chain-of-custody. If the laboratory does not currently maintain accreditation in the State of Origin listed above for analysis/tests/matrix being analyzed, the samples must be shipped back to the Eurofins Environment Testing Southeast, LLC laboratory or other instructions will be provided. Any changes to accreditation status should be brought to Eurofins Environment Testing Southeast, LLC attention immediately. If all requested accreditations are current to date, return the signed Chain of Custody attesting to said compliance to Eurofins Environment Testing Southeast, LLC.

Possible Hazard Identification
Unconfirmed

Sample Disposal (A fee may be assessed if samples are retained longer than 1 month)
☐ *Return To Client* ☐ *Disposal By Lab* ☐ *Archive For* _____ *Months*

Deliverable Requested: I, II, III, IV, Other (specify) Primary Deliverable Rank: 2

Special Instructions/QC Requirements:

Empty Kit Relinquished by:	Date:	Time:	Method of Shipment:

Relinquished by:	Date/Time:	Company	Received by: Richard Thornley	Date/Time: FEB 27 2024 0830	Company ETA STL
Relinquished by:	Date/Time:	Company	Received by:	Date/Time:	Company
Relinquished by:	Date/Time:	Company	Received by:	Date/Time:	Company

Custody Seals Intact: Δ Yes Δ No	Custody Seal No.:	Cooler Temperature(s) °C and Other Remarks:

Ver: 06/08/2021

Login Sample Receipt Checklist

Client: Southern Company

Job Number: 680-247024-2

Login Number: 247024

List Source: Eurofins Savannah

List Number: 1

Creator: Johnson, Corey M

Question	Answer	Comment
Radioactivity wasn't checked or is </= background as measured by a survey meter.	N/A	
The cooler's custody seal, if present, is intact.	True	
Sample custody seals, if present, are intact.	True	
The cooler or samples do not appear to have been compromised or tampered with.	True	
Samples were received on ice.	True	
Cooler Temperature is acceptable.	True	
Cooler Temperature is recorded.	True	
COC is present.	True	
COC is filled out in ink and legible.	True	
COC is filled out with all pertinent information.	True	
Is the Field Sampler's name present on COC?	True	
There are no discrepancies between the containers received and the COC.	True	
Samples are received within Holding Time (excluding tests with immediate HTs)	True	
Sample containers have legible labels.	True	
Containers are not broken or leaking.	True	
Sample collection date/times are provided.	True	
Appropriate sample containers are used.	True	
Sample bottles are completely filled.	True	
Sample Preservation Verified.	N/A	
There is sufficient vol. for all requested analyses, incl. any requested MS/MSDs	True	
Containers requiring zero headspace have no headspace or bubble is <6mm (1/4").	N/A	
Multiphasic samples are not present.	True	
Samples do not require splitting or compositing.	True	
Residual Chlorine Checked.	N/A	

Login Sample Receipt Checklist

Client: Southern Company

Job Number: 680-247024-2

Login Number: 247024
List Number: 2
Creator: Thornley, Richard W

List Source: Eurofins St. Louis
List Creation: 02/27/24 05:10 PM

Question	Answer	Comment
Radioactivity wasn't checked or is </= background as measured by a survey meter.	True	
The cooler's custody seal, if present, is intact.	True	
Sample custody seals, if present, are intact.	True	
The cooler or samples do not appear to have been compromised or tampered with.	True	
Samples were received on ice.	N/A	
Cooler Temperature is acceptable.	True	
Cooler Temperature is recorded.	True	
COC is present.	True	
COC is filled out in ink and legible.	True	
COC is filled out with all pertinent information.	True	
Is the Field Sampler's name present on COC?	N/A	
There are no discrepancies between the containers received and the COC.	True	
Samples are received within Holding Time (excluding tests with immediate HTs)	True	
Sample containers have legible labels.	True	
Containers are not broken or leaking.	True	
Sample collection date/times are provided.	True	
Appropriate sample containers are used.	True	
Sample bottles are completely filled.	True	
Sample Preservation Verified.	True	
There is sufficient vol. for all requested analyses, incl. any requested MS/MSDs	True	
Containers requiring zero headspace have no headspace or bubble is <6mm (1/4").	N/A	
Multiphasic samples are not present.	True	
Samples do not require splitting or compositing.	True	
Residual Chlorine Checked.	N/A	

eurofins | Environment Testing

ANALYTICAL REPORT

PREPARED FOR

Attn: Joju Abraham
Southern Company
241 Ralph McGill Blvd SE
B10185
Atlanta, Georgia 30308

Generated 3/29/2024 5:29:39 PM

JOB DESCRIPTION

CCR - Plant Scherer Ash Pond

JOB NUMBER

680-247026-2

Eurofins Savannah
5102 LaRoche Avenue
Savannah GA 31404

See page two for job notes and contact information.

my EOL

Eurofins Savannah

Job Notes

This report may not be reproduced except in full, and with written approval from the laboratory. The results relate only to the samples tested. For questions please contact the Project Manager at the e-mail address or telephone number listed on this page.

The test results in this report relate only to the samples as received by the laboratory and will meet all requirements of the methodology, with any exceptions noted. This report shall not be reproduced except in full, without the express written approval of the laboratory. All questions should be directed to the Eurofins Environment Testing Southeast, LLC Project Manager.

Authorization

Generated
3/29/2024 5:29:39 PM

Authorized for release by
David Fuller, Project Manager
David.Fuller@et.eurofinsus.com
(770)344-8986

Definitions/Glossary

Client: Southern Company
Project/Site: CCR - Plant Scherer Ash Pond

Job ID: 680-247026-2

Qualifiers

Rad

Qualifier	Qualifier Description
U	Result is less than the sample detection limit.

Glossary

Abbreviation	These commonly used abbreviations may or may not be present in this report.
¤	Listed under the "D" column to designate that the result is reported on a dry weight basis
%R	Percent Recovery
CFL	Contains Free Liquid
CFU	Colony Forming Unit
CNF	Contains No Free Liquid
DER	Duplicate Error Ratio (normalized absolute difference)
Dil Fac	Dilution Factor
DL	Detection Limit (DoD/DOE)
DL, RA, RE, IN	Indicates a Dilution, Re-analysis, Re-extraction, or additional Initial metals/anion analysis of the sample
DLC	Decision Level Concentration (Radiochemistry)
EDL	Estimated Detection Limit (Dioxin)
LOD	Limit of Detection (DoD/DOE)
LOQ	Limit of Quantitation (DoD/DOE)
MCL	EPA recommended "Maximum Contaminant Level"
MDA	Minimum Detectable Activity (Radiochemistry)
MDC	Minimum Detectable Concentration (Radiochemistry)
MDL	Method Detection Limit
ML	Minimum Level (Dioxin)
MPN	Most Probable Number
MQL	Method Quantitation Limit
NC	Not Calculated
ND	Not Detected at the reporting limit (or MDL or EDL if shown)
NEG	Negative / Absent
POS	Positive / Present
PQL	Practical Quantitation Limit
PRES	Presumptive
QC	Quality Control
RER	Relative Error Ratio (Radiochemistry)
RL	Reporting Limit or Requested Limit (Radiochemistry)
RPD	Relative Percent Difference, a measure of the relative difference between two points
TEF	Toxicity Equivalent Factor (Dioxin)
TEQ	Toxicity Equivalent Quotient (Dioxin)
TNTC	Too Numerous To Count

Sample Summary

Client: Southern Company
Project/Site: CCR - Plant Scherer Ash Pond

Job ID: 680-247026-2

Lab Sample ID	Client Sample ID	Matrix	Collected	Received
680-247026-1	SCH-SGWC-23	Water	02/21/24 11:20	02/22/24 11:55
680-247026-2	SCH-AP1-FB-1	Water	02/21/24 11:40	02/22/24 11:55
680-247026-3	SCH-SGWC-22	Water	02/21/24 13:20	02/22/24 11:55
680-247026-4	SCH-SGWA-24	Water	02/21/24 10:05	02/22/24 11:55
680-247026-5	SCH-SGWA-5	Water	02/21/24 11:19	02/22/24 11:55
680-247026-6	SCH-SGWC-7	Water	02/21/24 10:00	02/22/24 11:55
680-247026-7	SCH-SGWC-8	Water	02/21/24 12:15	02/22/24 11:55
680-247026-8	SCH-SGWC-9	Water	02/21/24 14:50	02/22/24 11:55
680-247026-9	SCH-SGWA-3	Water	02/21/24 15:55	02/22/24 11:55
680-247026-10	SCH-AP1-EB-2	Water	02/21/24 15:40	02/22/24 11:55

Job Narrative
680-247026-2

Analytical test results meet all requirements of the associated regulatory program listed on the Accreditation/Certification Summary Page unless otherwise noted under the individual analysis. Data qualifiers are applied to indicate exceptions. Noncompliant quality control (QC) is further explained in narrative comments.

- Matrix QC may not be reported if insufficient sample or site-specific QC samples were not submitted. In these situations, to demonstrate precision and accuracy at a batch level, a LCS/LCSD may be performed, unless otherwise specified in the method.
- Surrogate and/or isotope dilution analyte recoveries (if applicable) which are outside of the QC window are confirmed unless attributed to a dilution or otherwise noted in the narrative.

Receipt
The samples were received on 2/22/2024 11:55 AM. Unless otherwise noted below, the samples arrived in good condition, and, where required, properly preserved and on ice. The temperatures of the 4 coolers at receipt time were 2.0°C, 2.6°C, 3.1°C and 3.8°C.

Gas Flow Proportional Counter
No additional analytical or quality issues were noted, other than those described above or in the Definitions/ Glossary page.

Rad
No additional analytical or quality issues were noted, other than those described above or in the Definitions/ Glossary page.

Client Sample Results

Client: Southern Company
Project/Site: CCR - Plant Scherer Ash Pond

Job ID: 680-247026-2

Client Sample ID: SCH-SGWC-23

Lab Sample ID: 680-247026-1
Matrix: Water

Date Collected: 02/21/24 11:20
Date Received: 02/22/24 11:55

Method: SW846 9315 - Radium-226 (GFPC)

Analyte	Result	Qualifier	Count Uncert. (2σ+/-)	Total Uncert. (2σ+/-)	RL	MDC	Unit	Prepared	Analyzed	Dil Fac
Radium-226	0.375		0.196	0.198	1.00	0.241	pCi/L	03/06/24 07:36	03/28/24 14:43	1

Carrier	*%Yield*	*Qualifier*	*Limits*	*Prepared*	*Analyzed*	*Dil Fac*
Ba Carrier	*90.5*		*30 - 110*	*03/06/24 07:36*	*03/28/24 14:43*	*1*

Method: SW846 9320 - Radium-228 (GFPC)

Analyte	Result	Qualifier	Count Uncert. (2σ+/-)	Total Uncert. (2σ+/-)	RL	MDC	Unit	Prepared	Analyzed	Dil Fac
Radium-228	0.0373	U	0.335	0.335	1.00	0.612	pCi/L	03/06/24 07:53	03/27/24 12:01	1

Carrier	*%Yield*	*Qualifier*	*Limits*	*Prepared*	*Analyzed*	*Dil Fac*
Ba Carrier	*90.5*		*30 - 110*	*03/06/24 07:53*	*03/27/24 12:01*	*1*
Y Carrier	*81.9*		*30 - 110*	*03/06/24 07:53*	*03/27/24 12:01*	*1*

Method: TAL-STL Ra226_Ra228 - Combined Radium-226 and Radium-228

Analyte	Result	Qualifier	Count Uncert. (2σ+/-)	Total Uncert. (2σ+/-)	RL	MDC	Unit	Prepared	Analyzed	Dil Fac
Combined Radium 226 + 228	0.412	U	0.388	0.389	5.00	0.612	pCi/L		03/29/24 16:09	1

Client Sample ID: SCH-AP1-FB-1

Lab Sample ID: 680-247026-2
Matrix: Water

Date Collected: 02/21/24 11:40
Date Received: 02/22/24 11:55

Method: SW846 9315 - Radium-226 (GFPC)

Analyte	Result	Qualifier	Count Uncert. (2σ+/-)	Total Uncert. (2σ+/-)	RL	MDC	Unit	Prepared	Analyzed	Dil Fac
Radium-226	0.0915	U	0.113	0.113	1.00	0.185	pCi/L	03/06/24 07:36	03/28/24 14:43	1

Carrier	*%Yield*	*Qualifier*	*Limits*	*Prepared*	*Analyzed*	*Dil Fac*
Ba Carrier	*99.5*		*30 - 110*	*03/06/24 07:36*	*03/28/24 14:43*	*1*

Method: SW846 9320 - Radium-228 (GFPC)

Analyte	Result	Qualifier	Count Uncert. (2σ+/-)	Total Uncert. (2σ+/-)	RL	MDC	Unit	Prepared	Analyzed	Dil Fac
Radium-228	0.265	U	0.294	0.295	1.00	0.479	pCi/L	03/06/24 07:53	03/27/24 12:01	1

Carrier	*%Yield*	*Qualifier*	*Limits*	*Prepared*	*Analyzed*	*Dil Fac*
Ba Carrier	*99.5*		*30 - 110*	*03/06/24 07:53*	*03/27/24 12:01*	*1*
Y Carrier	*85.6*		*30 - 110*	*03/06/24 07:53*	*03/27/24 12:01*	*1*

Client Sample Results

Client: Southern Company
Project/Site: CCR - Plant Scherer Ash Pond

Job ID: 680-247026-2

Client Sample ID: SCH-AP1-FB-1

Lab Sample ID: 680-247026-2
Date Collected: 02/21/24 11:40
Matrix: Water
Date Received: 02/22/24 11:55

Method: TAL-STL Ra226_Ra228 - Combined Radium-226 and Radium-228

Analyte	Result	Qualifier	Count Uncert. (2σ+/-)	Total Uncert. (2σ+/-)	RL	MDC	Unit	Prepared	Analyzed	Dil Fac
Combined Radium 226 + 228	0.357	U	0.315	0.316	5.00	0.479	pCi/L		03/29/24 16:09	1

Client Sample ID: SCH-SGWC-22

Lab Sample ID: 680-247026-3
Date Collected: 02/21/24 13:20
Matrix: Water
Date Received: 02/22/24 11:55

Method: SW846 9315 - Radium-226 (GFPC)

Analyte	Result	Qualifier	Count Uncert. (2σ+/-)	Total Uncert. (2σ+/-)	RL	MDC	Unit	Prepared	Analyzed	Dil Fac
Radium-226	0.000	U	0.113	0.113	1.00	0.232	pCi/L	03/06/24 07:36	03/28/24 14:54	1

Carrier	*%Yield*	*Qualifier*	*Limits*	*Prepared*	*Analyzed*	*Dil Fac*
Ba Carrier	*96.6*		*30 - 110*	*03/06/24 07:36*	*03/28/24 14:54*	*1*

Method: SW846 9320 - Radium-228 (GFPC)

Analyte	Result	Qualifier	Count Uncert. (2σ+/-)	Total Uncert. (2σ+/-)	RL	MDC	Unit	Prepared	Analyzed	Dil Fac
Radium-228	0.289	U	0.305	0.306	1.00	0.494	pCi/L	03/06/24 07:53	03/27/24 12:01	1

Carrier	*%Yield*	*Qualifier*	*Limits*	*Prepared*	*Analyzed*	*Dil Fac*
Ba Carrier	*96.6*		*30 - 110*	*03/06/24 07:53*	*03/27/24 12:01*	*1*
Y Carrier	*83.0*		*30 - 110*	*03/06/24 07:53*	*03/27/24 12:01*	*1*

Method: TAL-STL Ra226_Ra228 - Combined Radium-226 and Radium-228

Analyte	Result	Qualifier	Count Uncert. (2σ+/-)	Total Uncert. (2σ+/-)	RL	MDC	Unit	Prepared	Analyzed	Dil Fac
Combined Radium 226 + 228	0.289	U	0.325	0.326	5.00	0.494	pCi/L		03/29/24 16:09	1

Client Sample ID: SCH-SGWA-24

Lab Sample ID: 680-247026-4
Date Collected: 02/21/24 10:05
Matrix: Water
Date Received: 02/22/24 11:55

Method: SW846 9315 - Radium-226 (GFPC)

Analyte	Result	Qualifier	Count Uncert. (2σ+/-)	Total Uncert. (2σ+/-)	RL	MDC	Unit	Prepared	Analyzed	Dil Fac
Radium-226	0.0142	U	0.124	0.124	1.00	0.245	pCi/L	03/06/24 07:36	03/28/24 14:54	1

Carrier	*%Yield*	*Qualifier*	*Limits*	*Prepared*	*Analyzed*	*Dil Fac*
Ba Carrier	*94.3*		*30 - 110*	*03/06/24 07:36*	*03/28/24 14:54*	*1*

Client Sample Results

Client: Southern Company
Project/Site: CCR - Plant Scherer Ash Pond

Job ID: 680-247026-2

Client Sample ID: SCH-SGWA-24

Lab Sample ID: 680-247026-4
Matrix: Water

Date Collected: 02/21/24 10:05
Date Received: 02/22/24 11:55

Method: SW846 9320 - Radium-228 (GFPC)

Analyte	Result	Qualifier	Count Uncert. (2σ+/-)	Total Uncert. (2σ+/-)	RL	MDC	Unit	Prepared	Analyzed	Dil Fac
Radium-228	-0.0440	U	0.289	0.289	1.00	0.553	pCi/L	03/06/24 07:53	03/27/24 12:02	1

Carrier	*%Yield*	*Qualifier*	*Limits*	*Prepared*	*Analyzed*	*Dil Fac*
Ba Carrier	*94.3*		*30 - 110*	*03/06/24 07:53*	*03/27/24 12:02*	*1*
Y Carrier	*84.5*		*30 - 110*	*03/06/24 07:53*	*03/27/24 12:02*	*1*

Method: TAL-STL Ra226_Ra228 - Combined Radium-226 and Radium-228

Analyte	Result	Qualifier	Count Uncert. (2σ+/-)	Total Uncert. (2σ+/-)	RL	MDC	Unit	Prepared	Analyzed	Dil Fac
Combined Radium 226 + 228	-0.0298	U	0.314	0.314	5.00	0.553	pCi/L		03/29/24 16:09	1

Client Sample ID: SCH-SGWA-5

Lab Sample ID: 680-247026-5
Matrix: Water

Date Collected: 02/21/24 11:19
Date Received: 02/22/24 11:55

Method: SW846 9315 - Radium-226 (GFPC)

Analyte	Result	Qualifier	Count Uncert. (2σ+/-)	Total Uncert. (2σ+/-)	RL	MDC	Unit	Prepared	Analyzed	Dil Fac
Radium-226	-0.0433	U	0.118	0.118	1.00	0.260	pCi/L	03/06/24 07:36	03/28/24 14:55	1

Carrier	*%Yield*	*Qualifier*	*Limits*	*Prepared*	*Analyzed*	*Dil Fac*
Ba Carrier	*93.6*		*30 - 110*	*03/06/24 07:36*	*03/28/24 14:55*	*1*

Method: SW846 9320 - Radium-228 (GFPC)

Analyte	Result	Qualifier	Count Uncert. (2σ+/-)	Total Uncert. (2σ+/-)	RL	MDC	Unit	Prepared	Analyzed	Dil Fac
Radium-228	-0.173	U	0.278	0.279	1.00	0.568	pCi/L	03/06/24 07:53	03/27/24 12:02	1

Carrier	*%Yield*	*Qualifier*	*Limits*	*Prepared*	*Analyzed*	*Dil Fac*
Ba Carrier	*93.6*		*30 - 110*	*03/06/24 07:53*	*03/27/24 12:02*	*1*
Y Carrier	*82.2*		*30 - 110*	*03/06/24 07:53*	*03/27/24 12:02*	*1*

Method: TAL-STL Ra226_Ra228 - Combined Radium-226 and Radium-228

Analyte	Result	Qualifier	Count Uncert. (2σ+/-)	Total Uncert. (2σ+/-)	RL	MDC	Unit	Prepared	Analyzed	Dil Fac
Combined Radium 226 + 228	-0.217	U	0.302	0.303	5.00	0.568	pCi/L		03/29/24 16:10	1

Client Sample Results

Client: Southern Company
Project/Site: CCR - Plant Scherer Ash Pond

Job ID: 680-247026-2

Client Sample ID: SCH-SGWC-7

Lab Sample ID: 680-247026-6

Date Collected: 02/21/24 10:00
Matrix: Water
Date Received: 02/22/24 11:55

Method: SW846 9315 - Radium-226 (GFPC)

Analyte	Result	Qualifier	Count Uncert. (2σ+/-)	Total Uncert. (2σ+/-)	RL	MDC	Unit	Prepared	Analyzed	Dil Fac
Radium-226	0.104	U	0.154	0.155	1.00	0.263	pCi/L	03/06/24 07:36	03/28/24 14:55	1

Carrier	*%Yield*	*Qualifier*	*Limits*	*Prepared*	*Analyzed*	*Dil Fac*
Ba Carrier	*97.4*		*30 - 110*	*03/06/24 07:36*	*03/28/24 14:55*	*1*

Method: SW846 9320 - Radium-228 (GFPC)

Analyte	Result	Qualifier	Count Uncert. (2σ+/-)	Total Uncert. (2σ+/-)	RL	MDC	Unit	Prepared	Analyzed	Dil Fac
Radium-228	0.115	U	0.287	0.287	1.00	0.508	pCi/L	03/06/24 07:53	03/27/24 12:02	1

Carrier	*%Yield*	*Qualifier*	*Limits*	*Prepared*	*Analyzed*	*Dil Fac*
Ba Carrier	*97.4*		*30 - 110*	*03/06/24 07:53*	*03/27/24 12:02*	*1*
Y Carrier	*82.6*		*30 - 110*	*03/06/24 07:53*	*03/27/24 12:02*	*1*

Method: TAL-STL Ra226_Ra228 - Combined Radium-226 and Radium-228

Analyte	Result	Qualifier	Count Uncert. (2σ+/-)	Total Uncert. (2σ+/-)	RL	MDC	Unit	Prepared	Analyzed	Dil Fac
Combined Radium 226 + 228	0.220	U	0.326	0.326	5.00	0.508	pCi/L		03/29/24 16:09	1

Client Sample ID: SCH-SGWC-8

Lab Sample ID: 680-247026-7

Date Collected: 02/21/24 12:15
Matrix: Water
Date Received: 02/22/24 11:55

Method: SW846 9315 - Radium-226 (GFPC)

Analyte	Result	Qualifier	Count Uncert. (2σ+/-)	Total Uncert. (2σ+/-)	RL	MDC	Unit	Prepared	Analyzed	Dil Fac
Radium-226	0.250	U	0.187	0.189	1.00	0.276	pCi/L	03/06/24 07:36	03/28/24 14:55	1

Carrier	*%Yield*	*Qualifier*	*Limits*	*Prepared*	*Analyzed*	*Dil Fac*
Ba Carrier	*96.9*		*30 - 110*	*03/06/24 07:36*	*03/28/24 14:55*	*1*

Method: SW846 9320 - Radium-228 (GFPC)

Analyte	Result	Qualifier	Count Uncert. (2σ+/-)	Total Uncert. (2σ+/-)	RL	MDC	Unit	Prepared	Analyzed	Dil Fac
Radium-228	**1.04**		0.404	0.416	1.00	0.513	pCi/L	03/06/24 07:53	03/27/24 12:02	1

Carrier	*%Yield*	*Qualifier*	*Limits*	*Prepared*	*Analyzed*	*Dil Fac*
Ba Carrier	*96.9*		*30 - 110*	*03/06/24 07:53*	*03/27/24 12:02*	*1*
Y Carrier	*84.1*		*30 - 110*	*03/06/24 07:53*	*03/27/24 12:02*	*1*

Client Sample Results

Client: Southern Company
Project/Site: CCR - Plant Scherer Ash Pond

Job ID: 680-247026-2

Client Sample ID: SCH-SGWC-8

Lab Sample ID: 680-247026-7
Matrix: Water
Date Collected: 02/21/24 12:15
Date Received: 02/22/24 11:55

Method: TAL-STL Ra226_Ra228 - Combined Radium-226 and Radium-228

Analyte	Result	Qualifier	Count Uncert. (2σ+/-)	Total Uncert. (2σ+/-)	RL	MDC	Unit	Prepared	Analyzed	Dil Fac
Combined Radium 226 + 228	1.29		0.445	0.457	5.00	0.513	pCi/L		03/29/24 16:10	1

Client Sample ID: SCH-SGWC-9

Lab Sample ID: 680-247026-8
Matrix: Water
Date Collected: 02/21/24 14:50
Date Received: 02/22/24 11:55

Method: SW846 9315 - Radium-226 (GFPC)

Analyte	Result	Qualifier	Count Uncert. (2σ+/-)	Total Uncert. (2σ+/-)	RL	MDC	Unit	Prepared	Analyzed	Dil Fac
Radium-226	0.0881	U	0.128	0.128	1.00	0.218	pCi/L	03/06/24 07:36	03/28/24 14:56	1

Carrier	*%Yield*	*Qualifier*	*Limits*	*Prepared*	*Analyzed*	*Dil Fac*
Ba Carrier	*92.0*		*30 - 110*	*03/06/24 07:36*	*03/28/24 14:56*	*1*

Method: SW846 9320 - Radium-228 (GFPC)

Analyte	Result	Qualifier	Count Uncert. (2σ+/-)	Total Uncert. (2σ+/-)	RL	MDC	Unit	Prepared	Analyzed	Dil Fac
Radium-228	-0.114	U	0.294	0.294	1.00	0.582	pCi/L	03/06/24 07:53	03/27/24 12:02	1

Carrier	*%Yield*	*Qualifier*	*Limits*	*Prepared*	*Analyzed*	*Dil Fac*
Ba Carrier	*92.0*		*30 - 110*	*03/06/24 07:53*	*03/27/24 12:02*	*1*
Y Carrier	*80.0*		*30 - 110*	*03/06/24 07:53*	*03/27/24 12:02*	*1*

Method: TAL-STL Ra226_Ra228 - Combined Radium-226 and Radium-228

Analyte	Result	Qualifier	Count Uncert. (2σ+/-)	Total Uncert. (2σ+/-)	RL	MDC	Unit	Prepared	Analyzed	Dil Fac
Combined Radium 226 + 228	-0.0257	U	0.321	0.321	5.00	0.582	pCi/L		03/29/24 16:10	1

Client Sample ID: SCH-SGWA-3

Lab Sample ID: 680-247026-9
Matrix: Water
Date Collected: 02/21/24 15:55
Date Received: 02/22/24 11:55

Method: SW846 9315 - Radium-226 (GFPC)

Analyte	Result	Qualifier	Count Uncert. (2σ+/-)	Total Uncert. (2σ+/-)	RL	MDC	Unit	Prepared	Analyzed	Dil Fac
Radium-226	0.131	U	0.142	0.142	1.00	0.225	pCi/L	03/06/24 07:36	03/28/24 14:56	1

Carrier	*%Yield*	*Qualifier*	*Limits*	*Prepared*	*Analyzed*	*Dil Fac*
Ba Carrier	*88.9*		*30 - 110*	*03/06/24 07:36*	*03/28/24 14:56*	*1*

Client Sample Results

Client: Southern Company
Project/Site: CCR - Plant Scherer Ash Pond

Job ID: 680-247026-2

Client Sample ID: SCH-SGWA-3

Lab Sample ID: 680-247026-9

Date Collected: 02/21/24 15:55
Matrix: Water
Date Received: 02/22/24 11:55

Method: SW846 9320 - Radium-228 (GFPC)

Analyte	Result	Qualifier	Count Uncert. (2σ+/-)	Total Uncert. (2σ+/-)	RL	MDC	Unit	Prepared	Analyzed	Dil Fac
Radium-228	0.350	U	0.337	0.339	1.00	0.537	pCi/L	03/06/24 07:53	03/27/24 12:02	1

Carrier	*%Yield*	*Qualifier*	*Limits*	*Prepared*	*Analyzed*	*Dil Fac*
Ba Carrier	*88.9*		*30 - 110*	*03/06/24 07:53*	*03/27/24 12:02*	*1*
Y Carrier	*80.0*		*30 - 110*	*03/06/24 07:53*	*03/27/24 12:02*	*1*

Method: TAL-STL Ra226_Ra228 - Combined Radium-226 and Radium-228

Analyte	Result	Qualifier	Count Uncert. (2σ+/-)	Total Uncert. (2σ+/-)	RL	MDC	Unit	Prepared	Analyzed	Dil Fac
Combined Radium 226 + 228	0.481	U	0.366	0.368	5.00	0.537	pCi/L		03/29/24 16:10	1

Client Sample ID: SCH-AP1-EB-2

Lab Sample ID: 680-247026-10

Date Collected: 02/21/24 15:40
Matrix: Water
Date Received: 02/22/24 11:55

Method: SW846 9315 - Radium-226 (GFPC)

Analyte	Result	Qualifier	Count Uncert. (2σ+/-)	Total Uncert. (2σ+/-)	RL	MDC	Unit	Prepared	Analyzed	Dil Fac
Radium-226	0.0386	U	0.116	0.116	1.00	0.219	pCi/L	03/06/24 07:36	03/28/24 14:56	1

Carrier	*%Yield*	*Qualifier*	*Limits*	*Prepared*	*Analyzed*	*Dil Fac*
Ba Carrier	*97.9*		*30 - 110*	*03/06/24 07:36*	*03/28/24 14:56*	*1*

Method: SW846 9320 - Radium-228 (GFPC)

Analyte	Result	Qualifier	Count Uncert. (2σ+/-)	Total Uncert. (2σ+/-)	RL	MDC	Unit	Prepared	Analyzed	Dil Fac
Radium-228	0.0492	U	0.261	0.261	1.00	0.480	pCi/L	03/06/24 07:53	03/27/24 12:02	1

Carrier	*%Yield*	*Qualifier*	*Limits*	*Prepared*	*Analyzed*	*Dil Fac*
Ba Carrier	*97.9*		*30 - 110*	*03/06/24 07:53*	*03/27/24 12:02*	*1*
Y Carrier	*83.4*		*30 - 110*	*03/06/24 07:53*	*03/27/24 12:02*	*1*

Method: TAL-STL Ra226_Ra228 - Combined Radium-226 and Radium-228

Analyte	Result	Qualifier	Count Uncert. (2σ+/-)	Total Uncert. (2σ+/-)	RL	MDC	Unit	Prepared	Analyzed	Dil Fac
Combined Radium 226 + 228	0.0878	U	0.286	0.286	5.00	0.480	pCi/L		03/29/24 16:10	1

Tracer/Carrier Summary

Client: Southern Company
Project/Site: CCR - Plant Scherer Ash Pond

Job ID: 680-247026-2

Method: 9315 - Radium-226 (GFPC)

Matrix: Water **Prep Type: Total/NA**

		Percent Yield (Acceptance Limits)							
Lab Sample ID	Client Sample ID	Ba (30-110)							
680-247026-1	SCH-SGWC-23	90.5							
680-247026-1 DU	SCH-SGWC-23	86.3							
680-247026-2	SCH-AP1-FB-1	99.5							
680-247026-3	SCH-SGWC-22	96.6							
680-247026-4	SCH-SGWA-24	94.3							
680-247026-5	SCH-SGWA-5	93.6							
680-247026-6	SCH-SGWC-7	97.4							
680-247026-7	SCH-SGWC-8	96.9							
680-247026-8	SCH-SGWC-9	92.0							
680-247026-9	SCH-SGWA-3	88.9							
680-247026-10	SCH-AP1-EB-2	97.9							
LCS 160-651154/2-A	Lab Control Sample	97.4							
MB 160-651154/1-A	Method Blank	106							

Tracer/Carrier Legend

Ba = Ba Carrier

Method: 9320 - Radium-228 (GFPC)

Matrix: Water **Prep Type: Total/NA**

		Percent Yield (Acceptance Limits)							
Lab Sample ID	Client Sample ID	Ba (30-110)	Y (30-110)						
680-247026-1	SCH-SGWC-23	90.5	81.9						
680-247026-1 DU	SCH-SGWC-23	86.3	84.9						
680-247026-2	SCH-AP1-FB-1	99.5	85.6						
680-247026-3	SCH-SGWC-22	96.6	83.0						
680-247026-4	SCH-SGWA-24	94.3	84.5						
680-247026-5	SCH-SGWA-5	93.6	82.2						
680-247026-6	SCH-SGWC-7	97.4	82.6						
680-247026-7	SCH-SGWC-8	96.9	84.1						
680-247026-8	SCH-SGWC-9	92.0	80.0						
680-247026-9	SCH-SGWA-3	88.9	80.0						
680-247026-10	SCH-AP1-EB-2	97.9	83.4						
LCS 160-651155/2-A	Lab Control Sample	97.4	83.4						
MB 160-651155/1-A	Method Blank	106	84.5						

Tracer/Carrier Legend

Ba = Ba Carrier

Y = Y Carrier

Method: 9315 - Radium-226 (GFPC)

Lab Sample ID: MB 160-651154/1-A — **Client Sample ID: Method Blank**
Matrix: Water — **Prep Type: Total/NA**
Analysis Batch: 654350 — **Prep Batch: 651154**

Analyte	MB Result	MB Qualifier	Count Uncert. (2σ+/-)	Total Uncert. (2σ+/-)	RL	MDC	Unit	Prepared	Analyzed	Dil Fac
Radium-226	0.02843	U	0.102	0.103	1.00	0.198	pCi/L	03/06/24 07:36	03/28/24 14:42	1

Carrier	*MB %Yield*	*MB Qualifier*	*Limits*	*Prepared*	*Analyzed*	*Dil Fac*
Ba Carrier	*106*		*30 - 110*	*03/06/24 07:36*	*03/28/24 14:42*	*1*

Lab Sample ID: LCS 160-651154/2-A — **Client Sample ID: Lab Control Sample**
Matrix: Water — **Prep Type: Total/NA**
Analysis Batch: 654350 — **Prep Batch: 651154**

Analyte			Spike Added	LCS Result	LCS Qual	Total Uncert. (2σ+/-)	RL	MDC	Unit	%Rec	%Rec Limits		
Radium-226			11.3	10.11		1.21	1.00	0.285	pCi/L	89	75 - 125		

Carrier	*LCS %Yield*	*LCS Qualifier*	*Limits*
Ba Carrier	*97.4*		*30 - 110*

Lab Sample ID: 680-247026-1 DU — **Client Sample ID: SCH-SGWC-23**
Matrix: Water — **Prep Type: Total/NA**
Analysis Batch: 654350 — **Prep Batch: 651154**

Analyte	Sample Result	Sample Qual		DU Result	DU Qual	Total Uncert. (2σ+/-)	RL	MDC	Unit			RER	RER Limit
Radium-226	0.375			0.07580	U	0.120	1.00	0.210	pCi/L			0.94	1

Carrier	*DU %Yield*	*DU Qualifier*	*Limits*
Ba Carrier	*86.3*		*30 - 110*

Method: 9320 - Radium-228 (GFPC)

Lab Sample ID: MB 160-651155/1-A — **Client Sample ID: Method Blank**
Matrix: Water — **Prep Type: Total/NA**
Analysis Batch: 654175 — **Prep Batch: 651155**

Analyte	MB Result	MB Qualifier	Count Uncert. (2σ+/-)	Total Uncert. (2σ+/-)	RL	MDC	Unit	Prepared	Analyzed	Dil Fac
Radium-228	0.01953	U	0.231	0.231	1.00	0.434	pCi/L	03/06/24 07:53	03/27/24 12:00	1

Carrier	*MB %Yield*	*MB Qualifier*	*Limits*	*Prepared*	*Analyzed*	*Dil Fac*
Ba Carrier	*106*		*30 - 110*	*03/06/24 07:53*	*03/27/24 12:00*	*1*
Y Carrier	*84.5*		*30 - 110*	*03/06/24 07:53*	*03/27/24 12:00*	*1*

Method: 9320 - Radium-228 (GFPC) (Continued)

Lab Sample ID: LCS 160-651155/2-A
Matrix: Water
Analysis Batch: 654175

Client Sample ID: Lab Control Sample
Prep Type: Total/NA
Prep Batch: 651155

Analyte			Spike Added	LCS Result	LCS Qual	Total Uncert. (2σ+/-)	RL	MDC	Unit	%Rec	%Rec Limits		
Radium-228			9.09	9.625		1.29	1.00	0.490	pCi/L	106	75 - 125		

Carrier	*LCS %Yield*	*LCS Qualifier*	*Limits*
Ba Carrier	*97.4*		*30 - 110*
Y Carrier	*83.4*		*30 - 110*

Lab Sample ID: 680-247026-1 DU
Matrix: Water
Analysis Batch: 654175

Client Sample ID: SCH-SGWC-23
Prep Type: Total/NA
Prep Batch: 651155

Analyte	Sample Result	Sample Qual		DU Result	DU Qual	Total Uncert. (2σ+/-)	RL	MDC	Unit			RER	RER Limit
Radium-228	0.0373	U		0.02575	U	0.302	1.00	0.561	pCi/L			0.02	1

Carrier	*DU %Yield*	*DU Qualifier*	*Limits*
Ba Carrier	*86.3*		*30 - 110*
Y Carrier	*84.9*		*30 - 110*

QC Association Summary

Client: Southern Company
Project/Site: CCR - Plant Scherer Ash Pond

Job ID: 680-247026-2

Rad

Prep Batch: 651154

Lab Sample ID	Client Sample ID	Prep Type	Matrix	Method	Prep Batch
680-247026-1	SCH-SGWC-23	Total/NA	Water	PrecSep-21	
680-247026-2	SCH-AP1-FB-1	Total/NA	Water	PrecSep-21	
680-247026-3	SCH-SGWC-22	Total/NA	Water	PrecSep-21	
680-247026-4	SCH-SGWA-24	Total/NA	Water	PrecSep-21	
680-247026-5	SCH-SGWA-5	Total/NA	Water	PrecSep-21	
680-247026-6	SCH-SGWC-7	Total/NA	Water	PrecSep-21	
680-247026-7	SCH-SGWC-8	Total/NA	Water	PrecSep-21	
680-247026-8	SCH-SGWC-9	Total/NA	Water	PrecSep-21	
680-247026-9	SCH-SGWA-3	Total/NA	Water	PrecSep-21	
680-247026-10	SCH-AP1-EB-2	Total/NA	Water	PrecSep-21	
MB 160-651154/1-A	Method Blank	Total/NA	Water	PrecSep-21	
LCS 160-651154/2-A	Lab Control Sample	Total/NA	Water	PrecSep-21	
680-247026-1 DU	SCH-SGWC-23	Total/NA	Water	PrecSep-21	

Prep Batch: 651155

Lab Sample ID	Client Sample ID	Prep Type	Matrix	Method	Prep Batch
680-247026-1	SCH-SGWC-23	Total/NA	Water	PrecSep_0	
680-247026-2	SCH-AP1-FB-1	Total/NA	Water	PrecSep_0	
680-247026-3	SCH-SGWC-22	Total/NA	Water	PrecSep_0	
680-247026-4	SCH-SGWA-24	Total/NA	Water	PrecSep_0	
680-247026-5	SCH-SGWA-5	Total/NA	Water	PrecSep_0	
680-247026-6	SCH-SGWC-7	Total/NA	Water	PrecSep_0	
680-247026-7	SCH-SGWC-8	Total/NA	Water	PrecSep_0	
680-247026-8	SCH-SGWC-9	Total/NA	Water	PrecSep_0	
680-247026-9	SCH-SGWA-3	Total/NA	Water	PrecSep_0	
680-247026-10	SCH-AP1-EB-2	Total/NA	Water	PrecSep_0	
MB 160-651155/1-A	Method Blank	Total/NA	Water	PrecSep_0	
LCS 160-651155/2-A	Lab Control Sample	Total/NA	Water	PrecSep_0	
680-247026-1 DU	SCH-SGWC-23	Total/NA	Water	PrecSep_0	

Lab Chronicle

Client: Southern Company
Project/Site: CCR - Plant Scherer Ash Pond

Job ID: 680-247026-2

Client Sample ID: SCH-SGWC-23

Lab Sample ID: 680-247026-1
Date Collected: 02/21/24 11:20
Matrix: Water
Date Received: 02/22/24 11:55

Prep Type	Batch Type	Batch Method	Run	Dil Factor	Initial Amount	Final Amount	Batch Number	Prepared or Analyzed	Analyst	Lab
Total/NA	Prep	PrecSep-21			993.49 mL	1.0 g	651154	03/06/24 07:36	BMW	EET SL
Total/NA	Analysis	9315		1			654350	03/28/24 14:43	SCB	EET SL
	Instrument ID:	GFPCRED								
Total/NA	Prep	PrecSep_0			993.49 mL	1.0 g	651155	03/06/24 07:53	BMW	EET SL
Total/NA	Analysis	9320		1			654175	03/27/24 12:01	SCB	EET SL
	Instrument ID:	GFPCORANGE								
Total/NA	Analysis	Ra226_Ra228		1			654573	03/29/24 16:09	FLC	EET SL
	Instrument ID:	NOEQUIP								

Client Sample ID: SCH-AP1-FB-1

Lab Sample ID: 680-247026-2
Date Collected: 02/21/24 11:40
Matrix: Water
Date Received: 02/22/24 11:55

Prep Type	Batch Type	Batch Method	Run	Dil Factor	Initial Amount	Final Amount	Batch Number	Prepared or Analyzed	Analyst	Lab
Total/NA	Prep	PrecSep-21			1001.82 mL	1.0 g	651154	03/06/24 07:36	BMW	EET SL
Total/NA	Analysis	9315		1			654350	03/28/24 14:43	SCB	EET SL
	Instrument ID:	GFPCRED								
Total/NA	Prep	PrecSep_0			1001.82 mL	1.0 g	651155	03/06/24 07:53	BMW	EET SL
Total/NA	Analysis	9320		1			654175	03/27/24 12:01	SCB	EET SL
	Instrument ID:	GFPCORANGE								
Total/NA	Analysis	Ra226_Ra228		1			654573	03/29/24 16:09	FLC	EET SL
	Instrument ID:	NOEQUIP								

Client Sample ID: SCH-SGWC-22

Lab Sample ID: 680-247026-3
Date Collected: 02/21/24 13:20
Matrix: Water
Date Received: 02/22/24 11:55

Prep Type	Batch Type	Batch Method	Run	Dil Factor	Initial Amount	Final Amount	Batch Number	Prepared or Analyzed	Analyst	Lab
Total/NA	Prep	PrecSep-21			1000.72 mL	1.0 g	651154	03/06/24 07:36	BMW	EET SL
Total/NA	Analysis	9315		1			654351	03/28/24 14:54	SCB	EET SL
	Instrument ID:	GFPCBLUE								
Total/NA	Prep	PrecSep_0			1000.72 mL	1.0 g	651155	03/06/24 07:53	BMW	EET SL
Total/NA	Analysis	9320		1			654175	03/27/24 12:01	SCB	EET SL
	Instrument ID:	GFPCORANGE								
Total/NA	Analysis	Ra226_Ra228		1			654573	03/29/24 16:09	FLC	EET SL
	Instrument ID:	NOEQUIP								

Client Sample ID: SCH-SGWA-24

Lab Sample ID: 680-247026-4
Date Collected: 02/21/24 10:05
Matrix: Water
Date Received: 02/22/24 11:55

Prep Type	Batch Type	Batch Method	Run	Dil Factor	Initial Amount	Final Amount	Batch Number	Prepared or Analyzed	Analyst	Lab
Total/NA	Prep	PrecSep-21			998.71 mL	1.0 g	651154	03/06/24 07:36	BMW	EET SL
Total/NA	Analysis	9315		1			654351	03/28/24 14:54	SCB	EET SL
	Instrument ID:	GFPCBLUE								

Lab Chronicle

Client: Southern Company
Project/Site: CCR - Plant Scherer Ash Pond

Job ID: 680-247026-2

Client Sample ID: SCH-SGWA-24

Lab Sample ID: 680-247026-4
Date Collected: 02/21/24 10:05
Matrix: Water
Date Received: 02/22/24 11:55

Prep Type	Batch Type	Batch Method	Run	Dil Factor	Initial Amount	Final Amount	Batch Number	Prepared or Analyzed	Analyst	Lab
Total/NA	Prep	PrecSep_0			998.71 mL	1.0 g	651155	03/06/24 07:53	BMW	EET SL
Total/NA	Analysis	9320		1			654175	03/27/24 12:02	SCB	EET SL
	Instrument ID:	GFPCORANGE								
Total/NA	Analysis	Ra226_Ra228		1			654573	03/29/24 16:09	FLC	EET SL
	Instrument ID:	NOEQUIP								

Client Sample ID: SCH-SGWA-5

Lab Sample ID: 680-247026-5
Date Collected: 02/21/24 11:19
Matrix: Water
Date Received: 02/22/24 11:55

Prep Type	Batch Type	Batch Method	Run	Dil Factor	Initial Amount	Final Amount	Batch Number	Prepared or Analyzed	Analyst	Lab
Total/NA	Prep	PrecSep-21			1008.46 mL	1.0 g	651154	03/06/24 07:36	BMW	EET SL
Total/NA	Analysis	9315		1			654351	03/28/24 14:55	SCB	EET SL
	Instrument ID:	GFPCBLUE								
Total/NA	Prep	PrecSep_0			1008.46 mL	1.0 g	651155	03/06/24 07:53	BMW	EET SL
Total/NA	Analysis	9320		1			654175	03/27/24 12:02	SCB	EET SL
	Instrument ID:	GFPCORANGE								
Total/NA	Analysis	Ra226_Ra228		1			654573	03/29/24 16:10	FLC	EET SL
	Instrument ID:	NOEQUIP								

Client Sample ID: SCH-SGWC-7

Lab Sample ID: 680-247026-6
Date Collected: 02/21/24 10:00
Matrix: Water
Date Received: 02/22/24 11:55

Prep Type	Batch Type	Batch Method	Run	Dil Factor	Initial Amount	Final Amount	Batch Number	Prepared or Analyzed	Analyst	Lab
Total/NA	Prep	PrecSep-21			993.54 mL	1.0 g	651154	03/06/24 07:36	BMW	EET SL
Total/NA	Analysis	9315		1			654351	03/28/24 14:55	SCB	EET SL
	Instrument ID:	GFPCBLUE								
Total/NA	Prep	PrecSep_0			993.54 mL	1.0 g	651155	03/06/24 07:53	BMW	EET SL
Total/NA	Analysis	9320		1			654175	03/27/24 12:02	SCB	EET SL
	Instrument ID:	GFPCORANGE								
Total/NA	Analysis	Ra226_Ra228		1			654573	03/29/24 16:09	FLC	EET SL
	Instrument ID:	NOEQUIP								

Client Sample ID: SCH-SGWC-8

Lab Sample ID: 680-247026-7
Date Collected: 02/21/24 12:15
Matrix: Water
Date Received: 02/22/24 11:55

Prep Type	Batch Type	Batch Method	Run	Dil Factor	Initial Amount	Final Amount	Batch Number	Prepared or Analyzed	Analyst	Lab
Total/NA	Prep	PrecSep-21			997.74 mL	1.0 g	651154	03/06/24 07:36	BMW	EET SL
Total/NA	Analysis	9315		1			654351	03/28/24 14:55	SCB	EET SL
	Instrument ID:	GFPCBLUE								
Total/NA	Prep	PrecSep_0			997.74 mL	1.0 g	651155	03/06/24 07:53	BMW	EET SL
Total/NA	Analysis	9320		1			654175	03/27/24 12:02	SCB	EET SL
	Instrument ID:	GFPCORANGE								

Lab Chronicle

Client: Southern Company
Project/Site: CCR - Plant Scherer Ash Pond

Job ID: 680-247026-2

Client Sample ID: SCH-SGWC-8

Lab Sample ID: 680-247026-7
Date Collected: 02/21/24 12:15
Matrix: Water
Date Received: 02/22/24 11:55

Prep Type	Batch Type	Batch Method	Run	Dil Factor	Initial Amount	Final Amount	Batch Number	Prepared or Analyzed	Analyst	Lab
Total/NA	Analysis	Ra226_Ra228		1			654573	03/29/24 16:10	FLC	EET SL

Client Sample ID: SCH-SGWC-9

Lab Sample ID: 680-247026-8
Date Collected: 02/21/24 14:50
Matrix: Water
Date Received: 02/22/24 11:55

Prep Type	Batch Type	Batch Method	Run	Dil Factor	Initial Amount	Final Amount	Batch Number	Prepared or Analyzed	Analyst	Lab
Total/NA	Prep	PrecSep-21			1006.70 mL	1.0 g	651154	03/06/24 07:36	BMW	EET SL
Total/NA	Analysis	9315		1			654351	03/28/24 14:56	SCB	EET SL
	Instrument ID:	GFPCBLUE								
Total/NA	Prep	PrecSep_0			1006.70 mL	1.0 g	651155	03/06/24 07:53	BMW	EET SL
Total/NA	Analysis	9320		1			654175	03/27/24 12:02	SCB	EET SL
	Instrument ID:	GFPCORANGE								
Total/NA	Analysis	Ra226_Ra228		1			654573	03/29/24 16:10	FLC	EET SL
	Instrument ID:	NOEQUIP								

Client Sample ID: SCH-SGWA-3

Lab Sample ID: 680-247026-9
Date Collected: 02/21/24 15:55
Matrix: Water
Date Received: 02/22/24 11:55

Prep Type	Batch Type	Batch Method	Run	Dil Factor	Initial Amount	Final Amount	Batch Number	Prepared or Analyzed	Analyst	Lab
Total/NA	Prep	PrecSep-21			1001.71 mL	1.0 g	651154	03/06/24 07:36	BMW	EET SL
Total/NA	Analysis	9315		1			654351	03/28/24 14:56	SCB	EET SL
	Instrument ID:	GFPCBLUE								
Total/NA	Prep	PrecSep_0			1001.71 mL	1.0 g	651155	03/06/24 07:53	BMW	EET SL
Total/NA	Analysis	9320		1			654175	03/27/24 12:02	SCB	EET SL
	Instrument ID:	GFPCORANGE								
Total/NA	Analysis	Ra226_Ra228		1			654573	03/29/24 16:10	FLC	EET SL
	Instrument ID:	NOEQUIP								

Client Sample ID: SCH-AP1-EB-2

Lab Sample ID: 680-247026-10
Date Collected: 02/21/24 15:40
Matrix: Water
Date Received: 02/22/24 11:55

Prep Type	Batch Type	Batch Method	Run	Dil Factor	Initial Amount	Final Amount	Batch Number	Prepared or Analyzed	Analyst	Lab
Total/NA	Prep	PrecSep-21			997.41 mL	1.0 g	651154	03/06/24 07:36	BMW	EET SL
Total/NA	Analysis	9315		1			654351	03/28/24 14:56	SCB	EET SL
	Instrument ID:	GFPCBLUE								
Total/NA	Prep	PrecSep_0			997.41 mL	1.0 g	651155	03/06/24 07:53	BMW	EET SL
Total/NA	Analysis	9320		1			654175	03/27/24 12:02	SCB	EET SL
	Instrument ID:	GFPCORANGE								
Total/NA	Analysis	Ra226_Ra228		1			654573	03/29/24 16:10	FLC	EET SL
	Instrument ID:	NOEQUIP								

Laboratory References:

EET SL = Eurofins St. Louis, 13715 Rider Trail North, Earth City, MO 63045, TEL (314)298-8566

Accreditation/Certification Summary

Client: Southern Company
Project/Site: CCR - Plant Scherer Ash Pond

Job ID: 680-247026-2

Laboratory: Eurofins St. Louis

The accreditations/certifications listed below are applicable to this report.

Authority	Program	Identification Number	Expiration Date
Florida	NELAP	E87689	06-30-24

Method Summary

Client: Southern Company
Project/Site: CCR - Plant Scherer Ash Pond

Job ID: 680-247026-2

Method	Method Description	Protocol	Laboratory
9315	Radium-226 (GFPC)	SW846	EET SL
9320	Radium-228 (GFPC)	SW846	EET SL
Ra226_Ra228	Combined Radium-226 and Radium-228	TAL-STL	EET SL
PrecSep_0	Preparation, Precipitate Separation	None	EET SL
PrecSep-21	Preparation, Precipitate Separation (21-Day In-Growth)	None	EET SL

Protocol References:

None = None

SW846 = "Test Methods For Evaluating Solid Waste, Physical/Chemical Methods", Third Edition, November 1986 And Its Updates.

TAL-STL = TestAmerica Laboratories, St. Louis, Facility Standard Operating Procedure.

Laboratory References:

EET SL = Eurofins St. Louis, 13715 Rider Trail North, Earth City, MO 63045, TEL (314)298-8566

Eurofins Savannah
5102 LaRoche Avenue
Savannah, GA 31404
Phone (912) 354-7858 Phone (912) 352-0165

Chain of Custody Record

eurofins | Environment Testing

Client Information	Sampler(s): Mark Mann	Lab PM / Phone: David Fuller / 770-344-8986	Carrier Tracking No(s):	COC No:
Client Contact: Joju Abraham	Site-Project Manager / Phone: Dawn Prell / 248-536-5445	E-Mail: David.Fuller@et.eurofinsus.com	State of Origin: GA	Page: Page 1 of 1
Company: Southern Company				Job #:
Address: 241 Ralph McGill Blvd SE B10185	Due Date Requested:			
City: Atlanta	TAT Requested (business days): 2 weeks			
State, Zip: GA, 30308	Compliance Project: Δ Yes Δ No			
Phone:	Lab Project #: (DO NOT REMOVE) 68027798			
Email: JAbraham@southernco.com	Lab PO #: GPC82130-0003 / PO Line #1			
Project Name: CCR - Plant Scherer Ash Pond	Project #:			
Site:				

Analysis Requested

Preservation Codes:
A - HCL, B - NaOH, C - Zn Acetate, D - Nitric Acid, E - NaHSO4, F - MeOH, G - Amchlor, H - Ascorbic Acid, I - Ice, J - DI Water, K - EDTA, L - EDA
M - Hexane, N - None, O - AsNaO2, P - Na2O4S, Q - Na2SO3, R - Na2S2O3, S - H2SO4, T - TSP Dodecahydrate, U - Acetone, V - MCAA, W - pH 4-5, Y - Trizma, Z - other (specify)
Other:

Task_Code: SCH-CCR-ASSMT-2024S1

Special Instructions/Notes:

Sample Identification	Sample Date	Sample Time	Sample Type (C=comp, G=grab)	Matrix (W=water, S=solid, O=waste/oil, BT=Tissue, A=Air)	Field Filtered Sample (Yes or No)	Perform MS/MSD (Yes or No)	300_ORGFM_28D - Chloride, Fluoride, Sulfate	2540C - Solids, Total Dissolved (TDS)	6020B - App III and IV w/ Fe, Mg, Mn, Na, K	7470A - App IV Mercury	9034 - Sulfide	2320B - Alkalinity, Total, Carb/Bicarb	9315_Ra226 - Radium 226	9320_Ra228 - Radium 228	Ra226Ra228_GFPC - Combined Radium 226 and 228					Total Number of containers	
			Preservation Code:				N	N	D	D	CB	N	D	D	D						
SCH-SGWC-23	2/21/24	11:20	G	WG	N	N	X	X	X	X	X	X	X	X	X					8	
SCH-AP1-FB-1	2/21/24	11:40	G	WQ	N	N	X	X	X	X	X	X	X	X	X					8	
SCH-SGWC-22	2/21/24	13:20	G	WG	N	N	X	X	X	X	X	X	X	X	X					10	Extra Rads
SCH-SGWA-24	2/21/24	10:05	G	WG	N	N	X	X	X	X	X	X	X	X	X					8	
SCH-SGWA-5	2/21/24	11:19	G	WG	N	N	X	X	X	X	X	X	X	X	X					8	
SCH-SGWC-7	2/21/24	10:00	G	WG	N	N	X	X	X	X	X	X	X	X	X					10	Extra Rads
SCH-SGWC-8	2/21/24	12:15	G	WG	N	N	X	X	X	X	X	X	X	X	X					8	
SCH-SGWC-9	2/21/24	14:50	G	WG	N	N	X	X	X	X	X	X	X	X	X					8	
SCH-SGWA-3	2/21/24	15:55	G	WG	N	N	X	X	X	X	X	X	X	X	X					8	
SCH-AP1-EB-2	2/21/24	15:40	G	WQ	N	N	X	X	X	X	X	X	X	X	X					8	

680-247026 Chain of Custody

Possible Hazard Identification
☐ Non-Hazard ☐ Flammable ☐ Skin Irritant ☐ Poison B ☐ Unknown ☐ Radiological

Sample Disposal (A fee may be assessed if samples are retained longer than 1 month)
☐ Return To Client ☐ Disposal By Lab ☐ Archive For _____ Months

Deliverable Requested: I, II, III, IV, Other (specify)

Special Instructions/QC Requirements:

Empty Kit Relinquished by:	Date:	Time:	Method of Shipment:

Relinquished by:	Date/Time:	Company	Received by:	Date/Time:	Company
MARK MANN / [signature]	02/22/24 0830	WSP	Elaine Cook	02/22/24 08:30	Courier Nov
Relinquished by:	Date/Time:	Company	Received by:	Date/Time:	Company
Relinquished by:	Date/Time:	Company	Received by: [signature]	Date/Time: 2/22/24 1155	Company Eurofins

Custody Seals Intact: Δ Yes Δ No
Custody Seal No.:
Cooler Temperature(s) °C and Other Remarks: 3.8/3.8 2.6/2.6 2.0/2.0 3.1/3.1

Ver: 01/16/2019

3/29/2024

Eurofins Savannah
5102 LaRoche Avenue
Savannah, GA 31404
Phone: 912-354-7858 Fax: 912-352-0165

Chain of Custody Record

eurofins | Environment Testing

Client Information (Sub Contract Lab)	Sampler:	Lab PM: Fuller, David	Carrier Tracking No(s):	COC No: 680-764579.1
Client Contact: Shipping/Receiving	Phone:	E-Mail: David.Fuller@et.eurofinsus.com	State of Origin: Georgia	Page: Page 1 of 2
Company: TestAmerica Laboratories, Inc.		Accreditations Required (See note): NELAP - Florida; State - Georgia		Job #: 680-247026-2
Address: 13715 Rider Trail North, ,	Due Date Requested: 3/22/2024			
City: Earth City	TAT Requested (days):			
State, Zip: MO, 63045				
Phone: 314-298-8566(Tel) 314-298-8757(Fax)	PO #:			
Email:	WO #:			
Project Name: CCR - Plant Scherer Ash Pond	Project #: 68027798			
Site:	SSOW#:			

Preservation Codes:
A - HCL, B - NaOH, C - Zn Acetate, D - Nitric Acid, E - NaHSO4, F - MeOH, G - Amchlor, H - Ascorbic Acid, I - Ice, J - DI Water, K - EDTA, L - EDA, M - Hexane, N - None, O - AsNaO2, P - Na2O4S, Q - Na2SO3, R - Na2S2O3, S - H2SO4, T - TSP Dodecahydrate, U - Acetone, V - MCAA, W - pH 4-5, Y - Trizma, Z - other (specify)
Other:

Analysis Requested

Sample Identification - Client ID (Lab ID)	Sample Date	Sample Time	Sample Type (C=comp, G=grab)	Matrix (W=water, S=solid, O=waste/oil, BT=Tissue, A=Air)	Field Filtered Sample (Yes or No)	Perform MS/MSD (Yes or No)	9315_Ra226/PrecSep_21 Radium-226 (GFPC) - 21 day decay	9320_Ra228/PrecSep_0 Radium-228 (GFPC)	Ra226Ra228_GFPC/ Combined Radium-226 and Radium-228	Total Number of containers	Special Instructions/Note:
			Preservation Code:								
SCH-SGWC-23 (680-247026-1)	2/21/24	11:20 Eastern		Water			X	X	X	2	
SCH-AP1-FB-1 (680-247026-2)	2/21/24	11:40 Eastern		Water			X	X	X	2	
SCH-SGWC-22 (680-247026-3)	2/21/24	13:20 Eastern		Water			X	X	X	4	
SCH-SGWA-24 (680-247026-4)	2/21/24	10:05 Eastern		Water			X	X	X	2	
SCH-SGWA-5 (680-247026-5)	2/21/24	11:19 Eastern		Water			X	X	X	2	
SCH-SGWC-7 (680-247026-6)	2/21/24	10:00 Eastern		Water			X	X	X	4	
SCH-SGWC-8 (680-247026-7)	2/21/24	12:15 Eastern		Water			X	X	X	2	
SCH-SGWC-9 (680-247026-8)	2/21/24	14:50 Eastern		Water			X	X	X	2	
SCH-SGWA-3 (680-247026-9)	2/21/24	15:55 Eastern		Water			X	X	X	2	

Note: Since laboratory accreditations are subject to change, Eurofins Environment Testing Southeast, LLC places the ownership of method, analyte & accreditation compliance upon our subcontract laboratories. This sample shipment is forwarded under chain-of-custody. If the laboratory does not currently maintain accreditation in the State of Origin listed above for analysis/tests/matrix being analyzed, the samples must be shipped back to the Eurofins Environment Testing Southeast, LLC laboratory or other instructions will be provided. Any changes to accreditation status should be brought to Eurofins Environment Testing Southeast, LLC attention immediately. If all requested accreditations are current to date, return the signed Chain of Custody attesting to said compliance to Eurofins Environment Testing Southeast, LLC.

Possible Hazard Identification
Unconfirmed

Sample Disposal (A fee may be assessed if samples are retained longer than 1 month)
☐ *Return To Client* ☐ *Disposal By Lab* ☐ *Archive For* _____ *Months*

Deliverable Requested: I, II, III, IV, Other (specify) Primary Deliverable Rank: 2

Special Instructions/QC Requirements:

Empty Kit Relinquished by:	Date:	Time:	Method of Shipment:		
Relinquished by:	Date/Time:	Company	Received by: Richard Thornley	Date/Time: FEB 27 2024 0880	Company ETA STL
Relinquished by:	Date/Time:	Company	Received by:	Date/Time:	Company
Relinquished by:	Date/Time:	Company	Received by:	Date/Time:	Company

Custody Seals Intact: Δ Yes Δ No | Custody Seal No.: | Cooler Temperature(s) °C and Other Remarks:

Ver: 06/08/2021

Eurofins Savannah
5102 LaRoche Avenue
Savannah, GA 31404
Phone: 912-354-7858 Fax: 912-352-0165

Chain of Custody Record

eurofins | Environment Testing

Client Information (Sub Contract Lab)	Sampler:	Lab PM: Fuller, David	Carrier Tracking No(s):	COC No: 680-764579.2
Client Contact: Shipping/Receiving	Phone:	E-Mail: David.Fuller@et.eurofinsus.com	State of Origin: Georgia	Page: Page 2 of 2
Company: TestAmerica Laboratories, Inc.		Accreditations Required (See note): NELAP - Florida; State - Georgia		Job #: 680-247026-2
Address: 13715 Rider Trail North,	Due Date Requested: 3/22/2024			
City: Earth City	TAT Requested (days):			
State, Zip: MO, 63045				
Phone: 314-298-8566(Tel) 314-298-8757(Fax)	PO #:			
Email:	WO #:			
Project Name: CCR - Plant Scherer Ash Pond	Project #: 68027798			
Site:	SSOW#:			

Analysis Requested

Preservation Codes:
A - HCL
B - NaOH
C - Zn Acetate
D - Nitric Acid
E - NaHSO4
F - MeOH
G - Amchlor
H - Ascorbic Acid
I - Ice
J - DI Water
K - EDTA
L - EDA
M - Hexane
N - None
O - AsNaO2
P - Na2O4S
Q - Na2SO3
R - Na2S2O3
S - H2SO4
T - TSP Dodecahydrate
U - Acetone
V - MCAA
W - pH 4-5
Y - Trizma
Z - other (specify)
Other:

Sample Identification - Client ID (Lab ID)	Sample Date	Sample Time	Sample Type (C=comp, G=grab)	Matrix (W=water, S=solid, O=waste/oil, BT=Tissue, A=Air)	Field Filtered Sample (Yes or No)	Perform MS/MSD (Yes or No)	9315_Ra226/PrecSep_21 Radium-226 (GFPC) - 21 day decay	9320_Ra228/PrecSep_0 Radium-228 (GFPC)	Ra226Ra228_GFPC/ Combined Radium-226 and Radium-228	Total Number of containers	Special Instructions/Note:
			Preservation Code:								
SCH-AP1-EB-2 (680-247026-10)	2/21/24	15:40 Eastern		Water			X	X	X	2	

Note: Since laboratory accreditations are subject to change, Eurofins Environment Testing Southeast, LLC places the ownership of method, analyte & accreditation compliance upon our subcontract laboratories. This sample shipment is forwarded under chain-of-custody. If the laboratory does not currently maintain accreditation in the State of Origin listed above for analysis/tests/matrix being analyzed, the samples must be shipped back to the Eurofins Environment Testing Southeast, LLC laboratory or other instructions will be provided. Any changes to accreditation status should be brought to Eurofins Environment Testing Southeast, LLC attention immediately. If all requested accreditations are current to date, return the signed Chain of Custody attesting to said compliance to Eurofins Environment Testing Southeast, LLC.

Possible Hazard Identification *Unconfirmed*	***Sample Disposal (A fee may be assessed if samples are retained longer than 1 month)*** ☐ *Return To Client* ☐ *Disposal By Lab* ☐ *Archive For* ____ *Months*
Deliverable Requested: I, II, III, IV, Other (specify) Primary Deliverable Rank: 2	Special Instructions/QC Requirements:

Empty Kit Relinquished by:	Date:	Time:		Method of Shipment:	
Relinquished by:	Date/Time:	Company	Received by: Richard Thornley	Date/Time: FEB 27 2024 0830	Company FTASTL
Relinquished by:	Date/Time:	Company	Received by:	Date/Time:	Company
Relinquished by:	Date/Time:	Company	Received by:	Date/Time:	Company
Custody Seals Intact: Δ Yes Δ No	Custody Seal No.:		Cooler Temperature(s) °C and Other Remarks:		

Ver: 06/08/2021

Login Sample Receipt Checklist

Client: Southern Company

Job Number: 680-247026-2

Login Number: 247026

List Source: Eurofins Savannah

List Number: 1

Creator: Johnson, Corey M

Question	Answer	Comment
Radioactivity wasn't checked or is </= background as measured by a survey meter.	N/A	
The cooler's custody seal, if present, is intact.	True	
Sample custody seals, if present, are intact.	True	
The cooler or samples do not appear to have been compromised or tampered with.	True	
Samples were received on ice.	True	
Cooler Temperature is acceptable.	True	
Cooler Temperature is recorded.	True	
COC is present.	True	
COC is filled out in ink and legible.	True	
COC is filled out with all pertinent information.	True	
Is the Field Sampler's name present on COC?	True	
There are no discrepancies between the containers received and the COC.	True	
Samples are received within Holding Time (excluding tests with immediate HTs)	True	
Sample containers have legible labels.	True	
Containers are not broken or leaking.	True	
Sample collection date/times are provided.	True	
Appropriate sample containers are used.	True	
Sample bottles are completely filled.	True	
Sample Preservation Verified.	N/A	
There is sufficient vol. for all requested analyses, incl. any requested MS/MSDs	True	
Containers requiring zero headspace have no headspace or bubble is <6mm (1/4").	N/A	
Multiphasic samples are not present.	True	
Samples do not require splitting or compositing.	True	
Residual Chlorine Checked.	N/A	

Login Sample Receipt Checklist

Client: Southern Company

Job Number: 680-247026-2

Login Number: 247026
List Number: 2
Creator: Thornley, Richard W

List Source: Eurofins St. Louis
List Creation: 02/27/24 03:23 PM

Question	Answer	Comment
Radioactivity wasn't checked or is </= background as measured by a survey meter.	True	
The cooler's custody seal, if present, is intact.	True	
Sample custody seals, if present, are intact.	True	
The cooler or samples do not appear to have been compromised or tampered with.	True	
Samples were received on ice.	N/A	
Cooler Temperature is acceptable.	True	
Cooler Temperature is recorded.	True	
COC is present.	True	
COC is filled out in ink and legible.	True	
COC is filled out with all pertinent information.	True	
Is the Field Sampler's name present on COC?	N/A	
There are no discrepancies between the containers received and the COC.	True	
Samples are received within Holding Time (excluding tests with immediate HTs)	True	
Sample containers have legible labels.	True	
Containers are not broken or leaking.	True	
Sample collection date/times are provided.	True	
Appropriate sample containers are used.	True	
Sample bottles are completely filled.	True	
Sample Preservation Verified.	True	
There is sufficient vol. for all requested analyses, incl. any requested MS/MSDs	True	
Containers requiring zero headspace have no headspace or bubble is <6mm (1/4").	N/A	
Multiphasic samples are not present.	True	
Samples do not require splitting or compositing.	True	
Residual Chlorine Checked.	N/A	

eurofins | Environment Testing

ANALYTICAL REPORT

PREPARED FOR

Attn: Joju Abraham
Southern Company
241 Ralph McGill Blvd SE
B10185
Atlanta, Georgia 30308

Generated 3/26/2024 5:05:55 PM

JOB DESCRIPTION

CCR - Plant Scherer Ash Pond

JOB NUMBER

680-247129-2

Eurofins Savannah
5102 LaRoche Avenue
Savannah GA 31404

See page two for job notes and contact information.

my EOL

Eurofins Savannah

Job Notes

This report may not be reproduced except in full, and with written approval from the laboratory. The results relate only to the samples tested. For questions please contact the Project Manager at the e-mail address or telephone number listed on this page.

The test results in this report relate only to the samples as received by the laboratory and will meet all requirements of the methodology, with any exceptions noted. This report shall not be reproduced except in full, without the express written approval of the laboratory. All questions should be directed to the Eurofins Environment Testing Southeast, LLC Project Manager.

Authorization

Generated
3/26/2024 5:05:55 PM

Authorized for release by
David Fuller, Project Manager
David.Fuller@et.eurofinsus.com
(770)344-8986

Definitions/Glossary

Client: Southern Company
Job ID: 680-247129-2
Project/Site: CCR - Plant Scherer Ash Pond

Qualifiers

Rad

Qualifier	Qualifier Description
U	Result is less than the sample detection limit.

Glossary

Abbreviation	These commonly used abbreviations may or may not be present in this report.
¤	Listed under the "D" column to designate that the result is reported on a dry weight basis
%R	Percent Recovery
CFL	Contains Free Liquid
CFU	Colony Forming Unit
CNF	Contains No Free Liquid
DER	Duplicate Error Ratio (normalized absolute difference)
Dil Fac	Dilution Factor
DL	Detection Limit (DoD/DOE)
DL, RA, RE, IN	Indicates a Dilution, Re-analysis, Re-extraction, or additional Initial metals/anion analysis of the sample
DLC	Decision Level Concentration (Radiochemistry)
EDL	Estimated Detection Limit (Dioxin)
LOD	Limit of Detection (DoD/DOE)
LOQ	Limit of Quantitation (DoD/DOE)
MCL	EPA recommended "Maximum Contaminant Level"
MDA	Minimum Detectable Activity (Radiochemistry)
MDC	Minimum Detectable Concentration (Radiochemistry)
MDL	Method Detection Limit
ML	Minimum Level (Dioxin)
MPN	Most Probable Number
MQL	Method Quantitation Limit
NC	Not Calculated
ND	Not Detected at the reporting limit (or MDL or EDL if shown)
NEG	Negative / Absent
POS	Positive / Present
PQL	Practical Quantitation Limit
PRES	Presumptive
QC	Quality Control
RER	Relative Error Ratio (Radiochemistry)
RL	Reporting Limit or Requested Limit (Radiochemistry)
RPD	Relative Percent Difference, a measure of the relative difference between two points
TEF	Toxicity Equivalent Factor (Dioxin)
TEQ	Toxicity Equivalent Quotient (Dioxin)
TNTC	Too Numerous To Count

Sample Summary

Client: Southern Company
Project/Site: CCR - Plant Scherer Ash Pond

Job ID: 680-247129-2

Lab Sample ID	Client Sample ID	Matrix	Collected	Received
680-247129-1	SCH-SGWC-10	Water	02/23/24 09:00	02/24/24 09:52
680-247129-2	SCH-SGWC-12	Water	02/23/24 09:22	02/24/24 09:52
680-247129-3	SCH-SGWC-11	Water	02/23/24 09:28	02/24/24 09:52
680-247129-4	SCH-AP1-FD-2	Water	02/23/24 00:00	02/24/24 09:52
680-247129-5	SCH-SGWC-13	Water	02/23/24 10:40	02/24/24 09:52

Job Narrative
680-247129-2

Analytical test results meet all requirements of the associated regulatory program listed on the Accreditation/Certification Summary Page unless otherwise noted under the individual analysis. Data qualifiers are applied to indicate exceptions. Noncompliant quality control (QC) is further explained in narrative comments.

- Matrix QC may not be reported if insufficient sample or site-specific QC samples were not submitted. In these situations, to demonstrate precision and accuracy at a batch level, a LCS/LCSD may be performed, unless otherwise specified in the method.
- Surrogate and/or isotope dilution analyte recoveries (if applicable) which are outside of the QC window are confirmed unless attributed to a dilution or otherwise noted in the narrative.

Receipt
The samples were received on 2/24/2024 9:52 AM. Unless otherwise noted below, the samples arrived in good condition, and, where required, properly preserved and on ice. The temperature of the cooler at receipt time was 0.4°C.

Gas Flow Proportional Counter
Method 9315_Ra226: Radium-226 Prep Batch 160-650195: Insufficient sample volume was available to perform a sample duplicate for the following samples: SCH-SGWC-11 (680-247129-3), SCH-AP1-FD-2 (680-247129-4) and SCH-SGWC-13 (680-247129-5). A laboratory control sample/ laboratory control sample duplicate (LCS/LCSD) were prepared instead to demonstrate batch precision.

Method 9320_Ra228: Radium-228 Prep Batch 160-650196: Insufficient sample volume was available to perform a sample duplicate for the following samples: SCH-SGWC-11 (680-247129-3), SCH-AP1-FD-2 (680-247129-4) and SCH-SGWC-13 (680-247129-5). A laboratory control sample/ laboratory control sample duplicate (LCS/LCSD) were prepared instead to demonstrate batch precision.

No additional analytical or quality issues were noted, other than those described above or in the Definitions/ Glossary page.

Rad
No additional analytical or quality issues were noted, other than those described above or in the Definitions/ Glossary page.

Client Sample Results

Client: Southern Company
Project/Site: CCR - Plant Scherer Ash Pond

Job ID: 680-247129-2

Client Sample ID: SCH-SGWC-10

Lab Sample ID: 680-247129-1
Matrix: Water

Date Collected: 02/23/24 09:00
Date Received: 02/24/24 09:52

Method: SW846 9315 - Radium-226 (GFPC)

Analyte	Result	Qualifier	Count Uncert. (2σ+/-)	Total Uncert. (2σ+/-)	RL	MDC	Unit	Prepared	Analyzed	Dil Fac
Radium-226	0.219	U	0.178	0.179	1.00	0.250	pCi/L	02/28/24 09:36	03/25/24 18:14	1

Carrier	*%Yield*	*Qualifier*	*Limits*	*Prepared*	*Analyzed*	*Dil Fac*
Ba Carrier	*95.4*		*30 - 110*	*02/28/24 09:36*	*03/25/24 18:14*	*1*

Method: SW846 9320 - Radium-228 (GFPC)

Analyte	Result	Qualifier	Count Uncert. (2σ+/-)	Total Uncert. (2σ+/-)	RL	MDC	Unit	Prepared	Analyzed	Dil Fac
Radium-228	0.368	U	0.309	0.311	1.00	0.480	pCi/L	02/28/24 09:41	03/25/24 12:17	1

Carrier	*%Yield*	*Qualifier*	*Limits*	*Prepared*	*Analyzed*	*Dil Fac*
Ba Carrier	*95.4*		*30 - 110*	*02/28/24 09:41*	*03/25/24 12:17*	*1*
Y Carrier	*85.2*		*30 - 110*	*02/28/24 09:41*	*03/25/24 12:17*	*1*

Method: TAL-STL Ra226_Ra228 - Combined Radium-226 and Radium-228

Analyte	Result	Qualifier	Count Uncert. (2σ+/-)	Total Uncert. (2σ+/-)	RL	MDC	Unit	Prepared	Analyzed	Dil Fac
Combined Radium 226 + 228	**0.587**		0.357	0.359	5.00	0.480	pCi/L		03/26/24 10:43	1

Client Sample ID: SCH-SGWC-12

Lab Sample ID: 680-247129-2
Matrix: Water

Date Collected: 02/23/24 09:22
Date Received: 02/24/24 09:52

Method: SW846 9315 - Radium-226 (GFPC)

Analyte	Result	Qualifier	Count Uncert. (2σ+/-)	Total Uncert. (2σ+/-)	RL	MDC	Unit	Prepared	Analyzed	Dil Fac
Radium-226	**0.421**		0.251	0.254	1.00	0.329	pCi/L	02/28/24 09:36	03/25/24 18:14	1

Carrier	*%Yield*	*Qualifier*	*Limits*	*Prepared*	*Analyzed*	*Dil Fac*
Ba Carrier	*89.8*		*30 - 110*	*02/28/24 09:36*	*03/25/24 18:14*	*1*

Method: SW846 9320 - Radium-228 (GFPC)

Analyte	Result	Qualifier	Count Uncert. (2σ+/-)	Total Uncert. (2σ+/-)	RL	MDC	Unit	Prepared	Analyzed	Dil Fac
Radium-228	0.190	U	0.322	0.323	1.00	0.552	pCi/L	02/28/24 09:41	03/25/24 12:17	1

Carrier	*%Yield*	*Qualifier*	*Limits*	*Prepared*	*Analyzed*	*Dil Fac*
Ba Carrier	*89.8*		*30 - 110*	*02/28/24 09:41*	*03/25/24 12:17*	*1*
Y Carrier	*83.7*		*30 - 110*	*02/28/24 09:41*	*03/25/24 12:17*	*1*

Client Sample Results

Client: Southern Company
Project/Site: CCR - Plant Scherer Ash Pond

Job ID: 680-247129-2

Client Sample ID: SCH-SGWC-12

Lab Sample ID: 680-247129-2
Matrix: Water
Date Collected: 02/23/24 09:22
Date Received: 02/24/24 09:52

Method: TAL-STL Ra226_Ra228 - Combined Radium-226 and Radium-228

Analyte	Result	Qualifier	Count Uncert. (2σ+/-)	Total Uncert. (2σ+/-)	RL	MDC	Unit	Prepared	Analyzed	Dil Fac
Combined Radium 226 + 228	0.612		0.408	0.411	5.00	0.552	pCi/L		03/26/24 10:43	1

Client Sample ID: SCH-SGWC-11

Lab Sample ID: 680-247129-3
Matrix: Water
Date Collected: 02/23/24 09:28
Date Received: 02/24/24 09:52

Method: SW846 9315 - Radium-226 (GFPC)

Analyte	Result	Qualifier	Count Uncert. (2σ+/-)	Total Uncert. (2σ+/-)	RL	MDC	Unit	Prepared	Analyzed	Dil Fac
Radium-226	0.0272	U	0.0521	0.0522	1.00	0.0947	pCi/L	02/28/24 09:44	03/25/24 14:43	1

Carrier	*%Yield*	*Qualifier*	*Limits*	*Prepared*	*Analyzed*	*Dil Fac*
Ba Carrier	*88.3*		*30 - 110*	*02/28/24 09:44*	*03/25/24 14:43*	*1*

Method: SW846 9320 - Radium-228 (GFPC)

Analyte	Result	Qualifier	Count Uncert. (2σ+/-)	Total Uncert. (2σ+/-)	RL	MDC	Unit	Prepared	Analyzed	Dil Fac
Radium-228	0.162	U	0.280	0.280	1.00	0.483	pCi/L	02/28/24 09:47	03/18/24 11:43	1

Carrier	*%Yield*	*Qualifier*	*Limits*	*Prepared*	*Analyzed*	*Dil Fac*
Ba Carrier	*88.3*		*30 - 110*	*02/28/24 09:47*	*03/18/24 11:43*	*1*
Y Carrier	*81.1*		*30 - 110*	*02/28/24 09:47*	*03/18/24 11:43*	*1*

Method: TAL-STL Ra226_Ra228 - Combined Radium-226 and Radium-228

Analyte	Result	Qualifier	Count Uncert. (2σ+/-)	Total Uncert. (2σ+/-)	RL	MDC	Unit	Prepared	Analyzed	Dil Fac
Combined Radium 226 + 228	0.189	U	0.285	0.285	5.00	0.483	pCi/L		03/26/24 10:43	1

Client Sample ID: SCH-AP1-FD-2

Lab Sample ID: 680-247129-4
Matrix: Water
Date Collected: 02/23/24 00:00
Date Received: 02/24/24 09:52

Method: SW846 9315 - Radium-226 (GFPC)

Analyte	Result	Qualifier	Count Uncert. (2σ+/-)	Total Uncert. (2σ+/-)	RL	MDC	Unit	Prepared	Analyzed	Dil Fac
Radium-226	0.0249	U	0.0582	0.0582	1.00	0.107	pCi/L	02/28/24 09:44	03/25/24 14:43	1

Carrier	*%Yield*	*Qualifier*	*Limits*	*Prepared*	*Analyzed*	*Dil Fac*
Ba Carrier	*93.9*		*30 - 110*	*02/28/24 09:44*	*03/25/24 14:43*	*1*

Client Sample Results

Client: Southern Company
Project/Site: CCR - Plant Scherer Ash Pond

Job ID: 680-247129-2

Client Sample ID: SCH-AP1-FD-2

Lab Sample ID: 680-247129-4

Date Collected: 02/23/24 00:00
Matrix: Water
Date Received: 02/24/24 09:52

Method: SW846 9320 - Radium-228 (GFPC)

Analyte	Result	Qualifier	Count Uncert. (2σ+/-)	Total Uncert. (2σ+/-)	RL	MDC	Unit	Prepared	Analyzed	Dil Fac
Radium-228	0.353	U	0.291	0.293	1.00	0.449	pCi/L	02/28/24 09:47	03/18/24 11:43	1

Carrier	*%Yield*	*Qualifier*	*Limits*	*Prepared*	*Analyzed*	*Dil Fac*
Ba Carrier	*93.9*		*30 - 110*	*02/28/24 09:47*	*03/18/24 11:43*	*1*
Y Carrier	*83.7*		*30 - 110*	*02/28/24 09:47*	*03/18/24 11:43*	*1*

Method: TAL-STL Ra226_Ra228 - Combined Radium-226 and Radium-228

Analyte	Result	Qualifier	Count Uncert. (2σ+/-)	Total Uncert. (2σ+/-)	RL	MDC	Unit	Prepared	Analyzed	Dil Fac
Combined Radium 226 + 228	0.378	U	0.297	0.299	5.00	0.449	pCi/L		03/26/24 10:43	1

Client Sample ID: SCH-SGWC-13

Lab Sample ID: 680-247129-5

Date Collected: 02/23/24 10:40
Matrix: Water
Date Received: 02/24/24 09:52

Method: SW846 9315 - Radium-226 (GFPC)

Analyte	Result	Qualifier	Count Uncert. (2σ+/-)	Total Uncert. (2σ+/-)	RL	MDC	Unit	Prepared	Analyzed	Dil Fac
Radium-226	-0.0212	U	0.0364	0.0365	1.00	0.0957	pCi/L	02/28/24 09:44	03/25/24 14:43	1

Carrier	*%Yield*	*Qualifier*	*Limits*	*Prepared*	*Analyzed*	*Dil Fac*
Ba Carrier	*97.0*		*30 - 110*	*02/28/24 09:44*	*03/25/24 14:43*	*1*

Method: SW846 9320 - Radium-228 (GFPC)

Analyte	Result	Qualifier	Count Uncert. (2σ+/-)	Total Uncert. (2σ+/-)	RL	MDC	Unit	Prepared	Analyzed	Dil Fac
Radium-228	0.263	U	0.330	0.331	1.00	0.548	pCi/L	02/28/24 09:47	03/18/24 11:43	1

Carrier	*%Yield*	*Qualifier*	*Limits*	*Prepared*	*Analyzed*	*Dil Fac*
Ba Carrier	*97.0*		*30 - 110*	*02/28/24 09:47*	*03/18/24 11:43*	*1*
Y Carrier	*81.9*		*30 - 110*	*02/28/24 09:47*	*03/18/24 11:43*	*1*

Method: TAL-STL Ra226_Ra228 - Combined Radium-226 and Radium-228

Analyte	Result	Qualifier	Count Uncert. (2σ+/-)	Total Uncert. (2σ+/-)	RL	MDC	Unit	Prepared	Analyzed	Dil Fac
Combined Radium 226 + 228	0.242	U	0.332	0.333	5.00	0.548	pCi/L		03/26/24 10:43	1

Tracer/Carrier Summary

Client: Southern Company
Project/Site: CCR - Plant Scherer Ash Pond

Job ID: 680-247129-2

Method: 9315 - Radium-226 (GFPC)

Matrix: Water **Prep Type: Total/NA**

		Percent Yield (Acceptance Limits)						
		Ba						
Lab Sample ID	Client Sample ID	(30-110)						
680-247129-1	SCH-SGWC-10	95.4						
680-247129-2	SCH-SGWC-12	89.8						
680-247129-3	SCH-SGWC-11	88.3						
680-247129-4	SCH-AP1-FD-2	93.9						
680-247129-5	SCH-SGWC-13	97.0						
LCS 160-650190/2-A	Lab Control Sample	93.7						
LCS 160-650195/2-A	Lab Control Sample	101						
LCSD 160-650195/3-A	Lab Control Sample Dup	94.4						
MB 160-650190/1-A	Method Blank	88.1						
MB 160-650195/1-A	Method Blank	99.0						

Tracer/Carrier Legend

Ba = Ba Carrier

Method: 9320 - Radium-228 (GFPC)

Matrix: Water **Prep Type: Total/NA**

		Percent Yield (Acceptance Limits)						
		Ba	Y					
Lab Sample ID	Client Sample ID	(30-110)	(30-110)					
680-247129-1	SCH-SGWC-10	95.4	85.2					
680-247129-2	SCH-SGWC-12	89.8	83.7					
680-247129-3	SCH-SGWC-11	88.3	81.1					
680-247129-4	SCH-AP1-FD-2	93.9	83.7					
680-247129-5	SCH-SGWC-13	97.0	81.9					
LCS 160-650192/2-A	Lab Control Sample	93.7	84.9					
LCS 160-650196/2-A	Lab Control Sample	101	79.6					
LCSD 160-650196/3-A	Lab Control Sample Dup	94.4	82.2					
MB 160-650192/1-A	Method Blank	88.1	82.6					
MB 160-650196/1-A	Method Blank	99.0	77.8					

Tracer/Carrier Legend

Ba = Ba Carrier

Y = Y Carrier

Method: 9315 - Radium-226 (GFPC)

Lab Sample ID: MB 160-650190/1-A — **Client Sample ID: Method Blank**
Matrix: Water — **Prep Type: Total/NA**
Analysis Batch: 653748 — **Prep Batch: 650190**

Analyte	MB Result	MB Qualifier	Count Uncert. (2σ+/-)	Total Uncert. (2σ+/-)	RL	MDC	Unit	Prepared	Analyzed	Dil Fac
Radium-226	-0.01152	U	0.175	0.175	1.00	0.361	pCi/L	02/28/24 09:36	03/25/24 16:30	1

Carrier	*MB %Yield*	*MB Qualifier*	*Limits*	*Prepared*	*Analyzed*	*Dil Fac*
Ba Carrier	*88.1*		*30 - 110*	*02/28/24 09:36*	*03/25/24 16:30*	*1*

Lab Sample ID: LCS 160-650190/2-A — **Client Sample ID: Lab Control Sample**
Matrix: Water — **Prep Type: Total/NA**
Analysis Batch: 653748 — **Prep Batch: 650190**

Analyte			Spike Added	LCS Result	LCS Qual	Total Uncert. (2σ+/-)	RL	MDC	Unit	%Rec	%Rec Limits		
Radium-226			11.3	10.41		1.34	1.00	0.262	pCi/L	92	75 - 125		

Carrier	*LCS %Yield*	*LCS Qualifier*	*Limits*
Ba Carrier	*93.7*		*30 - 110*

Lab Sample ID: MB 160-650195/1-A — **Client Sample ID: Method Blank**
Matrix: Water — **Prep Type: Total/NA**
Analysis Batch: 653748 — **Prep Batch: 650195**

Analyte	MB Result	MB Qualifier	Count Uncert. (2σ+/-)	Total Uncert. (2σ+/-)	RL	MDC	Unit	Prepared	Analyzed	Dil Fac
Radium-226	0.008998	U	0.0519	0.0519	1.00	0.103	pCi/L	02/28/24 09:44	03/25/24 14:42	1

Carrier	*MB %Yield*	*MB Qualifier*	*Limits*	*Prepared*	*Analyzed*	*Dil Fac*
Ba Carrier	*99.0*		*30 - 110*	*02/28/24 09:44*	*03/25/24 14:42*	*1*

Lab Sample ID: LCS 160-650195/2-A — **Client Sample ID: Lab Control Sample**
Matrix: Water — **Prep Type: Total/NA**
Analysis Batch: 653748 — **Prep Batch: 650195**

Analyte			Spike Added	LCS Result	LCS Qual	Total Uncert. (2σ+/-)	RL	MDC	Unit	%Rec	%Rec Limits		
Radium-226			11.3	9.613		1.02	1.00	0.114	pCi/L	85	75 - 125		

Carrier	*LCS %Yield*	*LCS Qualifier*	*Limits*
Ba Carrier	*101*		*30 - 110*

Lab Sample ID: LCSD 160-650195/3-A — **Client Sample ID: Lab Control Sample Dup**
Matrix: Water — **Prep Type: Total/NA**
Analysis Batch: 653748 — **Prep Batch: 650195**

Analyte			Spike Added	LCSD Result	LCSD Qual	Total Uncert. (2σ+/-)	RL	MDC	Unit	%Rec	%Rec Limits	RER	RER Limit
Radium-226			11.3	10.39		1.09	1.00	0.0913	pCi/L	92	75 - 125	0.37	1

Method: 9315 - Radium-226 (GFPC) (Continued)

Lab Sample ID: LCSD 160-650195/3-A
Matrix: Water
Analysis Batch: 653748

Client Sample ID: Lab Control Sample Dup
Prep Type: Total/NA
Prep Batch: 650195

Carrier	LCSD %Yield	LCSD Qualifier	Limits
Ba Carrier	94.4		30 - 110

Method: 9320 - Radium-228 (GFPC)

Lab Sample ID: MB 160-650192/1-A
Matrix: Water
Analysis Batch: 653748

Client Sample ID: Method Blank
Prep Type: Total/NA
Prep Batch: 650192

Analyte	MB Result	MB Qualifier	Count Uncert. (2σ+/-)	Total Uncert. (2σ+/-)	RL	MDC	Unit	Prepared	Analyzed	Dil Fac
Radium-228	0.1333	U	0.428	0.428	1.00	0.771	pCi/L	02/28/24 09:41	03/25/24 15:43	1

Carrier	MB %Yield	MB Qualifier	Limits	Prepared	Analyzed	Dil Fac
Ba Carrier	88.1		30 - 110	02/28/24 09:41	03/25/24 15:43	1
Y Carrier	82.6		30 - 110	02/28/24 09:41	03/25/24 15:43	1

Lab Sample ID: LCS 160-650192/2-A
Matrix: Water
Analysis Batch: 653894

Client Sample ID: Lab Control Sample
Prep Type: Total/NA
Prep Batch: 650192

Analyte			Spike Added	LCS Result	LCS Qual	Total Uncert. (2σ+/-)	RL	MDC	Unit	%Rec	%Rec Limits		
Radium-228			9.09	9.993		1.33	1.00	0.566	pCi/L	110	75 - 125		

Carrier	LCS %Yield	LCS Qualifier	Limits
Ba Carrier	93.7		30 - 110
Y Carrier	84.9		30 - 110

Lab Sample ID: MB 160-650196/1-A
Matrix: Water
Analysis Batch: 652965

Client Sample ID: Method Blank
Prep Type: Total/NA
Prep Batch: 650196

Analyte	MB Result	MB Qualifier	Count Uncert. (2σ+/-)	Total Uncert. (2σ+/-)	RL	MDC	Unit	Prepared	Analyzed	Dil Fac
Radium-228	-0.1702	U	0.217	0.218	1.00	0.472	pCi/L	02/28/24 09:47	03/18/24 11:43	1

Carrier	MB %Yield	MB Qualifier	Limits	Prepared	Analyzed	Dil Fac
Ba Carrier	99.0		30 - 110	02/28/24 09:47	03/18/24 11:43	1
Y Carrier	77.8		30 - 110	02/28/24 09:47	03/18/24 11:43	1

Lab Sample ID: LCS 160-650196/2-A
Matrix: Water
Analysis Batch: 652965

Client Sample ID: Lab Control Sample
Prep Type: Total/NA
Prep Batch: 650196

Analyte			Spike Added	LCS Result	LCS Qual	Total Uncert. (2σ+/-)	RL	MDC	Unit	%Rec	%Rec Limits		
Radium-228			9.11	9.737		1.30	1.00	0.556	pCi/L	107	75 - 125		

Method: 9320 - Radium-228 (GFPC) (Continued)

Lab Sample ID: LCS 160-650196/2-A
Matrix: Water
Analysis Batch: 652965

Client Sample ID: Lab Control Sample
Prep Type: Total/NA
Prep Batch: 650196

Carrier	LCS %Yield	LCS Qualifier	Limits
Ba Carrier	101		30 - 110
Y Carrier	79.6		30 - 110

Lab Sample ID: LCSD 160-650196/3-A
Matrix: Water
Analysis Batch: 652965

Client Sample ID: Lab Control Sample Dup
Prep Type: Total/NA
Prep Batch: 650196

Analyte			Spike Added	LCSD Result	LCSD Qual	Total Uncert. (2σ+/-)	RL	MDC	Unit	%Rec	%Rec Limits	RER	RER Limit
Radium-228			9.11	8.653		1.19	1.00	0.472	pCi/L	95	75 - 125	0.44	1

Carrier	LCSD %Yield	LCSD Qualifier	Limits
Ba Carrier	94.4		30 - 110
Y Carrier	82.2		30 - 110

QC Association Summary

Client: Southern Company
Project/Site: CCR - Plant Scherer Ash Pond

Job ID: 680-247129-2

Rad

Prep Batch: 650190

Lab Sample ID	Client Sample ID	Prep Type	Matrix	Method	Prep Batch
680-247129-1	SCH-SGWC-10	Total/NA	Water	PrecSep-21	
680-247129-2	SCH-SGWC-12	Total/NA	Water	PrecSep-21	
MB 160-650190/1-A	Method Blank	Total/NA	Water	PrecSep-21	
LCS 160-650190/2-A	Lab Control Sample	Total/NA	Water	PrecSep-21	

Prep Batch: 650192

Lab Sample ID	Client Sample ID	Prep Type	Matrix	Method	Prep Batch
680-247129-1	SCH-SGWC-10	Total/NA	Water	PrecSep_0	
680-247129-2	SCH-SGWC-12	Total/NA	Water	PrecSep_0	
MB 160-650192/1-A	Method Blank	Total/NA	Water	PrecSep_0	
LCS 160-650192/2-A	Lab Control Sample	Total/NA	Water	PrecSep_0	

Prep Batch: 650195

Lab Sample ID	Client Sample ID	Prep Type	Matrix	Method	Prep Batch
680-247129-3	SCH-SGWC-11	Total/NA	Water	PrecSep-21	
680-247129-4	SCH-AP1-FD-2	Total/NA	Water	PrecSep-21	
680-247129-5	SCH-SGWC-13	Total/NA	Water	PrecSep-21	
MB 160-650195/1-A	Method Blank	Total/NA	Water	PrecSep-21	
LCS 160-650195/2-A	Lab Control Sample	Total/NA	Water	PrecSep-21	
LCSD 160-650195/3-A	Lab Control Sample Dup	Total/NA	Water	PrecSep-21	

Prep Batch: 650196

Lab Sample ID	Client Sample ID	Prep Type	Matrix	Method	Prep Batch
680-247129-3	SCH-SGWC-11	Total/NA	Water	PrecSep_0	
680-247129-4	SCH-AP1-FD-2	Total/NA	Water	PrecSep_0	
680-247129-5	SCH-SGWC-13	Total/NA	Water	PrecSep_0	
MB 160-650196/1-A	Method Blank	Total/NA	Water	PrecSep_0	
LCS 160-650196/2-A	Lab Control Sample	Total/NA	Water	PrecSep_0	
LCSD 160-650196/3-A	Lab Control Sample Dup	Total/NA	Water	PrecSep_0	

Lab Chronicle

Client: Southern Company
Project/Site: CCR - Plant Scherer Ash Pond

Job ID: 680-247129-2

Client Sample ID: SCH-SGWC-10

Lab Sample ID: 680-247129-1

Date Collected: 02/23/24 09:00
Matrix: Water
Date Received: 02/24/24 09:52

Prep Type	Batch Type	Batch Method	Run	Dil Factor	Initial Amount	Final Amount	Batch Number	Prepared or Analyzed	Analyst	Lab
Total/NA	Prep	PrecSep-21			992.61 mL	1.0 g	650190	02/28/24 09:36	KAC	EET SL
Total/NA	Analysis	9315		1			653748	03/25/24 18:14	SWS	EET SL
	Instrument ID:	GFPCRED								
Total/NA	Prep	PrecSep_0			992.61 mL	1.0 g	650192	02/28/24 09:41	KAC	EET SL
Total/NA	Analysis	9320		1			653748	03/25/24 12:17	SWS	EET SL
	Instrument ID:	GFPCRED								
Total/NA	Analysis	Ra226_Ra228		1			653993	03/26/24 10:43	FLC	EET SL
	Instrument ID:	NOEQUIP								

Client Sample ID: SCH-SGWC-12

Lab Sample ID: 680-247129-2

Date Collected: 02/23/24 09:22
Matrix: Water
Date Received: 02/24/24 09:52

Prep Type	Batch Type	Batch Method	Run	Dil Factor	Initial Amount	Final Amount	Batch Number	Prepared or Analyzed	Analyst	Lab
Total/NA	Prep	PrecSep-21			1001.58 mL	1.0 g	650190	02/28/24 09:36	KAC	EET SL
Total/NA	Analysis	9315		1			653748	03/25/24 18:14	SWS	EET SL
	Instrument ID:	GFPCRED								
Total/NA	Prep	PrecSep_0			1001.58 mL	1.0 g	650192	02/28/24 09:41	KAC	EET SL
Total/NA	Analysis	9320		1			653748	03/25/24 12:17	SWS	EET SL
	Instrument ID:	GFPCRED								
Total/NA	Analysis	Ra226_Ra228		1			653993	03/26/24 10:43	FLC	EET SL
	Instrument ID:	NOEQUIP								

Client Sample ID: SCH-SGWC-11

Lab Sample ID: 680-247129-3

Date Collected: 02/23/24 09:28
Matrix: Water
Date Received: 02/24/24 09:52

Prep Type	Batch Type	Batch Method	Run	Dil Factor	Initial Amount	Final Amount	Batch Number	Prepared or Analyzed	Analyst	Lab
Total/NA	Prep	PrecSep-21			999.01 mL	1.0 g	650195	02/28/24 09:44	KAC	EET SL
Total/NA	Analysis	9315		1			653748	03/25/24 14:43	SWS	EET SL
	Instrument ID:	GFPCRED								
Total/NA	Prep	PrecSep_0			999.01 mL	1.0 g	650196	02/28/24 09:47	KAC	EET SL
Total/NA	Analysis	9320		1			652965	03/18/24 11:43	SCB	EET SL
	Instrument ID:	GFPCORANGE								
Total/NA	Analysis	Ra226_Ra228		1			653993	03/26/24 10:43	FLC	EET SL
	Instrument ID:	NOEQUIP								

Client Sample ID: SCH-AP1-FD-2

Lab Sample ID: 680-247129-4

Date Collected: 02/23/24 00:00
Matrix: Water
Date Received: 02/24/24 09:52

Prep Type	Batch Type	Batch Method	Run	Dil Factor	Initial Amount	Final Amount	Batch Number	Prepared or Analyzed	Analyst	Lab
Total/NA	Prep	PrecSep-21			993.44 mL	1.0 g	650195	02/28/24 09:44	KAC	EET SL
Total/NA	Analysis	9315		1			653748	03/25/24 14:43	SWS	EET SL
	Instrument ID:	GFPCRED								

Lab Chronicle

Client: Southern Company
Project/Site: CCR - Plant Scherer Ash Pond

Job ID: 680-247129-2

Client Sample ID: SCH-AP1-FD-2

Lab Sample ID: 680-247129-4

Date Collected: 02/23/24 00:00
Date Received: 02/24/24 09:52

Matrix: Water

Prep Type	Batch Type	Batch Method	Run	Dil Factor	Initial Amount	Final Amount	Batch Number	Prepared or Analyzed	Analyst	Lab
Total/NA	Prep	PrecSep_0			993.44 mL	1.0 g	650196	02/28/24 09:47	KAC	EET SL
Total/NA	Analysis	9320		1			652965	03/18/24 11:43	SCB	EET SL
	Instrument ID:	GFPCORANGE								
Total/NA	Analysis	Ra226_Ra228		1			653993	03/26/24 10:43	FLC	EET SL
	Instrument ID:	NOEQUIP								

Client Sample ID: SCH-SGWC-13

Lab Sample ID: 680-247129-5

Date Collected: 02/23/24 10:40
Date Received: 02/24/24 09:52

Matrix: Water

Prep Type	Batch Type	Batch Method	Run	Dil Factor	Initial Amount	Final Amount	Batch Number	Prepared or Analyzed	Analyst	Lab
Total/NA	Prep	PrecSep-21			997.49 mL	1.0 g	650195	02/28/24 09:44	KAC	EET SL
Total/NA	Analysis	9315		1			653748	03/25/24 14:43	SWS	EET SL
	Instrument ID:	GFPCRED								
Total/NA	Prep	PrecSep_0			997.49 mL	1.0 g	650196	02/28/24 09:47	KAC	EET SL
Total/NA	Analysis	9320		1			652965	03/18/24 11:43	SCB	EET SL
	Instrument ID:	GFPCORANGE								
Total/NA	Analysis	Ra226_Ra228		1			653993	03/26/24 10:43	FLC	EET SL
	Instrument ID:	NOEQUIP								

Laboratory References:

EET SL = Eurofins St. Louis, 13715 Rider Trail North, Earth City, MO 63045, TEL (314)298-8566

Accreditation/Certification Summary

Client: Southern Company
Project/Site: CCR - Plant Scherer Ash Pond

Job ID: 680-247129-2

Laboratory: Eurofins St. Louis

The accreditations/certifications listed below are applicable to this report.

Authority	Program	Identification Number	Expiration Date
Florida	NELAP	E87689	06-30-24

Method Summary

Client: Southern Company
Project/Site: CCR - Plant Scherer Ash Pond

Job ID: 680-247129-2

Method	Method Description	Protocol	Laboratory
9315	Radium-226 (GFPC)	SW846	EET SL
9320	Radium-228 (GFPC)	SW846	EET SL
Ra226_Ra228	Combined Radium-226 and Radium-228	TAL-STL	EET SL
PrecSep_0	Preparation, Precipitate Separation	None	EET SL
PrecSep-21	Preparation, Precipitate Separation (21-Day In-Growth)	None	EET SL

Protocol References:

None = None

SW846 = "Test Methods For Evaluating Solid Waste, Physical/Chemical Methods", Third Edition, November 1986 And Its Updates.

TAL-STL = TestAmerica Laboratories, St. Louis, Facility Standard Operating Procedure.

Laboratory References:

EET SL = Eurofins St. Louis, 13715 Rider Trail North, Earth City, MO 63045, TEL (314)298-8566

Eurofins Savannah
5102 LaRoche Avenue
Savannah, GA 31404
Phone (912) 354-7858 Phone (912) 352-0165

Chain of Custody Record

eurofins | Environment Testing

244- ATLANTA

Client Information	Sampler(s): Mark Mann	Lab PM / Phone: David Fuller / 770-344-8986	Carrier Tracking No(s):	COC No:
Client Contact: Joju Abraham	Site-Project Manager / Phone: Dawn Prell / 248-536-5445	E-Mail: David.Fuller@et.eurofinsus.com	State of Origin: GA	Page: Page 1 of 1
Company: Southern Company				Job #:
Address: 241 Ralph McGill Blvd SE B10185	Due Date Requested:			
City: Atlanta	TAT Requested (business days): 2 weeks			
State, Zip: GA, 30308	Compliance Project: Δ Yes Δ No			
Phone:	Lab Project #: (DO NOT REMOVE) 68027798			
Email: JAbraham@southernco.com	Lab PO #: GPC82130-0003 / PO Line #1			
Project Name: CCR - Plant Scherer Ash Pond	Project #:			
Site:				

Analysis Requested

Preservation Codes:
A - HCL, B - NaOH, C - Zn Acetate, D - Nitric Acid, E - NaHSO4, F - MeOH, G - Amchlor, H - Ascorbic Acid, I - Ice, J - DI Water, K - EDTA, L - EDA
M - Hexane, N - None, O - AsNaO2, P - Na2O4S, Q - Na2SO3, R - Na2S2O3, S - H2SO4, T - TSP Dodecahydrate, U - Acetone, V - MCAA, W - pH 4-5, Y - Trizma, Z - other (specify)
Other:

Task_Code: SCH-CCR-ASSMT-2024S1

Special Instructions/Notes:

Sample Identification	Sample Date	Sample Time	Sample Type (C=Comp, G=grab)	Matrix (W=water, S=solid, O=waste/oil, BT=Tissue, A=Air)	Field Filtered Sample (Yes or No)	Perform MS/MSD (Yes or No)	300_ORGFM_28D - Chloride, Fluoride, Sulfate	2540C - Solids, Total Dissolved (TDS)	6020B - App III and IV w/ Fe, Mg, Mn, Na, K	7470A - App IV Mercury	9034 - Sulfide	2320B - Alkalinity, Total, Carb/Bicarb	9315_Ra226 - Radium 226	9320_Ra228 - Radium 228	Ra226Ra228_GFPC - Combined Radium 226 and 228					Total Number of containers
			Preservation Code:				N	N	D	D	CB	N	D	D	D					
SCH-SGWC-10	2/23/24	9:00	G	WG	N	N	X	X	X	X	X	X	X	X	X					8
SCH-SGWC-12	2/23/24	9:22	G	WG	N	N	X	X	X	X	X	X	X	X	X					8
SCH-SGWC-11	2/23/24	9:28	G	WG	N	N	X	X	X	X	X	X	X	X	X					8
SCH-AP1-FD-2	2/23/24	-	G	WG	N	N	X	X	X	X	X	X	X	X	X					8
SCH-SGWC-13	2/23/24	10:40	G	WG	N	N	X	X	X	X	X	X	X	X	X					8

680-247129 Chain of Custody

Possible Hazard Identification
☐ Non-Hazard ☐ Flammable ☐ Skin Irritant ☐ Poison B ☐ Unknown ☐ Radiological

Sample Disposal (A fee may be assessed if samples are retained longer than 1 month)
☐ Return To Client ☐ Disposal By Lab ☐ Archive For _____ Months

Deliverable Requested: I, II, III, IV, Other (specify)

Special Instructions/QC Requirements:

Empty Kit Relinquished by:	Date:	Time:	Method of Shipment:

Relinquished by:	Date/Time:	Company	Received by:	Date/Time:	Company
MARK MANN	02/23/24 1535	WSP		02/23/24 1535	Eurofins
	02/23/24 1600				
				2/24/24 0052	

Custody Seals Intact: Δ Yes Δ No
Custody Seal No.:
Cooler Temperature(s) °C and Other Remarks: 0.4/0.9

Ver: 01/16/2019

3/26/2024

Eurofins Savannah
5102 LaRoche Avenue
Savannah, GA 31404
Phone: 912-354-7858 Fax: 912-352-0165

Chain of Custody Record

eurofins | Environment Testing

Client Information (Sub Contract Lab)	Sampler:	Lab PM: Fuller, David	Carrier Tracking No(s):	COC No: 680-764579.1
Client Contact: Shipping/Receiving	Phone:	E-Mail: David.Fuller@et.eurofinsus.com	State of Origin: Georgia	Page: Page 1 of 1
Company: TestAmerica Laboratories, Inc.		Accreditations Required (See note): NELAP - Florida; State - Georgia		Job #: 680-247129-1
Address: 13715 Rider Trail North, ,	Due Date Requested: 3/6/2024			
City: Earth City	TAT Requested (days):			
State, Zip: MO, 63045				
Phone: 314-298-8566(Tel) 314-298-8757(Fax)	PO #:			
Email:	WO #:			
Project Name: CCR - Plant Scherer Ash Pond	Project #: 68027798			
Site:	SSOW#:			

Analysis Requested

Preservation Codes:
A - HCL
B - NaOH
C - Zn Acetate
D - Nitric Acid
E - NaHSO4
F - MeOH
G - Amchlor
H - Ascorbic Acid
I - Ice
J - DI Water
K - EDTA
L - EDA
M - Hexane
N - None
O - AsNaO2
P - Na2O4S
Q - Na2SO3
R - Na2S2O3
S - H2SO4
T - TSP Dodecahydrate
U - Acetone
V - MCAA
W - pH 4-5
Y - Trizma
Z - other (specify)
Other:

Sample Identification - Client ID (Lab ID)	Sample Date	Sample Time	Sample Type (C=Comp, G=grab)	Matrix (W=water, S=solid, O=waste/oil, BT=Tissue, A=Air)	Field Filtered Sample (Yes or No)	Perform MS/MSD (Yes or No)	9315_Ra226/PrecSep_21 Radium-226 (GFPC) - 21 day decay	9320_Ra228/PrecSep_0 Radium-228 (GFPC)	Ra226Ra228_GFPC/ Combined Radium-226 and Radium-228	Total Number of containers	Special Instructions/Note:
			Preservation Code:								
SCH-SGWC-10 (680-247129-1)	2/23/24	09:00 Eastern		Water			X	X	X	2	
SCH-SGWC-12 (680-247129-2)	2/23/24	09:22 Eastern		Water			X	X	X	2	
SCH-SGWC-11 (680-247129-3)	2/23/24	09:28 Eastern		Water			X	X	X	2	
SCH-AP1-FD-2 (680-247129-4)	2/23/24	Eastern		Water			X	X	X	2	
SCH-SGWC-13 (680-247129-5)	2/23/24	10:40 Eastern		Water			X	X	X	2	

Note: Since laboratory accreditations are subject to change, Eurofins Environment Testing Southeast, LLC places the ownership of method, analyte & accreditation compliance upon our subcontract laboratories. This sample shipment is forwarded under chain-of-custody. If the laboratory does not currently maintain accreditation in the State of Origin listed above for analysis/tests/matrix being analyzed, the samples must be shipped back to the Eurofins Environment Testing Southeast, LLC laboratory or other instructions will be provided. Any changes to accreditation status should be brought to Eurofins Environment Testing Southeast, LLC attention immediately. If all requested accreditations are current to date, return the signed Chain of Custody attesting to said compliance to Eurofins Environment Testing Southeast, LLC.

Possible Hazard Identification *Unconfirmed*	***Sample Disposal (A fee may be assessed if samples are retained longer than 1 month)*** ☐ *Return To Client* ☐ *Disposal By Lab* ☐ *Archive For* _____ *Months*
Deliverable Requested: I, II, III, IV, Other (specify) Primary Deliverable Rank: 2	Special Instructions/QC Requirements:

Empty Kit Relinquished by:	Date:	Time:	Method of Shipment:		
Relinquished by:	Date/Time:	Company	Received by: Richard Thornley	Date/Time: FEB 27 2024 0850	Company ETA STL
Relinquished by:	Date/Time:	Company	Received by:	Date/Time:	Company
Relinquished by:	Date/Time:	Company	Received by:	Date/Time:	Company
Custody Seals Intact: Δ Yes Δ No	Custody Seal No.:		Cooler Temperature(s) °C and Other Remarks:		

Ver: 06/08/2021

Login Sample Receipt Checklist

Client: Southern Company

Job Number: 680-247129-2

Login Number: 247129

List Source: Eurofins Savannah

List Number: 1

Creator: Stewart, Rendaisha

Question	Answer	Comment
Radioactivity wasn't checked or is </= background as measured by a survey meter.	N/A	
The cooler's custody seal, if present, is intact.	True	
Sample custody seals, if present, are intact.	True	
The cooler or samples do not appear to have been compromised or tampered with.	True	
Samples were received on ice.	True	
Cooler Temperature is acceptable.	True	
Cooler Temperature is recorded.	True	
COC is present.	True	
COC is filled out in ink and legible.	True	
COC is filled out with all pertinent information.	True	
Is the Field Sampler's name present on COC?	True	
There are no discrepancies between the containers received and the COC.	True	
Samples are received within Holding Time (excluding tests with immediate HTs)	True	
Sample containers have legible labels.	True	
Containers are not broken or leaking.	True	
Sample collection date/times are provided.	True	
Appropriate sample containers are used.	True	
Sample bottles are completely filled.	True	
Sample Preservation Verified.	N/A	
There is sufficient vol. for all requested analyses, incl. any requested MS/MSDs	True	
Containers requiring zero headspace have no headspace or bubble is <6mm (1/4").	N/A	
Multiphasic samples are not present.	True	
Samples do not require splitting or compositing.	True	
Residual Chlorine Checked.	N/A	

Login Sample Receipt Checklist

Client: Southern Company

Job Number: 680-247129-2

Login Number: 247129
List Number: 2
Creator: Thornley, Richard W

List Source: Eurofins St. Louis
List Creation: 02/27/24 04:13 PM

Question	Answer	Comment
Radioactivity wasn't checked or is </= background as measured by a survey meter.	True	
The cooler's custody seal, if present, is intact.	True	
Sample custody seals, if present, are intact.	True	
The cooler or samples do not appear to have been compromised or tampered with.	True	
Samples were received on ice.	N/A	
Cooler Temperature is acceptable.	True	
Cooler Temperature is recorded.	True	
COC is present.	True	
COC is filled out in ink and legible.	True	
COC is filled out with all pertinent information.	True	
Is the Field Sampler's name present on COC?	N/A	
There are no discrepancies between the containers received and the COC.	True	
Samples are received within Holding Time (excluding tests with immediate HTs)	True	
Sample containers have legible labels.	True	
Containers are not broken or leaking.	True	
Sample collection date/times are provided.	True	
Appropriate sample containers are used.	True	
Sample bottles are completely filled.	True	
Sample Preservation Verified.	True	
There is sufficient vol. for all requested analyses, incl. any requested MS/MSDs	True	
Containers requiring zero headspace have no headspace or bubble is <6mm (1/4").	N/A	
Multiphasic samples are not present.	True	
Samples do not require splitting or compositing.	True	
Residual Chlorine Checked.	N/A	

eurofins | Environment Testing

ANALYTICAL REPORT

PREPARED FOR

Attn: Joju Abraham
Southern Company
241 Ralph McGill Blvd SE
B10185
Atlanta, Georgia 30308

Generated 4/2/2024 5:00:22 PM

JOB DESCRIPTION

CCR - Plant Scherer Ash Pond Assessment

JOB NUMBER

680-247135-2

Eurofins Savannah
5102 LaRoche Avenue
Savannah GA 31404

See page two for job notes and contact information.

my EOL

Eurofins Savannah

Job Notes

This report may not be reproduced except in full, and with written approval from the laboratory. The results relate only to the samples tested. For questions please contact the Project Manager at the e-mail address or telephone number listed on this page.

The test results in this report relate only to the samples as received by the laboratory and will meet all requirements of the methodology, with any exceptions noted. This report shall not be reproduced except in full, without the express written approval of the laboratory. All questions should be directed to the Eurofins Environment Testing Southeast, LLC Project Manager.

Authorization

Generated
4/2/2024 5:00:22 PM

Authorized for release by
David Fuller, Project Manager
David.Fuller@et.eurofinsus.com
(770)344-8986

Definitions/Glossary

Client: Southern Company
Job ID: 680-247135-2
Project/Site: CCR - Plant Scherer Ash Pond Assessment

Qualifiers

Rad

Qualifier	Qualifier Description
U	Result is less than the sample detection limit.

Glossary

Abbreviation	These commonly used abbreviations may or may not be present in this report.
¤	Listed under the "D" column to designate that the result is reported on a dry weight basis
%R	Percent Recovery
CFL	Contains Free Liquid
CFU	Colony Forming Unit
CNF	Contains No Free Liquid
DER	Duplicate Error Ratio (normalized absolute difference)
Dil Fac	Dilution Factor
DL	Detection Limit (DoD/DOE)
DL, RA, RE, IN	Indicates a Dilution, Re-analysis, Re-extraction, or additional Initial metals/anion analysis of the sample
DLC	Decision Level Concentration (Radiochemistry)
EDL	Estimated Detection Limit (Dioxin)
LOD	Limit of Detection (DoD/DOE)
LOQ	Limit of Quantitation (DoD/DOE)
MCL	EPA recommended "Maximum Contaminant Level"
MDA	Minimum Detectable Activity (Radiochemistry)
MDC	Minimum Detectable Concentration (Radiochemistry)
MDL	Method Detection Limit
ML	Minimum Level (Dioxin)
MPN	Most Probable Number
MQL	Method Quantitation Limit
NC	Not Calculated
ND	Not Detected at the reporting limit (or MDL or EDL if shown)
NEG	Negative / Absent
POS	Positive / Present
PQL	Practical Quantitation Limit
PRES	Presumptive
QC	Quality Control
RER	Relative Error Ratio (Radiochemistry)
RL	Reporting Limit or Requested Limit (Radiochemistry)
RPD	Relative Percent Difference, a measure of the relative difference between two points
TEF	Toxicity Equivalent Factor (Dioxin)
TEQ	Toxicity Equivalent Quotient (Dioxin)
TNTC	Too Numerous To Count

Sample Summary

Client: Southern Company
Project/Site: CCR - Plant Scherer Ash Pond Assessment

Job ID: 680-247135-2

Lab Sample ID	Client Sample ID	Matrix	Collected	Received
680-247135-1	SCH-PZ-69I	Water	02/23/24 10:36	02/24/24 09:52
680-247135-2	SCH-PZ-44I	Water	02/23/24 11:15	02/24/24 09:52

Job Narrative
680-247135-2

Analytical test results meet all requirements of the associated regulatory program listed on the Accreditation/Certification Summary Page unless otherwise noted under the individual analysis. Data qualifiers are applied to indicate exceptions. Noncompliant quality control (QC) is further explained in narrative comments.

- Matrix QC may not be reported if insufficient sample or site-specific QC samples were not submitted. In these situations, to demonstrate precision and accuracy at a batch level, a LCS/LCSD may be performed, unless otherwise specified in the method.
- Surrogate and/or isotope dilution analyte recoveries (if applicable) which are outside of the QC window are confirmed unless attributed to a dilution or otherwise noted in the narrative.

Receipt
The samples were received on 2/24/2024 9:52 AM. Unless otherwise noted below, the samples arrived in good condition, and, where required, properly preserved and on ice. The temperature of the cooler at receipt time was 2.4°C.

Gas Flow Proportional Counter
No additional analytical or quality issues were noted, other than those described above or in the Definitions/ Glossary page.

Rad
No additional analytical or quality issues were noted, other than those described above or in the Definitions/ Glossary page.

Client Sample Results

Client: Southern Company
Project/Site: CCR - Plant Scherer Ash Pond Assessment

Job ID: 680-247135-2

Client Sample ID: SCH-PZ-69I

Lab Sample ID: 680-247135-1

Date Collected: 02/23/24 10:36
Matrix: Water
Date Received: 02/24/24 09:52

Method: SW846 9315 - Radium-226 (GFPC)

Analyte	Result	Qualifier	Count Uncert. (2σ+/-)	Total Uncert. (2σ+/-)	RL	MDC	Unit	Prepared	Analyzed	Dil Fac
Radium-226	0.118	U	0.136	0.137	1.00	0.220	pCi/L	03/04/24 10:15	04/02/24 08:30	1

Carrier	*%Yield*	*Qualifier*	*Limits*	*Prepared*	*Analyzed*	*Dil Fac*
Ba Carrier	*96.4*		*30 - 110*	*03/04/24 10:15*	*04/02/24 08:30*	*1*

Method: SW846 9320 - Radium-228 (GFPC)

Analyte	Result	Qualifier	Count Uncert. (2σ+/-)	Total Uncert. (2σ+/-)	RL	MDC	Unit	Prepared	Analyzed	Dil Fac
Radium-228	**0.794**		0.393	0.400	1.00	0.526	pCi/L	03/04/24 10:29	04/01/24 11:49	1

Carrier	*%Yield*	*Qualifier*	*Limits*	*Prepared*	*Analyzed*	*Dil Fac*
Ba Carrier	*96.4*		*30 - 110*	*03/04/24 10:29*	*04/01/24 11:49*	*1*
Y Carrier	*69.2*		*30 - 110*	*03/04/24 10:29*	*04/01/24 11:49*	*1*

Method: TAL-STL Ra226_Ra228 - Combined Radium-226 and Radium-228

Analyte	Result	Qualifier	Count Uncert. (2σ+/-)	Total Uncert. (2σ+/-)	RL	MDC	Unit	Prepared	Analyzed	Dil Fac
Combined Radium 226 + 228	**0.912**		0.416	0.423	5.00	0.526	pCi/L		04/02/24 14:44	1

Client Sample ID: SCH-PZ-44I

Lab Sample ID: 680-247135-2

Date Collected: 02/23/24 11:15
Matrix: Water
Date Received: 02/24/24 09:52

Method: SW846 9315 - Radium-226 (GFPC)

Analyte	Result	Qualifier	Count Uncert. (2σ+/-)	Total Uncert. (2σ+/-)	RL	MDC	Unit	Prepared	Analyzed	Dil Fac
Radium-226	0.189	U	0.151	0.152	1.00	0.218	pCi/L	03/04/24 10:15	04/02/24 08:30	1

Carrier	*%Yield*	*Qualifier*	*Limits*	*Prepared*	*Analyzed*	*Dil Fac*
Ba Carrier	*103*		*30 - 110*	*03/04/24 10:15*	*04/02/24 08:30*	*1*

Method: SW846 9320 - Radium-228 (GFPC)

Analyte	Result	Qualifier	Count Uncert. (2σ+/-)	Total Uncert. (2σ+/-)	RL	MDC	Unit	Prepared	Analyzed	Dil Fac
Radium-228	**1.14**		0.376	0.390	1.00	0.453	pCi/L	03/04/24 10:29	04/01/24 11:49	1

Carrier	*%Yield*	*Qualifier*	*Limits*	*Prepared*	*Analyzed*	*Dil Fac*
Ba Carrier	*103*		*30 - 110*	*03/04/24 10:29*	*04/01/24 11:49*	*1*
Y Carrier	*90.5*		*30 - 110*	*03/04/24 10:29*	*04/01/24 11:49*	*1*

Client Sample Results

Client: Southern Company
Project/Site: CCR - Plant Scherer Ash Pond Assessment

Job ID: 680-247135-2

Client Sample ID: SCH-PZ-44I

Lab Sample ID: 680-247135-2

Date Collected: 02/23/24 11:15
Matrix: Water
Date Received: 02/24/24 09:52

Method: TAL-STL Ra226_Ra228 - Combined Radium-226 and Radium-228

Analyte	Result	Qualifier	Count Uncert. (2σ+/-)	Total Uncert. (2σ+/-)	RL	MDC	Unit	Prepared	Analyzed	Dil Fac
Combined Radium 226 + 228	1.33		0.405	0.419	5.00	0.453	pCi/L		04/02/24 14:44	1

Tracer/Carrier Summary

Client: Southern Company
Job ID: 680-247135-2
Project/Site: CCR - Plant Scherer Ash Pond Assessment

Method: 9315 - Radium-226 (GFPC)

Matrix: Water **Prep Type: Total/NA**

		Percent Yield (Acceptance Limits)							
		Ba							
Lab Sample ID	Client Sample ID	(30-110)							
680-247135-1	SCH-PZ-69I	96.4							
680-247135-1 DU	SCH-PZ-69I	103							
680-247135-2	SCH-PZ-44I	103							
LCS 160-650917/2-A	Lab Control Sample	107							
MB 160-650917/1-A	Method Blank	108							

Tracer/Carrier Legend

Ba = Ba Carrier

Method: 9320 - Radium-228 (GFPC)

Matrix: Water **Prep Type: Total/NA**

		Percent Yield (Acceptance Limits)							
		Ba	Y						
Lab Sample ID	Client Sample ID	(30-110)	(30-110)						
680-247135-1	SCH-PZ-69I	96.4	69.2						
680-247135-1 DU	SCH-PZ-69I	103	70.7						
680-247135-2	SCH-PZ-44I	103	90.5						
LCS 160-650918/2-A	Lab Control Sample	107	86.7						
MB 160-650918/1-A	Method Blank	108	84.5						

Tracer/Carrier Legend

Ba = Ba Carrier

Y = Y Carrier

QC Sample Results

Client: Southern Company
Project/Site: CCR - Plant Scherer Ash Pond Assessment

Job ID: 680-247135-2

Method: 9315 - Radium-226 (GFPC)

Lab Sample ID: MB 160-650917/1-A — **Client Sample ID: Method Blank**
Matrix: Water — **Prep Type: Total/NA**
Analysis Batch: 654947 — **Prep Batch: 650917**

Analyte	MB Result	MB Qualifier	Count Uncert. (2σ+/-)	Total Uncert. (2σ+/-)	RL	MDC	Unit	Prepared	Analyzed	Dil Fac
Radium-226	0.1065	U	0.117	0.117	1.00	0.185	pCi/L	03/04/24 10:15	04/02/24 08:12	1

Carrier	*MB %Yield*	*MB Qualifier*	*Limits*	*Prepared*	*Analyzed*	*Dil Fac*
Ba Carrier	*108*		*30 - 110*	*03/04/24 10:15*	*04/02/24 08:12*	*1*

Lab Sample ID: LCS 160-650917/2-A — **Client Sample ID: Lab Control Sample**
Matrix: Water — **Prep Type: Total/NA**
Analysis Batch: 654947 — **Prep Batch: 650917**

Analyte			Spike Added	LCS Result	LCS Qual	Total Uncert. (2σ+/-)	RL	MDC	Unit	%Rec	%Rec Limits		
Radium-226			11.3	9.999		1.20	1.00	0.210	pCi/L	88	75 - 125		

Carrier	*LCS %Yield*	*LCS Qualifier*	*Limits*
Ba Carrier	*107*		*30 - 110*

Lab Sample ID: 680-247135-1 DU — **Client Sample ID: SCH-PZ-69I**
Matrix: Water — **Prep Type: Total/NA**
Analysis Batch: 655001 — **Prep Batch: 650917**

Analyte	Sample Result	Sample Qual		DU Result	DU Qual	Total Uncert. (2σ+/-)	RL	MDC	Unit			RER	RER Limit
Radium-226	0.118	U		0.09252	U	0.123	1.00	0.205	pCi/L			0.1	1

Carrier	*DU %Yield*	*DU Qualifier*	*Limits*
Ba Carrier	*103*		*30 - 110*

Method: 9320 - Radium-228 (GFPC)

Lab Sample ID: MB 160-650918/1-A — **Client Sample ID: Method Blank**
Matrix: Water — **Prep Type: Total/NA**
Analysis Batch: 654904 — **Prep Batch: 650918**

Analyte	MB Result	MB Qualifier	Count Uncert. (2σ+/-)	Total Uncert. (2σ+/-)	RL	MDC	Unit	Prepared	Analyzed	Dil Fac
Radium-228	0.3685	U	0.545	0.546	1.00	0.919	pCi/L	03/04/24 10:29	04/01/24 17:25	1

Carrier	*MB %Yield*	*MB Qualifier*	*Limits*	*Prepared*	*Analyzed*	*Dil Fac*
Ba Carrier	*108*		*30 - 110*	*03/04/24 10:29*	*04/01/24 17:25*	*1*
Y Carrier	*84.5*		*30 - 110*	*03/04/24 10:29*	*04/01/24 17:25*	*1*

Method: 9320 - Radium-228 (GFPC) (Continued)

Lab Sample ID: LCS 160-650918/2-A
Client Sample ID: Lab Control Sample
Matrix: Water
Prep Type: Total/NA
Analysis Batch: 654861
Prep Batch: 650918

Analyte			Spike Added	LCS Result	LCS Qual	Total Uncert. (2σ+/-)	RL	MDC	Unit	%Rec	%Rec Limits		
Radium-228			9.07	8.041		1.09	1.00	0.486	pCi/L	89	75 - 125		

Carrier	*LCS %Yield*	*LCS Qualifier*	*Limits*
Ba Carrier	*107*		*30 - 110*
Y Carrier	*86.7*		*30 - 110*

Lab Sample ID: 680-247135-1 DU
Client Sample ID: SCH-PZ-69I
Matrix: Water
Prep Type: Total/NA
Analysis Batch: 654903
Prep Batch: 650918

Analyte	Sample Result	Sample Qual		DU Result	DU Qual	Total Uncert. (2σ+/-)	RL	MDC	Unit			RER	RER Limit
Radium-228	0.794			0.3692	U	0.339	1.00	0.533	pCi/L			0.57	1

Carrier	*DU %Yield*	*DU Qualifier*	*Limits*
Ba Carrier	*103*		*30 - 110*
Y Carrier	*70.7*		*30 - 110*

QC Association Summary

Client: Southern Company
Job ID: 680-247135-2
Project/Site: CCR - Plant Scherer Ash Pond Assessment

Rad

Prep Batch: 650917

Lab Sample ID	Client Sample ID	Prep Type	Matrix	Method	Prep Batch
680-247135-1	SCH-PZ-69I	Total/NA	Water	PrecSep-21	
680-247135-2	SCH-PZ-44I	Total/NA	Water	PrecSep-21	
MB 160-650917/1-A	Method Blank	Total/NA	Water	PrecSep-21	
LCS 160-650917/2-A	Lab Control Sample	Total/NA	Water	PrecSep-21	
680-247135-1 DU	SCH-PZ-69I	Total/NA	Water	PrecSep-21	

Prep Batch: 650918

Lab Sample ID	Client Sample ID	Prep Type	Matrix	Method	Prep Batch
680-247135-1	SCH-PZ-69I	Total/NA	Water	PrecSep_0	
680-247135-2	SCH-PZ-44I	Total/NA	Water	PrecSep_0	
MB 160-650918/1-A	Method Blank	Total/NA	Water	PrecSep_0	
LCS 160-650918/2-A	Lab Control Sample	Total/NA	Water	PrecSep_0	
680-247135-1 DU	SCH-PZ-69I	Total/NA	Water	PrecSep_0	

Lab Chronicle

Client: Southern Company
Project/Site: CCR - Plant Scherer Ash Pond Assessment

Job ID: 680-247135-2

Client Sample ID: SCH-PZ-69I

Lab Sample ID: 680-247135-1

Date Collected: 02/23/24 10:36
Date Received: 02/24/24 09:52

Matrix: Water

Prep Type	Batch Type	Batch Method	Run	Dil Factor	Initial Amount	Final Amount	Batch Number	Prepared or Analyzed	Analyst	Lab
Total/NA	Prep	PrecSep-21			995.14 mL	1.0 g	650917	03/04/24 10:15	KAK	EET SL
Total/NA	Analysis	9315		1			655001	04/02/24 08:30	SCB	EET SL
	Instrument ID:	GFPCBLUE								
Total/NA	Prep	PrecSep_0			995.14 mL	1.0 g	650918	03/04/24 10:29	KAK	EET SL
Total/NA	Analysis	9320		1			654903	04/01/24 11:49	SCB	EET SL
	Instrument ID:	GFPCBLUE								
Total/NA	Analysis	Ra226_Ra228		1			655069	04/02/24 14:44	FLC	EET SL
	Instrument ID:	NOEQUIP								

Client Sample ID: SCH-PZ-44I

Lab Sample ID: 680-247135-2

Date Collected: 02/23/24 11:15
Date Received: 02/24/24 09:52

Matrix: Water

Prep Type	Batch Type	Batch Method	Run	Dil Factor	Initial Amount	Final Amount	Batch Number	Prepared or Analyzed	Analyst	Lab
Total/NA	Prep	PrecSep-21			1000.16 mL	1.0 g	650917	03/04/24 10:15	KAK	EET SL
Total/NA	Analysis	9315		1			655001	04/02/24 08:30	SCB	EET SL
	Instrument ID:	GFPCBLUE								
Total/NA	Prep	PrecSep_0			1000.16 mL	1.0 g	650918	03/04/24 10:29	KAK	EET SL
Total/NA	Analysis	9320		1			654903	04/01/24 11:49	SCB	EET SL
	Instrument ID:	GFPCBLUE								
Total/NA	Analysis	Ra226_Ra228		1			655069	04/02/24 14:44	FLC	EET SL
	Instrument ID:	NOEQUIP								

Laboratory References:

EET SL = Eurofins St. Louis, 13715 Rider Trail North, Earth City, MO 63045, TEL (314)298-8566

Accreditation/Certification Summary

Client: Southern Company
Job ID: 680-247135-2
Project/Site: CCR - Plant Scherer Ash Pond Assessment

Laboratory: Eurofins St. Louis

The accreditations/certifications listed below are applicable to this report.

Authority	Program	Identification Number	Expiration Date
Florida	NELAP	E87689	06-30-24

Method Summary

Client: Southern Company
Project/Site: CCR - Plant Scherer Ash Pond Assessment

Job ID: 680-247135-2

Method	Method Description	Protocol	Laboratory
9315	Radium-226 (GFPC)	SW846	EET SL
9320	Radium-228 (GFPC)	SW846	EET SL
Ra226_Ra228	Combined Radium-226 and Radium-228	TAL-STL	EET SL
PrecSep_0	Preparation, Precipitate Separation	None	EET SL
PrecSep-21	Preparation, Precipitate Separation (21-Day In-Growth)	None	EET SL

Protocol References:

None = None

SW846 = "Test Methods For Evaluating Solid Waste, Physical/Chemical Methods", Third Edition, November 1986 And Its Updates.

TAL-STL = TestAmerica Laboratories, St. Louis, Facility Standard Operating Procedure.

Laboratory References:

EET SL = Eurofins St. Louis, 13715 Rider Trail North, Earth City, MO 63045, TEL (314)298-8566

Eurofins Savannah
5102 LaRoche Avenue
Savannah, GA 31404
Phone (912) 354-7858 Phone (912) 352-0165

Chain of Custody Record

eurofins Environment Testing

244- ATLANTA

Client Information	Sampler(s): Mark Mann	Lab PM / Phone: David Fuller / 770-344-8986	Carrier Tracking No(s):	COC No:
Client Contact: Joju Abraham	Site-Project Manager / Phone: Dawn Prell / 248-536-5445	E-Mail: David.Fuller@et.eurofinsus.com	State of Origin: GA	Page: Page 1 of 1
Company: Southern Company				Job #:
Address: 241 Ralph McGill Blvd SE B10185	Due Date Requested:			
City: Atlanta	TAT Requested (business days): 2 weeks			
State, Zip: GA, 30308	Compliance Project: Δ Yes Δ No			
Phone:	Lab Project #: (DO NOT REMOVE) 68027798			
Email: JAbraham@southernco.com	Lab PO #: GPC82130-0003 / PO Line #1			
Project Name: CCR - Plant Scherer Ash Pond Assessment	Project #:			
Site:				

Analysis Requested

Preservation Codes:
A - HCL, B - NaOH, C - Zn Acetate, D - Nitric Acid, E - NaHSO4, F - MeOH, G - Amchlor, H - Ascorbic Acid, I - Ice, J - DI Water, K - EDTA, L - EDA
M - Hexane, N - None, O - AsNaO2, P - Na2O4S, Q - Na2SO3, R - Na2S2O3, S - H2SO4, T - TSP Dodecahydrate, U - Acetone, V - MCAA, W - pH 4-5, Y - Trizma, Z - other (specify)
Other:

Task_Code: SCH-CCR-ASSMT-2024S1

Special Instructions/Notes:

Sample Identification	Sample Date	Sample Time	Sample Type (C=comp, G=grab)	Matrix (W=water, S=solid, O=waste/oil, BT=Tissue, A=Air)	Field Filtered Sample (Yes or No)	Perform MS/MSD (Yes or No)	300_ORGFM_28D - Chloride, Fluoride, Sulfate	2540C - Solids, Total Dissolved (TDS)	6020B - App III and IV w/ Fe, Mg, Mn, Na, K	7470A - App IV Mercury	9034 - Sulfide	2320B - Alkalinity, Total, Carb/Bicarb	9315_Ra226 - Radium 226	9320_Ra228 - Radium 228	Ra226Ra228_GFPC - Combined Radium 226 and 228	Total Number of containers	Special Instructions/Notes
			Preservation Code:				N	N	D	D	CB	N	D	D	D		
SCH-PZ-69I	2/23/24	10:36	G	WG	N	N	X	X	X	X	X	X	X	X	X	10	Extra Rads
SCH-PZ-44I	2/23/24	11:15	G	WG	N	N	X	X	X	X	X	X	X	X	X	10	Extra Rads
																8	
																8	
																8	
																8	
																8	

680-247135 Chain of Custody

Possible Hazard Identification
☐ Non-Hazard ☐ Flammable ☐ Skin Irritant ☐ Poison B ☐ Unknown ☐ Radiological

Sample Disposal (A fee may be assessed)
☐ Return To Client ☐ Disposal By Lab ☐ Archive For ___

Deliverable Requested: I, II, III, IV, Other (specify)

Special Instructions/QC Requirements:

Empty Kit Relinquished by: | Date: | Time: | Method of Shipment:

Relinquished by	Date/Time	Company	Received by	Date/Time	Company
MARK MANN	02/23/24 1535	WSP		2/23/24 15:35	Eurofins
	2/23/24 16:00				
				2/24/24 0952	

Custody Seals Intact: Δ Yes Δ No | Custody Seal No.: | Cooler Temperature(s) °C and Other Remarks: 2.4/2.4

Ver: 01/16/2019 4/2/2024

Eurofins Savannah
5102 LaRoche Avenue
Savannah, GA 31404
Phone: 912-354-7858 Fax: 912-352-0165

Chain of Custody Record

eurofins | Environment Testing

Client Information (Sub Contract Lab)	Sampler:	Lab PM: Fuller, David	Carrier Tracking No(s):	COC No: 680-764579.1
Client Contact: Shipping/Receiving	Phone:	E-Mail: David.Fuller@et.eurofinsus.com	State of Origin: Georgia	Page: Page 1 of 1
Company: TestAmerica Laboratories, Inc.		Accreditations Required (See note): NELAP - Florida; State - Georgia		Job #: 680-247135-1
Address: 13715 Rider Trail North, ,	Due Date Requested: 3/6/2024			
City: Earth City	TAT Requested (days):			
State, Zip: MO, 63045				
Phone: 314-298-8566(Tel) 314-298-8757(Fax)	PO #:			
Email:	WO #:			
Project Name: CCR - Plant Scherer Ash Pond Assessment	Project #: 68027798			
Site:	SSOW#:			

Preservation Codes:
A - HCL, B - NaOH, C - Zn Acetate, D - Nitric Acid, E - NaHSO4, F - MeOH, G - Amchlor, H - Ascorbic Acid, I - Ice, J - DI Water, K - EDTA, L - EDA, M - Hexane, N - None, O - AsNaO2, P - Na2O4S, Q - Na2SO3, R - Na2S2O3, S - H2SO4, T - TSP Dodecahydrate, U - Acetone, V - MCAA, W - pH 4-5, Y - Trizma, Z - other (specify)
Other:

Analysis Requested

Sample Identification - Client ID (Lab ID)	Sample Date	Sample Time	Sample Type (C=comp, G=grab)	Matrix (W=water, S=solid, O=waste/oil, BT=Tissue, A=Air)	Field Filtered Sample (Yes or No)	Perform MS/MSD (Yes or No)	9315_Ra226/PrecSep_21 Radium-226 (GFPC) - 21 day decay	9320_Ra228/PrecSep_0 Radium-228 (GFPC)	Ra226Ra228_GFPC/ Combined Radium-226 and Radium-228	Total Number of containers	Special Instructions/Note:
			Preservation Code:								
SCH-PZ-691 (680-247135-1)	2/23/24	10:36 Eastern		Water			X	X	X	4	
SCH-PZ-441 (680-247135-2)	2/23/24	11:15 Eastern		Water			X	X	X	4	

Note: Since laboratory accreditations are subject to change, Eurofins Environment Testing Southeast, LLC places the ownership of method, analyte & accreditation compliance upon our subcontract laboratories. This sample shipment is forwarded under chain-of-custody. If the laboratory does not currently maintain accreditation in the State of Origin listed above for analysis/tests/matrix being analyzed, the samples must be shipped back to the Eurofins Environment Testing Southeast, LLC laboratory or other instructions will be provided. Any changes to accreditation status should be brought to Eurofins Environment Testing Southeast, LLC attention immediately. If all requested accreditations are current to date, return the signed Chain of Custody attesting to said compliance to Eurofins Environment Testing Southeast, LLC.

Possible Hazard Identification *Unconfirmed*	***Sample Disposal (A fee may be assessed if samples are retained longer than 1 month)*** ☐ *Return To Client* ☐ *Disposal By Lab* ☐ *Archive For* _____ *Months*
Deliverable Requested: I, II, III, IV, Other (specify) Primary Deliverable Rank: 2	Special Instructions/QC Requirements:

Empty Kit Relinquished by:	Date:	Time:		Method of Shipment:	
Relinquished by:	Date/Time:	Company	Received by: Richard Thornley	Date/Time: FEB 27 2024 0830	Company: ETASTL
Relinquished by:	Date/Time:	Company	Received by:	Date/Time:	Company
Relinquished by:	Date/Time:	Company	Received by:	Date/Time:	Company
Custody Seals Intact: Δ Yes Δ No	Custody Seal No.:		Cooler Temperature(s) °C and Other Remarks:		

Ver: 06/08/2021

Login Sample Receipt Checklist

Client: Southern Company

Job Number: 680-247135-2

Login Number: 247135

List Source: Eurofins Savannah

List Number: 1

Creator: Stewart, Rendaisha

Question	Answer	Comment
Radioactivity wasn't checked or is </= background as measured by a survey meter.	N/A	
The cooler's custody seal, if present, is intact.	True	
Sample custody seals, if present, are intact.	True	
The cooler or samples do not appear to have been compromised or tampered with.	True	
Samples were received on ice.	True	
Cooler Temperature is acceptable.	True	
Cooler Temperature is recorded.	True	
COC is present.	True	
COC is filled out in ink and legible.	True	
COC is filled out with all pertinent information.	True	
Is the Field Sampler's name present on COC?	True	
There are no discrepancies between the containers received and the COC.	True	
Samples are received within Holding Time (excluding tests with immediate HTs)	True	
Sample containers have legible labels.	True	
Containers are not broken or leaking.	True	
Sample collection date/times are provided.	True	
Appropriate sample containers are used.	True	
Sample bottles are completely filled.	True	
Sample Preservation Verified.	N/A	
There is sufficient vol. for all requested analyses, incl. any requested MS/MSDs	True	
Containers requiring zero headspace have no headspace or bubble is <6mm (1/4").	N/A	
Multiphasic samples are not present.	True	
Samples do not require splitting or compositing.	True	
Residual Chlorine Checked.	N/A	

Login Sample Receipt Checklist

Client: Southern Company

Job Number: 680-247135-2

Login Number: 247135
List Number: 2
Creator: Thornley, Richard W

List Source: Eurofins St. Louis
List Creation: 02/27/24 04:48 PM

Question	Answer	Comment
Radioactivity wasn't checked or is </= background as measured by a survey meter.	True	
The cooler's custody seal, if present, is intact.	True	
Sample custody seals, if present, are intact.	True	
The cooler or samples do not appear to have been compromised or tampered with.	True	
Samples were received on ice.	True	
Cooler Temperature is acceptable.	True	
Cooler Temperature is recorded.	True	
COC is present.	True	
COC is filled out in ink and legible.	True	
COC is filled out with all pertinent information.	True	
Is the Field Sampler's name present on COC?	N/A	
There are no discrepancies between the containers received and the COC.	True	
Samples are received within Holding Time (excluding tests with immediate HTs)	True	
Sample containers have legible labels.	True	
Containers are not broken or leaking.	True	
Sample collection date/times are provided.	True	
Appropriate sample containers are used.	True	
Sample bottles are completely filled.	True	
Sample Preservation Verified.	True	
There is sufficient vol. for all requested analyses, incl. any requested MS/MSDs	True	
Containers requiring zero headspace have no headspace or bubble is <6mm (1/4").	N/A	
Multiphasic samples are not present.	True	
Samples do not require splitting or compositing.	True	
Residual Chlorine Checked.	N/A	

eurofins | Environment Testing

ANALYTICAL REPORT

PREPARED FOR

Attn: Joju Abraham
Southern Company
241 Ralph McGill Blvd SE
B10185
Atlanta, Georgia 30308

Generated 4/3/2024 3:46:42 PM

JOB DESCRIPTION

CCR - Plant Scherer Ash Pond Assessment

JOB NUMBER

680-247197-2

Eurofins Savannah
5102 LaRoche Avenue
Savannah GA 31404

See page two for job notes and contact information.

my EOL

Eurofins Savannah

Job Notes

This report may not be reproduced except in full, and with written approval from the laboratory. The results relate only to the samples tested. For questions please contact the Project Manager at the e-mail address or telephone number listed on this page.

The test results in this report relate only to the samples as received by the laboratory and will meet all requirements of the methodology, with any exceptions noted. This report shall not be reproduced except in full, without the express written approval of the laboratory. All questions should be directed to the Eurofins Environment Testing Southeast, LLC Project Manager.

Authorization

Generated
4/3/2024 3:46:42 PM

Authorized for release by
David Fuller, Project Manager
David.Fuller@et.eurofinsus.com
(770)344-8986

Definitions/Glossary

Client: Southern Company
Job ID: 680-247197-2
Project/Site: CCR - Plant Scherer Ash Pond Assessment

Qualifiers

Rad

Qualifier	Qualifier Description
U	Result is less than the sample detection limit.

Glossary

Abbreviation	These commonly used abbreviations may or may not be present in this report.
¤	Listed under the "D" column to designate that the result is reported on a dry weight basis
%R	Percent Recovery
CFL	Contains Free Liquid
CFU	Colony Forming Unit
CNF	Contains No Free Liquid
DER	Duplicate Error Ratio (normalized absolute difference)
Dil Fac	Dilution Factor
DL	Detection Limit (DoD/DOE)
DL, RA, RE, IN	Indicates a Dilution, Re-analysis, Re-extraction, or additional Initial metals/anion analysis of the sample
DLC	Decision Level Concentration (Radiochemistry)
EDL	Estimated Detection Limit (Dioxin)
LOD	Limit of Detection (DoD/DOE)
LOQ	Limit of Quantitation (DoD/DOE)
MCL	EPA recommended "Maximum Contaminant Level"
MDA	Minimum Detectable Activity (Radiochemistry)
MDC	Minimum Detectable Concentration (Radiochemistry)
MDL	Method Detection Limit
ML	Minimum Level (Dioxin)
MPN	Most Probable Number
MQL	Method Quantitation Limit
NC	Not Calculated
ND	Not Detected at the reporting limit (or MDL or EDL if shown)
NEG	Negative / Absent
POS	Positive / Present
PQL	Practical Quantitation Limit
PRES	Presumptive
QC	Quality Control
RER	Relative Error Ratio (Radiochemistry)
RL	Reporting Limit or Requested Limit (Radiochemistry)
RPD	Relative Percent Difference, a measure of the relative difference between two points
TEF	Toxicity Equivalent Factor (Dioxin)
TEQ	Toxicity Equivalent Quotient (Dioxin)
TNTC	Too Numerous To Count

Sample Summary

Client: Southern Company
Project/Site: CCR - Plant Scherer Ash Pond Assessment

Job ID: 680-247197-2

Lab Sample ID	Client Sample ID	Matrix	Collected	Received
680-247197-1	SCH-PZ-17I	Water	02/26/24 14:13	02/27/24 12:05
680-247197-2	SCH-AP1-EB-3	Water	02/26/24 16:45	02/27/24 12:05

Job Narrative
680-247197-2

Analytical test results meet all requirements of the associated regulatory program listed on the Accreditation/Certification Summary Page unless otherwise noted under the individual analysis. Data qualifiers are applied to indicate exceptions. Noncompliant quality control (QC) is further explained in narrative comments.

- Matrix QC may not be reported if insufficient sample or site-specific QC samples were not submitted. In these situations, to demonstrate precision and accuracy at a batch level, a LCS/LCSD may be performed, unless otherwise specified in the method.
- Surrogate and/or isotope dilution analyte recoveries (if applicable) which are outside of the QC window are confirmed unless attributed to a dilution or otherwise noted in the narrative.

Receipt
The samples were received on 2/27/2024 12:05 PM. Unless otherwise noted below, the samples arrived in good condition, and, where required, properly preserved and on ice. The temperature of the cooler at receipt time was 0.4°C.

Gas Flow Proportional Counter
No additional analytical or quality issues were noted, other than those described above or in the Definitions/ Glossary page.

Rad
No additional analytical or quality issues were noted, other than those described above or in the Definitions/ Glossary page.

Client Sample Results

Client: Southern Company
Project/Site: CCR - Plant Scherer Ash Pond Assessment

Job ID: 680-247197-2

Client Sample ID: SCH-PZ-17I

Lab Sample ID: 680-247197-1
Date Collected: 02/26/24 14:13
Matrix: Water
Date Received: 02/27/24 12:05

Method: SW846 9315 - Radium-226 (GFPC)

Analyte	Result	Qualifier	Count Uncert. (2σ+/-)	Total Uncert. (2σ+/-)	RL	MDC	Unit	Prepared	Analyzed	Dil Fac
Radium-226	0.0264	U	0.0865	0.0865	1.00	0.166	pCi/L	03/05/24 07:34	03/29/24 06:42	1

Carrier	*%Yield*	*Qualifier*	*Limits*	*Prepared*	*Analyzed*	*Dil Fac*
Ba Carrier	*105*		*30 - 110*	*03/05/24 07:34*	*03/29/24 06:42*	*1*

Method: SW846 9320 - Radium-228 (GFPC)

Analyte	Result	Qualifier	Count Uncert. (2σ+/-)	Total Uncert. (2σ+/-)	RL	MDC	Unit	Prepared	Analyzed	Dil Fac
Radium-228	**5.75**		0.803	0.961	1.00	0.619	pCi/L	03/05/24 07:55	03/27/24 12:18	1

Carrier	*%Yield*	*Qualifier*	*Limits*	*Prepared*	*Analyzed*	*Dil Fac*
Ba Carrier	*105*		*30 - 110*	*03/05/24 07:55*	*03/27/24 12:18*	*1*
Y Carrier	*74.0*		*30 - 110*	*03/05/24 07:55*	*03/27/24 12:18*	*1*

Method: TAL-STL Ra226_Ra228 - Combined Radium-226 and Radium-228

Analyte	Result	Qualifier	Count Uncert. (2σ+/-)	Total Uncert. (2σ+/-)	RL	MDC	Unit	Prepared	Analyzed	Dil Fac
Combined Radium 226 + 228	**5.77**		0.808	0.965	5.00	0.619	pCi/L		04/01/24 08:24	1

Client Sample ID: SCH-AP1-EB-3

Lab Sample ID: 680-247197-2
Date Collected: 02/26/24 16:45
Matrix: Water
Date Received: 02/27/24 12:05

Method: SW846 9315 - Radium-226 (GFPC)

Analyte	Result	Qualifier	Count Uncert. (2σ+/-)	Total Uncert. (2σ+/-)	RL	MDC	Unit	Prepared	Analyzed	Dil Fac
Radium-226	**0.189**		0.121	0.122	1.00	0.157	pCi/L	03/05/24 07:34	03/29/24 06:42	1

Carrier	*%Yield*	*Qualifier*	*Limits*	*Prepared*	*Analyzed*	*Dil Fac*
Ba Carrier	*102*		*30 - 110*	*03/05/24 07:34*	*03/29/24 06:42*	*1*

Method: SW846 9320 - Radium-228 (GFPC)

Analyte	Result	Qualifier	Count Uncert. (2σ+/-)	Total Uncert. (2σ+/-)	RL	MDC	Unit	Prepared	Analyzed	Dil Fac
Radium-228	**26.9**		1.53	2.91	1.00	0.544	pCi/L	03/05/24 07:55	03/27/24 12:18	1

Carrier	*%Yield*	*Qualifier*	*Limits*	*Prepared*	*Analyzed*	*Dil Fac*
Ba Carrier	*102*		*30 - 110*	*03/05/24 07:55*	*03/27/24 12:18*	*1*
Y Carrier	*83.0*		*30 - 110*	*03/05/24 07:55*	*03/27/24 12:18*	*1*

Client Sample Results

Client: Southern Company
Project/Site: CCR - Plant Scherer Ash Pond Assessment

Job ID: 680-247197-2

Client Sample ID: SCH-AP1-EB-3

Lab Sample ID: 680-247197-2

Date Collected: 02/26/24 16:45
Matrix: Water
Date Received: 02/27/24 12:05

Method: TAL-STL Ra226_Ra228 - Combined Radium-226 and Radium-228

Analyte	Result	Qualifier	Count Uncert. (2σ+/-)	Total Uncert. (2σ+/-)	RL	MDC	Unit	Prepared	Analyzed	Dil Fac
Combined Radium 226 + 228	27.1		1.53	2.91	5.00	0.544	pCi/L		04/01/24 08:24	1

Tracer/Carrier Summary

Client: Southern Company
Project/Site: CCR - Plant Scherer Ash Pond Assessment

Job ID: 680-247197-2

Method: 9315 - Radium-226 (GFPC)

Matrix: Water **Prep Type: Total/NA**

		Percent Yield (Acceptance Limits)							
Lab Sample ID	**Client Sample ID**	**Ba (30-110)**							
400-251953-A-1-B DU	Duplicate	101							
680-247197-1	SCH-PZ-17I	105							
680-247197-2	SCH-AP1-EB-3	102							
LCS 160-650981/2-A	Lab Control Sample	104							
MB 160-650981/1-A	Method Blank	101							

Tracer/Carrier Legend

Ba = Ba Carrier

Method: 9320 - Radium-228 (GFPC)

Matrix: Water **Prep Type: Total/NA**

		Percent Yield (Acceptance Limits)							
Lab Sample ID	**Client Sample ID**	**Ba (30-110)**	**Y (30-110)**						
400-251953-A-1-D DU	Duplicate	101	83.7						
680-247197-1	SCH-PZ-17I	105	74.0						
680-247197-2	SCH-AP1-EB-3	102	83.0						
LCS 160-650982/2-A	Lab Control Sample	104	83.4						
MB 160-650982/1-A	Method Blank	101	84.1						

Tracer/Carrier Legend

Ba = Ba Carrier

Y = Y Carrier

QC Sample Results

Client: Southern Company
Project/Site: CCR - Plant Scherer Ash Pond Assessment

Job ID: 680-247197-2

Method: 9315 - Radium-226 (GFPC)

Lab Sample ID: MB 160-650981/1-A
Matrix: Water
Analysis Batch: 654350

Client Sample ID: Method Blank
Prep Type: Total/NA
Prep Batch: 650981

Analyte	MB Result	MB Qualifier	Count Uncert. (2σ+/-)	Total Uncert. (2σ+/-)	RL	MDC	Unit	Prepared	Analyzed	Dil Fac
Radium-226	0.01832	U	0.0929	0.0929	1.00	0.186	pCi/L	03/05/24 07:34	03/28/24 21:21	1

Carrier	*MB %Yield*	*MB Qualifier*	*Limits*	*Prepared*	*Analyzed*	*Dil Fac*
Ba Carrier	*101*		*30 - 110*	*03/05/24 07:34*	*03/28/24 21:21*	*1*

Lab Sample ID: LCS 160-650981/2-A
Matrix: Water
Analysis Batch: 654350

Client Sample ID: Lab Control Sample
Prep Type: Total/NA
Prep Batch: 650981

Analyte			Spike Added	LCS Result	LCS Qual	Total Uncert. (2σ+/-)	RL	MDC	Unit	%Rec	%Rec Limits		
Radium-226			11.3	9.525		1.13	1.00	0.200	pCi/L	84	75 - 125		

Carrier	*LCS %Yield*	*LCS Qualifier*	*Limits*
Ba Carrier	*104*		*30 - 110*

Lab Sample ID: 400-251953-A-1-B DU
Matrix: Water
Analysis Batch: 654351

Client Sample ID: Duplicate
Prep Type: Total/NA
Prep Batch: 650981

Analyte	Sample Result	Sample Qual		DU Result	DU Qual	Total Uncert. (2σ+/-)	RL	MDC	Unit			RER	RER Limit
Radium-226	2.10			2.224		0.424	1.00	0.199	pCi/L			0.15	1

Carrier	*DU %Yield*	*DU Qualifier*	*Limits*
Ba Carrier	*101*		*30 - 110*

Method: 9320 - Radium-228 (GFPC)

Lab Sample ID: MB 160-650982/1-A
Matrix: Water
Analysis Batch: 654147

Client Sample ID: Method Blank
Prep Type: Total/NA
Prep Batch: 650982

Analyte	MB Result	MB Qualifier	Count Uncert. (2σ+/-)	Total Uncert. (2σ+/-)	RL	MDC	Unit	Prepared	Analyzed	Dil Fac
Radium-228	0.5029		0.320	0.323	1.00	0.467	pCi/L	03/05/24 07:55	03/27/24 12:04	1

Carrier	*MB %Yield*	*MB Qualifier*	*Limits*	*Prepared*	*Analyzed*	*Dil Fac*
Ba Carrier	*101*		*30 - 110*	*03/05/24 07:55*	*03/27/24 12:04*	*1*
Y Carrier	*84.1*		*30 - 110*	*03/05/24 07:55*	*03/27/24 12:04*	*1*

Method: 9320 - Radium-228 (GFPC) (Continued)

Lab Sample ID: LCS 160-650982/2-A
Client Sample ID: Lab Control Sample
Matrix: Water
Prep Type: Total/NA
Analysis Batch: 654147
Prep Batch: 650982

Analyte			Spike Added	LCS Result	LCS Qual	Total Uncert. (2σ+/-)	RL	MDC	Unit	%Rec	%Rec Limits		
Radium-228			9.09	10.44		1.36	1.00	0.426	pCi/L	115	75 - 125		

Carrier	*LCS %Yield*	*LCS Qualifier*	*Limits*
Ba Carrier	*104*		*30 - 110*
Y Carrier	*83.4*		*30 - 110*

Lab Sample ID: 400-251953-A-1-D DU
Client Sample ID: Duplicate
Matrix: Water
Prep Type: Total/NA
Analysis Batch: 654147
Prep Batch: 650982

Analyte	Sample Result	Sample Qual		DU Result	DU Qual	Total Uncert. (2σ+/-)	RL	MDC	Unit			RER	RER Limit
Radium-228	2.71			2.232		0.554	1.00	0.500	pCi/L			0.40	1

Carrier	*DU %Yield*	*DU Qualifier*	*Limits*
Ba Carrier	*101*		*30 - 110*
Y Carrier	*83.7*		*30 - 110*

QC Association Summary

Client: Southern Company
Job ID: 680-247197-2
Project/Site: CCR - Plant Scherer Ash Pond Assessment

Rad

Prep Batch: 650981

Lab Sample ID	Client Sample ID	Prep Type	Matrix	Method	Prep Batch
680-247197-1	SCH-PZ-17I	Total/NA	Water	PrecSep-21	
680-247197-2	SCH-AP1-EB-3	Total/NA	Water	PrecSep-21	
MB 160-650981/1-A	Method Blank	Total/NA	Water	PrecSep-21	
LCS 160-650981/2-A	Lab Control Sample	Total/NA	Water	PrecSep-21	
400-251953-A-1-B DU	Duplicate	Total/NA	Water	PrecSep-21	

Prep Batch: 650982

Lab Sample ID	Client Sample ID	Prep Type	Matrix	Method	Prep Batch
680-247197-1	SCH-PZ-17I	Total/NA	Water	PrecSep_0	
680-247197-2	SCH-AP1-EB-3	Total/NA	Water	PrecSep_0	
MB 160-650982/1-A	Method Blank	Total/NA	Water	PrecSep_0	
LCS 160-650982/2-A	Lab Control Sample	Total/NA	Water	PrecSep_0	
400-251953-A-1-D DU	Duplicate	Total/NA	Water	PrecSep_0	

Lab Chronicle

Client: Southern Company
Project/Site: CCR - Plant Scherer Ash Pond Assessment

Job ID: 680-247197-2

Client Sample ID: SCH-PZ-17I

Lab Sample ID: 680-247197-1

Date Collected: 02/26/24 14:13
Date Received: 02/27/24 12:05

Matrix: Water

Prep Type	Batch Type	Batch Method	Run	Dil Factor	Initial Amount	Final Amount	Batch Number	Prepared or Analyzed	Analyst	Lab
Total/NA	Prep	PrecSep-21			1010.20 mL	1.0 g	650981	03/05/24 07:34	BMW	EET SL
Total/NA	Analysis	9315		1			654534	03/29/24 06:42	SCB	EET SL
	Instrument ID:	GFPCRED								
Total/NA	Prep	PrecSep_0			1010.20 mL	1.0 g	650982	03/05/24 07:55	BMW	EET SL
Total/NA	Analysis	9320		1			654173	03/27/24 12:18	SWS	EET SL
	Instrument ID:	GFPCBLUE								
Total/NA	Analysis	Ra226_Ra228		1			654833	04/01/24 08:24	FLC	EET SL
	Instrument ID:	NOEQUIP								

Client Sample ID: SCH-AP1-EB-3

Lab Sample ID: 680-247197-2

Date Collected: 02/26/24 16:45
Date Received: 02/27/24 12:05

Matrix: Water

Prep Type	Batch Type	Batch Method	Run	Dil Factor	Initial Amount	Final Amount	Batch Number	Prepared or Analyzed	Analyst	Lab
Total/NA	Prep	PrecSep-21			1009.71 mL	1.0 g	650981	03/05/24 07:34	BMW	EET SL
Total/NA	Analysis	9315		1			654534	03/29/24 06:42	SCB	EET SL
	Instrument ID:	GFPCRED								
Total/NA	Prep	PrecSep_0			1009.71 mL	1.0 g	650982	03/05/24 07:55	BMW	EET SL
Total/NA	Analysis	9320		1			654173	03/27/24 12:18	SWS	EET SL
	Instrument ID:	GFPCBLUE								
Total/NA	Analysis	Ra226_Ra228		1			654833	04/01/24 08:24	FLC	EET SL
	Instrument ID:	NOEQUIP								

Laboratory References:

EET SL = Eurofins St. Louis, 13715 Rider Trail North, Earth City, MO 63045, TEL (314)298-8566

Accreditation/Certification Summary

Client: Southern Company
Job ID: 680-247197-2
Project/Site: CCR - Plant Scherer Ash Pond Assessment

Laboratory: Eurofins St. Louis

The accreditations/certifications listed below are applicable to this report.

Authority	Program	Identification Number	Expiration Date
Florida	NELAP	E87689	06-30-24

Method Summary

Client: Southern Company
Project/Site: CCR - Plant Scherer Ash Pond Assessment

Job ID: 680-247197-2

Method	Method Description	Protocol	Laboratory
9315	Radium-226 (GFPC)	SW846	EET SL
9320	Radium-228 (GFPC)	SW846	EET SL
Ra226_Ra228	Combined Radium-226 and Radium-228	TAL-STL	EET SL
PrecSep_0	Preparation, Precipitate Separation	None	EET SL
PrecSep-21	Preparation, Precipitate Separation (21-Day In-Growth)	None	EET SL

Protocol References:

None = None

SW846 = "Test Methods For Evaluating Solid Waste, Physical/Chemical Methods", Third Edition, November 1986 And Its Updates.

TAL-STL = TestAmerica Laboratories, St. Louis, Facility Standard Operating Procedure.

Laboratory References:

EET SL = Eurofins St. Louis, 13715 Rider Trail North, Earth City, MO 63045, TEL (314)298-8566

Eurofins Savannah
5102 LaRoche Avenue
Savannah, GA 31404
Phone (912) 354-7858 Phone (912) 352-0165

Chain of Custody Record

eurofins | Environment Testing

Client Information	Sampler(s): Mark Mann	Lab PM / Phone: David Fuller / 770-344-8986	Carrier Tracking No(s):	COC No:
Client Contact: Joju Abraham	Site-Project Manager / Phone: Dawn Prell / 248-536-5445	E-Mail: David.Fuller@et.eurofinsus.com	State of Origin: GA	Page: Page 1 of 1
Company: Southern Company				Job #:
Address: 241 Ralph McGill Blvd SE B10185	Due Date Requested:			
City: Atlanta	TAT Requested (business days): 2 weeks			
State, Zip: GA, 30308	Compliance Project: Δ Yes Δ No			
Phone:	Lab Project #: (DO NOT REMOVE) 68027798			
Email: JAbraham@southernco.com	Lab PO #: GPC82130-0003 / PO Line #1			
Project Name: CCR - Plant Scherer Ash Pond Assessment	Project #:			
Site:				

Analysis Requested

Preservation Codes:
A - HCL, B - NaOH, C - Zn Acetate, D - Nitric Acid, E - NaHSO4, F - MeOH, G - Amchlor, H - Ascorbic Acid, I - Ice, J - DI Water, K - EDTA, L - EDA
M - Hexane, N - None, O - AsNaO2, P - Na2O4S, Q - Na2SO3, R - Na2S2O3, S - H2SO4, T - TSP Dodecahydrate, U - Acetone, V - MCAA, W - pH 4-5, Y - Trizma, Z - other (specify)
Other:

Task_Code: SCH-CCR-ASSMT-2024S1

Special Instructions/Notes:

Sample Identification	Sample Date	Sample Time	Sample Type (C=comp, G=grab)	Matrix (W=water, S=solid, O=waste/oil, BT=Tissue, A=Air)	Field Filtered Sample (Yes or No)	Perform MS/MSD (Yes or No)	300_ORGFM_28D - Chloride, Fluoride, Sulfate	2540C - Solids, Total Dissolved (TDS)	6020B - App III and IV w/ Fe, Mg, Mn, Na, K	7470A - App IV Mercury	9034 - Sulfide (FILL BOTTLES COMPLETELY)	2320B - Alkalinity, Total, Carb/Bicarb	9315_Ra226 - Radium 226	9320_Ra228 - Radium 228	Ra226Ra228_GFPC - Combined Radium 226 and 228	Total Number of containers
			Preservation Code:				N	N	D	D	CB	N	D	D	D	
SCH-PZ-17I	2/26/24	14:13	G	WG	N	N	X	X	X	X	X	X	X	X	X	8
SCH-AP1-EB-3	2/26/24	16:45	G	WQ	N	N	X	X	X	X	X	X	X	X	X	8

680-247197 Chain of Custody

Possible Hazard Identification
☐ Non-Hazard ☐ Flammable ☐ Skin Irritant ☐ Poison B ☐ Unknown ☐ Radiological

Sample Disposal (A fee may be assessed if samples are retained longer than 1 month)
☐ Return To Client ☐ Disposal By Lab ☐ Archive For _____ Months

Deliverable Requested: I, II, III, IV, Other (specify)

Special Instructions/QC Requirements:

Empty Kit Relinquished by:	Date:	Time:	Method of Shipment:		
Relinquished by: MARK MANN / [signature]	Date/Time: 02/27/24 825	Company WSP	Received by:	Date/Time:	Company
~~Relinquished by:~~ E COOK RECEIVED:	Date/Time: 02/27/24 8:25	Company Courier NOW	Received by:	Date/Time:	Company
Relinquished by:	Date/Time: / /	Company	Received by: C Munro	Date/Time: 2/27/24 1205	Company Eurofins
Custody Seals Intact: Δ Yes Δ No	Custody Seal No.:		Cooler Temperature(s) °C and Other Remarks: 0.4/0.4 C.D.O		

Eurofins Savannah
5102 LaRoche Avenue
Savannah, GA 31404
Phone: 912-354-7858 Fax: 912-352-0165

Chain of Custody Record

eurofins | Environment Testing

Client Information (Sub Contract Lab)	Sampler:	Lab PM: Fuller, David	Carrier Tracking No(s):	COC No: 680-764833.1
Client Contact: Shipping/Receiving	Phone:	E-Mail: David.Fuller@et.eurofinsus.com	State of Origin: Georgia	Page: Page 1 of 1
Company: TestAmerica Laboratories, Inc.		Accreditations Required (See note): NELAP - Florida; State - Georgia		Job #: 680-247197-2
Address: 13715 Rider Trail North, ,	Due Date Requested: 3/27/2024			
City: Earth City	TAT Requested (days):			
State, Zip: MO, 63045				
Phone: 314-298-8566(Tel) 314-298-8757(Fax)	PO #:			
Email:	WO #:			
Project Name: CCR - Plant Scherer Ash Pond Assessment	Project #: 68027798			
Site:	SSOW#:			

Analysis Requested

Preservation Codes:
A - HCL
B - NaOH
C - Zn Acetate
D - Nitric Acid
E - NaHSO4
F - MeOH
G - Amchlor
H - Ascorbic Acid
I - Ice
J - DI Water
K - EDTA
L - EDA
M - Hexane
N - None
O - AsNaO2
P - Na2O4S
Q - Na2SO3
R - Na2S2O3
S - H2SO4
T - TSP Dodecahydrate
U - Acetone
V - MCAA
W - pH 4-5
Y - Trizma
Z - other (specify)
Other:

Sample Identification - Client ID (Lab ID)	Sample Date	Sample Time	Sample Type (C=comp, G=grab)	Matrix (W=water, S=solid, O=waste/oil, BT=Tissue, A=Air)	Field Filtered Sample (Yes or No)	Perform MS/MSD (Yes or No)	9315_Ra226/PrecSep_21 Radium-226 (GFPC) - 21 day decay	9320_Ra228/PrecSep_0 Radium-228 (GFPC)	Ra226Ra228_GFPC/ Combined Radium-226 and Radium-228	Total Number of containers	Special Instructions/Note:
			Preservation Code:								
SCH-PZ-17I (680-247197-1)	2/26/24	14:13 Eastern		Water			X	X	X	2	
SCH-AP1-EB-3 (680-247197-2)	2/26/24	16:45 Eastern		Water			X	X	X	2	

Note: Since laboratory accreditations are subject to change, Eurofins Environment Testing Southeast, LLC places the ownership of method, analyte & accreditation compliance upon our subcontract laboratories. This sample shipment is forwarded under chain-of-custody. If the laboratory does not currently maintain accreditation in the State of Origin listed above for analysis/tests/matrix being analyzed, the samples must be shipped back to the Eurofins Environment Testing Southeast, LLC laboratory or other instructions will be provided. Any changes to accreditation status should be brought to Eurofins Environment Testing Southeast, LLC attention immediately. If all requested accreditations are current to date, return the signed Chain of Custody attesting to said compliance to Eurofins Environment Testing Southeast, LLC.

Possible Hazard Identification *Unconfirmed*	***Sample Disposal (A fee may be assessed if samples are retained longer than 1 month)*** ☐ *Return To Client* ☐ *Disposal By Lab* ☐ *Archive For* ____ *Months*
Deliverable Requested: I, II, III, IV, Other (specify) Primary Deliverable Rank: 2	Special Instructions/QC Requirements:

Empty Kit Relinquished by:	Date:	Time:	Method of Shipment:		
Relinquished by: OK	Date/Time: 2-28-24 1700	Company	Received by:	Date/Time:	Company
Relinquished by:	Date/Time:	Company	Received by: M. Pinette	Date/Time: FEB 29 2024 0830	Company
Relinquished by:	Date/Time:	Company	Received by:	Date/Time:	Company
Custody Seals Intact: Δ Yes Δ No	Custody Seal No.:		Cooler Temperature(s) °C and Other Remarks:		

Ver: 06/08/2021

Login Sample Receipt Checklist

Client: Southern Company

Job Number: 680-247197-2

Login Number: 247197

List Source: Eurofins Savannah

List Number: 1

Creator: Munro, Caroline

Question	Answer	Comment
Radioactivity wasn't checked or is </= background as measured by a survey meter.	N/A	
The cooler's custody seal, if present, is intact.	True	
Sample custody seals, if present, are intact.	True	
The cooler or samples do not appear to have been compromised or tampered with.	True	
Samples were received on ice.	True	
Cooler Temperature is acceptable.	True	
Cooler Temperature is recorded.	True	
COC is present.	True	
COC is filled out in ink and legible.	True	
COC is filled out with all pertinent information.	True	
Is the Field Sampler's name present on COC?	True	
There are no discrepancies between the containers received and the COC.	True	
Samples are received within Holding Time (excluding tests with immediate HTs)	True	
Sample containers have legible labels.	True	
Containers are not broken or leaking.	True	
Sample collection date/times are provided.	True	
Appropriate sample containers are used.	True	
Sample bottles are completely filled.	True	
Sample Preservation Verified.	N/A	
There is sufficient vol. for all requested analyses, incl. any requested MS/MSDs	True	
Containers requiring zero headspace have no headspace or bubble is <6mm (1/4").	N/A	
Multiphasic samples are not present.	True	
Samples do not require splitting or compositing.	True	
Residual Chlorine Checked.	N/A	

Login Sample Receipt Checklist

Client: Southern Company

Job Number: 680-247197-2

Login Number: 247197
List Number: 2
Creator: Pinette, Meadow L

List Source: Eurofins St. Louis
List Creation: 02/29/24 02:02 PM

Question	Answer	Comment
Radioactivity wasn't checked or is </= background as measured by a survey meter.	True	
The cooler's custody seal, if present, is intact.	True	
Sample custody seals, if present, are intact.	True	
The cooler or samples do not appear to have been compromised or tampered with.	True	
Samples were received on ice.	N/A	
Cooler Temperature is acceptable.	True	
Cooler Temperature is recorded.	True	
COC is present.	True	
COC is filled out in ink and legible.	True	
COC is filled out with all pertinent information.	True	
Is the Field Sampler's name present on COC?	True	
There are no discrepancies between the containers received and the COC.	True	
Samples are received within Holding Time (excluding tests with immediate HTs)	True	
Sample containers have legible labels.	True	
Containers are not broken or leaking.	True	
Sample collection date/times are provided.	True	
Appropriate sample containers are used.	True	
Sample bottles are completely filled.	True	
Sample Preservation Verified.	True	
There is sufficient vol. for all requested analyses, incl. any requested MS/MSDs	True	
Containers requiring zero headspace have no headspace or bubble is <6mm (1/4").	N/A	
Multiphasic samples are not present.	True	
Samples do not require splitting or compositing.	True	
Residual Chlorine Checked.	N/A	

eurofins | Environment Testing

ANALYTICAL REPORT

PREPARED FOR

Attn: Joju Abraham
Southern Company
241 Ralph McGill Blvd SE
B10185
Atlanta, Georgia 30308

Generated 4/5/2024 1:22:48 PM

JOB DESCRIPTION

CCR - Plant Scherer Ash Pond

JOB NUMBER

680-247203-2

Eurofins Savannah
5102 LaRoche Avenue
Savannah GA 31404

See page two for job notes and contact information.

my EOL

Eurofins Savannah

Job Notes

This report may not be reproduced except in full, and with written approval from the laboratory. The results relate only to the samples tested. For questions please contact the Project Manager at the e-mail address or telephone number listed on this page.

The test results in this report relate only to the samples as received by the laboratory and will meet all requirements of the methodology, with any exceptions noted. This report shall not be reproduced except in full, without the express written approval of the laboratory. All questions should be directed to the Eurofins Environment Testing Southeast, LLC Project Manager.

Authorization

Generated
4/5/2024 1:22:48 PM

Authorized for release by
David Fuller, Project Manager
David.Fuller@et.eurofinsus.com
(770)344-8986

Definitions/Glossary

Client: Southern Company
Job ID: 680-247203-2
Project/Site: CCR - Plant Scherer Ash Pond

Qualifiers

Rad

Qualifier	Qualifier Description
U	Result is less than the sample detection limit.

Glossary

Abbreviation	These commonly used abbreviations may or may not be present in this report.
¤	Listed under the "D" column to designate that the result is reported on a dry weight basis
%R	Percent Recovery
CFL	Contains Free Liquid
CFU	Colony Forming Unit
CNF	Contains No Free Liquid
DER	Duplicate Error Ratio (normalized absolute difference)
Dil Fac	Dilution Factor
DL	Detection Limit (DoD/DOE)
DL, RA, RE, IN	Indicates a Dilution, Re-analysis, Re-extraction, or additional Initial metals/anion analysis of the sample
DLC	Decision Level Concentration (Radiochemistry)
EDL	Estimated Detection Limit (Dioxin)
LOD	Limit of Detection (DoD/DOE)
LOQ	Limit of Quantitation (DoD/DOE)
MCL	EPA recommended "Maximum Contaminant Level"
MDA	Minimum Detectable Activity (Radiochemistry)
MDC	Minimum Detectable Concentration (Radiochemistry)
MDL	Method Detection Limit
ML	Minimum Level (Dioxin)
MPN	Most Probable Number
MQL	Method Quantitation Limit
NC	Not Calculated
ND	Not Detected at the reporting limit (or MDL or EDL if shown)
NEG	Negative / Absent
POS	Positive / Present
PQL	Practical Quantitation Limit
PRES	Presumptive
QC	Quality Control
RER	Relative Error Ratio (Radiochemistry)
RL	Reporting Limit or Requested Limit (Radiochemistry)
RPD	Relative Percent Difference, a measure of the relative difference between two points
TEF	Toxicity Equivalent Factor (Dioxin)
TEQ	Toxicity Equivalent Quotient (Dioxin)
TNTC	Too Numerous To Count

Sample Summary

Client: Southern Company
Project/Site: CCR - Plant Scherer Ash Pond

Job ID: 680-247203-2

Lab Sample ID	Client Sample ID	Matrix	Collected	Received
680-247203-1	SCH-SGWC-20	Water	02/26/24 16:13	02/27/24 12:05
680-247203-2	SCH-SGWC-15	Water	02/26/24 13:55	02/27/24 12:05
680-247203-3	SCH-SGWC-17	Water	02/26/24 16:15	02/27/24 12:05
680-247203-4	SCH-SGWC-16	Water	02/26/24 12:00	02/27/24 12:05
680-247203-5	SCH-AP1-FB-2	Water	02/26/24 12:30	02/27/24 12:05

Job Narrative
680-247203-2

Analytical test results meet all requirements of the associated regulatory program listed on the Accreditation/Certification Summary Page unless otherwise noted under the individual analysis. Data qualifiers are applied to indicate exceptions. Noncompliant quality control (QC) is further explained in narrative comments.

- Matrix QC may not be reported if insufficient sample or site-specific QC samples were not submitted. In these situations, to demonstrate precision and accuracy at a batch level, a LCS/LCSD may be performed, unless otherwise specified in the method.
- Surrogate and/or isotope dilution analyte recoveries (if applicable) which are outside of the QC window are confirmed unless attributed to a dilution or otherwise noted in the narrative.

Receipt
The samples were received on 2/27/2024 12:05 PM. Unless otherwise noted below, the samples arrived in good condition, and, where required, properly preserved and on ice. The temperature of the cooler at receipt time was 2.7°C.

Gas Flow Proportional Counter
No additional analytical or quality issues were noted, other than those described above or in the Definitions/ Glossary page.

Rad
No additional analytical or quality issues were noted, other than those described above or in the Definitions/ Glossary page.

Client Sample Results

Client: Southern Company
Project/Site: CCR - Plant Scherer Ash Pond

Job ID: 680-247203-2

Client Sample ID: SCH-SGWC-20

Lab Sample ID: 680-247203-1

Date Collected: 02/26/24 16:13
Matrix: Water
Date Received: 02/27/24 12:05

Method: SW846 9315 - Radium-226 (GFPC)

Analyte	Result	Qualifier	Count Uncert. (2σ+/-)	Total Uncert. (2σ+/-)	RL	MDC	Unit	Prepared	Analyzed	Dil Fac
Radium-226	0.0227	U	0.0829	0.0829	1.00	0.162	pCi/L	03/06/24 07:55	04/04/24 09:46	1

Carrier	*%Yield*	*Qualifier*	*Limits*	*Prepared*	*Analyzed*	*Dil Fac*
Ba Carrier	*98.2*		*30 - 110*	*03/06/24 07:55*	*04/04/24 09:46*	*1*

Method: SW846 9320 - Radium-228 (GFPC)

Analyte	Result	Qualifier	Count Uncert. (2σ+/-)	Total Uncert. (2σ+/-)	RL	MDC	Unit	Prepared	Analyzed	Dil Fac
Radium-228	0.335	U	0.298	0.300	1.00	0.467	pCi/L	03/06/24 08:13	04/02/24 12:39	1

Carrier	*%Yield*	*Qualifier*	*Limits*	*Prepared*	*Analyzed*	*Dil Fac*
Ba Carrier	*98.2*		*30 - 110*	*03/06/24 08:13*	*04/02/24 12:39*	*1*
Y Carrier	*80.7*		*30 - 110*	*03/06/24 08:13*	*04/02/24 12:39*	*1*

Method: TAL-STL Ra226_Ra228 - Combined Radium-226 and Radium-228

Analyte	Result	Qualifier	Count Uncert. (2σ+/-)	Total Uncert. (2σ+/-)	RL	MDC	Unit	Prepared	Analyzed	Dil Fac
Combined Radium 226 + 228	0.357	U	0.309	0.311	5.00	0.467	pCi/L		04/05/24 08:33	1

Client Sample ID: SCH-SGWC-15

Lab Sample ID: 680-247203-2

Date Collected: 02/26/24 13:55
Matrix: Water
Date Received: 02/27/24 12:05

Method: SW846 9315 - Radium-226 (GFPC)

Analyte	Result	Qualifier	Count Uncert. (2σ+/-)	Total Uncert. (2σ+/-)	RL	MDC	Unit	Prepared	Analyzed	Dil Fac
Radium-226	0.0416	U	0.0914	0.0915	1.00	0.167	pCi/L	03/06/24 07:55	04/04/24 09:46	1

Carrier	*%Yield*	*Qualifier*	*Limits*	*Prepared*	*Analyzed*	*Dil Fac*
Ba Carrier	*99.0*		*30 - 110*	*03/06/24 07:55*	*04/04/24 09:46*	*1*

Method: SW846 9320 - Radium-228 (GFPC)

Analyte	Result	Qualifier	Count Uncert. (2σ+/-)	Total Uncert. (2σ+/-)	RL	MDC	Unit	Prepared	Analyzed	Dil Fac
Radium-228	0.311	U	0.358	0.359	1.00	0.588	pCi/L	03/06/24 08:13	04/02/24 12:40	1

Carrier	*%Yield*	*Qualifier*	*Limits*	*Prepared*	*Analyzed*	*Dil Fac*
Ba Carrier	*99.0*		*30 - 110*	*03/06/24 08:13*	*04/02/24 12:40*	*1*
Y Carrier	*80.0*		*30 - 110*	*03/06/24 08:13*	*04/02/24 12:40*	*1*

Client Sample Results

Client: Southern Company
Project/Site: CCR - Plant Scherer Ash Pond

Job ID: 680-247203-2

Client Sample ID: SCH-SGWC-15

Lab Sample ID: 680-247203-2
Matrix: Water
Date Collected: 02/26/24 13:55
Date Received: 02/27/24 12:05

Method: TAL-STL Ra226_Ra228 - Combined Radium-226 and Radium-228

Analyte	Result	Qualifier	Count Uncert. (2σ+/-)	Total Uncert. (2σ+/-)	RL	MDC	Unit	Prepared	Analyzed	Dil Fac
Combined Radium 226 + 228	0.353	U	0.369	0.370	5.00	0.588	pCi/L		04/05/24 08:33	1

Client Sample ID: SCH-SGWC-17

Lab Sample ID: 680-247203-3
Matrix: Water
Date Collected: 02/26/24 16:15
Date Received: 02/27/24 12:05

Method: SW846 9315 - Radium-226 (GFPC)

Analyte	Result	Qualifier	Count Uncert. (2σ+/-)	Total Uncert. (2σ+/-)	RL	MDC	Unit	Prepared	Analyzed	Dil Fac
Radium-226	**0.122**		0.0851	0.0858	1.00	0.113	pCi/L	03/01/24 11:13	03/26/24 07:30	1

Carrier	*%Yield*	*Qualifier*	*Limits*	*Prepared*	*Analyzed*	*Dil Fac*
Ba Carrier	*97.0*		*30 - 110*	*03/01/24 11:13*	*03/26/24 07:30*	*1*

Method: SW846 9320 - Radium-228 (GFPC)

Analyte	Result	Qualifier	Count Uncert. (2σ+/-)	Total Uncert. (2σ+/-)	RL	MDC	Unit	Prepared	Analyzed	Dil Fac
Radium-228	0.437	U	0.367	0.369	1.00	0.575	pCi/L	03/01/24 11:19	03/22/24 11:55	1

Carrier	*%Yield*	*Qualifier*	*Limits*	*Prepared*	*Analyzed*	*Dil Fac*
Ba Carrier	*97.0*		*30 - 110*	*03/01/24 11:19*	*03/22/24 11:55*	*1*
Y Carrier	*80.0*		*30 - 110*	*03/01/24 11:19*	*03/22/24 11:55*	*1*

Method: TAL-STL Ra226_Ra228 - Combined Radium-226 and Radium-228

Analyte	Result	Qualifier	Count Uncert. (2σ+/-)	Total Uncert. (2σ+/-)	RL	MDC	Unit	Prepared	Analyzed	Dil Fac
Combined Radium 226 + 228	0.559	U	0.377	0.379	5.00	0.575	pCi/L		04/05/24 08:33	1

Client Sample ID: SCH-SGWC-16

Lab Sample ID: 680-247203-4
Matrix: Water
Date Collected: 02/26/24 12:00
Date Received: 02/27/24 12:05

Method: SW846 9315 - Radium-226 (GFPC)

Analyte	Result	Qualifier	Count Uncert. (2σ+/-)	Total Uncert. (2σ+/-)	RL	MDC	Unit	Prepared	Analyzed	Dil Fac
Radium-226	**0.175**		0.0930	0.0943	1.00	0.107	pCi/L	03/01/24 11:13	03/26/24 07:30	1

Carrier	*%Yield*	*Qualifier*	*Limits*	*Prepared*	*Analyzed*	*Dil Fac*
Ba Carrier	*102*		*30 - 110*	*03/01/24 11:13*	*03/26/24 07:30*	*1*

Client Sample Results

Client: Southern Company
Project/Site: CCR - Plant Scherer Ash Pond

Job ID: 680-247203-2

Client Sample ID: SCH-SGWC-16

Lab Sample ID: 680-247203-4
Matrix: Water
Date Collected: 02/26/24 12:00
Date Received: 02/27/24 12:05

Method: SW846 9320 - Radium-228 (GFPC)

Analyte	Result	Qualifier	Count Uncert. (2σ+/-)	Total Uncert. (2σ+/-)	RL	MDC	Unit	Prepared	Analyzed	Dil Fac
Radium-228	0.458	U	0.374	0.377	1.00	0.587	pCi/L	03/01/24 11:19	03/22/24 11:55	1

Carrier	*%Yield*	*Qualifier*	*Limits*	*Prepared*	*Analyzed*	*Dil Fac*
Ba Carrier	*102*		*30 - 110*	*03/01/24 11:19*	*03/22/24 11:55*	*1*
Y Carrier	*83.4*		*30 - 110*	*03/01/24 11:19*	*03/22/24 11:55*	*1*

Method: TAL-STL Ra226_Ra228 - Combined Radium-226 and Radium-228

Analyte	Result	Qualifier	Count Uncert. (2σ+/-)	Total Uncert. (2σ+/-)	RL	MDC	Unit	Prepared	Analyzed	Dil Fac
Combined Radium 226 + 228	**0.633**		0.385	0.389	5.00	0.587	pCi/L		04/05/24 08:33	1

Client Sample ID: SCH-AP1-FB-2

Lab Sample ID: 680-247203-5
Matrix: Water
Date Collected: 02/26/24 12:30
Date Received: 02/27/24 12:05

Method: SW846 9315 - Radium-226 (GFPC)

Analyte	Result	Qualifier	Count Uncert. (2σ+/-)	Total Uncert. (2σ+/-)	RL	MDC	Unit	Prepared	Analyzed	Dil Fac
Radium-226	0.103	U	0.0871	0.0876	1.00	0.127	pCi/L	03/01/24 11:13	03/26/24 07:30	1

Carrier	*%Yield*	*Qualifier*	*Limits*	*Prepared*	*Analyzed*	*Dil Fac*
Ba Carrier	*91.4*		*30 - 110*	*03/01/24 11:13*	*03/26/24 07:30*	*1*

Method: SW846 9320 - Radium-228 (GFPC)

Analyte	Result	Qualifier	Count Uncert. (2σ+/-)	Total Uncert. (2σ+/-)	RL	MDC	Unit	Prepared	Analyzed	Dil Fac
Radium-228	0.470	U	0.379	0.382	1.00	0.592	pCi/L	03/01/24 11:19	03/22/24 11:55	1

Carrier	*%Yield*	*Qualifier*	*Limits*	*Prepared*	*Analyzed*	*Dil Fac*
Ba Carrier	*91.4*		*30 - 110*	*03/01/24 11:19*	*03/22/24 11:55*	*1*
Y Carrier	*85.6*		*30 - 110*	*03/01/24 11:19*	*03/22/24 11:55*	*1*

Method: TAL-STL Ra226_Ra228 - Combined Radium-226 and Radium-228

Analyte	Result	Qualifier	Count Uncert. (2σ+/-)	Total Uncert. (2σ+/-)	RL	MDC	Unit	Prepared	Analyzed	Dil Fac
Combined Radium 226 + 228	0.572	U	0.389	0.392	5.00	0.592	pCi/L		04/05/24 11:11	1

Tracer/Carrier Summary

Client: Southern Company
Project/Site: CCR - Plant Scherer Ash Pond

Job ID: 680-247203-2

Method: 9315 - Radium-226 (GFPC)

Matrix: Water **Prep Type: Total/NA**

		Percent Yield (Acceptance Limits)							
		Ba							
Lab Sample ID	Client Sample ID	(30-110)							
680-247203-1	SCH-SGWC-20	98.2							
680-247203-1 DU	SCH-SGWC-20	102							
680-247203-2	SCH-SGWC-15	99.0							
680-247203-3	SCH-SGWC-17	97.0							
680-247203-4	SCH-SGWC-16	102							
680-247203-5	SCH-AP1-FB-2	91.4							
680-247265-B-4-A DU	Duplicate	101							
LCS 160-650603/2-A	Lab Control Sample	90.6							
LCS 160-651156/2-A	Lab Control Sample	100							
MB 160-650603/1-A	Method Blank	85.5							
MB 160-651156/1-A	Method Blank	102							

Tracer/Carrier Legend

Ba = Ba Carrier

Method: 9320 - Radium-228 (GFPC)

Matrix: Water **Prep Type: Total/NA**

		Percent Yield (Acceptance Limits)							
		Ba	Y						
Lab Sample ID	Client Sample ID	(30-110)	(30-110)						
680-247203-1	SCH-SGWC-20	98.2	80.7						
680-247203-1 DU	SCH-SGWC-20	102	78.9						
680-247203-2	SCH-SGWC-15	99.0	80.0						
680-247203-3	SCH-SGWC-17	97.0	80.0						
680-247203-4	SCH-SGWC-16	102	83.4						
680-247203-5	SCH-AP1-FB-2	91.4	85.6						
680-247265-B-4-B DU	Duplicate	101	84.1						
LCS 160-650604/2-A	Lab Control Sample	90.6	79.6						
LCS 160-651157/2-A	Lab Control Sample	100	83.0						
MB 160-650604/1-A	Method Blank	85.5	84.1						
MB 160-651157/1-A	Method Blank	102	79.6						

Tracer/Carrier Legend

Ba = Ba Carrier
Y = Y Carrier

QC Sample Results

Client: Southern Company
Project/Site: CCR - Plant Scherer Ash Pond

Job ID: 680-247203-2

Method: 9315 - Radium-226 (GFPC)

Lab Sample ID: MB 160-650603/1-A — **Client Sample ID: Method Blank**
Matrix: Water — **Prep Type: Total/NA**
Analysis Batch: 653959 — **Prep Batch: 650603**

Analyte	MB Result	MB Qualifier	Count Uncert. (2σ+/-)	Total Uncert. (2σ+/-)	RL	MDC	Unit	Prepared	Analyzed	Dil Fac
Radium-226	0.04228	U	0.0819	0.0820	1.00	0.147	pCi/L	03/01/24 11:13	03/26/24 07:29	1

Carrier	*MB %Yield*	*MB Qualifier*	*Limits*	*Prepared*	*Analyzed*	*Dil Fac*
Ba Carrier	*85.5*		*30 - 110*	*03/01/24 11:13*	*03/26/24 07:29*	*1*

Lab Sample ID: LCS 160-650603/2-A — **Client Sample ID: Lab Control Sample**
Matrix: Water — **Prep Type: Total/NA**
Analysis Batch: 653959 — **Prep Batch: 650603**

Analyte			Spike Added	LCS Result	LCS Qual	Total Uncert. (2σ+/-)	RL	MDC	Unit	%Rec	%Rec Limits		
Radium-226			11.3	9.996		1.10	1.00	0.157	pCi/L	88	75 - 125		

Carrier	*LCS %Yield*	*LCS Qualifier*	*Limits*
Ba Carrier	*90.6*		*30 - 110*

Lab Sample ID: 680-247265-B-4-A DU — **Client Sample ID: Duplicate**
Matrix: Water — **Prep Type: Total/NA**
Analysis Batch: 653989 — **Prep Batch: 650603**

Analyte	Sample Result	Sample Qual		DU Result	DU Qual	Total Uncert. (2σ+/-)	RL	MDC	Unit			RER	RER Limit
Radium-226	0.0444	U		0.04262	U	0.0733	1.00	0.129	pCi/L			0.01	1

Carrier	*DU %Yield*	*DU Qualifier*	*Limits*
Ba Carrier	*101*		*30 - 110*

Lab Sample ID: MB 160-651156/1-A — **Client Sample ID: Method Blank**
Matrix: Water — **Prep Type: Total/NA**
Analysis Batch: 655447 — **Prep Batch: 651156**

Analyte	MB Result	MB Qualifier	Count Uncert. (2σ+/-)	Total Uncert. (2σ+/-)	RL	MDC	Unit	Prepared	Analyzed	Dil Fac
Radium-226	-0.001237	U	0.0779	0.0779	1.00	0.166	pCi/L	03/06/24 07:55	04/04/24 09:46	1

Carrier	*MB %Yield*	*MB Qualifier*	*Limits*	*Prepared*	*Analyzed*	*Dil Fac*
Ba Carrier	*102*		*30 - 110*	*03/06/24 07:55*	*04/04/24 09:46*	*1*

Lab Sample ID: LCS 160-651156/2-A — **Client Sample ID: Lab Control Sample**
Matrix: Water — **Prep Type: Total/NA**
Analysis Batch: 655447 — **Prep Batch: 651156**

Analyte			Spike Added	LCS Result	LCS Qual	Total Uncert. (2σ+/-)	RL	MDC	Unit	%Rec	%Rec Limits		
Radium-226			11.3	10.03		1.15	1.00	0.163	pCi/L	89	75 - 125		

Method: 9315 - Radium-226 (GFPC) (Continued)

Lab Sample ID: LCS 160-651156/2-A — **Client Sample ID: Lab Control Sample**
Matrix: Water — **Prep Type: Total/NA**
Analysis Batch: 655447 — **Prep Batch: 651156**

Carrier	LCS %Yield	LCS Qualifier	Limits
Ba Carrier	100		30 - 110

Lab Sample ID: 680-247203-1 DU — **Client Sample ID: SCH-SGWC-20**
Matrix: Water — **Prep Type: Total/NA**
Analysis Batch: 655447 — **Prep Batch: 651156**

Analyte	Sample Result	Sample Qual		DU Result	DU Qual	Total Uncert. (2σ+/-)	RL	MDC	Unit			RER	RER Limit
Radium-226	0.0227	U		0.03306	U	0.0881	1.00	0.166	pCi/L			0.06	1

Carrier	DU %Yield	DU Qualifier	Limits
Ba Carrier	102		30 - 110

Method: 9320 - Radium-228 (GFPC)

Lab Sample ID: MB 160-650604/1-A — **Client Sample ID: Method Blank**
Matrix: Water — **Prep Type: Total/NA**
Analysis Batch: 653597 — **Prep Batch: 650604**

Analyte	MB Result	MB Qualifier	Count Uncert. (2σ+/-)	Total Uncert. (2σ+/-)	RL	MDC	Unit	Prepared	Analyzed	Dil Fac
Radium-228	0.1790	U	0.297	0.297	1.00	0.510	pCi/L	03/01/24 11:19	03/22/24 11:54	1

Carrier	MB %Yield	MB Qualifier	Limits	Prepared	Analyzed	Dil Fac
Ba Carrier	85.5		30 - 110	03/01/24 11:19	03/22/24 11:54	1
Y Carrier	84.1		30 - 110	03/01/24 11:19	03/22/24 11:54	1

Lab Sample ID: LCS 160-650604/2-A — **Client Sample ID: Lab Control Sample**
Matrix: Water — **Prep Type: Total/NA**
Analysis Batch: 653597 — **Prep Batch: 650604**

Analyte			Spike Added	LCS Result	LCS Qual	Total Uncert. (2σ+/-)	RL	MDC	Unit	%Rec	%Rec Limits		
Radium-228			9.10	8.204		1.21	1.00	0.580	pCi/L	90	75 - 125		

Carrier	LCS %Yield	LCS Qualifier	Limits
Ba Carrier	90.6		30 - 110
Y Carrier	79.6		30 - 110

Lab Sample ID: 680-247265-B-4-B DU — **Client Sample ID: Duplicate**
Matrix: Water — **Prep Type: Total/NA**
Analysis Batch: 653597 — **Prep Batch: 650604**

Analyte	Sample Result	Sample Qual		DU Result	DU Qual	Total Uncert. (2σ+/-)	RL	MDC	Unit			RER	RER Limit
Radium-228	0.281	U		-0.2489	U	0.251	1.00	0.534	pCi/L			0.97	1

Method: 9320 - Radium-228 (GFPC) (Continued)

Lab Sample ID: 680-247265-B-4-B DU
Matrix: Water
Analysis Batch: 653597

Client Sample ID: Duplicate
Prep Type: Total/NA
Prep Batch: 650604

Carrier	DU %Yield	DU Qualifier	Limits
Ba Carrier	101		30 - 110
Y Carrier	84.1		30 - 110

Lab Sample ID: MB 160-651157/1-A
Matrix: Water
Analysis Batch: 655001

Client Sample ID: Method Blank
Prep Type: Total/NA
Prep Batch: 651157

Analyte	MB Result	MB Qualifier	Count Uncert. (2σ+/-)	Total Uncert. (2σ+/-)	RL	MDC	Unit	Prepared	Analyzed	Dil Fac
Radium-228	-0.03285	U	0.264	0.264	1.00	0.510	pCi/L	03/06/24 08:13	04/02/24 12:39	1

Carrier	MB %Yield	MB Qualifier	Limits	Prepared	Analyzed	Dil Fac
Ba Carrier	102		30 - 110	03/06/24 08:13	04/02/24 12:39	1
Y Carrier	79.6		30 - 110	03/06/24 08:13	04/02/24 12:39	1

Lab Sample ID: LCS 160-651157/2-A
Matrix: Water
Analysis Batch: 655001

Client Sample ID: Lab Control Sample
Prep Type: Total/NA
Prep Batch: 651157

Analyte			Spike Added	LCS Result	LCS Qual	Total Uncert. (2σ+/-)	RL	MDC	Unit	%Rec	%Rec Limits		
Radium-228			9.07	9.425		1.28	1.00	0.517	pCi/L	104	75 - 125		

Carrier	LCS %Yield	LCS Qualifier	Limits
Ba Carrier	100		30 - 110
Y Carrier	83.0		30 - 110

Lab Sample ID: 680-247203-1 DU
Matrix: Water
Analysis Batch: 655001

Client Sample ID: SCH-SGWC-20
Prep Type: Total/NA
Prep Batch: 651157

Analyte	Sample Result	Sample Qual		DU Result	DU Qual	Total Uncert. (2σ+/-)	RL	MDC	Unit			RER	RER Limit
Radium-228	0.335	U		0.3289	U	0.324	1.00	0.518	pCi/L			0.01	1

Carrier	DU %Yield	DU Qualifier	Limits
Ba Carrier	102		30 - 110
Y Carrier	78.9		30 - 110

QC Association Summary

Client: Southern Company
Project/Site: CCR - Plant Scherer Ash Pond

Job ID: 680-247203-2

Rad

Prep Batch: 650603

Lab Sample ID	Client Sample ID	Prep Type	Matrix	Method	Prep Batch
680-247203-3	SCH-SGWC-17	Total/NA	Water	PrecSep-21	
680-247203-4	SCH-SGWC-16	Total/NA	Water	PrecSep-21	
680-247203-5	SCH-AP1-FB-2	Total/NA	Water	PrecSep-21	
MB 160-650603/1-A	Method Blank	Total/NA	Water	PrecSep-21	
LCS 160-650603/2-A	Lab Control Sample	Total/NA	Water	PrecSep-21	
680-247265-B-4-A DU	Duplicate	Total/NA	Water	PrecSep-21	

Prep Batch: 650604

Lab Sample ID	Client Sample ID	Prep Type	Matrix	Method	Prep Batch
680-247203-3	SCH-SGWC-17	Total/NA	Water	PrecSep_0	
680-247203-4	SCH-SGWC-16	Total/NA	Water	PrecSep_0	
680-247203-5	SCH-AP1-FB-2	Total/NA	Water	PrecSep_0	
MB 160-650604/1-A	Method Blank	Total/NA	Water	PrecSep_0	
LCS 160-650604/2-A	Lab Control Sample	Total/NA	Water	PrecSep_0	
680-247265-B-4-B DU	Duplicate	Total/NA	Water	PrecSep_0	

Prep Batch: 651156

Lab Sample ID	Client Sample ID	Prep Type	Matrix	Method	Prep Batch
680-247203-1	SCH-SGWC-20	Total/NA	Water	PrecSep-21	
680-247203-2	SCH-SGWC-15	Total/NA	Water	PrecSep-21	
MB 160-651156/1-A	Method Blank	Total/NA	Water	PrecSep-21	
LCS 160-651156/2-A	Lab Control Sample	Total/NA	Water	PrecSep-21	
680-247203-1 DU	SCH-SGWC-20	Total/NA	Water	PrecSep-21	

Prep Batch: 651157

Lab Sample ID	Client Sample ID	Prep Type	Matrix	Method	Prep Batch
680-247203-1	SCH-SGWC-20	Total/NA	Water	PrecSep_0	
680-247203-2	SCH-SGWC-15	Total/NA	Water	PrecSep_0	
MB 160-651157/1-A	Method Blank	Total/NA	Water	PrecSep_0	
LCS 160-651157/2-A	Lab Control Sample	Total/NA	Water	PrecSep_0	
680-247203-1 DU	SCH-SGWC-20	Total/NA	Water	PrecSep_0	

Lab Chronicle

Client: Southern Company
Project/Site: CCR - Plant Scherer Ash Pond

Job ID: 680-247203-2

Client Sample ID: SCH-SGWC-20

Lab Sample ID: 680-247203-1

Date Collected: 02/26/24 16:13
Matrix: Water
Date Received: 02/27/24 12:05

Prep Type	Batch Type	Batch Method	Run	Dil Factor	Initial Amount	Final Amount	Batch Number	Prepared or Analyzed	Analyst	Lab
Total/NA	Prep	PrecSep-21			1005.80 mL	1.0 g	651156	03/06/24 07:55	BMW	EET SL
Total/NA	Analysis	9315		1			655447	04/04/24 09:46	SCB	EET SL
	Instrument ID:	GFPCBLUE								
Total/NA	Prep	PrecSep_0			1005.80 mL	1.0 g	651157	03/06/24 08:13	BMW	EET SL
Total/NA	Analysis	9320		1			655001	04/02/24 12:39	SCB	EET SL
	Instrument ID:	GFPCBLUE								
Total/NA	Analysis	Ra226_Ra228		1			655507	04/05/24 08:33	FLC	EET SL
	Instrument ID:	NOEQUIP								

Client Sample ID: SCH-SGWC-15

Lab Sample ID: 680-247203-2

Date Collected: 02/26/24 13:55
Matrix: Water
Date Received: 02/27/24 12:05

Prep Type	Batch Type	Batch Method	Run	Dil Factor	Initial Amount	Final Amount	Batch Number	Prepared or Analyzed	Analyst	Lab
Total/NA	Prep	PrecSep-21			1003.58 mL	1.0 g	651156	03/06/24 07:55	BMW	EET SL
Total/NA	Analysis	9315		1			655447	04/04/24 09:46	SCB	EET SL
	Instrument ID:	GFPCBLUE								
Total/NA	Prep	PrecSep_0			1003.58 mL	1.0 g	651157	03/06/24 08:13	BMW	EET SL
Total/NA	Analysis	9320		1			655001	04/02/24 12:40	SCB	EET SL
	Instrument ID:	GFPCBLUE								
Total/NA	Analysis	Ra226_Ra228		1			655507	04/05/24 08:33	FLC	EET SL
	Instrument ID:	NOEQUIP								

Client Sample ID: SCH-SGWC-17

Lab Sample ID: 680-247203-3

Date Collected: 02/26/24 16:15
Matrix: Water
Date Received: 02/27/24 12:05

Prep Type	Batch Type	Batch Method	Run	Dil Factor	Initial Amount	Final Amount	Batch Number	Prepared or Analyzed	Analyst	Lab
Total/NA	Prep	PrecSep-21			997.36 mL	1.0 g	650603	03/01/24 11:13	KAC	EET SL
Total/NA	Analysis	9315		1			653959	03/26/24 07:30	SCB	EET SL
	Instrument ID:	GFPCRED								
Total/NA	Prep	PrecSep_0			997.36 mL	1.0 g	650604	03/01/24 11:19	KAC	EET SL
Total/NA	Analysis	9320		1			653597	03/22/24 11:55	SCB	EET SL
	Instrument ID:	GFPCRED								
Total/NA	Analysis	Ra226_Ra228		1			655507	04/05/24 08:33	FLC	EET SL
	Instrument ID:	NOEQUIP								

Client Sample ID: SCH-SGWC-16

Lab Sample ID: 680-247203-4

Date Collected: 02/26/24 12:00
Matrix: Water
Date Received: 02/27/24 12:05

Prep Type	Batch Type	Batch Method	Run	Dil Factor	Initial Amount	Final Amount	Batch Number	Prepared or Analyzed	Analyst	Lab
Total/NA	Prep	PrecSep-21			1000.88 mL	1.0 g	650603	03/01/24 11:13	KAC	EET SL
Total/NA	Analysis	9315		1			653959	03/26/24 07:30	SCB	EET SL
	Instrument ID:	GFPCRED								

Lab Chronicle

Client: Southern Company
Project/Site: CCR - Plant Scherer Ash Pond

Job ID: 680-247203-2

Client Sample ID: SCH-SGWC-16

Lab Sample ID: 680-247203-4

Date Collected: 02/26/24 12:00
Date Received: 02/27/24 12:05

Matrix: Water

Prep Type	Batch Type	Batch Method	Run	Dil Factor	Initial Amount	Final Amount	Batch Number	Prepared or Analyzed	Analyst	Lab
Total/NA	Prep	PrecSep_0			1000.88 mL	1.0 g	650604	03/01/24 11:19	KAC	EET SL
Total/NA	Analysis	9320		1			653597	03/22/24 11:55	SCB	EET SL
	Instrument ID:	GFPCRED								
Total/NA	Analysis	Ra226_Ra228		1			655507	04/05/24 08:33	FLC	EET SL
	Instrument ID:	NOEQUIP								

Client Sample ID: SCH-AP1-FB-2

Lab Sample ID: 680-247203-5

Date Collected: 02/26/24 12:30
Date Received: 02/27/24 12:05

Matrix: Water

Prep Type	Batch Type	Batch Method	Run	Dil Factor	Initial Amount	Final Amount	Batch Number	Prepared or Analyzed	Analyst	Lab
Total/NA	Prep	PrecSep-21			997.24 mL	1.0 g	650603	03/01/24 11:13	KAC	EET SL
Total/NA	Analysis	9315		1			653959	03/26/24 07:30	SCB	EET SL
	Instrument ID:	GFPCRED								
Total/NA	Prep	PrecSep_0			997.24 mL	1.0 g	650604	03/01/24 11:19	KAC	EET SL
Total/NA	Analysis	9320		1			653597	03/22/24 11:55	SCB	EET SL
	Instrument ID:	GFPCRED								
Total/NA	Analysis	Ra226_Ra228		1			655507	04/05/24 11:11	FLC	EET SL
	Instrument ID:	NOEQUIP								

Laboratory References:

EET SL = Eurofins St. Louis, 13715 Rider Trail North, Earth City, MO 63045, TEL (314)298-8566

Accreditation/Certification Summary

Client: Southern Company
Project/Site: CCR - Plant Scherer Ash Pond

Job ID: 680-247203-2

Laboratory: Eurofins St. Louis

The accreditations/certifications listed below are applicable to this report.

Authority	Program	Identification Number	Expiration Date
Florida	NELAP	E87689	06-30-24

Method Summary

Client: Southern Company
Project/Site: CCR - Plant Scherer Ash Pond

Job ID: 680-247203-2

Method	Method Description	Protocol	Laboratory
9315	Radium-226 (GFPC)	SW846	EET SL
9320	Radium-228 (GFPC)	SW846	EET SL
Ra226_Ra228	Combined Radium-226 and Radium-228	TAL-STL	EET SL
PrecSep_0	Preparation, Precipitate Separation	None	EET SL
PrecSep-21	Preparation, Precipitate Separation (21-Day In-Growth)	None	EET SL

Protocol References:

None = None

SW846 = "Test Methods For Evaluating Solid Waste, Physical/Chemical Methods", Third Edition, November 1986 And Its Updates.

TAL-STL = TestAmerica Laboratories, St. Louis, Facility Standard Operating Procedure.

Laboratory References:

EET SL = Eurofins St. Louis, 13715 Rider Trail North, Earth City, MO 63045, TEL (314)298-8566

Eurofins Savannah
5102 LaRoche Avenue
Savannah, GA 31404
Phone (912) 354-7858 Phone (912) 352-0165

Chain of Custody Record

eurofins | Environment Testing

Client Information	Sampler(s): Mark Mann	Lab PM / Phone: David Fuller / 770-344-8986	Carrier Tracking No(s):	COC No:
Client Contact: Joju Abraham	Site-Project Manager / Phone: Dawn Prell / 248-536-5445	E-Mail: David.Fuller@et.eurofinsus.com	State of Origin: GA	Page: Page 1 of 1
Company: Southern Company				Job #:
Address: 241 Ralph McGill Blvd SE B10185	Due Date Requested:			
City: Atlanta	TAT Requested (business days): 2 weeks			
State, Zip: GA, 30308	Compliance Project: Δ Yes Δ No			
Phone:	Lab Project #: (DO NOT REMOVE) 68027798			
Email: JAbraham@southernco.com	Lab PO #: GPC82130-0003 / PO Line #1			
Project Name: CCR - Plant Scherer Ash Pond	Project #:			
Site:				

Analysis Requested

Preservation Codes:
A - HCL, B - NaOH, C - Zn Acetate, D - Nitric Acid, E - NaHSO4, F - MeOH, G - Amchlor, H - Ascorbic Acid, I - Ice, J - DI Water, K - EDTA, L - EDA
M - Hexane, N - None, O - AsNaO2, P - Na2O4S, Q - Na2SO3, R - Na2S2O3, S - H2SO4, T - TSP Dodecahydrate, U - Acetone, V - MCAA, W - pH 4-5, Y - Trizma, Z - other (specify)
Other:

Task_Code: SCH-CCR-ASSMT-2024S1

Special Instructions/Notes:

Sample Identification	Sample Date	Sample Time	Sample Type (C=comp, G=grab)	Matrix (W=water, S=solid, O=waste/oil, BT=Tissue, A=Air)	Field Filtered Sample (Yes or No)	Perform MS/MSD (Yes or No)	300_ORGFM_28D - Chloride, Fluoride, Sulfate	2540C - Solids, Total Dissolved (TDS)	6020B - App III and IV w/ Fe, Mg, Mn, Na, K	7470A - App IV Mercury	9034 - Sulfide (FILL BOTTLES COMPLETELY)	2320B - Alkalinity, Total, Carb/Bicarb	9315_Ra226 - Radium 226	9320_Ra228 - Radium 228	Ra226Ra228_GFPC - Combined Radium 226 and 228	Total Number of containers
			Preservation Code:				N	N	D	D	CB	N	D	D	D	
SCH-SGWC-20	2/26/24	16:13	G	WG	N	N	X	X	X	X	X	X	X	X	X	8
SCH-SGWC-15	2/26/24	13:55	G	WG	N	N	X	X	X	X	X	X	X	X	X	8
SCH-SGWC-17	2/26/24	16:15	G	WG	N	N	X	X	X	X	X	X	X	X	X	8
SCH-SGWC-16	2/26/24	12:00	G	WG	N	N	X	X	X	X	X	X	X	X	X	8
SCH-AP1-FB-2	2/26/24	12:30	G	WQ	N	N	X	X	X	X	X	X	X	X	X	8

680-247203 Chain of Custody

Possible Hazard Identification
☐ Non-Hazard ☐ Flammable ☐ Skin Irritant ☐ Poison B ☐ Unknown ☐ Radiological

Sample Disposal (A fee may be assessed if samples are retained longer than 1 month)
☐ Return To Client ☐ Disposal By Lab ☐ Archive For _____ Months

Deliverable Requested: I, II, III, IV, Other (specify)

Special Instructions/QC Requirements:

Empty Kit Relinquished by:	Date:	Time:	Method of Shipment:		
Relinquished by: MARK MANN / [signature]	Date/Time: 02/27/24 825	Company WSP	Received by:	Date/Time:	Company
~~Relinquished by:~~ K Cook RECEIVED:	Date/Time: 02/27/24 8:25	Company Courier NAV	Received by:	Date/Time:	Company
Relinquished by:	Date/Time:	Company	Received by: C Munro	Date/Time: 2/27/24 1205	Company: Eurofins

Custody Seals Intact: Δ Yes Δ No
Custody Seal No.:
Cooler Temperature(s) °C and Other Remarks: 2.7/2.7 CDO

Eurofins Savannah
5102 LaRoche Avenue
Savannah, GA 31404
Phone: 912-354-7858 Fax: 912-352-0165

Chain of Custody Record

eurofins | Environment Testing

Client Information (Sub Contract Lab)	Sampler:	Lab PM: Fuller, David	Carrier Tracking No(s):	COC No: 680-764833.1
Client Contact: Shipping/Receiving	Phone:	E-Mail: David.Fuller@et.eurofinsus.com	State of Origin: Georgia	Page: Page 1 of 1
Company: TestAmerica Laboratories, Inc.		Accreditations Required (See note): NELAP - Florida; State - Georgia		Job #: 680-247203-1
Address: 13715 Rider Trail North, ,	Due Date Requested: 3/8/2024			
City: Earth City	TAT Requested (days):			
State, Zip: MO, 63045				
Phone: 314-298-8566(Tel) 314-298-8757(Fax)	PO #:			
Email:	WO #:			
Project Name: CCR - Plant Scherer Ash Pond	Project #: 68027798			
Site:	SSOW#:			

Analysis Requested

Preservation Codes:
A - HCL
B - NaOH
C - Zn Acetate
D - Nitric Acid
E - NaHSO4
F - MeOH
G - Amchlor
H - Ascorbic Acid
I - Ice
J - DI Water
K - EDTA
L - EDA
M - Hexane
N - None
O - AsNaO2
P - Na2O4S
Q - Na2SO3
R - Na2S2O3
S - H2SO4
T - TSP Dodecahydrate
U - Acetone
V - MCAA
W - pH 4-5
Y - Trizma
Z - other (specify)
Other:

Sample Identification - Client ID (Lab ID)	Sample Date	Sample Time	Sample Type (C=comp, G=grab)	Matrix (W=water, S=solid, O=waste/oil, BT=Tissue, A=Air)	Field Filtered Sample (Yes or No)	Perform MS/MSD (Yes or No)	9315_Ra226/PrecSep_21 Radium-226 (GFPC) - 21 day decay	9320_Ra228/PrecSep_0 Radium-228 (GFPC)	Ra226Ra228_GFPC/ Combined Radium-226 and Radium-228	Total Number of containers	Special Instructions/Note:
			Preservation Code:								
SCH-SGWC-17 (680-247203-3)	2/26/24	16:15 Eastern		Water			X	X	X	2	
SCH-SGWC-16 (680-247203-4)	2/26/24	12:00 Eastern		Water			X	X	X	2	
SCH-AP1-FB-2 (680-247203-5)	2/26/24	12:30 Eastern		Water			X	X	X	2	

Note: Since laboratory accreditations are subject to change, Eurofins Environment Testing Southeast, LLC places the ownership of method, analyte & accreditation compliance upon our subcontract laboratories. This sample shipment is forwarded under chain-of-custody. If the laboratory does not currently maintain accreditation in the State of Origin listed above for analysis/tests/matrix being analyzed, the samples must be shipped back to the Eurofins Environment Testing Southeast, LLC laboratory or other instructions will be provided. Any changes to accreditation status should be brought to Eurofins Environment Testing Southeast, LLC attention immediately. If all requested accreditations are current to date, return the signed Chain of Custody attesting to said compliance to Eurofins Environment Testing Southeast, LLC.

Possible Hazard Identification *Unconfirmed*	***Sample Disposal (A fee may be assessed if samples are retained longer than 1 month)*** ☐ *Return To Client* ☐ *Disposal By Lab* ☐ *Archive For* ____ *Months*
Deliverable Requested: I, II, III, IV, Other (specify) Primary Deliverable Rank: 2	Special Instructions/QC Requirements:

Empty Kit Relinquished by:	Date:	Time:		Method of Shipment:	
Relinquished by:	Date/Time: 2-28-24 1700	Company	Received by:	Date/Time:	Company
Relinquished by:	Date/Time:	Company	Received by: M. Pinette	Date/Time: FEB 29 2024 0830	Company
Relinquished by:	Date/Time:	Company	Received by:	Date/Time:	Company
Custody Seals Intact: Δ Yes Δ No	Custody Seal No.:		Cooler Temperature(s) °C and Other Remarks:		

Ver: 06/08/2021

Eurofins Savannah
5102 LaRoche Avenue
Savannah, GA 31404
Phone: 912-354-7858 Fax: 912-352-0165

Chain of Custody Record

eurofins | Environment Testing

Client Information (Sub Contract Lab)	Sampler:	Lab PM: Fuller, David	Carrier Tracking No(s):	COC No: 680-764833.1
Client Contact: Shipping/Receiving	Phone:	E-Mail: David.Fuller@et.eurofinsus.com	State of Origin: Georgia	Page: Page 1 of 1
Company: TestAmerica Laboratories, Inc.		Accreditations Required (See note): NELAP - Florida; State - Georgia		Job #: 680-247203-2
Address: 13715 Rider Trail North, ,	Due Date Requested: 3/27/2024			
City: Earth City	TAT Requested (days):			
State, Zip: MO, 63045				
Phone: 314-298-8566(Tel) 314-298-8757(Fax)	PO #:			
Email:	WO #:			
Project Name: CCR - Plant Scherer Ash Pond	Project #: 68027798			
Site:	SSOW#:			

Analysis Requested

Preservation Codes:
A - HCL, B - NaOH, C - Zn Acetate, D - Nitric Acid, E - NaHSO4, F - MeOH, G - Amchlor, H - Ascorbic Acid, I - Ice, J - DI Water, K - EDTA, L - EDA, M - Hexane, N - None, O - AsNaO2, P - Na2O4S, Q - Na2SO3, R - Na2S2O3, S - H2SO4, T - TSP Dodecahydrate, U - Acetone, V - MCAA, W - pH 4-5, Y - Trizma, Z - other (specify)
Other:

Sample Identification - Client ID (Lab ID)	Sample Date	Sample Time	Sample Type (C=comp, G=grab)	Matrix (W=water, S=solid, O=waste/oil, BT=Tissue, A=Air)	Field Filtered Sample (Yes or No)	Perform MS/MSD (Yes or No)	9315_Ra226/PrecSep_21 Radium-226 (GFPC) - 21 day decay	9320_Ra228/PrecSep_0 Radium-228 (GFPC)	Ra226Ra228_GFPC/ Combined Radium-226 and Radium-228	Total Number of containers	Special Instructions/Note:
			Preservation Code:								
SCH-SGWC-20 (680-247203-1)	2/26/24	16:13 Eastern		Water			X	X	X	2	
SCH-SGWC-15 (680-247203-2)	2/26/24	13:55 Eastern		Water			X	X	X	2	

Note: Since laboratory accreditations are subject to change, Eurofins Environment Testing Southeast, LLC places the ownership of method, analyte & accreditation compliance upon our subcontract laboratories. This sample shipment is forwarded under chain-of-custody. If the laboratory does not currently maintain accreditation in the State of Origin listed above for analysis/tests/matrix being analyzed, the samples must be shipped back to the Eurofins Environment Testing Southeast, LLC laboratory or other instructions will be provided. Any changes to accreditation status should be brought to Eurofins Environment Testing Southeast, LLC attention immediately. If all requested accreditations are current to date, return the signed Chain of Custody attesting to said compliance to Eurofins Environment Testing Southeast, LLC.

Possible Hazard Identification *Unconfirmed*	***Sample Disposal (A fee may be assessed if samples are retained longer than 1 month)*** ☐ *Return To Client* ☐ *Disposal By Lab* ☐ *Archive For* ____ *Months*
Deliverable Requested: I, II, III, IV, Other (specify) Primary Deliverable Rank: 2	Special Instructions/QC Requirements:

Empty Kit Relinquished by:	Date:	Time:		Method of Shipment:	
Relinquished by: OM	Date/Time: 2-28-24 1700	Company	Received by:	Date/Time:	Company
Relinquished by:	Date/Time:	Company	Received by: M. Pinette	Date/Time: FEB 29 2024 0830	Company
Relinquished by:	Date/Time:	Company	Received by:	Date/Time:	Company
Custody Seals Intact: Δ Yes Δ No	Custody Seal No.:		Cooler Temperature(s) °C and Other Remarks:		

Ver: 06/08/2021

Login Sample Receipt Checklist

Client: Southern Company

Job Number: 680-247203-2

Login Number: 247203

List Source: Eurofins Savannah

List Number: 1

Creator: Munro, Caroline

Question	Answer	Comment
Radioactivity wasn't checked or is </= background as measured by a survey meter.	N/A	
The cooler's custody seal, if present, is intact.	True	
Sample custody seals, if present, are intact.	True	
The cooler or samples do not appear to have been compromised or tampered with.	True	
Samples were received on ice.	True	
Cooler Temperature is acceptable.	True	
Cooler Temperature is recorded.	True	
COC is present.	True	
COC is filled out in ink and legible.	True	
COC is filled out with all pertinent information.	True	
Is the Field Sampler's name present on COC?	True	
There are no discrepancies between the containers received and the COC.	True	
Samples are received within Holding Time (excluding tests with immediate HTs)	True	
Sample containers have legible labels.	True	
Containers are not broken or leaking.	True	
Sample collection date/times are provided.	True	
Appropriate sample containers are used.	True	
Sample bottles are completely filled.	True	
Sample Preservation Verified.	N/A	
There is sufficient vol. for all requested analyses, incl. any requested MS/MSDs	True	
Containers requiring zero headspace have no headspace or bubble is <6mm (1/4").	N/A	
Multiphasic samples are not present.	True	
Samples do not require splitting or compositing.	True	
Residual Chlorine Checked.	N/A	

Login Sample Receipt Checklist

Client: Southern Company

Job Number: 680-247203-2

Login Number: 247203
List Number: 2
Creator: Pinette, Meadow L

List Source: Eurofins St. Louis
List Creation: 02/29/24 02:02 PM

Question	Answer	Comment
Radioactivity wasn't checked or is </= background as measured by a survey meter.	True	
The cooler's custody seal, if present, is intact.	True	
Sample custody seals, if present, are intact.	True	
The cooler or samples do not appear to have been compromised or tampered with.	True	
Samples were received on ice.	N/A	
Cooler Temperature is acceptable.	True	
Cooler Temperature is recorded.	True	
COC is present.	True	
COC is filled out in ink and legible.	True	
COC is filled out with all pertinent information.	True	
Is the Field Sampler's name present on COC?	True	
There are no discrepancies between the containers received and the COC.	True	
Samples are received within Holding Time (excluding tests with immediate HTs)	True	
Sample containers have legible labels.	True	
Containers are not broken or leaking.	True	
Sample collection date/times are provided.	True	
Appropriate sample containers are used.	True	
Sample bottles are completely filled.	True	
Sample Preservation Verified.	True	
There is sufficient vol. for all requested analyses, incl. any requested MS/MSDs	True	
Containers requiring zero headspace have no headspace or bubble is <6mm (1/4").	N/A	
Multiphasic samples are not present.	True	
Samples do not require splitting or compositing.	True	
Residual Chlorine Checked.	N/A	

eurofins | Environment Testing

ANALYTICAL REPORT

PREPARED FOR

Attn: Joju Abraham
Southern Company
241 Ralph McGill Blvd SE
B10185
Atlanta, Georgia 30308

Generated 4/5/2024 1:25:46 PM

JOB DESCRIPTION

CCR - Plant Scherer Ash Pond

JOB NUMBER

680-247253-2

Eurofins Savannah
5102 LaRoche Avenue
Savannah GA 31404

See page two for job notes and contact information.

my EOL

Eurofins Savannah

Job Notes

This report may not be reproduced except in full, and with written approval from the laboratory. The results relate only to the samples tested. For questions please contact the Project Manager at the e-mail address or telephone number listed on this page.

The test results in this report relate only to the samples as received by the laboratory and will meet all requirements of the methodology, with any exceptions noted. This report shall not be reproduced except in full, without the express written approval of the laboratory. All questions should be directed to the Eurofins Environment Testing Southeast, LLC Project Manager.

Authorization

Generated
4/5/2024 1:25:46 PM

Authorized for release by
David Fuller, Project Manager
David.Fuller@et.eurofinsus.com
(770)344-8986

Definitions/Glossary

Client: Southern Company
Project/Site: CCR - Plant Scherer Ash Pond

Job ID: 680-247253-2

Qualifiers

Rad

Qualifier	Qualifier Description
U	Result is less than the sample detection limit.

Glossary

Abbreviation	These commonly used abbreviations may or may not be present in this report.
¤	Listed under the "D" column to designate that the result is reported on a dry weight basis
%R	Percent Recovery
CFL	Contains Free Liquid
CFU	Colony Forming Unit
CNF	Contains No Free Liquid
DER	Duplicate Error Ratio (normalized absolute difference)
Dil Fac	Dilution Factor
DL	Detection Limit (DoD/DOE)
DL, RA, RE, IN	Indicates a Dilution, Re-analysis, Re-extraction, or additional Initial metals/anion analysis of the sample
DLC	Decision Level Concentration (Radiochemistry)
EDL	Estimated Detection Limit (Dioxin)
LOD	Limit of Detection (DoD/DOE)
LOQ	Limit of Quantitation (DoD/DOE)
MCL	EPA recommended "Maximum Contaminant Level"
MDA	Minimum Detectable Activity (Radiochemistry)
MDC	Minimum Detectable Concentration (Radiochemistry)
MDL	Method Detection Limit
ML	Minimum Level (Dioxin)
MPN	Most Probable Number
MQL	Method Quantitation Limit
NC	Not Calculated
ND	Not Detected at the reporting limit (or MDL or EDL if shown)
NEG	Negative / Absent
POS	Positive / Present
PQL	Practical Quantitation Limit
PRES	Presumptive
QC	Quality Control
RER	Relative Error Ratio (Radiochemistry)
RL	Reporting Limit or Requested Limit (Radiochemistry)
RPD	Relative Percent Difference, a measure of the relative difference between two points
TEF	Toxicity Equivalent Factor (Dioxin)
TEQ	Toxicity Equivalent Quotient (Dioxin)
TNTC	Too Numerous To Count

Sample Summary

Client: Southern Company
Project/Site: CCR - Plant Scherer Ash Pond

Job ID: 680-247253-2

Lab Sample ID	Client Sample ID	Matrix	Collected	Received
680-247253-1	SCH-SGWA-25	Water	02/27/24 09:40	02/28/24 11:15
680-247253-2	SCH-SGWC-14	Water	02/27/24 12:00	02/28/24 11:15
680-247253-3	SCH-SGWC-21	Water	02/27/24 15:31	02/28/24 11:15
680-247253-4	SCH-SGWC-18	Water	02/27/24 14:12	02/28/24 11:15

Job Narrative
680-247253-2

Analytical test results meet all requirements of the associated regulatory program listed on the Accreditation/Certification Summary Page unless otherwise noted under the individual analysis. Data qualifiers are applied to indicate exceptions. Noncompliant quality control (QC) is further explained in narrative comments.

- Matrix QC may not be reported if insufficient sample or site-specific QC samples were not submitted. In these situations, to demonstrate precision and accuracy at a batch level, a LCS/LCSD may be performed, unless otherwise specified in the method.
- Surrogate and/or isotope dilution analyte recoveries (if applicable) which are outside of the QC window are confirmed unless attributed to a dilution or otherwise noted in the narrative.

Receipt
The samples were received on 2/28/2024 11:15 AM. Unless otherwise noted below, the samples arrived in good condition, and, where required, properly preserved and on ice. The temperatures of the 2 coolers at receipt time were 0.7°C and 1.3°C.

Gas Flow Proportional Counter
No additional analytical or quality issues were noted, other than those described above or in the Definitions/ Glossary page.

Rad
No additional analytical or quality issues were noted, other than those described above or in the Definitions/ Glossary page.

Client Sample Results

Client: Southern Company
Project/Site: CCR - Plant Scherer Ash Pond

Job ID: 680-247253-2

Client Sample ID: SCH-SGWA-25

Lab Sample ID: 680-247253-1

Date Collected: 02/27/24 09:40
Date Received: 02/28/24 11:15

Matrix: Water

Method: SW846 9315 - Radium-226 (GFPC)

Analyte	Result	Qualifier	Count Uncert. (2σ+/-)	Total Uncert. (2σ+/-)	RL	MDC	Unit	Prepared	Analyzed	Dil Fac
Radium-226	-0.0328	U	0.0957	0.0957	1.00	0.216	pCi/L	03/06/24 07:55	04/04/24 09:46	1

Carrier	*%Yield*	*Qualifier*	*Limits*	*Prepared*	*Analyzed*	*Dil Fac*
Ba Carrier	*94.8*		*30 - 110*	*03/06/24 07:55*	*04/04/24 09:46*	*1*

Method: SW846 9320 - Radium-228 (GFPC)

Analyte	Result	Qualifier	Count Uncert. (2σ+/-)	Total Uncert. (2σ+/-)	RL	MDC	Unit	Prepared	Analyzed	Dil Fac
Radium-228	0.416	U	0.341	0.343	1.00	0.524	pCi/L	03/06/24 08:13	04/02/24 12:40	1

Carrier	*%Yield*	*Qualifier*	*Limits*	*Prepared*	*Analyzed*	*Dil Fac*
Ba Carrier	*94.8*		*30 - 110*	*03/06/24 08:13*	*04/02/24 12:40*	*1*
Y Carrier	*76.3*		*30 - 110*	*03/06/24 08:13*	*04/02/24 12:40*	*1*

Method: TAL-STL Ra226_Ra228 - Combined Radium-226 and Radium-228

Analyte	Result	Qualifier	Count Uncert. (2σ+/-)	Total Uncert. (2σ+/-)	RL	MDC	Unit	Prepared	Analyzed	Dil Fac
Combined Radium 226 + 228	0.383	U	0.354	0.356	5.00	0.524	pCi/L		04/05/24 11:11	1

Client Sample ID: SCH-SGWC-14

Lab Sample ID: 680-247253-2

Date Collected: 02/27/24 12:00
Date Received: 02/28/24 11:15

Matrix: Water

Method: SW846 9315 - Radium-226 (GFPC)

Analyte	Result	Qualifier	Count Uncert. (2σ+/-)	Total Uncert. (2σ+/-)	RL	MDC	Unit	Prepared	Analyzed	Dil Fac
Radium-226	0.0913	U	0.0979	0.0983	1.00	0.154	pCi/L	03/06/24 07:55	04/04/24 09:46	1

Carrier	*%Yield*	*Qualifier*	*Limits*	*Prepared*	*Analyzed*	*Dil Fac*
Ba Carrier	*103*		*30 - 110*	*03/06/24 07:55*	*04/04/24 09:46*	*1*

Method: SW846 9320 - Radium-228 (GFPC)

Analyte	Result	Qualifier	Count Uncert. (2σ+/-)	Total Uncert. (2σ+/-)	RL	MDC	Unit	Prepared	Analyzed	Dil Fac
Radium-228	**0.697**		0.369	0.374	1.00	0.511	pCi/L	03/06/24 08:13	04/02/24 12:40	1

Carrier	*%Yield*	*Qualifier*	*Limits*	*Prepared*	*Analyzed*	*Dil Fac*
Ba Carrier	*103*		*30 - 110*	*03/06/24 08:13*	*04/02/24 12:40*	*1*
Y Carrier	*79.6*		*30 - 110*	*03/06/24 08:13*	*04/02/24 12:40*	*1*

Client Sample Results

Client: Southern Company
Project/Site: CCR - Plant Scherer Ash Pond

Job ID: 680-247253-2

Client Sample ID: SCH-SGWC-14

Lab Sample ID: 680-247253-2
Date Collected: 02/27/24 12:00
Matrix: Water
Date Received: 02/28/24 11:15

Method: TAL-STL Ra226_Ra228 - Combined Radium-226 and Radium-228

Analyte	Result	Qualifier	Count Uncert. (2σ+/-)	Total Uncert. (2σ+/-)	RL	MDC	Unit	Prepared	Analyzed	Dil Fac
Combined Radium 226 + 228	0.788		0.382	0.387	5.00	0.511	pCi/L		04/05/24 11:11	1

Client Sample ID: SCH-SGWC-21

Lab Sample ID: 680-247253-3
Date Collected: 02/27/24 15:31
Matrix: Water
Date Received: 02/28/24 11:15

Method: SW846 9315 - Radium-226 (GFPC)

Analyte	Result	Qualifier	Count Uncert. (2σ+/-)	Total Uncert. (2σ+/-)	RL	MDC	Unit	Prepared	Analyzed	Dil Fac
Radium-226	0.0579	U	0.102	0.102	1.00	0.180	pCi/L	03/06/24 07:55	04/04/24 09:46	1

Carrier	*%Yield*	*Qualifier*	*Limits*	*Prepared*	*Analyzed*	*Dil Fac*
Ba Carrier	*102*		*30 - 110*	*03/06/24 07:55*	*04/04/24 09:46*	*1*

Method: SW846 9320 - Radium-228 (GFPC)

Analyte	Result	Qualifier	Count Uncert. (2σ+/-)	Total Uncert. (2σ+/-)	RL	MDC	Unit	Prepared	Analyzed	Dil Fac
Radium-228	2.26		0.549	0.587	1.00	0.572	pCi/L	03/06/24 08:13	04/02/24 12:40	1

Carrier	*%Yield*	*Qualifier*	*Limits*	*Prepared*	*Analyzed*	*Dil Fac*
Ba Carrier	*102*		*30 - 110*	*03/06/24 08:13*	*04/02/24 12:40*	*1*
Y Carrier	*77.0*		*30 - 110*	*03/06/24 08:13*	*04/02/24 12:40*	*1*

Method: TAL-STL Ra226_Ra228 - Combined Radium-226 and Radium-228

Analyte	Result	Qualifier	Count Uncert. (2σ+/-)	Total Uncert. (2σ+/-)	RL	MDC	Unit	Prepared	Analyzed	Dil Fac
Combined Radium 226 + 228	2.32		0.558	0.596	5.00	0.572	pCi/L		04/05/24 11:11	1

Client Sample ID: SCH-SGWC-18

Lab Sample ID: 680-247253-4
Date Collected: 02/27/24 14:12
Matrix: Water
Date Received: 02/28/24 11:15

Method: SW846 9315 - Radium-226 (GFPC)

Analyte	Result	Qualifier	Count Uncert. (2σ+/-)	Total Uncert. (2σ+/-)	RL	MDC	Unit	Prepared	Analyzed	Dil Fac
Radium-226	0.0673	U	0.134	0.134	1.00	0.237	pCi/L	03/06/24 07:55	04/04/24 09:46	1

Carrier	*%Yield*	*Qualifier*	*Limits*	*Prepared*	*Analyzed*	*Dil Fac*
Ba Carrier	*99.5*		*30 - 110*	*03/06/24 07:55*	*04/04/24 09:46*	*1*

Client Sample Results

Client: Southern Company
Project/Site: CCR - Plant Scherer Ash Pond

Job ID: 680-247253-2

Client Sample ID: SCH-SGWC-18

Lab Sample ID: 680-247253-4

Date Collected: 02/27/24 14:12
Date Received: 02/28/24 11:15

Matrix: Water

Method: SW846 9320 - Radium-228 (GFPC)

Analyte	Result	Qualifier	Count Uncert. (2σ+/-)	Total Uncert. (2σ+/-)	RL	MDC	Unit	Prepared	Analyzed	Dil Fac
Radium-228	0.524		0.342	0.345	1.00	0.504	pCi/L	03/06/24 08:13	04/02/24 12:40	1

Carrier	*%Yield*	*Qualifier*	*Limits*	*Prepared*	*Analyzed*	*Dil Fac*
Ba Carrier	*99.5*		*30 - 110*	*03/06/24 08:13*	*04/02/24 12:40*	*1*
Y Carrier	*84.5*		*30 - 110*	*03/06/24 08:13*	*04/02/24 12:40*	*1*

Method: TAL-STL Ra226_Ra228 - Combined Radium-226 and Radium-228

Analyte	Result	Qualifier	Count Uncert. (2σ+/-)	Total Uncert. (2σ+/-)	RL	MDC	Unit	Prepared	Analyzed	Dil Fac
Combined Radium 226 + 228	0.591		0.367	0.370	5.00	0.504	pCi/L		04/05/24 11:11	1

Tracer/Carrier Summary

Client: Southern Company
Project/Site: CCR - Plant Scherer Ash Pond

Job ID: 680-247253-2

Method: 9315 - Radium-226 (GFPC)

Matrix: Water **Prep Type: Total/NA**

		Percent Yield (Acceptance Limits)								
		Ba								
Lab Sample ID	Client Sample ID	(30-110)								
680-247203-A-1-B DU	Duplicate	102								
680-247253-1	SCH-SGWA-25	94.8								
680-247253-2	SCH-SGWC-14	103								
680-247253-3	SCH-SGWC-21	102								
680-247253-4	SCH-SGWC-18	99.5								
LCS 160-651156/2-A	Lab Control Sample	100								
MB 160-651156/1-A	Method Blank	102								

Tracer/Carrier Legend

Ba = Ba Carrier

Method: 9320 - Radium-228 (GFPC)

Matrix: Water **Prep Type: Total/NA**

		Percent Yield (Acceptance Limits)								
		Ba	Y							
Lab Sample ID	Client Sample ID	(30-110)	(30-110)							
680-247203-A-1-C DU	Duplicate	102	78.9							
680-247253-1	SCH-SGWA-25	94.8	76.3							
680-247253-2	SCH-SGWC-14	103	79.6							
680-247253-3	SCH-SGWC-21	102	77.0							
680-247253-4	SCH-SGWC-18	99.5	84.5							
LCS 160-651157/2-A	Lab Control Sample	100	83.0							
MB 160-651157/1-A	Method Blank	102	79.6							

Tracer/Carrier Legend

Ba = Ba Carrier

Y = Y Carrier

QC Sample Results

Client: Southern Company
Project/Site: CCR - Plant Scherer Ash Pond

Job ID: 680-247253-2

Method: 9315 - Radium-226 (GFPC)

Lab Sample ID: MB 160-651156/1-A — **Client Sample ID: Method Blank**
Matrix: Water — **Prep Type: Total/NA**
Analysis Batch: 655447 — **Prep Batch: 651156**

Analyte	MB Result	MB Qualifier	Count Uncert. (2σ+/-)	Total Uncert. (2σ+/-)	RL	MDC	Unit	Prepared	Analyzed	Dil Fac
Radium-226	-0.001237	U	0.0779	0.0779	1.00	0.166	pCi/L	03/06/24 07:55	04/04/24 09:46	1

Carrier	*MB %Yield*	*MB Qualifier*	*Limits*	*Prepared*	*Analyzed*	*Dil Fac*
Ba Carrier	*102*		*30 - 110*	*03/06/24 07:55*	*04/04/24 09:46*	*1*

Lab Sample ID: LCS 160-651156/2-A — **Client Sample ID: Lab Control Sample**
Matrix: Water — **Prep Type: Total/NA**
Analysis Batch: 655447 — **Prep Batch: 651156**

Analyte			Spike Added	LCS Result	LCS Qual	Total Uncert. (2σ+/-)	RL	MDC	Unit	%Rec	%Rec Limits		
Radium-226			11.3	10.03		1.15	1.00	0.163	pCi/L	89	75 - 125		

Carrier	*LCS %Yield*	*LCS Qualifier*	*Limits*
Ba Carrier	*100*		*30 - 110*

Lab Sample ID: 680-247203-A-1-B DU — **Client Sample ID: Duplicate**
Matrix: Water — **Prep Type: Total/NA**
Analysis Batch: 655447 — **Prep Batch: 651156**

Analyte	Sample Result	Sample Qual		DU Result	DU Qual	Total Uncert. (2σ+/-)	RL	MDC	Unit			RER	RER Limit
Radium-226	0.0227	U		0.03306	U	0.0881	1.00	0.166	pCi/L			0.06	1

Carrier	*DU %Yield*	*DU Qualifier*	*Limits*
Ba Carrier	*102*		*30 - 110*

Method: 9320 - Radium-228 (GFPC)

Lab Sample ID: MB 160-651157/1-A — **Client Sample ID: Method Blank**
Matrix: Water — **Prep Type: Total/NA**
Analysis Batch: 655001 — **Prep Batch: 651157**

Analyte	MB Result	MB Qualifier	Count Uncert. (2σ+/-)	Total Uncert. (2σ+/-)	RL	MDC	Unit	Prepared	Analyzed	Dil Fac
Radium-228	-0.03285	U	0.264	0.264	1.00	0.510	pCi/L	03/06/24 08:13	04/02/24 12:39	1

Carrier	*MB %Yield*	*MB Qualifier*	*Limits*	*Prepared*	*Analyzed*	*Dil Fac*
Ba Carrier	*102*		*30 - 110*	*03/06/24 08:13*	*04/02/24 12:39*	*1*
Y Carrier	*79.6*		*30 - 110*	*03/06/24 08:13*	*04/02/24 12:39*	*1*

Method: 9320 - Radium-228 (GFPC) (Continued)

Lab Sample ID: LCS 160-651157/2-A
Matrix: Water
Analysis Batch: 655001

Client Sample ID: Lab Control Sample
Prep Type: Total/NA
Prep Batch: 651157

Analyte			Spike Added	LCS Result	LCS Qual	Total Uncert. (2σ+/-)	RL	MDC	Unit	%Rec	%Rec Limits		
Radium-228			9.07	9.425		1.28	1.00	0.517	pCi/L	104	75 - 125		

Carrier	*LCS %Yield*	*LCS Qualifier*	*Limits*
Ba Carrier	*100*		*30 - 110*
Y Carrier	*83.0*		*30 - 110*

Lab Sample ID: 680-247203-A-1-C DU
Matrix: Water
Analysis Batch: 655001

Client Sample ID: Duplicate
Prep Type: Total/NA
Prep Batch: 651157

Analyte	Sample Result	Sample Qual		DU Result	DU Qual	Total Uncert. (2σ+/-)	RL	MDC	Unit			RER	RER Limit
Radium-228	0.335	U		0.3289	U	0.324	1.00	0.518	pCi/L			0.01	1

Carrier	*DU %Yield*	*DU Qualifier*	*Limits*
Ba Carrier	*102*		*30 - 110*
Y Carrier	*78.9*		*30 - 110*

QC Association Summary

Client: Southern Company
Project/Site: CCR - Plant Scherer Ash Pond

Job ID: 680-247253-2

Rad

Prep Batch: 651156

Lab Sample ID	Client Sample ID	Prep Type	Matrix	Method	Prep Batch
680-247253-1	SCH-SGWA-25	Total/NA	Water	PrecSep-21	
680-247253-2	SCH-SGWC-14	Total/NA	Water	PrecSep-21	
680-247253-3	SCH-SGWC-21	Total/NA	Water	PrecSep-21	
680-247253-4	SCH-SGWC-18	Total/NA	Water	PrecSep-21	
MB 160-651156/1-A	Method Blank	Total/NA	Water	PrecSep-21	
LCS 160-651156/2-A	Lab Control Sample	Total/NA	Water	PrecSep-21	
680-247203-A-1-B DU	Duplicate	Total/NA	Water	PrecSep-21	

Prep Batch: 651157

Lab Sample ID	Client Sample ID	Prep Type	Matrix	Method	Prep Batch
680-247253-1	SCH-SGWA-25	Total/NA	Water	PrecSep_0	
680-247253-2	SCH-SGWC-14	Total/NA	Water	PrecSep_0	
680-247253-3	SCH-SGWC-21	Total/NA	Water	PrecSep_0	
680-247253-4	SCH-SGWC-18	Total/NA	Water	PrecSep_0	
MB 160-651157/1-A	Method Blank	Total/NA	Water	PrecSep_0	
LCS 160-651157/2-A	Lab Control Sample	Total/NA	Water	PrecSep_0	
680-247203-A-1-C DU	Duplicate	Total/NA	Water	PrecSep_0	

Lab Chronicle

Client: Southern Company
Project/Site: CCR - Plant Scherer Ash Pond

Job ID: 680-247253-2

Client Sample ID: SCH-SGWA-25

Lab Sample ID: 680-247253-1
Date Collected: 02/27/24 09:40
Matrix: Water
Date Received: 02/28/24 11:15

Prep Type	Batch Type	Batch Method	Run	Dil Factor	Initial Amount	Final Amount	Batch Number	Prepared or Analyzed	Analyst	Lab
Total/NA	Prep	PrecSep-21			994.12 mL	1.0 g	651156	03/06/24 07:55	BMW	EET SL
Total/NA	Analysis	9315		1			655447	04/04/24 09:46	SCB	EET SL
	Instrument ID:	GFPCBLUE								
Total/NA	Prep	PrecSep_0			994.12 mL	1.0 g	651157	03/06/24 08:13	BMW	EET SL
Total/NA	Analysis	9320		1			655001	04/02/24 12:40	SCB	EET SL
	Instrument ID:	GFPCBLUE								
Total/NA	Analysis	Ra226_Ra228		1			655507	04/05/24 11:11	FLC	EET SL
	Instrument ID:	NOEQUIP								

Client Sample ID: SCH-SGWC-14

Lab Sample ID: 680-247253-2
Date Collected: 02/27/24 12:00
Matrix: Water
Date Received: 02/28/24 11:15

Prep Type	Batch Type	Batch Method	Run	Dil Factor	Initial Amount	Final Amount	Batch Number	Prepared or Analyzed	Analyst	Lab
Total/NA	Prep	PrecSep-21			995.95 mL	1.0 g	651156	03/06/24 07:55	BMW	EET SL
Total/NA	Analysis	9315		1			655447	04/04/24 09:46	SCB	EET SL
	Instrument ID:	GFPCBLUE								
Total/NA	Prep	PrecSep_0			995.95 mL	1.0 g	651157	03/06/24 08:13	BMW	EET SL
Total/NA	Analysis	9320		1			655001	04/02/24 12:40	SCB	EET SL
	Instrument ID:	GFPCBLUE								
Total/NA	Analysis	Ra226_Ra228		1			655507	04/05/24 11:11	FLC	EET SL
	Instrument ID:	NOEQUIP								

Client Sample ID: SCH-SGWC-21

Lab Sample ID: 680-247253-3
Date Collected: 02/27/24 15:31
Matrix: Water
Date Received: 02/28/24 11:15

Prep Type	Batch Type	Batch Method	Run	Dil Factor	Initial Amount	Final Amount	Batch Number	Prepared or Analyzed	Analyst	Lab
Total/NA	Prep	PrecSep-21			1001.02 mL	1.0 g	651156	03/06/24 07:55	BMW	EET SL
Total/NA	Analysis	9315		1			655447	04/04/24 09:46	SCB	EET SL
	Instrument ID:	GFPCBLUE								
Total/NA	Prep	PrecSep_0			1001.02 mL	1.0 g	651157	03/06/24 08:13	BMW	EET SL
Total/NA	Analysis	9320		1			655001	04/02/24 12:40	SCB	EET SL
	Instrument ID:	GFPCBLUE								
Total/NA	Analysis	Ra226_Ra228		1			655507	04/05/24 11:11	FLC	EET SL
	Instrument ID:	NOEQUIP								

Client Sample ID: SCH-SGWC-18

Lab Sample ID: 680-247253-4
Date Collected: 02/27/24 14:12
Matrix: Water
Date Received: 02/28/24 11:15

Prep Type	Batch Type	Batch Method	Run	Dil Factor	Initial Amount	Final Amount	Batch Number	Prepared or Analyzed	Analyst	Lab
Total/NA	Prep	PrecSep-21			1001.64 mL	1.0 g	651156	03/06/24 07:55	BMW	EET SL
Total/NA	Analysis	9315		1			655447	04/04/24 09:46	SCB	EET SL
	Instrument ID:	GFPCBLUE								

Lab Chronicle

Client: Southern Company
Project/Site: CCR - Plant Scherer Ash Pond

Job ID: 680-247253-2

Client Sample ID: SCH-SGWC-18

Date Collected: 02/27/24 14:12
Date Received: 02/28/24 11:15

Lab Sample ID: 680-247253-4

Matrix: Water

Prep Type	Batch Type	Batch Method	Run	Dil Factor	Initial Amount	Final Amount	Batch Number	Prepared or Analyzed	Analyst	Lab
Total/NA	Prep	PrecSep_0			1001.64 mL	1.0 g	651157	03/06/24 08:13	BMW	EET SL
Total/NA	Analysis	9320		1			655001	04/02/24 12:40	SCB	EET SL
	Instrument ID:	GFPCBLUE								
Total/NA	Analysis	Ra226_Ra228		1			655507	04/05/24 11:11	FLC	EET SL
	Instrument ID:	NOEQUIP								

Laboratory References:

EET SL = Eurofins St. Louis, 13715 Rider Trail North, Earth City, MO 63045, TEL (314)298-8566

Accreditation/Certification Summary

Client: Southern Company
Project/Site: CCR - Plant Scherer Ash Pond

Job ID: 680-247253-2

Laboratory: Eurofins St. Louis

The accreditations/certifications listed below are applicable to this report.

Authority	Program	Identification Number	Expiration Date
Florida	NELAP	E87689	06-30-24

Method Summary

Client: Southern Company
Project/Site: CCR - Plant Scherer Ash Pond

Job ID: 680-247253-2

Method	Method Description	Protocol	Laboratory
9315	Radium-226 (GFPC)	SW846	EET SL
9320	Radium-228 (GFPC)	SW846	EET SL
Ra226_Ra228	Combined Radium-226 and Radium-228	TAL-STL	EET SL
PrecSep_0	Preparation, Precipitate Separation	None	EET SL
PrecSep-21	Preparation, Precipitate Separation (21-Day In-Growth)	None	EET SL

Protocol References:

None = None

SW846 = "Test Methods For Evaluating Solid Waste, Physical/Chemical Methods", Third Edition, November 1986 And Its Updates.

TAL-STL = TestAmerica Laboratories, St. Louis, Facility Standard Operating Procedure.

Laboratory References:

EET SL = Eurofins St. Louis, 13715 Rider Trail North, Earth City, MO 63045, TEL (314)298-8566

Eurofins Savannah
5102 LaRoche Avenue
Savannah, GA 31404
Phone (912) 354-7858 Phone (912) 352-0165

Chain of Custody Record

eurofins | Environment Testing

Client Information	Sampler(s): Mark Mann	Lab PM / Phone: David Fuller / 770-344-8986	Carrier Tracking No(s):	COC No:
Client Contact: Joju Abraham	Site-Project Manager / Phone: Dawn Prell / 248-536-5445	E-Mail: David.Fuller@et.eurofinsus.com	State of Origin: GA	Page: Page 1 of 1
Company: Southern Company				Job #:
Address: 241 Ralph McGill Blvd SE B10185	Due Date Requested:			
City: Atlanta	TAT Requested (business days): 2 weeks			
State, Zip: GA, 30308	Compliance Project: Δ Yes Δ No			
Phone:	Lab Project #: (DO NOT REMOVE) 68027798			
Email: JAbraham@southernco.com	Lab PO #: GPC82130-0003 / PO Line #1			
Project Name: CCR - Plant Scherer Ash Pond	Project #:			
Site:				

Analysis Requested

Preservation Codes:
A - HCL
B - NaOH
C - Zn Acetate
D - Nitric Acid
E - NaHSO4
F - MeOH
G - Amchlor
H - Ascorbic Acid
I - Ice
J - DI Water
K - EDTA
L - EDA
M - Hexane
N - None
O - AsNaO2
P - Na2O4S
Q - Na2SO3
R - Na2S2O3
S - H2SO4
T - TSP Dodecahydrate
U - Acetone
V - MCAA
W - pH 4-5
Y - Trizma
Z - other (specify)
Other:

Task_Code: SCH-CCR-ASSMT-2024S1

Special Instructions/Notes:

Sample Identification	Sample Date	Sample Time	Sample Type (C=comp, G=grab)	Matrix (W=water, S=solid, O=waste/oil, BT=Tissue, A=Air)	Field Filtered Sample (Yes or No)	Perform MS/MSD (Yes or No)	300_ORGFM_28D - Chloride, Fluoride, Sulfate	2540C - Solids, Total Dissolved (TDS)	6020B - App III and IV w/ Fe, Mg, Mn, Na, K	7470A - App IV Mercury	9034 - Sulfide (FILL BOTTLES COMPLETELY)	2320B - Alkalinity, Total, Carb/Bicarb	9315_Ra226 - Radium 226	9320_Ra228 - Radium 228	Ra226Ra228_GFPC - Combined Radium 226 and 228					Total Number of containers	
			Preservation Code:				N	N	D	D	CB	N	D	D	D						
SCH-SGWA-25	2/27/24	9:40	G	WG	N	N	X	X	X	X	X	X	X	X	X					8	
SCH-SGWC-14	2/27/24	12:00	G	WG	N	N	X	X	X	X	X	X	X	X	X					8	
SCH-SGWC-21	2/27/24	15:31	G	WG	N	N	X	X	X	X	X	X	X	X	X					8	
SCH-SGWC-18	2/27/24	14:12	G	WG	N	N	X	X	X	X	X	X	X	X	X					8	

680-247253 Chain of Custody

Possible Hazard Identification
☐ *Non-Hazard* ☐ *Flammable* ☐ *Skin Irritant* ☐ *Poison B* ☐ *Unknown* ☐ *Radiological*

Sample Disposal (A fee may be assessed if samples are retained longer than 1 month)
☐ *Return To Client* ☐ *Disposal By Lab* ☐ *Archive For* _____ *Months*

Deliverable Requested: I, II, III, IV, Other (specify)

Special Instructions/QC Requirements:

Empty Kit Relinquished by:	Date:	Time:	Method of Shipment:		
Relinquished by: MARK MANN / [signature]	Date/Time: 02/28/24 0815	Company: WSP	Received by: MIKE GEMMICE	Date/Time: 2/28/24 8:15 AM	Company
Relinquished by:	Date/Time:	Company	Received by:	Date/Time:	Company
Relinquished by:	Date/Time:	Company	Received by: [signature]	Date/Time: 2/28/24 1115	Company: Eurofins

Custody Seals Intact: Δ Yes Δ No	Custody Seal No.:	Cooler Temperature(s) °C and Other Remarks: 0.7/0.7 1.3/1.3

Ver: 01/16/2019 4/5/2024

Eurofins Savannah
5102 LaRoche Avenue
Savannah, GA 31404
Phone: 912-354-7858 Fax: 912-352-0165

Chain of Custody Record

eurofins | Environment Testing

Client Information (Sub Contract Lab)
Client Contact: Shipping/Receiving
Company: TestAmerica Laboratories, Inc.
Address: 13715 Rider Trail North,
City: Earth City
State, Zip: MO, 63045
Phone: 314-298-8566(Tel) 314-298-8757(Fax)
Email:
Project Name: CCR - Plant Scherer Ash Pond
Site:

Sampler:
Phone:
Due Date Requested: 3/28/2024
TAT Requested (days):
PO #:
WO #:
Project #: 68027798
SSOW#:

Lab PM: Fuller, David
E-Mail: David.Fuller@et.eurofinsus.com
Carrier Tracking No(s):
State of Origin: Georgia
Accreditations Required (See note): NELAP - Florida; State - Georgia

COC No: 680-764833.1
Page: Page 1 of 1
Job #: 680-247253-2

Analysis Requested

Sample Identification - Client ID (Lab ID)	Sample Date	Sample Time	Sample Type (C=comp, G=grab)	Matrix (W=water, S=solid, O=waste/oil, BT=Tissue, A=Air)	Field Filtered Sample (Yes or No)	Perform MS/MSD (Yes or No)	9315_Ra226/PrecSep_21 Radium-226 (GFPC) - 21 day decay	9320_Ra228/PrecSep_0 Radium-228 (GFPC)	Ra226Ra228_GFPC/ Combined Radium-226 and Radium-228	Total Number of containers	Special Instructions/Note:
			Preservation Code:								
SCH-SGWA-25 (680-247253-1)	2/27/24	09:40 Eastern		Water			X	X	X	2	
SCH-SGWA-14 (680-247253-2)	2/27/24	12:00 Eastern		Water			X	X	X	2	
SCH-SGWA-21 (680-247253-3)	2/27/24	15:31 Eastern		Water			X	X	X	2	
SCH-SGWA-18 (680-247253-4)	2/27/24	14:12 Eastern		Water			X	X	X	2	

Preservation Codes:
A - HCL
B - NaOH
C - Zn Acetate
D - Nitric Acid
E - NaHSO4
F - MeOH
G - Amchlor
H - Ascorbic Acid
I - Ice
J - DI Water
K - EDTA
L - EDA
M - Hexane
N - None
O - AsNaO2
P - Na2O4S
Q - Na2SO3
R - Na2S2O3
S - H2SO4
T - TSP Dodecahydrate
U - Acetone
V - MCAA
W - pH 4-5
Y - Trizma
Z - other (specify)
Other:

Note: Since laboratory accreditations are subject to change, Eurofins Environment Testing Southeast, LLC places the ownership of method, analyte & accreditation compliance upon our subcontract laboratories. This sample shipment is forwarded under chain-of-custody. If the laboratory does not currently maintain accreditation in the State of Origin listed above for analysis/tests/matrix being analyzed, the samples must be shipped back to the Eurofins Environment Testing Southeast, LLC laboratory or other instructions will be provided. Any changes to accreditation status should be brought to Eurofins Environment Testing Southeast, LLC attention immediately. If all requested accreditations are current to date, return the signed Chain of Custody attesting to said compliance to Eurofins Environment Testing Southeast, LLC.

Possible Hazard Identification
Unconfirmed
Deliverable Requested: I, II, III, IV, Other (specify) Primary Deliverable Rank: 2

Sample Disposal (A fee may be assessed if samples are retained longer than 1 month)
☐ *Return To Client* ☐ *Disposal By Lab* ☐ *Archive For* _____ *Months*
Special Instructions/QC Requirements:

Empty Kit Relinquished by: Date: Time: Method of Shipment:

Relinquished by	Date/Time	Company	Received by	Date/Time	Company
[signature]	2·28·24 1700	TA			
Relinquished by:	Date/Time:	Company	Received by: M. Pinette	Date/Time: FEB 29 20240830	Company
Relinquished by	Date/Time:	Company	Received by:	Date/Time:	Company

Custody Seals Intact: Δ Yes Δ No
Custody Seal No.:
Cooler Temperature(s) °C and Other Remarks:

Ver: 06/08/2021

Login Sample Receipt Checklist

Client: Southern Company

Job Number: 680-247253-2

Login Number: 247253

List Source: Eurofins Savannah

List Number: 1

Creator: Munro, Caroline

Question	Answer	Comment
Radioactivity wasn't checked or is </= background as measured by a survey meter.	N/A	
The cooler's custody seal, if present, is intact.	True	
Sample custody seals, if present, are intact.	True	
The cooler or samples do not appear to have been compromised or tampered with.	True	
Samples were received on ice.	True	
Cooler Temperature is acceptable.	True	
Cooler Temperature is recorded.	True	
COC is present.	True	
COC is filled out in ink and legible.	True	
COC is filled out with all pertinent information.	True	
Is the Field Sampler's name present on COC?	True	
There are no discrepancies between the containers received and the COC.	True	
Samples are received within Holding Time (excluding tests with immediate HTs)	True	
Sample containers have legible labels.	True	
Containers are not broken or leaking.	True	
Sample collection date/times are provided.	True	
Appropriate sample containers are used.	True	
Sample bottles are completely filled.	True	
Sample Preservation Verified.	N/A	
There is sufficient vol. for all requested analyses, incl. any requested MS/MSDs	True	
Containers requiring zero headspace have no headspace or bubble is <6mm (1/4").	N/A	
Multiphasic samples are not present.	True	
Samples do not require splitting or compositing.	True	
Residual Chlorine Checked.	N/A	

Login Sample Receipt Checklist

Client: Southern Company

Job Number: 680-247253-2

Login Number: 247253
List Number: 2
Creator: Pinette, Meadow L

List Source: Eurofins St. Louis
List Creation: 02/29/24 02:02 PM

Question	Answer	Comment
Radioactivity wasn't checked or is </= background as measured by a survey meter.	True	
The cooler's custody seal, if present, is intact.	True	
Sample custody seals, if present, are intact.	True	
The cooler or samples do not appear to have been compromised or tampered with.	True	
Samples were received on ice.	N/A	
Cooler Temperature is acceptable.	True	
Cooler Temperature is recorded.	True	
COC is present.	True	
COC is filled out in ink and legible.	True	
COC is filled out with all pertinent information.	True	
Is the Field Sampler's name present on COC?	True	
There are no discrepancies between the containers received and the COC.	True	
Samples are received within Holding Time (excluding tests with immediate HTs)	True	
Sample containers have legible labels.	True	
Containers are not broken or leaking.	True	
Sample collection date/times are provided.	True	
Appropriate sample containers are used.	True	
Sample bottles are completely filled.	True	
Sample Preservation Verified.	True	
There is sufficient vol. for all requested analyses, incl. any requested MS/MSDs	True	
Containers requiring zero headspace have no headspace or bubble is <6mm (1/4").	N/A	
Multiphasic samples are not present.	True	
Samples do not require splitting or compositing.	True	
Residual Chlorine Checked.	N/A	

eurofins | Environment Testing

ANALYTICAL REPORT

PREPARED FOR

Attn: Joju Abraham
Southern Company
241 Ralph McGill Blvd SE
B10185
Atlanta, Georgia 30308

Generated 3/27/2024 9:31:41 AM

JOB DESCRIPTION

CCR - Plant Scherer Ash Pond Assessment

JOB NUMBER

680-247265-2

Eurofins Savannah
5102 LaRoche Avenue
Savannah GA 31404

See page two for job notes and contact information.

my EOL

Eurofins Savannah

Job Notes

This report may not be reproduced except in full, and with written approval from the laboratory. The results relate only to the samples tested. For questions please contact the Project Manager at the e-mail address or telephone number listed on this page.

The test results in this report relate only to the samples as received by the laboratory and will meet all requirements of the methodology, with any exceptions noted. This report shall not be reproduced except in full, without the express written approval of the laboratory. All questions should be directed to the Eurofins Environment Testing Southeast, LLC Project Manager.

Authorization

Generated
3/27/2024 9:31:41 AM

Authorized for release by
David Fuller, Project Manager
David.Fuller@et.eurofinsus.com
(770)344-8986

Definitions/Glossary

Client: Southern Company
Job ID: 680-247265-2
Project/Site: CCR - Plant Scherer Ash Pond Assessment

Qualifiers

Rad

Qualifier	Qualifier Description
U	Result is less than the sample detection limit.

Glossary

Abbreviation	These commonly used abbreviations may or may not be present in this report.
¤	Listed under the "D" column to designate that the result is reported on a dry weight basis
%R	Percent Recovery
CFL	Contains Free Liquid
CFU	Colony Forming Unit
CNF	Contains No Free Liquid
DER	Duplicate Error Ratio (normalized absolute difference)
Dil Fac	Dilution Factor
DL	Detection Limit (DoD/DOE)
DL, RA, RE, IN	Indicates a Dilution, Re-analysis, Re-extraction, or additional Initial metals/anion analysis of the sample
DLC	Decision Level Concentration (Radiochemistry)
EDL	Estimated Detection Limit (Dioxin)
LOD	Limit of Detection (DoD/DOE)
LOQ	Limit of Quantitation (DoD/DOE)
MCL	EPA recommended "Maximum Contaminant Level"
MDA	Minimum Detectable Activity (Radiochemistry)
MDC	Minimum Detectable Concentration (Radiochemistry)
MDL	Method Detection Limit
ML	Minimum Level (Dioxin)
MPN	Most Probable Number
MQL	Method Quantitation Limit
NC	Not Calculated
ND	Not Detected at the reporting limit (or MDL or EDL if shown)
NEG	Negative / Absent
POS	Positive / Present
PQL	Practical Quantitation Limit
PRES	Presumptive
QC	Quality Control
RER	Relative Error Ratio (Radiochemistry)
RL	Reporting Limit or Requested Limit (Radiochemistry)
RPD	Relative Percent Difference, a measure of the relative difference between two points
TEF	Toxicity Equivalent Factor (Dioxin)
TEQ	Toxicity Equivalent Quotient (Dioxin)
TNTC	Too Numerous To Count

Sample Summary

Client: Southern Company
Project/Site: CCR - Plant Scherer Ash Pond Assessment

Job ID: 680-247265-2

Lab Sample ID	Client Sample ID	Matrix	Collected	Received
680-247265-1	SCH-PZ-41S	Water	02/27/24 09:37	02/28/24 11:15
680-247265-2	SCH-AP1-FB-3	Water	02/27/24 10:15	02/28/24 11:15
680-247265-3	SCH-PZ-43S	Water	02/27/24 16:31	02/28/24 11:15
680-247265-4	SCH-AP1-EB-4	Water	02/27/24 16:45	02/28/24 11:15
680-247265-5	SCH-PZ-42I	Water	02/27/24 13:35	02/28/24 11:15
680-247265-6	SCH-PZ-39S	Water	02/27/24 15:00	02/28/24 11:15
680-247265-7	SCH-AP1-FB-4	Water	02/27/24 15:50	02/28/24 11:15
680-247265-8	SCH-PZ-40I	Water	02/27/24 15:08	02/28/24 11:15
680-247265-9	SCH-AP1-FD-4	Water	02/27/24 00:00	02/28/24 11:15

Job Narrative
680-247265-2

Analytical test results meet all requirements of the associated regulatory program listed on the Accreditation/Certification Summary Page unless otherwise noted under the individual analysis. Data qualifiers are applied to indicate exceptions. Noncompliant quality control (QC) is further explained in narrative comments.

- Matrix QC may not be reported if insufficient sample or site-specific QC samples were not submitted. In these situations, to demonstrate precision and accuracy at a batch level, a LCS/LCSD may be performed, unless otherwise specified in the method.
- Surrogate and/or isotope dilution analyte recoveries (if applicable) which are outside of the QC window are confirmed unless attributed to a dilution or otherwise noted in the narrative.

Receipt
The samples were received on 2/28/2024 11:15 AM. Unless otherwise noted below, the samples arrived in good condition, and, where required, properly preserved and on ice. The temperatures of the 3 coolers at receipt time were 0.5°C, 0.6°C and 0.7°C.

Gas Flow Proportional Counter
No additional analytical or quality issues were noted, other than those described above or in the Definitions/ Glossary page.

Rad
No additional analytical or quality issues were noted, other than those described above or in the Definitions/ Glossary page.

Client Sample Results

Client: Southern Company
Project/Site: CCR - Plant Scherer Ash Pond Assessment

Job ID: 680-247265-2

Client Sample ID: SCH-PZ-41S

Lab Sample ID: 680-247265-1
Date Collected: 02/27/24 09:37
Matrix: Water
Date Received: 02/28/24 11:15

Method: SW846 9315 - Radium-226 (GFPC)

Analyte	Result	Qualifier	Count Uncert. (2σ+/-)	Total Uncert. (2σ+/-)	RL	MDC	Unit	Prepared	Analyzed	Dil Fac
Radium-226	0.00518	U	0.0613	0.0613	1.00	0.129	pCi/L	03/01/24 11:13	03/26/24 07:31	1

Carrier	*%Yield*	*Qualifier*	*Limits*	*Prepared*	*Analyzed*	*Dil Fac*
Ba Carrier	*89.1*		*30 - 110*	*03/01/24 11:13*	*03/26/24 07:31*	*1*

Method: SW846 9320 - Radium-228 (GFPC)

Analyte	Result	Qualifier	Count Uncert. (2σ+/-)	Total Uncert. (2σ+/-)	RL	MDC	Unit	Prepared	Analyzed	Dil Fac
Radium-228	0.0610	U	0.332	0.332	1.00	0.607	pCi/L	03/01/24 11:19	03/22/24 11:55	1

Carrier	*%Yield*	*Qualifier*	*Limits*	*Prepared*	*Analyzed*	*Dil Fac*
Ba Carrier	*89.1*		*30 - 110*	*03/01/24 11:19*	*03/22/24 11:55*	*1*
Y Carrier	*77.8*		*30 - 110*	*03/01/24 11:19*	*03/22/24 11:55*	*1*

Method: TAL-STL Ra226_Ra228 - Combined Radium-226 and Radium-228

Analyte	Result	Qualifier	Count Uncert. (2σ+/-)	Total Uncert. (2σ+/-)	RL	MDC	Unit	Prepared	Analyzed	Dil Fac
Combined Radium 226 + 228	0.0662	U	0.338	0.338	5.00	0.607	pCi/L		03/26/24 16:04	1

Client Sample ID: SCH-AP1-FB-3

Lab Sample ID: 680-247265-2
Date Collected: 02/27/24 10:15
Matrix: Water
Date Received: 02/28/24 11:15

Method: SW846 9315 - Radium-226 (GFPC)

Analyte	Result	Qualifier	Count Uncert. (2σ+/-)	Total Uncert. (2σ+/-)	RL	MDC	Unit	Prepared	Analyzed	Dil Fac
Radium-226	-0.0103	U	0.0720	0.0720	1.00	0.154	pCi/L	03/01/24 11:13	03/26/24 07:46	1

Carrier	*%Yield*	*Qualifier*	*Limits*	*Prepared*	*Analyzed*	*Dil Fac*
Ba Carrier	*90.9*		*30 - 110*	*03/01/24 11:13*	*03/26/24 07:46*	*1*

Method: SW846 9320 - Radium-228 (GFPC)

Analyte	Result	Qualifier	Count Uncert. (2σ+/-)	Total Uncert. (2σ+/-)	RL	MDC	Unit	Prepared	Analyzed	Dil Fac
Radium-228	0.229	U	0.328	0.329	1.00	0.553	pCi/L	03/01/24 11:19	03/22/24 11:56	1

Carrier	*%Yield*	*Qualifier*	*Limits*	*Prepared*	*Analyzed*	*Dil Fac*
Ba Carrier	*90.9*		*30 - 110*	*03/01/24 11:19*	*03/22/24 11:56*	*1*
Y Carrier	*80.7*		*30 - 110*	*03/01/24 11:19*	*03/22/24 11:56*	*1*

Client Sample Results

Client: Southern Company
Project/Site: CCR - Plant Scherer Ash Pond Assessment

Job ID: 680-247265-2

Client Sample ID: SCH-AP1-FB-3

Lab Sample ID: 680-247265-2
Matrix: Water

Date Collected: 02/27/24 10:15
Date Received: 02/28/24 11:15

Method: TAL-STL Ra226_Ra228 - Combined Radium-226 and Radium-228

Analyte	Result	Qualifier	Count Uncert. (2σ+/-)	Total Uncert. (2σ+/-)	RL	MDC	Unit	Prepared	Analyzed	Dil Fac
Combined Radium 226 + 228	0.218	U	0.336	0.337	5.00	0.553	pCi/L		03/26/24 16:04	1

Client Sample ID: SCH-PZ-43S

Lab Sample ID: 680-247265-3
Matrix: Water

Date Collected: 02/27/24 16:31
Date Received: 02/28/24 11:15

Method: SW846 9315 - Radium-226 (GFPC)

Analyte	Result	Qualifier	Count Uncert. (2σ+/-)	Total Uncert. (2σ+/-)	RL	MDC	Unit	Prepared	Analyzed	Dil Fac
Radium-226	0.121	U	0.105	0.105	1.00	0.158	pCi/L	03/01/24 11:13	03/26/24 07:46	1

Carrier	*%Yield*	*Qualifier*	*Limits*	*Prepared*	*Analyzed*	*Dil Fac*
Ba Carrier	*90.9*		*30 - 110*	*03/01/24 11:13*	*03/26/24 07:46*	*1*

Method: SW846 9320 - Radium-228 (GFPC)

Analyte	Result	Qualifier	Count Uncert. (2σ+/-)	Total Uncert. (2σ+/-)	RL	MDC	Unit	Prepared	Analyzed	Dil Fac
Radium-228	0.396	U	0.349	0.350	1.00	0.547	pCi/L	03/01/24 11:19	03/22/24 11:56	1

Carrier	*%Yield*	*Qualifier*	*Limits*	*Prepared*	*Analyzed*	*Dil Fac*
Ba Carrier	*90.9*		*30 - 110*	*03/01/24 11:19*	*03/22/24 11:56*	*1*
Y Carrier	*80.4*		*30 - 110*	*03/01/24 11:19*	*03/22/24 11:56*	*1*

Method: TAL-STL Ra226_Ra228 - Combined Radium-226 and Radium-228

Analyte	Result	Qualifier	Count Uncert. (2σ+/-)	Total Uncert. (2σ+/-)	RL	MDC	Unit	Prepared	Analyzed	Dil Fac
Combined Radium 226 + 228	0.518	U	0.364	0.365	5.00	0.547	pCi/L		03/26/24 16:04	1

Client Sample ID: SCH-AP1-EB-4

Lab Sample ID: 680-247265-4
Matrix: Water

Date Collected: 02/27/24 16:45
Date Received: 02/28/24 11:15

Method: SW846 9315 - Radium-226 (GFPC)

Analyte	Result	Qualifier	Count Uncert. (2σ+/-)	Total Uncert. (2σ+/-)	RL	MDC	Unit	Prepared	Analyzed	Dil Fac
Radium-226	0.0444	U	0.0900	0.0900	1.00	0.160	pCi/L	03/01/24 11:13	03/26/24 07:46	1

Carrier	*%Yield*	*Qualifier*	*Limits*	*Prepared*	*Analyzed*	*Dil Fac*
Ba Carrier	*102*		*30 - 110*	*03/01/24 11:13*	*03/26/24 07:46*	*1*

Client Sample Results

Client: Southern Company
Project/Site: CCR - Plant Scherer Ash Pond Assessment

Job ID: 680-247265-2

Client Sample ID: SCH-AP1-EB-4

Lab Sample ID: 680-247265-4

Date Collected: 02/27/24 16:45
Matrix: Water
Date Received: 02/28/24 11:15

Method: SW846 9320 - Radium-228 (GFPC)

Analyte	Result	Qualifier	Count Uncert. (2σ+/-)	Total Uncert. (2σ+/-)	RL	MDC	Unit	Prepared	Analyzed	Dil Fac
Radium-228	0.281	U	0.292	0.293	1.00	0.472	pCi/L	03/01/24 11:19	03/22/24 11:56	1

Carrier	*%Yield*	*Qualifier*	*Limits*	*Prepared*	*Analyzed*	*Dil Fac*
Ba Carrier	*102*		*30 - 110*	*03/01/24 11:19*	*03/22/24 11:56*	*1*
Y Carrier	*82.2*		*30 - 110*	*03/01/24 11:19*	*03/22/24 11:56*	*1*

Method: TAL-STL Ra226_Ra228 - Combined Radium-226 and Radium-228

Analyte	Result	Qualifier	Count Uncert. (2σ+/-)	Total Uncert. (2σ+/-)	RL	MDC	Unit	Prepared	Analyzed	Dil Fac
Combined Radium 226 + 228	0.326	U	0.306	0.307	5.00	0.472	pCi/L		03/26/24 16:08	1

Client Sample ID: SCH-PZ-42I

Lab Sample ID: 680-247265-5

Date Collected: 02/27/24 13:35
Matrix: Water
Date Received: 02/28/24 11:15

Method: SW846 9315 - Radium-226 (GFPC)

Analyte	Result	Qualifier	Count Uncert. (2σ+/-)	Total Uncert. (2σ+/-)	RL	MDC	Unit	Prepared	Analyzed	Dil Fac
Radium-226	-0.00198	U	0.0625	0.0625	1.00	0.134	pCi/L	03/01/24 11:13	03/26/24 07:46	1

Carrier	*%Yield*	*Qualifier*	*Limits*	*Prepared*	*Analyzed*	*Dil Fac*
Ba Carrier	*96.7*		*30 - 110*	*03/01/24 11:13*	*03/26/24 07:46*	*1*

Method: SW846 9320 - Radium-228 (GFPC)

Analyte	Result	Qualifier	Count Uncert. (2σ+/-)	Total Uncert. (2σ+/-)	RL	MDC	Unit	Prepared	Analyzed	Dil Fac
Radium-228	0.118	U	0.299	0.299	1.00	0.529	pCi/L	03/01/24 11:19	03/22/24 11:56	1

Carrier	*%Yield*	*Qualifier*	*Limits*	*Prepared*	*Analyzed*	*Dil Fac*
Ba Carrier	*96.7*		*30 - 110*	*03/01/24 11:19*	*03/22/24 11:56*	*1*
Y Carrier	*84.5*		*30 - 110*	*03/01/24 11:19*	*03/22/24 11:56*	*1*

Method: TAL-STL Ra226_Ra228 - Combined Radium-226 and Radium-228

Analyte	Result	Qualifier	Count Uncert. (2σ+/-)	Total Uncert. (2σ+/-)	RL	MDC	Unit	Prepared	Analyzed	Dil Fac
Combined Radium 226 + 228	0.116	U	0.305	0.305	5.00	0.529	pCi/L		03/26/24 16:08	1

Client Sample Results

Client: Southern Company
Project/Site: CCR - Plant Scherer Ash Pond Assessment

Job ID: 680-247265-2

Client Sample ID: SCH-PZ-39S

Lab Sample ID: 680-247265-6
Matrix: Water

Date Collected: 02/27/24 15:00
Date Received: 02/28/24 11:15

Method: SW846 9315 - Radium-226 (GFPC)

Analyte	Result	Qualifier	Count Uncert. (2σ+/-)	Total Uncert. (2σ+/-)	RL	MDC	Unit	Prepared	Analyzed	Dil Fac
Radium-226	0.00587	U	0.0815	0.0815	1.00	0.166	pCi/L	03/01/24 11:13	03/26/24 07:45	1

Carrier	*%Yield*	*Qualifier*	*Limits*	*Prepared*	*Analyzed*	*Dil Fac*
Ba Carrier	*78.2*		*30 - 110*	*03/01/24 11:13*	*03/26/24 07:45*	*1*

Method: SW846 9320 - Radium-228 (GFPC)

Analyte	Result	Qualifier	Count Uncert. (2σ+/-)	Total Uncert. (2σ+/-)	RL	MDC	Unit	Prepared	Analyzed	Dil Fac
Radium-228	0.497	U	0.384	0.387	1.00	0.585	pCi/L	03/01/24 11:19	03/22/24 11:56	1

Carrier	*%Yield*	*Qualifier*	*Limits*	*Prepared*	*Analyzed*	*Dil Fac*
Ba Carrier	*78.2*		*30 - 110*	*03/01/24 11:19*	*03/22/24 11:56*	*1*
Y Carrier	*85.6*		*30 - 110*	*03/01/24 11:19*	*03/22/24 11:56*	*1*

Method: TAL-STL Ra226_Ra228 - Combined Radium-226 and Radium-228

Analyte	Result	Qualifier	Count Uncert. (2σ+/-)	Total Uncert. (2σ+/-)	RL	MDC	Unit	Prepared	Analyzed	Dil Fac
Combined Radium 226 + 228	0.503	U	0.393	0.395	5.00	0.585	pCi/L		03/26/24 16:08	1

Client Sample ID: SCH-AP1-FB-4

Lab Sample ID: 680-247265-7
Matrix: Water

Date Collected: 02/27/24 15:50
Date Received: 02/28/24 11:15

Method: SW846 9315 - Radium-226 (GFPC)

Analyte	Result	Qualifier	Count Uncert. (2σ+/-)	Total Uncert. (2σ+/-)	RL	MDC	Unit	Prepared	Analyzed	Dil Fac
Radium-226	0.0570	U	0.113	0.113	1.00	0.201	pCi/L	03/01/24 11:13	03/26/24 07:45	1

Carrier	*%Yield*	*Qualifier*	*Limits*	*Prepared*	*Analyzed*	*Dil Fac*
Ba Carrier	*86.3*		*30 - 110*	*03/01/24 11:13*	*03/26/24 07:45*	*1*

Method: SW846 9320 - Radium-228 (GFPC)

Analyte	Result	Qualifier	Count Uncert. (2σ+/-)	Total Uncert. (2σ+/-)	RL	MDC	Unit	Prepared	Analyzed	Dil Fac
Radium-228	0.279	U	0.317	0.318	1.00	0.519	pCi/L	03/01/24 11:19	03/22/24 11:56	1

Carrier	*%Yield*	*Qualifier*	*Limits*	*Prepared*	*Analyzed*	*Dil Fac*
Ba Carrier	*86.3*		*30 - 110*	*03/01/24 11:19*	*03/22/24 11:56*	*1*
Y Carrier	*84.5*		*30 - 110*	*03/01/24 11:19*	*03/22/24 11:56*	*1*

Client Sample Results

Client: Southern Company
Project/Site: CCR - Plant Scherer Ash Pond Assessment

Job ID: 680-247265-2

Client Sample ID: SCH-AP1-FB-4

Lab Sample ID: 680-247265-7
Date Collected: 02/27/24 15:50
Matrix: Water
Date Received: 02/28/24 11:15

Method: TAL-STL Ra226_Ra228 - Combined Radium-226 and Radium-228

Analyte	Result	Qualifier	Count Uncert. (2σ+/-)	Total Uncert. (2σ+/-)	RL	MDC	Unit	Prepared	Analyzed	Dil Fac
Combined Radium 226 + 228	0.336	U	0.337	0.337	5.00	0.519	pCi/L		03/26/24 16:08	1

Client Sample ID: SCH-PZ-40I

Lab Sample ID: 680-247265-8
Date Collected: 02/27/24 15:08
Matrix: Water
Date Received: 02/28/24 11:15

Method: SW846 9315 - Radium-226 (GFPC)

Analyte	Result	Qualifier	Count Uncert. (2σ+/-)	Total Uncert. (2σ+/-)	RL	MDC	Unit	Prepared	Analyzed	Dil Fac
Radium-226	0.0595	U	0.0766	0.0768	1.00	0.127	pCi/L	03/01/24 11:13	03/26/24 07:45	1

Carrier	*%Yield*	*Qualifier*	*Limits*	*Prepared*	*Analyzed*	*Dil Fac*
Ba Carrier	*99.2*		*30 - 110*	*03/01/24 11:13*	*03/26/24 07:45*	*1*

Method: SW846 9320 - Radium-228 (GFPC)

Analyte	Result	Qualifier	Count Uncert. (2σ+/-)	Total Uncert. (2σ+/-)	RL	MDC	Unit	Prepared	Analyzed	Dil Fac
Radium-228	**1.82**		0.487	0.515	1.00	0.522	pCi/L	03/01/24 11:19	03/22/24 11:56	1

Carrier	*%Yield*	*Qualifier*	*Limits*	*Prepared*	*Analyzed*	*Dil Fac*
Ba Carrier	*99.2*		*30 - 110*	*03/01/24 11:19*	*03/22/24 11:56*	*1*
Y Carrier	*81.9*		*30 - 110*	*03/01/24 11:19*	*03/22/24 11:56*	*1*

Method: TAL-STL Ra226_Ra228 - Combined Radium-226 and Radium-228

Analyte	Result	Qualifier	Count Uncert. (2σ+/-)	Total Uncert. (2σ+/-)	RL	MDC	Unit	Prepared	Analyzed	Dil Fac
Combined Radium 226 + 228	**1.88**		0.493	0.521	5.00	0.522	pCi/L		03/26/24 16:08	1

Client Sample ID: SCH-AP1-FD-4

Lab Sample ID: 680-247265-9
Date Collected: 02/27/24 00:00
Matrix: Water
Date Received: 02/28/24 11:15

Method: SW846 9315 - Radium-226 (GFPC)

Analyte	Result	Qualifier	Count Uncert. (2σ+/-)	Total Uncert. (2σ+/-)	RL	MDC	Unit	Prepared	Analyzed	Dil Fac
Radium-226	0.0394	U	0.0909	0.0910	1.00	0.166	pCi/L	03/01/24 11:13	03/26/24 07:45	1

Carrier	*%Yield*	*Qualifier*	*Limits*	*Prepared*	*Analyzed*	*Dil Fac*
Ba Carrier	*92.6*		*30 - 110*	*03/01/24 11:13*	*03/26/24 07:45*	*1*

Client Sample Results

Client: Southern Company
Project/Site: CCR - Plant Scherer Ash Pond Assessment

Job ID: 680-247265-2

Client Sample ID: SCH-AP1-FD-4

Lab Sample ID: 680-247265-9

Date Collected: 02/27/24 00:00
Matrix: Water
Date Received: 02/28/24 11:15

Method: SW846 9320 - Radium-228 (GFPC)

Analyte	Result	Qualifier	Count Uncert. (2σ+/-)	Total Uncert. (2σ+/-)	RL	MDC	Unit	Prepared	Analyzed	Dil Fac
Radium-228	0.343	U	0.349	0.351	1.00	0.563	pCi/L	03/01/24 11:19	03/22/24 12:07	1

Carrier	*%Yield*	*Qualifier*	*Limits*	*Prepared*	*Analyzed*	*Dil Fac*
Ba Carrier	*92.6*		*30 - 110*	*03/01/24 11:19*	*03/22/24 12:07*	*1*
Y Carrier	*81.1*		*30 - 110*	*03/01/24 11:19*	*03/22/24 12:07*	*1*

Method: TAL-STL Ra226_Ra228 - Combined Radium-226 and Radium-228

Analyte	Result	Qualifier	Count Uncert. (2σ+/-)	Total Uncert. (2σ+/-)	RL	MDC	Unit	Prepared	Analyzed	Dil Fac
Combined Radium 226 + 228	0.382	U	0.361	0.363	5.00	0.563	pCi/L		03/26/24 16:08	1

Tracer/Carrier Summary

Client: Southern Company
Job ID: 680-247265-2
Project/Site: CCR - Plant Scherer Ash Pond Assessment

Method: 9315 - Radium-226 (GFPC)

Matrix: Water **Prep Type: Total/NA**

		Percent Yield (Acceptance Limits)							
		Ba							
Lab Sample ID	Client Sample ID	(30-110)							
680-247265-1	SCH-PZ-41S	89.1							
680-247265-2	SCH-AP1-FB-3	90.9							
680-247265-3	SCH-PZ-43S	90.9							
680-247265-4	SCH-AP1-EB-4	102							
680-247265-4 DU	SCH-AP1-EB-4	101							
680-247265-5	SCH-PZ-42I	96.7							
680-247265-6	SCH-PZ-39S	78.2							
680-247265-7	SCH-AP1-FB-4	86.3							
680-247265-8	SCH-PZ-40I	99.2							
680-247265-9	SCH-AP1-FD-4	92.6							
LCS 160-650603/2-A	Lab Control Sample	90.6							
MB 160-650603/1-A	Method Blank	85.5							

Tracer/Carrier Legend

Ba = Ba Carrier

Method: 9320 - Radium-228 (GFPC)

Matrix: Water **Prep Type: Total/NA**

		Percent Yield (Acceptance Limits)							
		Ba	Y						
Lab Sample ID	Client Sample ID	(30-110)	(30-110)						
680-247265-1	SCH-PZ-41S	89.1	77.8						
680-247265-2	SCH-AP1-FB-3	90.9	80.7						
680-247265-3	SCH-PZ-43S	90.9	80.4						
680-247265-4	SCH-AP1-EB-4	102	82.2						
680-247265-4 DU	SCH-AP1-EB-4	101	84.1						
680-247265-5	SCH-PZ-42I	96.7	84.5						
680-247265-6	SCH-PZ-39S	78.2	85.6						
680-247265-7	SCH-AP1-FB-4	86.3	84.5						
680-247265-8	SCH-PZ-40I	99.2	81.9						
680-247265-9	SCH-AP1-FD-4	92.6	81.1						
LCS 160-650604/2-A	Lab Control Sample	90.6	79.6						
MB 160-650604/1-A	Method Blank	85.5	84.1						

Tracer/Carrier Legend

Ba = Ba Carrier

Y = Y Carrier

QC Sample Results

Client: Southern Company
Project/Site: CCR - Plant Scherer Ash Pond Assessment

Job ID: 680-247265-2

Method: 9315 - Radium-226 (GFPC)

Lab Sample ID: MB 160-650603/1-A — **Client Sample ID: Method Blank**
Matrix: Water — **Prep Type: Total/NA**
Analysis Batch: 653959 — **Prep Batch: 650603**

Analyte	MB Result	MB Qualifier	Count Uncert. (2σ+/-)	Total Uncert. (2σ+/-)	RL	MDC	Unit	Prepared	Analyzed	Dil Fac
Radium-226	0.04228	U	0.0819	0.0820	1.00	0.147	pCi/L	03/01/24 11:13	03/26/24 07:29	1

Carrier	*MB %Yield*	*MB Qualifier*	*Limits*	*Prepared*	*Analyzed*	*Dil Fac*
Ba Carrier	*85.5*		*30 - 110*	*03/01/24 11:13*	*03/26/24 07:29*	*1*

Lab Sample ID: LCS 160-650603/2-A — **Client Sample ID: Lab Control Sample**
Matrix: Water — **Prep Type: Total/NA**
Analysis Batch: 653959 — **Prep Batch: 650603**

Analyte			Spike Added	LCS Result	LCS Qual	Total Uncert. (2σ+/-)	RL	MDC	Unit	%Rec	%Rec Limits		
Radium-226			11.3	9.996		1.10	1.00	0.157	pCi/L	88	75 - 125		

Carrier	*LCS %Yield*	*LCS Qualifier*	*Limits*
Ba Carrier	*90.6*		*30 - 110*

Lab Sample ID: 680-247265-4 DU — **Client Sample ID: SCH-AP1-EB-4**
Matrix: Water — **Prep Type: Total/NA**
Analysis Batch: 653989 — **Prep Batch: 650603**

Analyte	Sample Result	Sample Qual		DU Result	DU Qual	Total Uncert. (2σ+/-)	RL	MDC	Unit			RER	RER Limit
Radium-226	0.0444	U		0.04262	U	0.0733	1.00	0.129	pCi/L			0.01	1

Carrier	*DU %Yield*	*DU Qualifier*	*Limits*
Ba Carrier	*101*		*30 - 110*

Method: 9320 - Radium-228 (GFPC)

Lab Sample ID: MB 160-650604/1-A — **Client Sample ID: Method Blank**
Matrix: Water — **Prep Type: Total/NA**
Analysis Batch: 653597 — **Prep Batch: 650604**

Analyte	MB Result	MB Qualifier	Count Uncert. (2σ+/-)	Total Uncert. (2σ+/-)	RL	MDC	Unit	Prepared	Analyzed	Dil Fac
Radium-228	0.1790	U	0.297	0.297	1.00	0.510	pCi/L	03/01/24 11:19	03/22/24 11:54	1

Carrier	*MB %Yield*	*MB Qualifier*	*Limits*	*Prepared*	*Analyzed*	*Dil Fac*
Ba Carrier	*85.5*		*30 - 110*	*03/01/24 11:19*	*03/22/24 11:54*	*1*
Y Carrier	*84.1*		*30 - 110*	*03/01/24 11:19*	*03/22/24 11:54*	*1*

Method: 9320 - Radium-228 (GFPC) (Continued)

Lab Sample ID: LCS 160-650604/2-A
Client Sample ID: Lab Control Sample
Matrix: Water
Prep Type: Total/NA
Analysis Batch: 653597
Prep Batch: 650604

Analyte			Spike Added	LCS Result	LCS Qual	Total Uncert. (2σ+/-)	RL	MDC	Unit	%Rec	%Rec Limits		
Radium-228			9.10	8.204		1.21	1.00	0.580	pCi/L	90	75 - 125		

Carrier	*LCS %Yield*	*LCS Qualifier*	*Limits*
Ba Carrier	*90.6*		*30 - 110*
Y Carrier	*79.6*		*30 - 110*

Lab Sample ID: 680-247265-4 DU
Client Sample ID: SCH-AP1-EB-4
Matrix: Water
Prep Type: Total/NA
Analysis Batch: 653597
Prep Batch: 650604

Analyte	Sample Result	Sample Qual		DU Result	DU Qual	Total Uncert. (2σ+/-)	RL	MDC	Unit			RER	RER Limit
Radium-228	0.281	U		-0.2489	U	0.251	1.00	0.534	pCi/L			0.97	1

Carrier	*DU %Yield*	*DU Qualifier*	*Limits*
Ba Carrier	*101*		*30 - 110*
Y Carrier	*84.1*		*30 - 110*

QC Association Summary

Client: Southern Company
Job ID: 680-247265-2
Project/Site: CCR - Plant Scherer Ash Pond Assessment

Rad

Prep Batch: 650603

Lab Sample ID	Client Sample ID	Prep Type	Matrix	Method	Prep Batch
680-247265-1	SCH-PZ-41S	Total/NA	Water	PrecSep-21	
680-247265-2	SCH-AP1-FB-3	Total/NA	Water	PrecSep-21	
680-247265-3	SCH-PZ-43S	Total/NA	Water	PrecSep-21	
680-247265-4	SCH-AP1-EB-4	Total/NA	Water	PrecSep-21	
680-247265-5	SCH-PZ-42I	Total/NA	Water	PrecSep-21	
680-247265-6	SCH-PZ-39S	Total/NA	Water	PrecSep-21	
680-247265-7	SCH-AP1-FB-4	Total/NA	Water	PrecSep-21	
680-247265-8	SCH-PZ-40I	Total/NA	Water	PrecSep-21	
680-247265-9	SCH-AP1-FD-4	Total/NA	Water	PrecSep-21	
MB 160-650603/1-A	Method Blank	Total/NA	Water	PrecSep-21	
LCS 160-650603/2-A	Lab Control Sample	Total/NA	Water	PrecSep-21	
680-247265-4 DU	SCH-AP1-EB-4	Total/NA	Water	PrecSep-21	

Prep Batch: 650604

Lab Sample ID	Client Sample ID	Prep Type	Matrix	Method	Prep Batch
680-247265-1	SCH-PZ-41S	Total/NA	Water	PrecSep_0	
680-247265-2	SCH-AP1-FB-3	Total/NA	Water	PrecSep_0	
680-247265-3	SCH-PZ-43S	Total/NA	Water	PrecSep_0	
680-247265-4	SCH-AP1-EB-4	Total/NA	Water	PrecSep_0	
680-247265-5	SCH-PZ-42I	Total/NA	Water	PrecSep_0	
680-247265-6	SCH-PZ-39S	Total/NA	Water	PrecSep_0	
680-247265-7	SCH-AP1-FB-4	Total/NA	Water	PrecSep_0	
680-247265-8	SCH-PZ-40I	Total/NA	Water	PrecSep_0	
680-247265-9	SCH-AP1-FD-4	Total/NA	Water	PrecSep_0	
MB 160-650604/1-A	Method Blank	Total/NA	Water	PrecSep_0	
LCS 160-650604/2-A	Lab Control Sample	Total/NA	Water	PrecSep_0	
680-247265-4 DU	SCH-AP1-EB-4	Total/NA	Water	PrecSep_0	

Lab Chronicle

Client: Southern Company
Project/Site: CCR - Plant Scherer Ash Pond Assessment

Job ID: 680-247265-2

Client Sample ID: SCH-PZ-41S

Lab Sample ID: 680-247265-1

Date Collected: 02/27/24 09:37
Matrix: Water
Date Received: 02/28/24 11:15

Prep Type	Batch Type	Batch Method	Run	Dil Factor	Initial Amount	Final Amount	Batch Number	Prepared or Analyzed	Analyst	Lab
Total/NA	Prep	PrecSep-21			999.05 mL	1.0 g	650603	03/01/24 11:13	KAC	EET SL
Total/NA	Analysis	9315		1			653959	03/26/24 07:31	SCB	EET SL
	Instrument ID:	GFPCRED								
Total/NA	Prep	PrecSep_0			999.05 mL	1.0 g	650604	03/01/24 11:19	KAC	EET SL
Total/NA	Analysis	9320		1			653597	03/22/24 11:55	SCB	EET SL
	Instrument ID:	GFPCRED								
Total/NA	Analysis	Ra226_Ra228		1			653993	03/26/24 16:04	FLC	EET SL
	Instrument ID:	NOEQUIP								

Client Sample ID: SCH-AP1-FB-3

Lab Sample ID: 680-247265-2

Date Collected: 02/27/24 10:15
Matrix: Water
Date Received: 02/28/24 11:15

Prep Type	Batch Type	Batch Method	Run	Dil Factor	Initial Amount	Final Amount	Batch Number	Prepared or Analyzed	Analyst	Lab
Total/NA	Prep	PrecSep-21			995.21 mL	1.0 g	650603	03/01/24 11:13	KAC	EET SL
Total/NA	Analysis	9315		1			653989	03/26/24 07:46	SCB	EET SL
	Instrument ID:	GFPCBLUE								
Total/NA	Prep	PrecSep_0			995.21 mL	1.0 g	650604	03/01/24 11:19	KAC	EET SL
Total/NA	Analysis	9320		1			653597	03/22/24 11:56	SCB	EET SL
	Instrument ID:	GFPCRED								
Total/NA	Analysis	Ra226_Ra228		1			653993	03/26/24 16:04	FLC	EET SL
	Instrument ID:	NOEQUIP								

Client Sample ID: SCH-PZ-43S

Lab Sample ID: 680-247265-3

Date Collected: 02/27/24 16:31
Matrix: Water
Date Received: 02/28/24 11:15

Prep Type	Batch Type	Batch Method	Run	Dil Factor	Initial Amount	Final Amount	Batch Number	Prepared or Analyzed	Analyst	Lab
Total/NA	Prep	PrecSep-21			1002.73 mL	1.0 g	650603	03/01/24 11:13	KAC	EET SL
Total/NA	Analysis	9315		1			653989	03/26/24 07:46	SCB	EET SL
	Instrument ID:	GFPCBLUE								
Total/NA	Prep	PrecSep_0			1002.73 mL	1.0 g	650604	03/01/24 11:19	KAC	EET SL
Total/NA	Analysis	9320		1			653597	03/22/24 11:56	SCB	EET SL
	Instrument ID:	GFPCRED								
Total/NA	Analysis	Ra226_Ra228		1			653993	03/26/24 16:04	FLC	EET SL
	Instrument ID:	NOEQUIP								

Client Sample ID: SCH-AP1-EB-4

Lab Sample ID: 680-247265-4

Date Collected: 02/27/24 16:45
Matrix: Water
Date Received: 02/28/24 11:15

Prep Type	Batch Type	Batch Method	Run	Dil Factor	Initial Amount	Final Amount	Batch Number	Prepared or Analyzed	Analyst	Lab
Total/NA	Prep	PrecSep-21			992.62 mL	1.0 g	650603	03/01/24 11:13	KAC	EET SL
Total/NA	Analysis	9315		1			653989	03/26/24 07:46	SCB	EET SL
	Instrument ID:	GFPCBLUE								

Lab Chronicle

Client: Southern Company
Project/Site: CCR - Plant Scherer Ash Pond Assessment

Job ID: 680-247265-2

Client Sample ID: SCH-AP1-EB-4

Lab Sample ID: 680-247265-4

Date Collected: 02/27/24 16:45
Matrix: Water
Date Received: 02/28/24 11:15

Prep Type	Batch Type	Batch Method	Run	Dil Factor	Initial Amount	Final Amount	Batch Number	Prepared or Analyzed	Analyst	Lab
Total/NA	Prep	PrecSep_0			992.62 mL	1.0 g	650604	03/01/24 11:19	KAC	EET SL
Total/NA	Analysis	9320		1			653597	03/22/24 11:56	SCB	EET SL
	Instrument ID:	GFPCRED								
Total/NA	Analysis	Ra226_Ra228		1			653993	03/26/24 16:08	FLC	EET SL
	Instrument ID:	NOEQUIP								

Client Sample ID: SCH-PZ-42I

Lab Sample ID: 680-247265-5

Date Collected: 02/27/24 13:35
Matrix: Water
Date Received: 02/28/24 11:15

Prep Type	Batch Type	Batch Method	Run	Dil Factor	Initial Amount	Final Amount	Batch Number	Prepared or Analyzed	Analyst	Lab
Total/NA	Prep	PrecSep-21			994.61 mL	1.0 g	650603	03/01/24 11:13	KAC	EET SL
Total/NA	Analysis	9315		1			653989	03/26/24 07:46	SCB	EET SL
	Instrument ID:	GFPCBLUE								
Total/NA	Prep	PrecSep_0			994.61 mL	1.0 g	650604	03/01/24 11:19	KAC	EET SL
Total/NA	Analysis	9320		1			653597	03/22/24 11:56	SCB	EET SL
	Instrument ID:	GFPCRED								
Total/NA	Analysis	Ra226_Ra228		1			653993	03/26/24 16:08	FLC	EET SL
	Instrument ID:	NOEQUIP								

Client Sample ID: SCH-PZ-39S

Lab Sample ID: 680-247265-6

Date Collected: 02/27/24 15:00
Matrix: Water
Date Received: 02/28/24 11:15

Prep Type	Batch Type	Batch Method	Run	Dil Factor	Initial Amount	Final Amount	Batch Number	Prepared or Analyzed	Analyst	Lab
Total/NA	Prep	PrecSep-21			990.20 mL	1.0 g	650603	03/01/24 11:13	KAC	EET SL
Total/NA	Analysis	9315		1			653989	03/26/24 07:45	SCB	EET SL
	Instrument ID:	GFPCBLUE								
Total/NA	Prep	PrecSep_0			990.20 mL	1.0 g	650604	03/01/24 11:19	KAC	EET SL
Total/NA	Analysis	9320		1			653597	03/22/24 11:56	SCB	EET SL
	Instrument ID:	GFPCRED								
Total/NA	Analysis	Ra226_Ra228		1			653993	03/26/24 16:08	FLC	EET SL
	Instrument ID:	NOEQUIP								

Client Sample ID: SCH-AP1-FB-4

Lab Sample ID: 680-247265-7

Date Collected: 02/27/24 15:50
Matrix: Water
Date Received: 02/28/24 11:15

Prep Type	Batch Type	Batch Method	Run	Dil Factor	Initial Amount	Final Amount	Batch Number	Prepared or Analyzed	Analyst	Lab
Total/NA	Prep	PrecSep-21			991.82 mL	1.0 g	650603	03/01/24 11:13	KAC	EET SL
Total/NA	Analysis	9315		1			653989	03/26/24 07:45	SCB	EET SL
	Instrument ID:	GFPCBLUE								
Total/NA	Prep	PrecSep_0			991.82 mL	1.0 g	650604	03/01/24 11:19	KAC	EET SL
Total/NA	Analysis	9320		1			653597	03/22/24 11:56	SCB	EET SL
	Instrument ID:	GFPCRED								

Lab Chronicle

Client: Southern Company
Project/Site: CCR - Plant Scherer Ash Pond Assessment

Job ID: 680-247265-2

Client Sample ID: SCH-AP1-FB-4

Lab Sample ID: 680-247265-7

Date Collected: 02/27/24 15:50
Matrix: Water
Date Received: 02/28/24 11:15

Prep Type	Batch Type	Batch Method	Run	Dil Factor	Initial Amount	Final Amount	Batch Number	Prepared or Analyzed	Analyst	Lab
Total/NA	Analysis	Ra226_Ra228		1			653993	03/26/24 16:08	FLC	EET SL

Client Sample ID: SCH-PZ-40I

Lab Sample ID: 680-247265-8

Date Collected: 02/27/24 15:08
Matrix: Water
Date Received: 02/28/24 11:15

Prep Type	Batch Type	Batch Method	Run	Dil Factor	Initial Amount	Final Amount	Batch Number	Prepared or Analyzed	Analyst	Lab
Total/NA	Prep	PrecSep-21			992.57 mL	1.0 g	650603	03/01/24 11:13	KAC	EET SL
Total/NA	Analysis	9315		1			653989	03/26/24 07:45	SCB	EET SL
	Instrument ID:	GFPCBLUE								
Total/NA	Prep	PrecSep_0			992.57 mL	1.0 g	650604	03/01/24 11:19	KAC	EET SL
Total/NA	Analysis	9320		1			653597	03/22/24 11:56	SCB	EET SL
	Instrument ID:	GFPCRED								
Total/NA	Analysis	Ra226_Ra228		1			653993	03/26/24 16:08	FLC	EET SL
	Instrument ID:	NOEQUIP								

Client Sample ID: SCH-AP1-FD-4

Lab Sample ID: 680-247265-9

Date Collected: 02/27/24 00:00
Matrix: Water
Date Received: 02/28/24 11:15

Prep Type	Batch Type	Batch Method	Run	Dil Factor	Initial Amount	Final Amount	Batch Number	Prepared or Analyzed	Analyst	Lab
Total/NA	Prep	PrecSep-21			994.47 mL	1.0 g	650603	03/01/24 11:13	KAC	EET SL
Total/NA	Analysis	9315		1			653989	03/26/24 07:45	SCB	EET SL
	Instrument ID:	GFPCBLUE								
Total/NA	Prep	PrecSep_0			994.47 mL	1.0 g	650604	03/01/24 11:19	KAC	EET SL
Total/NA	Analysis	9320		1			653599	03/22/24 12:07	SCB	EET SL
	Instrument ID:	GFPCBLUE								
Total/NA	Analysis	Ra226_Ra228		1			653993	03/26/24 16:08	FLC	EET SL
	Instrument ID:	NOEQUIP								

Laboratory References:

EET SL = Eurofins St. Louis, 13715 Rider Trail North, Earth City, MO 63045, TEL (314)298-8566

Accreditation/Certification Summary

Client: Southern Company
Job ID: 680-247265-2
Project/Site: CCR - Plant Scherer Ash Pond Assessment

Laboratory: Eurofins St. Louis

The accreditations/certifications listed below are applicable to this report.

Authority	Program	Identification Number	Expiration Date
Florida	NELAP	E87689	06-30-24

Method Summary

Client: Southern Company
Project/Site: CCR - Plant Scherer Ash Pond Assessment

Job ID: 680-247265-2

Method	Method Description	Protocol	Laboratory
9315	Radium-226 (GFPC)	SW846	EET SL
9320	Radium-228 (GFPC)	SW846	EET SL
Ra226_Ra228	Combined Radium-226 and Radium-228	TAL-STL	EET SL
PrecSep_0	Preparation, Precipitate Separation	None	EET SL
PrecSep-21	Preparation, Precipitate Separation (21-Day In-Growth)	None	EET SL

Protocol References:

None = None

SW846 = "Test Methods For Evaluating Solid Waste, Physical/Chemical Methods", Third Edition, November 1986 And Its Updates.

TAL-STL = TestAmerica Laboratories, St. Louis, Facility Standard Operating Procedure.

Laboratory References:

EET SL = Eurofins St. Louis, 13715 Rider Trail North, Earth City, MO 63045, TEL (314)298-8566

Eurofins Savannah
5102 LaRoche Avenue
Savannah, GA 31404
Phone (912) 354-7858 Phone (912) 352-0165

Chain of Custody Record

eurofins Environment Testing

Client Information	Sampler(s): Mark Mann	Lab PM / Phone: David Fuller / 770-344-8986	Carrier Tracking No(s):	COC No:
Client Contact: Joju Abraham	Site-Project Manager / Phone: Dawn Prell / 248-536-5445	E-Mail: David.Fuller@et.eurofinsus.com	State of Origin: GA	Page: Page 1 of 1
Company: Southern Company				Job #:
Address: 241 Ralph McGill Blvd SE B10185	Due Date Requested:			
City: Atlanta	TAT Requested (business days): 2 weeks			
State, Zip: GA, 30308	Compliance Project: Δ Yes Δ No			
Phone:	Lab Project #: (DO NOT REMOVE) 68027798			
Email: JAbraham@southernco.com	Lab PO #: GPC82130-0003 / PO Line #1			
Project Name: CCR - Plant Scherer Ash Pond Assessment	Project #:			
Site:				

Analysis Requested

Preservation Codes:
A - HCL, B - NaOH, C - Zn Acetate, D - Nitric Acid, E - NaHSO4, F - MeOH, G - Amchlor, H - Ascorbic Acid, I - Ice, J - DI Water, K - EDTA, L - EDA
M - Hexane, N - None, O - AsNaO2, P - Na2O4S, Q - Na2SO3, R - Na2S2O3, S - H2SO4, T - TSP Dodecahydrate, U - Acetone, V - MCAA, W - pH 4-5, Y - Trizma, Z - other (specify)
Other:

Task_Code: SCH-CCR-ASSMT-2024S1

Special Instructions/Notes:

Sample Identification	Sample Date	Sample Time	Sample Type (C=comp, G=grab)	Matrix (W=water, S=solid, O=waste/oil, BT=Tissue, A=Air)	Field Filtered Sample (Yes or No)	Perform MS/MSD (Yes or No)	300_ORGFM_28D - Chloride, Fluoride, Sulfate	2540C - Solids, Total Dissolved (TDS)	6020B - App III and IV w/ Fe, Mg, Mn, Na, K	7470A - App IV Mercury	9034 - Sulfide	2320B - Alkalinity, Total, Carb/Bicarb	9315_Ra226 - Radium 226	9320_Ra228 - Radium 228	Ra226Ra228_GFPC - Combined Radium 226 and 228					Total Number of containers
			Preservation Code:				N	N	D	D	CB	N	D	D	D					
SCH-PZ-41S	2/27/24	9:37	G	WG	N	N	X	X	X	X	X	X	X	X	X					8
SCH-AP1-FB-3	2/27/24	10:15	G	WQ	N	N	X	X	X	X	X	X	X	X	X					8
SCH-PZ-43S	2/27/24	16:31	G	WG	N	N	X	X	X	X	X	X	X	X	X					8
SCH-AP1-EB-4	2/27/24	16:45	G	WQ	N	N	X	X	X	X	X	X	X	X	X					8
SCH-PZ-42I	2/27/24	13:35	G	WG	N	N	X	X	X	X	X	X	X	X	X					8
SCH-PZ-39S	2/27/24	15:00	G	WG	N	N	X	X	X	X	X	X	X	X	X					8
SCH-AP1-FB-4	2/27/24	15:50	G	WQ	N	N	X	X	X	X	X	X	X	X	X					8
SCH-PZ-40I	2/27/24	15:08	G	WG	N	N	X	X	X	X	X	X	X	X	X					8
SCH-AP1-FD-4	2/27/24	-	G	WG	N	N	X	X	X	X	X	X	X	X	X					8

680-247265 Chain of Custody

Possible Hazard Identification
☐ Non-Hazard ☐ Flammable ☐ Skin Irritant ☐ Poison B ☐ Unknown ☐ Radiological

Sample Disposal (A fee may be assessed if samples are retained longer than 1 month)
☐ Return To Client ☐ Disposal By Lab ☐ Archive For _____ Months

Deliverable Requested: I, II, III, IV, Other (specify)

Special Instructions/QC Requirements:

Empty Kit Relinquished by:	Date:	Time:	Method of Shipment:

Relinquished by	Date/Time	Company	Received by	Date/Time	Company
MARK MANN / [signature]	02/28/24 0815	WSP	MIKE GEMMILL	2/28/24 8:15 pm	
			C. [signature]	2/28/24 1115	Eurofins

Custody Seals Intact: Δ Yes Δ No
Custody Seal No.:
Cooler Temperature(s) °C and Other Remarks: 0.4/0.6 0.7/0.7 0.5/0.5

Ver: 01/16/2019
3/27/2024

Eurofins Savannah
5102 LaRoche Avenue
Savannah, GA 31404
Phone: 912-354-7858 Fax: 912-352-0165

Chain of Custody Record

eurofins | Environment Testing

Client Information (Sub Contract Lab)	Sampler:	Lab PM: Fuller, David	Carrier Tracking No(s):	COC No: 680-764833.1
Client Contact: Shipping/Receiving	Phone:	E-Mail: David.Fuller@et.eurofinsus.com	State of Origin: Georgia	Page: Page 1 of 1
Company: TestAmerica Laboratories, Inc.		Accreditations Required (See note): NELAP - Florida; State - Georgia		Job #: 680-247265-2
Address: 13715 Rider Trail North,	Due Date Requested: 3/11/2024			
City: Earth City	TAT Requested (days):			
State, Zip: MO, 63045				
Phone: 314-298-8566(Tel) 314-298-8757(Fax)	PO #:			
Email:	WO #:			
Project Name: CCR - Plant Scherer Ash Pond Assessment	Project #: 68027798			
Site:	SSOW#:			

Analysis Requested

Preservation Codes:
A - HCL
B - NaOH
C - Zn Acetate
D - Nitric Acid
E - NaHSO4
F - MeOH
G - Amchlor
H - Ascorbic Acid
I - Ice
J - DI Water
K - EDTA
L - EDA
M - Hexane
N - None
O - AsNaO2
P - Na2O4S
Q - Na2SO3
R - Na2S2O3
S - H2SO4
T - TSP Dodecahydrate
U - Acetone
V - MCAA
W - pH 4-5
Y - Trizma
Z - other (specify)
Other:

Sample Identification - Client ID (Lab ID)	Sample Date	Sample Time	Sample Type (C=comp, G=grab)	Matrix (W=water, S=solid, O=waste/oil, BT=Tissue, A=Air)	Field Filtered Sample (Yes or No)	Perform MS/MSD (Yes or No)	9315_Ra226/PrecSep_21 Radium-226 (GFPC) - 21 day decay	9320_Ra228/PrecSep_0 Radium-228 (GFPC)	Ra226Ra228_GFPC/ Combined Radium-226 and Radium-228	Total Number of containers	Special Instructions/Note:
			Preservation Code:								
SCH-PZ-41S (680-247265-1)	2/27/24	09:37 Eastern		Water			X	X	X	2	
SCH-AP1-FB-3 (680-247265-2)	2/27/24	10:15 Eastern		Water			X	X	X	2	
SCH-PZ-43S (680-247265-3)	2/27/24	16:31 Eastern		Water			X	X	X	2	
SCH-AP1-EB-4 (680-247265-4)	2/27/24	16:45 Eastern		Water			X	X	X	2	
SCH-PZ-42I (680-247265-5)	2/27/24	13:35 Eastern		Water			X	X	X	2	
SCH-PZ-39S (680-247265-6)	2/27/24	15:00 Eastern		Water			X	X	X	2	
SCH-AP1-FB-4 (680-247265-7)	2/27/24	15:50 Eastern		Water			X	X	X	2	
SCH-PZ-40I (680-247265-8)	2/27/24	15:08 Eastern		Water			X	X	X	2	
SCH-AP1-FD-4 (680-247265-9)	2/27/24	Eastern		Water			X	X	X	2	

Note: Since laboratory accreditations are subject to change, Eurofins Environment Testing Southeast, LLC places the ownership of method, analyte & accreditation compliance upon our subcontract laboratories. This sample shipment is forwarded under chain-of-custody. If the laboratory does not currently maintain accreditation in the State of Origin listed above for analysis/tests/matrix being analyzed, the samples must be shipped back to the Eurofins Environment Testing Southeast, LLC laboratory or other instructions will be provided. Any changes to accreditation status should be brought to Eurofins Environment Testing Southeast, LLC attention immediately. If all requested accreditations are current to date, return the signed Chain of Custody attesting to said compliance to Eurofins Environment Testing Southeast, LLC.

Possible Hazard Identification
Unconfirmed

Sample Disposal (A fee may be assessed if samples are retained longer than 1 month)
☐ *Return To Client* ☐ *Disposal By Lab* ☐ *Archive For* _____ *Months*

Deliverable Requested: I, II, III, IV, Other (specify) Primary Deliverable Rank: 2

Special Instructions/QC Requirements:

Empty Kit Relinquished by:	Date:	Time:	Method of Shipment:		
Relinquished by:	Date/Time: 2-28-24 1700	Company:	Received by:	Date/Time:	Company
Relinquished by:	Date/Time:	Company	Received by: M. Pinette	Date/Time: FEB 29 2024 0830	Company
Relinquished by:	Date/Time:	Company	Received by:	Date/Time:	Company

Custody Seals Intact: Δ Yes Δ No | Custody Seal No.: | Cooler Temperature(s) °C and Other Remarks:

Ver: 06/08/2021

Login Sample Receipt Checklist

Client: Southern Company

Job Number: 680-247265-2

Login Number: 247265

List Source: Eurofins Savannah

List Number: 1

Creator: Munro, Caroline

Question	Answer	Comment
Radioactivity wasn't checked or is </= background as measured by a survey meter.	N/A	
The cooler's custody seal, if present, is intact.	True	
Sample custody seals, if present, are intact.	True	
The cooler or samples do not appear to have been compromised or tampered with.	True	
Samples were received on ice.	True	
Cooler Temperature is acceptable.	True	
Cooler Temperature is recorded.	True	
COC is present.	True	
COC is filled out in ink and legible.	True	
COC is filled out with all pertinent information.	True	
Is the Field Sampler's name present on COC?	True	
There are no discrepancies between the containers received and the COC.	True	
Samples are received within Holding Time (excluding tests with immediate HTs)	True	
Sample containers have legible labels.	True	
Containers are not broken or leaking.	True	
Sample collection date/times are provided.	True	
Appropriate sample containers are used.	True	
Sample bottles are completely filled.	True	
Sample Preservation Verified.	N/A	
There is sufficient vol. for all requested analyses, incl. any requested MS/MSDs	True	
Containers requiring zero headspace have no headspace or bubble is <6mm (1/4").	N/A	
Multiphasic samples are not present.	True	
Samples do not require splitting or compositing.	True	
Residual Chlorine Checked.	N/A	

Login Sample Receipt Checklist

Client: Southern Company

Job Number: 680-247265-2

Login Number: 247265
List Number: 2
Creator: Pinette, Meadow L

List Source: Eurofins St. Louis
List Creation: 02/29/24 02:02 PM

Question	Answer	Comment
Radioactivity wasn't checked or is </= background as measured by a survey meter.	True	
The cooler's custody seal, if present, is intact.	True	
Sample custody seals, if present, are intact.	True	
The cooler or samples do not appear to have been compromised or tampered with.	True	
Samples were received on ice.	N/A	
Cooler Temperature is acceptable.	True	
Cooler Temperature is recorded.	True	
COC is present.	True	
COC is filled out in ink and legible.	True	
COC is filled out with all pertinent information.	True	
Is the Field Sampler's name present on COC?	True	
There are no discrepancies between the containers received and the COC.	True	
Samples are received within Holding Time (excluding tests with immediate HTs)	True	
Sample containers have legible labels.	True	
Containers are not broken or leaking.	True	
Sample collection date/times are provided.	True	
Appropriate sample containers are used.	True	
Sample bottles are completely filled.	True	
Sample Preservation Verified.	True	
There is sufficient vol. for all requested analyses, incl. any requested MS/MSDs	True	
Containers requiring zero headspace have no headspace or bubble is <6mm (1/4").	N/A	
Multiphasic samples are not present.	True	
Samples do not require splitting or compositing.	True	
Residual Chlorine Checked.	N/A	

eurofins | Environment Testing

ANALYTICAL REPORT

PREPARED FOR

Attn: Joju Abraham
Southern Company
241 Ralph McGill Blvd SE
B10185
Atlanta, Georgia 30308

Generated 4/2/2024 1:35:51 PM

JOB DESCRIPTION

CCR - Plant Scherer Ash Pond Assessment

JOB NUMBER

680-247343-2

Eurofins Savannah
5102 LaRoche Avenue
Savannah GA 31404

See page two for job notes and contact information.

my EOL

Eurofins Savannah

Job Notes

This report may not be reproduced except in full, and with written approval from the laboratory. The results relate only to the samples tested. For questions please contact the Project Manager at the e-mail address or telephone number listed on this page.

The test results in this report relate only to the samples as received by the laboratory and will meet all requirements of the methodology, with any exceptions noted. This report shall not be reproduced except in full, without the express written approval of the laboratory. All questions should be directed to the Eurofins Environment Testing Southeast, LLC Project Manager.

Authorization

Generated
4/2/2024 1:35:51 PM

Authorized for release by
David Fuller, Project Manager
David.Fuller@et.eurofinsus.com
(770)344-8986

Definitions/Glossary

Client: Southern Company
Job ID: 680-247343-2
Project/Site: CCR - Plant Scherer Ash Pond Assessment

Qualifiers

Rad

Qualifier	Qualifier Description
U	Result is less than the sample detection limit.

Glossary

Abbreviation	These commonly used abbreviations may or may not be present in this report.
¤	Listed under the "D" column to designate that the result is reported on a dry weight basis
%R	Percent Recovery
CFL	Contains Free Liquid
CFU	Colony Forming Unit
CNF	Contains No Free Liquid
DER	Duplicate Error Ratio (normalized absolute difference)
Dil Fac	Dilution Factor
DL	Detection Limit (DoD/DOE)
DL, RA, RE, IN	Indicates a Dilution, Re-analysis, Re-extraction, or additional Initial metals/anion analysis of the sample
DLC	Decision Level Concentration (Radiochemistry)
EDL	Estimated Detection Limit (Dioxin)
LOD	Limit of Detection (DoD/DOE)
LOQ	Limit of Quantitation (DoD/DOE)
MCL	EPA recommended "Maximum Contaminant Level"
MDA	Minimum Detectable Activity (Radiochemistry)
MDC	Minimum Detectable Concentration (Radiochemistry)
MDL	Method Detection Limit
ML	Minimum Level (Dioxin)
MPN	Most Probable Number
MQL	Method Quantitation Limit
NC	Not Calculated
ND	Not Detected at the reporting limit (or MDL or EDL if shown)
NEG	Negative / Absent
POS	Positive / Present
PQL	Practical Quantitation Limit
PRES	Presumptive
QC	Quality Control
RER	Relative Error Ratio (Radiochemistry)
RL	Reporting Limit or Requested Limit (Radiochemistry)
RPD	Relative Percent Difference, a measure of the relative difference between two points
TEF	Toxicity Equivalent Factor (Dioxin)
TEQ	Toxicity Equivalent Quotient (Dioxin)
TNTC	Too Numerous To Count

Sample Summary

Client: Southern Company
Project/Site: CCR - Plant Scherer Ash Pond Assessment

Job ID: 680-247343-2

Lab Sample ID	Client Sample ID	Matrix	Collected	Received
680-247343-1	SCH-PZ-14S	Water	02/28/24 12:41	02/29/24 12:14

Job Narrative
680-247343-2

Analytical test results meet all requirements of the associated regulatory program listed on the Accreditation/Certification Summary Page unless otherwise noted under the individual analysis. Data qualifiers are applied to indicate exceptions. Noncompliant quality control (QC) is further explained in narrative comments.

- Matrix QC may not be reported if insufficient sample or site-specific QC samples were not submitted. In these situations, to demonstrate precision and accuracy at a batch level, a LCS/LCSD may be performed, unless otherwise specified in the method.
- Surrogate and/or isotope dilution analyte recoveries (if applicable) which are outside of the QC window are confirmed unless attributed to a dilution or otherwise noted in the narrative.

Receipt
The sample was received on 2/29/2024 12:14 PM. Unless otherwise noted below, the sample arrived in good condition, and, where required, properly preserved and on ice. The temperature of the cooler at receipt time was 2.1°C.

Gas Flow Proportional Counter
Method 9320_Ra228: Radium-228 prep batch 160-651426: The Ra-228 laboratory control sample (LCS) associated with the following samples recovered at 138% (LCS 160-651426/2-A). The limits in our LIMS system at (75-125%) reflect the requirements of a regulatory agency that represents a large amount of our work. However the samples associated with this LCS are not from this agency and are therefore held to our in-house statistical limits of (63-150%). The LCS is within criteria and no further action is required.

No additional analytical or quality issues were noted, other than those described above or in the Definitions/ Glossary page.

Rad
No additional analytical or quality issues were noted, other than those described above or in the Definitions/ Glossary page.

Client Sample Results

Client: Southern Company
Project/Site: CCR - Plant Scherer Ash Pond Assessment

Job ID: 680-247343-2

Client Sample ID: SCH-PZ-14S

Lab Sample ID: 680-247343-1

Date Collected: 02/28/24 12:41
Date Received: 02/29/24 12:14

Matrix: Water

Method: SW846 9315 - Radium-226 (GFPC)

Analyte	Result	Qualifier	Count Uncert. (2σ+/-)	Total Uncert. (2σ+/-)	RL	MDC	Unit	Prepared	Analyzed	Dil Fac
Radium-226	0.0220	U	0.0389	0.0390	1.00	0.0699	pCi/L	03/07/24 11:02	03/29/24 15:00	1

Carrier	*%Yield*	*Qualifier*	*Limits*	*Prepared*	*Analyzed*	*Dil Fac*
Ba Carrier	*97.4*		*30 - 110*	*03/07/24 11:02*	*03/29/24 15:00*	*1*

Method: SW846 9320 - Radium-228 (GFPC)

Analyte	Result	Qualifier	Count Uncert. (2σ+/-)	Total Uncert. (2σ+/-)	RL	MDC	Unit	Prepared	Analyzed	Dil Fac
Radium-228	0.0810	U	0.290	0.290	1.00	0.526	pCi/L	03/07/24 11:08	03/15/24 11:54	1

Carrier	*%Yield*	*Qualifier*	*Limits*	*Prepared*	*Analyzed*	*Dil Fac*
Ba Carrier	*97.4*		*30 - 110*	*03/07/24 11:08*	*03/15/24 11:54*	*1*
Y Carrier	*70.7*		*30 - 110*	*03/07/24 11:08*	*03/15/24 11:54*	*1*

Method: TAL-STL Ra226_Ra228 - Combined Radium-226 and Radium-228

Analyte	Result	Qualifier	Count Uncert. (2σ+/-)	Total Uncert. (2σ+/-)	RL	MDC	Unit	Prepared	Analyzed	Dil Fac
Combined Radium 226 + 228	0.103	U	0.293	0.293	5.00	0.526	pCi/L		04/01/24 13:45	1

Tracer/Carrier Summary

Client: Southern Company
Job ID: 680-247343-2
Project/Site: CCR - Plant Scherer Ash Pond Assessment

Method: 9315 - Radium-226 (GFPC)

Matrix: Water **Prep Type: Total/NA**

		Percent Yield (Acceptance Limits)							
		Ba							
Lab Sample ID	Client Sample ID	(30-110)							
240-200471-P-1-C DU	Duplicate	101							
680-247343-1	SCH-PZ-14S	97.4							
LCS 160-651423/2-A	Lab Control Sample	99.7							
MB 160-651423/1-A	Method Blank	94.1							

Tracer/Carrier Legend

Ba = Ba Carrier

Method: 9320 - Radium-228 (GFPC)

Matrix: Water **Prep Type: Total/NA**

		Percent Yield (Acceptance Limits)							
		Ba	Y						
Lab Sample ID	Client Sample ID	(30-110)	(30-110)						
240-200471-P-1-B DU	Duplicate	101	77.4						
680-247343-1	SCH-PZ-14S	97.4	70.7						
LCS 160-651426/2-A	Lab Control Sample	99.7	66.9						
MB 160-651426/1-A	Method Blank	94.1	73.3						

Tracer/Carrier Legend

Ba = Ba Carrier

Y = Y Carrier

Method: 9315 - Radium-226 (GFPC)

Lab Sample ID: MB 160-651423/1-A — **Client Sample ID: Method Blank**
Matrix: Water — **Prep Type: Total/NA**
Analysis Batch: 654534 — **Prep Batch: 651423**

Analyte	MB Result	MB Qualifier	Count Uncert. (2σ+/-)	Total Uncert. (2σ+/-)	RL	MDC	Unit	Prepared	Analyzed	Dil Fac
Radium-226	0.05786	U	0.0611	0.0614	1.00	0.0971	pCi/L	03/07/24 11:02	03/29/24 08:58	1

Carrier	*MB %Yield*	*MB Qualifier*	*Limits*	*Prepared*	*Analyzed*	*Dil Fac*
Ba Carrier	*94.1*		*30 - 110*	*03/07/24 11:02*	*03/29/24 08:58*	*1*

Lab Sample ID: LCS 160-651423/2-A — **Client Sample ID: Lab Control Sample**
Matrix: Water — **Prep Type: Total/NA**
Analysis Batch: 654534 — **Prep Batch: 651423**

Analyte			Spike Added	LCS Result	LCS Qual	Total Uncert. (2σ+/-)	RL	MDC	Unit	%Rec	%Rec Limits		
Radium-226			11.3	10.85		1.11	1.00	0.0785	pCi/L	96	75 - 125		

Carrier	*LCS %Yield*	*LCS Qualifier*	*Limits*
Ba Carrier	*99.7*		*30 - 110*

Lab Sample ID: 240-200471-P-1-C DU — **Client Sample ID: Duplicate**
Matrix: Water — **Prep Type: Total/NA**
Analysis Batch: 654564 — **Prep Batch: 651423**

Analyte	Sample Result	Sample Qual		DU Result	DU Qual	Total Uncert. (2σ+/-)	RL	MDC	Unit			RER	RER Limit
Radium-226	0.413			0.6129		0.144	1.00	0.0995	pCi/L			0.77	1

Carrier	*DU %Yield*	*DU Qualifier*	*Limits*
Ba Carrier	*101*		*30 - 110*

Method: 9320 - Radium-228 (GFPC)

Lab Sample ID: MB 160-651426/1-A — **Client Sample ID: Method Blank**
Matrix: Water — **Prep Type: Total/NA**
Analysis Batch: 652701 — **Prep Batch: 651426**

Analyte	MB Result	MB Qualifier	Count Uncert. (2σ+/-)	Total Uncert. (2σ+/-)	RL	MDC	Unit	Prepared	Analyzed	Dil Fac
Radium-228	-0.09582	U	0.263	0.263	1.00	0.532	pCi/L	03/07/24 11:08	03/15/24 11:51	1

Carrier	*MB %Yield*	*MB Qualifier*	*Limits*	*Prepared*	*Analyzed*	*Dil Fac*
Ba Carrier	*94.1*		*30 - 110*	*03/07/24 11:08*	*03/15/24 11:51*	*1*
Y Carrier	*73.3*		*30 - 110*	*03/07/24 11:08*	*03/15/24 11:51*	*1*

Method: 9320 - Radium-228 (GFPC) (Continued)

Lab Sample ID: LCS 160-651426/2-A
Client Sample ID: Lab Control Sample
Matrix: Water
Prep Type: Total/NA
Analysis Batch: 652701
Prep Batch: 651426

Analyte			Spike Added	LCS Result	LCS Qual	Total Uncert. (2σ+/-)	RL	MDC	Unit	%Rec	%Rec Limits		
Radium-228			9.12	12.62		1.64	1.00	0.564	pCi/L	138	75 - 125		

Carrier	*LCS %Yield*	*LCS Qualifier*	*Limits*
Ba Carrier	*99.7*		*30 - 110*
Y Carrier	*66.9*		*30 - 110*

Lab Sample ID: 240-200471-P-1-B DU
Client Sample ID: Duplicate
Matrix: Water
Prep Type: Total/NA
Analysis Batch: 652701
Prep Batch: 651426

Analyte	Sample Result	Sample Qual		DU Result	DU Qual	Total Uncert. (2σ+/-)	RL	MDC	Unit			RER	RER Limit
Radium-228	-0.0188	U		0.4510	U	0.329	1.00	0.494	pCi/L			0.72	1

Carrier	*DU %Yield*	*DU Qualifier*	*Limits*
Ba Carrier	*101*		*30 - 110*
Y Carrier	*77.4*		*30 - 110*

QC Association Summary

Client: Southern Company
Job ID: 680-247343-2
Project/Site: CCR - Plant Scherer Ash Pond Assessment

Rad

Prep Batch: 651423

Lab Sample ID	Client Sample ID	Prep Type	Matrix	Method	Prep Batch
680-247343-1	SCH-PZ-14S	Total/NA	Water	PrecSep-21	
MB 160-651423/1-A	Method Blank	Total/NA	Water	PrecSep-21	
LCS 160-651423/2-A	Lab Control Sample	Total/NA	Water	PrecSep-21	
240-200471-P-1-C DU	Duplicate	Total/NA	Water	PrecSep-21	

Prep Batch: 651426

Lab Sample ID	Client Sample ID	Prep Type	Matrix	Method	Prep Batch
680-247343-1	SCH-PZ-14S	Total/NA	Water	PrecSep_0	
MB 160-651426/1-A	Method Blank	Total/NA	Water	PrecSep_0	
LCS 160-651426/2-A	Lab Control Sample	Total/NA	Water	PrecSep_0	
240-200471-P-1-B DU	Duplicate	Total/NA	Water	PrecSep_0	

Lab Chronicle

Client: Southern Company
Project/Site: CCR - Plant Scherer Ash Pond Assessment

Job ID: 680-247343-2

Client Sample ID: SCH-PZ-14S

Date Collected: 02/28/24 12:41
Date Received: 02/29/24 12:14

Lab Sample ID: 680-247343-1

Matrix: Water

Prep Type	Batch Type	Batch Method	Run	Dil Factor	Initial Amount	Final Amount	Batch Number	Prepared or Analyzed	Analyst	Lab
Total/NA	Prep	PrecSep-21			1002.36 mL	1.0 g	651423	03/07/24 11:02	KAK	EET SL
Total/NA	Analysis	9315		1			654534	03/29/24 15:00	SCB	EET SL
	Instrument ID:	GFPCRED								
Total/NA	Prep	PrecSep_0			1002.36 mL	1.0 g	651426	03/07/24 11:08	KAK	EET SL
Total/NA	Analysis	9320		1			652701	03/15/24 11:54	SCB	EET SL
	Instrument ID:	GFPCORANGE								
Total/NA	Analysis	Ra226_Ra228		1			654905	04/01/24 13:45	FLC	EET SL
	Instrument ID:	NOEQUIP								

Laboratory References:

EET SL = Eurofins St. Louis, 13715 Rider Trail North, Earth City, MO 63045, TEL (314)298-8566

Accreditation/Certification Summary

Client: Southern Company
Job ID: 680-247343-2
Project/Site: CCR - Plant Scherer Ash Pond Assessment

Laboratory: Eurofins St. Louis

The accreditations/certifications listed below are applicable to this report.

Authority	Program	Identification Number	Expiration Date
Florida	NELAP	E87689	06-30-24

Method Summary

Client: Southern Company
Project/Site: CCR - Plant Scherer Ash Pond Assessment

Job ID: 680-247343-2

Method	Method Description	Protocol	Laboratory
9315	Radium-226 (GFPC)	SW846	EET SL
9320	Radium-228 (GFPC)	SW846	EET SL
Ra226_Ra228	Combined Radium-226 and Radium-228	TAL-STL	EET SL
PrecSep_0	Preparation, Precipitate Separation	None	EET SL
PrecSep-21	Preparation, Precipitate Separation (21-Day In-Growth)	None	EET SL

Protocol References:

None = None

SW846 = "Test Methods For Evaluating Solid Waste, Physical/Chemical Methods", Third Edition, November 1986 And Its Updates.

TAL-STL = TestAmerica Laboratories, St. Louis, Facility Standard Operating Procedure.

Laboratory References:

EET SL = Eurofins St. Louis, 13715 Rider Trail North, Earth City, MO 63045, TEL (314)298-8566

Eurofins Savannah
5102 LaRoche Avenue
Savannah, GA 31404
Phone (912) 354-7858 Phone (912) 352-0165

Chain of Custody Record

eurofins | Environment Testing

Client Information	Sampler(s): Mark Mann	Lab PM / Phone: David Fuller / 770-344-8986	Carrier Tracking No(s):	COC No:
Client Contact: Joju Abraham	Site-Project Manager / Phone: Dawn Prell / 248-536-5445	E-Mail: David.Fuller@et.eurofinsus.com	State of Origin: GA	Page: Page 1 of 1
Company: Southern Company				Job #:
Address: 241 Ralph McGill Blvd SE B10185	Due Date Requested:			
City: Atlanta	TAT Requested (business days): 2 weeks			
State, Zip: GA, 30308	Compliance Project: Δ Yes Δ No			
Phone:	Lab Project #: (DO NOT REMOVE) 68027798			
Email: JAbraham@southernco.com	Lab PO #: GPC82130-0003 / PO Line #1			
Project Name: CCR - Plant Scherer Ash Pond Assessment	Project #:			
Site:				

Analysis Requested

Preservation Codes:
A - HCL, B - NaOH, C - Zn Acetate, D - Nitric Acid, E - NaHSO4, F - MeOH, G - Amchlor, H - Ascorbic Acid, I - Ice, J - DI Water, K - EDTA, L - EDA
M - Hexane, N - None, O - AsNaO2, P - Na2O4S, Q - Na2SO3, R - Na2S2O3, S - H2SO4, T - TSP Dodecahydrate, U - Acetone, V - MCAA, W - pH 4-5, Y - Trizma, Z - other (specify)
Other:

Task_Code: SCH-CCR-ASSMT-2024S1

Special Instructions/Notes:

Sample Identification	Sample Date	Sample Time	Sample Type (C=comp, G=grab)	Matrix (W=water, S=solid, O=waste/oil, BT=Tissue, A=Air)	Field Filtered Sample (Yes or No)	Perform MS/MSD (Yes or No)	300_ORGFM_28D - Chloride, Fluoride, Sulfate	2540C - Solids, Total Dissolved (TDS)	6020B - App III and IV w/ Fe, Mg, Mn, Na, K	7470A - App IV Mercury	9034 - Sulfide	2320B - Alkalinity, Total, Carb/Bicarb	9315_Ra226 - Radium 226	9320_Ra228 - Radium 228	Ra226Ra228_GFPC - Combined Radium 226 and 228	Total Number of containers
			Preservation Code:				N	N	D	D	CB	N	D	D	D	
SCH-PZ-14S	2/28/24	12:41	G	WG	N	N	X	X	X	X	X	X	X	X	X	8

680-247343 Chain of Custody

Possible Hazard Identification
☐ Non-Hazard ☐ Flammable ☐ Skin Irritant ☐ Poison B ☐ Unknown ☐ Radiological

Sample Disposal (A fee may be assessed if samples are retained longer than 1 month)
☐ Return To Client ☐ Disposal By Lab ☐ Archive For _____ Months

Deliverable Requested: I, II, III, IV, Other (specify)

Special Instructions/QC Requirements:

Empty Kit Relinquished by:	Date:	Time:	Method of Shipment:

Relinquished by	Date/Time	Company	Received by	Date/Time	Company
MARK MANN	02/29/24 0820	WSP	E Cook	2/29/24 8:20	
				2/29/24 1214	
				2-1/2-1	

Custody Seals Intact: Δ Yes Δ No
Custody Seal No.:
Cooler Temperature(s) °C and Other Remarks:

Ver: 01/16/2019

4/2/2024

Eurofins Savannah
5102 LaRoche Avenue
Savannah, GA 31404
Phone: 912-354-7858 Fax: 912-352-0165

Chain of Custody Record

eurofins | Environment Testing

Client Information (Sub Contract Lab)	Sampler:	Lab PM: Fuller, David	Carrier Tracking No(s):	COC No: 680-765321.1
Client Contact: Shipping/Receiving	Phone:	E-Mail: David.Fuller@et.eurofinsus.com	State of Origin: Georgia	Page: Page 1 of 1
Company: TestAmerica Laboratories, Inc.		Accreditations Required (See note): NELAP - Florida; State - Georgia		Job #: 680-247343-2
Address: 13715 Rider Trail North,	Due Date Requested: 3/29/2024			
City: Earth City	TAT Requested (days):			
State, Zip: MO, 63045				
Phone: 314-298-8566(Tel) 314-298-8757(Fax)	PO #:			
Email:	WO #:			
Project Name: CCR - Plant Scherer Ash Pond Assessment	Project #: 68027798			
Site:	SSOW#:			

Analysis Requested

Preservation Codes:
A - HCL, B - NaOH, C - Zn Acetate, D - Nitric Acid, E - NaHSO4, F - MeOH, G - Amchlor, H - Ascorbic Acid, I - Ice, J - DI Water, K - EDTA, L - EDA, M - Hexane, N - None, O - AsNaO2, P - Na2O4S, Q - Na2SO3, R - Na2S2O3, S - H2SO4, T - TSP Dodecahydrate, U - Acetone, V - MCAA, W - pH 4-5, Y - Trizma, Z - other (specify)
Other:

Sample Identification - Client ID (Lab ID)	Sample Date	Sample Time	Sample Type (C=comp, G=grab)	Matrix (W=water, S=solid, O=waste/oil, BT=Tissue, A=Air)	Field Filtered Sample (Yes or No)	Perform MS/MSD (Yes or No)	9315_Ra226/PrecSep_21 Radium-226 (GFPC) - 21 day decay	9320_Ra228/PrecSep_0 Radium-228 (GFPC)	Ra226Ra228_GFPC/ Combined Radium-226 and Radium-228	Total Number of containers	Special Instructions/Note:
			Preservation Code:								
SCH-PZ-14S (680-247343-1)	2/28/24	12:41 Eastern		Water			X	X	X	2	

Note: Since laboratory accreditations are subject to change, Eurofins Environment Testing Southeast, LLC places the ownership of method, analyte & accreditation compliance upon our subcontract laboratories. This sample shipment is forwarded under chain-of-custody. If the laboratory does not currently maintain accreditation in the State of Origin listed above for analysis/tests/matrix being analyzed, the samples must be shipped back to the Eurofins Environment Testing Southeast, LLC laboratory or other instructions will be provided. Any changes to accreditation status should be brought to Eurofins Environment Testing Southeast, LLC attention immediately. If all requested accreditations are current to date, return the signed Chain of Custody attesting to said compliance to Eurofins Environment Testing Southeast, LLC.

Possible Hazard Identification *Unconfirmed*			***Sample Disposal (A fee may be assessed if samples are retained longer than 1 month)*** ☐ *Return To Client* ☐ *Disposal By Lab* ☐ *Archive For* _____ *Months*		
Deliverable Requested: I, II, III, IV, Other (specify)	Primary Deliverable Rank: 2		Special Instructions/QC Requirements:		
Empty Kit Relinquished by:	Date:	Time:	Method of Shipment:		
Relinquished by:	Date/Time: 3/7/24 1726	Company	Received by: Richard Thornley	Date/Time: MAR 0 6 2024 0920	Company: ETA STL
Relinquished by:	Date/Time:	Company	Received by:	Date/Time:	Company
Relinquished by:	Date/Time:	Company	Received by:	Date/Time:	Company
Custody Seals Intact: Δ Yes Δ No	Custody Seal No.:		Cooler Temperature(s) °C and Other Remarks:		

Ver: 06/08/2021

Login Sample Receipt Checklist

Client: Southern Company

Job Number: 680-247343-2

Login Number: 247343

List Source: Eurofins Savannah

List Number: 1

Creator: Johnson, Corey M

Question	Answer	Comment
Radioactivity wasn't checked or is </= background as measured by a survey meter.	N/A	
The cooler's custody seal, if present, is intact.	True	
Sample custody seals, if present, are intact.	True	
The cooler or samples do not appear to have been compromised or tampered with.	True	
Samples were received on ice.	True	
Cooler Temperature is acceptable.	True	
Cooler Temperature is recorded.	True	
COC is present.	True	
COC is filled out in ink and legible.	True	
COC is filled out with all pertinent information.	True	
Is the Field Sampler's name present on COC?	True	
There are no discrepancies between the containers received and the COC.	True	
Samples are received within Holding Time (excluding tests with immediate HTs)	True	
Sample containers have legible labels.	True	
Containers are not broken or leaking.	True	
Sample collection date/times are provided.	True	
Appropriate sample containers are used.	True	
Sample bottles are completely filled.	True	
Sample Preservation Verified.	N/A	
There is sufficient vol. for all requested analyses, incl. any requested MS/MSDs	True	
Containers requiring zero headspace have no headspace or bubble is <6mm (1/4").	N/A	
Multiphasic samples are not present.	True	
Samples do not require splitting or compositing.	True	
Residual Chlorine Checked.	N/A	

Login Sample Receipt Checklist

Client: Southern Company

Job Number: 680-247343-2

Login Number: 247343
List Number: 2
Creator: Thornley, Richard W

List Source: Eurofins St. Louis
List Creation: 03/06/24 02:21 PM

Question	Answer	Comment
Radioactivity wasn't checked or is </= background as measured by a survey meter.	True	
The cooler's custody seal, if present, is intact.	True	
Sample custody seals, if present, are intact.	True	
The cooler or samples do not appear to have been compromised or tampered with.	True	
Samples were received on ice.	N/A	
Cooler Temperature is acceptable.	True	
Cooler Temperature is recorded.	True	
COC is present.	True	
COC is filled out in ink and legible.	True	
COC is filled out with all pertinent information.	True	
Is the Field Sampler's name present on COC?	N/A	
There are no discrepancies between the containers received and the COC.	True	
Samples are received within Holding Time (excluding tests with immediate HTs)	True	
Sample containers have legible labels.	True	
Containers are not broken or leaking.	True	
Sample collection date/times are provided.	True	
Appropriate sample containers are used.	True	
Sample bottles are completely filled.	True	
Sample Preservation Verified.	True	
There is sufficient vol. for all requested analyses, incl. any requested MS/MSDs	True	
Containers requiring zero headspace have no headspace or bubble is <6mm (1/4").	N/A	
Multiphasic samples are not present.	True	
Samples do not require splitting or compositing.	True	
Residual Chlorine Checked.	N/A	

eurofins | Environment Testing

ANALYTICAL REPORT

PREPARED FOR

Attn: Joju Abraham
Southern Company
241 Ralph McGill Blvd SE
B10185
Atlanta, Georgia 30308

Generated 4/17/2024 10:10:01 AM

JOB DESCRIPTION

CCR - Plant Scherer Additional PZ

JOB NUMBER

680-247344-2

Eurofins Savannah
5102 LaRoche Avenue
Savannah GA 31404

See page two for job notes and contact information.

my EOL

Eurofins Savannah

Job Notes

This report may not be reproduced except in full, and with written approval from the laboratory. The results relate only to the samples tested. For questions please contact the Project Manager at the e-mail address or telephone number listed on this page.

The test results in this report relate only to the samples as received by the laboratory and will meet all requirements of the methodology, with any exceptions noted. This report shall not be reproduced except in full, without the express written approval of the laboratory. All questions should be directed to the Eurofins Environment Testing Southeast, LLC Project Manager.

Authorization

Generated
4/17/2024 10:10:01 AM

Authorized for release by
David Fuller, Project Manager
David.Fuller@et.eurofinsus.com
(770)344-8986

Definitions/Glossary

Client: Southern Company
Job ID: 680-247344-2
Project/Site: CCR - Plant Scherer Additional PZ

Qualifiers

Rad

Qualifier	Qualifier Description
U	Result is less than the sample detection limit.

Glossary

Abbreviation	These commonly used abbreviations may or may not be present in this report.
¤	Listed under the "D" column to designate that the result is reported on a dry weight basis
%R	Percent Recovery
CFL	Contains Free Liquid
CFU	Colony Forming Unit
CNF	Contains No Free Liquid
DER	Duplicate Error Ratio (normalized absolute difference)
Dil Fac	Dilution Factor
DL	Detection Limit (DoD/DOE)
DL, RA, RE, IN	Indicates a Dilution, Re-analysis, Re-extraction, or additional Initial metals/anion analysis of the sample
DLC	Decision Level Concentration (Radiochemistry)
EDL	Estimated Detection Limit (Dioxin)
LOD	Limit of Detection (DoD/DOE)
LOQ	Limit of Quantitation (DoD/DOE)
MCL	EPA recommended "Maximum Contaminant Level"
MDA	Minimum Detectable Activity (Radiochemistry)
MDC	Minimum Detectable Concentration (Radiochemistry)
MDL	Method Detection Limit
ML	Minimum Level (Dioxin)
MPN	Most Probable Number
MQL	Method Quantitation Limit
NC	Not Calculated
ND	Not Detected at the reporting limit (or MDL or EDL if shown)
NEG	Negative / Absent
POS	Positive / Present
PQL	Practical Quantitation Limit
PRES	Presumptive
QC	Quality Control
RER	Relative Error Ratio (Radiochemistry)
RL	Reporting Limit or Requested Limit (Radiochemistry)
RPD	Relative Percent Difference, a measure of the relative difference between two points
TEF	Toxicity Equivalent Factor (Dioxin)
TEQ	Toxicity Equivalent Quotient (Dioxin)
TNTC	Too Numerous To Count

Sample Summary

Client: Southern Company
Project/Site: CCR - Plant Scherer Additional PZ

Job ID: 680-247344-2

Lab Sample ID	Client Sample ID	Matrix	Collected	Received
680-247344-1	SCH-PZ-25S	Water	02/28/24 09:09	02/29/24 12:14

Job Narrative
680-247344-2

Analytical test results meet all requirements of the associated regulatory program listed on the Accreditation/Certification Summary Page unless otherwise noted under the individual analysis. Data qualifiers are applied to indicate exceptions. Noncompliant quality control (QC) is further explained in narrative comments.

- Matrix QC may not be reported if insufficient sample or site-specific QC samples were not submitted. In these situations, to demonstrate precision and accuracy at a batch level, a LCS/LCSD may be performed, unless otherwise specified in the method.
- Surrogate and/or isotope dilution analyte recoveries (if applicable) which are outside of the QC window are confirmed unless attributed to a dilution or otherwise noted in the narrative.

Receipt
The samples were received on 2/29/2024 12:14 PM. Unless otherwise noted below, the samples arrived in good condition, and, where required, properly preserved and on ice. The temperature of the cooler at receipt time was 1.8°C.

Gas Flow Proportional Counter
Method 9320_Ra228: Radium-228 prep batch 160-651426:

The Ra-228 laboratory control sample (LCS) associated with the following samples recovered at 138% (LCS 160-651426/2-A). The limits in our LIMS system at (75-125%) reflect the requirements of a regulatory agency that represents a large amount of our work. However the samples associated with this LCS are not from this agency and are therefore held to our in-house statistical limits of (63-150%). The LCS is within criteria and no further action is required.

No additional analytical or quality issues were noted, other than those described above or in the Definitions/ Glossary page.

Rad
No additional analytical or quality issues were noted, other than those described above or in the Definitions/ Glossary page.

Client Sample Results

Client: Southern Company
Project/Site: CCR - Plant Scherer Additional PZ

Job ID: 680-247344-2

Client Sample ID: SCH-PZ-25S

Lab Sample ID: 680-247344-1

Date Collected: 02/28/24 09:09
Matrix: Water
Date Received: 02/29/24 12:14

Method: SW846 9315 - Radium-226 (GFPC)

Analyte	Result	Qualifier	Count Uncert. (2σ+/-)	Total Uncert. (2σ+/-)	RL	MDC	Unit	Prepared	Analyzed	Dil Fac
Radium-226	0.0221	U	0.0480	0.0480	1.00	0.0881	pCi/L	03/07/24 11:02	03/29/24 15:00	1

Carrier	*%Yield*	*Qualifier*	*Limits*	*Prepared*	*Analyzed*	*Dil Fac*
Ba Carrier	*93.6*		*30 - 110*	*03/07/24 11:02*	*03/29/24 15:00*	*1*

Method: SW846 9320 - Radium-228 (GFPC)

Analyte	Result	Qualifier	Count Uncert. (2σ+/-)	Total Uncert. (2σ+/-)	RL	MDC	Unit	Prepared	Analyzed	Dil Fac
Radium-228	0.0320	U	0.228	0.228	1.00	0.429	pCi/L	03/07/24 11:08	03/15/24 11:54	1

Carrier	*%Yield*	*Qualifier*	*Limits*	*Prepared*	*Analyzed*	*Dil Fac*
Ba Carrier	*93.6*		*30 - 110*	*03/07/24 11:08*	*03/15/24 11:54*	*1*
Y Carrier	*81.9*		*30 - 110*	*03/07/24 11:08*	*03/15/24 11:54*	*1*

Method: TAL-STL Ra226_Ra228 - Combined Radium-226 and Radium-228

Analyte	Result	Qualifier	Count Uncert. (2σ+/-)	Total Uncert. (2σ+/-)	RL	MDC	Unit	Prepared	Analyzed	Dil Fac
Combined Radium 226 + 228	0.0541	U	0.233	0.233	5.00	0.429	pCi/L		04/16/24 09:19	1

Tracer/Carrier Summary

Client: Southern Company
Project/Site: CCR - Plant Scherer Additional PZ

Job ID: 680-247344-2

Method: 9315 - Radium-226 (GFPC)

Matrix: Water **Prep Type: Total/NA**

		Percent Yield (Acceptance Limits)							
		Ba							
Lab Sample ID	Client Sample ID	(30-110)							
240-200471-P-1-C DU	Duplicate	101							
680-247344-1	SCH-PZ-25S	93.6							
LCS 160-651423/2-A	Lab Control Sample	99.7							
MB 160-651423/1-A	Method Blank	94.1							

Tracer/Carrier Legend

Ba = Ba Carrier

Method: 9320 - Radium-228 (GFPC)

Matrix: Water **Prep Type: Total/NA**

		Percent Yield (Acceptance Limits)							
		Ba	Y						
Lab Sample ID	Client Sample ID	(30-110)	(30-110)						
240-200471-P-1-B DU	Duplicate	101	77.4						
680-247344-1	SCH-PZ-25S	93.6	81.9						
LCS 160-651426/2-A	Lab Control Sample	99.7	66.9						
MB 160-651426/1-A	Method Blank	94.1	73.3						

Tracer/Carrier Legend

Ba = Ba Carrier

Y = Y Carrier

QC Sample Results

Client: Southern Company
Project/Site: CCR - Plant Scherer Additional PZ

Job ID: 680-247344-2

Method: 9315 - Radium-226 (GFPC)

Lab Sample ID: MB 160-651423/1-A — **Client Sample ID: Method Blank**
Matrix: Water — **Prep Type: Total/NA**
Analysis Batch: 654534 — **Prep Batch: 651423**

Analyte	MB Result	MB Qualifier	Count Uncert. (2σ+/-)	Total Uncert. (2σ+/-)	RL	MDC	Unit	Prepared	Analyzed	Dil Fac
Radium-226	0.05786	U	0.0611	0.0614	1.00	0.0971	pCi/L	03/07/24 11:02	03/29/24 08:58	1

Carrier	*MB %Yield*	*MB Qualifier*	*Limits*	*Prepared*	*Analyzed*	*Dil Fac*
Ba Carrier	*94.1*		*30 - 110*	*03/07/24 11:02*	*03/29/24 08:58*	*1*

Lab Sample ID: LCS 160-651423/2-A — **Client Sample ID: Lab Control Sample**
Matrix: Water — **Prep Type: Total/NA**
Analysis Batch: 654534 — **Prep Batch: 651423**

Analyte			Spike Added	LCS Result	LCS Qual	Total Uncert. (2σ+/-)	RL	MDC	Unit	%Rec	%Rec Limits		
Radium-226			11.3	10.85		1.11	1.00	0.0785	pCi/L	96	75 - 125		

Carrier	*LCS %Yield*	*LCS Qualifier*	*Limits*
Ba Carrier	*99.7*		*30 - 110*

Lab Sample ID: 240-200471-P-1-C DU — **Client Sample ID: Duplicate**
Matrix: Water — **Prep Type: Total/NA**
Analysis Batch: 654564 — **Prep Batch: 651423**

Analyte	Sample Result	Sample Qual		DU Result	DU Qual	Total Uncert. (2σ+/-)	RL	MDC	Unit			RER	RER Limit
Radium-226	0.413			0.6129		0.144	1.00	0.0995	pCi/L			0.77	1

Carrier	*DU %Yield*	*DU Qualifier*	*Limits*
Ba Carrier	*101*		*30 - 110*

Method: 9320 - Radium-228 (GFPC)

Lab Sample ID: MB 160-651426/1-A — **Client Sample ID: Method Blank**
Matrix: Water — **Prep Type: Total/NA**
Analysis Batch: 652701 — **Prep Batch: 651426**

Analyte	MB Result	MB Qualifier	Count Uncert. (2σ+/-)	Total Uncert. (2σ+/-)	RL	MDC	Unit	Prepared	Analyzed	Dil Fac
Radium-228	-0.09582	U	0.263	0.263	1.00	0.532	pCi/L	03/07/24 11:08	03/15/24 11:51	1

Carrier	*MB %Yield*	*MB Qualifier*	*Limits*	*Prepared*	*Analyzed*	*Dil Fac*
Ba Carrier	*94.1*		*30 - 110*	*03/07/24 11:08*	*03/15/24 11:51*	*1*
Y Carrier	*73.3*		*30 - 110*	*03/07/24 11:08*	*03/15/24 11:51*	*1*

Method: 9320 - Radium-228 (GFPC) (Continued)

Lab Sample ID: LCS 160-651426/2-A
Client Sample ID: Lab Control Sample
Matrix: Water
Prep Type: Total/NA
Analysis Batch: 652701
Prep Batch: 651426

Analyte			Spike Added	LCS Result	LCS Qual	Total Uncert. (2σ+/-)	RL	MDC	Unit	%Rec	%Rec Limits		
Radium-228			9.12	12.62		1.64	1.00	0.564	pCi/L	138	75 - 125		

Carrier	*LCS %Yield*	*LCS Qualifier*	*Limits*
Ba Carrier	*99.7*		*30 - 110*
Y Carrier	*66.9*		*30 - 110*

Lab Sample ID: 240-200471-P-1-B DU
Client Sample ID: Duplicate
Matrix: Water
Prep Type: Total/NA
Analysis Batch: 652701
Prep Batch: 651426

Analyte	Sample Result	Sample Qual		DU Result	DU Qual	Total Uncert. (2σ+/-)	RL	MDC	Unit			RER	RER Limit
Radium-228	-0.0188	U		0.4510	U	0.329	1.00	0.494	pCi/L			0.72	1

Carrier	*DU %Yield*	*DU Qualifier*	*Limits*
Ba Carrier	*101*		*30 - 110*
Y Carrier	*77.4*		*30 - 110*

QC Association Summary

Client: Southern Company
Project/Site: CCR - Plant Scherer Additional PZ

Job ID: 680-247344-2

Rad

Prep Batch: 651423

Lab Sample ID	Client Sample ID	Prep Type	Matrix	Method	Prep Batch
680-247344-1	SCH-PZ-25S	Total/NA	Water	PrecSep-21	
MB 160-651423/1-A	Method Blank	Total/NA	Water	PrecSep-21	
LCS 160-651423/2-A	Lab Control Sample	Total/NA	Water	PrecSep-21	
240-200471-P-1-C DU	Duplicate	Total/NA	Water	PrecSep-21	

Prep Batch: 651426

Lab Sample ID	Client Sample ID	Prep Type	Matrix	Method	Prep Batch
680-247344-1	SCH-PZ-25S	Total/NA	Water	PrecSep_0	
MB 160-651426/1-A	Method Blank	Total/NA	Water	PrecSep_0	
LCS 160-651426/2-A	Lab Control Sample	Total/NA	Water	PrecSep_0	
240-200471-P-1-B DU	Duplicate	Total/NA	Water	PrecSep_0	

Lab Chronicle

Client: Southern Company
Project/Site: CCR - Plant Scherer Additional PZ

Job ID: 680-247344-2

Client Sample ID: SCH-PZ-25S

Date Collected: 02/28/24 09:09
Date Received: 02/29/24 12:14

Lab Sample ID: 680-247344-1

Matrix: Water

Prep Type	Batch Type	Batch Method	Run	Dil Factor	Initial Amount	Final Amount	Batch Number	Prepared or Analyzed	Analyst	Lab
Total/NA	Prep	PrecSep-21			1002.08 mL	1.0 g	651423	03/07/24 11:02	KAK	EET SL
Total/NA	Analysis	9315		1			654534	03/29/24 15:00	SCB	EET SL
	Instrument ID:	GFPCRED								
Total/NA	Prep	PrecSep_0			1002.08 mL	1.0 g	651426	03/07/24 11:08	KAK	EET SL
Total/NA	Analysis	9320		1			652701	03/15/24 11:54	SCB	EET SL
	Instrument ID:	GFPCORANGE								
Total/NA	Analysis	Ra226_Ra228		1			657079	04/16/24 09:19	FLC	EET SL
	Instrument ID:	NOEQUIP								

Laboratory References:

EET SL = Eurofins St. Louis, 13715 Rider Trail North, Earth City, MO 63045, TEL (314)298-8566

Accreditation/Certification Summary

Client: Southern Company
Job ID: 680-247344-2
Project/Site: CCR - Plant Scherer Additional PZ

Laboratory: Eurofins St. Louis

The accreditations/certifications listed below are applicable to this report.

Authority	Program	Identification Number	Expiration Date
Florida	NELAP	E87689	06-30-24

Method Summary

Client: Southern Company
Project/Site: CCR - Plant Scherer Additional PZ

Job ID: 680-247344-2

Method	Method Description	Protocol	Laboratory
9315	Radium-226 (GFPC)	SW846	EET SL
9320	Radium-228 (GFPC)	SW846	EET SL
Ra226_Ra228	Combined Radium-226 and Radium-228	TAL-STL	EET SL
PrecSep_0	Preparation, Precipitate Separation	None	EET SL
PrecSep-21	Preparation, Precipitate Separation (21-Day In-Growth)	None	EET SL

Protocol References:

None = None

SW846 = "Test Methods For Evaluating Solid Waste, Physical/Chemical Methods", Third Edition, November 1986 And Its Updates.

TAL-STL = TestAmerica Laboratories, St. Louis, Facility Standard Operating Procedure.

Laboratory References:

EET SL = Eurofins St. Louis, 13715 Rider Trail North, Earth City, MO 63045, TEL (314)298-8566

Eurofins Savannah
5102 LaRoche Avenue
Savannah, GA 31404
Phone (912) 354-7858 Phone (912) 352-0165

Chain of Custody Record

eurofins | Environment Testing

Client Information	Sampler(s): Mark Mann	Lab PM / Phone: David Fuller / 770-344-8986	Carrier Tracking No(s):	COC No:
Client Contact: Joju Abraham	Site-Project Manager / Phone: Dawn Prell / 248-536-5445	E-Mail: David.Fuller@et.eurofinsus.com	State of Origin: GA	Page: Page 1 of 1
Company: Southern Company				Job #:
Address: 241 Ralph McGill Blvd SE B10185	Due Date Requested:			
City: Atlanta	TAT Requested (days): 2 weeks			
State, Zip: GA, 30308	Compliance Project: Δ Yes Δ No			
Phone:	Lab Project #: (DO NOT REMOVE) 68027798			
Email: JAbraham@southernco.com	Lab PO #: GPC82130-0003 / PO Line #1			
Project Name: CCR - Plant Scherer Additional PZ	Project #:			
Site:				

Analysis Requested

Preservation Codes:
A - HCL, B - NaOH, C - Zn Acetate, D - Nitric Acid, E - NaHSO4, F - MeOH, G - Amchlor, H - Ascorbic Acid, I - Ice, J - DI Water, K - EDTA, L - EDA
M - Hexane, N - None, O - AsNaO2, P - Na2O4S, Q - Na2SO3, R - Na2S2O3, S - H2SO4, T - TSP Dodecahydrate, U - Acetone, V - MCAA, W - pH 4-5, Y - Trizma, Z - other (specify)
Other:

Task_Code: SCH-CCR-ASSMT-2024S1

Special Instructions/Notes:

Sample Identification	Sample Date	Sample Time	Sample Type (C=comp, G=grab)	Matrix (W=water, S=solid, O=waste/oil, BT=Tissue, A=Air)	Field Filtered Sample (Yes or No)	Perform MS/MSD (Yes or No)	300_ORGFM_28D - Chloride, Fluoride, Sulfate	2540C - Solids, Total Dissolved (TDS)	6020B - App III and IV w/ Mg, Na, K	7470A - App IV Mercury	6020B - App III w/ Co, Mg, Na, K	2320B - Alkalinity, Total, Carb/Bicarb	9315_Ra226 - Radium 226	9320_Ra228 - Radium 228	Ra226Ra228_GFPC - Combined Radium 226 and 228	Total Number of containers	Special Instructions/Notes:
			Preservation Code:		X	X	N	N	D	D	D	N	D	D	D	X	
SCH-PZ-25S	2/28/24	9:09	G	WG	N	N	X	X	X	X		X	X	X	X		
SCH-PZ-25I	2/28/24	10:51	G	WG	N	N	X	X			X	X					

680-247344 Chain of Custody

Possible Hazard Identification
☐ Non-Hazard ☐ Flammable ☐ Skin Irritant ☐ Poison B ☐ Unknown ☐ Radiological

Sample Disposal (A fee may be assessed if samples are retained longer than 1 month)
☐ Return To Client ☐ Disposal By Lab ☐ Archive For _____ Months

Deliverable Requested: I, II, III, IV, Other (specify)

Special Instructions/QC Requirements:

Empty Kit Relinquished by:	Date:	Time:	Method of Shipment:

Relinquished by:	Date/Time:	Company	Received by:	Date/Time:	Company
MARK MANN / [signature]	02/29/24 0820		E Cook Quantez Cook	2/29/24 8:20	
			[signature]	2/29/24 1214	
			[signature]	1.8/1.6	

Custody Seals Intact: Δ Yes Δ No	Custody Seal No.:	Cooler Temperature(s) °C and Other Remarks:

Ver: 01/16/2019

4/17/2024

1 2 3 4 5 6 7 8 9 10 11 12 13

Eurofins Savannah
5102 LaRoche Avenue
Savannah, GA 31404
Phone: 912-354-7858 Fax: 912-352-0165

Chain of Custody Record

eurofins | Environment Testing

Client Information (Sub Contract Lab)	Sampler:	Lab PM: Fuller, David	Carrier Tracking No(s):	COC No: 680-765321.1
Client Contact: Shipping/Receiving	Phone:	E-Mail: David.Fuller@et.eurofinsus.com	State of Origin: Georgia	Page: Page 1 of 1
Company: TestAmerica Laboratories, Inc.		Accreditations Required (See note): NELAP - Florida; State - Georgia		Job #: 680-247344-2
Address: 13715 Rider Trail North,	Due Date Requested: 3/29/2024			
City: Earth City	TAT Requested (days):			
State, Zip: MO, 63045				
Phone: 314-298-8566(Tel) 314-298-8757(Fax)	PO #:			
Email:	WO #:			
Project Name: CCR - Plant Scherer Additional PZ	Project #: 68027798			
Site:	SSOW#:			

Analysis Requested

Preservation Codes:
A - HCL
B - NaOH
C - Zn Acetate
D - Nitric Acid
E - NaHSO4
F - MeOH
G - Amchlor
H - Ascorbic Acid
I - Ice
J - DI Water
K - EDTA
L - EDA
M - Hexane
N - None
O - AsNaO2
P - Na2O4S
Q - Na2SO3
R - Na2S2O3
S - H2SO4
T - TSP Dodecahydrate
U - Acetone
V - MCAA
W - pH 4-5
Y - Trizma
Z - other (specify)
Other:

Sample Identification - Client ID (Lab ID)	Sample Date	Sample Time	Sample Type (C=comp, G=grab)	Matrix (W=water, S=solid, O=waste/oil, BT=Tissue, A=Air)	Field Filtered Sample (Yes or No)	Perform MS/MSD (Yes or No)	9315_Ra226/PrecSep_21 Radium-226 (GFPC) - 21 day decay	9320_Ra228/PrecSep_0 Radium-228 (GFPC)	Ra226Ra228_GFPC/ Combined Radium-226 and Radium-228	Total Number of containers	Special Instructions/Note:
				Preservation Code:							
SCH-PZ-25S (680-247344-1)	2/28/24	09:09 Eastern		Water			X	X	X	2	

Note: Since laboratory accreditations are subject to change, Eurofins Environment Testing Southeast, LLC places the ownership of method, analyte & accreditation compliance upon our subcontract laboratories. This sample shipment is forwarded under chain-of-custody. If the laboratory does not currently maintain accreditation in the State of Origin listed above for analysis/tests/matrix being analyzed, the samples must be shipped back to the Eurofins Environment Testing Southeast, LLC laboratory or other instructions will be provided. Any changes to accreditation status should be brought to Eurofins Environment Testing Southeast, LLC attention immediately. If all requested accreditations are current to date, return the signed Chain of Custody attesting to said compliance to Eurofins Environment Testing Southeast, LLC.

Possible Hazard Identification	Sample Disposal (A fee may be assessed if samples are retained longer than 1 month)
Unconfirmed	☐ Return To Client ☐ Disposal By Lab ☐ Archive For _____ Months
Deliverable Requested: I, II, III, IV, Other (specify) Primary Deliverable Rank: 2	Special Instructions/QC Requirements:

Empty Kit Relinquished by:	Date:	Time:	Method of Shipment:		
Relinquished by:	Date/Time: 2/5/24 1726	Company	Received by: Richard Thornley	Date/Time: MAR 06 2024 0920	Company: ETA STL
Relinquished by:	Date/Time:	Company	Received by:	Date/Time:	Company
Relinquished by:	Date/Time:	Company	Received by:	Date/Time:	Company
Custody Seals Intact: Δ Yes Δ No	Custody Seal No.:		Cooler Temperature(s) °C and Other Remarks:		

Ver: 06/08/2021

Login Sample Receipt Checklist

Client: Southern Company

Job Number: 680-247344-2

Login Number: 247344

List Source: Eurofins Savannah

List Number: 1

Creator: Johnson, Corey M

Question	Answer	Comment
Radioactivity wasn't checked or is </= background as measured by a survey meter.	N/A	
The cooler's custody seal, if present, is intact.	True	
Sample custody seals, if present, are intact.	True	
The cooler or samples do not appear to have been compromised or tampered with.	True	
Samples were received on ice.	True	
Cooler Temperature is acceptable.	True	
Cooler Temperature is recorded.	True	
COC is present.	True	
COC is filled out in ink and legible.	True	
COC is filled out with all pertinent information.	True	
Is the Field Sampler's name present on COC?	True	
There are no discrepancies between the containers received and the COC.	True	
Samples are received within Holding Time (excluding tests with immediate HTs)	True	
Sample containers have legible labels.	True	
Containers are not broken or leaking.	True	
Sample collection date/times are provided.	True	
Appropriate sample containers are used.	True	
Sample bottles are completely filled.	True	
Sample Preservation Verified.	N/A	
There is sufficient vol. for all requested analyses, incl. any requested MS/MSDs	True	
Containers requiring zero headspace have no headspace or bubble is <6mm (1/4").	N/A	
Multiphasic samples are not present.	True	
Samples do not require splitting or compositing.	True	
Residual Chlorine Checked.	N/A	

Login Sample Receipt Checklist

Client: Southern Company

Job Number: 680-247344-2

Login Number: 247344
List Number: 2
Creator: Thornley, Richard W

List Source: Eurofins St. Louis
List Creation: 03/06/24 02:21 PM

Question	Answer	Comment
Radioactivity wasn't checked or is </= background as measured by a survey meter.	True	
The cooler's custody seal, if present, is intact.	True	
Sample custody seals, if present, are intact.	True	
The cooler or samples do not appear to have been compromised or tampered with.	True	
Samples were received on ice.	N/A	
Cooler Temperature is acceptable.	True	
Cooler Temperature is recorded.	True	
COC is present.	True	
COC is filled out in ink and legible.	True	
COC is filled out with all pertinent information.	True	
Is the Field Sampler's name present on COC?	N/A	
There are no discrepancies between the containers received and the COC.	True	
Samples are received within Holding Time (excluding tests with immediate HTs)	True	
Sample containers have legible labels.	True	
Containers are not broken or leaking.	True	
Sample collection date/times are provided.	True	
Appropriate sample containers are used.	True	
Sample bottles are completely filled.	True	
Sample Preservation Verified.	True	
There is sufficient vol. for all requested analyses, incl. any requested MS/MSDs	True	
Containers requiring zero headspace have no headspace or bubble is <6mm (1/4").	N/A	
Multiphasic samples are not present.	True	
Samples do not require splitting or compositing.	True	
Residual Chlorine Checked.	N/A	

APPENDIX B

Analytical Results
May 2024

eurofins | Environment Testing

ANALYTICAL REPORT

PREPARED FOR

Attn: Joju Abraham
Southern Company
241 Ralph McGill Blvd SE
B10185
Atlanta, Georgia 30308

Generated 6/11/2024 4:12:45 PM Revision 1

JOB DESCRIPTION

CCR - Plant Scherer Ash Pond

JOB NUMBER

680-250620-1

Eurofins Savannah
5102 LaRoche Avenue
Savannah GA 31404

See page two for job notes and contact information.

my EOL

Eurofins Savannah

Job Notes

This report may not be reproduced except in full, and with written approval from the laboratory. The results relate only to the samples tested. For questions please contact the Project Manager at the e-mail address or telephone number listed on this page.

The test results in this report relate only to the samples as received by the laboratory and will meet all requirements of the methodology, with any exceptions noted. This report shall not be reproduced except in full, without the express written approval of the laboratory. All questions should be directed to the Eurofins Environment Testing Southeast, LLC Project Manager.

Authorization

Generated
6/11/2024 4:12:45 PM
Revision 1

Authorized for release by
David Fuller, Project Manager
David.Fuller@et.eurofinsus.com
(770)344-8986

Definitions/Glossary

Client: Southern Company
Project/Site: CCR - Plant Scherer Ash Pond

Job ID: 680-250620-1

Qualifiers

Rad

Qualifier	Qualifier Description
U	Result is less than the sample detection limit.

Glossary

Abbreviation	These commonly used abbreviations may or may not be present in this report.
¤	Listed under the "D" column to designate that the result is reported on a dry weight basis
%R	Percent Recovery
CFL	Contains Free Liquid
CFU	Colony Forming Unit
CNF	Contains No Free Liquid
DER	Duplicate Error Ratio (normalized absolute difference)
Dil Fac	Dilution Factor
DL	Detection Limit (DoD/DOE)
DL, RA, RE, IN	Indicates a Dilution, Re-analysis, Re-extraction, or additional Initial metals/anion analysis of the sample
DLC	Decision Level Concentration (Radiochemistry)
EDL	Estimated Detection Limit (Dioxin)
LOD	Limit of Detection (DoD/DOE)
LOQ	Limit of Quantitation (DoD/DOE)
MCL	EPA recommended "Maximum Contaminant Level"
MDA	Minimum Detectable Activity (Radiochemistry)
MDC	Minimum Detectable Concentration (Radiochemistry)
MDL	Method Detection Limit
ML	Minimum Level (Dioxin)
MPN	Most Probable Number
MQL	Method Quantitation Limit
NC	Not Calculated
ND	Not Detected at the reporting limit (or MDL or EDL if shown)
NEG	Negative / Absent
POS	Positive / Present
PQL	Practical Quantitation Limit
PRES	Presumptive
QC	Quality Control
RER	Relative Error Ratio (Radiochemistry)
RL	Reporting Limit or Requested Limit (Radiochemistry)
RPD	Relative Percent Difference, a measure of the relative difference between two points
TEF	Toxicity Equivalent Factor (Dioxin)
TEQ	Toxicity Equivalent Quotient (Dioxin)
TNTC	Too Numerous To Count

Sample Summary

Client: Southern Company
Project/Site: CCR - Plant Scherer Ash Pond

Job ID: 680-250620-1

Lab Sample ID	Client Sample ID	Matrix	Collected	Received
680-250620-1	SCH-PZ-17I	Water	05/06/24 14:10	05/11/24 09:28

Job Narrative
680-250620-1

Revision 1
The report being provided is a revision of the original report sent on 6/10/2024. The report (revision 1) is being revised in order to correct the Client Sample ID to end with an "I" and not the number 1.

Analytical test results meet all requirements of the associated regulatory program listed on the Accreditation/Certification Summary Page unless otherwise noted under the individual analysis. Data qualifiers are applied to indicate exceptions. Noncompliant quality control (QC) is further explained in narrative comments.

- Matrix QC may not be reported if insufficient sample or site-specific QC samples were not submitted. In these situations, to demonstrate precision and accuracy at a batch level, a LCS/LCSD may be performed, unless otherwise specified in the method.
- Surrogate and/or isotope dilution analyte recoveries (if applicable) which are outside of the QC window are confirmed unless attributed to a dilution or otherwise noted in the narrative.

Receipt
The sample was received on 5/11/2024 9:28 AM. Unless otherwise noted below, the sample arrived in good condition, and, where required, properly preserved and on ice. The temperature of the cooler at receipt time was 11.3°C.

Gas Flow Proportional Counter
No additional analytical or quality issues were noted, other than those described above or in the Definitions/ Glossary page.

Rad
No additional analytical or quality issues were noted, other than those described above or in the Definitions/ Glossary page.

Client Sample Results

Client: Southern Company
Project/Site: CCR - Plant Scherer Ash Pond

Job ID: 680-250620-1

Client Sample ID: SCH-PZ-17I

Date Collected: 05/06/24 14:10
Date Received: 05/11/24 09:28

Lab Sample ID: 680-250620-1

Matrix: Water

Method: SW846 9315 - Radium-226 (GFPC)

Analyte	Result	Qualifier	Count Uncert. (2σ+/-)	Total Uncert. (2σ+/-)	RL	MDC	Unit	Prepared	Analyzed	Dil Fac
Radium-226	0.0281	U	0.150	0.150	1.00	0.283	pCi/L	05/15/24 08:44	06/06/24 14:43	1

Carrier	*%Yield*	*Qualifier*	*Limits*	*Prepared*	*Analyzed*	*Dil Fac*
Ba Carrier	*95.8*		*30 - 110*	*05/15/24 08:44*	*06/06/24 14:43*	*1*

Method: SW846 9320 - Radium-228 (GFPC)

Analyte	Result	Qualifier	Count Uncert. (2σ+/-)	Total Uncert. (2σ+/-)	RL	MDC	Unit	Prepared	Analyzed	Dil Fac
Radium-228	-0.0422	U	0.243	0.243	1.00	0.476	pCi/L	05/15/24 08:49	06/05/24 11:40	1

Carrier	*%Yield*	*Qualifier*	*Limits*	*Prepared*	*Analyzed*	*Dil Fac*
Ba Carrier	*95.8*		*30 - 110*	*05/15/24 08:49*	*06/05/24 11:40*	*1*
Y Carrier	*82.2*		*30 - 110*	*05/15/24 08:49*	*06/05/24 11:40*	*1*

Method: TAL-STL Ra226_Ra228 - Combined Radium-226 and Radium-228

Analyte	Result	Qualifier	Count Uncert. (2σ+/-)	Total Uncert. (2σ+/-)	RL	MDC	Unit	Prepared	Analyzed	Dil Fac
Combined Radium 226 + 228	-0.0141	U	0.286	0.286	5.00	0.476	pCi/L		06/10/24 08:38	1

Tracer/Carrier Summary

Client: Southern Company
Project/Site: CCR - Plant Scherer Ash Pond

Job ID: 680-250620-1

Method: 9315 - Radium-226 (GFPC)

Matrix: Water **Prep Type: Total/NA**

		Percent Yield (Acceptance Limits)							
Lab Sample ID	Client Sample ID	Ba (30-110)							
380-95430-A-1-B DU	Duplicate	86.3							
680-250620-1	SCH-PZ-17I	95.8							
LCS 160-661782/2-A	Lab Control Sample	94.5							
MB 160-661782/1-A	Method Blank	96.3							

Tracer/Carrier Legend

Ba = Ba Carrier

Method: 9320 - Radium-228 (GFPC)

Matrix: Water **Prep Type: Total/NA**

		Percent Yield (Acceptance Limits)							
Lab Sample ID	Client Sample ID	Ba (30-110)	Y (30-110)						
380-95430-A-1-D DU	Duplicate	86.3	71.0						
680-250620-1	SCH-PZ-17I	95.8	82.2						
LCS 160-661783/2-A	Lab Control Sample	94.5	84.1						
MB 160-661783/1-A	Method Blank	96.3	81.9						

Tracer/Carrier Legend

Ba = Ba Carrier

Y = Y Carrier

QC Sample Results

Client: Southern Company
Project/Site: CCR - Plant Scherer Ash Pond

Job ID: 680-250620-1

Method: 9315 - Radium-226 (GFPC)

Lab Sample ID: MB 160-661782/1-A
Matrix: Water
Analysis Batch: 664913

Client Sample ID: Method Blank
Prep Type: Total/NA
Prep Batch: 661782

Analyte	MB Result	MB Qualifier	Count Uncert. (2σ+/-)	Total Uncert. (2σ+/-)	RL	MDC	Unit	Prepared	Analyzed	Dil Fac
Radium-226	0.05981	U	0.111	0.111	1.00	0.199	pCi/L	05/15/24 08:44	06/06/24 12:10	1

Carrier	*MB %Yield*	*MB Qualifier*	*Limits*	*Prepared*	*Analyzed*	*Dil Fac*
Ba Carrier	*96.3*		*30 - 110*	*05/15/24 08:44*	*06/06/24 12:10*	*1*

Lab Sample ID: LCS 160-661782/2-A
Matrix: Water
Analysis Batch: 664915

Client Sample ID: Lab Control Sample
Prep Type: Total/NA
Prep Batch: 661782

Analyte			Spike Added	LCS Result	LCS Qual	Total Uncert. (2σ+/-)	RL	MDC	Unit	%Rec	%Rec Limits		
Radium-226			11.3	10.83		1.29	1.00	0.266	pCi/L	96	75 - 125		

Carrier	*LCS %Yield*	*LCS Qualifier*	*Limits*
Ba Carrier	*94.5*		*30 - 110*

Lab Sample ID: 380-95430-A-1-B DU
Matrix: Water
Analysis Batch: 664902

Client Sample ID: Duplicate
Prep Type: Total/NA
Prep Batch: 661782

Analyte	Sample Result	Sample Qual		DU Result	DU Qual	Total Uncert. (2σ+/-)	RL	MDC	Unit			RER	RER Limit
Radium-226	0.330			0.1064	U	0.133	1.00	0.137	pCi/L			0.67	1

Carrier	*DU %Yield*	*DU Qualifier*	*Limits*
Ba Carrier	*86.3*		*30 - 110*

Method: 9320 - Radium-228 (GFPC)

Lab Sample ID: MB 160-661783/1-A
Matrix: Water
Analysis Batch: 664838

Client Sample ID: Method Blank
Prep Type: Total/NA
Prep Batch: 661783

Analyte	MB Result	MB Qualifier	Count Uncert. (2σ+/-)	Total Uncert. (2σ+/-)	RL	MDC	Unit	Prepared	Analyzed	Dil Fac
Radium-228	0.3275	U	0.279	0.280	1.00	0.432	pCi/L	05/15/24 08:49	06/05/24 11:40	1

Carrier	*MB %Yield*	*MB Qualifier*	*Limits*	*Prepared*	*Analyzed*	*Dil Fac*
Ba Carrier	*96.3*		*30 - 110*	*05/15/24 08:49*	*06/05/24 11:40*	*1*
Y Carrier	*81.9*		*30 - 110*	*05/15/24 08:49*	*06/05/24 11:40*	*1*

Method: 9320 - Radium-228 (GFPC) (Continued)

Lab Sample ID: LCS 160-661783/2-A
Matrix: Water
Analysis Batch: 664838

Client Sample ID: Lab Control Sample
Prep Type: Total/NA
Prep Batch: 661783

Analyte			Spike Added	LCS Result	LCS Qual	Total Uncert. (2σ+/-)	RL	MDC	Unit	%Rec	%Rec Limits		
Radium-228			8.88	9.000		1.23	1.00	0.502	pCi/L	101	75 - 125		

Carrier	*LCS %Yield*	*LCS Qualifier*	*Limits*
Ba Carrier	*94.5*		*30 - 110*
Y Carrier	*84.1*		*30 - 110*

Lab Sample ID: 380-95430-A-1-D DU
Matrix: Water
Analysis Batch: 664838

Client Sample ID: Duplicate
Prep Type: Total/NA
Prep Batch: 661783

Analyte	Sample Result	Sample Qual		DU Result	DU Qual	Total Uncert. (2σ+/-)	RL	MDC	Unit			RER	RER Limit
Radium-228	0.102	U		0.5419		0.425	1.00	0.390	pCi/L			0.52	1

Carrier	*DU %Yield*	*DU Qualifier*	*Limits*
Ba Carrier	*86.3*		*30 - 110*
Y Carrier	*71.0*		*30 - 110*

QC Association Summary

Client: Southern Company
Project/Site: CCR - Plant Scherer Ash Pond

Job ID: 680-250620-1

Rad

Prep Batch: 661782

Lab Sample ID	Client Sample ID	Prep Type	Matrix	Method	Prep Batch
680-250620-1	SCH-PZ-17I	Total/NA	Water	PrecSep-21	
MB 160-661782/1-A	Method Blank	Total/NA	Water	PrecSep-21	
LCS 160-661782/2-A	Lab Control Sample	Total/NA	Water	PrecSep-21	
380-95430-A-1-B DU	Duplicate	Total/NA	Water	PrecSep-21	

Prep Batch: 661783

Lab Sample ID	Client Sample ID	Prep Type	Matrix	Method	Prep Batch
680-250620-1	SCH-PZ-17I	Total/NA	Water	PrecSep_0	
MB 160-661783/1-A	Method Blank	Total/NA	Water	PrecSep_0	
LCS 160-661783/2-A	Lab Control Sample	Total/NA	Water	PrecSep_0	
380-95430-A-1-D DU	Duplicate	Total/NA	Water	PrecSep_0	

Lab Chronicle

Client: Southern Company
Project/Site: CCR - Plant Scherer Ash Pond

Job ID: 680-250620-1

Client Sample ID: SCH-PZ-17I

Date Collected: 05/06/24 14:10
Date Received: 05/11/24 09:28

Lab Sample ID: 680-250620-1

Matrix: Water

Prep Type	Batch Type	Batch Method	Run	Dil Factor	Initial Amount	Final Amount	Batch Number	Prepared or Analyzed	Analyst	Lab
Total/NA	Prep	PrecSep-21			999.89 mL	1.0 g	661782	05/15/24 08:44	MLT	EET SL
Total/NA	Analysis	9315		1			664902	06/06/24 14:43	SCB	EET SL
	Instrument ID:	GFPCRED								
Total/NA	Prep	PrecSep_0			999.89 mL	1.0 g	661783	05/15/24 08:49	MLT	EET SL
Total/NA	Analysis	9320		1			664838	06/05/24 11:40	SCB	EET SL
	Instrument ID:	GFPCORANGE								
Total/NA	Analysis	Ra226_Ra228		1			665300	06/10/24 08:38	FLC	EET SL
	Instrument ID:	NOEQUIP								

Laboratory References:

EET SL = Eurofins St. Louis, 13715 Rider Trail North, Earth City, MO 63045, TEL (314)298-8566

Accreditation/Certification Summary

Client: Southern Company
Project/Site: CCR - Plant Scherer Ash Pond

Job ID: 680-250620-1

Laboratory: Eurofins St. Louis

The accreditations/certifications listed below are applicable to this report.

Authority	Program	Identification Number	Expiration Date
Florida	NELAP	E87689	06-30-24

Method Summary

Client: Southern Company
Project/Site: CCR - Plant Scherer Ash Pond

Job ID: 680-250620-1

Method	Method Description	Protocol	Laboratory
9315	Radium-226 (GFPC)	SW846	EET SL
9320	Radium-228 (GFPC)	SW846	EET SL
Ra226_Ra228	Combined Radium-226 and Radium-228	TAL-STL	EET SL
PrecSep_0	Preparation, Precipitate Separation	None	EET SL
PrecSep-21	Preparation, Precipitate Separation (21-Day In-Growth)	None	EET SL

Protocol References:

None = None

SW846 = "Test Methods For Evaluating Solid Waste, Physical/Chemical Methods", Third Edition, November 1986 And Its Updates.

TAL-STL = TestAmerica Laboratories, St. Louis, Facility Standard Operating Procedure.

Laboratory References:

EET SL = Eurofins St. Louis, 13715 Rider Trail North, Earth City, MO 63045, TEL (314)298-8566

Eurofins Savannah
5102 LaRoche Avenue
Savannah, GA 31404
Phone (912) 354-7858 Phone (912) 352-0165

Chain of Custody Record

eurofins Environment Testing

Client Information	Sampler(s): Dana Bloomfield	Lab PM / Phone: David Fuller / 770-344-8986	Carrier Tracking No(s):	COC No:
Client Contact: Joju Abraham	Site-Project Manager / Phone: Dawn Prell / 248-536-5445	E-Mail: David.Fuller@et.eurofinsus.com	State of Origin: GA	Page: Page 1 of 1
Company: Southern Company				Job #:
Address: 241 Ralph McGill Blvd SE B10185	Due Date Requested:			
City: Atlanta	TAT Requested (business days): 2 weeks			
State, Zip: GA, 30308	Compliance Project: Δ Yes Δ No			
Phone:	Lab Project #: (DO NOT REMOVE) 68027798			
Email: JAbraham@southernco.com	Lab PO #: GPC82130-0003 / PO Line #1			
Project Name: CCR - Plant Scherer Ash Pond	Project #:			
Site:	Task Code: SCH-CCR-ASSMT-2024S1R1			

Analysis Requested

Preservation Codes:
A - HCL, B - NaOH, C - Zn Acetate, D - Nitric Acid, E - NaHSO4, F - MeOH, G - Amchlor, H - Ascorbic Acid, I - Ice, J - DI Water, K - EDTA, L - EDA
M - Hexane, N - None, O - AsNaO2, P - Na2O4S, Q - Na2SO3, R - Na2S2O3, S - H2SO4, T - TSP Dodecahydrate, U - Acetone, V - MCAA, W - pH 4-5, Y - Trizma, Z - other (specify)
Other:

Task_Code: SCH-CCR-ASSMT-2024S1

Special Instructions/Notes:

Sample Identification	Sample Date	Sample Time	Sample Type (C=comp, G=grab)	Matrix (W=water, S=solid, O=waste/oil, BT=Tissue, A=Air)	Field Filtered Sample (Yes or No)	Perform MS/MSD (Yes or No)	9315_Ra226 - Radium 226	9320_Ra228 - Radium 228	Ra226Ra228_GFPC - Combined Radium 226 and 228	Total Number of containers
			Preservation Code:				D	D	D	
SCH-PZ-17I	5/6/24	14:10	G	WG	N	N	X	X	X	2

680-250620 Chain of Custody

Possible Hazard Identification
☒ Non-Hazard ☐ Flammable ☐ Skin Irritant ☐ Poison B ☐ Unknown ☐ Radiological

Sample Disposal (A fee may be assessed if samples are retained longer than 1 month)
☐ Return To Client ☒ Disposal By Lab ☐ Archive For _____ Months

Deliverable Requested: I, II, III, IV, Other (specify) 0

Special Instructions/QC Requirements:

Empty Kit Relinquished by:	Date:	Time:	Method of Shipment:

Relinquished by:	Date/Time:	Company	Received by:	Date/Time:	Company
	05/09/24 1111	WSP		5/9 1111	
Relinquished by:	Date/Time:	Company	Received by:	Date/Time:	Company
	5/9 1111			5/11/24 0928	
Relinquished by:	Date/Time:	Company	Received by:	Date/Time:	Company

Custody Seals Intact: Δ Yes Δ No
Custody Seal No.:
Cooler Temperature(s) °C and Other Remarks: 11.2/11.3

Eurofins Savannah
5102 LaRoche Avenue
Savannah, GA 31404
Phone: 912-354-7858 Fax: 912-352-0165

Chain of Custody Record

eurofins | Environment Testing

Client Information (Sub Contract Lab)	Sampler:	Lab PM: Fuller, David	Carrier Tracking No(s):	COC No: 680-772012.1
Client Contact: Shipping/Receiving	Phone:	E-Mail: David.Fuller@et.eurofinsus.com	State of Origin: Georgia	Page: Page 1 of 1
Company: TestAmerica Laboratories, Inc.		Accreditations Required (See note): NELAP - Florida; State - Georgia		Job #: 680-250620-1
Address: 13715 Rider Trail North, ,	Due Date Requested: 5/22/2024			Preservation Codes: -
City: Earth City	TAT Requested (days):			
State, Zip: MO, 63045				
Phone: 314-298-8566(Tel) 314-298-8757(Fax)	PO #:			
Email:	WO #:			
Project Name: CCR - Plant Scherer ash pond	Project #: 68027798			
Site:	SSOW#:			Other:

Analysis Requested

Sample Identification - Client ID (Lab ID)	Sample Date	Sample Time	Sample Type (C=comp, G=grab)	Matrix (W=water, S=solid, O=waste/oil, BT=Tissue, A=Air)	Field Filtered Sample (Yes or No)	Perform MS/MSD (Yes or No)	9315_Ra226/PrecSep_21 Radium-226 (GFPC) - 21 day decay	9320_Ra228/PrecSep_0 Radium-228 (GFPC)	Ra226Ra228_GFPC/ Combined Radium-226 and Radium-228	Total Number of containers	Special Instructions/Note:
			Preservation Code:		X	X				X	
SCH-PZ-171 (680-250620-1)	5/6/24	14:10 Eastern		Water			X	X	X	2	

Note: Since laboratory accreditations are subject to change, Eurofins Environment Testing Southeast, LLC places the ownership of method, analyte & accreditation compliance upon our subcontract laboratories. This sample shipment is forwarded under chain-of-custody. If the laboratory does not currently maintain accreditation in the State of Origin listed above for analysis/tests/matrix being analyzed, the samples must be shipped back to the Eurofins Environment Testing Southeast, LLC laboratory or other instructions will be provided. Any changes to accreditation status should be brought to Eurofins Environment Testing Southeast, LLC attention immediately. If all requested accreditations are current to date, return the signed Chain of Custody attesting to said compliance to Eurofins Environment Testing Southeast, LLC.

Possible Hazard Identification
Unconfirmed

Sample Disposal (A fee may be assessed if samples are retained longer than 1 month)
☐ *Return To Client* ☐ *Disposal By Lab* ☐ *Archive For* _____ *Months*

Deliverable Requested: I, II, III, IV, Other (specify) Primary Deliverable Rank: 2

Special Instructions/QC Requirements:

Empty Kit Relinquished by:	Date:	Time:	Method of Shipment:

Relinquished by:	Date/Time:	Company:	Received by:	Date/Time:	Company:
C Mo	5/13/24 1600	Eurofins	M. Pinette	MAY 14 2024 0950	
Relinquished by:	Date/Time:	Company:	Received by:	Date/Time:	Company:
Relinquished by:	Date/Time:	Company:	Received by:	Date/Time:	Company:

Custody Seals Intact: Δ Yes Δ No | Custody Seal No.: | Cooler Temperature(s) °C and Other Remarks:

Ver: 06/08/2021

Login Sample Receipt Checklist

Client: Southern Company

Job Number: 680-250620-1

Login Number: 250620
List Number: 1
Creator: Stewart, Rendaisha

List Source: Eurofins Savannah

Question	Answer	Comment
Radioactivity wasn't checked or is </= background as measured by a survey meter.	N/A	
The cooler's custody seal, if present, is intact.	True	
Sample custody seals, if present, are intact.	True	
The cooler or samples do not appear to have been compromised or tampered with.	True	
Samples were received on ice.	False	Thermal preservation not required.
Cooler Temperature is acceptable.	True	
Cooler Temperature is recorded.	True	
COC is present.	True	
COC is filled out in ink and legible.	True	
COC is filled out with all pertinent information.	True	
Is the Field Sampler's name present on COC?	True	
There are no discrepancies between the containers received and the COC.	True	
Samples are received within Holding Time (excluding tests with immediate HTs)	True	
Sample containers have legible labels.	True	
Containers are not broken or leaking.	True	
Sample collection date/times are provided.	True	
Appropriate sample containers are used.	True	
Sample bottles are completely filled.	True	
Sample Preservation Verified.	N/A	
There is sufficient vol. for all requested analyses, incl. any requested MS/MSDs	True	
Containers requiring zero headspace have no headspace or bubble is <6mm (1/4").	N/A	
Multiphasic samples are not present.	True	
Samples do not require splitting or compositing.	True	
Residual Chlorine Checked.	N/A	

Login Sample Receipt Checklist

Client: Southern Company

Job Number: 680-250620-1

Login Number: 250620
List Number: 2
Creator: Worthington, Sierra M

List Source: Eurofins St. Louis
List Creation: 05/14/24 02:00 PM

Question	Answer	Comment
Radioactivity wasn't checked or is </= background as measured by a survey meter.	True	
The cooler's custody seal, if present, is intact.	True	
Sample custody seals, if present, are intact.	True	
The cooler or samples do not appear to have been compromised or tampered with.	True	
Samples were received on ice.	N/A	
Cooler Temperature is acceptable.	True	
Cooler Temperature is recorded.	True	
COC is present.	True	
COC is filled out in ink and legible.	True	
COC is filled out with all pertinent information.	True	
Is the Field Sampler's name present on COC?	N/A	
There are no discrepancies between the containers received and the COC.	True	
Samples are received within Holding Time (excluding tests with immediate HTs)	True	
Sample containers have legible labels.	True	
Containers are not broken or leaking.	True	
Sample collection date/times are provided.	True	
Appropriate sample containers are used.	True	
Sample bottles are completely filled.	True	
Sample Preservation Verified.	True	
There is sufficient vol. for all requested analyses, incl. any requested MS/MSDs	True	
Containers requiring zero headspace have no headspace or bubble is <6mm (1/4").	N/A	
Multiphasic samples are not present.	True	
Samples do not require splitting or compositing.	True	
Residual Chlorine Checked.	N/A	

APPENDIX B

Data Validation Summary

Quality Control Review of Analytical Data - Plant Scherer Ash Pond 1 (AP-1)
Submitted by Eurofins Environmental Testing
February-May 2024

This narrative presents results of the quality control (QC) data review performed on analytical data submitted by Eurofins Environmental Testing, Inc. for groundwater samples collected at Plant Scherer CCR Ash Pond 1 (AP-1) between February 20 and May 6, 2024. The chemical data were reviewed to identify quality issues which could affect the use of the data for decision making purposes.

Information regarding the primary sample locations, analytical parameters, QC samples, sampling dates, and laboratory sample delivery group (SDG) designations is summarized in Table 1. In accordance with groundwater monitoring and corrective action procedures discussed in Title 40 CFR, Subpart D - Standards for the Disposal of Coal Combustion Residuals in Landfills and Surface Impoundments, the samples were analyzed for detection monitoring constituents listed in 40 CFR, Part 257, Appendix III and assessment monitoring constituents listed in 40 CFR, Part 257, Appendix IV. Test methods included Inductively Coupled Plasma - Mass Spectrometry (USEPA Method 6020B), Mercury in Liquid Wastes (USEPA Method 7470A), Determination of Inorganic Anions by Ion Chromatography (USEPA Method 300.0), Total Dissolved Solids (Standard Methods 2540C), Sulfide (EPA 9034), Alkalinity by Titration (Standard Methods 2320B), Radium-226 (USEPA Method 9315) and Radium-228 (USEPA Method 9320).

Data were reviewed in accordance with the US EPA Region IV Data Validation Standard Operating Procedures for Contract Laboratory Program (CLP) Inorganic Data by Inductively Coupled Plasma – Atomic Emission Spectroscopy and Inductively Coupled Plasma – Mass Spectroscopy (September 2011, Rev. 2.0), US EPA Region IV Data Validation Standard Operating Procedures for CLP Mercury Data by Cold Vapor Atomic Absorption (September 2011, Rev. 2.0), the National Functional Guidelines for Inorganic Superfund Methods Data Review (November 2020), and US Department of Energy, Evaluation of Radiochemical Data Usability (April 1997). The review included an assessment of the results for completeness, precision (field and laboratory duplicates, matrix spike/matrix spike duplicates), accuracy (laboratory control samples and matrix spike samples), and sensitivity (reporting limits and blank contamination, including field and laboratory blanks). Additionally, sample procedures, holding times and chains-of-custody were reviewed. Where there was a discrepancy between the QC criteria in the guidelines and the QC criterion established in the analytic methodology, method-specific criteria or professional judgment was used.

DATA QUALITY OBJECTIVES

Laboratory Precision: Laboratory goals for precision were met.

Field Precision: Field goals for precision were met with the exception of sulfate as described in the qualification section below.

Accuracy: Laboratory goals for accuracy were met with the exception of chromium, magnesium, and mercury, as described in the qualification section below.

Sensitivity: Project goals for detection limits were met. Certain samples were diluted due to elevated concentrations of target analytes. Dilutions do not require qualifications based on USEPA guidelines. Detection and reporting limits of non-detect compounds are elevated proportional to the dilution when undiluted sample results are not provided by the laboratory. The data usability of diluted results was evaluated by the data user in the context of site-wide characterization. Detections were found in certain blank results, as described in the qualification sections below.

Completeness: There were no rejected analytical results for this event, resulting in a completion of 100%.

Holding Times: All holding time requirements were met in accordance with specific analytical methods.

QUALIFICATIONS

In general, chemical results for the samples collected at the Site were qualified on the basis of imprecision or inaccuracy, or on the basis of professional judgment. The following definitions provide brief explanations of the qualifiers which may have been assigned to data during the data validation process.

J	The analyte was reported above the method detection limit and below the reporting limit. The concentration reported is an estimated value.
J+	The analyte was reported above the method detection limit; however, the concentration reported is an estimated value that may be biased high.
U	The analyte was not detected above the method detection limit.
UJ	The analyte was not detected above the method detection limit and the associated numerical value is the approximate concentration of the analyte in the sample.

The data generated as part of this sampling event met the QC criteria established in the respective analytical methods and data validation guidelines except as specified below. Although these qualifications were applied to data from samples collected at the site and reported in SDGs qualifications may not have been required or applied to all samples collected. A summary of sample qualifications can be found in Table 2.

- Sulfate results in samples SCH-SGWC-10 and SCH-AP1-FD-2 from SDG 680-247129-1 were qualified as estimated (J) when the field duplicate relative percent difference (RPD) exceeded criteria.

- Chromium and magnesium results in sample SCH-SGWC-19 from SDG 680-246967-1 were qualified as estimated, bias high (J+), when the associated matrix spike (MS) and or matrix spike duplicate (MSD) recovery exceeded laboratory criteria.

- The non-detect mercury result in sample SCH-SGWC-8 from SDG 680-247026-1 was qualified as estimated, non-detect (UJ), when the associated MS and/or MSD recovered below laboratory criteria.

- Certain alkalinity, antimony, chromium, iron, lead, lithium, molybdenum, sodium, and sulfide results in SDGs 680-246967-1, 680-247129-1, 680-247026-1, 680-247203-1, 680-247265-1, and 680-247024-1 were qualified as non-detect (U) when the analyte was detected at a similar level in an associated blank sample. As shown in Table 2, if the original sample results were below the reporting limit (RL), the results were qualified as non-detect (U) and the RL was reported. If the original sample results were greater than the RL, the original results were reported and were U qualified.

- Isotope radium-228 and combined radium results in sample SCH-PZ-17I from SDG 680-247197-2 were qualified as non-detect (U) for blank contamination and the minimum detectable concentration (MDC) was raised to the original sample result.

WSP reviewed the data from samples collected at Plant Scherer CCR AP-1 between February 20 and May 6, 2024, in accordance with the analytical methods, the laboratory specific QC criteria, and the guidelines. As described above, 100% of the results were acceptable for project use. The data are considered usable for meeting project objectives and the results are considered valid.

REFERENCE

Paar, J.G. & Porterfield, D.R. *Evaluation of Radiochemical Data Usability.* United States Department of Energy, Office of Environmental Restoration and Waste Management, Oak Ridge National Laboratory, April 1997.

USEPA, November 2020, National, Office of Superfund Remediation and Technology Innovation, *National Functional Guidelines for Inorganic Superfund Methods Data Review.*

USEPA, September 2011, Region 4, Science and Ecosystem Support Division, Quality Assurance Section, MTSB, *Data Validation Standard Operating Procedures for Contract Laboratory Program Inorganic Data By Inductively Coupled Plasma – Atomic Emission Spectroscopy and Inductively Coupled Plasma – Mass Spectroscopy,* Revision 2.0.

USEPA, September 2011, Region 4, Science and Ecosystem Support Division, Quality Assurance Section, MTSB, *Data Validation Standard Operating Procedures for Contract Laboratory Program Mercury Data By Cold Vapor Atomic Absorption,* Revision 2.0.

TABLE 1

Sample Summary Table
SCS Plant Scherer

						Analyses							
SDGs	***Field Identification***	***Collection Date***	***Lab Identification***	***Matrix***	***QC Samples***	**Mercury (EPA 7470A)**	**Alkalinity (SM 2320B-2011)**	**Total Dissolved Solids (SM 2540C-2011)**	**Total Metals (EPA 6020B)**	**Anions (EPA 300.0)**	**Sulfide (EPA 9034)**	**Radium-226 (EPA 9315)**	**Radium-228 (EPA 9320)**
680-246967-1	SCH-SGWA-1	2/20/2024	680-246967-1	WG		X	X	X	X	X	X	-	-
680-246967-1	SCH-SGWA-2	2/20/2024	680-246967-2	WG		X	X	X	X	X	X	-	-
680-246967-1	SCH-SGWC-6	2/20/2024	680-246967-3	WG		X	X	X	X	X	X	-	-
680-246967-1	SCH-AP1-FD-1	2/20/2024	680-246967-4	WG	FD (SCH-SGWC-6)	X	X	X	X	X	X	-	-
680-246967-1	SCH-SGWA-4	2/20/2024	680-246967-5	WG		X	X	X	X	X	X	-	-
680-246967-1	SCH-SGWC-19	2/20/2024	680-246967-6	WG		X	X	X	X	X	X	-	-
680-246967-1	SCH-AP1-EB-1	2/20/2024	680-246967-7	WQ	EB (SCH-SGWC-19)	X	X	X	X	X	X	-	-
680-246967-2	SCH-SGWA-1	2/20/2024	680-246967-1	WG	-	-	-	-	-	-	-	X	X
680-246967-2	SCH-SGWA-2	2/20/2024	680-246967-2	WG	-	-	-	-	-	-	-	X	X
680-246967-2	SCH-SGWC-6	2/20/2024	680-246967-3	WG	-	-	-	-	-	-	-	X	X
680-246967-2	SCH-AP1-FD-1	2/20/2024	680-246967-4	WG	FD (SCH-SGWC-6)	-	-	-	-	-	-	X	X
680-246967-2	SCH-SGWA-4	2/20/2024	680-246967-5	WG	-	-	-	-	-	-	-	X	X
680-246967-2	SCH-SGWC-19	2/20/2024	680-246967-6	WG	-	-	-	-	-	-	-	X	X
680-246967-2	SCH-AP1-EB-1	2/20/2024	680-246967-7	WQ	EB (SCH-SGWC-19)	-	-	-	-	-	-	X	X
680-247026-1	SCH-SGWC-23	2/21/2024	680-247026-1	WG	-	X	X	X	X	X	X	-	-
680-247026-1	SCH-AP1-FB-1	2/21/2024	680-247026-2	WQ	FB (SCH-SGWC-23)	X	X	X	X	X	X	-	-
680-247026-1	SCH-SGWC-22	2/21/2024	680-247026-3	WG	-	X	X	X	X	X	X	-	-
680-247026-1	SCH-SGWA-24	2/21/2024	680-247026-4	WG	-	X	X	X	X	X	X	-	-
680-247026-1	SCH-SGWA-5	2/21/2024	680-247026-5	WG	-	X	X	X	X	X	X	-	-
680-247026-1	SCH-SGWC-7	2/21/2024	680-247026-6	WG	-	X	X	X	X	X	X	-	-
680-247026-1	SCH-SGWC-8	2/21/2024	680-247026-7	WG	-	X	X	X	X	X	X	-	-
680-247026-1	SCH-SGWC-9	2/21/2024	680-247026-8	WG	-	X	X	X	X	X	X	-	-
680-247026-1	SCH-SGWA-3	2/21/2024	680-247026-9	WG	-	X	X	X	X	X	X	-	-
680-247026-1	SCH-AP1-EB-2	2/21/2024	680-247026-10	WQ	EB (SCH-SGWC-9)	X	X	X	X	X	X	-	-
680-247129-1	SCH-SGWC-10	2/23/2024	680-247129-1	WG	-	X	X	X	X	X	X	-	-
680-247129-1	SCH-SGWC-12	2/23/2024	680-247129-2	WG	-	X	X	X	X	X	X	-	-
680-247129-1	SCH-SGWC-11	2/23/2024	680-247129-3	WG	-	X	X	X	X	X	X	-	-
680-247129-1	SCH-AP1-FD-2	2/23/2024	680-247129-4	WG	FD (SCH-SGWC-10)	X	X	X	X	X	X	-	-
680-247129-1	SCH-SGWC-13	2/23/2024	680-247129-5	WG	-	X	X	X	X	X	X	-	-
680-247026-2	SCH-SGWC-23	2/21/2024	680-247026-1	WG	-	-	-	-	-	-	-	X	X
680-247026-2	SCH-AP1-FB-1	2/21/2024	680-247026-2	WQ	FB (SCH-SGWC-23)	-	-	-	-	-	-	X	X
680-247026-2	SCH-SGWC-22	2/21/2024	680-247026-3	WG	-	-	-	-	-	-	-	X	X
680-247026-2	SCH-SGWA-24	2/21/2024	680-247026-4	WG	-	-	-	-	-	-	-	X	X
680-247026-2	SCH-SGWA-5	2/21/2024	680-247026-5	WG	-	-	-	-	-	-	-	X	X
680-247026-2	SCH-SGWC-7	2/21/2024	680-247026-6	WG	-	-	-	-	-	-	-	X	X
680-247026-2	SCH-SGWC-8	2/21/2024	680-247026-7	WG	-	-	-	-	-	-	-	X	X
680-247026-2	SCH-SGWC-9	2/21/2024	680-247026-8	WG	-	-	-	-	-	-	-	X	X
680-247026-2	SCH-SGWA-3	2/21/2024	680-247026-9	WG	-	-	-	-	-	-	-	X	X
680-247026-2	SCH-AP1-EB-2	2/21/2024	680-247026-10	WQ	EB (SCH-SGWC-9)	-	-	-	-	-	-	X	X
680-247129-2	SCH-SGWC-10	2/23/2024	680-247129-1	WG	-	-	-	-	-	-	-	X	X
680-247129-2	SCH-SGWC-12	2/23/2024	680-247129-3	WG	-	-	-	-	-	-	-	X	X
680-247129-2	SCH-SGWC-11	2/23/2024	680-247129-4	WG	-	-	-	-	-	-	-	X	X
680-247129-2	SCH-AP1-FD-2	2/23/2024	680-247129-4	WG	FD (SCH-SGWC-10)	-	-	-	-	-	-	X	X
680-247129-2	SCH-SGWC-13	2/23/2024	680-247129-5	WG	-	-	-	-	-	-	-	X	X
680-247203-1	SCH-SGWC-20	2/26/2024	680-247203-1	WG	-	X	X	X	X	X	X	-	-

TABLE 1

Sample Summary Table
SCS Plant Scherer

						Analyses							
SDGs	***Field Identification***	***Collection Date***	***Lab Identification***	***Matrix***	***QC Samples***	**Mercury (EPA 7470A)**	**Alkalinity (SM 2320B-2011)**	**Total Dissolved Solids (SM 2540C-2011)**	**Total Metals (EPA 6020B)**	**Anions (EPA 300.0)**	**Sulfide (EPA 9034)**	**Radium-226 (EPA 9315)**	**Radium-228 (EPA 9320)**
680-247203-1	SCH-SGWC-15	2/26/2024	680-247203-2	WG	-	X	X	X	X	X	X	-	-
680-247203-1	SCH-SGWC-17	2/26/2024	680-247203-3	WG	-	X	X	X	X	X	X	-	-
680-247203-1	SCH-SGWC-16	2/26/2024	680-247203-4	WG	-	X	X	X	X	X	X	-	-
680-247203-1	SCH-AP1-FB-2	2/26/2024	680-247203-5	WQ	FB (SCH-SGWC-16)	X	X	X	X	X	X	-	-
680-247203-2	SCH-SGWC-20	2/26/2024	680-247203-1	WG	-	-	-	-	-	-	-	X	X
680-247203-2	SCH-SGWC-15	2/26/2024	680-247203-2	WG	-	-	-	-	-	-	-	X	X
680-247203-2	SCH-SGWC-17	2/26/2024	680-247203-3	WG	-	-	-	-	-	-	-	X	X
680-247203-2	SCH-SGWC-16	2/26/2024	680-247203-4	WG	-	-	-	-	-	-	-	X	X
680-247203-2	SCH-AP1-FB-2	2/26/2024	680-247203-5	WQ	FB (SCH-SGWC-16)	-	-	-	-	-	-	X	X
680-247253-1	SCH-SGWA-25	2/27/2024	680-247253-1	WG	-	X	X	X	X	X	X	-	-
680-247253-1	SCH-SGWC-14	2/27/2024	680-247253-2	WG	-	X	X	X	X	X	X	-	-
680-247253-1	SCH-SGWC-21	2/27/2024	680-247253-3	WG	-	X	X	X	X	X	X	-	-
680-247253-1	SCH-SGWC-18	2/27/2024	680-247253-4	WG	-	X	X	X	X	X	X	-	-
680-247253-2	SCH-SGWA-25	2/27/2024	680-247253-1	WG	-	-	-	-	-	-	-	X	X
680-247253-2	SCH-SGWC-14	2/27/2024	680-247253-2	WG	-	-	-	-	-	-	-	X	X
680-247253-2	SCH-SGWC-21	2/27/2024	680-247253-3	WG	-	-	-	-	-	-	-	X	X
680-247253-2	SCH-SGWC-18	2/27/2024	680-247253-4	WG	-	-	-	-	-	-	-	X	X
680-247024-1	SCH-PZ-13S	2/21/2024	680-247024-1	WG	-	X	X	X	X	X	X	-	-
680-247024-1	SCH-AP1-FD-3	2/21/2024	680-247024-2	WG	FD (SCH-PZ-13S)	X	X	X	X	X	X	-	-
680-247197-1	SCH-PZ-17I	2/26/2024	680-247197-1	WG	-	X	X	X	X	X	X	-	-
680-247197-1	SCH-AP1-EB-3	2/26/2024	680-247197-2	WQ	EB (SCH-PZ-17I)	X	X	X	X	X	X	-	-
680-247135-1	SCH-PZ-69I	2/23/2024	680-247135-1	WG	-	X	X	X	X	X	X	-	-
680-247135-1	SCH-PZ-44I	2/23/2024	680-247135-2	WG	-	X	X	X	X	X	X	-	-
680-247343-1	SCH-PZ-14S	2/28/2024	680-247343-1	WG	-	X	X	X	X	X	X	-	-
680-247135-2	SCH-PZ-69I	2/23/2024	680-247135-1	WG	-	-	-	-	-	-	-	X	X
680-247135-2	SCH-PZ-44I	2/23/2024	680-247135-2	WG	-	-	-	-	-	-	-	X	X
680-247197-2	SCH-PZ-17I	2/26/2024	680-247197-1	WG	-	-	-	-	-	-	-	X	X
680-247197-2	SCH-AP1-EB-3	2/26/2024	680-247197-2	WQ	EB (SCH-PZ-17I)	-	-	-	-	-	-	X	X
680-247024-2	SCH-PZ-13S	2/21/2024	680-247024-1	WG	-	-	-	-	-	-	-	X	X
680-247024-2	SCH-AP1-FD-3	2/21/2024	680-247024-2	WG	FD (SCH-PZ-13S)	-	-	-	-	-	-	X	X
680-247265-2	SCH-PZ-41S	2/27/2024	680-247265-1	WG	-	-	-	-	-	-	-	X	X
680-247265-2	SCH-AP1-FB-3	2/27/2024	680-247265-2	WQ	FB (SCH-PZ-41S)	-	-	-	-	-	-	X	X
680-247265-2	SCH-PZ-43S	2/27/2024	680-247265-3	WG	-	-	-	-	-	-	-	X	X
680-247265-2	SCH-AP1-EB-4	2/27/2024	680-247265-4	WQ	EB (SCH-PZ-43S)	-	-	-	-	-	-	X	X
680-247265-2	SCH-PZ-42I	2/27/2024	680-247265-5	WG	-	-	-	-	-	-	-	X	X
680-247265-2	SCH-PZ-39S	2/27/2024	680-247265-6	WG	-	-	-	-	-	-	-	X	X
680-247265-2	SCH-AP1-FB-4	2/27/2024	680-247265-7	WQ	FB (SCH-PZ-39S)	-	-	-	-	-	-	X	X
680-247265-2	SCH-PZ-40I	2/27/2024	680-247265-8	WG	-	-	-	-	-	-	-	X	X
680-247265-2	SCH-AP1-FD-4	2/27/2024	680-247265-9	WG	FD (SCH-PZ-40I)	-	-	-	-	-	-	X	X
680-247343-2	SCH-PZ-14S	2/28/2024	680-247343-1	WG	-	-	-	-	-	-	-	X	X
680-247265-1	SCH-PZ-41S	2/27/2024	680-247265-1	WG	-	X	X	X	X	X	X	-	-
680-247265-1	SCH-AP1-FB-3	2/27/2024	680-247265-2	WQ	FB (SCH-PZ-41S)	X	X	X	X	X	X	-	-

TABLE 1

Sample Summary Table
SCS Plant Scherer

						Analyses							
SDGs	***Field Identification***	***Collection Date***	***Lab Identification***	***Matrix***	***QC Samples***	**Mercury (EPA 7470A)**	**Alkalinity (SM 2320B-2011)**	**Total Dissolved Solids (SM 2540C-2011)**	**Total Metals (EPA 6020B)**	**Anions (EPA 300.0)**	**Sulfide (EPA 9034)**	**Radium-226 (EPA 9315)**	**Radium-228 (EPA 9320)**
680-247265-1	SCH-PZ-43S	2/27/2024	680-247265-3	WG	-	X	X	X	X	X	X	-	-
680-247265-1	SCH-AP1-EB-4	2/27/2024	680-247265-4	WQ	EB (SCH-PZ-43S)	X	X	X	X	X	X	-	-
680-247265-1	SCH-PZ-42I	2/27/2024	680-247265-5	WG	-	X	X	X	X	X	X	-	-
680-247265-1	SCH-PZ-39S	2/27/2024	680-247265-6	WG	-	X	X	X	X	X	X	-	-
680-247265-1	SCH-AP1-FB-4	2/27/2024	680-247265-7	WQ	FB (SCH-PZ-39S)	X	X	X	X	X	X	-	-
680-247265-1	SCH-PZ-40I	2/27/2024	680-247265-8	WG	-	X	X	X	X	X	X	-	-
680-247265-1	SCH-AP1-FD-4	2/27/2024	680-247265-9	WG	FD (SCH-PZ-40I)	X	X	X	X	X	X	-	-
680-247344-1	SCH-PZ-25S	2/28/2024	680-247344-1	WG	-	X	X	X	X	X	-	-	-
680-247344-1	SCH-PZ-25I	2/28/2024	680-247344-2	WG	-		X	X	X	X	-	-	-
680-247344-2	SCH-PZ-25S	2/28/2024	680-247344-1	WG	-	-	-	-	-	-	-	X	X
680-250620-1	SCH-PZ-17I	5/6/2024	680-250620-1	WG	-	-	-	-	-	-	-	X	X

Abbreviations:
SDG- Sample Delivery Group
QC - Quality Control
GW - Groundwater
WQ - Water quality control
EPA - Environmental Protection Agency
FB - Field Blank
EB - Equipment Blank
FD - Field Duplicate

TABLE 2
Qualifier Summary Table
SCS Plant Scherer

SDG	*Sample Name*	*Constituent*	*New Result*	*New RL or MDC*	*Qualifier*	*Reason*	*Reason Code*
680-246967-1	SCH-SGWC-19	Chromium	-	-	J+	MS recovered above QC limits	MS1
680-246967-1	SCH-SGWC-19	Magnesium	-	-	J+	MS recovered above QC limits	MS1
680-246967-1	SCH-SGWC-19	Lithium	-	0.015	U	Equipment blank contamination	BF2
680-247026-1	SCH-SGWC-8	Mercury	-	-	UJ	MS recovered below QC limits	MS1
680-247129-1	SCH-SGWC-10	Sulfate	-	-	J	Field duplicate RPD exceedance	FD1
680-247129-1	SCH-AP1-FD-2	Sulfate	-	-	J	Field duplicate RPD exceedance	FD1
680-247129-1	SCH-SGWC-13	Lead	0.001	-	U	Method blank contamination	BL2
680-247026-1	SCH-SGWC-23	Chromium	-	0.0031	U	Field blank and method blank contamination	BF2; BL2
680-247026-1	SCH-SGWC-23	Iron	0.1	-	U	Field blank contamination	BF1
680-247026-1	SCH-SGWC-9	Chromium	0.002	-	U	Equipment blank and method blank contamination	BF1; BL1
680-247026-1	SCH-SGWC-22	Chromium	-	0.003	U	Method blank contamination	BL2
680-247026-1	SCH-SGWA-24	Chromium	-	0.0068	U	Method blank contamination	BL2
680-247026-1	SCH-SGWA-24	Sodium	-	7.4	U	Method blank contamination	BL2
680-247026-1	SCH-SGWA-5	Chromium	-	0.003	U	Method blank contamination	BL2
680-247026-1	SCH-SGWC-7	Chromium	-	0.002	U	Method blank contamination	BL2
680-247026-1	SCH-SGWC-8	Chromium	-	0.0054	U	Method blank contamination	BL2
680-247026-1	SCH-SGWA-3	Sodium	-	3.8	U	Method blank contamination	BL2
680-247203-1	SCH-SGWC-16	Sulfide	-	15	U	Field Blank Contamination	BF
680-247265-1	SCH-AP1-FD-4	Antimony	0.002	-	U	Method Blank contamination	BL1
680-247265-1	SCH-PZ-41S	Alkalinity, Total	-	14	U	Field Blank contamination	BF
680-247265-1	SCH-PZ-43S	Lithium	0.005	-	U	Equipment Blank contamination	BEL
680-247265-1	SCH-PZ-39S	Molybdenum	0.015	-	U	Field Blank contamination	BF
680-247024-1	SCH-PZ-13S	Chromium	-	0.0047	U	Method blank contamination	BL2
680-247024-1	SCH-PZ-13S	Sodium	-	5.4	U	Method blank contamination	BL2
680-247024-1	SCH-AP1-FD-3	Chromium	-	0.0046	U	Method blank contamination	BL2
680-247024-1	SCH-AP1-FD-3	Sodium	-	5.5	U	Method blank contamination	BL2
680-247197-2	SCH-PZ-17I	Radium-228	-	5.75	U	Equipment blank contamination	BF
680-247197-2	SCH-PZ-17I	Combined radium	-	5.77	U	Equipment blank contamination	BF

Abbreviations:
RL : Reporting limit
MDC : Minimum detectable concentration
SDG : Sample delivery group
MS: Matrix Spike
RPD: Relative Percent Difference
QC: Quality control

Qualifiers:
U: Non-detected
UJ: Non-detect, estimated
J: Estimated
J+: Estimated, high bias

APPENDIX B

Laboratory Accreditation

State of Florida
Department of Health, Bureau of Public Health Laboratories
This is to certify that

E87052

EUROFINS SAVANNAH
5102 LAROCHE AVENUE
SAVANNAH, GA 31404

has complied with Florida Administrative Code 64E-1,
for the examination of environmental samples in the following categories

DRINKING WATER - GROUP I UNREGULATED CONTAMINANTS, DRINKING WATER - GROUP II UNREGULATED CONTAMINANTS, DRINKING WATER - GROUP III UNREGULATED CONTAMINANTS, DRINKING WATER - PRIMARY INORGANIC CONTAMINANTS, DRINKING WATER - SECONDARY INORGANIC CONTAMINANTS, DRINKING WATER - SYNTHETIC ORGANIC CONTAMINANTS, NON-POTABLE WATER - EXTRACTABLE ORGANICS, NON-POTABLE WATER - GENERAL CHEMISTRY, NON-POTABLE WATER - METALS, NON-POTABLE WATER - MICROBIOLOGY, NON-POTABLE WATER - PESTICIDES-HERBICIDES-PCB'S, NON-POTABLE WATER - VOLATILE ORGANICS, SOLID AND CHEMICAL MATERIALS - EXTRACTABLE ORGANICS, SOLID AND CHEMICAL MATERIALS - GENERAL CHEMISTRY, SOLID AND CHEMICAL MATERIALS - METALS, SOLID AND CHEMICAL MATERIALS - PESTICIDES-HERBICIDES-PCB'S, SOLID AND CHEMICAL MATERIALS - VOLATILE ORGANICS

Continued certification is contingent upon successful on-going compliance with the NELAC Standards and FAC Rule 64E-1 regulations. Specific methods and analytes certified are cited on the Laboratory Scope of Accreditation for this laboratory and are on file at the Bureau of Public Health Laboratories, P. O. Box 210, Jacksonville, Florida 32231. Clients and customers are urged to verify with this agency the laboratory's certification status in Florida for particular methods and analytes.

Date Issued: January 05, 2024 Expiration Date: June 30, 2024

Marie-Claire Rowlinson, PhD, D(ABMM)
Bureau of Public Health Laboratories
DH Form 1697, 7/04
NON-TRANSFERABLE E87052-79-01/05/2024
Supersedes all previously issued certificates

Laboratory Scope of Accreditation

Attachment to Certificate #: E87052-79, expiration date June 30, 2024. This listing of accredited analytes should be used only when associated with a valid certificate.

State Laboratory ID: E87052 EPA Lab Code: GA00006 (912) 354-7858

E87052
Eurofins Savannah
5102 LaRoche Avenue
Savannah, GA 31404

Matrix: Drinking Water

Analyte#	Analyte	Method/Tech	Method Code	Category	Effective Date
5180	1,2,3-Trichloropropane	EPA 504.1	10082801	Group II Unregulated Contaminants	4/18/2011
4570	1,2-Dibromo-3-chloropropane (DBCP)	EPA 504.1	10082801	Synthetic Organic Contaminants	2/6/2002
4585	1,2-Dibromoethane (EDB, Ethylene dibromide)	EPA 504.1	10082801	Synthetic Organic Contaminants	2/6/2002
9490	11-Chloroeicosafluoro-3-oxaundecane-1-sulfonic Acid (11-ClPF3OUdS)	EPA 533	10091619	Group III Unregulated Contaminants	6/16/2023
9490	11-Chloroeicosafluoro-3-oxaundecane-1-sulfonic Acid (11-ClPF3OUdS)	EPA 537.1	10091642	Group III Unregulated Contaminants	6/16/2023
6948	1H,1H,2H,2H-Perfluorodecanesulfonic Acid (8:2 FTS)	EPA 533	10091619	Group III Unregulated Contaminants	6/16/2023
6946	1H,1H,2H,2H-Perfluorohexanesulfonic acid (4:2 FTS)	EPA 533	10091619	Group III Unregulated Contaminants	6/16/2023
6947	1H,1H,2H,2H-Perfluoro-octanesulfonic Acid (6:2 FTS)	EPA 533	10091619	Group III Unregulated Contaminants	6/16/2023
4846	2-(N-Ethyl-perfluorooctane sulfonamido) acetic acid (N-EtFOSAA)	EPA 537.1	10091642	Group III Unregulated Contaminants	6/16/2023
4847	2-(N-Methyl-perfluorooctane sulfonamido) acetic acid (N-MeFOSAA)	EPA 537.1	10091642	Group III Unregulated Contaminants	6/16/2023
6951	4,8-Dioxa-3H-perfluorononanoic Acid (ADONA)	EPA 533	10091619	Group III Unregulated Contaminants	6/16/2023
6951	4,8-Dioxa-3H-perfluorononanoic Acid (ADONA)	EPA 537.1	10091642	Group III Unregulated Contaminants	6/16/2023
6952	9-Chlorohexadecafluoro-3-oxanonane-1-sulfonic Acid (9-ClPF3ONS)	EPA 533	10091619	Group III Unregulated Contaminants	6/16/2023
6952	9-Chlorohexadecafluoro-3-oxanonane-1-sulfonic Acid (9-ClPF3ONS)	EPA 537.1	10091642	Group III Unregulated Contaminants	6/16/2023
1505	Alkalinity as CaCO3	SM 2320 B	20045607	Primary Inorganic Contaminants	4/5/2013
1000	Aluminum	EPA 200.7	10013806	Secondary Inorganic Contaminants	6/17/2003
1000	Aluminum	EPA 200.8	10014605	Secondary Inorganic Contaminants	6/17/2003
1510	Amenable cyanide	SM 4500-CN- G	20021607	Primary Inorganic Contaminants	2/6/2002
1005	Antimony	EPA 200.8	10014605	Primary Inorganic Contaminants	6/24/2003
1010	Arsenic	EPA 200.8	10014605	Primary Inorganic Contaminants	6/24/2003
1015	Barium	EPA 200.7	10013806	Primary Inorganic Contaminants	2/6/2002
1015	Barium	EPA 200.8	10014605	Primary Inorganic Contaminants	6/24/2003
1020	Beryllium	EPA 200.7	10013806	Primary Inorganic Contaminants	2/6/2002
1020	Beryllium	EPA 200.8	10014605	Primary Inorganic Contaminants	6/24/2003
1025	Boron	EPA 200.7	10013806	Secondary Inorganic Contaminants	12/2/2010
1535	Bromate	EPA 300.1	10275602	Primary Inorganic Contaminants	9/5/2002
1540	Bromide	EPA 300.1	10275602	Primary Inorganic Contaminants	10/17/2003
9312	Bromoacetic acid	EPA 552.2	10095804	Group I Unregulated Contaminants	9/5/2002
1030	Cadmium	EPA 200.7	10013806	Primary Inorganic Contaminants	2/6/2002
1030	Cadmium	EPA 200.8	10014605	Primary Inorganic Contaminants	6/24/2003
1035	Calcium	EPA 200.7	10013806	Primary Inorganic Contaminants	2/6/2002

Attachment to Certificate #: E87052-79, expiration date June 30, 2024. This listing of accredited analytes should be used only when associated with a valid certificate.

State Laboratory ID: E87052 EPA Lab Code: GA00006 (912) 354-7858

E87052
Eurofins Savannah
5102 LaRoche Avenue
Savannah, GA 31404

Matrix: Drinking Water

Analyte#	Analyte	Method/Tech	Method Code	Category	Effective Date
1570	Chlorate	EPA 300.1	10275602	Secondary Inorganic Contaminants	7/30/2007
1575	Chloride	EPA 300.0	10053200	Secondary Inorganic Contaminants	2/6/2002
1575	Chloride	EPA 325.2	10057202	Secondary Inorganic Contaminants	2/6/2002
1575	Chloride	SM 4500-Cl^- E	20086004	Secondary Inorganic Contaminants	7/30/2007
1595	Chlorite	EPA 300.1	10275602	Primary Inorganic Contaminants	12/2/2005
9336	Chloroacetic acid	EPA 552.2	10095804	Group I Unregulated Contaminants	9/5/2002
1040	Chromium	EPA 200.7	10013806	Primary Inorganic Contaminants	2/6/2002
1040	Chromium	EPA 200.8	10014605	Primary Inorganic Contaminants	6/24/2003
1605	Color	EPA 110.2	10005604	Secondary Inorganic Contaminants	2/6/2002
1605	Color	SM 2120 B	20039309	Secondary Inorganic Contaminants	2/6/2002
1610	Conductivity	SM 2510 B	20048606	Primary Inorganic Contaminants	2/6/2002
1055	Copper	EPA 200.7	10013806	Primary Inorganic Contaminants,Secondary Inorganic Contaminants	2/6/2002
1055	Copper	EPA 200.8	10014605	Primary Inorganic Contaminants,Secondary Inorganic Contaminants	6/24/2003
1620	Corrosivity (langlier index)	SM 2330 B	20003207	Secondary Inorganic Contaminants	2/6/2002
1635	Cyanide	EPA 335.4	10061402	Primary Inorganic Contaminants	2/6/2002
1635	Cyanide	SM 4500-CN E	20021209	Primary Inorganic Contaminants	2/6/2002
9357	Dibromoacetic acid	EPA 552.2	10095804	Group I Unregulated Contaminants	9/5/2002
9360	Dichloroacetic acid	EPA 552.2	10095804	Group I Unregulated Contaminants	9/5/2002
1710	Dissolved organic carbon (DOC)	SM 5310 B	20137819	Primary Inorganic Contaminants	12/2/2005
1730	Fluoride	EPA 300.0	10053200	Primary Inorganic Contaminants,Secondary Inorganic Contaminants	2/6/2002
1750	Hardness	EPA 130.2	10007202	Secondary Inorganic Contaminants	11/18/2008
1750	Hardness	SM 2340 B	20046600	Secondary Inorganic Contaminants	12/2/2005
1750	Hardness	SM 2340 C	20047603	Secondary Inorganic Contaminants	11/18/2008
9460	Hexafluoropropylene Oxide Dimer Acid (HFPO-DA, GenX)	EPA 533	10091619	Group III Unregulated Contaminants	6/16/2023
9460	Hexafluoropropylene Oxide Dimer Acid (HFPO-DA, GenX)	EPA 537.1	10091642	Group III Unregulated Contaminants	6/16/2023
1070	Iron	EPA 200.7	10013806	Secondary Inorganic Contaminants	2/6/2002
1075	Lead	EPA 200.8	10014605	Primary Inorganic Contaminants	6/24/2003
1085	Magnesium	EPA 200.7	10013806	Secondary Inorganic Contaminants	2/6/2002
1090	Manganese	EPA 200.7	10013806	Secondary Inorganic Contaminants	2/6/2002
1090	Manganese	EPA 200.8	10014605	Secondary Inorganic Contaminants	6/24/2003
1095	Mercury	EPA 200.8	10014605	Primary Inorganic Contaminants	6/24/2003
1095	Mercury	EPA 245.1	10036609	Primary Inorganic Contaminants	6/24/2003

Attachment to Certificate #: E87052-79, expiration date June 30, 2024. This listing of accredited analytes should be used only when associated with a valid certificate.

State Laboratory ID: E87052 EPA Lab Code: GA00006 (912) 354-7858

E87052
Eurofins Savannah
5102 LaRoche Avenue
Savannah, GA 31404

Matrix: Drinking Water

Analyte#	Analyte	Method/Tech	Method Code	Category	Effective Date
1100	Molybdenum	EPA 200.7	10013806	Secondary Inorganic Contaminants	12/2/2005
1100	Molybdenum	EPA 200.8	10014605	Secondary Inorganic Contaminants	6/23/2010
1105	Nickel	EPA 200.7	10013806	Primary Inorganic Contaminants	2/6/2002
1105	Nickel	EPA 200.8	10014605	Primary Inorganic Contaminants	6/24/2003
1805	Nitrate	EPA 300.0	10053200	Primary Inorganic Contaminants	2/6/2002
1805	Nitrate	EPA 353.2	10067604	Primary Inorganic Contaminants	2/6/2002
1835	Nitrite	EPA 300.0	10053200	Primary Inorganic Contaminants	2/6/2002
1835	Nitrite	EPA 353.2	10067604	Primary Inorganic Contaminants	2/6/2002
6956	Nonafluoro-3,6-dioxaheptanoic Acid (NFDHA)	EPA 533	10091619	Group III Unregulated Contaminants	6/16/2023
1870	Orthophosphate as P	EPA 365.1	10070005	Primary Inorganic Contaminants	12/2/2005
1870	Orthophosphate as P	SM 4500-P F	20026000	Primary Inorganic Contaminants	11/18/2008
6957	Perfluoro(2-ethoxyethane) Sulfonic Acid (PFEESA)	EPA 533	10091619	Group III Unregulated Contaminants	6/16/2023
6965	Perfluoro-3-methoxypropanoic Acid (PFMPA)	EPA 533	10091619	Group III Unregulated Contaminants	6/16/2023
6966	Perfluoro-4-methoxybutanoic Acid (PFMBA)	EPA 533	10091619	Group III Unregulated Contaminants	6/16/2023
6911	Perfluorobutane Sulfonate (PFBS)	EPA 533	10091619	Group III Unregulated Contaminants	6/16/2023
6911	Perfluorobutane Sulfonate (PFBS)	EPA 537.1	10091642	Group III Unregulated Contaminants	6/16/2023
6919	Perfluorobutanoate (PFBA)	EPA 533	10091619	Group III Unregulated Contaminants	6/16/2023
6921	Perfluorodecanoate (PFDA)	EPA 533	10091619	Group III Unregulated Contaminants	6/16/2023
6921	Perfluorodecanoate (PFDA)	EPA 537.1	10091642	Group III Unregulated Contaminants	6/16/2023
6903	Perfluorododecanoic Acid (PFDoA)	EPA 533	10091619	Group III Unregulated Contaminants	6/16/2023
6903	Perfluorododecanoic Acid (PFDoA)	EPA 537.1	10091642	Group III Unregulated Contaminants	6/16/2023
6925	Perfluoroheptane Sulfonate (PFHpS)	EPA 533	10091619	Group III Unregulated Contaminants	6/16/2023
6926	Perfluoroheptanoate (PFHpA)	EPA 533	10091619	Group III Unregulated Contaminants	6/16/2023
6926	Perfluoroheptanoate (PFHpA)	EPA 537.1	10091642	Group III Unregulated Contaminants	6/16/2023
6927	Perfluorohexane Sulfonic Acid (PFHxS)	EPA 533	10091619	Group III Unregulated Contaminants	6/16/2023
6927	Perfluorohexane Sulfonic Acid (PFHxS)	EPA 537.1	10091642	Group III Unregulated Contaminants	6/16/2023
6928	Perfluorohexanoate (PFHxA)	EPA 533	10091619	Group III Unregulated Contaminants	6/16/2023
6928	Perfluorohexanoate (PFHxA)	EPA 537.1	10091642	Group III Unregulated Contaminants	6/16/2023
6930	Perfluorononanoate (PFNA)	EPA 533	10091619	Group III Unregulated Contaminants	6/16/2023
6930	Perfluorononanoate (PFNA)	EPA 537.1	10091642	Group III Unregulated Contaminants	6/16/2023
6931	Perfluorooctane sulfonic acid (PFOS)	EPA 533	10091619	Group III Unregulated Contaminants	6/16/2023
6931	Perfluorooctane sulfonic acid (PFOS)	EPA 537.1	10091642	Group III Unregulated Contaminants	6/16/2023
6932	Perfluoro-octanoate (PFOA)	EPA 533	10091619	Group III Unregulated Contaminants	6/16/2023
6932	Perfluoro-octanoate (PFOA)	EPA 537.1	10091642	Group III Unregulated Contaminants	6/16/2023
6934	Perfluoropentane Sulfonic Acid (PFPeS)	EPA 533	10091619	Group III Unregulated Contaminants	6/16/2023

Attachment to Certificate #: E87052-79, expiration date June 30, 2024. This listing of accredited analytes should be used only when associated with a valid certificate.

State Laboratory ID: E87052 EPA Lab Code: GA00006 (912) 354-7858

E87052
Eurofins Savannah
5102 LaRoche Avenue
Savannah, GA 31404

Matrix: Drinking Water

Analyte#	Analyte	Method/Tech	Method Code	Category	Effective Date
6935	Perfluoropentanoate (PFPeA)	EPA 533	10091619	Group III Unregulated Contaminants	6/16/2023
6902	Perfluorotetradecanoic acid (PFTDA)	EPA 537.1	10091642	Group III Unregulated Contaminants	6/16/2023
9563	Perfluorotridecanoic acid (PFTrDA)	EPA 537.1	10091642	Group III Unregulated Contaminants	6/16/2023
6944	Perfluoroundecanoate (PFUnDA)	EPA 533	10091619	Group III Unregulated Contaminants	6/16/2023
6904	Perfluoroundecanoic acid (PFUnDA)	EPA 537.1	10091642	Group III Unregulated Contaminants	6/16/2023
1900	pH	EPA 150.1	10008409	Secondary Inorganic Contaminants,Primary Inorganic Contaminants	2/6/2002
1900	pH	SM 4500-H+-B	20105219	Primary Inorganic Contaminants,Secondary Inorganic Contaminants	7/30/2007
1125	Potassium	EPA 200.7	10013806	Secondary Inorganic Contaminants	3/25/2003
1955	Residue-filterable (TDS)	EPA 160.1	10009208	Secondary Inorganic Contaminants	2/6/2002
1955	Residue-filterable (TDS)	SM 2540 C	20050402	Secondary Inorganic Contaminants	2/6/2002
1140	Selenium	EPA 200.8	10014605	Primary Inorganic Contaminants	6/24/2003
1990	Silica as SiO2	EPA 200.7	10013806	Primary Inorganic Contaminants	10/5/2020
1150	Silver	EPA 200.7	10013806	Secondary Inorganic Contaminants	2/6/2002
1150	Silver	EPA 200.8	10014605	Secondary Inorganic Contaminants	6/24/2003
1155	Sodium	EPA 200.7	10013806	Primary Inorganic Contaminants	2/6/2002
2000	Sulfate	EPA 300.0	10053200	Primary Inorganic Contaminants,Secondary Inorganic Contaminants	2/6/2002
2000	Sulfate	EPA 375.4	10073800	Secondary Inorganic Contaminants	2/6/2002
1165	Thallium	EPA 200.8	10014605	Primary Inorganic Contaminants	6/24/2003
9414	Total haloacetic acids (HAA5)	EPA 552.2	10095804	Synthetic Organic Contaminants	12/2/2005
1825	Total nitrate-nitrite	EPA 300.0	10053200	Primary Inorganic Contaminants	2/6/2002
1825	Total nitrate-nitrite	EPA 353.2	10067604	Primary Inorganic Contaminants	2/6/2002
2040	Total organic carbon	SM 5310 B	20137819	Primary Inorganic Contaminants	12/2/2005
9642	Trichloroacetic acid	EPA 552.2	10095804	Group I Unregulated Contaminants	9/5/2002
2055	Turbidity	EPA 180.1	10011800	Secondary Inorganic Contaminants	2/6/2002
2055	Turbidity	SM 2130 B	20048219	Secondary Inorganic Contaminants	2/6/2002
2060	UV 254	SM 5910 B	20146401	Primary Inorganic Contaminants	12/2/2005
1185	Vanadium	EPA 200.7	10013806	Secondary Inorganic Contaminants	12/2/2005
1185	Vanadium	EPA 200.8	10014605	Secondary Inorganic Contaminants	3/19/2012
1190	Zinc	EPA 200.7	10013806	Secondary Inorganic Contaminants	12/2/2010
1190	Zinc	EPA 200.8	10014605	Secondary Inorganic Contaminants	6/24/2003

Attachment to Certificate #: E87052-79, expiration date June 30, 2024. This listing of accredited analytes should be used only when associated with a valid certificate.

State Laboratory ID: E87052 EPA Lab Code: GA00006 (912) 354-7858

E87052
Eurofins Savannah
5102 LaRoche Avenue
Savannah, GA 31404

Matrix: Non-Potable Water

Analyte#	Analyte	Method/Tech	Method Code	Category	Effective Date
5105	1,1,1,2-Tetrachloroethane	EPA 8260D	10307127	Volatile Organics	1/5/2024
5160	1,1,1-Trichloroethane	EPA 624.1	10298121	Volatile Organics	4/4/2018
5160	1,1,1-Trichloroethane	EPA 8260D	10307127	Volatile Organics	1/5/2024
5110	1,1,2,2-Tetrachloroethane	EPA 624.1	10298121	Volatile Organics	4/4/2018
5110	1,1,2,2-Tetrachloroethane	EPA 8260D	10307127	Volatile Organics	1/5/2024
5185	1,1,2-Trichloro-1,2,2-trifluoroethane (Freon 113)	EPA 8260D	10307127	Volatile Organics	1/5/2024
5165	1,1,2-Trichloroethane	EPA 624.1	10298121	Volatile Organics	4/4/2018
5165	1,1,2-Trichloroethane	EPA 8260D	10307127	Volatile Organics	1/5/2024
4630	1,1-Dichloroethane	EPA 624.1	10298121	Volatile Organics	4/4/2018
4630	1,1-Dichloroethane	EPA 8260D	10307127	Volatile Organics	1/5/2024
4640	1,1-Dichloroethylene	EPA 624.1	10298121	Volatile Organics	4/4/2018
4640	1,1-Dichloroethylene	EPA 8260D	10307127	Volatile Organics	1/5/2024
4670	1,1-Dichloropropene	EPA 8260D	10307127	Volatile Organics	1/5/2024
5150	1,2,3-Trichlorobenzene	EPA 8260D	10307127	Volatile Organics	1/5/2024
5180	1,2,3-Trichloropropane	EPA 8260D	10307127	Volatile Organics	1/5/2024
5182	1,2,3-Trimethylbenzene	EPA 8260D	10307127	Volatile Organics	1/5/2024
6715	1,2,4,5-Tetrachlorobenzene	EPA 8270	10185203	Extractable Organics	7/1/2003
6715	1,2,4,5-Tetrachlorobenzene	EPA 8270E	10242543	Extractable Organics	1/5/2024
5155	1,2,4-Trichlorobenzene	EPA 625.1	10300024	Extractable Organics	4/4/2018
5155	1,2,4-Trichlorobenzene	EPA 8260D	10307127	Volatile Organics	1/5/2024
5155	1,2,4-Trichlorobenzene	EPA 8270	10185203	Extractable Organics	7/1/2003
5155	1,2,4-Trichlorobenzene	EPA 8270E	10242543	Extractable Organics	1/5/2024
5210	1,2,4-Trimethylbenzene	EPA 8260D	10307127	Volatile Organics	1/5/2024
4570	1,2-Dibromo-3-chloropropane (DBCP)	EPA 8011	10173009	Volatile Organics	7/1/2003
4570	1,2-Dibromo-3-chloropropane (DBCP)	EPA 8260D	10307127	Volatile Organics	1/5/2024
4585	1,2-Dibromoethane (EDB, Ethylene dibromide)	EPA 8011	10173009	Volatile Organics	7/1/2003
4585	1,2-Dibromoethane (EDB, Ethylene dibromide)	EPA 8260D	10307127	Volatile Organics	1/5/2024
4610	1,2-Dichlorobenzene	EPA 624.1	10298121	Volatile Organics	4/4/2018
4610	1,2-Dichlorobenzene	EPA 8260D	10307127	Volatile Organics	1/5/2024
4610	1,2-Dichlorobenzene	EPA 8270	10185203	Extractable Organics	7/1/2003
4610	1,2-Dichlorobenzene	EPA 8270E	10242543	Extractable Organics	1/5/2024
4635	1,2-Dichloroethane	EPA 624.1	10298121	Volatile Organics	4/4/2018
4635	1,2-Dichloroethane	EPA 8260D	10307127	Volatile Organics	1/5/2024
4655	1,2-Dichloropropane	EPA 624.1	10298121	Volatile Organics	4/4/2018
4655	1,2-Dichloropropane	EPA 8260D	10307127	Volatile Organics	1/5/2024

Attachment to Certificate #: E87052-79, expiration date June 30, 2024. This listing of accredited analytes should be used only when associated with a valid certificate.

State Laboratory ID: E87052 EPA Lab Code: GA00006 (912) 354-7858

E87052
Eurofins Savannah
5102 LaRoche Avenue
Savannah, GA 31404

Matrix: Non-Potable Water

Analyte#	Analyte	Method/Tech	Method Code	Category	Effective Date
6220	1,2-Diphenylhydrazine	EPA 8270	10185203	Extractable Organics	7/1/2003
6220	1,2-Diphenylhydrazine	EPA 8270E	10242543	Extractable Organics	1/5/2024
6411	1,2-Diphenylhydrazine (as Azobenzene)	EPA 625.1	10300024	Extractable Organics	12/4/2020
6800	1,3,5-Trichlorobenzene	EPA 8260D	10307127	Volatile Organics	1/5/2024
5215	1,3,5-Trimethylbenzene	EPA 8260D	10307127	Volatile Organics	1/5/2024
6885	1,3,5-Trinitrobenzene (1,3,5-TNB)	EPA 8270	10185203	Extractable Organics	7/1/2003
6885	1,3,5-Trinitrobenzene (1,3,5-TNB)	EPA 8270E	10242543	Extractable Organics	1/5/2024
4615	1,3-Dichlorobenzene	EPA 624.1	10298121	Volatile Organics	4/4/2018
4615	1,3-Dichlorobenzene	EPA 8260D	10307127	Volatile Organics	1/5/2024
4615	1,3-Dichlorobenzene	EPA 8270	10185203	Extractable Organics	7/1/2003
4615	1,3-Dichlorobenzene	EPA 8270E	10242543	Extractable Organics	1/5/2024
4660	1,3-Dichloropropane	EPA 8260D	10307127	Volatile Organics	1/5/2024
6160	1,3-Dinitrobenzene (1,3-DNB)	EPA 8270	10185203	Extractable Organics	7/1/2003
6160	1,3-Dinitrobenzene (1,3-DNB)	EPA 8270E	10242543	Extractable Organics	1/5/2024
4620	1,4-Dichlorobenzene	EPA 624.1	10298121	Volatile Organics	4/4/2018
4620	1,4-Dichlorobenzene	EPA 8260D	10307127	Volatile Organics	1/5/2024
4620	1,4-Dichlorobenzene	EPA 8270	10185203	Extractable Organics	7/1/2003
4620	1,4-Dichlorobenzene	EPA 8270E	10242543	Extractable Organics	1/5/2024
4735	1,4-Dioxane (1,4-Diethyleneoxide)	EPA 624.1	10298121	Volatile Organics	9/15/2022
4735	1,4-Dioxane (1,4-Diethyleneoxide)	EPA 8260D	10307127	Volatile Organics	1/5/2024
4735	1,4-Dioxane (1,4-Diethyleneoxide)	EPA 8270	10185203	Volatile Organics	7/1/2003
4735	1,4-Dioxane (1,4-Diethyleneoxide)	EPA 8270E	10242543	Extractable Organics	1/5/2024
6420	1,4-Naphthoquinone	EPA 8270	10185203	Extractable Organics	7/1/2003
6420	1,4-Naphthoquinone	EPA 8270E	10242543	Extractable Organics	1/5/2024
6630	1,4-Phenylenediamine	EPA 8270	10185203	Extractable Organics	7/1/2003
6630	1,4-Phenylenediamine	EPA 8270E	10242543	Extractable Organics	1/5/2024
9490	11-Chloroeicosafluoro-3-oxaundecane-1-sulfonic Acid (11-ClPF3OUdS)	EPA 1633 Draft 4	10123452	Extractable Organics	9/14/2023
4510	1-Chlorohexane	EPA 8260D	10307127	Volatile Organics	1/5/2024
6948	1H,1H,2H,2H-Perfluorodecanesulfonic Acid (8:2 FTS)	EPA 1633 Draft 4	10123452	Extractable Organics	9/14/2023
6946	1H,1H,2H,2H-Perfluorohexanesulfonic acid (4:2 FTS)	EPA 1633 Draft 4	10123452	Extractable Organics	9/14/2023
6947	1H,1H,2H,2H-Perfluoro-octanesulfonic Acid (6:2 FTS)	EPA 1633 Draft 4	10123452	Extractable Organics	9/14/2023
6380	1-Methylnaphthalene	EPA 8270	10185203	Extractable Organics	7/30/2007
6380	1-Methylnaphthalene	EPA 8270E	10242543	Extractable Organics	1/5/2024
6425	1-Naphthylamine	EPA 8270	10185203	Extractable Organics	7/1/2003

Attachment to Certificate #: E87052-79, expiration date June 30, 2024. This listing of accredited analytes should be used only when associated with a valid certificate.

State Laboratory ID: E87052 EPA Lab Code: GA00006 (912) 354-7858

E87052
Eurofins Savannah
5102 LaRoche Avenue
Savannah, GA 31404

Matrix: Non-Potable Water

Analyte#	Analyte	Method/Tech	Method Code	Category	Effective Date
6425	1-Naphthylamine	EPA 8270E	10242543	Extractable Organics	1/5/2024
4846	2-(N-Ethyl-perfluorooctane sulfonamido) acetic acid (N-EtFOSAA)	EPA 1633 Draft 4	10123452	Extractable Organics	9/14/2023
4847	2-(N-Methyl-perfluorooctane sulfonamido) acetic acid (N-MeFOSAA)	EPA 1633 Draft 4	10123452	Extractable Organics	9/14/2023
4665	2,2-Dichloropropane	EPA 8260D	10307127	Volatile Organics	1/5/2024
4659	2,2'-Oxybis(1-chloropropane),bis(2-Chloro-1-methylethyl)ether (fka bis(2-Chloroisopropyl) ether	EPA 625.1	10300024	Extractable Organics	4/4/2018
4659	2,2'-Oxybis(1-chloropropane),bis(2-Chloro-1-methylethyl)ether (fka bis(2-Chloroisopropyl) ether	EPA 8270	10185203	Extractable Organics	7/1/2003
4659	2,2'-Oxybis(1-chloropropane),bis(2-Chloro-1-methylethyl)ether (fka bis(2-Chloroisopropyl) ether	EPA 8270E	10242543	Extractable Organics	1/5/2024
6735	2,3,4,6-Tetrachlorophenol	EPA 8270	10185203	Extractable Organics	7/1/2003
6735	2,3,4,6-Tetrachlorophenol	EPA 8270E	10242543	Extractable Organics	1/5/2024
8920	2,3-Dichlorobiphenyl (BZ 5)	EPA 625.1	10300024	Pesticides-Herbicides-PCB's	12/4/2020
8655	2,4,5-T	EPA 615	10105609	Pesticides-Herbicides-PCB's	2/6/2002
8655	2,4,5-T	EPA 8151A	10183207	Pesticides-Herbicides-PCB's	1/5/2024
9253	2,4,5-Trichlorobiphenyl (BZ 29)	EPA 625.1	10300024	Pesticides-Herbicides-PCB's	12/4/2020
6835	2,4,5-Trichlorophenol	EPA 8270	10185203	Extractable Organics	7/1/2003
6835	2,4,5-Trichlorophenol	EPA 8270E	10242543	Extractable Organics	1/5/2024
6840	2,4,6-Trichlorophenol	EPA 625.1	10300024	Extractable Organics	4/4/2018
6840	2,4,6-Trichlorophenol	EPA 8270	10185203	Extractable Organics	7/1/2003
6840	2,4,6-Trichlorophenol	EPA 8270E	10242543	Extractable Organics	1/5/2024
8545	2,4-D	EPA 615	10105609	Pesticides-Herbicides-PCB's	2/6/2002
8545	2,4-D	EPA 8151A	10183207	Pesticides-Herbicides-PCB's	1/5/2024
8560	2,4-DB	EPA 615	10105609	Pesticides-Herbicides-PCB's	2/6/2002
8560	2,4-DB	EPA 8151A	10183207	Pesticides-Herbicides-PCB's	1/5/2024
6000	2,4-Dichlorophenol	EPA 625.1	10300024	Extractable Organics	4/4/2018
6000	2,4-Dichlorophenol	EPA 8270	10185203	Extractable Organics	7/1/2003
6000	2,4-Dichlorophenol	EPA 8270E	10242543	Extractable Organics	1/5/2024
6130	2,4-Dimethylphenol	EPA 625.1	10300024	Extractable Organics	4/4/2018
6130	2,4-Dimethylphenol	EPA 8270	10185203	Extractable Organics	7/1/2003
6130	2,4-Dimethylphenol	EPA 8270E	10242543	Extractable Organics	1/5/2024
6175	2,4-Dinitrophenol	EPA 625.1	10300024	Extractable Organics	4/4/2018
6175	2,4-Dinitrophenol	EPA 8270	10185203	Extractable Organics	7/1/2003
6175	2,4-Dinitrophenol	EPA 8270E	10242543	Extractable Organics	1/5/2024
6185	2,4-Dinitrotoluene (2,4-DNT)	EPA 625.1	10300024	Extractable Organics	4/4/2018

Attachment to Certificate #: E87052-79, expiration date June 30, 2024. This listing of accredited analytes should be used only when associated with a valid certificate.

State Laboratory ID: E87052 EPA Lab Code: GA00006 (912) 354-7858

E87052
Eurofins Savannah
5102 LaRoche Avenue
Savannah, GA 31404

Matrix: Non-Potable Water

Analyte#	Analyte	Method/Tech	Method Code	Category	Effective Date
6185	2,4-Dinitrotoluene (2,4-DNT)	EPA 8270	10185203	Extractable Organics	7/1/2003
6185	2,4-Dinitrotoluene (2,4-DNT)	EPA 8270E	10242543	Extractable Organics	1/5/2024
6005	2,6-Dichlorophenol	EPA 8270	10185203	Extractable Organics	7/1/2003
6190	2,6-Dinitrotoluene (2,6-DNT)	EPA 625.1	10300024	Extractable Organics	4/4/2018
6190	2,6-Dinitrotoluene (2,6-DNT)	EPA 8270	10185203	Extractable Organics	7/1/2003
6190	2,6-Dinitrotoluene (2,6-DNT)	EPA 8270E	10242543	Extractable Organics	1/5/2024
5515	2-Acetylaminofluorene	EPA 8270	10185203	Extractable Organics	7/1/2003
5515	2-Acetylaminofluorene	EPA 8270E	10242543	Extractable Organics	1/5/2024
4410	2-Butanone (Methyl ethyl ketone, MEK)	EPA 8260D	10307127	Volatile Organics	1/5/2024
4500	2-Chloroethyl vinyl ether	EPA 624.1	10298121	Volatile Organics	4/4/2018
4500	2-Chloroethyl vinyl ether	EPA 8260D	10307127	Volatile Organics	1/5/2024
5795	2-Chloronaphthalene	EPA 625.1	10300024	Extractable Organics	4/4/2018
5795	2-Chloronaphthalene	EPA 8270	10185203	Extractable Organics	7/1/2003
5795	2-Chloronaphthalene	EPA 8270E	10242543	Extractable Organics	1/5/2024
5800	2-Chlorophenol	EPA 625.1	10300024	Extractable Organics	4/4/2018
5800	2-Chlorophenol	EPA 8270	10185203	Extractable Organics	7/1/2003
5800	2-Chlorophenol	EPA 8270E	10242543	Extractable Organics	1/5/2024
4535	2-Chlorotoluene	EPA 8260D	10307127	Volatile Organics	1/5/2024
5866	2-Ethoxyethanol (Ethyl Cellusolve)	EPA 8270E	10242543	Extractable Organics	1/5/2024
9340	2H,2H,3H,3H-Perfluorodecanoic Acid (7:3 FTCA)	EPA 1633 Draft 4	10123452	Extractable Organics	9/14/2023
9338	2H,2H,3H,3H-Perfluoro-octanoic Acid (5:3 FTCA)	EPA 1633 Draft 4	10123452	Extractable Organics	9/14/2023
4860	2-Hexanone	EPA 8260D	10307127	Volatile Organics	1/5/2024
6360	2-Methyl-4,6-dinitrophenol	EPA 625.1	10300024	Extractable Organics	4/4/2018
6360	2-Methyl-4,6-dinitrophenol	EPA 8270	10185203	Extractable Organics	7/1/2003
6360	2-Methyl-4,6-dinitrophenol	EPA 8270E	10242543	Extractable Organics	1/5/2024
6385	2-Methylnaphthalene	EPA 8260D	10307127	Volatile Organics	1/5/2024
6385	2-Methylnaphthalene	EPA 8270	10185203	Extractable Organics	7/1/2003
6385	2-Methylnaphthalene	EPA 8270E	10242543	Extractable Organics	1/5/2024
6400	2-Methylphenol (o-Cresol)	EPA 8270	10185203	Extractable Organics	7/1/2003
6400	2-Methylphenol (o-Cresol)	EPA 8270E	10242543	Extractable Organics	1/5/2024
6430	2-Naphthylamine	EPA 8270	10185203	Extractable Organics	7/30/2007
6430	2-Naphthylamine	EPA 8270E	10242543	Extractable Organics	1/5/2024
6460	2-Nitroaniline	EPA 8270	10185203	Extractable Organics	7/1/2003
6460	2-Nitroaniline	EPA 8270E	10242543	Extractable Organics	1/5/2024
6490	2-Nitrophenol	EPA 625.1	10300024	Extractable Organics	4/4/2018

Attachment to Certificate #: E87052-79, expiration date June 30, 2024. This listing of accredited analytes should be used only when associated with a valid certificate.

State Laboratory ID: E87052 EPA Lab Code: GA00006 (912) 354-7858

E87052
Eurofins Savannah
5102 LaRoche Avenue
Savannah, GA 31404

Matrix: Non-Potable Water

Analyte#	Analyte	Method/Tech	Method Code	Category	Effective Date
6490	2-Nitrophenol	EPA 8270	10185203	Extractable Organics	7/1/2003
6490	2-Nitrophenol	EPA 8270E	10242543	Extractable Organics	1/5/2024
5020	2-Nitropropane	EPA 8260D	10307127	Volatile Organics	1/5/2024
5045	2-Pentanone	EPA 8015C	10173816	Volatile Organics	1/5/2024
5050	2-Picoline (2-Methylpyridine)	EPA 8270	10185203	Extractable Organics	7/1/2003
5050	2-Picoline (2-Methylpyridine)	EPA 8270E	10242543	Extractable Organics	1/5/2024
5945	3,3'-Dichlorobenzidine	EPA 625.1	10300024	Extractable Organics	4/4/2018
5945	3,3'-Dichlorobenzidine	EPA 8270	10185203	Extractable Organics	7/1/2003
5945	3,3'-Dichlorobenzidine	EPA 8270E	10242543	Extractable Organics	1/5/2024
6103	3,3-Dimethyl-1-butanol	EPA 8260D	10307127	Volatile Organics	1/5/2024
6120	3,3'-Dimethylbenzidine	EPA 8270	10185203	Extractable Organics	7/1/2003
6120	3,3'-Dimethylbenzidine	EPA 8270E	10242543	Extractable Organics	1/5/2024
8600	3,5-Dichlorobenzoic acid	EPA 8151A	10183207	Pesticides-Herbicides-PCB's	1/5/2024
6412	3/4-Methylphenols (m/p-Cresols)	EPA 8270	10185203	Extractable Organics	11/18/2008
6412	3/4-Methylphenols (m/p-Cresols)	EPA 8270E	10242543	Extractable Organics	1/5/2024
6355	3-Methylcholanthrene	EPA 8270	10185203	Extractable Organics	7/30/2007
6355	3-Methylcholanthrene	EPA 8270E	10242543	Extractable Organics	1/5/2024
6465	3-Nitroaniline	EPA 8270	10185203	Extractable Organics	7/1/2003
6465	3-Nitroaniline	EPA 8270E	10242543	Extractable Organics	1/5/2024
9353	4,4,5,5,6,6,6-Heptafluorohexanoic Acid (3:3 FTCA)	EPA 1633 Draft 4	10123452	Extractable Organics	9/14/2023
7355	4,4'-DDD	EPA 608.3	10296614	Pesticides-Herbicides-PCB's	4/4/2018
7355	4,4'-DDD	EPA 8081B	10178811	Pesticides-Herbicides-PCB's	1/5/2024
7360	4,4'-DDE	EPA 608.3	10296614	Pesticides-Herbicides-PCB's	4/4/2018
7360	4,4'-DDE	EPA 8081B	10178811	Pesticides-Herbicides-PCB's	1/5/2024
7365	4,4'-DDT	EPA 608.3	10296614	Pesticides-Herbicides-PCB's	4/4/2018
7365	4,4'-DDT	EPA 8081B	10178811	Pesticides-Herbicides-PCB's	1/5/2024
6951	4,8-Dioxa-3H-perfluorononanoic Acid (ADONA)	EPA 1633 Draft 4	10123452	Extractable Organics	9/14/2023
5540	4-Aminobiphenyl	EPA 8270	10185203	Extractable Organics	7/1/2003
5540	4-Aminobiphenyl	EPA 8270E	10242543	Extractable Organics	1/5/2024
5660	4-Bromophenyl phenyl ether	EPA 625.1	10300024	Extractable Organics	4/4/2018
5660	4-Bromophenyl phenyl ether	EPA 8270	10185203	Extractable Organics	7/1/2003
5700	4-Chloro-3-methylphenol	EPA 625.1	10300024	Extractable Organics	4/4/2018
5700	4-Chloro-3-methylphenol	EPA 8270	10185203	Extractable Organics	7/1/2003
5700	4-Chloro-3-methylphenol	EPA 8270E	10242543	Extractable Organics	1/5/2024
5745	4-Chloroaniline	EPA 8270	10185203	Extractable Organics	7/1/2003

Attachment to Certificate #: E87052-79, expiration date June 30, 2024. This listing of accredited analytes should be used only when associated with a valid certificate.

State Laboratory ID: E87052 EPA Lab Code: GA00006 (912) 354-7858

E87052
Eurofins Savannah
5102 LaRoche Avenue
Savannah, GA 31404

Matrix: Non-Potable Water

Analyte#	Analyte	Method/Tech	Method Code	Category	Effective Date
5745	4-Chloroaniline	EPA 8270E	10242543	Extractable Organics	1/5/2024
5825	4-Chlorophenyl phenylether	EPA 625.1	10300024	Extractable Organics	4/4/2018
5825	4-Chlorophenyl phenylether	EPA 8270	10185203	Extractable Organics	7/1/2003
5825	4-Chlorophenyl phenylether	EPA 8270E	10242543	Extractable Organics	1/5/2024
4540	4-Chlorotoluene	EPA 8260D	10307127	Volatile Organics	1/5/2024
6105	4-Dimethyl aminoazobenzene	EPA 8270	10185203	Extractable Organics	7/1/2003
6105	4-Dimethyl aminoazobenzene	EPA 8270E	10242543	Extractable Organics	1/5/2024
4995	4-Methyl-2-pentanone (MIBK)	EPA 8260D	10307127	Volatile Organics	1/5/2024
6470	4-Nitroaniline	EPA 8270	10185203	Extractable Organics	7/1/2003
6470	4-Nitroaniline	EPA 8270E	10242543	Extractable Organics	1/5/2024
6500	4-Nitrophenol	EPA 625.1	10300024	Extractable Organics	4/4/2018
6500	4-Nitrophenol	EPA 8270	10185203	Extractable Organics	7/1/2003
6500	4-Nitrophenol	EPA 8270E	10242543	Extractable Organics	1/5/2024
6510	4-Nitroquinoline 1-oxide	EPA 8270	10185203	Extractable Organics	7/1/2003
6510	4-Nitroquinoline 1-oxide	EPA 8270E	10242543	Extractable Organics	1/5/2024
6570	5-Nitro-o-toluidine	EPA 8270	10185203	Extractable Organics	7/1/2003
6570	5-Nitro-o-toluidine	EPA 8270E	10242543	Extractable Organics	1/5/2024
6115	7,12-Dimethylbenz(a) anthracene	EPA 8270	10185203	Extractable Organics	7/1/2003
6115	7,12-Dimethylbenz(a) anthracene	EPA 8270E	10242543	Extractable Organics	1/5/2024
6952	9-Chlorohexadecafluoro-3-oxanonane-1-sulfonic Acid (9-ClPF3ONS)	EPA 1633 Draft 4	10123452	Extractable Organics	9/14/2023
6125	a,a-Dimethylphenethylamine	EPA 8270	10185203	Extractable Organics	7/1/2003
6125	a,a-Dimethylphenethylamine	EPA 8270E	10242543	Extractable Organics	1/5/2024
5500	Acenaphthene	EPA 625.1	10300024	Extractable Organics	4/4/2018
5500	Acenaphthene	EPA 8270	10185203	Extractable Organics	7/1/2003
5500	Acenaphthene	EPA 8270E	10242543	Extractable Organics	1/5/2024
5505	Acenaphthylene	EPA 625.1	10300024	Extractable Organics	4/4/2018
5505	Acenaphthylene	EPA 8270	10185203	Extractable Organics	7/1/2003
5505	Acenaphthylene	EPA 8270E	10242543	Extractable Organics	1/5/2024
4315	Acetone	EPA 8260D	10307127	Volatile Organics	1/5/2024
4320	Acetonitrile	EPA 8260D	10307127	Volatile Organics	1/5/2024
5510	Acetophenone	EPA 8270	10185203	Extractable Organics	7/1/2003
5510	Acetophenone	EPA 8270E	10242543	Extractable Organics	1/5/2024
8505	Acifluorfen	EPA 8151A	10183207	Pesticides-Herbicides-PCB's	1/5/2024
4325	Acrolein (Propenal)	EPA 624.1	10298121	Volatile Organics	4/4/2018
4325	Acrolein (Propenal)	EPA 8260D	10307127	Volatile Organics	1/5/2024
4330	Acrylamide	EPA 8316	10188202	Volatile Organics	9/20/2017

Attachment to Certificate #: E87052-79, expiration date June 30, 2024. This listing of accredited analytes should be used only when associated with a valid certificate.

State Laboratory ID: E87052 EPA Lab Code: GA00006 (912) 354-7858

E87052
Eurofins Savannah
5102 LaRoche Avenue
Savannah, GA 31404

Matrix: Non-Potable Water

Analyte#	Analyte	Method/Tech	Method Code	Category	Effective Date
4335	Acrylic acid	SOP SA-LC-074	60048159	Volatile Organics	9/20/2017
4340	Acrylonitrile	EPA 624.1	10298121	Volatile Organics	4/4/2018
4340	Acrylonitrile	EPA 8260D	10307127	Volatile Organics	1/5/2024
4345	Adsorbable organic halogens (AOX)	EPA 1650	10125005	General Chemistry	2/6/2002
7025	Aldrin	EPA 608.3	10296614	Pesticides-Herbicides-PCB's	4/4/2018
7025	Aldrin	EPA 8081B	10178811	Pesticides-Herbicides-PCB's	1/5/2024
1505	Alkalinity as CaCO3	EPA 310.1	10054805	General Chemistry	2/6/2002
1505	Alkalinity as CaCO3	SM 2320 B	20045607	General Chemistry	2/6/2002
4350	Allyl alcohol	EPA 8015C	10173816	Volatile Organics	1/5/2024
4355	Allyl chloride (3-Chloropropene)	EPA 8260D	10307127	Volatile Organics	1/5/2024
7110	alpha-BHC (alpha-Hexachlorocyclohexane)	EPA 608.3	10296614	Pesticides-Herbicides-PCB's	4/4/2018
7110	alpha-BHC (alpha-Hexachlorocyclohexane)	EPA 8081B	10178811	Pesticides-Herbicides-PCB's	1/5/2024
7240	alpha-Chlordane	EPA 8081B	10178811	Pesticides-Herbicides-PCB's	1/5/2024
1000	Aluminum	EPA 200.7	10013806	Metals	2/6/2002
1000	Aluminum	EPA 200.8	10014605	Metals	10/17/2003
1000	Aluminum	EPA 6010D	10155950	Metals	1/5/2024
1000	Aluminum	EPA 6020B	10156420	Metals	1/5/2024
1510	Amenable cyanide	EPA 335.1	10060001	General Chemistry	2/6/2002
1510	Amenable cyanide	EPA 9012B	10243228	General Chemistry	1/5/2024
1510	Amenable cyanide	SM 4500-CN- G	20021607	General Chemistry	2/6/2002
1515	Ammonia as N	EPA 350.1	10063602	General Chemistry	2/6/2002
5545	Aniline	EPA 8270	10185203	Extractable Organics	7/1/2003
5545	Aniline	EPA 8270E	10242543	Extractable Organics	1/5/2024
5555	Anthracene	EPA 625.1	10300024	Extractable Organics	4/4/2018
5555	Anthracene	EPA 8270	10185203	Extractable Organics	7/1/2003
5555	Anthracene	EPA 8270E	10242543	Extractable Organics	1/5/2024
1005	Antimony	EPA 200.7	10013806	Metals	2/6/2002
1005	Antimony	EPA 200.8	10014605	Metals	10/17/2003
1005	Antimony	EPA 6010D	10155950	Metals	1/5/2024
1005	Antimony	EPA 6020B	10156420	Metals	1/5/2024
5560	Aramite	EPA 8270	10185203	Extractable Organics	7/1/2003
5560	Aramite	EPA 8270E	10242543	Extractable Organics	1/5/2024
8880	Aroclor-1016 (PCB-1016)	EPA 608.3	10296614	Pesticides-Herbicides-PCB's	4/4/2018
8880	Aroclor-1016 (PCB-1016)	EPA 8082A	10179358	Pesticides-Herbicides-PCB's	1/5/2024
8885	Aroclor-1221 (PCB-1221)	EPA 608.3	10296614	Pesticides-Herbicides-PCB's	4/4/2018
8885	Aroclor-1221 (PCB-1221)	EPA 8082A	10179358	Pesticides-Herbicides-PCB's	1/5/2024

Attachment to Certificate #: E87052-79, expiration date June 30, 2024. This listing of accredited analytes should be used only when associated with a valid certificate.

State Laboratory ID: E87052 EPA Lab Code: GA00006 (912) 354-7858

E87052
Eurofins Savannah
5102 LaRoche Avenue
Savannah, GA 31404

Matrix: Non-Potable Water

Analyte#	Analyte	Method/Tech	Method Code	Category	Effective Date
8890	Aroclor-1232 (PCB-1232)	EPA 608.3	10296614	Pesticides-Herbicides-PCB's	4/4/2018
8890	Aroclor-1232 (PCB-1232)	EPA 8082A	10179358	Pesticides-Herbicides-PCB's	1/5/2024
8895	Aroclor-1242 (PCB-1242)	EPA 608.3	10296614	Pesticides-Herbicides-PCB's	4/4/2018
8895	Aroclor-1242 (PCB-1242)	EPA 8082A	10179358	Pesticides-Herbicides-PCB's	1/5/2024
8900	Aroclor-1248 (PCB-1248)	EPA 608.3	10296614	Pesticides-Herbicides-PCB's	4/4/2018
8900	Aroclor-1248 (PCB-1248)	EPA 8082A	10179358	Pesticides-Herbicides-PCB's	1/5/2024
8905	Aroclor-1254 (PCB-1254)	EPA 608.3	10296614	Pesticides-Herbicides-PCB's	4/4/2018
8905	Aroclor-1254 (PCB-1254)	EPA 8082A	10179358	Pesticides-Herbicides-PCB's	1/5/2024
8910	Aroclor-1260 (PCB-1260)	EPA 608.3	10296614	Pesticides-Herbicides-PCB's	4/4/2018
8910	Aroclor-1260 (PCB-1260)	EPA 8082A	10179358	Pesticides-Herbicides-PCB's	1/5/2024
8912	Aroclor-1262 (PCB-1262)	EPA 8082A	10179358	Pesticides-Herbicides-PCB's	1/5/2024
8913	Aroclor-1268 (PCB-1268)	EPA 8082A	10179358	Pesticides-Herbicides-PCB's	1/5/2024
1010	Arsenic	EPA 200.7	10013806	Metals	2/6/2002
1010	Arsenic	EPA 200.8	10014605	Metals	10/17/2003
1010	Arsenic	EPA 6010D	10155950	Metals	1/5/2024
1010	Arsenic	EPA 6020B	10156420	Metals	1/5/2024
7065	Atrazine	EPA 8270	10185203	Pesticides-Herbicides-PCB's	12/4/2020
7065	Atrazine	EPA 8270E	10242543	Pesticides-Herbicides-PCB's	1/5/2024
1015	Barium	EPA 200.7	10013806	Metals	2/6/2002
1015	Barium	EPA 200.8	10014605	Metals	10/17/2003
1015	Barium	EPA 6010D	10155950	Metals	1/5/2024
1015	Barium	EPA 6020B	10156420	Metals	1/5/2024
8530	Bentazon	EPA 8151A	10183207	Pesticides-Herbicides-PCB's	1/5/2024
5570	Benzaldehyde	EPA 8270	10185203	Extractable Organics	12/4/2020
5570	Benzaldehyde	EPA 8270E	10242543	Extractable Organics	1/5/2024
4375	Benzene	EPA 624.1	10298121	Volatile Organics	4/4/2018
4375	Benzene	EPA 8260D	10307127	Volatile Organics	1/5/2024
5595	Benzidine	EPA 625.1	10300024	Extractable Organics	4/4/2018
5595	Benzidine	EPA 8270	10185203	Extractable Organics	7/1/2003
5595	Benzidine	EPA 8270E	10242543	Extractable Organics	1/5/2024
5575	Benzo(a)anthracene	EPA 625.1	10300024	Extractable Organics	4/4/2018
5575	Benzo(a)anthracene	EPA 8270	10185203	Extractable Organics	7/1/2003
5575	Benzo(a)anthracene	EPA 8270E	10242543	Extractable Organics	1/5/2024
5580	Benzo(a)pyrene	EPA 625.1	10300024	Extractable Organics	4/4/2018
5580	Benzo(a)pyrene	EPA 8270	10185203	Extractable Organics	7/1/2003
5580	Benzo(a)pyrene	EPA 8270E	10242543	Extractable Organics	1/5/2024

Attachment to Certificate #: E87052-79, expiration date June 30, 2024. This listing of accredited analytes should be used only when associated with a valid certificate.

State Laboratory ID: E87052 EPA Lab Code: GA00006 (912) 354-7858

E87052
Eurofins Savannah
5102 LaRoche Avenue
Savannah, GA 31404

Matrix: Non-Potable Water

Analyte#	Analyte	Method/Tech	Method Code	Category	Effective Date
5585	Benzo(b)fluoranthene	EPA 625.1	10300024	Extractable Organics	4/4/2018
5585	Benzo(b)fluoranthene	EPA 8270	10185203	Extractable Organics	7/1/2003
5585	Benzo(b)fluoranthene	EPA 8270E	10242543	Extractable Organics	1/5/2024
5605	Benzo(e)pyrene	EPA 8270E	10242543	Extractable Organics	1/5/2024
5590	Benzo(g,h,i)perylene	EPA 625.1	10300024	Extractable Organics	4/4/2018
5590	Benzo(g,h,i)perylene	EPA 8270	10185203	Extractable Organics	7/1/2003
5590	Benzo(g,h,i)perylene	EPA 8270E	10242543	Extractable Organics	1/5/2024
5600	Benzo(k)fluoranthene	EPA 625.1	10300024	Extractable Organics	4/4/2018
5600	Benzo(k)fluoranthene	EPA 8270	10185203	Extractable Organics	7/1/2003
5600	Benzo(k)fluoranthene	EPA 8270E	10242543	Extractable Organics	1/5/2024
5610	Benzoic acid	EPA 8270	10185203	Extractable Organics	7/1/2003
5610	Benzoic acid	EPA 8270E	10242543	Extractable Organics	1/5/2024
5630	Benzyl alcohol	EPA 8270	10185203	Extractable Organics	7/1/2003
5630	Benzyl alcohol	EPA 8270E	10242543	Extractable Organics	1/5/2024
5635	Benzyl chloride	EPA 8260D	10307127	Volatile Organics	1/5/2024
1020	Beryllium	EPA 200.7	10013806	Metals	2/6/2002
1020	Beryllium	EPA 200.8	10014605	Metals	10/17/2003
1020	Beryllium	EPA 6010D	10155950	Metals	1/5/2024
1020	Beryllium	EPA 6020B	10156420	Metals	1/5/2024
7115	beta-BHC (beta-Hexachlorocyclohexane)	EPA 608.3	10296614	Pesticides-Herbicides-PCB's	4/4/2018
7115	beta-BHC (beta-Hexachlorocyclohexane)	EPA 8081B	10178811	Pesticides-Herbicides-PCB's	1/5/2024
1530	Biochemical oxygen demand	EPA 405.1	10075602	General Chemistry	2/6/2002
1530	Biochemical oxygen demand	SM 5210 B	20027401	General Chemistry	2/6/2002
6703	Biphenyl (1,1-Biphenyl, BZ 0)	EPA 8270	10185203	Extractable Organics	12/4/2020
6703	Biphenyl (1,1-Biphenyl, BZ 0)	EPA 8270E	10242543	Extractable Organics	1/5/2024
5760	bis(2-Chloroethoxy)methane	EPA 625.1	10300024	Extractable Organics	4/4/2018
5760	bis(2-Chloroethoxy)methane	EPA 8270	10185203	Extractable Organics	7/1/2003
5760	bis(2-Chloroethoxy)methane	EPA 8270E	10242543	Extractable Organics	1/5/2024
5765	bis(2-Chloroethyl) ether	EPA 625.1	10300024	Extractable Organics	4/4/2018
5765	bis(2-Chloroethyl) ether	EPA 8270	10185203	Extractable Organics	7/1/2003
5765	bis(2-Chloroethyl) ether	EPA 8270E	10242543	Extractable Organics	1/5/2024
1025	Boron	EPA 200.7	10013806	Metals	2/6/2002
1025	Boron	EPA 200.8	10014605	Metals	1/10/2023
1025	Boron	EPA 6010D	10155950	Metals	1/5/2024
1025	Boron	EPA 6020B	10156420	Metals	1/5/2024
1535	Bromate	EPA 300.0	10053200	General Chemistry	3/22/2013

Attachment to Certificate #: E87052-79, expiration date June 30, 2024. This listing of accredited analytes should be used only when associated with a valid certificate.

State Laboratory ID: E87052 EPA Lab Code: GA00006 (912) 354-7858

E87052
Eurofins Savannah
5102 LaRoche Avenue
Savannah, GA 31404

Matrix: Non-Potable Water

Analyte#	Analyte	Method/Tech	Method Code	Category	Effective Date
1535	Bromate	EPA 300.1	10275602	General Chemistry	7/30/2007
1540	Bromide	EPA 300.0	10053200	General Chemistry	2/6/2002
1540	Bromide	EPA 300.1	10275602	General Chemistry	7/30/2007
1540	Bromide	EPA 9056A	10199607	General Chemistry	1/5/2024
4385	Bromobenzene	EPA 8260D	10307127	Volatile Organics	1/5/2024
4390	Bromochloromethane	EPA 8260D	10307127	Volatile Organics	1/5/2024
4395	Bromodichloromethane	EPA 624.1	10298121	Volatile Organics	4/4/2018
4395	Bromodichloromethane	EPA 8260D	10307127	Volatile Organics	1/5/2024
4400	Bromoform	EPA 624.1	10298121	Volatile Organics	4/4/2018
4400	Bromoform	EPA 8260D	10307127	Volatile Organics	1/5/2024
5670	Butyl benzyl phthalate	EPA 625.1	10300024	Extractable Organics	4/4/2018
5670	Butyl benzyl phthalate	EPA 8270	10185203	Extractable Organics	7/1/2003
5670	Butyl benzyl phthalate	EPA 8270E	10242543	Extractable Organics	1/5/2024
1030	Cadmium	EPA 200.7	10013806	Metals	2/6/2002
1030	Cadmium	EPA 200.8	10014605	Metals	10/17/2003
1030	Cadmium	EPA 6010D	10155950	Metals	1/5/2024
1030	Cadmium	EPA 6020B	10156420	Metals	1/5/2024
1035	Calcium	EPA 200.7	10013806	Metals	2/6/2002
1035	Calcium	EPA 6010D	10155950	Metals	1/5/2024
1035	Calcium	EPA 6020B	10156420	Metals	1/5/2024
7180	Caprolactam	EPA 8270	10185203	Extractable Organics	12/4/2020
7180	Caprolactam	EPA 8270E	10242543	Extractable Organics	1/5/2024
5680	Carbazole	EPA 8270	10185203	Extractable Organics	7/1/2003
5680	Carbazole	EPA 8270E	10242543	Extractable Organics	1/5/2024
4450	Carbon disulfide	EPA 8260D	10307127	Volatile Organics	1/5/2024
4455	Carbon tetrachloride	EPA 624.1	10298121	Volatile Organics	4/4/2018
4455	Carbon tetrachloride	EPA 8260D	10307127	Volatile Organics	1/5/2024
1555	Carbonaceous BOD (CBOD)	SM 5210 B	20027401	General Chemistry	2/6/2002
1565	Chemical oxygen demand	EPA 410.4	10077404	General Chemistry	2/6/2002
1565	Chemical oxygen demand	SM 5220 D	20027809	General Chemistry	7/30/2007
8540	Chloramben	EPA 8151A	10183207	Pesticides-Herbicides-PCB's	1/5/2024
1570	Chlorate	EPA 300.1	10275602	General Chemistry	7/30/2007
7250	Chlordane (tech.)	EPA 608.3	10296614	Pesticides-Herbicides-PCB's	4/4/2018
7250	Chlordane (tech.)	EPA 8081B	10178811	Pesticides-Herbicides-PCB's	1/5/2024
1575	Chloride	EPA 300.0	10053200	General Chemistry	2/6/2002
1575	Chloride	EPA 325.2	10057202	General Chemistry	2/6/2002

Attachment to Certificate #: E87052-79, expiration date June 30, 2024. This listing of accredited analytes should be used only when associated with a valid certificate.

State Laboratory ID: E87052 EPA Lab Code: GA00006 (912) 354-7858

E87052
Eurofins Savannah
5102 LaRoche Avenue
Savannah, GA 31404

Matrix: Non-Potable Water

Analyte#	Analyte	Method/Tech	Method Code	Category	Effective Date
1575	Chloride	EPA 9056A	10199607	General Chemistry	1/5/2024
1575	Chloride	EPA 9251	10207406	General Chemistry	7/1/2003
1575	Chloride	SM 4500-Cl^- E	20086004	General Chemistry	7/30/2007
1595	Chlorite	EPA 300.1	10275602	General Chemistry	7/30/2007
4475	Chlorobenzene	EPA 624.1	10298121	Volatile Organics	4/4/2018
4475	Chlorobenzene	EPA 8260D	10307127	Volatile Organics	1/5/2024
7260	Chlorobenzilate	EPA 8081B	10178811	Pesticides-Herbicides-PCB's	1/5/2024
4485	Chloroethane	EPA 624.1	10298121	Volatile Organics	4/4/2018
4485	Chloroethane	EPA 8260D	10307127	Volatile Organics	1/5/2024
4505	Chloroform	EPA 624.1	10298121	Volatile Organics	4/4/2018
4505	Chloroform	EPA 8260D	10307127	Volatile Organics	1/5/2024
4525	Chloroprene	EPA 8260D	10307127	Volatile Organics	1/5/2024
1040	Chromium	EPA 200.7	10013806	Metals	2/6/2002
1040	Chromium	EPA 200.8	10014605	Metals	10/17/2003
1040	Chromium	EPA 6010D	10155950	Metals	1/5/2024
1040	Chromium	EPA 6020B	10156420	Metals	1/5/2024
1045	Chromium VI	EPA 7196A	10162400	Metals	1/5/2024
1045	Chromium VI	SM 3500-Cr B (20th/21st/22nd Ed.)/UV-VIS	20066255	General Chemistry	4/18/2011
1045	Chromium VI	SM 3500-Cr D (18th/19th Ed.)/UV-VIS	20009001	General Chemistry	2/6/2002
5855	Chrysene	EPA 625.1	10300024	Extractable Organics	4/4/2018
5855	Chrysene	EPA 8270	10185203	Extractable Organics	7/1/2003
5855	Chrysene	EPA 8270E	10242543	Extractable Organics	1/5/2024
4645	cis-1,2-Dichloroethylene	EPA 8260D	10307127	Volatile Organics	1/5/2024
4680	cis-1,3-Dichloropropene	EPA 624.1	10298121	Volatile Organics	4/4/2018
4680	cis-1,3-Dichloropropene	EPA 8260D	10307127	Volatile Organics	1/5/2024
1050	Cobalt	EPA 200.7	10013806	Metals	2/6/2002
1050	Cobalt	EPA 200.8	10014605	Metals	10/17/2003
1050	Cobalt	EPA 6010D	10155950	Metals	1/5/2024
1050	Cobalt	EPA 6020B	10156420	Metals	1/5/2024
1605	Color	EPA 110.2	10005604	General Chemistry	2/6/2002
1605	Color	SM 2120 B	20039309	General Chemistry	7/30/2007
1610	Conductivity	EPA 120.1	10006403	General Chemistry	2/6/2002
1610	Conductivity	EPA 9050A	10198808	General Chemistry	1/5/2024
1610	Conductivity	SM 2510 B	20048606	General Chemistry	7/30/2007
1055	Copper	EPA 200.7	10013806	Metals	2/6/2002

Attachment to Certificate #: E87052-79, expiration date June 30, 2024. This listing of accredited analytes should be used only when associated with a valid certificate.

State Laboratory ID: E87052 EPA Lab Code: GA00006 (912) 354-7858

E87052
Eurofins Savannah
5102 LaRoche Avenue
Savannah, GA 31404

Matrix: Non-Potable Water

Analyte#	Analyte	Method/Tech	Method Code	Category	Effective Date
1055	Copper	EPA 200.8	10014605	Metals	10/17/2003
1055	Copper	EPA 6010D	10155950	Metals	1/5/2024
1055	Copper	EPA 6020B	10156420	Metals	1/5/2024
1620	Corrosivity (langlier index)	SM 2330 B	20003207	General Chemistry	2/6/2002
1635	Cyanide	EPA 335.4	10061402	General Chemistry	2/6/2002
1635	Cyanide	SM 4500-CN E	20021209	General Chemistry	2/6/2002
4555	Cyclohexane	EPA 8260D	10307127	Volatile Organics	1/5/2024
8550	Dacthal (DCPA)	EPA 8151A	10183207	Pesticides-Herbicides-PCB's	1/5/2024
8555	Dalapon	EPA 615	10105609	Pesticides-Herbicides-PCB's	2/6/2002
8555	Dalapon	EPA 8151A	10183207	Pesticides-Herbicides-PCB's	1/5/2024
7105	delta-BHC	EPA 608.3	10296614	Pesticides-Herbicides-PCB's	4/4/2018
7105	delta-BHC	EPA 8081B	10178811	Pesticides-Herbicides-PCB's	1/5/2024
6065	Di(2-ethylhexyl) phthalate (DEHP)	EPA 625.1	10300024	Extractable Organics	4/4/2018
6065	Di(2-ethylhexyl) phthalate (DEHP)	EPA 8270	10185203	Extractable Organics	7/1/2003
6065	Di(2-ethylhexyl) phthalate (DEHP)	EPA 8270E	10242543	Extractable Organics	1/5/2024
7405	Diallate	EPA 8270	10185203	Pesticides-Herbicides-PCB's	7/1/2003
7405	Diallate	EPA 8270E	10242543	Pesticides-Herbicides-PCB's	1/5/2024
5895	Dibenz(a,h)anthracene	EPA 625.1	10300024	Extractable Organics	4/4/2018
5895	Dibenz(a,h)anthracene	EPA 8270	10185203	Extractable Organics	7/1/2003
5895	Dibenz(a,h)anthracene	EPA 8270E	10242543	Extractable Organics	1/5/2024
5905	Dibenzofuran	EPA 8270	10185203	Extractable Organics	7/1/2003
5905	Dibenzofuran	EPA 8270E	10242543	Extractable Organics	1/5/2024
4575	Dibromochloromethane	EPA 624.1	10298121	Volatile Organics	4/4/2018
4575	Dibromochloromethane	EPA 8260D	10307127	Volatile Organics	1/5/2024
8595	Dicamba	EPA 615	10105609	Pesticides-Herbicides-PCB's	2/6/2002
8595	Dicamba	EPA 8151A	10183207	Pesticides-Herbicides-PCB's	1/5/2024
4625	Dichlorodifluoromethane	EPA 624.1	10298121	Volatile Organics	12/4/2020
8605	Dichloroprop (Dichlorprop)	EPA 615	10105609	Pesticides-Herbicides-PCB's	2/6/2002
8605	Dichloroprop (Dichlorprop)	EPA 8151A	10183207	Pesticides-Herbicides-PCB's	1/5/2024
7470	Dieldrin	EPA 608.3	10296614	Pesticides-Herbicides-PCB's	4/4/2018
7470	Dieldrin	EPA 8081B	10178811	Pesticides-Herbicides-PCB's	1/5/2024
9369	Diesel range organics (DRO)	EPA 8015C	10173816	Extractable Organics	1/5/2024
4725	Diethyl ether	EPA 8260D	10307127	Volatile Organics	1/5/2024
6070	Diethyl phthalate	EPA 625.1	10300024	Extractable Organics	4/4/2018
6070	Diethyl phthalate	EPA 8270	10185203	Extractable Organics	7/1/2003
6070	Diethyl phthalate	EPA 8270E	10242543	Extractable Organics	1/5/2024

Attachment to Certificate #: E87052-79, expiration date June 30, 2024. This listing of accredited analytes should be used only when associated with a valid certificate.

State Laboratory ID: E87052 EPA Lab Code: GA00006 (912) 354-7858

E87052
Eurofins Savannah
5102 LaRoche Avenue
Savannah, GA 31404

Matrix: Non-Potable Water

Analyte#	Analyte	Method/Tech	Method Code	Category	Effective Date
9375	Di-isopropylether (DIPE)	EPA 8260D	10307127	Volatile Organics	1/5/2024
7475	Dimethoate	EPA 8270	10185203	Pesticides-Herbicides-PCB's	7/1/2003
7475	Dimethoate	EPA 8270E	10242543	Pesticides-Herbicides-PCB's	1/5/2024
8332	Dimethomorph	EPA 8270E	10242543	Extractable Organics	1/5/2024
6135	Dimethyl phthalate	EPA 625.1	10300024	Extractable Organics	4/4/2018
6135	Dimethyl phthalate	EPA 8270	10185203	Extractable Organics	7/1/2003
5925	Di-n-butyl phthalate	EPA 625.1	10300024	Extractable Organics	4/4/2018
5925	Di-n-butyl phthalate	EPA 8270	10185203	Extractable Organics	7/1/2003
5925	Di-n-butyl phthalate	EPA 8270E	10242543	Extractable Organics	1/5/2024
6200	Di-n-octyl phthalate	EPA 625.1	10300024	Extractable Organics	4/4/2018
6200	Di-n-octyl phthalate	EPA 8270	10185203	Extractable Organics	7/1/2003
6200	Di-n-octyl phthalate	EPA 8270E	10242543	Extractable Organics	1/5/2024
8620	Dinoseb (2-sec-butyl-4,6-dinitrophenol, DNBP)	EPA 615	10105609	Pesticides-Herbicides-PCB's	2/6/2002
8620	Dinoseb (2-sec-butyl-4,6-dinitrophenol, DNBP)	EPA 8151A	10183207	Pesticides-Herbicides-PCB's	1/5/2024
8620	Dinoseb (2-sec-butyl-4,6-dinitrophenol, DNBP)	EPA 8270	10185203	Pesticides-Herbicides-PCB's	7/1/2003
8620	Dinoseb (2-sec-butyl-4,6-dinitrophenol, DNBP)	EPA 8270E	10242543	Pesticides-Herbicides-PCB's	1/5/2024
8625	Disulfoton	EPA 8270	10185203	Pesticides-Herbicides-PCB's	7/1/2003
8625	Disulfoton	EPA 8270E	10242543	Pesticides-Herbicides-PCB's	1/5/2024
7510	Endosulfan I	EPA 608.3	10296614	Pesticides-Herbicides-PCB's	4/4/2018
7510	Endosulfan I	EPA 8081B	10178811	Pesticides-Herbicides-PCB's	1/5/2024
7515	Endosulfan II	EPA 608.3	10296614	Pesticides-Herbicides-PCB's	4/4/2018
7515	Endosulfan II	EPA 8081B	10178811	Pesticides-Herbicides-PCB's	1/5/2024
7520	Endosulfan sulfate	EPA 608.3	10296614	Pesticides-Herbicides-PCB's	4/4/2018
7520	Endosulfan sulfate	EPA 8081B	10178811	Pesticides-Herbicides-PCB's	1/5/2024
7540	Endrin	EPA 608.3	10296614	Pesticides-Herbicides-PCB's	4/4/2018
7540	Endrin	EPA 8081B	10178811	Pesticides-Herbicides-PCB's	1/5/2024
7530	Endrin aldehyde	EPA 608.3	10296614	Pesticides-Herbicides-PCB's	4/4/2018
7530	Endrin aldehyde	EPA 8081B	10178811	Pesticides-Herbicides-PCB's	1/5/2024
7535	Endrin ketone	EPA 8081B	10178811	Pesticides-Herbicides-PCB's	1/5/2024
2520	Enterococci	SM 9230 D-2013	20219696	Microbiology	1/10/2023
2525	Escherichia coli	SM 9223 B /QUANTI-TRAY	20211603	Microbiology	1/10/2023
4747	Ethane	RSK-175	10212905	Volatile Organics	12/2/2005
4750	Ethanol	EPA 8015C	10173816	Volatile Organics	1/5/2024
4750	Ethanol	EPA 8260D	10307127	Volatile Organics	1/5/2024

Attachment to Certificate #: E87052-79, expiration date June 30, 2024. This listing of accredited analytes should be used only when associated with a valid certificate.

State Laboratory ID: E87052 EPA Lab Code: GA00006 (912) 354-7858

E87052
Eurofins Savannah
5102 LaRoche Avenue
Savannah, GA 31404

Matrix: Non-Potable Water

Analyte#	Analyte	Method/Tech	Method Code	Category	Effective Date
4755	Ethyl acetate	EPA 1666	10128208	Volatile Organics	7/30/2007
4755	Ethyl acetate	EPA 8015C	10173816	Volatile Organics	1/5/2024
4755	Ethyl acetate	EPA 8260D	10307127	Volatile Organics	1/5/2024
4760	Ethyl acrylate	EPA 8260D	10307127	Volatile Organics	1/5/2024
4810	Ethyl methacrylate	EPA 8260D	10307127	Volatile Organics	1/5/2024
6260	Ethyl methanesulfonate	EPA 8270	10185203	Extractable Organics	7/1/2003
6260	Ethyl methanesulfonate	EPA 8270E	10242543	Extractable Organics	1/5/2024
4765	Ethylbenzene	EPA 624.1	10298121	Volatile Organics	4/4/2018
4765	Ethylbenzene	EPA 8260D	10307127	Volatile Organics	1/5/2024
4752	Ethylene	RSK-175	10212905	Volatile Organics	12/2/2005
4785	Ethylene glycol	EPA 8015C	10173816	Volatile Organics	1/5/2024
4770	Ethyl-t-butylether (ETBE)	EPA 8260D	10307127	Volatile Organics	1/5/2024
7580	Famphur	EPA 8270	10185203	Pesticides-Herbicides-PCB's	7/1/2003
7580	Famphur	EPA 8270E	10242543	Pesticides-Herbicides-PCB's	1/5/2024
2530	Fecal coliforms	COLILERT®-18 (Fecal Coliforms)	60002688	Microbiology	1/10/2023
6265	Fluoranthene	EPA 625.1	10300024	Extractable Organics	4/4/2018
6265	Fluoranthene	EPA 8270	10185203	Extractable Organics	7/1/2003
6265	Fluoranthene	EPA 8270E	10242543	Extractable Organics	1/5/2024
6270	Fluorene	EPA 625.1	10300024	Extractable Organics	4/4/2018
6270	Fluorene	EPA 8270	10185203	Extractable Organics	7/1/2003
6270	Fluorene	EPA 8270E	10242543	Extractable Organics	1/5/2024
1730	Fluoride	EPA 300.0	10053200	General Chemistry	2/6/2002
1730	Fluoride	EPA 9056A	10199607	General Chemistry	1/5/2024
7120	gamma-BHC (Lindane, gamma-Hexachlorocyclohexane)	EPA 608.3	10296614	Pesticides-Herbicides-PCB's	4/4/2018
7120	gamma-BHC (Lindane, gamma-Hexachlorocyclohexane)	EPA 8081B	10178811	Pesticides-Herbicides-PCB's	1/5/2024
7245	gamma-Chlordane	EPA 8081B	10178811	Pesticides-Herbicides-PCB's	1/5/2024
9408	Gasoline range organics (GRO)	EPA 8015C	10173816	Volatile Organics	1/5/2024
1750	Hardness	EPA 130.2	10007202	General Chemistry	11/18/2008
1750	Hardness	SM 2340 B	20046600	General Chemistry	2/6/2002
1750	Hardness	SM 2340 C	20047603	General Chemistry	11/18/2008
1760	Hardness (calc.)	EPA 200.7	10013806	Metals	7/30/2007
7685	Heptachlor	EPA 608.3	10296614	Pesticides-Herbicides-PCB's	4/4/2018
7685	Heptachlor	EPA 8081B	10178811	Pesticides-Herbicides-PCB's	1/5/2024
7690	Heptachlor epoxide	EPA 608.3	10296614	Pesticides-Herbicides-PCB's	4/4/2018
7690	Heptachlor epoxide	EPA 8081B	10178811	Pesticides-Herbicides-PCB's	1/5/2024

Attachment to Certificate #: E87052-79, expiration date June 30, 2024. This listing of accredited analytes should be used only when associated with a valid certificate.

State Laboratory ID: E87052 EPA Lab Code: GA00006 (912) 354-7858

E87052
Eurofins Savannah
5102 LaRoche Avenue
Savannah, GA 31404

Matrix: Non-Potable Water

Analyte#	Analyte	Method/Tech	Method Code	Category	Effective Date
6275	Hexachlorobenzene	EPA 625.1	10300024	Extractable Organics	4/4/2018
6275	Hexachlorobenzene	EPA 8270	10185203	Pesticides-Herbicides-PCB's	7/1/2003
6275	Hexachlorobenzene	EPA 8270E	10242543	Pesticides-Herbicides-PCB's	1/5/2024
4835	Hexachlorobutadiene	EPA 625.1	10300024	Extractable Organics	4/4/2018
4835	Hexachlorobutadiene	EPA 8260D	10307127	Volatile Organics	1/5/2024
4835	Hexachlorobutadiene	EPA 8270	10185203	Extractable Organics	7/1/2003
4835	Hexachlorobutadiene	EPA 8270E	10242543	Extractable Organics	1/5/2024
6285	Hexachlorocyclopentadiene	EPA 625.1	10300024	Extractable Organics	4/4/2018
6285	Hexachlorocyclopentadiene	EPA 8270	10185203	Extractable Organics	7/1/2003
6285	Hexachlorocyclopentadiene	EPA 8270E	10242543	Extractable Organics	1/5/2024
4840	Hexachloroethane	EPA 625.1	10300024	Extractable Organics	4/4/2018
4840	Hexachloroethane	EPA 8270	10185203	Extractable Organics	7/1/2003
4840	Hexachloroethane	EPA 8270E	10242543	Extractable Organics	1/5/2024
6290	Hexachlorophene	EPA 8270	10185203	Extractable Organics	7/1/2003
6290	Hexachlorophene	EPA 8270E	10242543	Extractable Organics	1/5/2024
6295	Hexachloropropene	EPA 8270	10185203	Extractable Organics	7/1/2003
6295	Hexachloropropene	EPA 8270E	10242543	Extractable Organics	1/5/2024
9460	Hexafluoropropylene Oxide Dimer Acid (HFPO-DA, GenX)	EPA 1633 Draft 4	10123452	Extractable Organics	9/14/2023
1780	Ignitability	EPA 1010	10116606	General Chemistry	9/15/2022
6315	Indeno(1,2,3-cd)pyrene	EPA 625.1	10300024	Extractable Organics	4/4/2018
6315	Indeno(1,2,3-cd)pyrene	EPA 8270	10185203	Extractable Organics	7/1/2003
6315	Indeno(1,2,3-cd)pyrene	EPA 8270E	10242543	Extractable Organics	1/5/2024
4870	Iodomethane (Methyl iodide)	EPA 8260D	10307127	Volatile Organics	1/5/2024
1070	Iron	EPA 200.7	10013806	Metals	2/6/2002
1070	Iron	EPA 6010D	10155950	Metals	1/5/2024
1070	Iron	EPA 6020B	10156420	Metals	1/5/2024
4875	Isobutyl alcohol (2-Methyl-1-propanol)	EPA 8015C	10173816	Volatile Organics	1/5/2024
4875	Isobutyl alcohol (2-Methyl-1-propanol)	EPA 8260D	10307127	Volatile Organics	1/5/2024
7725	Isodrin	EPA 8081B	10178811	Pesticides-Herbicides-PCB's	1/5/2024
6320	Isophorone	EPA 625.1	10300024	Extractable Organics	4/4/2018
6320	Isophorone	EPA 8270	10185203	Extractable Organics	7/1/2003
6320	Isophorone	EPA 8270E	10242543	Extractable Organics	1/5/2024
4890	Isopropyl acetate	EPA 1666	10128208	Volatile Organics	7/30/2007
4895	Isopropyl alcohol (2-Propanol)	EPA 8015C	10173816	Volatile Organics	1/5/2024
4900	Isopropylbenzene	EPA 8260D	10307127	Volatile Organics	1/5/2024
6325	Isosafrole	EPA 8270	10185203	Extractable Organics	7/1/2003

Attachment to Certificate #: E87052-79, expiration date June 30, 2024. This listing of accredited analytes should be used only when associated with a valid certificate.

State Laboratory ID: E87052 EPA Lab Code: GA00006 (912) 354-7858

E87052
Eurofins Savannah
5102 LaRoche Avenue
Savannah, GA 31404

Matrix: Non-Potable Water

Analyte#	Analyte	Method/Tech	Method Code	Category	Effective Date
6325	Isosafrole	EPA 8270E	10242543	Extractable Organics	1/5/2024
7740	Kepone	EPA 8081B	10178811	Pesticides-Herbicides-PCB's	1/5/2024
1795	Kjeldahl nitrogen - total	EPA 351.2	10065404	General Chemistry	2/6/2002
1075	Lead	EPA 200.7	10013806	Metals	2/6/2002
1075	Lead	EPA 200.8	10014605	Metals	10/17/2003
1075	Lead	EPA 6010D	10155950	Metals	1/5/2024
1075	Lead	EPA 6020B	10156420	Metals	1/5/2024
1080	Lithium	EPA 200.7	10013806	Metals	9/15/2022
1080	Lithium	EPA 200.8	10014605	Metals	1/10/2023
1080	Lithium	EPA 6010D	10155950	Metals	1/5/2024
1080	Lithium	EPA 6020B	10156420	Metals	1/5/2024
5240	m+p-Xylenes	EPA 8260D	10307127	Volatile Organics	1/5/2024
1085	Magnesium	EPA 200.7	10013806	Metals	2/6/2002
1085	Magnesium	EPA 6010D	10155950	Metals	1/5/2024
1085	Magnesium	EPA 6020B	10156420	Metals	1/5/2024
1090	Manganese	EPA 200.7	10013806	Metals	2/6/2002
1090	Manganese	EPA 200.8	10014605	Metals	10/17/2003
1090	Manganese	EPA 6010D	10155950	Metals	1/5/2024
1090	Manganese	EPA 6020B	10156420	Metals	1/5/2024
7775	MCPA	EPA 615	10105609	Pesticides-Herbicides-PCB's	2/6/2002
7775	MCPA	EPA 8151A	10183207	Pesticides-Herbicides-PCB's	1/5/2024
7780	MCPP	EPA 615	10105609	Pesticides-Herbicides-PCB's	2/6/2002
7780	MCPP	EPA 8151A	10183207	Pesticides-Herbicides-PCB's	1/5/2024
1095	Mercury	EPA 200.8	10014605	Metals	10/17/2003
1095	Mercury	EPA 245.1	10036609	Metals	2/6/2002
1095	Mercury	EPA 6020B	10156420	Metals	1/5/2024
1095	Mercury	EPA 7470	10165603	Metals	7/1/2003
4925	Methacrylonitrile	EPA 8260D	10307127	Volatile Organics	1/5/2024
4926	Methane	RSK-175	10212905	Volatile Organics	12/2/2005
4930	Methanol	EPA 8015C	10173816	Volatile Organics	1/5/2024
6345	Methapyrilene	EPA 8270	10185203	Extractable Organics	7/1/2003
6345	Methapyrilene	EPA 8270E	10242543	Extractable Organics	1/5/2024
7810	Methoxychlor	EPA 608.3	10296614	Pesticides-Herbicides-PCB's	12/4/2020
7810	Methoxychlor	EPA 8081B	10178811	Pesticides-Herbicides-PCB's	1/5/2024
4940	Methyl acetate	EPA 8260D	10307127	Volatile Organics	1/5/2024
4950	Methyl bromide (Bromomethane)	EPA 624.1	10298121	Volatile Organics	4/4/2018

Attachment to Certificate #: E87052-79, expiration date June 30, 2024. This listing of accredited analytes should be used only when associated with a valid certificate.

State Laboratory ID: E87052 EPA Lab Code: GA00006 (912) 354-7858

E87052
Eurofins Savannah
5102 LaRoche Avenue
Savannah, GA 31404

Matrix: Non-Potable Water

Analyte#	Analyte	Method/Tech	Method Code	Category	Effective Date
4950	Methyl bromide (Bromomethane)	EPA 8260D	10307127	Volatile Organics	1/5/2024
4960	Methyl chloride (Chloromethane)	EPA 624.1	10298121	Volatile Organics	4/4/2018
4960	Methyl chloride (Chloromethane)	EPA 8260D	10307127	Volatile Organics	1/5/2024
4990	Methyl methacrylate	EPA 8260D	10307127	Volatile Organics	1/5/2024
6375	Methyl methanesulfonate	EPA 8270	10185203	Extractable Organics	7/1/2003
6375	Methyl methanesulfonate	EPA 8270E	10242543	Extractable Organics	1/5/2024
7825	Methyl parathion (Parathion, methyl)	EPA 8270	10185203	Pesticides-Herbicides-PCB's	7/1/2003
7825	Methyl parathion (Parathion, methyl)	EPA 8270E	10242543	Pesticides-Herbicides-PCB's	1/5/2024
5000	Methyl tert-butyl ether (MTBE)	EPA 8260D	10307127	Volatile Organics	1/5/2024
4965	Methylcyclohexane	EPA 8260D	10307127	Volatile Organics	1/5/2024
4975	Methylene chloride	EPA 624.1	10298121	Volatile Organics	4/4/2018
4975	Methylene chloride	EPA 8260D	10307127	Volatile Organics	1/5/2024
7870	Mirex	EPA 8081B	10178811	Pesticides-Herbicides-PCB's	1/5/2024
1100	Molybdenum	EPA 200.7	10013806	Metals	2/6/2002
1100	Molybdenum	EPA 200.8	10014605	Metals	10/17/2003
1100	Molybdenum	EPA 6010D	10155950	Metals	1/5/2024
1100	Molybdenum	EPA 6020B	10156420	Metals	1/5/2024
4360	n-Amyl acetate	EPA 1666	10128208	Volatile Organics	7/30/2007
5005	Naphthalene	EPA 624.1	10298121	Volatile Organics	9/15/2022
5005	Naphthalene	EPA 625.1	10300024	Extractable Organics	4/4/2018
5005	Naphthalene	EPA 8260D	10307127	Volatile Organics	1/5/2024
5005	Naphthalene	EPA 8270	10185203	Extractable Organics	7/1/2003
5005	Naphthalene	EPA 8270E	10242543	Extractable Organics	1/5/2024
4403	n-Butyl Acetate	EPA 1666	10128208	Volatile Organics	7/30/2007
4403	n-Butyl Acetate	EPA 8260D	10307127	Volatile Organics	1/5/2024
4425	n-Butyl alcohol	EPA 8015C	10173816	Volatile Organics	1/5/2024
4425	n-Butyl alcohol	EPA 8260D	10307127	Volatile Organics	1/5/2024
4435	n-Butylbenzene	EPA 8260D	10307127	Volatile Organics	1/5/2024
9395	N-Ethylperfluorooctane sulfonamide (N-EtFOSA)	EPA 1633 Draft 4	10123452	Extractable Organics	9/14/2023
9431	N-ethylperfluoro-octane sulfonamido ethanol (EtFOSE)	EPA 1633 Draft 4	10123452	Extractable Organics	9/14/2023
1105	Nickel	EPA 200.7	10013806	Metals	2/6/2002
1105	Nickel	EPA 200.8	10014605	Metals	10/17/2003
1105	Nickel	EPA 6010D	10155950	Metals	1/5/2024
1105	Nickel	EPA 6020B	10156420	Metals	1/5/2024
1805	Nitrate	EPA 9056A	10199607	General Chemistry	1/5/2024

Attachment to Certificate #: E87052-79, expiration date June 30, 2024. This listing of accredited analytes should be used only when associated with a valid certificate.

State Laboratory ID: E87052 EPA Lab Code: GA00006 (912) 354-7858

E87052
Eurofins Savannah
5102 LaRoche Avenue
Savannah, GA 31404

Matrix: Non-Potable Water

Analyte#	Analyte	Method/Tech	Method Code	Category	Effective Date
1810	Nitrate as N	EPA 300.0	10053200	General Chemistry	2/6/2002
1810	Nitrate as N	EPA 353.2	10067604	General Chemistry	2/6/2002
1820	Nitrate-nitrite	EPA 300.0	10053200	General Chemistry	2/6/2002
1820	Nitrate-nitrite	EPA 353.2	10067604	General Chemistry	2/6/2002
1835	Nitrite	EPA 9056A	10199607	General Chemistry	1/5/2024
1840	Nitrite as N	EPA 300.0	10053200	General Chemistry	2/6/2002
1840	Nitrite as N	EPA 353.2	10067604	General Chemistry	2/6/2002
5015	Nitrobenzene	EPA 625.1	10300024	Extractable Organics	4/4/2018
5015	Nitrobenzene	EPA 8270	10185203	Extractable Organics	7/1/2003
5015	Nitrobenzene	EPA 8270E	10242543	Extractable Organics	1/5/2024
9433	N-Methylperfluorooctane sulfonamide (MeFOSA)	EPA 1633 Draft 4	10123452	Extractable Organics	9/14/2023
6949	N-Methylperfluoro-octane sulfonamido ethanol (MeFOSE)	EPA 1633 Draft 4	10123452	Extractable Organics	9/14/2023
6525	n-Nitrosodiethylamine	EPA 8270	10185203	Extractable Organics	7/1/2003
6525	n-Nitrosodiethylamine	EPA 8270E	10242543	Extractable Organics	1/5/2024
6530	n-Nitrosodimethylamine	EPA 625.1	10300024	Extractable Organics	4/4/2018
6530	n-Nitrosodimethylamine	EPA 8270	10185203	Extractable Organics	7/1/2003
6530	n-Nitrosodimethylamine	EPA 8270E	10242543	Extractable Organics	1/5/2024
5025	n-Nitroso-di-n-butylamine	EPA 8270	10185203	Extractable Organics	7/1/2003
5025	n-Nitroso-di-n-butylamine	EPA 8270E	10242543	Extractable Organics	1/5/2024
6545	n-Nitrosodi-n-propylamine	EPA 625.1	10300024	Extractable Organics	4/4/2018
6545	n-Nitrosodi-n-propylamine	EPA 8270	10185203	Extractable Organics	7/1/2003
6545	n-Nitrosodi-n-propylamine	EPA 8270E	10242543	Extractable Organics	1/5/2024
6535	n-Nitrosodiphenylamine	EPA 625.1	10300024	Extractable Organics	4/4/2018
6535	n-Nitrosodiphenylamine	EPA 8270	10185203	Extractable Organics	7/1/2003
6535	n-Nitrosodiphenylamine	EPA 8270E	10242543	Extractable Organics	1/5/2024
6550	n-Nitrosomethylethylamine	EPA 8270	10185203	Extractable Organics	7/1/2003
6550	n-Nitrosomethylethylamine	EPA 8270E	10242543	Extractable Organics	1/5/2024
6555	n-Nitrosomorpholine	EPA 8270	10185203	Extractable Organics	7/1/2003
6555	n-Nitrosomorpholine	EPA 8270E	10242543	Extractable Organics	1/5/2024
6560	n-Nitrosopiperidine	EPA 8270	10185203	Extractable Organics	7/1/2003
6560	n-Nitrosopiperidine	EPA 8270E	10242543	Extractable Organics	1/5/2024
6565	n-Nitrosopyrrolidine	EPA 8270	10185203	Extractable Organics	7/1/2003
6565	n-Nitrosopyrrolidine	EPA 8270E	10242543	Extractable Organics	1/5/2024
6956	Nonafluoro-3,6-dioxaheptanoic Acid (NFDHA)	EPA 1633 Draft 4	10123452	Extractable Organics	9/14/2023
5055	n-Propanol (1-Propanol)	EPA 8015C	10173816	Volatile Organics	1/5/2024

Attachment to Certificate #: E87052-79, expiration date June 30, 2024. This listing of accredited analytes should be used only when associated with a valid certificate.

State Laboratory ID: E87052 EPA Lab Code: GA00006 (912) 354-7858

E87052
Eurofins Savannah
5102 LaRoche Avenue
Savannah, GA 31404

Matrix: Non-Potable Water

Analyte#	Analyte	Method/Tech	Method Code	Category	Effective Date
5090	n-Propylbenzene	EPA 8260D	10307127	Volatile Organics	1/5/2024
8290	o,o,o-Triethyl phosphorothioate	EPA 8270	10185203	Pesticides-Herbicides-PCB's	7/1/2003
8290	o,o,o-Triethyl phosphorothioate	EPA 8270E	10242543	Pesticides-Herbicides-PCB's	1/5/2024
1860	Oil & Grease	EPA 1664A	10127807	General Chemistry	12/2/2015
1865	Organic nitrogen	TKN minus AMMONIA	60034437	General Chemistry	7/30/2007
1870	Orthophosphate as P	EPA 365.1	10070005	General Chemistry	11/18/2008
1870	Orthophosphate as P	SM 4500-P F	20026000	General Chemistry	11/18/2008
5145	o-Toluidine	EPA 8270	10185203	Extractable Organics	7/1/2003
5145	o-Toluidine	EPA 8270E	10242543	Extractable Organics	1/5/2024
5250	o-Xylene	EPA 8260D	10307127	Volatile Organics	1/5/2024
7955	Parathion, ethyl	EPA 8270	10185203	Pesticides-Herbicides-PCB's	7/1/2003
7955	Parathion, ethyl	EPA 8270E	10242543	Pesticides-Herbicides-PCB's	1/5/2024
6590	Pentachlorobenzene	EPA 8270	10185203	Extractable Organics	7/1/2003
6590	Pentachlorobenzene	EPA 8270E	10242543	Extractable Organics	1/5/2024
5035	Pentachloroethane	EPA 8260D	10307127	Volatile Organics	1/5/2024
6600	Pentachloronitrobenzene (Quintozene)	EPA 8270	10185203	Extractable Organics	7/1/2003
6600	Pentachloronitrobenzene (Quintozene)	EPA 8270E	10242543	Extractable Organics	1/5/2024
6605	Pentachlorophenol	EPA 625.1	10300024	Extractable Organics	4/4/2018
6605	Pentachlorophenol	EPA 8151A	10183207	Pesticides-Herbicides-PCB's	1/5/2024
6605	Pentachlorophenol	EPA 8270	10185203	Extractable Organics	7/1/2003
6605	Pentachlorophenol	EPA 8270E	10242543	Extractable Organics	1/5/2024
6957	Perfluoro(2-ethoxyethane) Sulfonic Acid (PFEESA)	EPA 1633 Draft 4	10123452	Extractable Organics	9/14/2023
6965	Perfluoro-3-methoxypropanoic Acid (PFMPA)	EPA 1633 Draft 4	10123452	Extractable Organics	9/14/2023
6966	Perfluoro-4-methoxybutanoic Acid (PFMBA)	EPA 1633 Draft 4	10123452	Extractable Organics	9/14/2023
6918	Perfluorobutane Sulfonic Acid (PFBS)	EPA 1633 Draft 4	10123452	Extractable Organics	9/14/2023
6915	Perfluorobutanoic Acid (PFBA)	EPA 1633 Draft 4	10123452	Extractable Organics	9/14/2023
6920	Perfluorodecane Sulfonic Acid (PFDS)	EPA 1633 Draft 4	10123452	Extractable Organics	9/14/2023
6905	Perfluorodecanoic Acid (PFDA)	EPA 1633 Draft 4	10123452	Extractable Organics	9/14/2023
6923	Perfluorododecane Sulfonic Acid (PFDoS)	EPA 1633 Draft 4	10123452	Extractable Organics	9/14/2023
6903	Perfluorododecanoic Acid (PFDoA)	EPA 1633 Draft 4	10123452	Extractable Organics	9/14/2023
9470	Perfluoroheptane Sulfonic Acid (PFHpS)	EPA 1633 Draft 4	10123452	Extractable Organics	9/14/2023
6908	Perfluoroheptanoic Acid (PFHpA)	EPA 1633 Draft 4	10123452	Extractable Organics	9/14/2023
6927	Perfluorohexane Sulfonic Acid (PFHxS)	EPA 1633 Draft 4	10123452	Extractable Organics	9/14/2023
6913	Perfluorohexanoic Acid (PFHxA)	EPA 1633 Draft 4	10123452	Extractable Organics	9/14/2023
6929	Perfluorononane Sulfonic Acid (PFNS)	EPA 1633 Draft 4	10123452	Extractable Organics	9/14/2023
6906	Perfluorononanoic Acid (PFNA)	EPA 1633 Draft 4	10123452	Extractable Organics	9/14/2023

Attachment to Certificate #: E87052-79, expiration date June 30, 2024. This listing of accredited analytes should be used only when associated with a valid certificate.

State Laboratory ID: E87052 EPA Lab Code: GA00006 (912) 354-7858

E87052
Eurofins Savannah
5102 LaRoche Avenue
Savannah, GA 31404

Matrix: Non-Potable Water

Analyte#	Analyte	Method/Tech	Method Code	Category	Effective Date
6917	Perfluorooctane sulfonamide (PFOSA)	EPA 1633 Draft 4	10123452	Extractable Organics	9/14/2023
6931	Perfluorooctane sulfonic acid (PFOS)	EPA 1633 Draft 4	10123452	Extractable Organics	9/14/2023
6912	Perfluoro-octanoic Acid (PFOA)	EPA 1633 Draft 4	10123452	Extractable Organics	9/14/2023
6934	Perfluoropentane Sulfonic Acid (PFPeS)	EPA 1633 Draft 4	10123452	Extractable Organics	9/14/2023
6914	Perfluoropentanoic Acid (PFPeA)	EPA 1633 Draft 4	10123452	Extractable Organics	9/14/2023
6902	Perfluorotetradecanoic acid (PFTDA)	EPA 1633 Draft 4	10123452	Extractable Organics	9/14/2023
9563	Perfluorotridecanoic acid (PFTrDA)	EPA 1633 Draft 4	10123452	Extractable Organics	9/14/2023
6904	Perfluoroundecanoic acid (PFUnDA)	EPA 1633 Draft 4	10123452	Extractable Organics	9/14/2023
1900	pH	EPA 150.1	10008409	General Chemistry	2/6/2002
1900	pH	EPA 9040C	10244403	General Chemistry	1/5/2024
1900	pH	SM 4500-H+-B	20105219	General Chemistry	7/30/2007
6610	Phenacetin	EPA 8270	10185203	Extractable Organics	7/1/2003
6610	Phenacetin	EPA 8270E	10242543	Extractable Organics	1/5/2024
6615	Phenanthrene	EPA 625.1	10300024	Extractable Organics	4/4/2018
6615	Phenanthrene	EPA 8270	10185203	Extractable Organics	7/1/2003
6615	Phenanthrene	EPA 8270E	10242543	Extractable Organics	1/5/2024
6625	Phenol	EPA 625.1	10300024	Extractable Organics	4/4/2018
6625	Phenol	EPA 8270	10185203	Extractable Organics	7/1/2003
6625	Phenol	EPA 8270E	10242543	Extractable Organics	1/5/2024
7985	Phorate	EPA 8270	10185203	Pesticides-Herbicides-PCB's	7/1/2003
7985	Phorate	EPA 8270E	10242543	Pesticides-Herbicides-PCB's	1/5/2024
1910	Phosphorus, total	EPA 200.7	10013806	Metals	1/10/2023
1910	Phosphorus, total	EPA 365.4	10071202	General Chemistry	2/6/2002
1910	Phosphorus, total	EPA 6010D	10155950	Metals	1/5/2024
8645	Picloram	EPA 8151A	10183207	Pesticides-Herbicides-PCB's	1/5/2024
4910	p-Isopropyltoluene	EPA 8260D	10307127	Volatile Organics	1/5/2024
1125	Potassium	EPA 200.7	10013806	Metals	2/6/2002
1125	Potassium	EPA 6010D	10155950	Metals	1/5/2024
1125	Potassium	EPA 6020B	10156420	Metals	1/5/2024
6650	Pronamide (Kerb)	EPA 8270	10185203	Extractable Organics	7/1/2003
6650	Pronamide (Kerb)	EPA 8270E	10242543	Extractable Organics	1/5/2024
5080	Propionitrile (Ethyl cyanide)	EPA 8260D	10307127	Volatile Organics	1/5/2024
6665	Pyrene	EPA 625.1	10300024	Extractable Organics	4/4/2018
6665	Pyrene	EPA 8270	10185203	Extractable Organics	7/1/2003
6665	Pyrene	EPA 8270E	10242543	Extractable Organics	1/5/2024
5095	Pyridine	EPA 8270	10185203	Extractable Organics	7/1/2003

Attachment to Certificate #: E87052-79, expiration date June 30, 2024. This listing of accredited analytes should be used only when associated with a valid certificate.

State Laboratory ID: E87052 EPA Lab Code: GA00006 (912) 354-7858

E87052
Eurofins Savannah
5102 LaRoche Avenue
Savannah, GA 31404

Matrix: Non-Potable Water

Analyte#	Analyte	Method/Tech	Method Code	Category	Effective Date
5095	Pyridine	EPA 8270E	10242543	Extractable Organics	1/5/2024
1945	Residual free chlorine	EPA 330.3	10058807	General Chemistry	2/6/2002
1955	Residue-filterable (TDS)	EPA 160.1	10009208	General Chemistry	2/6/2002
1955	Residue-filterable (TDS)	SM 2540 C	20050402	General Chemistry	7/30/2007
1960	Residue-nonfilterable (TSS)	EPA 160.2	10009606	General Chemistry	2/6/2002
1960	Residue-nonfilterable (TSS)	SM 2540 D	20004802	General Chemistry	7/30/2007
1965	Residue-settleable	EPA 160.5	10010807	General Chemistry	2/6/2002
1965	Residue-settleable	SM 2540 F	20005009	General Chemistry	11/18/2008
1950	Residue-total	EPA 160.3	10010001	General Chemistry	2/6/2002
1950	Residue-total	SM 2540 B	20004608	General Chemistry	7/30/2007
6685	Safrole	EPA 8270	10185203	Extractable Organics	7/1/2003
6685	Safrole	EPA 8270E	10242543	Extractable Organics	1/5/2024
1975	Salinity	SM 2520 B	20004006	General Chemistry	2/6/2002
4440	sec-Butylbenzene	EPA 8260D	10307127	Volatile Organics	1/5/2024
1140	Selenium	EPA 200.7	10013806	Metals	2/6/2002
1140	Selenium	EPA 200.8	10014605	Metals	10/17/2003
1140	Selenium	EPA 6010D	10155950	Metals	1/5/2024
1140	Selenium	EPA 6020B	10156420	Metals	1/5/2024
1990	Silica as SiO2	EPA 200.7	10013806	Metals	7/30/2007
1145	Silicon	EPA 200.7	10013806	Metals	2/6/2002
1145	Silicon	EPA 6010D	10155950	Metals	1/5/2024
1150	Silver	EPA 200.7	10013806	Metals	2/6/2002
1150	Silver	EPA 200.8	10014605	Metals	10/17/2003
1150	Silver	EPA 6010D	10155950	Metals	1/5/2024
1150	Silver	EPA 6020B	10156420	Metals	1/5/2024
8650	Silvex (2,4,5-TP)	EPA 615	10105609	Pesticides-Herbicides-PCB's	2/6/2002
8650	Silvex (2,4,5-TP)	EPA 8151A	10183207	Pesticides-Herbicides-PCB's	1/5/2024
1155	Sodium	EPA 200.7	10013806	Metals	2/6/2002
1155	Sodium	EPA 6010D	10155950	Metals	1/5/2024
1155	Sodium	EPA 6020B	10156420	Metals	1/5/2024
1160	Strontium	EPA 200.7	10013806	Metals	2/6/2002
1160	Strontium	EPA 6010D	10155950	Metals	1/5/2024
5100	Styrene	EPA 8260D	10307127	Volatile Organics	1/5/2024
2000	Sulfate	EPA 300.0	10053200	General Chemistry	2/6/2002
2000	Sulfate	EPA 375.4	10073800	General Chemistry	2/6/2002
2000	Sulfate	EPA 9038	10196608	General Chemistry	7/1/2003

Attachment to Certificate #: E87052-79, expiration date June 30, 2024. This listing of accredited analytes should be used only when associated with a valid certificate.

State Laboratory ID: E87052 EPA Lab Code: GA00006 (912) 354-7858

E87052
Eurofins Savannah
5102 LaRoche Avenue
Savannah, GA 31404

Matrix: Non-Potable Water

Analyte#	Analyte	Method/Tech	Method Code	Category	Effective Date
2000	Sulfate	EPA 9056A	10199607	General Chemistry	1/5/2024
2005	Sulfide	EPA 376.1	10074201	General Chemistry	7/30/2007
2005	Sulfide	EPA 9030B	10195605	General Chemistry	1/5/2024
2005	Sulfide	EPA 9034	10196006	General Chemistry	7/1/2003
2005	Sulfide	SM 4500-S F (19th/20th/21st Ed.)/TITR	20126652	General Chemistry	7/30/2007
2015	Sulfite-SO3	EPA 377.1	10075000	General Chemistry	9/15/2022
2015	Sulfite-SO3	SM 4500-SO3 B	20026806	General Chemistry	9/15/2022
8155	Sulfotepp	EPA 8270	10185203	Pesticides-Herbicides-PCB's	7/1/2003
8155	Sulfotepp	EPA 8270E	10242543	Pesticides-Herbicides-PCB's	1/5/2024
4370	T-amylmethylether (TAME)	EPA 8260D	10307127	Volatile Organics	1/5/2024
4368	tert-Amyl Alcohol	EPA 8260D	10307127	Volatile Organics	1/5/2024
4420	tert-Butyl alcohol (2-Methyl-2-propanol)	EPA 8015C	10173816	Volatile Organics	1/5/2024
4420	tert-Butyl alcohol (2-Methyl-2-propanol)	EPA 8260D	10307127	Volatile Organics	1/5/2024
9557	tert-Butyl Formate	EPA 8260D	10307127	Volatile Organics	1/5/2024
4445	tert-Butylbenzene	EPA 8260D	10307127	Volatile Organics	1/5/2024
5115	Tetrachloroethylene (Perchloroethylene)	EPA 624.1	10298121	Volatile Organics	4/4/2018
1165	Thallium	EPA 200.7	10013806	Metals	2/6/2002
1165	Thallium	EPA 200.8	10014605	Metals	10/17/2003
1165	Thallium	EPA 6010D	10155950	Metals	1/5/2024
1165	Thallium	EPA 6020B	10156420	Metals	1/5/2024
8235	Thionazin (Zinophos)	EPA 8270	10185203	Pesticides-Herbicides-PCB's	7/1/2003
8235	Thionazin (Zinophos)	EPA 8270E	10242543	Pesticides-Herbicides-PCB's	1/5/2024
1175	Tin	EPA 200.7	10013806	Metals	2/6/2002
1175	Tin	EPA 200.8	10014605	Metals	1/10/2023
1175	Tin	EPA 6010D	10155950	Metals	1/5/2024
1175	Tin	EPA 6020B	10156420	Metals	1/5/2024
1180	Titanium	EPA 200.7	10013806	Metals	2/6/2002
1180	Titanium	EPA 6010D	10155950	Metals	1/5/2024
5140	Toluene	EPA 624.1	10298121	Volatile Organics	4/4/2018
5140	Toluene	EPA 8260D	10307127	Volatile Organics	1/5/2024
2500	Total coliforms	SM 9223 B /QUANTI-TRAY	20211603	Microbiology	1/10/2023
1645	Total cyanide	EPA 9012B	10243228	General Chemistry	1/5/2024
1825	Total nitrate-nitrite	EPA 9056A	10199607	General Chemistry	1/5/2024
2040	Total organic carbon	EPA 415.1	10078407	General Chemistry	2/6/2002
2040	Total organic carbon	EPA 9060A	10244823	General Chemistry	1/5/2024

Attachment to Certificate #: E87052-79, expiration date June 30, 2024. This listing of accredited analytes should be used only when associated with a valid certificate.

State Laboratory ID: E87052 EPA Lab Code: GA00006 (912) 354-7858

E87052
Eurofins Savannah
5102 LaRoche Avenue
Savannah, GA 31404

Matrix: Non-Potable Water

Analyte#	Analyte	Method/Tech	Method Code	Category	Effective Date
2040	Total organic carbon	SM 5310 B	20137819	General Chemistry	7/30/2007
2045	Total organic halides (TOX)	EPA 9020B	10194408	General Chemistry	1/5/2024
2050	Total Petroleum Hydrocarbons (TPH)	EPA 1664A	10127807	General Chemistry	2/6/2002
2050	Total Petroleum Hydrocarbons (TPH)	FL-PRO	90015808	Extractable Organics	9/15/2022
1905	Total phenolics	EPA 420.1	10079400	General Chemistry	2/6/2002
1905	Total phenolics	EPA 9065	10200405	General Chemistry	7/1/2003
1940	Total residual chlorine	SM 4500 Cl B	20018808	General Chemistry	11/18/2008
8250	Toxaphene (Chlorinated camphene)	EPA 608.3	10296614	Pesticides-Herbicides-PCB's	4/4/2018
4700	trans-1,2-Dichloroethylene	EPA 624.1	10298121	Volatile Organics	4/4/2018
4700	trans-1,2-Dichloroethylene	EPA 8260D	10307127	Volatile Organics	1/5/2024
4685	trans-1,3-Dichloropropene	EPA 624.1	10298121	Volatile Organics	4/4/2018
4685	trans-1,3-Dichloropropene	EPA 8260D	10307127	Volatile Organics	1/5/2024
4605	trans-1,4-Dichloro-2-butene	EPA 8260D	10307127	Volatile Organics	1/5/2024
5170	Trichloroethene (Trichloroethylene)	EPA 624.1	10298121	Volatile Organics	4/4/2018
5170	Trichloroethene (Trichloroethylene)	EPA 8260D	10307127	Volatile Organics	1/5/2024
5175	Trichlorofluoromethane	EPA 624.1	10298121	Volatile Organics	4/4/2018
5175	Trichlorofluoromethane	EPA 8260D	10307127	Volatile Organics	1/5/2024
2055	Turbidity	EPA 180.1	10011800	General Chemistry	2/6/2002
2055	Turbidity	SM 2130 B	20048219	General Chemistry	7/30/2007
2058	Un-Ionized Ammonia	DEP SOP 10/03/83	90015842	General Chemistry	7/30/2007
1185	Vanadium	EPA 200.7	10013806	Metals	2/6/2002
1185	Vanadium	EPA 200.8	10014605	Metals	10/17/2003
1185	Vanadium	EPA 6010D	10155950	Metals	1/5/2024
1185	Vanadium	EPA 6020B	10156420	Metals	1/5/2024
5225	Vinyl acetate	EPA 8260D	10307127	Volatile Organics	1/5/2024
5235	Vinyl chloride	EPA 624.1	10298121	Volatile Organics	4/4/2018
5235	Vinyl chloride	EPA 8260D	10307127	Volatile Organics	1/5/2024
5260	Xylene (total)	EPA 624.1	10298121	Volatile Organics	4/4/2018
5260	Xylene (total)	EPA 8260D	10307127	Volatile Organics	1/5/2024
1190	Zinc	EPA 200.7	10013806	Metals	2/6/2002
1190	Zinc	EPA 200.8	10014605	Metals	10/17/2003
1190	Zinc	EPA 6010D	10155950	Metals	1/5/2024
1190	Zinc	EPA 6020B	10156420	Metals	1/5/2024

Attachment to Certificate #: E87052-79, expiration date June 30, 2024. This listing of accredited analytes should be used only when associated with a valid certificate.

State Laboratory ID: E87052 EPA Lab Code: GA00006 (912) 354-7858

E87052
Eurofins Savannah
5102 LaRoche Avenue
Savannah, GA 31404

Matrix: Solid and Chemical Materials

Analyte#	Analyte	Method/Tech	Method Code	Category	Effective Date
5105	1,1,1,2-Tetrachloroethane	EPA 8260D	10307127	Volatile Organics	1/5/2024
5160	1,1,1-Trichloroethane	EPA 8260D	10307127	Volatile Organics	1/5/2024
5110	1,1,2,2-Tetrachloroethane	EPA 8260D	10307127	Volatile Organics	1/5/2024
5185	1,1,2-Trichloro-1,2,2-trifluoroethane (Freon 113)	EPA 8260D	10307127	Volatile Organics	1/5/2024
5165	1,1,2-Trichloroethane	EPA 8260D	10307127	Volatile Organics	1/5/2024
4630	1,1-Dichloroethane	EPA 8260D	10307127	Volatile Organics	1/5/2024
4640	1,1-Dichloroethylene	EPA 8260D	10307127	Volatile Organics	1/5/2024
5150	1,2,3-Trichlorobenzene	EPA 8260D	10307127	Volatile Organics	1/5/2024
5180	1,2,3-Trichloropropane	EPA 8260D	10307127	Volatile Organics	1/5/2024
5182	1,2,3-Trimethylbenzene	EPA 8260D	10307127	Volatile Organics	1/5/2024
6715	1,2,4,5-Tetrachlorobenzene	EPA 8270E	10242543	Extractable Organics	1/5/2024
5155	1,2,4-Trichlorobenzene	EPA 8260D	10307127	Volatile Organics	1/5/2024
5155	1,2,4-Trichlorobenzene	EPA 8270E	10242543	Extractable Organics	1/5/2024
4570	1,2-Dibromo-3-chloropropane (DBCP)	EPA 8260D	10307127	Volatile Organics	1/5/2024
4585	1,2-Dibromoethane (EDB, Ethylene dibromide)	EPA 8260D	10307127	Volatile Organics	1/5/2024
4610	1,2-Dichlorobenzene	EPA 8260D	10307127	Volatile Organics	1/5/2024
4610	1,2-Dichlorobenzene	EPA 8270E	10242543	Extractable Organics	1/5/2024
4635	1,2-Dichloroethane	EPA 8260D	10307127	Volatile Organics	1/5/2024
4655	1,2-Dichloropropane	EPA 8260D	10307127	Volatile Organics	1/5/2024
6220	1,2-Diphenylhydrazine	EPA 8270E	10242543	Extractable Organics	1/5/2024
6800	1,3,5-Trichlorobenzene	EPA 8260D	10307127	Volatile Organics	1/5/2024
5215	1,3,5-Trimethylbenzene	EPA 8260D	10307127	Volatile Organics	1/5/2024
6885	1,3,5-Trinitrobenzene (1,3,5-TNB)	EPA 8270E	10242543	Extractable Organics	1/5/2024
4615	1,3-Dichlorobenzene	EPA 8260D	10307127	Volatile Organics	1/5/2024
4615	1,3-Dichlorobenzene	EPA 8270E	10242543	Extractable Organics	1/5/2024
4660	1,3-Dichloropropane	EPA 8260D	10307127	Volatile Organics	1/5/2024
6160	1,3-Dinitrobenzene (1,3-DNB)	EPA 8270E	10242543	Extractable Organics	1/5/2024
4620	1,4-Dichlorobenzene	EPA 8260D	10307127	Volatile Organics	1/5/2024
4620	1,4-Dichlorobenzene	EPA 8270E	10242543	Extractable Organics	1/5/2024
4735	1,4-Dioxane (1,4-Diethyleneoxide)	EPA 8260D	10307127	Volatile Organics	1/5/2024
4735	1,4-Dioxane (1,4-Diethyleneoxide)	EPA 8270E	10242543	Extractable Organics	1/5/2024
6420	1,4-Naphthoquinone	EPA 8270E	10242543	Extractable Organics	1/5/2024
6630	1,4-Phenylenediamine	EPA 8270E	10242543	Extractable Organics	1/5/2024
9490	11-Chloroeicosafluoro-3-oxaundecane-1-sulfonic Acid (11-ClPF3OUdS)	EPA 1633 Draft 4	10123452	Extractable Organics	9/14/2023
4510	1-Chlorohexane	EPA 8260D	10307127	Volatile Organics	1/5/2024

Attachment to Certificate #: E87052-79, expiration date June 30, 2024. This listing of accredited analytes should be used only when associated with a valid certificate.

State Laboratory ID: E87052 EPA Lab Code: GA00006 (912) 354-7858

E87052
Eurofins Savannah
5102 LaRoche Avenue
Savannah, GA 31404

Matrix: Solid and Chemical Materials

Analyte#	Analyte	Method/Tech	Method Code	Category	Effective Date
6948	1H,1H,2H,2H-Perfluorodecanesulfonic Acid (8:2 FTS)	EPA 1633 Draft 4	10123452	Extractable Organics	9/14/2023
6946	1H,1H,2H,2H-Perfluorohexanesulfonic acid (4:2 FTS)	EPA 1633 Draft 4	10123452	Extractable Organics	9/14/2023
6947	1H,1H,2H,2H-Perfluoro-octanesulfonic Acid (6:2 FTS)	EPA 1633 Draft 4	10123452	Extractable Organics	9/14/2023
6380	1-Methylnaphthalene	EPA 8270E	10242543	Extractable Organics	1/5/2024
6425	1-Naphthylamine	EPA 8270E	10242543	Extractable Organics	1/5/2024
4846	2-(N-Ethyl-perfluorooctane sulfonamido) acetic acid (N-EtFOSAA)	EPA 1633 Draft 4	10123452	Extractable Organics	9/14/2023
4847	2-(N-Methyl-perfluorooctane sulfonamido) acetic acid (N-MeFOSAA)	EPA 1633 Draft 4	10123452	Extractable Organics	9/14/2023
4665	2,2-Dichloropropane	EPA 8260D	10307127	Volatile Organics	1/5/2024
4659	2,2'-Oxybis(1-chloropropane),bis(2-Chloro-1-methylethyl)ether (fka bis(2-Chloroisopropyl) ether	EPA 8270E	10242543	Extractable Organics	1/5/2024
6735	2,3,4,6-Tetrachlorophenol	EPA 8270E	10242543	Extractable Organics	1/5/2024
8655	2,4,5-T	EPA 8151A	10183207	Pesticides-Herbicides-PCB's	1/5/2024
6835	2,4,5-Trichlorophenol	EPA 8270E	10242543	Extractable Organics	1/5/2024
6840	2,4,6-Trichlorophenol	EPA 8270E	10242543	Extractable Organics	1/5/2024
8545	2,4-D	EPA 8151A	10183207	Pesticides-Herbicides-PCB's	1/5/2024
8560	2,4-DB	EPA 8151A	10183207	Pesticides-Herbicides-PCB's	1/5/2024
6000	2,4-Dichlorophenol	EPA 8270E	10242543	Extractable Organics	1/5/2024
6130	2,4-Dimethylphenol	EPA 8270E	10242543	Extractable Organics	1/5/2024
6175	2,4-Dinitrophenol	EPA 8270E	10242543	Extractable Organics	1/5/2024
6185	2,4-Dinitrotoluene (2,4-DNT)	EPA 8270E	10242543	Extractable Organics	1/5/2024
6005	2,6-Dichlorophenol	EPA 8270E	10242543	Extractable Organics	1/5/2024
6190	2,6-Dinitrotoluene (2,6-DNT)	EPA 8270E	10242543	Extractable Organics	1/5/2024
5515	2-Acetylaminofluorene	EPA 8270E	10242543	Extractable Organics	1/5/2024
4410	2-Butanone (Methyl ethyl ketone, MEK)	EPA 8260D	10307127	Volatile Organics	1/5/2024
5795	2-Chloronaphthalene	EPA 8270E	10242543	Extractable Organics	1/5/2024
5800	2-Chlorophenol	EPA 8270E	10242543	Extractable Organics	1/5/2024
4535	2-Chlorotoluene	EPA 8260D	10307127	Volatile Organics	1/5/2024
9340	2H,2H,3H,3H-Perfluorodecanoic Acid (7:3 FTCA)	EPA 1633 Draft 4	10123452	Extractable Organics	9/14/2023
9338	2H,2H,3H,3H-Perfluoro-octanoic Acid (5:3 FTCA)	EPA 1633 Draft 4	10123452	Extractable Organics	9/14/2023
4860	2-Hexanone	EPA 8260D	10307127	Volatile Organics	1/5/2024
6360	2-Methyl-4,6-dinitrophenol	EPA 8270E	10242543	Extractable Organics	1/5/2024
6385	2-Methylnaphthalene	EPA 8260D	10307127	Volatile Organics	1/5/2024
6385	2-Methylnaphthalene	EPA 8270E	10242543	Extractable Organics	1/5/2024

Attachment to Certificate #: E87052-79, expiration date June 30, 2024. This listing of accredited analytes should be used only when associated with a valid certificate.

State Laboratory ID: E87052 EPA Lab Code: GA00006 (912) 354-7858

E87052
Eurofins Savannah
5102 LaRoche Avenue
Savannah, GA 31404

Matrix: Solid and Chemical Materials

Analyte#	Analyte	Method/Tech	Method Code	Category	Effective Date
6400	2-Methylphenol (o-Cresol)	EPA 8270E	10242543	Extractable Organics	1/5/2024
6430	2-Naphthylamine	EPA 8270E	10242543	Extractable Organics	1/5/2024
6460	2-Nitroaniline	EPA 8270E	10242543	Extractable Organics	1/5/2024
6490	2-Nitrophenol	EPA 8270E	10242543	Extractable Organics	1/5/2024
5020	2-Nitropropane	EPA 8260D	10307127	Volatile Organics	1/5/2024
5050	2-Picoline (2-Methylpyridine)	EPA 8270E	10242543	Extractable Organics	1/5/2024
5945	3,3'-Dichlorobenzidine	EPA 8270E	10242543	Extractable Organics	1/5/2024
6120	3,3'-Dimethylbenzidine	EPA 8270E	10242543	Extractable Organics	1/5/2024
8600	3,5-Dichlorobenzoic acid	EPA 8151A	10183207	Pesticides-Herbicides-PCB's	1/5/2024
6412	3/4-Methylphenols (m/p-Cresols)	EPA 8270E	10242543	Extractable Organics	1/5/2024
6355	3-Methylcholanthrene	EPA 8270E	10242543	Extractable Organics	1/5/2024
6465	3-Nitroaniline	EPA 8270E	10242543	Extractable Organics	1/5/2024
9353	4,4,5,5,6,6,6-Heptafluorohexanoic Acid (3:3 FTCA)	EPA 1633 Draft 4	10123452	Extractable Organics	9/14/2023
7355	4,4'-DDD	EPA 8081B	10178811	Pesticides-Herbicides-PCB's	1/5/2024
7360	4,4'-DDE	EPA 8081B	10178811	Pesticides-Herbicides-PCB's	1/5/2024
7365	4,4'-DDT	EPA 8081B	10178811	Pesticides-Herbicides-PCB's	1/5/2024
6951	4,8-Dioxa-3H-perfluorononanoic Acid (ADONA)	EPA 1633 Draft 4	10123452	Extractable Organics	9/14/2023
5540	4-Aminobiphenyl	EPA 8270E	10242543	Extractable Organics	1/5/2024
5660	4-Bromophenyl phenyl ether	EPA 8270E	10242543	Extractable Organics	1/5/2024
5700	4-Chloro-3-methylphenol	EPA 8270E	10242543	Extractable Organics	1/5/2024
5745	4-Chloroaniline	EPA 8270E	10242543	Extractable Organics	1/5/2024
5825	4-Chlorophenyl phenylether	EPA 8270E	10242543	Extractable Organics	1/5/2024
4540	4-Chlorotoluene	EPA 8260D	10307127	Volatile Organics	1/5/2024
6105	4-Dimethyl aminoazobenzene	EPA 8270E	10242543	Extractable Organics	1/5/2024
4995	4-Methyl-2-pentanone (MIBK)	EPA 8260D	10307127	Volatile Organics	1/5/2024
6470	4-Nitroaniline	EPA 8270E	10242543	Extractable Organics	1/5/2024
6500	4-Nitrophenol	EPA 8270E	10242543	Extractable Organics	1/5/2024
6570	5-Nitro-o-toluidine	EPA 8270E	10242543	Extractable Organics	1/5/2024
6115	7,12-Dimethylbenz(a) anthracene	EPA 8270E	10242543	Extractable Organics	1/5/2024
6952	9-Chlorohexadecafluoro-3-oxanonane-1-sulfonic Acid (9-ClPF3ONS)	EPA 1633 Draft 4	10123452	Extractable Organics	9/14/2023
6125	a,a-Dimethylphenethylamine	EPA 8270E	10242543	Extractable Organics	1/5/2024
5500	Acenaphthene	EPA 8270E	10242543	Extractable Organics	1/5/2024
5505	Acenaphthylene	EPA 8270E	10242543	Extractable Organics	1/5/2024
4315	Acetone	EPA 8260D	10307127	Volatile Organics	1/5/2024
4320	Acetonitrile	EPA 8260D	10307127	Volatile Organics	1/5/2024

Attachment to Certificate #: E87052-79, expiration date June 30, 2024. This listing of accredited analytes should be used only when associated with a valid certificate.

State Laboratory ID: E87052 EPA Lab Code: GA00006 (912) 354-7858

E87052
Eurofins Savannah
5102 LaRoche Avenue
Savannah, GA 31404

Matrix: Solid and Chemical Materials

Analyte#	Analyte	Method/Tech	Method Code	Category	Effective Date
5510	Acetophenone	EPA 8270E	10242543	Extractable Organics	1/5/2024
8505	Acifluorfen	EPA 8151A	10183207	Pesticides-Herbicides-PCB's	1/5/2024
4325	Acrolein (Propenal)	EPA 8260D	10307127	Volatile Organics	1/5/2024
4340	Acrylonitrile	EPA 8260D	10307127	Volatile Organics	1/5/2024
7025	Aldrin	EPA 8081B	10178811	Pesticides-Herbicides-PCB's	1/5/2024
4355	Allyl chloride (3-Chloropropene)	EPA 8260D	10307127	Volatile Organics	1/5/2024
7110	alpha-BHC (alpha-Hexachlorocyclohexane)	EPA 8081B	10178811	Pesticides-Herbicides-PCB's	1/5/2024
7240	alpha-Chlordane	EPA 8081B	10178811	Pesticides-Herbicides-PCB's	1/5/2024
1000	Aluminum	EPA 6010D	10155950	Metals	1/5/2024
1000	Aluminum	EPA 6020B	10156420	Metals	1/5/2024
1510	Amenable cyanide	EPA 9012B	10243228	General Chemistry	1/5/2024
1515	Ammonia as N	EPA 350.1	10063602	General Chemistry	7/30/2007
5545	Aniline	EPA 8270E	10242543	Extractable Organics	1/5/2024
5555	Anthracene	EPA 8270E	10242543	Extractable Organics	1/5/2024
1005	Antimony	EPA 6010D	10155950	Metals	1/5/2024
1005	Antimony	EPA 6020B	10156420	Metals	1/5/2024
5560	Aramite	EPA 8270E	10242543	Extractable Organics	1/5/2024
8880	Aroclor-1016 (PCB-1016)	EPA 8082A	10179358	Pesticides-Herbicides-PCB's	1/5/2024
8885	Aroclor-1221 (PCB-1221)	EPA 8082A	10179358	Pesticides-Herbicides-PCB's	1/5/2024
8890	Aroclor-1232 (PCB-1232)	EPA 8082A	10179358	Pesticides-Herbicides-PCB's	1/5/2024
8895	Aroclor-1242 (PCB-1242)	EPA 8082A	10179358	Pesticides-Herbicides-PCB's	1/5/2024
8900	Aroclor-1248 (PCB-1248)	EPA 8082A	10179358	Pesticides-Herbicides-PCB's	1/5/2024
8905	Aroclor-1254 (PCB-1254)	EPA 8082A	10179358	Pesticides-Herbicides-PCB's	1/5/2024
8910	Aroclor-1260 (PCB-1260)	EPA 8082A	10179358	Pesticides-Herbicides-PCB's	1/5/2024
8912	Aroclor-1262 (PCB-1262)	EPA 8082A	10179358	Pesticides-Herbicides-PCB's	1/5/2024
8913	Aroclor-1268 (PCB-1268)	EPA 8082A	10179358	Pesticides-Herbicides-PCB's	1/5/2024
1010	Arsenic	EPA 6010D	10155950	Metals	1/5/2024
1010	Arsenic	EPA 6020B	10156420	Metals	1/5/2024
7065	Atrazine	EPA 8270E	10242543	Pesticides-Herbicides-PCB's	1/5/2024
1015	Barium	EPA 6010D	10155950	Metals	1/5/2024
1015	Barium	EPA 6020B	10156420	Metals	1/5/2024
8530	Bentazon	EPA 8151A	10183207	Pesticides-Herbicides-PCB's	1/5/2024
5570	Benzaldehyde	EPA 8270E	10242543	Extractable Organics	1/5/2024
4375	Benzene	EPA 8260D	10307127	Volatile Organics	1/5/2024
5595	Benzidine	EPA 8270E	10242543	Extractable Organics	1/5/2024
5575	Benzo(a)anthracene	EPA 8270E	10242543	Extractable Organics	1/5/2024

Attachment to Certificate #: E87052-79, expiration date June 30, 2024. This listing of accredited analytes should be used only when associated with a valid certificate.

State Laboratory ID: E87052 EPA Lab Code: GA00006 (912) 354-7858

E87052
Eurofins Savannah
5102 LaRoche Avenue
Savannah, GA 31404

Matrix: Solid and Chemical Materials

Analyte#	Analyte	Method/Tech	Method Code	Category	Effective Date
5580	Benzo(a)pyrene	EPA 8270E	10242543	Extractable Organics	1/5/2024
5585	Benzo(b)fluoranthene	EPA 8270E	10242543	Extractable Organics	1/5/2024
5590	Benzo(g,h,i)perylene	EPA 8270E	10242543	Extractable Organics	1/5/2024
5600	Benzo(k)fluoranthene	EPA 8270E	10242543	Extractable Organics	1/5/2024
5610	Benzoic acid	EPA 8270E	10242543	Extractable Organics	1/5/2024
5630	Benzyl alcohol	EPA 8270E	10242543	Extractable Organics	1/5/2024
5635	Benzyl chloride	EPA 8260D	10307127	Volatile Organics	1/5/2024
1020	Beryllium	EPA 6010D	10155950	Metals	1/5/2024
1020	Beryllium	EPA 6020B	10156420	Metals	1/5/2024
7115	beta-BHC (beta-Hexachlorocyclohexane)	EPA 8081B	10178811	Pesticides-Herbicides-PCB's	1/5/2024
6703	Biphenyl (1,1-Biphenyl, BZ 0)	EPA 8270E	10242543	Extractable Organics	1/5/2024
5760	bis(2-Chloroethoxy)methane	EPA 8270E	10242543	Extractable Organics	1/5/2024
5765	bis(2-Chloroethyl) ether	EPA 8270E	10242543	Extractable Organics	1/5/2024
1025	Boron	EPA 6010D	10155950	Metals	1/5/2024
1540	Bromide	EPA 300.0	10053200	General Chemistry	7/30/2007
1540	Bromide	EPA 9056A	10199607	General Chemistry	1/5/2024
4385	Bromobenzene	EPA 8260D	10307127	Volatile Organics	1/5/2024
4390	Bromochloromethane	EPA 8260D	10307127	Volatile Organics	1/5/2024
4395	Bromodichloromethane	EPA 8260D	10307127	Volatile Organics	1/5/2024
4400	Bromoform	EPA 8260D	10307127	Volatile Organics	1/5/2024
5670	Butyl benzyl phthalate	EPA 8270E	10242543	Extractable Organics	1/5/2024
1030	Cadmium	EPA 6010D	10155950	Metals	1/5/2024
1030	Cadmium	EPA 6020B	10156420	Metals	1/5/2024
1035	Calcium	EPA 6010D	10155950	Metals	1/5/2024
1035	Calcium	EPA 6020B	10156420	Metals	1/5/2024
7180	Caprolactam	EPA 8270E	10242543	Extractable Organics	1/5/2024
5680	Carbazole	EPA 8270E	10242543	Extractable Organics	1/5/2024
4450	Carbon disulfide	EPA 8260D	10307127	Volatile Organics	1/5/2024
4455	Carbon tetrachloride	EPA 8260D	10307127	Volatile Organics	1/5/2024
8540	Chloramben	EPA 8151A	10183207	Pesticides-Herbicides-PCB's	1/5/2024
7250	Chlordane (tech.)	EPA 8081B	10178811	Pesticides-Herbicides-PCB's	1/5/2024
1575	Chloride	EPA 300.0	10053200	General Chemistry	7/30/2007
1575	Chloride	EPA 9056A	10199607	General Chemistry	1/5/2024
1575	Chloride	EPA 9251	10207406	General Chemistry	12/4/2020
4475	Chlorobenzene	EPA 8260D	10307127	Volatile Organics	1/5/2024
7260	Chlorobenzilate	EPA 8081B	10178811	Pesticides-Herbicides-PCB's	1/5/2024

Attachment to Certificate #: E87052-79, expiration date June 30, 2024. This listing of accredited analytes should be used only when associated with a valid certificate.

State Laboratory ID: E87052 EPA Lab Code: GA00006 (912) 354-7858

E87052
Eurofins Savannah
5102 LaRoche Avenue
Savannah, GA 31404

Matrix: Solid and Chemical Materials

Analyte#	Analyte	Method/Tech	Method Code	Category	Effective Date
4485	Chloroethane	EPA 8260D	10307127	Volatile Organics	1/5/2024
4505	Chloroform	EPA 8260D	10307127	Volatile Organics	1/5/2024
4525	Chloroprene	EPA 8260D	10307127	Volatile Organics	1/5/2024
1040	Chromium	EPA 6010D	10155950	Metals	1/5/2024
1040	Chromium	EPA 6020B	10156420	Metals	1/5/2024
1045	Chromium VI	EPA 7199	10163005	General Chemistry	6/16/2023
5855	Chrysene	EPA 8270E	10242543	Extractable Organics	1/5/2024
4645	cis-1,2-Dichloroethylene	EPA 8260D	10307127	Volatile Organics	1/5/2024
4680	cis-1,3-Dichloropropene	EPA 8260D	10307127	Volatile Organics	1/5/2024
1050	Cobalt	EPA 6010D	10155950	Metals	1/5/2024
1050	Cobalt	EPA 6020B	10156420	Metals	1/5/2024
1055	Copper	EPA 6010D	10155950	Metals	1/5/2024
1055	Copper	EPA 6020B	10156420	Metals	1/5/2024
4555	Cyclohexane	EPA 8260D	10307127	Volatile Organics	1/5/2024
8550	Dacthal (DCPA)	EPA 8151A	10183207	Pesticides-Herbicides-PCB's	1/5/2024
8555	Dalapon	EPA 8151A	10183207	Pesticides-Herbicides-PCB's	1/5/2024
7105	delta-BHC	EPA 8081B	10178811	Pesticides-Herbicides-PCB's	1/5/2024
6065	Di(2-ethylhexyl) phthalate (DEHP)	EPA 8270E	10242543	Extractable Organics	1/5/2024
7405	Diallate	EPA 8270E	10242543	Pesticides-Herbicides-PCB's	1/5/2024
5895	Dibenz(a,h)anthracene	EPA 8270E	10242543	Extractable Organics	1/5/2024
5905	Dibenzofuran	EPA 8270E	10242543	Extractable Organics	1/5/2024
4575	Dibromochloromethane	EPA 8260	10184404	Volatile Organics	2/6/2002
4575	Dibromochloromethane	EPA 8260D	10307127	Volatile Organics	1/5/2024
4595	Dibromomethane	EPA 8260D	10307127	Volatile Organics	1/5/2024
8595	Dicamba	EPA 8151A	10183207	Pesticides-Herbicides-PCB's	1/5/2024
4625	Dichlorodifluoromethane	EPA 8260D	10307127	Volatile Organics	1/5/2024
8605	Dichloroprop (Dichlorprop)	EPA 8151A	10183207	Pesticides-Herbicides-PCB's	1/5/2024
7470	Dieldrin	EPA 8081B	10178811	Pesticides-Herbicides-PCB's	1/5/2024
9369	Diesel range organics (DRO)	EPA 8015C	10173816	Extractable Organics	1/5/2024
4725	Diethyl ether	EPA 8260D	10307127	Volatile Organics	1/5/2024
6070	Diethyl phthalate	EPA 8270E	10242543	Extractable Organics	1/5/2024
9375	Di-isopropylether (DIPE)	EPA 8260D	10307127	Volatile Organics	1/5/2024
7475	Dimethoate	EPA 8270E	10242543	Pesticides-Herbicides-PCB's	1/5/2024
6135	Dimethyl phthalate	EPA 8270E	10242543	Extractable Organics	1/5/2024
5925	Di-n-butyl phthalate	EPA 8270E	10242543	Extractable Organics	1/5/2024
6200	Di-n-octyl phthalate	EPA 8270E	10242543	Extractable Organics	1/5/2024

Attachment to Certificate #: E87052-79, expiration date June 30, 2024. This listing of accredited analytes should be used only when associated with a valid certificate.

State Laboratory ID: E87052 EPA Lab Code: GA00006 (912) 354-7858

E87052
Eurofins Savannah
5102 LaRoche Avenue
Savannah, GA 31404

Matrix: Solid and Chemical Materials

Analyte#	Analyte	Method/Tech	Method Code	Category	Effective Date
8620	Dinoseb (2-sec-butyl-4,6-dinitrophenol, DNBP)	EPA 8151A	10183207	Pesticides-Herbicides-PCB's	1/5/2024
8620	Dinoseb (2-sec-butyl-4,6-dinitrophenol, DNBP)	EPA 8270E	10242543	Pesticides-Herbicides-PCB's	1/5/2024
8625	Disulfoton	EPA 8270E	10242543	Pesticides-Herbicides-PCB's	1/5/2024
7510	Endosulfan I	EPA 8081B	10178811	Pesticides-Herbicides-PCB's	1/5/2024
7515	Endosulfan II	EPA 8081B	10178811	Pesticides-Herbicides-PCB's	1/5/2024
7520	Endosulfan sulfate	EPA 8081B	10178811	Pesticides-Herbicides-PCB's	1/5/2024
7540	Endrin	EPA 8081B	10178811	Pesticides-Herbicides-PCB's	1/5/2024
7530	Endrin aldehyde	EPA 8081B	10178811	Pesticides-Herbicides-PCB's	1/5/2024
7535	Endrin ketone	EPA 8081B	10178811	Pesticides-Herbicides-PCB's	1/5/2024
4750	Ethanol	EPA 8015C	10173816	Volatile Organics	1/5/2024
4750	Ethanol	EPA 8260D	10307127	Volatile Organics	1/5/2024
4755	Ethyl acetate	EPA 8015C	10173816	Volatile Organics	1/5/2024
4755	Ethyl acetate	EPA 8260D	10307127	Volatile Organics	1/5/2024
4760	Ethyl acrylate	EPA 8260D	10307127	Volatile Organics	1/5/2024
4810	Ethyl methacrylate	EPA 8260D	10307127	Volatile Organics	1/5/2024
6260	Ethyl methanesulfonate	EPA 8270E	10242543	Extractable Organics	1/5/2024
4765	Ethylbenzene	EPA 8260D	10307127	Volatile Organics	1/5/2024
4785	Ethylene glycol	EPA 8015C	10173816	Volatile Organics	1/5/2024
4770	Ethyl-t-butylether (ETBE)	EPA 8260D	10307127	Volatile Organics	1/5/2024
7580	Famphur	EPA 8270E	10242543	Pesticides-Herbicides-PCB's	1/5/2024
6265	Fluoranthene	EPA 8270E	10242543	Extractable Organics	1/5/2024
6270	Fluorene	EPA 8270E	10242543	Extractable Organics	1/5/2024
1730	Fluoride	EPA 300.0	10053200	General Chemistry	7/30/2007
1730	Fluoride	EPA 9056A	10199607	General Chemistry	1/5/2024
7120	gamma-BHC (Lindane, gamma-Hexachlorocyclohexane)	EPA 8081B	10178811	Pesticides-Herbicides-PCB's	1/5/2024
7245	gamma-Chlordane	EPA 8081B	10178811	Pesticides-Herbicides-PCB's	1/5/2024
9408	Gasoline range organics (GRO)	EPA 8015C	10173816	Volatile Organics	1/5/2024
7685	Heptachlor	EPA 8081B	10178811	Pesticides-Herbicides-PCB's	1/5/2024
7690	Heptachlor epoxide	EPA 8081B	10178811	Pesticides-Herbicides-PCB's	1/5/2024
6275	Hexachlorobenzene	EPA 8270E	10242543	Pesticides-Herbicides-PCB's	1/5/2024
4835	Hexachlorobutadiene	EPA 8260D	10307127	Volatile Organics	1/5/2024
4835	Hexachlorobutadiene	EPA 8270E	10242543	Extractable Organics	1/5/2024
6285	Hexachlorocyclopentadiene	EPA 8270E	10242543	Extractable Organics	1/5/2024
4840	Hexachloroethane	EPA 8270E	10242543	Extractable Organics	1/5/2024
6290	Hexachlorophene	EPA 8270E	10242543	Extractable Organics	1/5/2024

Attachment to Certificate #: E87052-79, expiration date June 30, 2024. This listing of accredited analytes should be used only when associated with a valid certificate.

State Laboratory ID: E87052 EPA Lab Code: GA00006 (912) 354-7858

E87052
Eurofins Savannah
5102 LaRoche Avenue
Savannah, GA 31404

Matrix: Solid and Chemical Materials

Analyte#	Analyte	Method/Tech	Method Code	Category	Effective Date
6295	Hexachloropropene	EPA 8270E	10242543	Extractable Organics	1/5/2024
9460	Hexafluoropropylene Oxide Dimer Acid (HFPO-DA, GenX)	EPA 1633 Draft 4	10123452	Extractable Organics	9/14/2023
1780	Ignitability	EPA 1010	10116606	General Chemistry	9/15/2022
1780	Ignitability	EPA 1010B	10234830	General Chemistry	1/5/2024
1780	Ignitability	EPA 1030	10117201	General Chemistry	7/30/2007
6315	Indeno(1,2,3-cd)pyrene	EPA 8270E	10242543	Extractable Organics	1/5/2024
4870	Iodomethane (Methyl iodide)	EPA 8260D	10307127	Volatile Organics	1/5/2024
1070	Iron	EPA 6010D	10155950	Metals	1/5/2024
1070	Iron	EPA 6020B	10156420	Metals	1/5/2024
4875	Isobutyl alcohol (2-Methyl-1-propanol)	EPA 8015C	10173816	Volatile Organics	1/5/2024
4875	Isobutyl alcohol (2-Methyl-1-propanol)	EPA 8260D	10307127	Volatile Organics	1/5/2024
7725	Isodrin	EPA 8081B	10178811	Pesticides-Herbicides-PCB's	1/5/2024
6320	Isophorone	EPA 8270E	10242543	Extractable Organics	1/5/2024
4895	Isopropyl alcohol (2-Propanol)	EPA 8015C	10173816	Volatile Organics	1/5/2024
4895	Isopropyl alcohol (2-Propanol)	EPA 8260D	10307127	Volatile Organics	1/5/2024
4900	Isopropylbenzene	EPA 8260D	10307127	Volatile Organics	1/5/2024
6325	Isosafrole	EPA 8270E	10242543	Extractable Organics	1/5/2024
7740	Kepone	EPA 8081B	10178811	Pesticides-Herbicides-PCB's	1/5/2024
1795	Kjeldahl nitrogen - total	EPA 351.2	10065404	General Chemistry	12/2/2005
1075	Lead	EPA 6010D	10155950	Metals	1/5/2024
1075	Lead	EPA 6020B	10156420	Metals	1/5/2024
1080	Lithium	EPA 6010D	10155950	Metals	1/5/2024
5240	m+p-Xylenes	EPA 8260D	10307127	Volatile Organics	1/5/2024
1085	Magnesium	EPA 6010D	10155950	Metals	1/5/2024
1085	Magnesium	EPA 6020B	10156420	Metals	1/5/2024
1090	Manganese	EPA 6010D	10155950	Metals	1/5/2024
1090	Manganese	EPA 6020B	10156420	Metals	1/5/2024
7775	MCPA	EPA 8151A	10183207	Pesticides-Herbicides-PCB's	1/5/2024
7780	MCPP	EPA 8151A	10183207	Pesticides-Herbicides-PCB's	1/5/2024
1095	Mercury	EPA 6020B	10156420	Metals	1/5/2024
1095	Mercury	EPA 7471B	10166457	Metals	1/5/2024
4925	Methacrylonitrile	EPA 8260D	10307127	Volatile Organics	1/5/2024
4930	Methanol	EPA 8015C	10173816	Volatile Organics	1/5/2024
6345	Methapyrilene	EPA 8270E	10242543	Extractable Organics	1/5/2024
7810	Methoxychlor	EPA 8081B	10178811	Pesticides-Herbicides-PCB's	1/5/2024
4940	Methyl acetate	EPA 8260D	10307127	Volatile Organics	1/5/2024

Attachment to Certificate #: E87052-79, expiration date June 30, 2024. This listing of accredited analytes should be used only when associated with a valid certificate.

State Laboratory ID: E87052 EPA Lab Code: GA00006 (912) 354-7858

E87052
Eurofins Savannah
5102 LaRoche Avenue
Savannah, GA 31404

Matrix: Solid and Chemical Materials

Analyte#	Analyte	Method/Tech	Method Code	Category	Effective Date
4950	Methyl bromide (Bromomethane)	EPA 8260D	10307127	Volatile Organics	1/5/2024
4960	Methyl chloride (Chloromethane)	EPA 8260D	10307127	Volatile Organics	1/5/2024
4990	Methyl methacrylate	EPA 8260D	10307127	Volatile Organics	1/5/2024
6375	Methyl methanesulfonate	EPA 8270E	10242543	Extractable Organics	1/5/2024
7825	Methyl parathion (Parathion, methyl)	EPA 8270E	10242543	Pesticides-Herbicides-PCB's	1/5/2024
5000	Methyl tert-butyl ether (MTBE)	EPA 8260D	10307127	Volatile Organics	1/5/2024
4965	Methylcyclohexane	EPA 8260D	10307127	Volatile Organics	1/5/2024
7870	Mirex	EPA 8081B	10178811	Pesticides-Herbicides-PCB's	1/5/2024
1100	Molybdenum	EPA 6010D	10155950	Metals	1/5/2024
1100	Molybdenum	EPA 6020B	10156420	Metals	1/5/2024
5005	Naphthalene	EPA 8260D	10307127	Volatile Organics	1/5/2024
5005	Naphthalene	EPA 8270E	10242543	Extractable Organics	1/5/2024
4403	n-Butyl Acetate	EPA 8260D	10307127	Volatile Organics	1/5/2024
4425	n-Butyl alcohol	EPA 8015C	10173816	Volatile Organics	1/5/2024
4425	n-Butyl alcohol	EPA 8260D	10307127	Volatile Organics	1/5/2024
4435	n-Butylbenzene	EPA 8260D	10307127	Volatile Organics	1/5/2024
9395	N-Ethylperfluorooctane sulfonamide (N-EtFOSA)	EPA 1633 Draft 4	10123452	Extractable Organics	9/14/2023
9431	N-ethylperfluoro-octane sulfonamido ethanol (EtFOSE)	EPA 1633 Draft 4	10123452	Extractable Organics	9/14/2023
1105	Nickel	EPA 6010D	10155950	Metals	1/5/2024
1105	Nickel	EPA 6020B	10156420	Metals	1/5/2024
1805	Nitrate	EPA 9056A	10199607	General Chemistry	1/5/2024
1810	Nitrate as N	EPA 300.0	10053200	General Chemistry	7/30/2007
1810	Nitrate as N	EPA 353.2	10067604	General Chemistry	12/2/2005
1835	Nitrite	EPA 9056A	10199607	General Chemistry	1/5/2024
1840	Nitrite as N	EPA 300.0	10053200	General Chemistry	7/30/2007
1840	Nitrite as N	EPA 353.2	10067604	General Chemistry	12/2/2005
5015	Nitrobenzene	EPA 8270E	10242543	Extractable Organics	1/5/2024
9433	N-Methylperfluorooctane sulfonamide (MeFOSA)	EPA 1633 Draft 4	10123452	Extractable Organics	9/14/2023
6949	N-Methylperfluoro-octane sulfonamido ethanol (MeFOSE)	EPA 1633 Draft 4	10123452	Extractable Organics	9/14/2023
6525	n-Nitrosodiethylamine	EPA 8270E	10242543	Extractable Organics	1/5/2024
6530	n-Nitrosodimethylamine	EPA 8270E	10242543	Extractable Organics	1/5/2024
5025	n-Nitroso-di-n-butylamine	EPA 8270E	10242543	Extractable Organics	1/5/2024
6545	n-Nitrosodi-n-propylamine	EPA 8270E	10242543	Extractable Organics	1/5/2024
6535	n-Nitrosodiphenylamine	EPA 8270E	10242543	Extractable Organics	1/5/2024

Attachment to Certificate #: E87052-79, expiration date June 30, 2024. This listing of accredited analytes should be used only when associated with a valid certificate.

State Laboratory ID: E87052 EPA Lab Code: GA00006 (912) 354-7858

E87052
Eurofins Savannah
5102 LaRoche Avenue
Savannah, GA 31404

Matrix: Solid and Chemical Materials

Analyte#	Analyte	Method/Tech	Method Code	Category	Effective Date
6550	n-Nitrosomethylethylamine	EPA 8270E	10242543	Extractable Organics	1/5/2024
6555	n-Nitrosomorpholine	EPA 8270E	10242543	Extractable Organics	1/5/2024
6560	n-Nitrosopiperidine	EPA 8270E	10242543	Extractable Organics	1/5/2024
6565	n-Nitrosopyrrolidine	EPA 8270E	10242543	Extractable Organics	1/5/2024
6956	Nonafluoro-3,6-dioxaheptanoic Acid (NFDHA)	EPA 1633 Draft 4	10123452	Extractable Organics	9/14/2023
5055	n-Propanol (1-Propanol)	EPA 8015C	10173816	Volatile Organics	1/5/2024
5090	n-Propylbenzene	EPA 8260D	10307127	Volatile Organics	1/5/2024
8290	o,o,o-Triethyl phosphorothioate	EPA 8270E	10242543	Pesticides-Herbicides-PCB's	1/5/2024
1865	Organic nitrogen	TKN minus AMMONIA	60034437	General Chemistry	7/30/2007
1870	Orthophosphate as P	EPA 365.1	10070005	General Chemistry	11/18/2008
5250	o-Xylene	EPA 8260D	10307127	Volatile Organics	1/5/2024
1434	Paint Filter Liquids	EPA 9095B	10245600	General Chemistry	1/5/2024
7955	Parathion, ethyl	EPA 8270E	10242543	Pesticides-Herbicides-PCB's	1/5/2024
6590	Pentachlorobenzene	EPA 8270E	10242543	Extractable Organics	1/5/2024
6600	Pentachloronitrobenzene (Quintozene)	EPA 8270E	10242543	Extractable Organics	1/5/2024
6605	Pentachlorophenol	EPA 8151A	10183207	Pesticides-Herbicides-PCB's	1/5/2024
6605	Pentachlorophenol	EPA 8270E	10242543	Extractable Organics	1/5/2024
6957	Perfluoro(2-ethoxyethane) Sulfonic Acid (PFEESA)	EPA 1633 Draft 4	10123452	Extractable Organics	9/14/2023
6965	Perfluoro-3-methoxypropanoic Acid (PFMPA)	EPA 1633 Draft 4	10123452	Extractable Organics	9/14/2023
6966	Perfluoro-4-methoxybutanoic Acid (PFMBA)	EPA 1633 Draft 4	10123452	Extractable Organics	9/14/2023
6918	Perfluorobutane Sulfonic Acid (PFBS)	EPA 1633 Draft 4	10123452	Extractable Organics	9/14/2023
6915	Perfluorobutanoic Acid (PFBA)	EPA 1633 Draft 4	10123452	Extractable Organics	9/14/2023
6920	Perfluorodecane Sulfonic Acid (PFDS)	EPA 1633 Draft 4	10123452	Extractable Organics	9/14/2023
6905	Perfluorodecanoic Acid (PFDA)	EPA 1633 Draft 4	10123452	Extractable Organics	9/14/2023
6923	Perfluorododecane Sulfonic Acid (PFDoS)	EPA 1633 Draft 4	10123452	Extractable Organics	9/14/2023
6903	Perfluorododecanoic Acid (PFDoA)	EPA 1633 Draft 4	10123452	Extractable Organics	9/14/2023
9470	Perfluoroheptane Sulfonic Acid (PFHpS)	EPA 1633 Draft 4	10123452	Extractable Organics	9/14/2023
6908	Perfluoroheptanoic Acid (PFHpA)	EPA 1633 Draft 4	10123452	Extractable Organics	9/14/2023
6927	Perfluorohexane Sulfonic Acid (PFHxS)	EPA 1633 Draft 4	10123452	Extractable Organics	9/14/2023
6913	Perfluorohexanoic Acid (PFHxA)	EPA 1633 Draft 4	10123452	Extractable Organics	9/14/2023
6929	Perfluorononane Sulfonic Acid (PFNS)	EPA 1633 Draft 4	10123452	Extractable Organics	9/14/2023
6906	Perfluorononanoic Acid (PFNA)	EPA 1633 Draft 4	10123452	Extractable Organics	9/14/2023
6917	Perfluorooctane sulfonamide (PFOSA)	EPA 1633 Draft 4	10123452	Extractable Organics	9/14/2023
6931	Perfluorooctane sulfonic acid (PFOS)	EPA 1633 Draft 4	10123452	Extractable Organics	9/14/2023
6912	Perfluoro-octanoic Acid (PFOA)	EPA 1633 Draft 4	10123452	Extractable Organics	9/14/2023

Attachment to Certificate #: E87052-79, expiration date June 30, 2024. This listing of accredited analytes should be used only when associated with a valid certificate.

State Laboratory ID: E87052 EPA Lab Code: GA00006 (912) 354-7858

E87052
Eurofins Savannah
5102 LaRoche Avenue
Savannah, GA 31404

Matrix: Solid and Chemical Materials

Analyte#	Analyte	Method/Tech	Method Code	Category	Effective Date
6934	Perfluoropentane Sulfonic Acid (PFPeS)	EPA 1633 Draft 4	10123452	Extractable Organics	9/14/2023
6914	Perfluoropentanoic Acid (PFPeA)	EPA 1633 Draft 4	10123452	Extractable Organics	9/14/2023
6902	Perfluorotetradecanoic acid (PFTDA)	EPA 1633 Draft 4	10123452	Extractable Organics	9/14/2023
9563	Perfluorotridecanoic acid (PFTrDA)	EPA 1633 Draft 4	10123452	Extractable Organics	9/14/2023
6904	Perfluoroundecanoic acid (PFUnDA)	EPA 1633 Draft 4	10123452	Extractable Organics	9/14/2023
1900	pH	EPA 9045D	10198455	General Chemistry	1/5/2024
6610	Phenacetin	EPA 8270E	10242543	Extractable Organics	1/5/2024
6615	Phenanthrene	EPA 8270E	10242543	Extractable Organics	1/5/2024
6625	Phenol	EPA 8270E	10242543	Extractable Organics	1/5/2024
7985	Phorate	EPA 8270E	10242543	Pesticides-Herbicides-PCB's	1/5/2024
1910	Phosphorus, total	EPA 365.4	10071202	General Chemistry	12/2/2005
1910	Phosphorus, total	EPA 6010D	10155950	Metals	1/5/2024
8645	Picloram	EPA 8151A	10183207	Pesticides-Herbicides-PCB's	1/5/2024
1125	Potassium	EPA 6010D	10155950	Metals	1/5/2024
1125	Potassium	EPA 6020B	10156420	Metals	1/5/2024
6650	Pronamide (Kerb)	EPA 8270E	10242543	Extractable Organics	1/5/2024
6665	Pyrene	EPA 8270E	10242543	Extractable Organics	1/5/2024
5095	Pyridine	EPA 8270E	10242543	Extractable Organics	1/5/2024
6685	Safrole	EPA 8270E	10242543	Extractable Organics	1/5/2024
1140	Selenium	EPA 6010D	10155950	Metals	1/5/2024
1140	Selenium	EPA 6020B	10156420	Metals	1/5/2024
1150	Silver	EPA 6010D	10155950	Metals	1/5/2024
1150	Silver	EPA 6020B	10156420	Metals	1/5/2024
8650	Silvex (2,4,5-TP)	EPA 8151A	10183207	Pesticides-Herbicides-PCB's	1/5/2024
1155	Sodium	EPA 6010D	10155950	Metals	1/5/2024
1155	Sodium	EPA 6020B	10156420	Metals	1/5/2024
1160	Strontium	EPA 6010D	10155950	Metals	1/5/2024
2000	Sulfate	EPA 300.0	10053200	General Chemistry	7/30/2007
2000	Sulfate	EPA 9038	10196608	General Chemistry	2/6/2002
2000	Sulfate	EPA 9056A	10199607	General Chemistry	1/5/2024
2005	Sulfide	EPA 9030B	10195605	General Chemistry	1/5/2024
2005	Sulfide	EPA 9034	10196006	General Chemistry	2/6/2002
8155	Sulfotepp	EPA 8270E	10242543	Pesticides-Herbicides-PCB's	1/5/2024
1460	Synthetic Precipitation Leaching Procedure (SPLP)	EPA 1312	10119003	General Chemistry	2/6/2002
4370	T-amylmethylether (TAME)	EPA 8260D	10307127	Volatile Organics	1/5/2024
4420	tert-Butyl alcohol (2-Methyl-2-propanol)	EPA 8015C	10173816	Volatile Organics	1/5/2024

Attachment to Certificate #: E87052-79, expiration date June 30, 2024. This listing of accredited analytes should be used only when associated with a valid certificate.

State Laboratory ID: E87052 EPA Lab Code: GA00006 (912) 354-7858

E87052
Eurofins Savannah
5102 LaRoche Avenue
Savannah, GA 31404

Matrix: Solid and Chemical Materials

Analyte#	Analyte	Method/Tech	Method Code	Category	Effective Date
4420	tert-Butyl alcohol (2-Methyl-2-propanol)	EPA 8260D	10307127	Volatile Organics	1/5/2024
4445	tert-Butylbenzene	EPA 8260D	10307127	Volatile Organics	1/5/2024
5115	Tetrachloroethylene (Perchloroethylene)	EPA 8260D	10307127	Volatile Organics	1/5/2024
1165	Thallium	EPA 6010D	10155950	Metals	1/5/2024
1165	Thallium	EPA 6020B	10156420	Metals	1/5/2024
8235	Thionazin (Zinophos)	EPA 8270E	10242543	Pesticides-Herbicides-PCB's	1/5/2024
1175	Tin	EPA 6010D	10155950	Metals	1/5/2024
1180	Titanium	EPA 6010D	10155950	Metals	1/5/2024
5140	Toluene	EPA 8260D	10307127	Volatile Organics	1/5/2024
1645	Total cyanide	EPA 9012B	10243228	General Chemistry	1/5/2024
1825	Total nitrate-nitrite	EPA 353.2	10067604	General Chemistry	12/2/2005
1825	Total nitrate-nitrite	EPA 9056A	10199607	General Chemistry	1/5/2024
1827	Total Nitrogen	TKN + Total Nitrate-Nitrite	60034459	General Chemistry	7/30/2007
2050	Total Petroleum Hydrocarbons (TPH)	FL-PRO	90015808	Extractable Organics	9/15/2022
1905	Total phenolics	EPA 9065	10200405	General Chemistry	2/6/2002
8250	Toxaphene (Chlorinated camphene)	EPA 8081B	10178811	Pesticides-Herbicides-PCB's	1/5/2024
1466	Toxicity Characteristic Leaching Procedure (TCLP)	EPA 1311	10118806	General Chemistry	2/6/2002
4700	trans-1,2-Dichloroethylene	EPA 8260D	10307127	Volatile Organics	1/5/2024
4685	trans-1,3-Dichloropropene	EPA 8260D	10307127	Volatile Organics	1/5/2024
4605	trans-1,4-Dichloro-2-butene	EPA 8260D	10307127	Volatile Organics	1/5/2024
5170	Trichloroethene (Trichloroethylene)	EPA 8260D	10307127	Volatile Organics	1/5/2024
5175	Trichlorofluoromethane	EPA 8260D	10307127	Volatile Organics	1/5/2024
1185	Vanadium	EPA 6010D	10155950	Metals	1/5/2024
1185	Vanadium	EPA 6020B	10156420	Metals	1/5/2024
5225	Vinyl acetate	EPA 8260D	10307127	Volatile Organics	1/5/2024
5235	Vinyl chloride	EPA 8260D	10307127	Volatile Organics	1/5/2024
5260	Xylene (total)	EPA 8260D	10307127	Volatile Organics	1/5/2024
1190	Zinc	EPA 6010D	10155950	Metals	1/5/2024
1190	Zinc	EPA 6020B	10156420	Metals	1/5/2024

State of Florida
Department of Health, Bureau of Public Health Laboratories
This is to certify that

E87689

EUROFINS ST. LOUIS
13715 RIDER TRAIL NORTH
EARTH CITY, MO 63045

has complied with Florida Administrative Code 64E-1,
for the examination of environmental samples in the following categories

DRINKING WATER - RADIOCHEMISTRY, NON-POTABLE WATER - GENERAL CHEMISTRY, NON-POTABLE WATER - METALS, NON-POTABLE WATER - RADIOCHEMISTRY, SOLID AND CHEMICAL MATERIALS - METALS, SOLID AND CHEMICAL MATERIALS - RADIOCHEMISTRY

Continued certification is contingent upon successful on-going compliance with the NELAC Standards and FAC Rule 64E-1 regulations. Specific methods and analytes certified are cited on the Laboratory Scope of Accreditation for this laboratory and are on file at the Bureau of Public Health Laboratories, P. O. Box 210, Jacksonville, Florida 32231. Clients and customers are urged to verify with this agency the laboratory's certification status in Florida for particular methods and analytes.

Date Issued: January 26, 2024 Expiration Date: June 30, 2024

Marie-Claire Rowlinson, PhD, D(ABMM)
Bureau of Public Health Laboratories
DH Form 1697, 7/04
NON-TRANSFERABLE E87689-72-01/26/2024
Supersedes all previously issued certificates

Ron DeSantis
Governor

Laboratory Scope of Accreditation

Attachment to Certificate #: E87689-72, expiration date June 30, 2024. This listing of accredited analytes should be used only when associated with a valid certificate.

State Laboratory ID: **E87689** EPA Lab Code: **MO00054** **(314) 298-8566**

E87689
Eurofins St. Louis
13715 Rider Trail North
Earth City, MO 63045

Matrix: **Drinking Water**

Analyte#	Analyte	Method/Tech	Method Code	Category	Effective Date
2830	Gross Alpha	EPA 900.0 (GPC)	10242634	Radiochemistry	12/6/2023
2830	Gross Alpha	SM 7110 C	20159028	Radiochemistry	12/8/2022
2840	Gross Beta	EPA 900.0 (GPC)	10242634	Radiochemistry	12/6/2023
3042	Isotopic Uranium	DOE U-02-RC	90011408	Radiochemistry	8/15/2018
2965	Radium-226	EPA 903.0	10309407	Radiochemistry	3/31/2015
2970	Radium-228	EPA 904.0	10309805	Radiochemistry	12/10/2008
2985	Radon	SM 7500-Rn B	20173733	Radiochemistry	8/15/2018
2980	Radon-222	ST-RC-0222 / LSC	60051878	Radiochemistry	7/1/2020
1143	Selenium-79	ST-RC-0079 / LSC	60051845	Radiochemistry	7/1/2020
3005	Strontium-90	DOE Sr-02	90009000	Radiochemistry	12/10/2008
3005	Strontium-90	DOE Sr-03-RC	90009806	Radiochemistry	12/10/2008
3005	Strontium-90	EPA 905.0	10310006	Radiochemistry	12/10/2008
3030	Tritium	EPA 906.0	10310200	Radiochemistry	12/10/2008
3055	Uranium (activity)	DOE U-02	90011204	Radiochemistry	8/15/2018
1184	Uranium (mass)	EPA 200.8	10014605	Radiochemistry	8/15/2018

Laboratory Scope of Accreditation

Attachment to Certificate #: E87689-72, expiration date June 30, 2024. This listing of accredited analytes should be used only when associated with a valid certificate.

State Laboratory ID: **E87689** EPA Lab Code: **MO00054** **(314) 298-8566**

E87689
Eurofins St. Louis
13715 Rider Trail North
Earth City, MO 63045

Matrix: **Non-Potable Water**

Analyte#	Analyte	Method/Tech	Method Code	Category	Effective Date
1000	Aluminum	EPA 200.7	10013806	General Chemistry,Metals	7/1/2013
1000	Aluminum	EPA 200.8	10014605	Metals	7/1/2013
1000	Aluminum	EPA 6010D	10155950	Metals	12/12/2022
1000	Aluminum	EPA 6020B	10156420	Metals	12/12/2022
1005	Antimony	EPA 200.7	10013806	Metals	7/1/2013
1005	Antimony	EPA 200.8	10014605	Metals	7/1/2013
1005	Antimony	EPA 6010D	10155950	Metals	12/12/2022
1005	Antimony	EPA 6020B	10156420	Metals	12/12/2022
1010	Arsenic	EPA 200.7	10013806	General Chemistry,Metals	7/1/2013
1010	Arsenic	EPA 200.8	10014605	Metals	7/1/2013
1010	Arsenic	EPA 6010D	10155950	Metals	12/12/2022
1010	Arsenic	EPA 6020B	10156420	Metals	12/12/2022
1015	Barium	EPA 200.7	10013806	Metals	7/1/2013
1015	Barium	EPA 200.8	10014605	Metals	7/1/2013
1015	Barium	EPA 6010D	10155950	Metals	12/12/2022
1015	Barium	EPA 6020B	10156420	Metals	12/12/2022
1020	Beryllium	EPA 200.7	10013806	General Chemistry,Metals	7/1/2013
1020	Beryllium	EPA 200.8	10014605	Metals	7/1/2013
1020	Beryllium	EPA 6010D	10155950	Metals	12/12/2022
1020	Beryllium	EPA 6020B	10156420	Metals	12/12/2022
1025	Boron	EPA 200.7	10013806	Metals	7/1/2013
1025	Boron	EPA 6010D	10155950	Metals	12/12/2022
1025	Boron	EPA 6020B	10156420	Metals	12/12/2022
1030	Cadmium	EPA 200.7	10013806	General Chemistry,Metals	7/1/2013
1030	Cadmium	EPA 200.8	10014605	Metals	7/1/2013
1030	Cadmium	EPA 6010D	10155950	Metals	12/12/2022
1030	Cadmium	EPA 6020B	10156420	Metals	12/12/2022
1035	Calcium	EPA 200.7	10013806	General Chemistry,Metals	7/1/2013
1035	Calcium	EPA 6010D	10155950	Metals	12/12/2022
1035	Calcium	EPA 6020B	10156420	Metals	12/12/2022
1040	Chromium	EPA 200.7	10013806	Metals	7/1/2013
1040	Chromium	EPA 200.8	10014605	Metals	7/1/2013
1040	Chromium	EPA 6010D	10155950	Metals	12/12/2022
1040	Chromium	EPA 6020B	10156420	Metals	12/12/2022
1050	Cobalt	EPA 200.7	10013806	Metals	7/1/2013
1050	Cobalt	EPA 200.8	10014605	Metals	7/1/2013

Laboratory Scope of Accreditation

Attachment to Certificate #: E87689-72, expiration date June 30, 2024. This listing of accredited analytes should be used only when associated with a valid certificate.

State Laboratory ID: **E87689** EPA Lab Code: **MO00054** **(314) 298-8566**

E87689
Eurofins St. Louis
13715 Rider Trail North
Earth City, MO 63045

Matrix: **Non-Potable Water**

Analyte#	Analyte	Method/Tech	Method Code	Category	Effective Date
1050	Cobalt	EPA 6010D	10155950	Metals	12/12/2022
1050	Cobalt	EPA 6020B	10156420	Metals	12/12/2022
1055	Copper	EPA 200.7	10013806	General Chemistry,Metals	7/1/2013
1055	Copper	EPA 200.8	10014605	Metals	7/1/2013
1055	Copper	EPA 6010D	10155950	Metals	12/12/2022
1055	Copper	EPA 6020B	10156420	Metals	12/12/2022
2826	Gamma Emitters	EPA 901.1	10308608	Radiochemistry	7/1/2013
2830	Gross Alpha	EPA 900.0	10308200	Radiochemistry	7/1/2013
2830	Gross Alpha	EPA 900.0 (GPC)	10242634	Radiochemistry	10/20/2023
2830	Gross Alpha	EPA 9310	10310802	Radiochemistry	7/1/2013
2840	Gross Beta	EPA 900.0	10308200	Radiochemistry	7/1/2013
2840	Gross Beta	EPA 900.0 (GPC)	10242634	Radiochemistry	10/20/2023
2840	Gross Beta	EPA 9310	10310802	Radiochemistry	7/1/2013
1070	Iron	EPA 200.7	10013806	Metals	7/1/2013
1070	Iron	EPA 6010D	10155950	Metals	12/12/2022
1070	Iron	EPA 6020B	10156420	Metals	12/12/2022
1075	Lead	EPA 200.7	10013806	General Chemistry,Metals	7/1/2013
1075	Lead	EPA 200.8	10014605	Metals	7/1/2013
1075	Lead	EPA 6010D	10155950	Metals	12/12/2022
1075	Lead	EPA 6020B	10156420	Metals	12/12/2022
1080	Lithium	EPA 6010D	10155950	Metals	12/12/2022
1085	Magnesium	EPA 200.7	10013806	General Chemistry,Metals	7/1/2013
1085	Magnesium	EPA 200.8	10014605	Metals	7/1/2013
1085	Magnesium	EPA 6010D	10155950	Metals	12/12/2022
1085	Magnesium	EPA 6020B	10156420	Metals	12/12/2022
1090	Manganese	EPA 200.7	10013806	General Chemistry,Metals	7/1/2013
1090	Manganese	EPA 200.8	10014605	Metals	7/1/2013
1090	Manganese	EPA 6010D	10155950	Metals	12/12/2022
1090	Manganese	EPA 6020B	10156420	Metals	12/12/2022
1095	Mercury	EPA 245.1	10036609	Metals	7/1/2013
1095	Mercury	EPA 7470A	10165807	Metals	12/12/2022
1100	Molybdenum	EPA 200.7	10013806	Metals	7/1/2013
1100	Molybdenum	EPA 200.8	10014605	Metals	7/1/2013
1100	Molybdenum	EPA 6010D	10155950	Metals	12/12/2022
1100	Molybdenum	EPA 6020B	10156420	Metals	12/12/2022
1105	Nickel	EPA 200.7	10013806	General Chemistry,Metals	7/1/2013

Laboratory Scope of Accreditation

Attachment to Certificate #: E87689-72, expiration date June 30, 2024. This listing of accredited analytes should be used only when associated with a valid certificate.

State Laboratory ID: **E87689** EPA Lab Code: **MO00054** **(314) 298-8566**

E87689
Eurofins St. Louis
13715 Rider Trail North
Earth City, MO 63045

Matrix: **Non-Potable Water**

Analyte#	Analyte	Method/Tech	Method Code	Category	Effective Date
1105	Nickel	EPA 200.8	10014605	Metals	7/1/2013
1105	Nickel	EPA 6010D	10155950	Metals	12/12/2022
1105	Nickel	EPA 6020B	10156420	Metals	12/12/2022
1125	Potassium	EPA 200.7	10013806	Metals	7/1/2013
1125	Potassium	EPA 6010D	10155950	Metals	12/12/2022
1125	Potassium	EPA 6020B	10156420	Metals	12/12/2022
2965	Radium-226	EPA 903.0	10309407	Radiochemistry	7/1/2013
2970	Radium-228	EPA 904.0	10309805	Radiochemistry	7/1/2013
2970	Radium-228	EPA 9320	10208603	Radiochemistry	7/1/2013
1140	Selenium	EPA 200.7	10013806	Metals	7/1/2013
1140	Selenium	EPA 200.8	10014605	Metals	7/1/2013
1140	Selenium	EPA 6010D	10155950	Metals	12/12/2022
1140	Selenium	EPA 6020B	10156420	Metals	12/12/2022
1990	Silica as SiO2	EPA 200.7	10013806	Metals	6/12/2023
1145	Silicon	EPA 6010D	10155950	Metals	6/12/2023
1150	Silver	EPA 200.7	10013806	Metals	7/1/2013
1150	Silver	EPA 200.8	10014605	Metals	7/1/2013
1150	Silver	EPA 6010D	10155950	Metals	12/12/2022
1150	Silver	EPA 6020B	10156420	Metals	12/12/2022
1155	Sodium	EPA 200.7	10013806	Metals	7/1/2013
1155	Sodium	EPA 6010D	10155950	Metals	12/12/2022
1155	Sodium	EPA 6020B	10156420	Metals	12/12/2022
1160	Strontium	EPA 200.7	10013806	Metals	7/1/2013
1160	Strontium	EPA 6010D	10155950	Metals	12/12/2022
1160	Strontium	EPA 6020B	10156420	Metals	12/12/2022
3005	Strontium-90	DOE Sr-03-RC	90009806	Radiochemistry	7/1/2013
3005	Strontium-90	EPA 905.0	10310006	Radiochemistry	7/1/2013
1165	Thallium	EPA 200.7	10013806	Metals	7/1/2013
1165	Thallium	EPA 200.8	10014605	Metals	7/1/2013
1165	Thallium	EPA 6010D	10155950	Metals	12/12/2022
1165	Thallium	EPA 6020B	10156420	Metals	12/12/2022
1170	Thorium	EPA 200.8	10014605	Metals	7/1/2013
1170	Thorium	EPA 6020B	10156420	Metals	12/12/2022
1175	Tin	EPA 200.7	10013806	Metals	7/1/2013
1175	Tin	EPA 6010D	10155950	Metals	12/12/2022
1175	Tin	EPA 6020B	10156420	Metals	12/12/2022

Laboratory Scope of Accreditation

Attachment to Certificate #: E87689-72, expiration date June 30, 2024. This listing of accredited analytes should be used only when associated with a valid certificate.

State Laboratory ID: **E87689** EPA Lab Code: **MO00054** **(314) 298-8566**

E87689
Eurofins St. Louis
13715 Rider Trail North
Earth City, MO 63045

Matrix: **Non-Potable Water**

Analyte#	Analyte	Method/Tech	Method Code	Category	Effective Date
1180	Titanium	EPA 200.7	10013806	Metals	7/1/2013
1180	Titanium	EPA 6010D	10155950	Metals	12/12/2022
1180	Titanium	EPA 6020B	10156420	Metals	12/12/2022
2975	Total radium	EPA 903.0	10309407	Radiochemistry	4/21/2020
2975	Total radium	EPA 9315	10311009	Radiochemistry	7/1/2013
3030	Tritium	EPA 906.0	10310200	Radiochemistry	7/1/2013
1184	Uranium (mass)	EPA 200.8	10014605	Metals	7/1/2013
1184	Uranium (mass)	EPA 6020B	10156420	Metals	12/12/2022
1185	Vanadium	EPA 200.7	10013806	General Chemistry,Metals	7/1/2013
1185	Vanadium	EPA 200.8	10014605	Metals	7/1/2013
1185	Vanadium	EPA 6010D	10155950	Metals	12/12/2022
1185	Vanadium	EPA 6020B	10156420	Metals	12/12/2022
1190	Zinc	EPA 200.7	10013806	General Chemistry,Metals	7/1/2013
1190	Zinc	EPA 200.8	10014605	Metals	7/1/2013
1190	Zinc	EPA 6010D	10155950	Metals	12/12/2022
1190	Zinc	EPA 6020B	10156420	Metals	12/12/2022

Attachment to Certificate #: E87689-72, expiration date June 30, 2024. This listing of accredited analytes should be used only when associated with a valid certificate.

State Laboratory ID: **E87689** EPA Lab Code: **MO00054** **(314) 298-8566**

E87689
Eurofins St. Louis
13715 Rider Trail North
Earth City, MO 63045

Matrix: **Solid and Chemical Materials**

Analyte#	Analyte	Method/Tech	Method Code	Category	Effective Date
1000	Aluminum	EPA 6010D	10155950	Metals	12/12/2022
1000	Aluminum	EPA 6020B	10156420	Metals	12/12/2022
1005	Antimony	EPA 6010D	10155950	Metals	12/12/2022
1005	Antimony	EPA 6020B	10156420	Metals	12/12/2022
1010	Arsenic	EPA 6010D	10155950	Metals	12/12/2022
1010	Arsenic	EPA 6020B	10156420	Metals	12/12/2022
1015	Barium	EPA 6010D	10155950	Metals	12/12/2022
1015	Barium	EPA 6020B	10156420	Metals	12/12/2022
1020	Beryllium	EPA 6010D	10155950	Metals	12/12/2022
1020	Beryllium	EPA 6020B	10156420	Metals	12/12/2022
1025	Boron	EPA 6010D	10155950	Metals	12/12/2022
1025	Boron	EPA 6020B	10156420	Metals	12/12/2022
1030	Cadmium	EPA 6010D	10155950	Metals	12/12/2022
1030	Cadmium	EPA 6020B	10156420	Metals	12/12/2022
1035	Calcium	EPA 6010D	10155950	Metals	12/12/2022
1035	Calcium	EPA 6020B	10156420	Metals	12/12/2022
1040	Chromium	EPA 6010D	10155950	Metals	12/12/2022
1040	Chromium	EPA 6020B	10156420	Metals	12/12/2022
1050	Cobalt	EPA 6010D	10155950	Metals	12/12/2022
1050	Cobalt	EPA 6020B	10156420	Metals	12/12/2022
1055	Copper	EPA 6010D	10155950	Metals	12/12/2022
1055	Copper	EPA 6020B	10156420	Metals	12/12/2022
2830	Gross Alpha	EPA 9310	10310802	Radiochemistry	7/1/2013
2840	Gross Beta	EPA 9310	10310802	Radiochemistry	7/1/2013
1070	Iron	EPA 6010D	10155950	Metals	12/12/2022
1070	Iron	EPA 6020B	10156420	Metals	12/12/2022
1075	Lead	EPA 6010D	10155950	Metals	12/12/2022
1075	Lead	EPA 6020B	10156420	Metals	12/12/2022
1080	Lithium	EPA 6010D	10155950	Metals	12/12/2022
1085	Magnesium	EPA 6010D	10155950	Metals	12/12/2022
1085	Magnesium	EPA 6020B	10156420	Metals	12/12/2022
1090	Manganese	EPA 6010D	10155950	Metals	12/12/2022
1090	Manganese	EPA 6020B	10156420	Metals	12/12/2022
1095	Mercury	EPA 7471B	10166457	Metals	12/12/2022
1100	Molybdenum	EPA 6010D	10155950	Metals	12/12/2022
1100	Molybdenum	EPA 6020B	10156420	Metals	12/12/2022

Laboratory Scope of Accreditation

Attachment to Certificate #: E87689-72, expiration date June 30, 2024. This listing of accredited analytes should be used only when associated with a valid certificate.

State Laboratory ID: **E87689** EPA Lab Code: **MO00054** **(314) 298-8566**

E87689
Eurofins St. Louis
13715 Rider Trail North
Earth City, MO 63045

Matrix: **Solid and Chemical Materials**

Analyte#	Analyte	Method/Tech	Method Code	Category	Effective Date
1105	Nickel	EPA 6010D	10155950	Metals	12/12/2022
1105	Nickel	EPA 6020B	10156420	Metals	12/12/2022
1125	Potassium	EPA 6010D	10155950	Metals	12/12/2022
1125	Potassium	EPA 6020B	10156420	Metals	12/12/2022
2970	Radium-228	EPA 9320	10208603	Radiochemistry	7/1/2013
1140	Selenium	EPA 6010D	10155950	Metals	12/12/2022
1140	Selenium	EPA 6020B	10156420	Metals	12/12/2022
1145	Silicon	EPA 6010D	10155950	Metals	12/12/2022
1150	Silver	EPA 6010D	10155950	Metals	12/12/2022
1150	Silver	EPA 6020B	10156420	Metals	12/12/2022
1155	Sodium	EPA 6010D	10155950	Metals	12/12/2022
1155	Sodium	EPA 6020B	10156420	Metals	12/12/2022
1160	Strontium	EPA 6010D	10155950	Metals	12/12/2022
1160	Strontium	EPA 6020B	10156420	Metals	12/12/2022
1165	Thallium	EPA 6010D	10155950	Metals	12/12/2022
1165	Thallium	EPA 6020B	10156420	Metals	12/12/2022
1175	Tin	EPA 6010D	10155950	Metals	12/12/2022
1175	Tin	EPA 6020B	10156420	Metals	12/12/2022
1180	Titanium	EPA 6010D	10155950	Metals	12/12/2022
1180	Titanium	EPA 6020B	10156420	Metals	12/12/2022
2975	Total radium	EPA 9315	10311009	Radiochemistry	7/1/2013
1184	Uranium (mass)	EPA 6020B	10156420	Metals	12/12/2022
1185	Vanadium	EPA 6010D	10155950	Metals	12/12/2022
1185	Vanadium	EPA 6020B	10156420	Metals	12/12/2022
1190	Zinc	EPA 6010D	10155950	Metals	12/12/2022
1190	Zinc	EPA 6020B	10156420	Metals	12/12/2022

State of Florida
Department of Health, Bureau of Public Health Laboratories
This is to certify that

E83018

EUROFINS ORLANDO
481 NEWBURYPORT AVENUE
ALTAMONTE SPRINGS, FL 32701

has complied with Florida Administrative Code 64E-1,
for the examination of environmental samples in the following categories

DRINKING WATER - GROUP I UNREGULATED CONTAMINANTS, DRINKING WATER - GROUP II UNREGULATED CONTAMINANTS, DRINKING WATER - MICROBIOLOGY, DRINKING WATER - OTHER REGULATED CONTAMINANTS, DRINKING WATER - PRIMARY INORGANIC CONTAMINANTS, DRINKING WATER - SECONDARY INORGANIC CONTAMINANTS, DRINKING WATER - SYNTHETIC ORGANIC CONTAMINANTS, NON-POTABLE WATER - EXTRACTABLE ORGANICS, NON-POTABLE WATER - GENERAL CHEMISTRY, NON-POTABLE WATER - METALS, NON-POTABLE WATER - MICROBIOLOGY, NON-POTABLE WATER - PESTICIDES-HERBICIDES-PCB'S, NON-POTABLE WATER - VOLATILE ORGANICS, SOLID AND CHEMICAL MATERIALS - EXTRACTABLE ORGANICS, SOLID AND CHEMICAL MATERIALS - GENERAL CHEMISTRY, SOLID AND CHEMICAL MATERIALS - METALS, SOLID AND CHEMICAL MATERIALS - MICROBIOLOGY, SOLID AND CHEMICAL MATERIALS - PESTICIDES-HERBICIDES-PCB'S, SOLID AND CHEMICAL MATERIALS - VOLATILE ORGANICS

Continued certification is contingent upon successful on-going compliance with the NELAC Standards and FAC Rule 64E-1 regulations. Specific methods and analytes certified are cited on the Laboratory Scope of Accreditation for this laboratory and are on file at the Bureau of Public Health Laboratories, P. O. Box 210, Jacksonville, Florida 32231. Clients and customers are urged to verify with this agency the laboratory's certification status in Florida for particular methods and analytes.

Date Issued: March 28, 2024 Expiration Date: June 30, 2024

Marie-Claire Rowlinson, PhD, D(ABMM)
Bureau of Public Health Laboratories
DH Form 1697, 7/04
NON-TRANSFERABLE E83018-98-03/28/2024
Supersedes all previously issued certificates

Attachment to Certificate #: E83018-98, expiration date June 30, 2024. This listing of accredited analytes should be used only when associated with a valid certificate.

State Laboratory ID: E83018 **EPA Lab Code: FL00091** **(407) 339-5984**

E83018
Eurofins Orlando
481 Newburyport Avenue
Altamonte Springs, FL 32701

Matrix: Drinking Water

Analyte#	Analyte	Method/Tech	Method Code	Category	Effective Date
5105	1,1,1,2-Tetrachloroethane	EPA 524.2	10088809	Group II Unregulated Contaminants	6/1/2001
5160	1,1,1-Trichloroethane	EPA 524.2	10088809	Other Regulated Contaminants	2/14/2023
5110	1,1,2,2-Tetrachloroethane	EPA 524.2	10088809	Group II Unregulated Contaminants	6/1/2001
5165	1,1,2-Trichloroethane	EPA 524.2	10088809	Other Regulated Contaminants	6/1/2001
4630	1,1-Dichloroethane	EPA 524.2	10088809	Group II Unregulated Contaminants	6/1/2001
4640	1,1-Dichloroethylene	EPA 524.2	10088809	Other Regulated Contaminants	6/1/2001
4670	1,1-Dichloropropene	EPA 524.2	10088809	Group II Unregulated Contaminants	6/1/2001
5180	1,2,3-Trichloropropane	EPA 504.1	10082801	Group II Unregulated Contaminants	3/14/2003
5155	1,2,4-Trichlorobenzene	EPA 524.2	10088809	Other Regulated Contaminants	6/8/2006
5210	1,2,4-Trimethylbenzene	EPA 524.2	10088809	Group II Unregulated Contaminants	6/1/2001
4570	1,2-Dibromo-3-chloropropane (DBCP)	EPA 504.1	10082801	Synthetic Organic Contaminants	6/1/2001
4585	1,2-Dibromoethane (EDB, Ethylene dibromide)	EPA 504.1	10082801	Synthetic Organic Contaminants	6/1/2001
4610	1,2-Dichlorobenzene	EPA 524.2	10088809	Other Regulated Contaminants	6/1/2001
4635	1,2-Dichloroethane	EPA 524.2	10088809	Other Regulated Contaminants	6/1/2001
4655	1,2-Dichloropropane	EPA 524.2	10088809	Other Regulated Contaminants	6/1/2001
5215	1,3,5-Trimethylbenzene	EPA 524.2	10088809	Group II Unregulated Contaminants	6/1/2001
4615	1,3-Dichlorobenzene	EPA 524.2	10088809	Group II Unregulated Contaminants	6/1/2001
4660	1,3-Dichloropropane	EPA 524.2	10088809	Group II Unregulated Contaminants	6/1/2001
4620	1,4-Dichlorobenzene	EPA 524.2	10088809	Other Regulated Contaminants	9/12/2006
8545	2,4-D	EPA 515.4	10088503	Synthetic Organic Contaminants	1/2/2007
4410	2-Butanone (Methyl ethyl ketone, MEK)	EPA 524.2	10088809	Group II Unregulated Contaminants	6/1/2001
4535	2-Chlorotoluene	EPA 524.2	10088809	Group II Unregulated Contaminants	1/28/2013
4860	2-Hexanone	EPA 524.2	10088809	Group II Unregulated Contaminants	6/1/2001
4540	4-Chlorotoluene	EPA 524.2	10088809	Group II Unregulated Contaminants	6/1/2001
4995	4-Methyl-2-pentanone (MIBK)	EPA 524.2	10088809	Group II Unregulated Contaminants	6/1/2001
4315	Acetone	EPA 524.2	10088809	Group II Unregulated Contaminants	6/1/2001
7005	Alachlor	EPA 525.2	10090003	Synthetic Organic Contaminants	7/1/2023
7010	Aldicarb (Temik)	EPA 531.1	10091006	Group I Unregulated Contaminants	6/1/2001
7015	Aldicarb sulfone	EPA 531.1	10091006	Group I Unregulated Contaminants	6/1/2001
7020	Aldicarb sulfoxide	EPA 531.1	10091006	Group I Unregulated Contaminants	4/23/2015
7025	Aldrin	EPA 505	10083406	Group I Unregulated Contaminants	6/1/2001
1000	Aluminum	EPA 200.8	10014605	Secondary Inorganic Contaminants	3/1/2002
1005	Antimony	EPA 200.8	10014605	Primary Inorganic Contaminants	6/1/2001
1010	Arsenic	EPA 200.8	10014605	Primary Inorganic Contaminants	6/1/2001
7065	Atrazine	EPA 525.2	10090003	Synthetic Organic Contaminants	7/1/2023
1015	Barium	EPA 200.8	10014605	Primary Inorganic Contaminants	6/1/2001

Attachment to Certificate #: E83018-98, expiration date June 30, 2024. This listing of accredited analytes should be used only when associated with a valid certificate.

State Laboratory ID: E83018 **EPA Lab Code: FL00091** **(407) 339-5984**

E83018
Eurofins Orlando
481 Newburyport Avenue
Altamonte Springs, FL 32701

Matrix: Drinking Water

Analyte#	Analyte	Method/Tech	Method Code	Category	Effective Date
4375	Benzene	EPA 524.2	10088809	Other Regulated Contaminants	6/1/2001
5580	Benzo(a)pyrene	EPA 525.2	10090003	Synthetic Organic Contaminants	7/1/2023
1020	Beryllium	EPA 200.8	10014605	Primary Inorganic Contaminants	3/1/2002
1535	Bromate	EPA 300.1	10275602	Primary Inorganic Contaminants	4/23/2015
1540	Bromide	EPA 300.1	10275602	Primary Inorganic Contaminants	4/23/2015
9312	Bromoacetic acid	EPA 552.3	10239608	Group I Unregulated Contaminants	4/23/2015
4385	Bromobenzene	EPA 524.2	10088809	Group II Unregulated Contaminants	6/1/2001
4390	Bromochloromethane	EPA 524.2	10088809	Group II Unregulated Contaminants	6/1/2001
4395	Bromodichloromethane	EPA 524.2	10088809	Other Regulated Contaminants,Group II Unregulated Contaminants	6/1/2001
4400	Bromoform	EPA 524.2	10088809	Other Regulated Contaminants,Group II Unregulated Contaminants	6/1/2001
1030	Cadmium	EPA 200.8	10014605	Primary Inorganic Contaminants	6/1/2001
1035	Calcium	EPA 200.7	10013806	Primary Inorganic Contaminants	6/1/2001
7205	Carbofuran (Furadan)	EPA 531.1	10091006	Synthetic Organic Contaminants	6/1/2001
4450	Carbon disulfide	EPA 524.2	10088809	Group II Unregulated Contaminants	6/1/2001
4455	Carbon tetrachloride	EPA 524.2	10088809	Other Regulated Contaminants	6/1/2001
1570	Chlorate	EPA 300.1	10275602	Primary Inorganic Contaminants	4/23/2015
7250	Chlordane (tech.)	EPA 505	10083406	Synthetic Organic Contaminants	6/1/2001
1575	Chloride	EPA 300.0	10053200	Secondary Inorganic Contaminants	6/1/2001
1595	Chlorite	EPA 300.1	10275602	Primary Inorganic Contaminants	4/23/2015
9336	Chloroacetic acid	EPA 552.3	10239608	Group I Unregulated Contaminants	4/23/2015
4475	Chlorobenzene	EPA 524.2	10088809	Other Regulated Contaminants	6/1/2001
4485	Chloroethane	EPA 524.2	10088809	Group II Unregulated Contaminants	6/1/2001
4505	Chloroform	EPA 524.2	10088809	Other Regulated Contaminants,Group II Unregulated Contaminants	6/1/2001
1040	Chromium	EPA 200.8	10014605	Primary Inorganic Contaminants	6/1/2001
4645	cis-1,2-Dichloroethylene	EPA 524.2	10088809	Other Regulated Contaminants	6/1/2001
4680	cis-1,3-Dichloropropene	EPA 524.2	10088809	Group II Unregulated Contaminants	6/1/2001
1605	Color	SM 2120 B-2011	20039310	Secondary Inorganic Contaminants	2/6/2023
1055	Copper	EPA 200.8	10014605	Primary Inorganic Contaminants,Secondary Inorganic Contaminants	6/1/2001
8555	Dalapon	EPA 515.4	10088503	Synthetic Organic Contaminants	1/2/2007
6065	Di(2-ethylhexyl) phthalate (DEHP)	EPA 525.2	10090003	Synthetic Organic Contaminants	7/1/2023
6062	Di(2-ethylhexyl)adipate	EPA 525.2	10090003	Synthetic Organic Contaminants	7/1/2023
9357	Dibromoacetic acid	EPA 552.3	10239608	Group I Unregulated Contaminants	4/23/2015

Attachment to Certificate #: E83018-98, expiration date June 30, 2024. This listing of accredited analytes should be used only when associated with a valid certificate.

State Laboratory ID: E83018 **EPA Lab Code: FL00091** **(407) 339-5984**

E83018
Eurofins Orlando
481 Newburyport Avenue
Altamonte Springs, FL 32701

Matrix: Drinking Water

Analyte#	Analyte	Method/Tech	Method Code	Category	Effective Date
4575	Dibromochloromethane	EPA 524.2	10088809	Other Regulated Contaminants,Group II Unregulated Contaminants	6/1/2001
4595	Dibromomethane	EPA 524.2	10088809	Group II Unregulated Contaminants	6/1/2001
9360	Dichloroacetic acid	EPA 552.3	10239608	Group I Unregulated Contaminants	4/23/2015
4625	Dichlorodifluoromethane	EPA 524.2	10088809	Group II Unregulated Contaminants	6/1/2001
7470	Dieldrin	EPA 505	10083406	Group I Unregulated Contaminants	6/1/2001
8620	Dinoseb (2-sec-butyl-4,6-dinitrophenol, DNBP)	EPA 515.4	10088503	Synthetic Organic Contaminants	1/2/2007
9390	Diquat	EPA 549.2	10093400	Synthetic Organic Contaminants	6/1/2001
7525	Endothall	EPA 548.1	10092805	Synthetic Organic Contaminants	6/1/2001
7540	Endrin	EPA 505	10083406	Synthetic Organic Contaminants	6/1/2001
2525	Escherichia coli	SM 9223 B	20037676	Microbiology	1/6/2015
4765	Ethylbenzene	EPA 524.2	10088809	Other Regulated Contaminants	6/1/2001
1730	Fluoride	EPA 300.0	10053200	Primary Inorganic Contaminants,Secondary Inorganic Contaminants	6/1/2001
7120	gamma-BHC (Lindane, gamma-Hexachlorocyclohexane)	EPA 505	10083406	Synthetic Organic Contaminants	6/1/2001
9411	Glyphosate	EPA 547	10092009	Synthetic Organic Contaminants	6/1/2001
7685	Heptachlor	EPA 505	10083406	Synthetic Organic Contaminants	6/1/2001
7690	Heptachlor epoxide	EPA 505	10083406	Synthetic Organic Contaminants	6/1/2001
2555	Heterotrophic plate count	SM 9215 B	20179811	Microbiology	8/19/2020
6275	Hexachlorobenzene	EPA 505	10083406	Synthetic Organic Contaminants	6/1/2001
4835	Hexachlorobutadiene	EPA 524.2	10088809	Group II Unregulated Contaminants	6/1/2001
6285	Hexachlorocyclopentadiene	EPA 505	10083406	Synthetic Organic Contaminants	6/8/2006
4840	Hexachloroethane	EPA 524.2	10088809	Group II Unregulated Contaminants	6/1/2001
4870	Iodomethane (Methyl iodide)	EPA 524.2	10088809	Group II Unregulated Contaminants	6/1/2001
1070	Iron	EPA 200.7	10013806	Secondary Inorganic Contaminants	6/1/2001
4900	Isopropylbenzene	EPA 524.2	10088809	Group II Unregulated Contaminants	6/1/2001
1075	Lead	EPA 200.8	10014605	Primary Inorganic Contaminants	6/1/2001
2556	Legionella pneumophila	FCL SOP 1.85 / Legiolert-Elite	60039396	Microbiology	4/16/2018
1085	Magnesium	EPA 200.7	10013806	Primary Inorganic Contaminants	4/9/2009
1090	Manganese	EPA 200.7	10013806	Secondary Inorganic Contaminants	6/1/2001
1095	Mercury	EPA 245.1	10036609	Primary Inorganic Contaminants	6/1/2001
7805	Methomyl (Lannate)	EPA 531.1	10091006	Group I Unregulated Contaminants	10/23/2003
7810	Methoxychlor	EPA 505	10083406	Synthetic Organic Contaminants	6/1/2001
4960	Methyl chloride (Chloromethane)	EPA 524.2	10088809	Group II Unregulated Contaminants	6/1/2001
5000	Methyl tert-butyl ether (MTBE)	EPA 524.2	10088809	Group II Unregulated Contaminants	6/1/2001

Laboratory Scope of Accreditation

Attachment to Certificate #: E83018-98, expiration date June 30, 2024. This listing of accredited analytes should be used only when associated with a valid certificate.

State Laboratory ID: E83018 **EPA Lab Code: FL00091** **(407) 339-5984**

E83018
Eurofins Orlando
481 Newburyport Avenue
Altamonte Springs, FL 32701

Matrix: Drinking Water

Analyte#	Analyte	Method/Tech	Method Code	Category	Effective Date
4975	Methylene chloride	EPA 524.2	10088809	Other Regulated Contaminants	6/1/2001
4435	n-Butylbenzene	EPA 524.2	10088809	Group II Unregulated Contaminants	6/1/2001
1105	Nickel	EPA 200.8	10014605	Primary Inorganic Contaminants	6/1/2001
1805	Nitrate	EPA 300.0	10053200	Primary Inorganic Contaminants	6/1/2001
1810	Nitrate as N	EPA 353.2	10067604	Primary Inorganic Contaminants	3/29/2006
1835	Nitrite	EPA 300.0	10053200	Primary Inorganic Contaminants	6/1/2001
1840	Nitrite as N	EPA 353.2	10067604	Primary Inorganic Contaminants	3/29/2006
5090	n-Propylbenzene	EPA 524.2	10088809	Group II Unregulated Contaminants	6/1/2001
1855	Odor	SM 2150 B	20043805	Secondary Inorganic Contaminants	6/1/2001
1870	Orthophosphate as P	EPA 300.0	10053200	Primary Inorganic Contaminants	6/1/2001
7940	Oxamyl	EPA 531.1	10091006	Synthetic Organic Contaminants	6/1/2001
8872	PCB Screen as AROCLORS	EPA 505	10083406	Synthetic Organic Contaminants	4/6/2011
6605	Pentachlorophenol	EPA 515.4	10088503	Synthetic Organic Contaminants	1/2/2007
1900	pH	SM 4500-H+ B-2011	20105220	Primary Inorganic Contaminants	2/6/2023
8645	Picloram	EPA 515.4	10088503	Synthetic Organic Contaminants	1/2/2007
4910	p-Isopropyltoluene	EPA 524.2	10088809	Group II Unregulated Contaminants	6/1/2001
1955	Residue-filterable (TDS)	SM 2540 C-2015	20050435	Secondary Inorganic Contaminants	2/6/2023
4440	sec-Butylbenzene	EPA 524.2	10088809	Group II Unregulated Contaminants	6/1/2001
1140	Selenium	EPA 200.8	10014605	Primary Inorganic Contaminants	3/1/2002
1150	Silver	EPA 200.8	10014605	Secondary Inorganic Contaminants	6/1/2001
8650	Silvex (2,4,5-TP)	EPA 515.4	10088503	Synthetic Organic Contaminants	1/2/2007
8125	Simazine	EPA 525.2	10090003	Synthetic Organic Contaminants	7/1/2023
1155	Sodium	EPA 200.7	10013806	Primary Inorganic Contaminants	6/1/2001
5100	Styrene	EPA 524.2	10088809	Other Regulated Contaminants	6/1/2001
2000	Sulfate	EPA 300.0	10053200	Primary Inorganic Contaminants,Secondary Inorganic Contaminants	6/1/2001
2025	Surfactants - MBAS	SM 5540 C-2011	20145066	Secondary Inorganic Contaminants	2/6/2023
5115	Tetrachloroethylene (Perchloroethylene)	EPA 524.2	10088809	Other Regulated Contaminants	6/1/2001
1165	Thallium	EPA 200.8	10014605	Primary Inorganic Contaminants	6/1/2001
5140	Toluene	EPA 524.2	10088809	Other Regulated Contaminants	6/1/2001
2500	Total coliforms	SM 9223 B	20037676	Microbiology	1/6/2015
1645	Total cyanide	SM 4500-CN$^-$ E-2016	20096439	Primary Inorganic Contaminants	2/6/2023
9414	Total haloacetic acids (HAA5)	EPA 552.3	10239608	Synthetic Organic Contaminants	5/3/2017
1825	Total nitrate-nitrite	EPA 353.2	10067604	Primary Inorganic Contaminants	3/29/2006
2040	Total organic carbon	SM 5310 C-2014	20138834	Primary Inorganic Contaminants	2/6/2023
5205	Total trihalomethanes	EPA 524.2	10088809	Other Regulated Contaminants	6/1/2001

Laboratory Scope of Accreditation

Attachment to Certificate #: E83018-98, expiration date June 30, 2024. This listing of accredited analytes should be used only when associated with a valid certificate.

State Laboratory ID: E83018 **EPA Lab Code: FL00091** **(407) 339-5984**

E83018
Eurofins Orlando
481 Newburyport Avenue
Altamonte Springs, FL 32701

Matrix: Drinking Water

Analyte#	Analyte	Method/Tech	Method Code	Category	Effective Date
8250	Toxaphene (Chlorinated camphene)	EPA 505	10083406	Synthetic Organic Contaminants	6/1/2001
4700	trans-1,2-Dichloroethylene	EPA 524.2	10088809	Other Regulated Contaminants	6/1/2001
4685	trans-1,3-Dichloropropene	EPA 524.2	10088809	Group II Unregulated Contaminants	12/6/2019
9642	Trichloroacetic acid	EPA 552.3	10239608	Group I Unregulated Contaminants	4/23/2015
5170	Trichloroethene (Trichloroethylene)	EPA 524.2	10088809	Other Regulated Contaminants	6/1/2001
5175	Trichlorofluoromethane	EPA 524.2	10088809	Group II Unregulated Contaminants	6/1/2001
2055	Turbidity	EPA 180.1	10011800	Secondary Inorganic Contaminants	3/14/2003
1185	Vanadium	EPA 200.8	10014605	Secondary Inorganic Contaminants	11/10/2005
5235	Vinyl chloride	EPA 524.2	10088809	Other Regulated Contaminants	6/1/2001
5260	Xylene (total)	EPA 524.2	10088809	Other Regulated Contaminants	6/1/2001
1190	Zinc	EPA 200.8	10014605	Secondary Inorganic Contaminants	6/1/2001

Attachment to Certificate #: E83018-98, expiration date June 30, 2024. This listing of accredited analytes should be used only when associated with a valid certificate.

State Laboratory ID: E83018 **EPA Lab Code: FL00091** **(407) 339-5984**

E83018
Eurofins Orlando
481 Newburyport Avenue
Altamonte Springs, FL 32701

Matrix: Non-Potable Water

Analyte#	Analyte	Method/Tech	Method Code	Category	Effective Date
5105	1,1,1,2-Tetrachloroethane	EPA 8260D	10307127	Volatile Organics	2/15/2023
5160	1,1,1-Trichloroethane	EPA 624.1	10298121	Volatile Organics	1/25/2018
5160	1,1,1-Trichloroethane	EPA 8260D	10307127	Volatile Organics	2/15/2023
5110	1,1,2,2-Tetrachloroethane	EPA 624.1	10298121	Volatile Organics	1/25/2018
5110	1,1,2,2-Tetrachloroethane	EPA 8260D	10307127	Volatile Organics	2/15/2023
5185	1,1,2-Trichloro-1,2,2-trifluoroethane (Freon 113)	EPA 8260D	10307127	Volatile Organics	4/11/2023
5165	1,1,2-Trichloroethane	EPA 624.1	10298121	Volatile Organics	1/25/2018
5165	1,1,2-Trichloroethane	EPA 8260D	10307127	Volatile Organics	2/15/2023
4630	1,1-Dichloroethane	EPA 624.1	10298121	Volatile Organics	1/25/2018
4630	1,1-Dichloroethane	EPA 8260D	10307127	Volatile Organics	2/15/2023
4640	1,1-Dichloroethylene	EPA 624.1	10298121	Volatile Organics	1/25/2018
4640	1,1-Dichloroethylene	EPA 8260D	10307127	Volatile Organics	2/15/2023
4670	1,1-Dichloropropene	EPA 8260D	10307127	Volatile Organics	2/15/2023
5150	1,2,3-Trichlorobenzene	EPA 8260D	10307127	Volatile Organics	2/15/2023
5180	1,2,3-Trichloropropane	EPA 8260D	10307127	Volatile Organics	2/15/2023
5182	1,2,3-Trimethylbenzene	EPA 8260D	10307127	Volatile Organics	10/27/2023
5155	1,2,4-Trichlorobenzene	EPA 625.1	10300024	Extractable Organics	1/25/2018
5155	1,2,4-Trichlorobenzene	EPA 8260D	10307127	Volatile Organics	2/15/2023
5155	1,2,4-Trichlorobenzene	EPA 8270E	10242543	Extractable Organics	2/15/2023
5210	1,2,4-Trimethylbenzene	EPA 8260D	10307127	Volatile Organics	2/15/2023
4570	1,2-Dibromo-3-chloropropane (DBCP)	EPA 8011	10173009	Volatile Organics	1/6/2015
4570	1,2-Dibromo-3-chloropropane (DBCP)	EPA 8260D	10307127	Volatile Organics	2/15/2023
4585	1,2-Dibromoethane (EDB, Ethylene dibromide)	EPA 8011	10173009	Volatile Organics	1/6/2015
4585	1,2-Dibromoethane (EDB, Ethylene dibromide)	EPA 8260D	10307127	Volatile Organics	2/15/2023
4610	1,2-Dichlorobenzene	EPA 624.1	10298121	Volatile Organics	1/25/2018
4610	1,2-Dichlorobenzene	EPA 8260D	10307127	Volatile Organics	2/15/2023
4610	1,2-Dichlorobenzene	EPA 8270E	10242543	Extractable Organics	2/15/2023
4635	1,2-Dichloroethane	EPA 624.1	10298121	Volatile Organics	1/25/2018
4635	1,2-Dichloroethane	EPA 8260D	10307127	Volatile Organics	2/15/2023
4655	1,2-Dichloropropane	EPA 624.1	10298121	Volatile Organics	1/25/2018
4655	1,2-Dichloropropane	EPA 8260D	10307127	Volatile Organics	2/15/2023
6411	1,2-Diphenylhydrazine (as Azobenzene)	EPA 625.1	10300024	Extractable Organics	1/25/2018
5215	1,3,5-Trimethylbenzene	EPA 8260D	10307127	Volatile Organics	2/15/2023
4615	1,3-Dichlorobenzene	EPA 624.1	10298121	Volatile Organics	1/25/2018
4615	1,3-Dichlorobenzene	EPA 8260D	10307127	Volatile Organics	2/15/2023

Laboratory Scope of Accreditation

Attachment to Certificate #: E83018-98, expiration date June 30, 2024. This listing of accredited analytes should be used only when associated with a valid certificate.

State Laboratory ID: E83018 **EPA Lab Code: FL00091** **(407) 339-5984**

E83018
Eurofins Orlando
481 Newburyport Avenue
Altamonte Springs, FL 32701

Matrix: Non-Potable Water

Analyte#	Analyte	Method/Tech	Method Code	Category	Effective Date
4615	1,3-Dichlorobenzene	EPA 8270E	10242543	Extractable Organics	2/15/2023
4660	1,3-Dichloropropane	EPA 8260D	10307127	Volatile Organics	2/15/2023
4620	1,4-Dichlorobenzene	EPA 624.1	10298121	Volatile Organics	1/25/2018
4620	1,4-Dichlorobenzene	EPA 8260D	10307127	Volatile Organics	2/15/2023
4620	1,4-Dichlorobenzene	EPA 8270E	10242543	Extractable Organics	2/15/2023
4735	1,4-Dioxane (1,4-Diethyleneoxide)	EPA 8260D	10307127	Volatile Organics	4/11/2023
6380	1-Methylnaphthalene	EPA 8270E	10242543	Extractable Organics	2/15/2023
4665	2,2-Dichloropropane	EPA 8260D	10307127	Volatile Organics	2/15/2023
4659	2,2'-Oxybis(1-chloropropane),bis(2-Chloro-1-methylethyl)ether (fka bis(2-Chloroisopropyl) ether	EPA 625.1	10300024	Extractable Organics	1/25/2018
4659	2,2'-Oxybis(1-chloropropane),bis(2-Chloro-1-methylethyl)ether (fka bis(2-Chloroisopropyl) ether	EPA 8270E	10242543	Extractable Organics	2/15/2023
8655	2,4,5-T	EPA 8151A	10183207	Pesticides-Herbicides-PCB's	2/15/2023
6835	2,4,5-Trichlorophenol	EPA 8270E	10242543	Extractable Organics	2/15/2023
6840	2,4,6-Trichlorophenol	EPA 625.1	10300024	Extractable Organics	1/25/2018
6840	2,4,6-Trichlorophenol	EPA 8270E	10242543	Extractable Organics	2/15/2023
8545	2,4-D	EPA 8151A	10183207	Pesticides-Herbicides-PCB's	2/15/2023
8560	2,4-DB	EPA 8151A	10183207	Pesticides-Herbicides-PCB's	2/15/2023
6000	2,4-Dichlorophenol	EPA 625.1	10300024	Extractable Organics	1/25/2018
6000	2,4-Dichlorophenol	EPA 8270E	10242543	Extractable Organics	2/15/2023
6130	2,4-Dimethylphenol	EPA 625.1	10300024	Extractable Organics	1/25/2018
6130	2,4-Dimethylphenol	EPA 8270E	10242543	Extractable Organics	2/15/2023
6175	2,4-Dinitrophenol	EPA 625.1	10300024	Extractable Organics	1/25/2018
6175	2,4-Dinitrophenol	EPA 8270E	10242543	Extractable Organics	2/15/2023
6185	2,4-Dinitrotoluene (2,4-DNT)	EPA 625.1	10300024	Extractable Organics	1/25/2018
6185	2,4-Dinitrotoluene (2,4-DNT)	EPA 8270E	10242543	Extractable Organics	2/15/2023
6190	2,6-Dinitrotoluene (2,6-DNT)	EPA 625.1	10300024	Extractable Organics	1/25/2018
6190	2,6-Dinitrotoluene (2,6-DNT)	EPA 8270E	10242543	Extractable Organics	2/15/2023
4410	2-Butanone (Methyl ethyl ketone, MEK)	EPA 8260D	10307127	Volatile Organics	2/15/2023
4500	2-Chloroethyl vinyl ether	EPA 624.1	10298121	Volatile Organics	1/25/2018
4500	2-Chloroethyl vinyl ether	EPA 8260D	10307127	Volatile Organics	2/15/2023
5795	2-Chloronaphthalene	EPA 625.1	10300024	Extractable Organics	1/25/2018
5795	2-Chloronaphthalene	EPA 8270E	10242543	Extractable Organics	2/15/2023
5800	2-Chlorophenol	EPA 625.1	10300024	Extractable Organics	1/25/2018
5800	2-Chlorophenol	EPA 8270E	10242543	Extractable Organics	2/15/2023
4535	2-Chlorotoluene	EPA 8260D	10307127	Volatile Organics	2/15/2023

Laboratory Scope of Accreditation

Attachment to Certificate #: E83018-98, expiration date June 30, 2024. This listing of accredited analytes should be used only when associated with a valid certificate.

State Laboratory ID: E83018 **EPA Lab Code: FL00091** **(407) 339-5984**

E83018
Eurofins Orlando
481 Newburyport Avenue
Altamonte Springs, FL 32701

Matrix: Non-Potable Water

Analyte#	Analyte	Method/Tech	Method Code	Category	Effective Date
4860	2-Hexanone	EPA 8260D	10307127	Volatile Organics	2/15/2023
6360	2-Methyl-4,6-dinitrophenol	EPA 625.1	10300024	Extractable Organics	1/25/2018
6360	2-Methyl-4,6-dinitrophenol	EPA 8270E	10242543	Extractable Organics	2/15/2023
6385	2-Methylnaphthalene	EPA 8270E	10242543	Extractable Organics	2/15/2023
6400	2-Methylphenol (o-Cresol)	EPA 8270E	10242543	Extractable Organics	2/15/2023
6490	2-Nitrophenol	EPA 625.1	10300024	Extractable Organics	1/25/2018
6490	2-Nitrophenol	EPA 8270E	10242543	Extractable Organics	2/15/2023
5945	3,3'-Dichlorobenzidine	EPA 625.1	10300024	Extractable Organics	1/25/2018
5945	3,3'-Dichlorobenzidine	EPA 8270E	10242543	Extractable Organics	2/15/2023
6412	3/4-Methylphenols (m/p-Cresols)	EPA 8270E	10242543	Extractable Organics	2/15/2023
7355	4,4'-DDD	EPA 608.3	10296614	Pesticides-Herbicides-PCB's	1/25/2018
7355	4,4'-DDD	EPA 8081B	10178811	Pesticides-Herbicides-PCB's	2/15/2023
7360	4,4'-DDE	EPA 608.3	10296614	Pesticides-Herbicides-PCB's	1/25/2018
7360	4,4'-DDE	EPA 8081B	10178811	Pesticides-Herbicides-PCB's	2/15/2023
7365	4,4'-DDT	EPA 608.3	10296614	Pesticides-Herbicides-PCB's	1/25/2018
7365	4,4'-DDT	EPA 8081B	10178811	Pesticides-Herbicides-PCB's	2/15/2023
5660	4-Bromophenyl phenyl ether	EPA 625.1	10300024	Extractable Organics	1/25/2018
5660	4-Bromophenyl phenyl ether	EPA 8270E	10242543	Extractable Organics	2/15/2023
5700	4-Chloro-3-methylphenol	EPA 625.1	10300024	Extractable Organics	1/25/2018
5700	4-Chloro-3-methylphenol	EPA 8270E	10242543	Extractable Organics	2/15/2023
5825	4-Chlorophenyl phenylether	EPA 625.1	10300024	Extractable Organics	1/25/2018
5825	4-Chlorophenyl phenylether	EPA 8270E	10242543	Extractable Organics	2/15/2023
4540	4-Chlorotoluene	EPA 8260D	10307127	Volatile Organics	2/15/2023
4995	4-Methyl-2-pentanone (MIBK)	EPA 8260D	10307127	Volatile Organics	2/15/2023
6500	4-Nitrophenol	EPA 625.1	10300024	Extractable Organics	1/25/2018
6500	4-Nitrophenol	EPA 8270E	10242543	Extractable Organics	2/15/2023
5500	Acenaphthene	EPA 625.1	10300024	Extractable Organics	1/25/2018
5500	Acenaphthene	EPA 8270E	10242543	Extractable Organics	2/15/2023
5505	Acenaphthylene	EPA 625.1	10300024	Extractable Organics	1/25/2018
5505	Acenaphthylene	EPA 8270E	10242543	Extractable Organics	2/15/2023
4315	Acetone	EPA 8260D	10307127	Volatile Organics	2/15/2023
4325	Acrolein (Propenal)	EPA 624.1	10298121	Volatile Organics	1/25/2018
4325	Acrolein (Propenal)	EPA 8260D	10307127	Volatile Organics	2/15/2023
4340	Acrylonitrile	EPA 624.1	10298121	Volatile Organics	1/25/2018
4340	Acrylonitrile	EPA 8260D	10307127	Volatile Organics	2/15/2023
7025	Aldrin	EPA 608.3	10296614	Pesticides-Herbicides-PCB's	1/25/2018

Laboratory Scope of Accreditation

Attachment to Certificate #: E83018-98, expiration date June 30, 2024. This listing of accredited analytes should be used only when associated with a valid certificate.

State Laboratory ID: E83018 **EPA Lab Code: FL00091** **(407) 339-5984**

E83018
Eurofins Orlando
481 Newburyport Avenue
Altamonte Springs, FL 32701

Matrix: Non-Potable Water

Analyte#	Analyte	Method/Tech	Method Code	Category	Effective Date
7025	Aldrin	EPA 8081B	10178811	Pesticides-Herbicides-PCB's	2/15/2023
1505	Alkalinity as CaCO3	SM 2320 B-2011	20045618	General Chemistry	2/6/2023
7110	alpha-BHC (alpha-Hexachlorocyclohexane)	EPA 608.3	10296614	Pesticides-Herbicides-PCB's	1/25/2018
7110	alpha-BHC (alpha-Hexachlorocyclohexane)	EPA 8081B	10178811	Pesticides-Herbicides-PCB's	2/15/2023
7240	alpha-Chlordane	EPA 608.3	10296614	Pesticides-Herbicides-PCB's	4/11/2023
7240	alpha-Chlordane	EPA 8081B	10178811	Pesticides-Herbicides-PCB's	4/11/2023
1000	Aluminum	EPA 200.7	10013806	Metals	4/11/2023
1000	Aluminum	EPA 200.8	10014605	Metals	6/1/2001
1000	Aluminum	EPA 6010D	10155950	Metals	4/11/2023
1000	Aluminum	EPA 6020B	10156420	Metals	2/15/2023
1515	Ammonia as N	EPA 350.1	10063602	General Chemistry	6/1/2001
5555	Anthracene	EPA 625.1	10300024	Extractable Organics	1/25/2018
5555	Anthracene	EPA 8270E	10242543	Extractable Organics	2/15/2023
1005	Antimony	EPA 200.7	10013806	Metals	4/11/2023
1005	Antimony	EPA 200.8	10014605	Metals	6/1/2001
1005	Antimony	EPA 6010D	10155950	Metals	4/11/2023
1005	Antimony	EPA 6020B	10156420	Metals	2/15/2023
8880	Aroclor-1016 (PCB-1016)	EPA 608.3	10296614	Pesticides-Herbicides-PCB's	1/25/2018
8880	Aroclor-1016 (PCB-1016)	EPA 8082A	10179358	Pesticides-Herbicides-PCB's	2/15/2023
8885	Aroclor-1221 (PCB-1221)	EPA 608.3	10296614	Pesticides-Herbicides-PCB's	1/25/2018
8885	Aroclor-1221 (PCB-1221)	EPA 8082A	10179358	Pesticides-Herbicides-PCB's	2/15/2023
8890	Aroclor-1232 (PCB-1232)	EPA 608.3	10296614	Pesticides-Herbicides-PCB's	1/25/2018
8890	Aroclor-1232 (PCB-1232)	EPA 8082A	10179358	Pesticides-Herbicides-PCB's	2/15/2023
8895	Aroclor-1242 (PCB-1242)	EPA 608.3	10296614	Pesticides-Herbicides-PCB's	1/25/2018
8895	Aroclor-1242 (PCB-1242)	EPA 8082A	10179358	Pesticides-Herbicides-PCB's	2/15/2023
8900	Aroclor-1248 (PCB-1248)	EPA 608.3	10296614	Pesticides-Herbicides-PCB's	1/25/2018
8900	Aroclor-1248 (PCB-1248)	EPA 8082A	10179358	Pesticides-Herbicides-PCB's	2/15/2023
8905	Aroclor-1254 (PCB-1254)	EPA 608.3	10296614	Pesticides-Herbicides-PCB's	1/25/2018
8905	Aroclor-1254 (PCB-1254)	EPA 8082A	10179358	Pesticides-Herbicides-PCB's	2/15/2023
8910	Aroclor-1260 (PCB-1260)	EPA 608.3	10296614	Pesticides-Herbicides-PCB's	1/25/2018
8910	Aroclor-1260 (PCB-1260)	EPA 8082A	10179358	Pesticides-Herbicides-PCB's	2/15/2023
1010	Arsenic	EPA 200.7	10013806	Metals	4/11/2023
1010	Arsenic	EPA 200.8	10014605	Metals	6/1/2001
1010	Arsenic	EPA 6010D	10155950	Metals	4/11/2023
1010	Arsenic	EPA 6020B	10156420	Metals	2/15/2023
1015	Barium	EPA 200.7	10013806	Metals	4/11/2023

Laboratory Scope of Accreditation

Attachment to Certificate #: E83018-98, expiration date June 30, 2024. This listing of accredited analytes should be used only when associated with a valid certificate.

State Laboratory ID: E83018 **EPA Lab Code: FL00091** **(407) 339-5984**

E83018
Eurofins Orlando
481 Newburyport Avenue
Altamonte Springs, FL 32701

Matrix: Non-Potable Water

Analyte#	Analyte	Method/Tech	Method Code	Category	Effective Date
1015	Barium	EPA 200.8	10014605	Metals	6/1/2001
1015	Barium	EPA 6010D	10155950	Metals	4/11/2023
1015	Barium	EPA 6020B	10156420	Metals	2/15/2023
4375	Benzene	EPA 624.1	10298121	Volatile Organics	1/25/2018
4375	Benzene	EPA 8260D	10307127	Volatile Organics	2/15/2023
5595	Benzidine	EPA 625.1	10300024	Extractable Organics	1/25/2018
5595	Benzidine	EPA 8270E	10242543	Extractable Organics	2/15/2023
5575	Benzo(a)anthracene	EPA 625.1	10300024	Extractable Organics	1/25/2018
5575	Benzo(a)anthracene	EPA 8270E	10242543	Extractable Organics	2/15/2023
5580	Benzo(a)pyrene	EPA 625.1	10300024	Extractable Organics	1/25/2018
5580	Benzo(a)pyrene	EPA 8270E	10242543	Extractable Organics	2/15/2023
5585	Benzo(b)fluoranthene	EPA 625.1	10300024	Extractable Organics	1/25/2018
5585	Benzo(b)fluoranthene	EPA 8270E	10242543	Extractable Organics	2/15/2023
5590	Benzo(g,h,i)perylene	EPA 625.1	10300024	Extractable Organics	1/25/2018
5590	Benzo(g,h,i)perylene	EPA 8270E	10242543	Extractable Organics	2/15/2023
5600	Benzo(k)fluoranthene	EPA 625.1	10300024	Extractable Organics	1/25/2018
5600	Benzo(k)fluoranthene	EPA 8270E	10242543	Extractable Organics	2/15/2023
1020	Beryllium	EPA 200.7	10013806	Metals	4/11/2023
1020	Beryllium	EPA 200.8	10014605	Metals	6/1/2001
1020	Beryllium	EPA 6010D	10155950	Metals	4/11/2023
1020	Beryllium	EPA 6020B	10156420	Metals	2/15/2023
7115	beta-BHC (beta-Hexachlorocyclohexane)	EPA 608.3	10296614	Pesticides-Herbicides-PCB's	1/25/2018
7115	beta-BHC (beta-Hexachlorocyclohexane)	EPA 8081B	10178811	Pesticides-Herbicides-PCB's	2/15/2023
1530	Biochemical oxygen demand	SM 5210 B-2016	20135039	General Chemistry	2/6/2023
5760	bis(2-Chloroethoxy)methane	EPA 625.1	10300024	Extractable Organics	1/25/2018
5760	bis(2-Chloroethoxy)methane	EPA 8270E	10242543	Extractable Organics	2/15/2023
5765	bis(2-Chloroethyl) ether	EPA 625.1	10300024	Extractable Organics	1/25/2018
5765	bis(2-Chloroethyl) ether	EPA 8270E	10242543	Extractable Organics	2/15/2023
1025	Boron	EPA 200.7	10013806	Metals	4/11/2023
1025	Boron	EPA 6010D	10155950	Metals	4/11/2023
1025	Boron	EPA 6020B	10156420	Metals	2/15/2023
1540	Bromide	EPA 300.0	10053200	General Chemistry	6/1/2001
1540	Bromide	EPA 9056A	10199607	General Chemistry	4/11/2023
4385	Bromobenzene	EPA 8260D	10307127	Volatile Organics	2/15/2023
4390	Bromochloromethane	EPA 8260D	10307127	Volatile Organics	2/15/2023
4395	Bromodichloromethane	EPA 624.1	10298121	Volatile Organics	1/25/2018

Laboratory Scope of Accreditation

Attachment to Certificate #: E83018-98, expiration date June 30, 2024. This listing of accredited analytes should be used only when associated with a valid certificate.

State Laboratory ID: E83018 **EPA Lab Code: FL00091** **(407) 339-5984**

E83018
Eurofins Orlando
481 Newburyport Avenue
Altamonte Springs, FL 32701

Matrix: Non-Potable Water

Analyte#	Analyte	Method/Tech	Method Code	Category	Effective Date
4395	Bromodichloromethane	EPA 8260D	10307127	Volatile Organics	2/15/2023
4400	Bromoform	EPA 624.1	10298121	Volatile Organics	1/25/2018
4400	Bromoform	EPA 8260D	10307127	Volatile Organics	2/15/2023
5670	Butyl benzyl phthalate	EPA 625.1	10300024	Extractable Organics	1/25/2018
5670	Butyl benzyl phthalate	EPA 8270E	10242543	Extractable Organics	2/15/2023
1030	Cadmium	EPA 200.7	10013806	Metals	4/11/2023
1030	Cadmium	EPA 200.8	10014605	Metals	6/1/2001
1030	Cadmium	EPA 6010D	10155950	Metals	4/11/2023
1030	Cadmium	EPA 6020B	10156420	Metals	2/15/2023
1035	Calcium	EPA 200.7	10013806	Metals	6/1/2001
1035	Calcium	EPA 200.8	10014605	Metals	4/11/2023
1035	Calcium	EPA 6010D	10155950	Metals	2/15/2023
1035	Calcium	EPA 6020B	10156420	Metals	4/11/2023
4450	Carbon disulfide	EPA 8260D	10307127	Volatile Organics	2/15/2023
4455	Carbon tetrachloride	EPA 624.1	10298121	Volatile Organics	1/25/2018
4455	Carbon tetrachloride	EPA 8260D	10307127	Volatile Organics	2/15/2023
1555	Carbonaceous BOD (CBOD)	SM 5210 B-2016	20135039	General Chemistry	2/6/2023
1565	Chemical oxygen demand	EPA 410.4	10077404	General Chemistry	6/1/2001
1565	Chemical oxygen demand	SM 5220-D-2011	20136816	General Chemistry	2/6/2023
7250	Chlordane (tech.)	EPA 608.3	10296614	Pesticides-Herbicides-PCB's	1/25/2018
7250	Chlordane (tech.)	EPA 8081B	10178811	Pesticides-Herbicides-PCB's	2/15/2023
1575	Chloride	EPA 300.0	10053200	General Chemistry	6/1/2001
1575	Chloride	EPA 9056A	10199607	General Chemistry	4/11/2023
1575	Chloride	SM 4500-Cl^- E-2011	20086811	General Chemistry	2/6/2023
4475	Chlorobenzene	EPA 624.1	10298121	Volatile Organics	1/25/2018
4475	Chlorobenzene	EPA 8260D	10307127	Volatile Organics	2/15/2023
4485	Chloroethane	EPA 624.1	10298121	Volatile Organics	1/25/2018
4485	Chloroethane	EPA 8260D	10307127	Volatile Organics	2/15/2023
4505	Chloroform	EPA 624.1	10298121	Volatile Organics	1/25/2018
4505	Chloroform	EPA 8260D	10307127	Volatile Organics	2/15/2023
9345	Chlorophylls	SM 10200 H	20300225	General Chemistry	6/1/2001
1040	Chromium	EPA 200.7	10013806	Metals	4/11/2023
1040	Chromium	EPA 200.8	10014605	Metals	6/1/2001
1040	Chromium	EPA 6010D	10155950	Metals	4/11/2023
1040	Chromium	EPA 6020B	10156420	Metals	2/15/2023
1045	Chromium VI	SM 3500-Cr B-2011	20066266	General Chemistry	2/6/2023

Laboratory Scope of Accreditation

Attachment to Certificate #: E83018-98, expiration date June 30, 2024. This listing of accredited analytes should be used only when associated with a valid certificate.

State Laboratory ID: E83018 **EPA Lab Code: FL00091** **(407) 339-5984**

E83018
Eurofins Orlando
481 Newburyport Avenue
Altamonte Springs, FL 32701

Matrix: Non-Potable Water

Analyte#	Analyte	Method/Tech	Method Code	Category	Effective Date
5855	Chrysene	EPA 625.1	10300024	Extractable Organics	1/25/2018
5855	Chrysene	EPA 8270E	10242543	Extractable Organics	2/15/2023
4645	cis-1,2-Dichloroethylene	EPA 8260D	10307127	Volatile Organics	2/15/2023
4680	cis-1,3-Dichloropropene	EPA 624.1	10298121	Volatile Organics	1/25/2018
4680	cis-1,3-Dichloropropene	EPA 8260D	10307127	Volatile Organics	2/15/2023
1050	Cobalt	EPA 200.7	10013806	Metals	4/11/2023
1050	Cobalt	EPA 200.8	10014605	Metals	6/1/2001
1050	Cobalt	EPA 6010D	10155950	Metals	4/11/2023
1050	Cobalt	EPA 6020B	10156420	Metals	2/15/2023
1605	Color	SM 2120 B-2011	20039310	General Chemistry	2/6/2023
1610	Conductivity	EPA 120.1	10006403	General Chemistry	4/11/2023
1610	Conductivity	SM 2510 B-2011	20048617	General Chemistry	4/11/2023
1055	Copper	EPA 200.7	10013806	Metals	4/11/2023
1055	Copper	EPA 200.8	10014605	Metals	6/1/2001
1055	Copper	EPA 6010D	10155950	Metals	4/11/2023
1055	Copper	EPA 6020B	10156420	Metals	2/15/2023
1620	Corrosivity (langlier index)	SM 2330 B	20003207	General Chemistry	6/1/2001
4555	Cyclohexane	EPA 8260D	10307127	Volatile Organics	10/27/2023
8555	Dalapon	EPA 8151A	10183207	Pesticides-Herbicides-PCB's	2/15/2023
7105	delta-BHC	EPA 608.3	10296614	Pesticides-Herbicides-PCB's	1/25/2018
7105	delta-BHC	EPA 8081B	10178811	Pesticides-Herbicides-PCB's	2/15/2023
6065	Di(2-ethylhexyl) phthalate (DEHP)	EPA 625.1	10300024	Extractable Organics	1/25/2018
6065	Di(2-ethylhexyl) phthalate (DEHP)	EPA 8270E	10242543	Extractable Organics	2/15/2023
5895	Dibenz(a,h)anthracene	EPA 625.1	10300024	Extractable Organics	1/25/2018
5895	Dibenz(a,h)anthracene	EPA 8270E	10242543	Extractable Organics	2/15/2023
4575	Dibromochloromethane	EPA 624.1	10298121	Volatile Organics	1/25/2018
4575	Dibromochloromethane	EPA 8260D	10307127	Volatile Organics	2/15/2023
4595	Dibromomethane	EPA 8260D	10307127	Volatile Organics	2/15/2023
8595	Dicamba	EPA 8151A	10183207	Pesticides-Herbicides-PCB's	2/15/2023
4625	Dichlorodifluoromethane	EPA 8260D	10307127	Volatile Organics	2/15/2023
8605	Dichloroprop (Dichlorprop)	EPA 8151A	10183207	Pesticides-Herbicides-PCB's	2/15/2023
7470	Dieldrin	EPA 608.3	10296614	Pesticides-Herbicides-PCB's	1/25/2018
7470	Dieldrin	EPA 8081B	10178811	Pesticides-Herbicides-PCB's	2/15/2023
6070	Diethyl phthalate	EPA 625.1	10300024	Extractable Organics	1/25/2018
6070	Diethyl phthalate	EPA 8270E	10242543	Extractable Organics	2/15/2023
6135	Dimethyl phthalate	EPA 625.1	10300024	Extractable Organics	1/25/2018

Laboratory Scope of Accreditation

Attachment to Certificate #: E83018-98, expiration date June 30, 2024. This listing of accredited analytes should be used only when associated with a valid certificate.

State Laboratory ID: E83018 **EPA Lab Code: FL00091** **(407) 339-5984**

E83018
Eurofins Orlando
481 Newburyport Avenue
Altamonte Springs, FL 32701

Matrix: Non-Potable Water

Analyte#	Analyte	Method/Tech	Method Code	Category	Effective Date
6135	Dimethyl phthalate	EPA 8270E	10242543	Extractable Organics	2/15/2023
5925	Di-n-butyl phthalate	EPA 625.1	10300024	Extractable Organics	1/25/2018
5925	Di-n-butyl phthalate	EPA 8270E	10242543	Extractable Organics	2/15/2023
6200	Di-n-octyl phthalate	EPA 625.1	10300024	Extractable Organics	1/25/2018
6200	Di-n-octyl phthalate	EPA 8270E	10242543	Extractable Organics	2/15/2023
8620	Dinoseb (2-sec-butyl-4,6-dinitrophenol, DNBP)	EPA 8151A	10183207	Pesticides-Herbicides-PCB's	2/15/2023
7510	Endosulfan I	EPA 608.3	10296614	Pesticides-Herbicides-PCB's	1/25/2018
7510	Endosulfan I	EPA 8081B	10178811	Pesticides-Herbicides-PCB's	2/15/2023
7515	Endosulfan II	EPA 608.3	10296614	Pesticides-Herbicides-PCB's	1/25/2018
7515	Endosulfan II	EPA 8081B	10178811	Pesticides-Herbicides-PCB's	2/15/2023
7520	Endosulfan sulfate	EPA 608.3	10296614	Pesticides-Herbicides-PCB's	1/25/2018
7520	Endosulfan sulfate	EPA 8081B	10178811	Pesticides-Herbicides-PCB's	2/15/2023
7540	Endrin	EPA 608.3	10296614	Pesticides-Herbicides-PCB's	1/25/2018
7540	Endrin	EPA 8081B	10178811	Pesticides-Herbicides-PCB's	2/15/2023
7530	Endrin aldehyde	EPA 608.3	10296614	Pesticides-Herbicides-PCB's	1/25/2018
7530	Endrin aldehyde	EPA 8081B	10178811	Pesticides-Herbicides-PCB's	2/15/2023
2520	Enterococci	ENTEROLERT / QUANTI-TRAY	60030208	Microbiology	2/22/2016
2525	Escherichia coli	SM 9223 B-2016 (Colilert QT)	20037701	Microbiology	2/6/2023
4755	Ethyl acetate	EPA 1666A	10128208	Volatile Organics	6/1/2001
4810	Ethyl methacrylate	EPA 8260D	10307127	Volatile Organics	4/11/2023
4765	Ethylbenzene	EPA 624.1	10298121	Volatile Organics	1/25/2018
4765	Ethylbenzene	EPA 8260D	10307127	Volatile Organics	2/15/2023
2530	Fecal coliforms	COLILERT®-18 (Fecal Coliforms)	60002688	Microbiology	2/22/2016
6265	Fluoranthene	EPA 625.1	10300024	Extractable Organics	1/25/2018
6265	Fluoranthene	EPA 8270E	10242543	Extractable Organics	2/15/2023
6270	Fluorene	EPA 625.1	10300024	Extractable Organics	1/25/2018
6270	Fluorene	EPA 8270E	10242543	Extractable Organics	2/15/2023
1730	Fluoride	EPA 300.0	10053200	General Chemistry	6/1/2001
1730	Fluoride	EPA 9056A	10199607	General Chemistry	4/11/2023
1730	Fluoride	SM 4500-F^- C-2011	20102414	General Chemistry	2/6/2023
7120	gamma-BHC (Lindane, gamma-Hexachlorocyclohexane)	EPA 608.3	10296614	Pesticides-Herbicides-PCB's	1/25/2018
7120	gamma-BHC (Lindane, gamma-Hexachlorocyclohexane)	EPA 8081B	10178811	Pesticides-Herbicides-PCB's	2/15/2023
7245	gamma-Chlordane	EPA 608.3	10296614	Pesticides-Herbicides-PCB's	4/11/2023
7245	gamma-Chlordane	EPA 8081B	10178811	Pesticides-Herbicides-PCB's	4/11/2023

Attachment to Certificate #: E83018-98, expiration date June 30, 2024. This listing of accredited analytes should be used only when associated with a valid certificate.

State Laboratory ID: E83018 **EPA Lab Code: FL00091** **(407) 339-5984**

E83018
Eurofins Orlando
481 Newburyport Avenue
Altamonte Springs, FL 32701

Matrix: Non-Potable Water

Analyte#	Analyte	Method/Tech	Method Code	Category	Effective Date
1750	Hardness	SM 2340 B-2011	20046611	General Chemistry	2/6/2023
1760	Hardness (calc.)	EPA 200.7	10013806	Metals	4/11/2023
7685	Heptachlor	EPA 608.3	10296614	Pesticides-Herbicides-PCB's	1/25/2018
7685	Heptachlor	EPA 8081B	10178811	Pesticides-Herbicides-PCB's	2/15/2023
7690	Heptachlor epoxide	EPA 608.3	10296614	Pesticides-Herbicides-PCB's	1/25/2018
7690	Heptachlor epoxide	EPA 8081B	10178811	Pesticides-Herbicides-PCB's	2/15/2023
6275	Hexachlorobenzene	EPA 625.1	10300024	Extractable Organics	1/25/2018
6275	Hexachlorobenzene	EPA 8270E	10242543	Extractable Organics	2/15/2023
4835	Hexachlorobutadiene	EPA 625.1	10300024	Extractable Organics	1/25/2018
4835	Hexachlorobutadiene	EPA 8260D	10307127	Volatile Organics	2/15/2023
4835	Hexachlorobutadiene	EPA 8270E	10242543	Extractable Organics	2/15/2023
6285	Hexachlorocyclopentadiene	EPA 625.1	10300024	Extractable Organics	1/25/2018
6285	Hexachlorocyclopentadiene	EPA 8270E	10242543	Extractable Organics	2/15/2023
4840	Hexachloroethane	EPA 625.1	10300024	Extractable Organics	1/25/2018
4840	Hexachloroethane	EPA 8270E	10242543	Extractable Organics	2/15/2023
3840	Hydrogen sulfide	SM 4500S= H (21st ed.)	20125057	General Chemistry	2/23/2005
1780	Ignitability	EPA 1010B	10234830	General Chemistry	2/15/2023
6315	Indeno(1,2,3-cd)pyrene	EPA 625.1	10300024	Extractable Organics	1/25/2018
6315	Indeno(1,2,3-cd)pyrene	EPA 8270E	10242543	Extractable Organics	2/15/2023
4870	Iodomethane (Methyl iodide)	EPA 8260D	10307127	Volatile Organics	2/15/2023
1070	Iron	EPA 200.7	10013806	Metals	6/1/2001
1070	Iron	EPA 200.8	10014605	Metals	4/11/2023
1070	Iron	EPA 6010D	10155950	Metals	2/15/2023
1070	Iron	EPA 6020B	10156420	Metals	4/11/2023
6320	Isophorone	EPA 625.1	10300024	Extractable Organics	1/25/2018
6320	Isophorone	EPA 8270E	10242543	Extractable Organics	2/15/2023
4890	Isopropyl acetate	EPA 1666A	10128208	Volatile Organics	6/1/2001
4900	Isopropylbenzene	EPA 8260D	10307127	Volatile Organics	2/15/2023
1795	Kjeldahl nitrogen - total	EPA 351.2	10065404	General Chemistry	6/1/2001
1075	Lead	EPA 200.7	10013806	Metals	4/11/2023
1075	Lead	EPA 200.8	10014605	Metals	6/1/2001
1075	Lead	EPA 6010D	10155950	Metals	4/11/2023
1075	Lead	EPA 6020B	10156420	Metals	2/15/2023
2556	Legionella pneumophila	FCL SOP 1.85 / Legiolert-Elite	60039396	Microbiology	4/16/2018
1080	Lithium	EPA 200.7	10013806	Metals	10/12/2004
1080	Lithium	EPA 6010D	10155950	Metals	4/11/2023

Laboratory Scope of Accreditation

Attachment to Certificate #: E83018-98, expiration date June 30, 2024. This listing of accredited analytes should be used only when associated with a valid certificate.

State Laboratory ID: E83018 **EPA Lab Code: FL00091** **(407) 339-5984**

E83018
Eurofins Orlando
481 Newburyport Avenue
Altamonte Springs, FL 32701

Matrix: Non-Potable Water

Analyte#	Analyte	Method/Tech	Method Code	Category	Effective Date
5240	m+p-Xylenes	EPA 624.1	10298121	Volatile Organics	4/11/2023
5240	m+p-Xylenes	EPA 8260D	10307127	Volatile Organics	4/11/2023
1085	Magnesium	EPA 200.7	10013806	Metals	6/1/2001
1085	Magnesium	EPA 200.8	10014605	Metals	4/11/2023
1085	Magnesium	EPA 6010D	10155950	Metals	2/15/2023
1085	Magnesium	EPA 6020B	10156420	Metals	4/11/2023
1090	Manganese	EPA 200.7	10013806	Metals	6/1/2001
1090	Manganese	EPA 200.8	10014605	Metals	4/11/2023
1090	Manganese	EPA 6010D	10155950	Metals	2/15/2023
1090	Manganese	EPA 6020B	10156420	Metals	4/11/2023
7775	MCPA	EPA 8151A	10183207	Pesticides-Herbicides-PCB's	2/15/2023
7780	MCPP	EPA 8151A	10183207	Pesticides-Herbicides-PCB's	2/15/2023
1095	Mercury	EPA 245.1	10036609	Metals	6/1/2001
1095	Mercury	EPA 7470A	10165807	Metals	2/15/2023
7810	Methoxychlor	EPA 8081B	10178811	Pesticides-Herbicides-PCB's	2/15/2023
4940	Methyl acetate	EPA 8260D	10307127	Volatile Organics	10/27/2023
4950	Methyl bromide (Bromomethane)	EPA 624.1	10298121	Volatile Organics	1/25/2018
4950	Methyl bromide (Bromomethane)	EPA 8260D	10307127	Volatile Organics	2/15/2023
4960	Methyl chloride (Chloromethane)	EPA 624.1	10298121	Volatile Organics	1/25/2018
4960	Methyl chloride (Chloromethane)	EPA 8260D	10307127	Volatile Organics	2/15/2023
4990	Methyl methacrylate	EPA 8260D	10307127	Volatile Organics	4/11/2023
5000	Methyl tert-butyl ether (MTBE)	EPA 8260D	10307127	Volatile Organics	2/15/2023
4965	Methylcyclohexane	EPA 8260D	10307127	Volatile Organics	10/27/2023
4975	Methylene chloride	EPA 624.1	10298121	Volatile Organics	1/25/2018
4975	Methylene chloride	EPA 8260D	10307127	Volatile Organics	2/15/2023
1100	Molybdenum	EPA 200.7	10013806	Metals	4/11/2023
1100	Molybdenum	EPA 200.8	10014605	Metals	6/1/2001
1100	Molybdenum	EPA 6010D	10155950	Metals	4/11/2023
1100	Molybdenum	EPA 6020B	10156420	Metals	2/15/2023
4360	n-Amyl acetate	EPA 1666A	10128208	Volatile Organics	6/1/2001
5005	Naphthalene	EPA 625.1	10300024	Extractable Organics	1/25/2018
5005	Naphthalene	EPA 8260D	10307127	Volatile Organics	2/15/2023
5005	Naphthalene	EPA 8270E	10242543	Extractable Organics	2/15/2023
4435	n-Butylbenzene	EPA 8260D	10307127	Volatile Organics	2/15/2023
1105	Nickel	EPA 200.7	10013806	Metals	4/11/2023
1105	Nickel	EPA 200.8	10014605	Metals	6/1/2001

Laboratory Scope of Accreditation

Attachment to Certificate #: E83018-98, expiration date June 30, 2024. This listing of accredited analytes should be used only when associated with a valid certificate.

State Laboratory ID: E83018 **EPA Lab Code: FL00091** **(407) 339-5984**

E83018
Eurofins Orlando
481 Newburyport Avenue
Altamonte Springs, FL 32701

Matrix: Non-Potable Water

Analyte#	Analyte	Method/Tech	Method Code	Category	Effective Date
1105	Nickel	EPA 6010D	10155950	Metals	4/11/2023
1105	Nickel	EPA 6020B	10156420	Metals	2/15/2023
1805	Nitrate	EPA 9056A	10199607	General Chemistry	4/11/2023
1810	Nitrate as N	EPA 300.0	10053200	General Chemistry	6/1/2001
1810	Nitrate as N	EPA 353.2	10067604	General Chemistry	3/29/2006
1835	Nitrite	EPA 9056A	10199607	General Chemistry	4/11/2023
1840	Nitrite as N	EPA 300.0	10053200	General Chemistry	6/1/2001
1840	Nitrite as N	EPA 353.2	10067604	General Chemistry	4/4/2007
5015	Nitrobenzene	EPA 625.1	10300024	Extractable Organics	1/25/2018
5015	Nitrobenzene	EPA 8270E	10242543	Extractable Organics	2/15/2023
6530	n-Nitrosodimethylamine	EPA 625.1	10300024	Extractable Organics	1/25/2018
6530	n-Nitrosodimethylamine	EPA 8270E	10242543	Extractable Organics	2/15/2023
6545	n-Nitrosodi-n-propylamine	EPA 625.1	10300024	Extractable Organics	1/25/2018
6545	n-Nitrosodi-n-propylamine	EPA 8270E	10242543	Extractable Organics	2/15/2023
6535	n-Nitrosodiphenylamine	EPA 625.1	10300024	Extractable Organics	1/25/2018
6535	n-Nitrosodiphenylamine	EPA 8270E	10242543	Extractable Organics	2/15/2023
5090	n-Propylbenzene	EPA 8260D	10307127	Volatile Organics	2/15/2023
1860	Oil & Grease	EPA 1664A	10127807	General Chemistry	6/1/2001
1865	Organic nitrogen	EPA 351.2 - EPA 350.1	10238207	General Chemistry	10/20/2000
1870	Orthophosphate as P	EPA 300.0	10053200	General Chemistry	6/1/2001
1870	Orthophosphate as P	EPA 365.1	10070005	General Chemistry	2/23/2005
5250	o-Xylene	EPA 624.1	10298121	Volatile Organics	4/11/2023
5250	o-Xylene	EPA 8260D	10307127	Volatile Organics	4/11/2023
6605	Pentachlorophenol	EPA 625.1	10300024	Extractable Organics	1/25/2018
6605	Pentachlorophenol	EPA 8151A	10183207	Pesticides-Herbicides-PCB's	4/11/2023
6605	Pentachlorophenol	EPA 8270E	10242543	Extractable Organics	2/15/2023
1900	pH	EPA 9040C	10244403	General Chemistry	4/11/2023
1900	pH	SM 4500-H+ B-2011	20105220	General Chemistry	2/6/2023
6615	Phenanthrene	EPA 625.1	10300024	Extractable Organics	1/25/2018
6615	Phenanthrene	EPA 8270E	10242543	Extractable Organics	2/15/2023
6625	Phenol	EPA 625.1	10300024	Extractable Organics	1/25/2018
6625	Phenol	EPA 8270E	10242543	Extractable Organics	2/15/2023
1910	Phosphorus, total	EPA 365.1	10070005	General Chemistry	11/10/2010
1910	Phosphorus, total	EPA 365.4	10071202	General Chemistry	4/28/2003
8645	Picloram	EPA 8151A	10183207	Pesticides-Herbicides-PCB's	2/15/2023
4910	p-Isopropyltoluene	EPA 8260D	10307127	Volatile Organics	2/15/2023

Attachment to Certificate #: E83018-98, expiration date June 30, 2024. This listing of accredited analytes should be used only when associated with a valid certificate.

State Laboratory ID: E83018 **EPA Lab Code: FL00091** **(407) 339-5984**

E83018
Eurofins Orlando
481 Newburyport Avenue
Altamonte Springs, FL 32701

Matrix: Non-Potable Water

Analyte#	Analyte	Method/Tech	Method Code	Category	Effective Date
1125	Potassium	EPA 200.7	10013806	Metals	6/1/2001
1125	Potassium	EPA 200.8	10014605	Metals	4/11/2023
1125	Potassium	EPA 6010D	10155950	Metals	2/15/2023
1125	Potassium	EPA 6020B	10156420	Metals	4/11/2023
6665	Pyrene	EPA 625.1	10300024	Extractable Organics	1/25/2018
6665	Pyrene	EPA 8270E	10242543	Extractable Organics	2/15/2023
1955	Residue-filterable (TDS)	SM 2540 C-2015	20050435	General Chemistry	2/6/2023
1960	Residue-nonfilterable (TSS)	SM 2540 D-2015	20051223	General Chemistry	2/6/2023
1950	Residue-total	SM 2540 B-2015	20049438	General Chemistry	2/6/2023
1970	Residue-volatile	EPA 160.4	10010409	General Chemistry	6/1/2001
4440	sec-Butylbenzene	EPA 8260D	10307127	Volatile Organics	2/15/2023
1140	Selenium	EPA 200.7	10013806	Metals	4/11/2023
1140	Selenium	EPA 200.8	10014605	Metals	6/1/2001
1140	Selenium	EPA 6010D	10155950	Metals	4/11/2023
1140	Selenium	EPA 6020B	10156420	Metals	2/15/2023
1150	Silver	EPA 200.7	10013806	Metals	4/11/2023
1150	Silver	EPA 200.8	10014605	Metals	6/1/2001
1150	Silver	EPA 6010D	10155950	Metals	4/11/2023
1150	Silver	EPA 6020B	10156420	Metals	2/15/2023
8650	Silvex (2,4,5-TP)	EPA 8151A	10183207	Pesticides-Herbicides-PCB's	2/15/2023
1155	Sodium	EPA 200.7	10013806	Metals	6/1/2001
1155	Sodium	EPA 200.8	10014605	Metals	4/11/2023
1155	Sodium	EPA 6010D	10155950	Metals	2/15/2023
1155	Sodium	EPA 6020B	10156420	Metals	4/11/2023
1160	Strontium	EPA 200.7	10013806	Metals	4/11/2023
1160	Strontium	EPA 6010D	10155950	Metals	4/11/2023
1160	Strontium	EPA 6020B	10156420	Metals	2/15/2023
5100	Styrene	EPA 8260D	10307127	Volatile Organics	2/15/2023
2000	Sulfate	EPA 300.0	10053200	General Chemistry	6/1/2001
2000	Sulfate	EPA 375.2	10073004	General Chemistry	1/2/2007
2000	Sulfate	EPA 9056A	10199607	General Chemistry	4/11/2023
2005	Sulfide	SM 4500-S2⁻ F-2011	20126663	General Chemistry	2/6/2023
2025	Surfactants - MBAS	SM 5540 C-2011	20145066	General Chemistry	2/6/2023
4445	tert-Butylbenzene	EPA 8260D	10307127	Volatile Organics	2/15/2023
5115	Tetrachloroethylene (Perchloroethylene)	EPA 624.1	10298121	Volatile Organics	1/25/2018
5115	Tetrachloroethylene (Perchloroethylene)	EPA 8260D	10307127	Volatile Organics	2/15/2023

Laboratory Scope of Accreditation

Attachment to Certificate #: E83018-98, expiration date June 30, 2024. This listing of accredited analytes should be used only when associated with a valid certificate.

State Laboratory ID: E83018 **EPA Lab Code: FL00091** **(407) 339-5984**

E83018
Eurofins Orlando
481 Newburyport Avenue
Altamonte Springs, FL 32701

Matrix: Non-Potable Water

Analyte#	Analyte	Method/Tech	Method Code	Category	Effective Date
1165	Thallium	EPA 200.7	10013806	Metals	4/11/2023
1165	Thallium	EPA 200.8	10014605	Metals	6/1/2001
1165	Thallium	EPA 6010D	10155950	Metals	4/11/2023
1165	Thallium	EPA 6020B	10156420	Metals	2/15/2023
1175	Tin	EPA 6020B	10156420	Metals	2/15/2023
1180	Titanium	EPA 6020B	10156420	Metals	2/15/2023
5140	Toluene	EPA 624.1	10298121	Volatile Organics	1/25/2018
5140	Toluene	EPA 8260D	10307127	Volatile Organics	2/15/2023
2500	Total coliforms	SM 9223 B-2016 (Colilert QT)	20037701	Microbiology	2/6/2023
1645	Total cyanide	EPA 9012B	10243228	General Chemistry	2/15/2023
1645	Total cyanide	EPA 9014	10193803	General Chemistry	7/1/2023
1645	Total cyanide	SM 4500-CN⁻ E-2016	20096439	General Chemistry	2/6/2023
1825	Total nitrate-nitrite	EPA 353.2	10067604	General Chemistry	1/2/2007
1825	Total nitrate-nitrite	EPA 9056A	10199607	General Chemistry	4/11/2023
2040	Total organic carbon	SM 5310 C-2014	20138834	General Chemistry	2/6/2023
2050	Total Petroleum Hydrocarbons (TPH)	EPA 1664A	10127807	General Chemistry	6/1/2001
2050	Total Petroleum Hydrocarbons (TPH)	FL-PRO	90015808	Extractable Organics	7/1/2003
1905	Total phenolics	EPA 420.4	10080203	General Chemistry	1/28/2013
1725	Total, fixed, and volatile residue	SM 2540 G	20005203	General Chemistry	6/1/2001
8250	Toxaphene (Chlorinated camphene)	EPA 608.3	10296614	Pesticides-Herbicides-PCB's	1/25/2018
8250	Toxaphene (Chlorinated camphene)	EPA 8081B	10178811	Pesticides-Herbicides-PCB's	2/15/2023
4700	trans-1,2-Dichloroethylene	EPA 624.1	10298121	Volatile Organics	1/25/2018
4700	trans-1,2-Dichloroethylene	EPA 8260D	10307127	Volatile Organics	2/15/2023
4685	trans-1,3-Dichloropropene	EPA 624.1	10298121	Volatile Organics	1/25/2018
4685	trans-1,3-Dichloropropene	EPA 8260D	10307127	Volatile Organics	2/15/2023
5170	Trichloroethene (Trichloroethylene)	EPA 624.1	10298121	Volatile Organics	1/25/2018
5170	Trichloroethene (Trichloroethylene)	EPA 8260D	10307127	Volatile Organics	2/15/2023
5175	Trichlorofluoromethane	EPA 624.1	10298121	Volatile Organics	1/25/2018
5175	Trichlorofluoromethane	EPA 8260D	10307127	Volatile Organics	2/15/2023
2055	Turbidity	EPA 180.1	10011800	General Chemistry	6/1/2001
2058	Un-Ionized Ammonia	DEP SOP 10/03/83	90015842	General Chemistry	10/20/2000
1185	Vanadium	EPA 200.7	10013806	Metals	4/11/2023
1185	Vanadium	EPA 200.8	10014605	Metals	3/14/2003
1185	Vanadium	EPA 6010D	10155950	Metals	4/11/2023
1185	Vanadium	EPA 6020B	10156420	Metals	2/15/2023
5225	Vinyl acetate	EPA 8260D	10307127	Volatile Organics	2/15/2023

Laboratory Scope of Accreditation

Attachment to Certificate #: E83018-98, expiration date June 30, 2024. This listing of accredited analytes should be used only when associated with a valid certificate.

State Laboratory ID: E83018 **EPA Lab Code: FL00091** **(407) 339-5984**

E83018
Eurofins Orlando
481 Newburyport Avenue
Altamonte Springs, FL 32701

Matrix: Non-Potable Water

Analyte#	Analyte	Method/Tech	Method Code	Category	Effective Date
5235	Vinyl chloride	EPA 624.1	10298121	Volatile Organics	1/25/2018
5235	Vinyl chloride	EPA 8260D	10307127	Volatile Organics	2/15/2023
5260	Xylene (total)	EPA 624.1	10298121	Volatile Organics	1/25/2018
5260	Xylene (total)	EPA 8260D	10307127	Volatile Organics	2/15/2023
1190	Zinc	EPA 200.7	10013806	Metals	4/11/2023
1190	Zinc	EPA 200.8	10014605	Metals	6/1/2001
1190	Zinc	EPA 6010D	10155950	Metals	4/11/2023
1190	Zinc	EPA 6020B	10156420	Metals	2/15/2023

Attachment to Certificate #: E83018-98, expiration date June 30, 2024. This listing of accredited analytes should be used only when associated with a valid certificate.

State Laboratory ID: E83018 **EPA Lab Code: FL00091** **(407) 339-5984**

E83018
Eurofins Orlando
481 Newburyport Avenue
Altamonte Springs, FL 32701

Matrix: Solid and Chemical Materials

Analyte#	Analyte	Method/Tech	Method Code	Category	Effective Date
5105	1,1,1,2-Tetrachloroethane	EPA 8260D	10307127	Volatile Organics	2/15/2023
5160	1,1,1-Trichloroethane	EPA 8260D	10307127	Volatile Organics	2/15/2023
5110	1,1,2,2-Tetrachloroethane	EPA 8260D	10307127	Volatile Organics	2/15/2023
5185	1,1,2-Trichloro-1,2,2-trifluoroethane (Freon 113)	EPA 8260D	10307127	Volatile Organics	4/11/2023
5165	1,1,2-Trichloroethane	EPA 8260D	10307127	Volatile Organics	2/15/2023
4630	1,1-Dichloroethane	EPA 8260D	10307127	Volatile Organics	2/15/2023
4640	1,1-Dichloroethylene	EPA 8260D	10307127	Volatile Organics	2/15/2023
4670	1,1-Dichloropropene	EPA 8260D	10307127	Volatile Organics	2/15/2023
5150	1,2,3-Trichlorobenzene	EPA 8260D	10307127	Volatile Organics	2/15/2023
5180	1,2,3-Trichloropropane	EPA 8260D	10307127	Volatile Organics	2/15/2023
5155	1,2,4-Trichlorobenzene	EPA 8260D	10307127	Volatile Organics	2/15/2023
5155	1,2,4-Trichlorobenzene	EPA 8270E	10242543	Extractable Organics	2/15/2023
5210	1,2,4-Trimethylbenzene	EPA 8260D	10307127	Volatile Organics	2/15/2023
4570	1,2-Dibromo-3-chloropropane (DBCP)	EPA 8260D	10307127	Volatile Organics	2/15/2023
4585	1,2-Dibromoethane (EDB, Ethylene dibromide)	EPA 8260D	10307127	Volatile Organics	2/15/2023
4610	1,2-Dichlorobenzene	EPA 8260D	10307127	Volatile Organics	2/15/2023
4610	1,2-Dichlorobenzene	EPA 8270E	10242543	Extractable Organics	2/15/2023
4635	1,2-Dichloroethane	EPA 8260D	10307127	Volatile Organics	2/15/2023
4655	1,2-Dichloropropane	EPA 8260D	10307127	Volatile Organics	2/15/2023
5215	1,3,5-Trimethylbenzene	EPA 8260D	10307127	Volatile Organics	2/15/2023
4615	1,3-Dichlorobenzene	EPA 8260D	10307127	Volatile Organics	2/15/2023
4615	1,3-Dichlorobenzene	EPA 8270E	10242543	Extractable Organics	2/15/2023
4660	1,3-Dichloropropane	EPA 8260D	10307127	Volatile Organics	2/15/2023
4620	1,4-Dichlorobenzene	EPA 8260D	10307127	Volatile Organics	2/15/2023
4620	1,4-Dichlorobenzene	EPA 8270E	10242543	Extractable Organics	2/15/2023
4735	1,4-Dioxane (1,4-Diethyleneoxide)	EPA 8260D	10307127	Volatile Organics	4/11/2023
6380	1-Methylnaphthalene	EPA 8270E	10242543	Extractable Organics	2/15/2023
4665	2,2-Dichloropropane	EPA 8260D	10307127	Volatile Organics	2/15/2023
4659	2,2'-Oxybis(1-chloropropane),bis(2-Chloro-1-methylethyl)ether (fka bis(2-Chloroisopropyl) ether	EPA 8270E	10242543	Extractable Organics	2/15/2023
6835	2,4,5-Trichlorophenol	EPA 8270E	10242543	Extractable Organics	2/15/2023
6840	2,4,6-Trichlorophenol	EPA 8270E	10242543	Extractable Organics	2/15/2023
6000	2,4-Dichlorophenol	EPA 8270E	10242543	Extractable Organics	2/15/2023
6130	2,4-Dimethylphenol	EPA 8270E	10242543	Extractable Organics	2/15/2023
6175	2,4-Dinitrophenol	EPA 8270E	10242543	Extractable Organics	2/15/2023

Laboratory Scope of Accreditation

Attachment to Certificate #: E83018-98, expiration date June 30, 2024. This listing of accredited analytes should be used only when associated with a valid certificate.

State Laboratory ID: E83018 **EPA Lab Code: FL00091** **(407) 339-5984**

E83018
Eurofins Orlando
481 Newburyport Avenue
Altamonte Springs, FL 32701

Matrix: Solid and Chemical Materials

Analyte#	Analyte	Method/Tech	Method Code	Category	Effective Date
6185	2,4-Dinitrotoluene (2,4-DNT)	EPA 8270E	10242543	Extractable Organics	2/15/2023
6190	2,6-Dinitrotoluene (2,6-DNT)	EPA 8270E	10242543	Extractable Organics	2/15/2023
4410	2-Butanone (Methyl ethyl ketone, MEK)	EPA 8260D	10307127	Volatile Organics	2/15/2023
4500	2-Chloroethyl vinyl ether	EPA 8260D	10307127	Volatile Organics	2/15/2023
5795	2-Chloronaphthalene	EPA 8270E	10242543	Extractable Organics	2/15/2023
5800	2-Chlorophenol	EPA 8270E	10242543	Extractable Organics	2/15/2023
4535	2-Chlorotoluene	EPA 8260D	10307127	Volatile Organics	2/15/2023
4860	2-Hexanone	EPA 8260D	10307127	Volatile Organics	2/15/2023
6360	2-Methyl-4,6-dinitrophenol	EPA 8270E	10242543	Extractable Organics	2/15/2023
6385	2-Methylnaphthalene	EPA 8270E	10242543	Extractable Organics	2/15/2023
6400	2-Methylphenol (o-Cresol)	EPA 8270E	10242543	Extractable Organics	2/15/2023
6490	2-Nitrophenol	EPA 8270E	10242543	Extractable Organics	2/15/2023
5945	3,3'-Dichlorobenzidine	EPA 8270E	10242543	Extractable Organics	2/15/2023
6412	3/4-Methylphenols (m/p-Cresols)	EPA 8270E	10242543	Extractable Organics	2/15/2023
7355	4,4'-DDD	EPA 8081B	10178811	Pesticides-Herbicides-PCB's	2/15/2023
7360	4,4'-DDE	EPA 8081B	10178811	Pesticides-Herbicides-PCB's	2/15/2023
7365	4,4'-DDT	EPA 8081B	10178811	Pesticides-Herbicides-PCB's	2/15/2023
5660	4-Bromophenyl phenyl ether	EPA 8270E	10242543	Extractable Organics	2/15/2023
5700	4-Chloro-3-methylphenol	EPA 8270E	10242543	Extractable Organics	2/15/2023
5825	4-Chlorophenyl phenylether	EPA 8270E	10242543	Extractable Organics	2/15/2023
4540	4-Chlorotoluene	EPA 8260D	10307127	Volatile Organics	2/15/2023
4995	4-Methyl-2-pentanone (MIBK)	EPA 8260D	10307127	Volatile Organics	2/15/2023
6500	4-Nitrophenol	EPA 8270E	10242543	Extractable Organics	2/15/2023
5500	Acenaphthene	EPA 8270E	10242543	Extractable Organics	2/15/2023
5505	Acenaphthylene	EPA 8270E	10242543	Extractable Organics	2/15/2023
4315	Acetone	EPA 8260D	10307127	Volatile Organics	2/15/2023
4320	Acetonitrile	EPA 8260D	10307127	Volatile Organics	4/11/2023
4325	Acrolein (Propenal)	EPA 8260D	10307127	Volatile Organics	4/11/2023
4340	Acrylonitrile	EPA 8260D	10307127	Volatile Organics	4/11/2023
7025	Aldrin	EPA 8081B	10178811	Pesticides-Herbicides-PCB's	2/15/2023
7110	alpha-BHC (alpha-Hexachlorocyclohexane)	EPA 8081B	10178811	Pesticides-Herbicides-PCB's	2/15/2023
1000	Aluminum	EPA 6010D	10155950	Metals	4/11/2023
1000	Aluminum	EPA 6020B	10156420	Metals	2/15/2023
1515	Ammonia as N	EPA 350.1	10063602	General Chemistry	4/11/2023
5555	Anthracene	EPA 8270E	10242543	Extractable Organics	2/15/2023
1005	Antimony	EPA 6010D	10155950	Metals	4/11/2023

Laboratory Scope of Accreditation

Attachment to Certificate #: E83018-98, expiration date June 30, 2024. This listing of accredited analytes should be used only when associated with a valid certificate.

State Laboratory ID: E83018 **EPA Lab Code: FL00091** **(407) 339-5984**

E83018
Eurofins Orlando
481 Newburyport Avenue
Altamonte Springs, FL 32701

Matrix: Solid and Chemical Materials

Analyte#	Analyte	Method/Tech	Method Code	Category	Effective Date
1005	Antimony	EPA 6020B	10156420	Metals	2/15/2023
8880	Aroclor-1016 (PCB-1016)	EPA 8082A	10179358	Pesticides-Herbicides-PCB's	2/15/2023
8885	Aroclor-1221 (PCB-1221)	EPA 8082A	10179358	Pesticides-Herbicides-PCB's	2/15/2023
8890	Aroclor-1232 (PCB-1232)	EPA 8082A	10179358	Pesticides-Herbicides-PCB's	2/15/2023
8895	Aroclor-1242 (PCB-1242)	EPA 8082A	10179358	Pesticides-Herbicides-PCB's	2/15/2023
8900	Aroclor-1248 (PCB-1248)	EPA 8082A	10179358	Pesticides-Herbicides-PCB's	2/15/2023
8905	Aroclor-1254 (PCB-1254)	EPA 8082A	10179358	Pesticides-Herbicides-PCB's	2/15/2023
8910	Aroclor-1260 (PCB-1260)	EPA 8082A	10179358	Pesticides-Herbicides-PCB's	2/15/2023
1010	Arsenic	EPA 6010D	10155950	Metals	4/11/2023
1010	Arsenic	EPA 6020B	10156420	Metals	2/15/2023
1015	Barium	EPA 6010D	10155950	Metals	4/11/2023
1015	Barium	EPA 6020B	10156420	Metals	2/15/2023
4375	Benzene	EPA 8260D	10307127	Volatile Organics	2/15/2023
5595	Benzidine	EPA 8270E	10242543	Extractable Organics	2/15/2023
5575	Benzo(a)anthracene	EPA 8270E	10242543	Extractable Organics	2/15/2023
5580	Benzo(a)pyrene	EPA 8270E	10242543	Extractable Organics	2/15/2023
5585	Benzo(b)fluoranthene	EPA 8270E	10242543	Extractable Organics	2/15/2023
5590	Benzo(g,h,i)perylene	EPA 8270E	10242543	Extractable Organics	2/15/2023
5600	Benzo(k)fluoranthene	EPA 8270E	10242543	Extractable Organics	2/15/2023
1020	Beryllium	EPA 6010D	10155950	Metals	4/11/2023
1020	Beryllium	EPA 6020B	10156420	Metals	2/15/2023
7115	beta-BHC (beta-Hexachlorocyclohexane)	EPA 8081B	10178811	Pesticides-Herbicides-PCB's	2/15/2023
5760	bis(2-Chloroethoxy)methane	EPA 8270E	10242543	Extractable Organics	2/15/2023
5765	bis(2-Chloroethyl) ether	EPA 8270E	10242543	Extractable Organics	2/15/2023
1025	Boron	EPA 6010D	10155950	Metals	4/11/2023
1025	Boron	EPA 6020B	10156420	Metals	2/15/2023
1540	Bromide	EPA 9056A	10199607	General Chemistry	4/11/2023
4385	Bromobenzene	EPA 8260D	10307127	Volatile Organics	2/15/2023
4390	Bromochloromethane	EPA 8260D	10307127	Volatile Organics	2/15/2023
4395	Bromodichloromethane	EPA 8260D	10307127	Volatile Organics	2/15/2023
4400	Bromoform	EPA 8260D	10307127	Volatile Organics	2/15/2023
5670	Butyl benzyl phthalate	EPA 8270E	10242543	Extractable Organics	2/15/2023
1030	Cadmium	EPA 6010D	10155950	Metals	4/11/2023
1030	Cadmium	EPA 6020B	10156420	Metals	2/15/2023
1035	Calcium	EPA 6010D	10155950	Metals	2/15/2023
1035	Calcium	EPA 6020B	10156420	Metals	4/11/2023

Attachment to Certificate #: E83018-98, expiration date June 30, 2024. This listing of accredited analytes should be used only when associated with a valid certificate.

State Laboratory ID: E83018 **EPA Lab Code: FL00091** **(407) 339-5984**

E83018
Eurofins Orlando
481 Newburyport Avenue
Altamonte Springs, FL 32701

Matrix: Solid and Chemical Materials

Analyte#	Analyte	Method/Tech	Method Code	Category	Effective Date
4450	Carbon disulfide	EPA 8260D	10307127	Volatile Organics	2/15/2023
4455	Carbon tetrachloride	EPA 8260D	10307127	Volatile Organics	2/15/2023
7250	Chlordane (tech.)	EPA 8081B	10178811	Pesticides-Herbicides-PCB's	2/15/2023
1575	Chloride	EPA 9056A	10199607	General Chemistry	4/11/2023
4475	Chlorobenzene	EPA 8260D	10307127	Volatile Organics	2/15/2023
4485	Chloroethane	EPA 8260D	10307127	Volatile Organics	2/15/2023
4505	Chloroform	EPA 8260D	10307127	Volatile Organics	2/15/2023
1040	Chromium	EPA 6010D	10155950	Metals	4/11/2023
1040	Chromium	EPA 6020B	10156420	Metals	2/15/2023
5855	Chrysene	EPA 8270E	10242543	Extractable Organics	2/15/2023
4645	cis-1,2-Dichloroethylene	EPA 8260D	10307127	Volatile Organics	2/15/2023
4680	cis-1,3-Dichloropropene	EPA 8260D	10307127	Volatile Organics	2/15/2023
1050	Cobalt	EPA 6010D	10155950	Metals	4/11/2023
1050	Cobalt	EPA 6020B	10156420	Metals	2/15/2023
1055	Copper	EPA 6010D	10155950	Metals	4/11/2023
1055	Copper	EPA 6020B	10156420	Metals	2/15/2023
7105	delta-BHC	EPA 8081B	10178811	Pesticides-Herbicides-PCB's	2/15/2023
6065	Di(2-ethylhexyl) phthalate (DEHP)	EPA 8270E	10242543	Extractable Organics	2/15/2023
5895	Dibenz(a,h)anthracene	EPA 8270E	10242543	Extractable Organics	2/15/2023
4575	Dibromochloromethane	EPA 8260D	10307127	Volatile Organics	2/15/2023
4595	Dibromomethane	EPA 8260D	10307127	Volatile Organics	2/15/2023
4625	Dichlorodifluoromethane	EPA 8260D	10307127	Volatile Organics	2/15/2023
7470	Dieldrin	EPA 8081B	10178811	Pesticides-Herbicides-PCB's	2/15/2023
6070	Diethyl phthalate	EPA 8270E	10242543	Extractable Organics	2/15/2023
6135	Dimethyl phthalate	EPA 8270E	10242543	Extractable Organics	2/15/2023
5925	Di-n-butyl phthalate	EPA 8270E	10242543	Extractable Organics	2/15/2023
6200	Di-n-octyl phthalate	EPA 8270E	10242543	Extractable Organics	2/15/2023
7510	Endosulfan I	EPA 8081B	10178811	Pesticides-Herbicides-PCB's	2/15/2023
7515	Endosulfan II	EPA 8081B	10178811	Pesticides-Herbicides-PCB's	2/15/2023
7520	Endosulfan sulfate	EPA 8081B	10178811	Pesticides-Herbicides-PCB's	2/15/2023
7540	Endrin	EPA 8081B	10178811	Pesticides-Herbicides-PCB's	2/15/2023
7530	Endrin aldehyde	EPA 8081B	10178811	Pesticides-Herbicides-PCB's	2/15/2023
7535	Endrin ketone	EPA 8081B	10178811	Pesticides-Herbicides-PCB's	2/15/2023
4810	Ethyl methacrylate	EPA 8260D	10307127	Volatile Organics	4/11/2023
4765	Ethylbenzene	EPA 8260D	10307127	Volatile Organics	2/15/2023
2530	Fecal coliforms	SM 9221 E-2014	20227263	Microbiology	2/6/2023

Attachment to Certificate #: E83018-98, expiration date June 30, 2024. This listing of accredited analytes should be used only when associated with a valid certificate.

State Laboratory ID: E83018 **EPA Lab Code: FL00091** **(407) 339-5984**

E83018
Eurofins Orlando
481 Newburyport Avenue
Altamonte Springs, FL 32701

Matrix: Solid and Chemical Materials

Analyte#	Analyte	Method/Tech	Method Code	Category	Effective Date
6265	Fluoranthene	EPA 8270E	10242543	Extractable Organics	2/15/2023
6270	Fluorene	EPA 8270E	10242543	Extractable Organics	2/15/2023
1730	Fluoride	EPA 9056A	10199607	General Chemistry	4/11/2023
7120	gamma-BHC (Lindane, gamma-Hexachlorocyclohexane)	EPA 8081B	10178811	Pesticides-Herbicides-PCB's	2/15/2023
7685	Heptachlor	EPA 8081B	10178811	Pesticides-Herbicides-PCB's	2/15/2023
7690	Heptachlor epoxide	EPA 8081B	10178811	Pesticides-Herbicides-PCB's	2/15/2023
6275	Hexachlorobenzene	EPA 8270E	10242543	Extractable Organics	2/15/2023
4835	Hexachlorobutadiene	EPA 8260D	10307127	Volatile Organics	2/15/2023
4835	Hexachlorobutadiene	EPA 8270E	10242543	Extractable Organics	2/15/2023
6285	Hexachlorocyclopentadiene	EPA 8270E	10242543	Extractable Organics	2/15/2023
4840	Hexachloroethane	EPA 8260D	10307127	Volatile Organics	2/15/2023
4840	Hexachloroethane	EPA 8270E	10242543	Extractable Organics	2/15/2023
1780	Ignitability	EPA 1010B	10234830	General Chemistry	2/15/2023
6315	Indeno(1,2,3-cd)pyrene	EPA 8270E	10242543	Extractable Organics	2/15/2023
4870	Iodomethane (Methyl iodide)	EPA 8260D	10307127	Volatile Organics	2/15/2023
1070	Iron	EPA 6010D	10155950	Metals	2/15/2023
1070	Iron	EPA 6020B	10156420	Metals	4/11/2023
6320	Isophorone	EPA 8270E	10242543	Extractable Organics	2/15/2023
4900	Isopropylbenzene	EPA 8260D	10307127	Volatile Organics	2/15/2023
1795	Kjeldahl nitrogen - total	EPA 351.2	10065404	General Chemistry	1/2/2007
1075	Lead	EPA 6010D	10155950	Metals	4/11/2023
1075	Lead	EPA 6020B	10156420	Metals	2/15/2023
1080	Lithium	EPA 6010D	10155950	Metals	4/11/2023
5240	m+p-Xylenes	EPA 8260D	10307127	Volatile Organics	4/11/2023
1085	Magnesium	EPA 6010D	10155950	Metals	2/15/2023
1085	Magnesium	EPA 6020B	10156420	Metals	4/11/2023
1090	Manganese	EPA 6010D	10155950	Metals	2/15/2023
1090	Manganese	EPA 6020B	10156420	Metals	4/11/2023
1095	Mercury	EPA 7471B	10166457	Metals	2/15/2023
7810	Methoxychlor	EPA 8081B	10178811	Pesticides-Herbicides-PCB's	2/15/2023
4950	Methyl bromide (Bromomethane)	EPA 8260D	10307127	Volatile Organics	2/15/2023
4960	Methyl chloride (Chloromethane)	EPA 8260D	10307127	Volatile Organics	2/15/2023
4990	Methyl methacrylate	EPA 8260D	10307127	Volatile Organics	4/11/2023
5000	Methyl tert-butyl ether (MTBE)	EPA 8260D	10307127	Volatile Organics	2/15/2023
4975	Methylene chloride	EPA 8260D	10307127	Volatile Organics	2/15/2023
1100	Molybdenum	EPA 6010D	10155950	Metals	4/11/2023

Attachment to Certificate #: E83018-98, expiration date June 30, 2024. This listing of accredited analytes should be used only when associated with a valid certificate.

State Laboratory ID: E83018 **EPA Lab Code: FL00091** **(407) 339-5984**

E83018
Eurofins Orlando
481 Newburyport Avenue
Altamonte Springs, FL 32701

Matrix: Solid and Chemical Materials

Analyte#	Analyte	Method/Tech	Method Code	Category	Effective Date
1100	Molybdenum	EPA 6020B	10156420	Metals	2/15/2023
5005	Naphthalene	EPA 8260D	10307127	Volatile Organics	2/15/2023
5005	Naphthalene	EPA 8270E	10242543	Extractable Organics	2/15/2023
4435	n-Butylbenzene	EPA 8260D	10307127	Volatile Organics	2/15/2023
1105	Nickel	EPA 6010D	10155950	Metals	4/11/2023
1105	Nickel	EPA 6020B	10156420	Metals	2/15/2023
1805	Nitrate	EPA 9056A	10199607	General Chemistry	4/11/2023
1835	Nitrite	EPA 9056A	10199607	General Chemistry	4/11/2023
5015	Nitrobenzene	EPA 8270E	10242543	Extractable Organics	2/15/2023
6530	n-Nitrosodimethylamine	EPA 8270E	10242543	Extractable Organics	2/15/2023
6545	n-Nitrosodi-n-propylamine	EPA 8270E	10242543	Extractable Organics	2/15/2023
6535	n-Nitrosodiphenylamine	EPA 8270E	10242543	Extractable Organics	2/15/2023
5090	n-Propylbenzene	EPA 8260D	10307127	Volatile Organics	2/15/2023
5250	o-Xylene	EPA 8260D	10307127	Volatile Organics	4/11/2023
6605	Pentachlorophenol	EPA 8270E	10242543	Extractable Organics	2/15/2023
1900	pH	EPA 9040C	10244403	General Chemistry	4/11/2023
1900	pH	EPA 9045D	10198455	General Chemistry	4/11/2023
6615	Phenanthrene	EPA 8270E	10242543	Extractable Organics	2/15/2023
6625	Phenol	EPA 8270E	10242543	Extractable Organics	2/15/2023
1910	Phosphorus, total	EPA 365.4	10071202	General Chemistry	1/2/2007
4910	p-Isopropyltoluene	EPA 8260D	10307127	Volatile Organics	2/15/2023
1125	Potassium	EPA 6010D	10155950	Metals	2/15/2023
1125	Potassium	EPA 6020B	10156420	Metals	4/11/2023
6665	Pyrene	EPA 8270E	10242543	Extractable Organics	2/15/2023
5095	Pyridine	EPA 8270E	10242543	Extractable Organics	2/15/2023
4440	sec-Butylbenzene	EPA 8260D	10307127	Volatile Organics	2/15/2023
1140	Selenium	EPA 6010D	10155950	Metals	4/11/2023
1140	Selenium	EPA 6020B	10156420	Metals	2/15/2023
1150	Silver	EPA 6010D	10155950	Metals	4/11/2023
1150	Silver	EPA 6020B	10156420	Metals	2/15/2023
1155	Sodium	EPA 6010D	10155950	Metals	2/15/2023
1155	Sodium	EPA 6020B	10156420	Metals	4/11/2023
1160	Strontium	EPA 6010D	10155950	Metals	4/11/2023
1160	Strontium	EPA 6020B	10156420	Metals	2/15/2023
5100	Styrene	EPA 8260D	10307127	Volatile Organics	2/15/2023
2000	Sulfate	EPA 9056A	10199607	General Chemistry	4/11/2023

Attachment to Certificate #: E83018-98, expiration date June 30, 2024. This listing of accredited analytes should be used only when associated with a valid certificate.

State Laboratory ID: E83018 **EPA Lab Code: FL00091** **(407) 339-5984**

E83018
Eurofins Orlando
481 Newburyport Avenue
Altamonte Springs, FL 32701

Matrix: Solid and Chemical Materials

Analyte#	Analyte	Method/Tech	Method Code	Category	Effective Date
1460	Synthetic Precipitation Leaching Procedure (SPLP)	EPA 1312	10119003	General Chemistry	9/20/2012
4445	tert-Butylbenzene	EPA 8260D	10307127	Volatile Organics	2/15/2023
5115	Tetrachloroethylene (Perchloroethylene)	EPA 8260D	10307127	Volatile Organics	2/15/2023
1165	Thallium	EPA 6010D	10155950	Metals	4/11/2023
1165	Thallium	EPA 6020B	10156420	Metals	2/15/2023
1180	Titanium	EPA 6010D	10155950	Metals	4/11/2023
5140	Toluene	EPA 8260D	10307127	Volatile Organics	2/15/2023
1645	Total cyanide	EPA 9014	10193803	General Chemistry	4/11/2023
1825	Total nitrate-nitrite	EPA 353.2	10067604	General Chemistry	1/2/2007
1825	Total nitrate-nitrite	EPA 9056A	10199607	General Chemistry	4/11/2023
2050	Total Petroleum Hydrocarbons (TPH)	FL-PRO	90015808	Extractable Organics	6/1/2001
8250	Toxaphene (Chlorinated camphene)	EPA 8081B	10178811	Pesticides-Herbicides-PCB's	2/15/2023
1466	Toxicity Characteristic Leaching Procedure (TCLP)	EPA 1311	10118806	General Chemistry	6/1/2001
4700	trans-1,2-Dichloroethylene	EPA 8260D	10307127	Volatile Organics	2/15/2023
4685	trans-1,3-Dichloropropene	EPA 8260D	10307127	Volatile Organics	2/15/2023
5170	Trichloroethene (Trichloroethylene)	EPA 8260D	10307127	Volatile Organics	2/15/2023
5175	Trichlorofluoromethane	EPA 8260D	10307127	Volatile Organics	2/15/2023
1185	Vanadium	EPA 6010D	10155950	Metals	4/11/2023
1185	Vanadium	EPA 6020B	10156420	Metals	2/15/2023
5225	Vinyl acetate	EPA 8260D	10307127	Volatile Organics	2/15/2023
5235	Vinyl chloride	EPA 8260D	10307127	Volatile Organics	2/15/2023
5260	Xylene (total)	EPA 8260D	10307127	Volatile Organics	2/15/2023
1190	Zinc	EPA 6010D	10155950	Metals	4/11/2023
1190	Zinc	EPA 6020B	10156420	Metals	2/15/2023

APPENDIX C

Well Condition Assessment Forms and Well Maintenance and Repair Documentation Memorandum

APPENDIX C

Well Maintenance and Repair Documentation Memorandum

TECHNICAL MEMORANDUM

DATE August 19, 2024

TO Joju Abraham, PG
Southern Company Services

CC Ben Hodges, Georgia Power Company

FROM WSP USA Inc.

PLANT SCHERER ASH POND 1 – WELL MAINTENANCE AND REPAIR DOCUMENTATION

GEORGIA POWER COMPANY

WSP USA Inc. (WSP) has prepared this memorandum to provide documentation of groundwater monitoring well maintenance and/or repair performed at Plant Scherer Ash Pond 1 during the semi-annual reporting period. Repairs and maintenance were completed in accordance with the Georgia Environmental Protection Division (GAEPD) guidance on routine visual inspections of groundwater monitoring wells.

Table 1: Plant Scherer Ash Pond 1 – Well Maintenance Summary

Georgia Power Site/Unit	Date Performed	Well ID	Maintenance/Repair Performed
Scherer / AP1	04/2024	SGWA-3	Cleared overgrowth from well pad
Scherer / AP1	01/2024	SGWA-4	Replaced well lid. Cleared overgrowth from well pad
Scherer / AP1	04/2024	SGWC-6	Cleared overgrowth from well pad
Scherer / AP1	01/2024	SGWC-8	Replaced broken latch
Scherer / AP1	07/2024	SGWC-10	Cleared overgrowth from well pad and hinge repaired
Scherer / AP1	01/2024	SGWC-13	Replaced lock tab and hinge on well casing
Scherer / AP1	04/2024	SGWC-15	Anthill cleared to improve access and visibility
Scherer / AP1	04/2024	SGWC-16	Anthill cleared to improve access and visibility
Scherer / AP1	01/2024	SGWC-20	Replaced lock tab
Scherer / AP1	04/2024	PZ-10S	Cleared overgrowth from well pad
Scherer / AP1	04/2024	PZ-11S	Cleared overgrowth from well pad
Scherer / AP1	07/2024	PZ-32S	Cleared overgrowth from well pad and areas surrounding

Georgia Power Site/Unit	Date Performed	Well ID	Maintenance/Repair Performed
Scherer / AP1	07/2024	PZ-32D	Cleared overgrowth from well pad and areas surrounding
Scherer / AP1	07/2024	PZ-36I	Anthill cleared to improve access and visibility
Scherer / AP1	07/2024	PZ-36S	Anthill cleared to improve access and visibility
Scherer / AP1	04/2024	PZ-45D	Cleared overgrowth from well pad
Scherer / AP1	04/2024	PZ-46D	Cleared overgrowth from well pad
Scherer / AP1	04/2024	PZ-47D	Cleared overgrowth from well pad
Scherer / AP1	04/2024	PZ-49S	Cleared overgrowth from well pad
Scherer / AP1	04/2024	PZ-55	Cleared overgrowth from well pad
Scherer / AP1	04/2024	LPZ-03	Cleared overgrowth from well pad
Scherer / AP1	07/2024	LPZ-04	Replaced pad and protective cover
Scherer / AP1	04/2024	LPZ-05	Cleared overgrowth from well pad

All maintenance and repairs are also documented in the 2024 semi-annual groundwater monitoring report.

WSP USA Inc.

Dawn L. Prell
Technical Principal, Hydrogeologist

Rhonda Quinn, PG
Senior Consultant, Geologist

Southern Company CFS
Plant Scherer July 2024 Well O&M (July 2nd)

LPZ-4 – Replaced pad and protective cover.

SGWC-10 – Repaired hinge so the protective cover lid would close properly.

Southern Company

Southern Company CFS
Plant Scherer July 2024 Well O&M (July 2nd)

PZ-36I/PZ-36S – Removed ant beds from pads.

GWA-22 – No ant bed observed on pad.

Southern Company

Southern Company CFS
Plant Scherer July 2024 Well O&M (July 2nd)

PZ-32S/PZ-32D – Cleared overgrowth.

Southern Company

APPENDIX C

Well Condition Assessment Forms

Site Name: Plant Scherer

Well Inspection

Date: 2/19/2024

Permit Number:_____

Field Conditions:_____

Well ID:	Location/Identification			
	Visible and accessible	Properly identified with correct well ID	Located in high traffic area; does the well require protection from traffic	Acceptable drainage around well (no standing water, not located in obvious drainage flow path)
SGWA-1	Yes	Yes	No	Yes
SGWA-2	Yes	Yes	No	Yes
SGWA-3	Yes	Yes	No	Yes
SGWA-4	Yes	Yes	No	Yes
SGWA-5	Yes	Yes	No	Yes
SGWC-6	Yes	Yes	No	Yes
SGWC-7	Yes	Yes	No	Yes
SGWC-8	Yes	Yes	No	Yes
SGWC-9	Yes	Yes	No	Yes
SGWC-10	Yes	Yes	No	Yes
SGWC-11	Yes	Yes	No	Yes
SGWC-12	Yes	Yes	No	Yes
SGWC-13	Yes	Yes	No	Yes
SGWC-14	Yes	Yes	No	Yes
SGWC-15	Yes	Yes	No	Yes
SGWC-16	Yes	Yes	No	Yes
SGWC-17	Yes	Yes	No	Yes
SGWC-18	Yes	Yes	No	Yes
SGWC-19	Yes	Yes	No	Yes
SGWC-20	Yes	Yes	No	Yes
SGWC-21	Yes	Yes	No	Yes
SGWC-22	Yes	Yes	No	Yes
SGWC-23	Yes	Yes	No	Yes
SGWA-24	Yes	Yes	No	Yes
SGWA-25	Yes	Yes	No	Yes
PZ-13S	Yes	Yes	No	Yes
PZ-14S	Yes	Yes	No	Yes
PZ-17I	Yes	Yes	No	Yes
PZ-39S	Yes	Yes	No	Yes
PZ-40I	Yes	Yes	No	Yes
PZ-41S	Yes	Yes	No	Yes
PZ-42I	Yes	Yes	No	Yes
PZ-43S	Yes	Yes	No	Yes
PZ-44I	Yes	Yes	No	Yes
PZ-69I	Yes	Yes	No	Yes
PZ-2I	Yes	Yes	No	Yes
PZ-3S	Yes	Yes	No	Yes
PZ-5I	Yes	Yes	No	Yes
PZ-9I	Yes	Yes	No	Yes

Site Name: Plant Scherer

Well Inspection

Date: 2/19/2024

Permit Number:_____

Field Conditions:_____

Well ID:	Location/Identification			
	Visible and accessible	Properly identified with correct well ID	Located in high traffic area; does the well require protection from traffic	Acceptable drainage around well (no standing water, not located in obvious drainage flow path)
PZ-10S	Yes	Yes	No	Yes
PZ-11S	Yes	Yes	No	Yes
PZ-12S	Yes	Yes	No	Yes
PZ-14I	Yes	Yes	No	Yes
PZ-15S	Yes	Yes	No	Yes
PZ-19I	Yes	Yes	No	Yes
PZ-19S	Yes	Yes	No	Yes
PZ-20I	Yes	Yes	No	Yes
PZ-21S	Yes	Yes	No	Yes
PZ-25S	Yes	Yes	No	Yes
PZ-25I	Yes	Yes	No	Yes
PZ-26S	Yes	Yes	No	Yes
PZ-27D	Yes	Yes	No	Yes
PZ-27S	Yes	Yes	No	Yes
PZ-28I	Yes	Yes	No	Yes
PZ-29S	Yes	Yes	No	Yes
PZ-30I	Yes	Yes	No	Yes
PZ-31I	Yes	Yes	No	Yes
PZ-32D	No	Yes	No	Yes
PZ-32S	No	Yes	No	Yes
PZ-33I	Yes	Yes	No	Yes
PZ-34S	Yes	Yes	No	Yes
PZ-35I	Yes	Yes	No	Yes
PZ-36I	Yes	Yes	No	Yes
PZ-36S	Yes	Yes	No	Yes
PZ-37I	Yes	Yes	No	Yes
PZ-38I	Yes	Yes	No	Yes
PZ-45D	Yes	Yes	No	Yes
PZ-46D	Yes	Yes	No	Yes
PZ-47D	Yes	Yes	No	Yes
PZ-48S	Yes	Yes	No	Yes
PZ-49D	Yes	Yes	No	Yes
PZ-49S	Yes	Yes	No	Yes
PZ-51D	Yes	Yes	No	Yes
PZ-52	Yes	Yes	No	Yes
PZ-53	Yes	Yes	No	Yes
PZ-54	Yes	Yes	No	Yes

Site Name: Plant Scherer

Well Inspection

Date: 2/19/2024

Permit Number:_____

Field Conditions:_____

Well ID:	Location/Identification			
	Visible and accessible	Properly identified with correct well ID	Located in high traffic area; does the well require protection from traffic	Acceptable drainage around well (no standing water, not located in obvious drainage flow path)
PZ-55	Yes	Yes	No	Yes
PZ-56	Yes	Yes	No	Yes
PZ-57	Yes	Yes	No	Yes
PZ-58	Yes	Yes	No	Yes
PZ-59S	Yes	Yes	No	Yes
PZ-59D	Yes	Yes	No	Yes
PZ-60S	Yes	Yes	No	Yes
PZ-60D	Yes	Yes	No	Yes
PZ-61	Yes	Yes	No	Yes
PZ-62	Yes	Yes	No	Yes
PZ-63	Yes	Yes	No	Yes
PZ-64	Yes	Yes	No	Yes
PZ-65	Yes	Yes	No	Yes
PZ-66D	Yes	Yes	No	Yes
PZ-66	Yes	Yes	No	Yes
PZ-67D	Yes	Yes	No	Yes
PZ-67	Yes	Yes	No	Yes
PZ-68	Yes	Yes	No	Yes
LPZ-01	Yes	Yes	No	Yes
LPZ-02	Yes	Yes	No	Yes
LPZ-03	Yes	Yes	No	Yes
LPZ-04	Yes	Yes	No	Yes
LPZ-05	Yes	Yes	No	Yes
B-102A	Yes	Yes	No	Yes
B-102B	Yes	Yes	No	Yes
B-103A	Yes	Yes	No	Yes
B-103B	Yes	Yes	No	Yes
B-104A	Yes	Yes	No	Yes
B-104B	Yes	Yes	No	Yes
GWC-30	Yes	Yes	No	Yes
GWC-31	Yes	Yes	No	Yes
GWC-32	Yes	Yes	No	Yes
GWC-33A	Yes	Yes	No	Yes
GWC-34	Yes	Yes	No	Yes
GWC-35	Yes	Yes	No	Yes
GWC-36	Yes	Yes	No	Yes
GWC-37	Yes	Yes	No	Yes

Site Name: Plant Scherer

Well Inspection

Date: 2/19/2024

Permit Number:_____

Field Conditions:_____

Well ID:	Location/Identification			
	Visible and accessible	Properly identified with correct well ID	Located in high traffic area; does the well require protection from traffic	Acceptable drainage around well (no standing water, not located in obvious drainage flow path)
GWC-38	Yes	Yes	No	Yes
GWA-39	Yes	Yes	No	Yes
GWA-40	Yes	Yes	No	Yes
GWA-41	Yes	Yes	No	Yes
GWA-42	Yes	Yes	No	Yes
GWA-43	Yes	Yes	No	Yes
GWA-44	Yes	Yes	No	Yes
GWA-44A	Yes	Yes	No	Yes
GWA-54	Yes	Yes	No	Yes
GWC-1	Yes	Yes	No	Yes
GWC-2	Yes	Yes	No	Yes
GWC-3	Yes	Yes	No	Yes
GWC-4	Yes	Yes	No	Yes
GWC-5	Yes	Yes	No	Yes
GWC-6	Yes	Yes	No	Yes
GWC-7	Yes	Yes	No	Yes
GWC-8	Yes	Yes	No	Yes
GWC-8A	Yes	Yes	No	Yes
GWC-9	Yes	Yes	No	Yes
GWC-10	Yes	Yes	No	Yes
GWC-11	Yes	Yes	No	Yes
GWC-12	Yes	Yes	No	Yes
GWC-13	Yes	Yes	No	Yes
GWC-14	Yes	Yes	No	Yes
GWA-15	Yes	Yes	No	Yes
GWA-16	Yes	Yes	No	Yes
GWA-17	Yes	Yes	No	Yes
GWC-18	Yes	Yes	No	Yes
GWC-19	Yes	Yes	No	Yes
GWC-20	Yes	Yes	No	Yes
GWA-21	Yes	Yes	No	Yes
GWA-22	Yes	Yes	No	Yes
GWC-29	Yes	Yes	No	Yes
GWA-45	Yes	Yes	No	Yes
GWA-46	Yes	Yes	No	Yes
GWA-47	Yes	Yes	No	Yes
GWA-48	Yes	Yes	No	Yes

Site Name: Plant Scherer

Well Inspection

Date: 2/19/2024

Permit Number:_____

Field Conditions:_____

Well ID:	Location/Identification			
	Visible and accessible	Properly identified with correct well ID	Located in high traffic area; does the well require protection from traffic	Acceptable drainage around well (no standing water, not located in obvious drainage flow path)
GWA-49	Yes	Yes	No	Yes
GWC-50	Yes	Yes	No	Yes
GWC-51	Yes	Yes	No	Yes
GWC-52	Yes	Yes	No	Yes
GWC-53	Yes	Yes	No	Yes

Site Name: Plant Scherer

Well Inspection

Date: 2/19/2024

Permit Number:_____

Field Conditions:_____

Well ID:	Protective Casing				
	Free from apparent damage and able to be secured	No degradation or deterioration	Functioning weep hole	Annular space clear of debris and water, or filled with pea gravel/sand	Locked and is the lock in good condition
SGWA-1	Yes	Yes	Yes	Yes	Yes
SGWA-2	Yes	Yes	Yes	Yes	Yes
SGWA-3	Yes	Yes	Yes	Yes	Yes
SGWA-4	Yes	Yes	Yes	Yes	Yes
SGWA-5	Yes	Yes	Yes	Yes	Yes
SGWC-6	Yes	Yes	Yes	Yes	Yes
SGWC-7	Yes	Yes	Yes	Yes	Yes
SGWC-8	Yes	Yes	Yes	Yes	No
SGWC-9	Yes	Yes	Yes	Yes	Yes
SGWC-10	No	No	Yes	Yes	Yes
SGWC-11	Yes	Yes	Yes	Yes	Yes
SGWC-12	Yes	Yes	Yes	Yes	Yes
SGWC-13	Yes	Yes	Yes	Yes	No
SGWC-14	Yes	Yes	Yes	Yes	Yes
SGWC-15	Yes	Yes	Yes	Yes	Yes
SGWC-16	Yes	Yes	Yes	Yes	Yes
SGWC-17	Yes	Yes	Yes	Yes	Yes
SGWC-18	Yes	Yes	Yes	Yes	Yes
SGWC-19	Yes	Yes	Yes	Yes	Yes
SGWC-20	Yes	Yes	Yes	Yes	No
SGWC-21	Yes	Yes	Yes	Yes	Yes
SGWC-22	Yes	Yes	Yes	Yes	Yes
SGWC-23	Yes	Yes	Yes	Yes	Yes
SGWA-24	Yes	Yes	Yes	Yes	Yes
SGWA-25	Yes	Yes	Yes	Yes	Yes
PZ-13S	Yes	Yes	Yes	Yes	Yes
PZ-14S	Yes	Yes	Yes	Yes	Yes
PZ-17I	Yes	Yes	Yes	Yes	Yes
PZ-39S	Yes	Yes	Yes	Yes	Yes
PZ-40I	Yes	Yes	Yes	Yes	Yes
PZ-41S	Yes	Yes	Yes	Yes	Yes
PZ-42I	Yes	Yes	Yes	Yes	Yes
PZ-43S	Yes	Yes	Yes	Yes	Yes
PZ-44I	Yes	Yes	Yes	Yes	Yes
PZ-69I	Yes	Yes	Yes	Yes	Yes
PZ-2I	Yes	Yes	Yes	Yes	Yes
PZ-3S	Yes	Yes	Yes	Yes	Yes
PZ-5I	Yes	Yes	Yes	Yes	Yes
PZ-9I	Yes	Yes	Yes	Yes	Yes

Site Name: Plant Scherer

Well Inspection

Date: 2/19/2024

Permit Number:_____

Field Conditions:_____

Well ID:	Protective Casing				
	Free from apparent damage and able to be secured	No degradation or deterioration	Functioning weep hole	Annular space clear of debris and water, or filled with pea gravel/sand	Locked and is the lock in good condition
PZ-10S	Yes	Yes	Yes	Yes	Yes
PZ-11S	Yes	Yes	Yes	Yes	Yes
PZ-12S	Yes	Yes	Yes	Yes	Yes
PZ-14I	Yes	Yes	Yes	Yes	Yes
PZ-15S	Yes	Yes	Yes	Yes	Yes
PZ-19I	Yes	Yes	Yes	Yes	Yes
PZ-19S	Yes	Yes	Yes	Yes	Yes
PZ-20I	Yes	Yes	Yes	Yes	Yes
PZ-21S	Yes	Yes	Yes	Yes	Yes
PZ-25S	Yes	Yes	Yes	Yes	Yes
PZ-25I	Yes	Yes	Yes	Yes	Yes
PZ-26S	Yes	Yes	Yes	Yes	Yes
PZ-27D	Yes	Yes	Yes	Yes	Yes
PZ-27S	Yes	Yes	Yes	Yes	Yes
PZ-28I	Yes	Yes	Yes	Yes	Yes
PZ-29S	Yes	Yes	Yes	Yes	Yes
PZ-30I	Yes	Yes	Yes	Yes	Yes
PZ-31I	Yes	Yes	Yes	Yes	Yes
PZ-32D	Yes	Yes	Yes	Yes	Yes
PZ-32S	Yes	Yes	Yes	Yes	Yes
PZ-33I	Yes	Yes	Yes	Yes	Yes
PZ-34S	Yes	Yes	Yes	Yes	Yes
PZ-35I	Yes	Yes	Yes	Yes	Yes
PZ-36I	Yes	Yes	Yes	Yes	Yes
PZ-36S	Yes	Yes	Yes	Yes	Yes
PZ-37I	Yes	Yes	Yes	Yes	Yes
PZ-38I	Yes	Yes	Yes	Yes	Yes
PZ-45D	Yes	Yes	Yes	Yes	Yes
PZ-46D	Yes	Yes	Yes	Yes	Yes
PZ-47D	Yes	Yes	Yes	Yes	Yes
PZ-48S	Yes	Yes	Yes	Yes	Yes
PZ-49D	Yes	Yes	Yes	Yes	Yes
PZ-49S	Yes	Yes	Yes	Yes	Yes
PZ-51D	Yes	Yes	Yes	Yes	Yes
PZ-52	Yes	Yes	Yes	Yes	Yes
PZ-53	Yes	Yes	Yes	Yes	Yes
PZ-54	Yes	Yes	Yes	Yes	Yes

Site Name: Plant Scherer

Well Inspection

Date: 2/19/2024

Permit Number:_____

Field Conditions:_____

Well ID:	Protective Casing				
	Free from apparent damage and able to be secured	No degradation or deterioration	Functioning weep hole	Annular space clear of debris and water, or filled with pea gravel/sand	Locked and is the lock in good condition
PZ-55	Yes	Yes	Yes	Yes	Yes
PZ-56	Yes	Yes	Yes	Yes	Yes
PZ-57	Yes	Yes	Yes	Yes	Yes
PZ-58	Yes	Yes	Yes	Yes	Yes
PZ-59S	Yes	Yes	Yes	Yes	Yes
PZ-59D	Yes	Yes	Yes	Yes	Yes
PZ-60S	Yes	Yes	Yes	Yes	Yes
PZ-60D	Yes	Yes	Yes	Yes	Yes
PZ-61	Yes	Yes	Yes	Yes	Yes
PZ-62	Yes	Yes	Yes	Yes	Yes
PZ-63	Yes	Yes	Yes	Yes	Yes
PZ-64	Yes	Yes	Yes	Yes	Yes
PZ-65	Yes	Yes	Yes	Yes	Yes
PZ-66D	Yes	Yes	Yes	Yes	Yes
PZ-66	Yes	Yes	Yes	Yes	Yes
PZ-67D	Yes	Yes	Yes	Yes	Yes
PZ-67	Yes	Yes	Yes	Yes	Yes
PZ-68	Yes	Yes	Yes	Yes	Yes
LPZ-01	Yes	Yes	Yes	Yes	Yes
LPZ-02	Yes	Yes	Yes	Yes	Yes
LPZ-03	Yes	Yes	Yes	Yes	Yes
LPZ-04	No	No	No	No	No
LPZ-05	Yes	Yes	Yes	Yes	Yes
B-102A	Yes	Yes	Yes	Yes	Yes
B-102B	Yes	Yes	Yes	Yes	Yes
B-103A	Yes	Yes	Yes	Yes	Yes
B-103B	Yes	Yes	Yes	Yes	Yes
B-104A	Yes	Yes	Yes	Yes	Yes
B-104B	Yes	Yes	Yes	Yes	Yes
GWC-30	Yes	Yes	Yes	Yes	Yes
GWC-31	Yes	Yes	Yes	Yes	Yes
GWC-32	Yes	Yes	Yes	Yes	Yes
GWC-33A	Yes	Yes	Yes	Yes	Yes
GWC-34	Yes	Yes	Yes	Yes	Yes
GWC-35	Yes	Yes	Yes	Yes	Yes
GWC-36	Yes	Yes	Yes	Yes	Yes
GWC-37	Yes	Yes	Yes	Yes	Yes

Site Name: Plant Scherer

Well Inspection

Date: 2/19/2024

Permit Number:_____

Field Conditions:_____

Well ID:	Protective Casing				
	Free from apparent damage and able to be secured	No degradation or deterioration	Functioning weep hole	Annular space clear of debris and water, or filled with pea gravel/sand	Locked and is the lock in good condition
GWC-38	Yes	Yes	Yes	Yes	Yes
GWA-39	Yes	Yes	Yes	Yes	Yes
GWA-40	Yes	Yes	Yes	Yes	Yes
GWA-41	Yes	Yes	Yes	Yes	Yes
GWA-42	Yes	Yes	Yes	Yes	Yes
GWA-43	Yes	Yes	Yes	Yes	Yes
GWA-44	Yes	Yes	Yes	Yes	Yes
GWA-44A	Yes	Yes	Yes	Yes	Yes
GWA-54	Yes	Yes	Yes	Yes	Yes
GWC-1	Yes	Yes	Yes	Yes	Yes
GWC-2	Yes	Yes	Yes	Yes	Yes
GWC-3	Yes	Yes	Yes	Yes	Yes
GWC-4	Yes	Yes	Yes	Yes	Yes
GWC-5	Yes	Yes	Yes	Yes	Yes
GWC-6	Yes	Yes	Yes	Yes	Yes
GWC-7	Yes	Yes	Yes	Yes	Yes
GWC-8	Yes	Yes	Yes	Yes	Yes
GWC-8A	Yes	Yes	Yes	Yes	Yes
GWC-9	Yes	Yes	Yes	Yes	Yes
GWC-10	Yes	Yes	Yes	Yes	Yes
GWC-11	Yes	Yes	Yes	Yes	Yes
GWC-12	Yes	Yes	Yes	Yes	Yes
GWC-13	Yes	Yes	Yes	Yes	Yes
GWC-14	Yes	Yes	Yes	Yes	Yes
GWA-15	Yes	Yes	Yes	Yes	Yes
GWA-16	Yes	Yes	Yes	Yes	Yes
GWA-17	Yes	Yes	Yes	Yes	Yes
GWC-18	Yes	Yes	Yes	Yes	Yes
GWC-19	Yes	Yes	Yes	Yes	Yes
GWC-20	Yes	Yes	Yes	Yes	Yes
GWA-21	Yes	Yes	Yes	Yes	Yes
GWA-22	Yes	Yes	Yes	Yes	Yes
GWC-29	Yes	Yes	Yes	Yes	Yes
GWA-45	Yes	Yes	Yes	Yes	Yes
GWA-46	Yes	Yes	Yes	Yes	Yes
GWA-47	Yes	Yes	Yes	Yes	Yes
GWA-48	Yes	Yes	Yes	Yes	Yes

Site Name: Plant Scherer

Well Inspection

Date: 2/19/2024

Permit Number:_____

Field Conditions:_____

Well ID:	Protective Casing				
	Free from apparent damage and able to be secured	No degradation or deterioration	Functioning weep hole	Annular space clear of debris and water, or filled with pea gravel/sand	Locked and is the lock in good condition
GWA-49	Yes	Yes	Yes	Yes	Yes
GWC-50	Yes	Yes	Yes	Yes	Yes
GWC-51	Yes	Yes	Yes	Yes	Yes
GWC-52	Yes	Yes	Yes	Yes	Yes
GWC-53	Yes	Yes	Yes	Yes	Yes

Site Name: Plant Scherer

Well Inspection

Date: 2/19/2024

Permit Number:_____

Field Conditions:_____

Well ID:	Surface Pad			Internal Casing		
	Good condition (not cracked/ broken)	Sloped away from the protective casing	In complete contact with the ground surface and stable	Cap prevents entry of foreign material into the well	Free of kinks/bends, or any obstructions from foreign objects (such as bailers)	Properly vented for equilibration of air pressure
SGWA-1	Yes	Yes	Yes	Yes	Yes	Yes
SGWA-2	Yes	Yes	Yes	Yes	Yes	Yes
SGWA-3	Yes	Yes	Yes	Yes	Yes	Yes
SGWA-4	Yes	Yes	Yes	Yes	Yes	Yes
SGWA-5	Yes	Yes	Yes	Yes	Yes	Yes
SGWC-6	Yes	Yes	Yes	Yes	Yes	Yes
SGWC-7	Yes	Yes	Yes	Yes	Yes	Yes
SGWC-8	Yes	Yes	Yes	Yes	Yes	Yes
SGWC-9	Yes	Yes	Yes	Yes	Yes	Yes
SGWC-10	Yes	Yes	Yes	Yes	Yes	Yes
SGWC-11	Yes	Yes	Yes	Yes	Yes	Yes
SGWC-12	Yes	Yes	Yes	Yes	Yes	Yes
SGWC-13	Yes	Yes	Yes	Yes	Yes	Yes
SGWC-14	Yes	Yes	Yes	Yes	Yes	Yes
SGWC-15	Yes	Yes	Yes	Yes	Yes	Yes
SGWC-16	Yes	Yes	Yes	Yes	Yes	Yes
SGWC-17	Yes	Yes	Yes	Yes	Yes	Yes
SGWC-18	Yes	Yes	Yes	Yes	Yes	Yes
SGWC-19	Yes	Yes	Yes	Yes	Yes	Yes
SGWC-20	Yes	Yes	Yes	Yes	Yes	Yes
SGWC-21	Yes	Yes	Yes	Yes	Yes	Yes
SGWC-22	Yes	Yes	Yes	Yes	Yes	Yes
SGWC-23	Yes	Yes	Yes	Yes	Yes	Yes
SGWA-24	Yes	Yes	Yes	Yes	Yes	Yes
SGWA-25	Yes	Yes	Yes	Yes	Yes	Yes
PZ-13S	Yes	Yes	Yes	Yes	Yes	Yes
PZ-14S	Yes	Yes	Yes	Yes	Yes	Yes
PZ-17I	Yes	Yes	Yes	Yes	Yes	Yes
PZ-39S	Yes	Yes	Yes	Yes	Yes	Yes
PZ-40I	Yes	Yes	Yes	Yes	Yes	Yes
PZ-41S	Yes	Yes	Yes	Yes	Yes	Yes
PZ-42I	Yes	Yes	Yes	Yes	Yes	Yes
PZ-43S	Yes	Yes	Yes	No	Yes	Yes
PZ-44I	Yes	Yes	Yes	Yes	Yes	Yes
PZ-69I	Yes	Yes	Yes	Yes	Yes	Yes
PZ-2I	Yes	Yes	Yes	Yes	Yes	Yes
PZ-3S	Yes	Yes	Yes	Yes	Yes	Yes
PZ-5I	Yes	Yes	Yes	Yes	Yes	Yes
PZ-9I	Yes	Yes	Yes	Yes	Yes	Yes

Site Name: Plant Scherer

Well Inspection

Date: 2/19/2024

Permit Number:_____

Field Conditions:_____

Well ID:	Surface Pad			Internal Casing		
	Good condition (not cracked/ broken)	Sloped away from the protective casing	In complete contact with the ground surface and stable	Cap prevents entry of foreign material into the well	Free of kinks/bends, or any obstructions from foreign objects (such as bailers)	Properly vented for equilibration of air pressure
PZ-10S	Yes	Yes	Yes	Yes	Yes	Yes
PZ-11S	Yes	Yes	Yes	Yes	Yes	Yes
PZ-12S	Yes	Yes	Yes	Yes	Yes	Yes
PZ-14I	Yes	Yes	Yes	Yes	Yes	Yes
PZ-15S	Yes	Yes	Yes	Yes	Yes	Yes
PZ-19I	Yes	Yes	Yes	Yes	Yes	Yes
PZ-19S	Yes	Yes	Yes	Yes	Yes	Yes
PZ-20I	Yes	Yes	Yes	Yes	Yes	Yes
PZ-21S	Yes	Yes	Yes	Yes	Yes	Yes
PZ-25S	Yes	Yes	Yes	Yes	Yes	Yes
PZ-25I	Yes	Yes	Yes	Yes	Yes	Yes
PZ-26S	Yes	Yes	Yes	Yes	Yes	Yes
PZ-27D	Yes	Yes	Yes	Yes	Yes	Yes
PZ-27S	Yes	Yes	Yes	Yes	Yes	Yes
PZ-28I	Yes	Yes	Yes	Yes	Yes	Yes
PZ-29S	Yes	Yes	Yes	Yes	Yes	Yes
PZ-30I	Yes	Yes	Yes	Yes	Yes	Yes
PZ-31I	Yes	Yes	Yes	Yes	Yes	Yes
PZ-32D	No	Yes	Yes	Yes	Yes	Yes
PZ-32S	No	Yes	Yes	Yes	Yes	Yes
PZ-33I	Yes	Yes	Yes	Yes	Yes	Yes
PZ-34S	Yes	Yes	Yes	Yes	Yes	Yes
PZ-35I	Yes	Yes	Yes	Yes	Yes	Yes
PZ-36I	No	Yes	Yes	Yes	Yes	Yes
PZ-36S	Yes	Yes	Yes	Yes	Yes	Yes
PZ-37I	Yes	Yes	Yes	Yes	Yes	Yes
PZ-38I	Yes	Yes	Yes	Yes	Yes	Yes
PZ-45D	Yes	Yes	Yes	Yes	Yes	Yes
PZ-46D	Yes	Yes	Yes	Yes	Yes	Yes
PZ-47D	Yes	Yes	Yes	Yes	Yes	Yes
PZ-48S	Yes	Yes	Yes	Yes	Yes	Yes
PZ-49D	Yes	Yes	Yes	Yes	Yes	Yes
PZ-49S	Yes	Yes	Yes	Yes	Yes	Yes
PZ-51D	Yes	Yes	Yes	Yes	Yes	Yes
PZ-52	Yes	Yes	Yes	Yes	Yes	Yes
PZ-53	Yes	Yes	Yes	Yes	Yes	Yes
PZ-54	Yes	Yes	Yes	Yes	Yes	Yes

Site Name: Plant Scherer

Well Inspection

Date: 2/19/2024

Permit Number:_____

Field Conditions:_____

Well ID:	Surface Pad			Internal Casing		
	Good condition (not cracked/ broken)	Sloped away from the protective casing	In complete contact with the ground surface and stable	Cap prevents entry of foreign material into the well	Free of kinks/bends, or any obstructions from foreign objects (such as bailers)	Properly vented for equilibration of air pressure
PZ-55	Yes	Yes	Yes	Yes	Yes	Yes
PZ-56	Yes	Yes	Yes	Yes	Yes	Yes
PZ-57	Yes	Yes	Yes	Yes	Yes	Yes
PZ-58	Yes	Yes	Yes	Yes	Yes	Yes
PZ-59S	Yes	Yes	Yes	Yes	Yes	Yes
PZ-59D	Yes	Yes	Yes	Yes	Yes	Yes
PZ-60S	Yes	Yes	Yes	Yes	Yes	Yes
PZ-60D	Yes	Yes	Yes	Yes	Yes	Yes
PZ-61	Yes	Yes	Yes	Yes	Yes	Yes
PZ-62	Yes	Yes	Yes	Yes	Yes	Yes
PZ-63	Yes	Yes	Yes	Yes	Yes	Yes
PZ-64	Yes	Yes	Yes	Yes	Yes	Yes
PZ-65	Yes	Yes	Yes	Yes	Yes	Yes
PZ-66D	Yes	Yes	Yes	Yes	Yes	Yes
PZ-66	Yes	Yes	Yes	Yes	Yes	Yes
PZ-67D	Yes	Yes	Yes	Yes	Yes	Yes
PZ-67	Yes	Yes	Yes	Yes	Yes	Yes
PZ-68	Yes	Yes	Yes	Yes	Yes	Yes
LPZ-01	Yes	Yes	Yes	Yes	Yes	Yes
LPZ-02	Yes	Yes	Yes	Yes	Yes	Yes
LPZ-03	Yes	Yes	Yes	Yes	Yes	Yes
LPZ-04	No	No	No	No	No	Yes
LPZ-05	Yes	Yes	Yes	Yes	Yes	Yes
B-102A	Yes	Yes	Yes	Yes	Yes	Yes
B-102B	Yes	Yes	Yes	Yes	Yes	Yes
B-103A	Yes	Yes	Yes	Yes	Yes	Yes
B-103B	Yes	Yes	Yes	Yes	Yes	Yes
B-104A	Yes	Yes	Yes	Yes	Yes	Yes
B-104B	Yes	Yes	Yes	Yes	Yes	Yes
GWC-30	Yes	Yes	Yes	Yes	Yes	Yes
GWC-31	Yes	Yes	Yes	Yes	Yes	Yes
GWC-32	Yes	Yes	Yes	Yes	Yes	Yes
GWC-33A	Yes	Yes	Yes	Yes	Yes	Yes
GWC-34	Yes	Yes	Yes	Yes	Yes	Yes
GWC-35	Yes	Yes	Yes	Yes	Yes	Yes
GWC-36	Yes	Yes	Yes	Yes	Yes	Yes
GWC-37	Yes	Yes	Yes	Yes	Yes	Yes

Site Name: Plant Scherer

Well Inspection

Date: 2/19/2024

Permit Number:_____

Field Conditions:_____

Well ID:	Surface Pad			Internal Casing		
	Good condition (not cracked/ broken)	Sloped away from the protective casing	In complete contact with the ground surface and stable	Cap prevents entry of foreign material into the well	Free of kinks/bends, or any obstructions from foreign objects (such as bailers)	Properly vented for equilibration of air pressure
GWC-38	Yes	Yes	Yes	Yes	Yes	Yes
GWA-39	Yes	Yes	Yes	Yes	Yes	Yes
GWA-40	Yes	Yes	Yes	Yes	Yes	Yes
GWA-41	Yes	Yes	Yes	Yes	Yes	Yes
GWA-42	Yes	Yes	Yes	Yes	Yes	Yes
GWA-43	Yes	Yes	Yes	Yes	Yes	Yes
GWA-44	Yes	Yes	Yes	Yes	Yes	Yes
GWA-44A	Yes	Yes	Yes	Yes	Yes	Yes
GWA-54	Yes	Yes	Yes	Yes	Yes	Yes
GWC-1	Yes	Yes	Yes	Yes	Yes	Yes
GWC-2	Yes	Yes	Yes	Yes	Yes	Yes
GWC-3	Yes	Yes	Yes	Yes	Yes	Yes
GWC-4	Yes	Yes	Yes	Yes	Yes	Yes
GWC-5	Yes	Yes	Yes	Yes	Yes	Yes
GWC-6	Yes	Yes	Yes	Yes	Yes	Yes
GWC-7	Yes	Yes	Yes	Yes	Yes	Yes
GWC-8	Yes	Yes	Yes	Yes	Yes	Yes
GWC-8A	Yes	Yes	Yes	Yes	Yes	Yes
GWC-9	Yes	Yes	Yes	Yes	Yes	Yes
GWC-10	Yes	Yes	Yes	Yes	Yes	Yes
GWC-11	Yes	Yes	Yes	Yes	Yes	Yes
GWC-12	Yes	Yes	Yes	Yes	Yes	Yes
GWC-13	Yes	Yes	Yes	Yes	Yes	Yes
GWC-14	Yes	Yes	Yes	Yes	Yes	Yes
GWA-15	Yes	Yes	Yes	Yes	Yes	Yes
GWA-16	Yes	Yes	Yes	Yes	Yes	Yes
GWA-17	Yes	Yes	Yes	Yes	Yes	Yes
GWC-18	Yes	Yes	Yes	Yes	Yes	Yes
GWC-19	Yes	Yes	Yes	Yes	Yes	Yes
GWC-20	Yes	Yes	Yes	Yes	Yes	Yes
GWA-21	Yes	Yes	Yes	Yes	Yes	Yes
GWA-22	No	Yes	Yes	No	Yes	Yes
GWC-29	Yes	Yes	Yes	Yes	Yes	Yes
GWA-45	Yes	Yes	Yes	Yes	Yes	Yes
GWA-46	Yes	Yes	Yes	Yes	Yes	Yes
GWA-47	Yes	Yes	Yes	Yes	Yes	Yes
GWA-48	Yes	Yes	Yes	Yes	Yes	Yes

Well Inspection

Site Name: Plant Scherer

Date: 2/19/2024

Permit Number:_____

Field Conditions:_____

Well ID:	Surface Pad			Internal Casing		
	Good condition (not cracked/ broken)	Sloped away from the protective casing	In complete contact with the ground surface and stable	Cap prevents entry of foreign material into the well	Free of kinks/bends, or any obstructions from foreign objects (such as bailers)	Properly vented for equilibration of air pressure
GWA-49	Yes	Yes	Yes	Yes	Yes	Yes
GWC-50	Yes	Yes	Yes	Yes	Yes	Yes
GWC-51	Yes	Yes	Yes	No	Yes	Yes
GWC-52	Yes	Yes	Yes	Yes	Yes	Yes
GWC-53	Yes	Yes	Yes	Yes	Yes	Yes

Site Name: Plant Scherer

Well Inspection

Date: 2/19/2024

Permit Number:_____

Field Conditions:_____

Well ID:	Corrective actions as needed, by date:
SGWA-1	
SGWA-2	
SGWA-3	Clear overgrowth from well pad
SGWA-4	Replace well lid. Clear overgrowth from well pad
SGWA-5	
SGWC-6	Clear overgrowth from well pad
SGWC-7	
SGWC-8	Replace broken latch
SGWC-9	
SGWC-10	Lid on protective casing rusted, difficult to close. Needs replacement. Clear overgrowth from well pad
SGWC-11	
SGWC-12	
SGWC-13	Replace lock tab and hinge on well casing
SGWC-14	
SGWC-15	Clear anthill from well pad
SGWC-16	Clear anthill from well pad
SGWC-17	
SGWC-18	
SGWC-19	
SGWC-20	Replace lock tab
SGWC-21	
SGWC-22	
SGWC-23	
SGWA-24	
SGWA-25	
PZ-13S	
PZ-14S	
PZ-17I	
PZ-39S	
PZ-40I	
PZ-41S	
PZ-42I	
PZ-43S	Missing well cap.
PZ-44I	
PZ-69I	
PZ-2I	
PZ-3S	
PZ-5I	
PZ-9I	

Site Name: Plant Scherer

Well Inspection

Date: 2/19/2024

Permit Number:_____

Field Conditions:_____

Well ID:	Corrective actions as needed, by date:
PZ-10S	Clear overgrowth from well pad
PZ-11S	Clear overgrowth from well pad
PZ-12S	
PZ-14I	
PZ-15S	
PZ-19I	
PZ-19S	
PZ-20I	
PZ-21S	
PZ-25S	
PZ-25I	
PZ-26S	
PZ-27D	
PZ-27S	
PZ-28I	
PZ-29S	
PZ-30I	
PZ-31I	
PZ-32D	Clear overgrowth from well pad and areas surrounding
PZ-32S	Clear overgrowth from well pad and areas surrounding
PZ-33I	
PZ-34S	
PZ-35I	
PZ-36I	Ant hill on surface pad, needs removal
PZ-36S	
PZ-37I	
PZ-38I	
PZ-45D	Clear overgrowth from well pad
PZ-46D	Clear overgrowth from well pad
PZ-47D	Clear overgrowth from well pad
PZ-48S	
PZ-49D	
PZ-49S	Clear overgrowth from well pad
PZ-51D	
PZ-52	
PZ-53	
PZ-54	

Site Name: Plant Scherer

Well Inspection

Date: 2/19/2024

Permit Number:_____

Field Conditions:_____

Well ID:	Corrective actions as needed, by date:
PZ-55	Clear overgrowth from well pad
PZ-56	
PZ-57	
PZ-58	
PZ-59S	
PZ-59D	
PZ-60S	
PZ-60D	
PZ-61	
PZ-62	
PZ-63	
PZ-64	
PZ-65	
PZ-66D	
PZ-66	
PZ-67D	
PZ-67	
PZ-68	
LPZ-01	
LPZ-02	
LPZ-03	Clear overgrowth from well pad
LPZ-04	Well destroyed, see picture. Appears to have been hit with vehicle. Casing parallel to ground.
LPZ-05	Clear overgrowth from well pad
B-102A	
B-102B	
B-103A	
B-103B	
B-104A	
B-104B	
GWC-30	
GWC-31	
GWC-32	
GWC-33A	
GWC-34	
GWC-35	
GWC-36	
GWC-37	

Site Name: Plant Scherer

Well Inspection

Date: 2/19/2024

Permit Number:_____

Field Conditions:_____

Well ID:	Corrective actions as needed, by date:
GWC-38	
GWA-39	
GWA-40	
GWA-41	
GWA-42	
GWA-43	
GWA-44	
GWA-44A	
GWA-54	
GWC-1	Clear overgrowth from well pad
GWC-2	
GWC-3	
GWC-4	
GWC-5	
GWC-6	
GWC-7	
GWC-8	
GWC-8A	
GWC-9	
GWC-10	
GWC-11	
GWC-12	
GWC-13	
GWC-14	
GWA-15	
GWA-16	
GWA-17	Clear anthill from well pad
GWC-18	Clear anthill from well pad
GWC-19	Clear anthill from well pad
GWC-20	
GWA-21	
GWA-22	Ant hill on surface pad, needs removal. Missing well cap.
GWC-29	
GWA-45	Clear anthill from well pad
GWA-46	
GWA-47	
GWA-48	Clear anthill from well pad

Well Inspection

Site Name: Plant Scherer

Date: 2/19/2024

Permit Number:_____

Field Conditions:_____

Well ID:	Corrective actions as needed, by date:
GWA-49	Clear anthill from well pad
GWC-50	
GWC-51	Missing well cap.
GWC-52	
GWC-53	Clear anthill from well pad

APPENDIX D

Statistical Analyses

GROUNDWATER STATS CONSULTING

August 30, 2024

Southern Company Services
Attn: Mr. Joju Abraham
241 Ralph McGill Blvd NE, Bin 10160
Atlanta, Georgia 30308-3374

Re: Plant Scherer Ash Pond (AP)
Statistical Analysis – February 2024 Sample Event

Dear Mr. Abraham,

Groundwater Stats Consulting, formerly the statistical consulting division of Sanitas Technologies, is pleased to provide the February 2024 Semi-Annual Groundwater Detection and Assessment Monitoring of groundwater data for Georgia Power Company's Plant Scherer AP. The analysis complies with the federal rule for the Disposal of Coal Combustion Residuals (CCR) from Electric Utilities (CCR Rule, 2015), the Georgia Environmental Protection Division (EPD) Rules for Solid Waste Management Chapter 391-3-4-.10, and follows the United States Environmental Protection Agency (USEPA) Unified Guidance (2009).

Sampling for the Appendix III and IV parameters began in 2016, and at least 8 background samples were collected at each of the groundwater monitoring wells. Sampling is conducted on a semi-annual basis for all constituents. A list of all parameters is provided below.

The monitoring well network, as provided by Southern Company Services, consists of the following:

- **Upgradient well:** SGWA-1, SGWA-2, SGWA-3, SGWA-4, SGWA-5, SGWA-24, and SGWA-25
- **Downgradient wells:** SGWC-6, SGWC-7, SGWC-8, SGWC-9, SGWC-10, SGWC-11, SGWC-12, SGWC-13, SGWC-14, SGWC-15, SGWC-16, SGWC-17, SGWC-18, SGWC-19, SGWC-20, SGWC-21, SGWC-22, and SGWC-23

- **Assessment Wells:** PZ-13S, PZ-14S, PZ-17I, PZ-39S, PZ-40I, PZ-41S, PZ-42I, PZ-43S, PZ-44I, and PZ-69I

The assessment wells were first sampled as early as October 2018 and all data are included on the time series graphs and box plots. These well/constituent pairs are formally evaluated for Appendix IV constituents using confidence intervals which require a minimum of 4 samples.

Resamples were collected in October 2022 for the following well/constituent pairs due to the August 2022 samples exceeding hold times for mercury and TDS:

- Mercury: SGWC-18, SGWC-19, SGWC-20, SGWC-21, SGWC-22, SGWC-23, PZ-14S, PZ-39S, PZ-40I, and PZ-42I
- pH: SGWC-16, SGWC-17, SGWC-18, SGWC-19, SGWC-20, SGWC-21, SGWC-22, SGWC-23, PZ-14S, PZ-39S, PZ-40I, and PZ-42I
- TDS: SGWC-16 and SGWC-17

Additional resamples were collected in November 2022 for the following well/constituent pairs due to the October 2022 resamples exceeding hold times for TDS:

- pH: SGWC-16 and SGWC-17
- TDS: SGWC-16 and SGWC-17

Per request of WSP Golder, the August 2022 samples that exceeded hold times for mercury and TDS are not included in the Sanitas database. The resamples collected for pH at these wells in October and November 2022 and were retained in the database.

Data were sent electronically to Groundwater Stats Consulting, and the statistical analysis was reviewed by Andrew Collins, Project Manager for Groundwater Stats Consulting. The analysis is prepared according to the recommended statistical methodology provided in the Fall 2017 by Dr. Kirk Cameron, PhD Statistician with MacStat Consulting, primary author of the USEPA Unified Guidance.

The CCR program monitors the constituents listed below. The terms "parameters" and "constituents" are used interchangeably.

- **Appendix III** (Detection Monitoring) **-** boron, calcium, chloride, fluoride, pH, sulfate, and TDS

- **Appendix IV** (Assessment Monitoring) **–** antimony, arsenic, barium, beryllium, cadmium, chromium, cobalt, combined radium 226 + 228 fluoride, lead, lithium, mercury, molybdenum, selenium, and thallium

Note that when there are no detections present in downgradient wells for a given constituent, statistical analyses are not required. A list of Appendix IV downgradient well/constituent pairs containing 100% non-detects follows this letter. For all constituents, a substitution of the most recent reporting limit is used for non-detect data. This generally gives the most conservative limit in each case. Due to varying reporting limits during the February 2024 sample event for fluoride, the previous reporting limit of 0.2 mg/L was substituted across all wells in order to maintain conservative (i.e., lower) limit from a regulatory perspective.

Time series plots for Appendix III and IV parameters at all wells are provided for the purpose of screening data at these wells (Figure A). Additionally, a separate section of box plots is included for all constituents at upgradient and downgradient wells (Figure B). The time series plots are used to initially screen for suspected outliers and trends, while the box plots provide visual representation of variation within individual wells and between all wells. Values in background which have been flagged as outliers may be seen in a lighter font and as a disconnected symbol on the graphs. A summary of flagged outliers follows this report (Figure C).

Based on a previous screening, data at all wells for constituents detected in downgradient wells were evaluated for the following: 1) outliers; 2) trends; 3) most appropriate statistical method based on site characteristics of groundwater data upgradient of the facility; and 4) eligibility of downgradient wells when intrawell statistical methods are recommended. Power curves were provided with the screening to demonstrate that the selected statistical methods for the parameters listed above comply with the USEPA Unified Guidance and the Georgia Environmental Protection Division Rules for Solid Waste Management Chapter 391-3-4-.10. The EPA suggests the selected statistical method should provide at least 55% power at 3 standard deviations or at least 80% power at 4 standard deviations.

The original background screening was conducted in 2017 by MacStat Consulting. Values identified as outliers were flagged in the database and excluded prior to construction of statistical limits. Interwell prediction limits, combined with a 1-of-2 resample plan, were recommended for all Appendix III constituents.

Interwell tests, which compare downgradient well data to statistical limits constructed from pooled upgradient well data, are appropriate when average concentrations are

similar across upgradient wells. Intrawell tests, which compare compliance data from a single well to screened historical data within the same well, are appropriate when upgradient wells exhibit spatial variation; when statistical limits constructed from upgradient wells would not be conservative from a regulatory perspective; and when downgradient water quality is unimpacted compared to upgradient water quality for the same parameter. While data were further tested for intrawell eligibility during the screening, interwell methods were recommended for all Appendix III constituents in accordance with Georgia EPD requirements.

Summary of Statistical Methods:

Based on the evaluation for state and federal regulatory requirements, the following methods were selected for Appendix III and IV constituents:

- Appendix III: Interwell prediction limits, combined with a 1-of-2 resample plan for boron, calcium, chloride, fluoride, pH, sulfate, and TDS
- Appendix IV: Confidence intervals on downgradient well data compared against Ground Water Protection Standards (GWPS) for each Appendix IV constituent

The distribution of data is tested using the Shapiro-Wilk/Shapiro-Francia test for normality. Parametric prediction limits (or tolerance limits or confidence intervals as applicable) are utilized when the screened historical data follow a normal or transformed-normal distribution. When data cannot be normalized or the majority of data are non-detects, a nonparametric test is utilized. While the false positive rate associated with the parametric limits is based on an annual 10% (5% per semi-annual event) as recommended by the EPA Unified Guidance (2009), the false positive rate associated with the nonparametric limits is dependent upon the available background sample size, number of future comparisons, and verification resample plan. The following approaches are used for handling non-detects (USEPA, 2009):

- No statistical analyses are required on wells and analytes containing 100% non-detects (USEPA Unified Guidance, 2009, Chapter 6).
- When data contain <15% non-detects, simple substitution of one-half the reporting limit is utilized in the statistical analysis. The reporting limit utilized for non-detects is the most recent practical quantification limit (PQL) as reported by the laboratory.
- When data contain between 15-50% non-detects, the Kaplan-Meier non-detect adjustment is applied to the background data for parametric limits. This technique adjusts the mean and standard deviation of the historical concentrations to account for concentrations below the reporting limit.

- Nonparametric prediction limits are used on data containing greater than 50% non-detects.

Natural systems continuously evolve due to physical changes made to the environment. Examples include capping a landfill, paving areas near a well, or lining a drainage channel to prevent erosion. Periodic updating of background statistical limits is necessary to accommodate these types of changes. In the interwell case, prediction limits are updated with upgradient well data during each event after careful screening for any new outliers. While this was not required for this report, in some cases, deselecting the earlier portion of data may be necessary prior to construction of limits so that resulting statistical limits are conservative (lower) from a regulatory perspective and capable of rapidly detecting changes in groundwater quality. Even though the data are excluded from the calculation, the values will continue to be reported and shown in tables and graphs.

Statistical Analysis of Appendix III Parameters – February 2024

All Appendix III parameters were analyzed using interwell prediction limits. Background (upgradient) well data were reassessed for potential outliers during this analysis. Values in background which have been flagged as outliers may be seen in a lighter font and as a disconnected symbol on the graphs. Data from upgradient wells for Appendix III parameters are reassessed for outliers during each analysis. Previously flagged values were confirmed, and no additional outliers were flagged. A summary of flagged outliers follows this report.

Interwell Prediction Limits

Interwell prediction limits, combined with a 1-of-2 resample plan, were constructed using all historical upgradient well data through February 2024 (Figure D). Interwell prediction limits pool upgradient well data to establish a background limit for an individual constituent. The February 2024 samples from each downgradient well are compared to the background limit to determine whether initial exceedances are present.

In the event of an initial exceedance of compliance well data, the 1-of-2 resample plan allows for collection of one additional sample to determine whether the initial exceedance is confirmed. When a resample confirms the initial exceedance, a statistically significant increase is identified, and further research would be required to identify the cause of the exceedance (i.e., impact from the site, natural variation, or an off-site source). If the resample falls within the statistical limit, the initial exceedance is considered to be a false positive result; therefore, no exceedance is noted, and no further action is necessary. If no resample is collected, the original result is considered a confirmed exceedance. Several

prediction limit exceedances were identified for Appendix III parameters. A summary table of the interwell prediction limits follows this letter and includes a list of exceedances. Note that while the Sanitas software does not identify reported estimated measurements flagged with "J" by the laboratory in accordance with the EPA Unified Guidance (2009), the reported estimated measurement of 1.1 mg/L for fluoride at downgradient well SGWC-8 exceeded the background limit of 0.2 mg/L. The interwell prediction limit of 0.2 mg/L resulted from the substitution of the most recent reporting limit for all non-detects for fluoride.

Trend Test Evaluation – Appendix III

When prediction limit exceedances are identified in downgradient wells, data are further evaluated using the Sen's Slope/Mann Kendall trend test at the 99% confidence level to determine whether concentrations are statistically increasing, decreasing, or stable (Figure E). Upgradient wells are included in the trend analyses for all parameters found to exceed their prediction limit in downgradient wells to identify whether similar patterns exist upgradient of the site, which is an indication of variability in groundwater unrelated to practices at the site. A summary of the trend test results including a list of statistically significant trends follows this letter. Statistically significant trends were noted for the following well/constituent pairs:

Increasing:

- Boron: SGWC-10, SGWC-11, SGWC-16, SGWC-18, and SGWC-22
- Calcium: SGWA-2, SGWA-4, SGWA-5, SGWA-24 (all upgradient), SGWC-13 SGWC-17, SGWC-19, SGWC-21, and SGWC-22
- Chloride: SGWA-24 (upgradient), SGWC-9, SGWC-11, SGWC-12, SGWC-13, SGWC-15, SGWC-16, SGWC-21, SGWC-22, and SGWC-23
- pH: SGWC-18
- Sulfate: SGWC-12, SGWC-13, SGWC-16, SGWC-17, SGWC-19, SGWC-21, and SGWC-22
- TDS: SGWA-4 (upgradient), SGWC-13, SGWC-17, SGWC-19, and SGWC-22

Decreasing:

- Boron: SGWC-20, SGWC-21, and SGWC-23
- Calcium: SGWC-9
- Chloride: SGWC-7
- pH: SGWA-4 (upgradient) and SGWC-11
- Sulfate: SGWA-3, SGWA-4 (both upgradient), SGWC-7, SGWC-9, and SGWC-23
- TDS: SGWC-9 and SGWC-23

Statistical Analysis of Appendix IV Parameters – February 2024

For Appendix IV parameters, confidence intervals for each downgradient well/constituent were compared against corresponding Groundwater Protection Standards (GWPS). GWPS were developed as described below. Downgradient well/constituent pairs containing 100% non-detects do not require analysis.

Data from upgradient wells for Appendix IV parameters are reassessed for outliers during each analysis. Previously flagged values were confirmed, and no additional outliers were flagged. A summary of flagged outliers follows this report (Figure C).

Interwell Upper Tolerance Limits

First, interwell tolerance limits were used to calculate site-specific background limits from all available pooled upgradient well data through February 2024 for Appendix IV constituents (Figure F). Parametric tolerance limits are calculated, with a target of 95% confidence and 95% coverage, when data follow a normal or transformed-normal distribution. When data contained greater than 50% non-detects or did not follow a normal or transformed-normal distribution, non-parametric tolerance limits were used. As mentioned above, a reporting limit of 0.2 mg/L was substituted across all wells for fluoride.

Groundwater Protection Standards

The background limits were then used when determining the groundwater protection standard (GWPS) under 40 CFR §257.95(h) and Georgia EPD Rule 391-3-4-.10(6)(a). On July 30, 2018, US EPA revised the Federal CCR rule updating GWPS for cobalt, lead, lithium, and molybdenum as described above in 40 CFR §257.95(h)(2). Effective on February 22, 2022, Georgia EPD incorporated the updated GWPS into the current Georgia EPD Rules for Solid Waste Management 391-3-4-.10(6)(a). In accordance with the updated Rules, the GWPS is:

- The maximum contaminant level (MCL) established under §141.62 and §141.66 of this title
- Where an MCL has not been established for a constituent, Federal and State CCR Rules specify levels for cobalt (0.006 mg/L), lead (0.015 mg/L), lithium (0.040 mg/L), and molybdenum (0.100 mg/L)
- The respective background level for a constituent when the background level is higher than the MCL or Federal CCR Rule identified GWPS

Following Georgia EPD Rule requirements and the Federal CCR requirements, GWPS were established for statistical comparison of Appendix IV constituents for this sample event (Figure G).

Confidence Intervals

To complete the statistical comparison to GWPS, confidence intervals were constructed for each of the Appendix IV constituents in downgradient and assessment wells with 4 or more samples (Figure H).

The Sanitas software was used to calculate the confidence intervals, either parametric or nonparametric, depending on the data distribution and percentage of non-detects. When data followed a normal or transformed-normal distribution, parametric confidence intervals were used for Appendix IV parameters. Nonparametric confidence intervals, which use the largest and smallest order statistics depending on the sample size as interval limits, were constructed when data did not follow a normal or transformed-normal distribution or when there were greater than 50% non-detects. The lower confidence limit, which is constructed with 99% confidence for parametric confidence intervals, is compared to the GWPS prepared as described above. The confidence level associated with nonparametric confidence intervals is dependent upon the number of samples available.

Only when the entire confidence interval is above a GWPS is the downgradient well/constituent pair considered to exceed its respective standard. If there is an exceedance of the GWPS, a statistically significant level (SSL) exceedance is identified. Summaries of the confidence interval results, along with graphical comparison against GWPS follow this letter. Exceedances were noted for the following well/constituent pairs:

- Cobalt: SGWC-10, SGWC-11, SGWC-15, SGWC-18, and SGWC-20

Trend Test Evaluation – Appendix IV

When confidence interval exceedances are identified in downgradient wells, data are further evaluated using the Sen's Slope/Mann Kendall trend test to determine whether concentrations are statistically increasing, decreasing, or stable at the 95% confidence level (Figure I). Utilizing the 95% confidence level for trend tests readily identifies significant trends and is more sensitive than the 99% confidence level without drastically increasing the false negative rate. Upgradient wells are included in the trend analyses for all parameters found to exceed their prediction limit in downgradient wells. When similar patterns exist upgradient of the site, it is an indication of variability in groundwater which

may be unrelated to practices at the site. A summary of the Appendix IV trend test results follows this letter and statistically significant trends were identified for the following well/constituent pairs:

Increasing

- None

Decreasing

- Cobalt: SGWA-1, SGWA-25 (both upgradient), SGWC-11, SGWC-18, and SGWC-20

Resample Reports – May 2024

A resample was collected in May 2024 based on the results of the two-step approach for the following well/constituent pair:

- Combined Radium 226 + 228: PZ-17I

An additional resample for pH at assessment well PZ-17I was also collected. Intrawell prediction limits were constructed using background data through May 2024 resamples for combined radium 226 + 228 at assessment well PZ-17I. (Figure J). No exceedance was identified.

Summary

Observations from the February 2024 sample event and resamples from May 2024 at Scherer AP were compared to established interwell prediction limits for all Appendix III constituents. Several statistically significant increases were identified and may be seen on the summary table following this letter.

When confidence intervals were constructed on downgradient wells for Appendix IV constituents and compared to respective GWPS, the following exceedances were identified:

- Cobalt: SGWC-10, SGWC-11, SGWC-15, SGWC-18, and SGWC-20

Thank you for the opportunity to assist you in the statistical analysis of groundwater quality for Plant Scherer AP. If you have any questions or comments, please feel free to contact us.

For Groundwater Stats Consulting,

Tristan Clark
Groundwater Analyst

Andrew Collins
Project Manager

Sanitas™ v.10.0.16e Software licensed to . UG

Date Ranges

Date: 5/2/2024 11:15 AM

Plant Scherer Data: Scherer AP

Cobalt (mg/L)

SGWC-11 overall:5/11/2016-2/27/2024

100% Non-Detects: Appendix IV Downgradient & Assessment

Analysis Run 4/26/2024 6:52 PM View: Appendix IV
Plant Scherer Client: Southern Company Data: Scherer AP

Antimony (mg/L)
PZ-14S, PZ-39S, PZ-41S, PZ-42I, PZ-43S, PZ-44I, PZ-69I, SGWC-11, SGWC-12, SGWC-14, SGWC-15, SGWC-16, SGWC-17, SGWC-6, SGWC-8, SGWC-9

Arsenic (mg/L)
PZ-13S, PZ-14S, PZ-17I, PZ-40I, PZ-41S, PZ-43S, PZ-44I

Beryllium (mg/L)
PZ-13S, PZ-14S, PZ-17I, PZ-39S, PZ-40I, PZ-41S, PZ-42I, PZ-43S, PZ-44I, PZ-69I, SGWC-11, SGWC-12, SGWC-13, SGWC-16, SGWC-21, SGWC-23, SGWC-9

Cadmium (mg/L)
PZ-13S, PZ-14S, PZ-17I, PZ-39S, PZ-40I, PZ-41S, PZ-42I, PZ-43S, PZ-44I, PZ-69I, SGWC-10, SGWC-12, SGWC-13, SGWC-16, SGWC-17, SGWC-22, SGWC-23, SGWC-7, SGWC-9

Chromium (mg/L)
PZ-40I, PZ-69I, SGWC-11, SGWC-6

Cobalt (mg/L)
PZ-17I

Lead (mg/L)
PZ-13S, PZ-14S, PZ-17I, PZ-39S, PZ-40I, PZ-41S, PZ-43S, PZ-44I, PZ-69I, SGWC-11, SGWC-9

Mercury (mg/L)
PZ-14S, PZ-17I, PZ-39S, PZ-40I, PZ-41S, PZ-42I, PZ-43S, PZ-69I, SGWC-19

Molybdenum (mg/L)
PZ-13S, PZ-14S, PZ-17I, PZ-41S, PZ-43S, PZ-44I, SGWC-10, SGWC-11, SGWC-13, SGWC-15, SGWC-16, SGWC-17, SGWC-18, SGWC-19, SGWC-20, SGWC-21, SGWC-22

Selenium (mg/L)
PZ-13S, PZ-14S, PZ-43S, PZ-69I, SGWC-10, SGWC-21, SGWC-22, SGWC-8, SGWC-9

Thallium (mg/L)
PZ-13S, PZ-14S, PZ-17I, PZ-39S, PZ-40I, PZ-41S, PZ-42I, PZ-43S, PZ-44I, PZ-69I, SGWC-16, SGWC-19, SGWC-21

Appendix III Interwell Prediction Limits - Significant Results

Plant Scherer Data: Scherer AP Printed 5/2/2024, 9:29 AM

Constituent	Well	Upper Lim.	Lower Lim.	Date	Observ.	Sig.	Bg N	Bg Mean	Std. Dev.	%NDs	ND Adj.	Transform	Alpha	Method
Boron, total (mg/L)	SGWC-10	0.18	n/a	2/23/2024	0.24	Yes	154	n/a	n/a	89.61	n/a	n/a	0.00008305	NP Inter (NDs) 1 of 2
Boron, total (mg/L)	SGWC-11	0.18	n/a	2/23/2024	0.75	Yes	154	n/a	n/a	89.61	n/a	n/a	0.00008305	NP Inter (NDs) 1 of 2
Boron, total (mg/L)	SGWC-13	0.18	n/a	2/23/2024	0.76	Yes	154	n/a	n/a	89.61	n/a	n/a	0.00008305	NP Inter (NDs) 1 of 2
Boron, total (mg/L)	SGWC-14	0.18	n/a	2/27/2024	1.6	Yes	154	n/a	n/a	89.61	n/a	n/a	0.00008305	NP Inter (NDs) 1 of 2
Boron, total (mg/L)	SGWC-15	0.18	n/a	2/26/2024	1.3	Yes	154	n/a	n/a	89.61	n/a	n/a	0.00008305	NP Inter (NDs) 1 of 2
Boron, total (mg/L)	SGWC-16	0.18	n/a	2/26/2024	0.78	Yes	154	n/a	n/a	89.61	n/a	n/a	0.00008305	NP Inter (NDs) 1 of 2
Boron, total (mg/L)	SGWC-17	0.18	n/a	2/26/2024	0.33	Yes	154	n/a	n/a	89.61	n/a	n/a	0.00008305	NP Inter (NDs) 1 of 2
Boron, total (mg/L)	SGWC-18	0.18	n/a	2/27/2024	6.3	Yes	154	n/a	n/a	89.61	n/a	n/a	0.00008305	NP Inter (NDs) 1 of 2
Boron, total (mg/L)	SGWC-19	0.18	n/a	2/20/2024	2	Yes	154	n/a	n/a	89.61	n/a	n/a	0.00008305	NP Inter (NDs) 1 of 2
Boron, total (mg/L)	SGWC-20	0.18	n/a	2/26/2024	1.7	Yes	154	n/a	n/a	89.61	n/a	n/a	0.00008305	NP Inter (NDs) 1 of 2
Boron, total (mg/L)	SGWC-21	0.18	n/a	2/27/2024	1.2	Yes	154	n/a	n/a	89.61	n/a	n/a	0.00008305	NP Inter (NDs) 1 of 2
Boron, total (mg/L)	SGWC-22	0.18	n/a	2/21/2024	0.45	Yes	154	n/a	n/a	89.61	n/a	n/a	0.00008305	NP Inter (NDs) 1 of 2
Boron, total (mg/L)	SGWC-23	0.18	n/a	2/21/2024	0.47	Yes	154	n/a	n/a	89.61	n/a	n/a	0.00008305	NP Inter (NDs) 1 of 2
Boron, total (mg/L)	SGWC-9	0.18	n/a	2/21/2024	1.6	Yes	154	n/a	n/a	89.61	n/a	n/a	0.00008305	NP Inter (NDs) 1 of 2
Calcium, total (mg/L)	SGWC-12	23	n/a	2/23/2024	24	Yes	154	n/a	n/a	0	n/a	n/a	0.00008305	NP Inter (normality) 1 of 2
Calcium, total (mg/L)	SGWC-13	23	n/a	2/23/2024	25	Yes	154	n/a	n/a	0	n/a	n/a	0.00008305	NP Inter (normality) 1 of 2
Calcium, total (mg/L)	SGWC-14	23	n/a	2/27/2024	45	Yes	154	n/a	n/a	0	n/a	n/a	0.00008305	NP Inter (normality) 1 of 2
Calcium, total (mg/L)	SGWC-17	23	n/a	2/26/2024	68	Yes	154	n/a	n/a	0	n/a	n/a	0.00008305	NP Inter (normality) 1 of 2
Calcium, total (mg/L)	SGWC-18	23	n/a	2/27/2024	41	Yes	154	n/a	n/a	0	n/a	n/a	0.00008305	NP Inter (normality) 1 of 2
Calcium, total (mg/L)	SGWC-19	23	n/a	2/20/2024	42	Yes	154	n/a	n/a	0	n/a	n/a	0.00008305	NP Inter (normality) 1 of 2
Calcium, total (mg/L)	SGWC-21	23	n/a	2/27/2024	41	Yes	154	n/a	n/a	0	n/a	n/a	0.00008305	NP Inter (normality) 1 of 2
Calcium, total (mg/L)	SGWC-22	23	n/a	2/21/2024	28	Yes	154	n/a	n/a	0	n/a	n/a	0.00008305	NP Inter (normality) 1 of 2
Calcium, total (mg/L)	SGWC-8	23	n/a	2/21/2024	38	Yes	154	n/a	n/a	0	n/a	n/a	0.00008305	NP Inter (normality) 1 of 2
Calcium, total (mg/L)	SGWC-9	23	n/a	2/21/2024	36	Yes	154	n/a	n/a	0	n/a	n/a	0.00008305	NP Inter (normality) 1 of 2
Chloride, Total (mg/L)	SGWC-10	3.6	n/a	2/23/2024	10	Yes	154	n/a	n/a	0	n/a	n/a	0.00008305	NP Inter (normality) 1 of 2
Chloride, Total (mg/L)	SGWC-11	3.6	n/a	2/23/2024	12	Yes	154	n/a	n/a	0	n/a	n/a	0.00008305	NP Inter (normality) 1 of 2
Chloride, Total (mg/L)	SGWC-12	3.6	n/a	2/23/2024	10	Yes	154	n/a	n/a	0	n/a	n/a	0.00008305	NP Inter (normality) 1 of 2
Chloride, Total (mg/L)	SGWC-13	3.6	n/a	2/23/2024	15	Yes	154	n/a	n/a	0	n/a	n/a	0.00008305	NP Inter (normality) 1 of 2
Chloride, Total (mg/L)	SGWC-14	3.6	n/a	2/27/2024	15	Yes	154	n/a	n/a	0	n/a	n/a	0.00008305	NP Inter (normality) 1 of 2
Chloride, Total (mg/L)	SGWC-15	3.6	n/a	2/26/2024	15	Yes	154	n/a	n/a	0	n/a	n/a	0.00008305	NP Inter (normality) 1 of 2
Chloride, Total (mg/L)	SGWC-16	3.6	n/a	2/26/2024	11	Yes	154	n/a	n/a	0	n/a	n/a	0.00008305	NP Inter (normality) 1 of 2
Chloride, Total (mg/L)	SGWC-17	3.6	n/a	2/26/2024	9.2	Yes	154	n/a	n/a	0	n/a	n/a	0.00008305	NP Inter (normality) 1 of 2
Chloride, Total (mg/L)	SGWC-19	3.6	n/a	2/20/2024	12	Yes	154	n/a	n/a	0	n/a	n/a	0.00008305	NP Inter (normality) 1 of 2
Chloride, Total (mg/L)	SGWC-20	3.6	n/a	2/26/2024	11	Yes	154	n/a	n/a	0	n/a	n/a	0.00008305	NP Inter (normality) 1 of 2
Chloride, Total (mg/L)	SGWC-21	3.6	n/a	2/27/2024	7.9	Yes	154	n/a	n/a	0	n/a	n/a	0.00008305	NP Inter (normality) 1 of 2
Chloride, Total (mg/L)	SGWC-22	3.6	n/a	2/21/2024	12	Yes	154	n/a	n/a	0	n/a	n/a	0.00008305	NP Inter (normality) 1 of 2
Chloride, Total (mg/L)	SGWC-23	3.6	n/a	2/21/2024	14	Yes	154	n/a	n/a	0	n/a	n/a	0.00008305	NP Inter (normality) 1 of 2
Chloride, Total (mg/L)	SGWC-7	3.6	n/a	2/21/2024	3.9	Yes	154	n/a	n/a	0	n/a	n/a	0.00008305	NP Inter (normality) 1 of 2
Chloride, Total (mg/L)	SGWC-8	3.6	n/a	2/21/2024	27	Yes	154	n/a	n/a	0	n/a	n/a	0.00008305	NP Inter (normality) 1 of 2
Chloride, Total (mg/L)	SGWC-9	3.6	n/a	2/21/2024	19	Yes	154	n/a	n/a	0	n/a	n/a	0.00008305	NP Inter (normality) 1 of 2
pH (S.U.)	SGWC-11	7.01	5.09	2/23/2024	5.07	Yes	175	n/a	n/a	0	n/a	n/a	0.0001287	NP Inter (normality) 1 of 2
pH (S.U.)	SGWC-15	7.01	5.09	2/26/2024	4.6	Yes	175	n/a	n/a	0	n/a	n/a	0.0001287	NP Inter (normality) 1 of 2
pH (S.U.)	SGWC-18	7.01	5.09	2/27/2024	4.62	Yes	175	n/a	n/a	0	n/a	n/a	0.0001287	NP Inter (normality) 1 of 2
pH (S.U.)	SGWC-20	7.01	5.09	2/26/2024	4.15	Yes	175	n/a	n/a	0	n/a	n/a	0.0001287	NP Inter (normality) 1 of 2
Sulfate, total (mg/L)	SGWC-10	3.75	n/a	2/23/2024	9.1	Yes	154	n/a	n/a	47.4	n/a	n/a	0.00008305	NP Inter (normality) 1 of 2
Sulfate, total (mg/L)	SGWC-11	3.75	n/a	2/23/2024	8	Yes	154	n/a	n/a	47.4	n/a	n/a	0.00008305	NP Inter (normality) 1 of 2
Sulfate, total (mg/L)	SGWC-12	3.75	n/a	2/23/2024	61	Yes	154	n/a	n/a	47.4	n/a	n/a	0.00008305	NP Inter (normality) 1 of 2
Sulfate, total (mg/L)	SGWC-13	3.75	n/a	2/23/2024	110	Yes	154	n/a	n/a	47.4	n/a	n/a	0.00008305	NP Inter (normality) 1 of 2
Sulfate, total (mg/L)	SGWC-14	3.75	n/a	2/27/2024	240	Yes	154	n/a	n/a	47.4	n/a	n/a	0.00008305	NP Inter (normality) 1 of 2
Sulfate, total (mg/L)	SGWC-15	3.75	n/a	2/26/2024	210	Yes	154	n/a	n/a	47.4	n/a	n/a	0.00008305	NP Inter (normality) 1 of 2
Sulfate, total (mg/L)	SGWC-16	3.75	n/a	2/26/2024	69	Yes	154	n/a	n/a	47.4	n/a	n/a	0.00008305	NP Inter (normality) 1 of 2
Sulfate, total (mg/L)	SGWC-17	3.75	n/a	2/26/2024	270	Yes	154	n/a	n/a	47.4	n/a	n/a	0.00008305	NP Inter (normality) 1 of 2
Sulfate, total (mg/L)	SGWC-18	3.75	n/a	2/27/2024	870	Yes	154	n/a	n/a	47.4	n/a	n/a	0.00008305	NP Inter (normality) 1 of 2
Sulfate, total (mg/L)	SGWC-19	3.75	n/a	2/20/2024	310	Yes	154	n/a	n/a	47.4	n/a	n/a	0.00008305	NP Inter (normality) 1 of 2
Sulfate, total (mg/L)	SGWC-20	3.75	n/a	2/26/2024	280	Yes	154	n/a	n/a	47.4	n/a	n/a	0.00008305	NP Inter (normality) 1 of 2
Sulfate, total (mg/L)	SGWC-21	3.75	n/a	2/27/2024	130	Yes	154	n/a	n/a	47.4	n/a	n/a	0.00008305	NP Inter (normality) 1 of 2
Sulfate, total (mg/L)	SGWC-22	3.75	n/a	2/21/2024	110	Yes	154	n/a	n/a	47.4	n/a	n/a	0.00008305	NP Inter (normality) 1 of 2
Sulfate, total (mg/L)	SGWC-23	3.75	n/a	2/21/2024	64	Yes	154	n/a	n/a	47.4	n/a	n/a	0.00008305	NP Inter (normality) 1 of 2
Sulfate, total (mg/L)	SGWC-7	3.75	n/a	2/21/2024	5.2	Yes	154	n/a	n/a	47.4	n/a	n/a	0.00008305	NP Inter (normality) 1 of 2
Sulfate, total (mg/L)	SGWC-8	3.75	n/a	2/21/2024	44	Yes	154	n/a	n/a	47.4	n/a	n/a	0.00008305	NP Inter (normality) 1 of 2
Sulfate, total (mg/L)	SGWC-9	3.75	n/a	2/21/2024	200	Yes	154	n/a	n/a	47.4	n/a	n/a	0.00008305	NP Inter (normality) 1 of 2
Total Dissolved Solids [TDS] (mg/L)	SGWC-13	200	n/a	2/23/2024	220	Yes	154	n/a	n/a	0.6494	n/a	n/a	0.00008305	NP Inter (normality) 1 of 2
Total Dissolved Solids [TDS] (mg/L)	SGWC-14	200	n/a	2/27/2024	330	Yes	154	n/a	n/a	0.6494	n/a	n/a	0.00008305	NP Inter (normality) 1 of 2

Appendix III Interwell Prediction Limits - Significant Results

Plant Scherer Data: Scherer AP Printed 5/2/2024, 9:29 AM

Constituent	Well	Upper Lim.	Lower Lim.	Date	Observ.	Sig.	Bg N	Bg Mean	Std. Dev.	%NDs	ND Adj.	Transform	Alpha	Method
Total Dissolved Solids [TDS] (mg/L)	**SGWC-15**	**200**	**n/a**	**2/26/2024**	**320**	**Yes**	**154**	**n/a**	**n/a**	**0.6494**	**n/a**	**n/a**	**0.00008305**	**NP Inter (normality) 1 of 2**
Total Dissolved Solids [TDS] (mg/L)	**SGWC-17**	**200**	**n/a**	**2/26/2024**	**490**	**Yes**	**154**	**n/a**	**n/a**	**0.6494**	**n/a**	**n/a**	**0.00008305**	**NP Inter (normality) 1 of 2**
Total Dissolved Solids [TDS] (mg/L)	**SGWC-18**	**200**	**n/a**	**2/27/2024**	**1200**	**Yes**	**154**	**n/a**	**n/a**	**0.6494**	**n/a**	**n/a**	**0.00008305**	**NP Inter (normality) 1 of 2**
Total Dissolved Solids [TDS] (mg/L)	**SGWC-19**	**200**	**n/a**	**2/20/2024**	**420**	**Yes**	**154**	**n/a**	**n/a**	**0.6494**	**n/a**	**n/a**	**0.00008305**	**NP Inter (normality) 1 of 2**
Total Dissolved Solids [TDS] (mg/L)	**SGWC-20**	**200**	**n/a**	**2/26/2024**	**380**	**Yes**	**154**	**n/a**	**n/a**	**0.6494**	**n/a**	**n/a**	**0.00008305**	**NP Inter (normality) 1 of 2**
Total Dissolved Solids [TDS] (mg/L)	**SGWC-21**	**200**	**n/a**	**2/27/2024**	**360**	**Yes**	**154**	**n/a**	**n/a**	**0.6494**	**n/a**	**n/a**	**0.00008305**	**NP Inter (normality) 1 of 2**
Total Dissolved Solids [TDS] (mg/L)	**SGWC-22**	**200**	**n/a**	**2/21/2024**	**1000**	**Yes**	**154**	**n/a**	**n/a**	**0.6494**	**n/a**	**n/a**	**0.00008305**	**NP Inter (normality) 1 of 2**
Total Dissolved Solids [TDS] (mg/L)	**SGWC-23**	**200**	**n/a**	**2/21/2024**	**230**	**Yes**	**154**	**n/a**	**n/a**	**0.6494**	**n/a**	**n/a**	**0.00008305**	**NP Inter (normality) 1 of 2**
Total Dissolved Solids [TDS] (mg/L)	**SGWC-8**	**200**	**n/a**	**2/21/2024**	**320**	**Yes**	**154**	**n/a**	**n/a**	**0.6494**	**n/a**	**n/a**	**0.00008305**	**NP Inter (normality) 1 of 2**
Total Dissolved Solids [TDS] (mg/L)	**SGWC-9**	**200**	**n/a**	**2/21/2024**	**380**	**Yes**	**154**	**n/a**	**n/a**	**0.6494**	**n/a**	**n/a**	**0.00008305**	**NP Inter (normality) 1 of 2**

Appendix III Interwell Prediction Limits - All Results

Plant Scherer Data: Scherer AP Printed 5/2/2024, 9:29 AM

Constituent	Well	Upper Lim.	Lower Lim.	Date	Observ.	Sig.	Bg N	Bg Mean	Std. Dev.	%NDs	ND Adj.	Transform	Alpha	Method
Boron, total (mg/L)	**SGWC-10**	**0.18**	**n/a**	**2/23/2024**	**0.24**	**Yes**	**154**	**n/a**	**n/a**	**89.61**	**n/a**	**n/a**	**0.00008305**	**NP Inter (NDs) 1 of 2**
Boron, total (mg/L)	**SGWC-11**	**0.18**	**n/a**	**2/23/2024**	**0.75**	**Yes**	**154**	**n/a**	**n/a**	**89.61**	**n/a**	**n/a**	**0.00008305**	**NP Inter (NDs) 1 of 2**
Boron, total (mg/L)	SGWC-12	0.18	n/a	2/23/2024	0.043J	No	154	n/a	n/a	89.61	n/a	n/a	0.00008305	NP Inter (NDs) 1 of 2
Boron, total (mg/L)	**SGWC-13**	**0.18**	**n/a**	**2/23/2024**	**0.76**	**Yes**	**154**	**n/a**	**n/a**	**89.61**	**n/a**	**n/a**	**0.00008305**	**NP Inter (NDs) 1 of 2**
Boron, total (mg/L)	**SGWC-14**	**0.18**	**n/a**	**2/27/2024**	**1.6**	**Yes**	**154**	**n/a**	**n/a**	**89.61**	**n/a**	**n/a**	**0.00008305**	**NP Inter (NDs) 1 of 2**
Boron, total (mg/L)	**SGWC-15**	**0.18**	**n/a**	**2/26/2024**	**1.3**	**Yes**	**154**	**n/a**	**n/a**	**89.61**	**n/a**	**n/a**	**0.00008305**	**NP Inter (NDs) 1 of 2**
Boron, total (mg/L)	**SGWC-16**	**0.18**	**n/a**	**2/26/2024**	**0.78**	**Yes**	**154**	**n/a**	**n/a**	**89.61**	**n/a**	**n/a**	**0.00008305**	**NP Inter (NDs) 1 of 2**
Boron, total (mg/L)	**SGWC-17**	**0.18**	**n/a**	**2/26/2024**	**0.33**	**Yes**	**154**	**n/a**	**n/a**	**89.61**	**n/a**	**n/a**	**0.00008305**	**NP Inter (NDs) 1 of 2**
Boron, total (mg/L)	**SGWC-18**	**0.18**	**n/a**	**2/27/2024**	**6.3**	**Yes**	**154**	**n/a**	**n/a**	**89.61**	**n/a**	**n/a**	**0.00008305**	**NP Inter (NDs) 1 of 2**
Boron, total (mg/L)	**SGWC-19**	**0.18**	**n/a**	**2/20/2024**	**2**	**Yes**	**154**	**n/a**	**n/a**	**89.61**	**n/a**	**n/a**	**0.00008305**	**NP Inter (NDs) 1 of 2**
Boron, total (mg/L)	**SGWC-20**	**0.18**	**n/a**	**2/26/2024**	**1.7**	**Yes**	**154**	**n/a**	**n/a**	**89.61**	**n/a**	**n/a**	**0.00008305**	**NP Inter (NDs) 1 of 2**
Boron, total (mg/L)	**SGWC-21**	**0.18**	**n/a**	**2/27/2024**	**1.2**	**Yes**	**154**	**n/a**	**n/a**	**89.61**	**n/a**	**n/a**	**0.00008305**	**NP Inter (NDs) 1 of 2**
Boron, total (mg/L)	**SGWC-22**	**0.18**	**n/a**	**2/21/2024**	**0.45**	**Yes**	**154**	**n/a**	**n/a**	**89.61**	**n/a**	**n/a**	**0.00008305**	**NP Inter (NDs) 1 of 2**
Boron, total (mg/L)	**SGWC-23**	**0.18**	**n/a**	**2/21/2024**	**0.47**	**Yes**	**154**	**n/a**	**n/a**	**89.61**	**n/a**	**n/a**	**0.00008305**	**NP Inter (NDs) 1 of 2**
Boron, total (mg/L)	SGWC-6	0.18	n/a	2/20/2024	0.08ND	No	154	n/a	n/a	89.61	n/a	n/a	0.00008305	NP Inter (NDs) 1 of 2
Boron, total (mg/L)	SGWC-7	0.18	n/a	2/21/2024	0.08ND	No	154	n/a	n/a	89.61	n/a	n/a	0.00008305	NP Inter (NDs) 1 of 2
Boron, total (mg/L)	SGWC-8	0.18	n/a	2/21/2024	0.036J	No	154	n/a	n/a	89.61	n/a	n/a	0.00008305	NP Inter (NDs) 1 of 2
Boron, total (mg/L)	**SGWC-9**	**0.18**	**n/a**	**2/21/2024**	**1.6**	**Yes**	**154**	**n/a**	**n/a**	**89.61**	**n/a**	**n/a**	**0.00008305**	**NP Inter (NDs) 1 of 2**
Calcium, total (mg/L)	SGWC-10	23	n/a	2/23/2024	0.98	No	154	n/a	n/a	0	n/a	n/a	0.00008305	NP Inter (normality) 1 of 2
Calcium, total (mg/L)	SGWC-11	23	n/a	2/23/2024	2	No	154	n/a	n/a	0	n/a	n/a	0.00008305	NP Inter (normality) 1 of 2
Calcium, total (mg/L)	**SGWC-12**	**23**	**n/a**	**2/23/2024**	**24**	**Yes**	**154**	**n/a**	**n/a**	**0**	**n/a**	**n/a**	**0.00008305**	**NP Inter (normality) 1 of 2**
Calcium, total (mg/L)	**SGWC-13**	**23**	**n/a**	**2/23/2024**	**25**	**Yes**	**154**	**n/a**	**n/a**	**0**	**n/a**	**n/a**	**0.00008305**	**NP Inter (normality) 1 of 2**
Calcium, total (mg/L)	**SGWC-14**	**23**	**n/a**	**2/27/2024**	**45**	**Yes**	**154**	**n/a**	**n/a**	**0**	**n/a**	**n/a**	**0.00008305**	**NP Inter (normality) 1 of 2**
Calcium, total (mg/L)	SGWC-15	23	n/a	2/26/2024	18	No	154	n/a	n/a	0	n/a	n/a	0.00008305	NP Inter (normality) 1 of 2
Calcium, total (mg/L)	SGWC-16	23	n/a	2/26/2024	1.7	No	154	n/a	n/a	0	n/a	n/a	0.00008305	NP Inter (normality) 1 of 2
Calcium, total (mg/L)	**SGWC-17**	**23**	**n/a**	**2/26/2024**	**68**	**Yes**	**154**	**n/a**	**n/a**	**0**	**n/a**	**n/a**	**0.00008305**	**NP Inter (normality) 1 of 2**
Calcium, total (mg/L)	**SGWC-18**	**23**	**n/a**	**2/27/2024**	**41**	**Yes**	**154**	**n/a**	**n/a**	**0**	**n/a**	**n/a**	**0.00008305**	**NP Inter (normality) 1 of 2**
Calcium, total (mg/L)	**SGWC-19**	**23**	**n/a**	**2/20/2024**	**42**	**Yes**	**154**	**n/a**	**n/a**	**0**	**n/a**	**n/a**	**0.00008305**	**NP Inter (normality) 1 of 2**
Calcium, total (mg/L)	SGWC-20	23	n/a	2/26/2024	18	No	154	n/a	n/a	0	n/a	n/a	0.00008305	NP Inter (normality) 1 of 2
Calcium, total (mg/L)	**SGWC-21**	**23**	**n/a**	**2/27/2024**	**41**	**Yes**	**154**	**n/a**	**n/a**	**0**	**n/a**	**n/a**	**0.00008305**	**NP Inter (normality) 1 of 2**
Calcium, total (mg/L)	**SGWC-22**	**23**	**n/a**	**2/21/2024**	**28**	**Yes**	**154**	**n/a**	**n/a**	**0**	**n/a**	**n/a**	**0.00008305**	**NP Inter (normality) 1 of 2**
Calcium, total (mg/L)	SGWC-23	23	n/a	2/21/2024	20	No	154	n/a	n/a	0	n/a	n/a	0.00008305	NP Inter (normality) 1 of 2
Calcium, total (mg/L)	SGWC-6	23	n/a	2/20/2024	11	No	154	n/a	n/a	0	n/a	n/a	0.00008305	NP Inter (normality) 1 of 2
Calcium, total (mg/L)	SGWC-7	23	n/a	2/21/2024	14	No	154	n/a	n/a	0	n/a	n/a	0.00008305	NP Inter (normality) 1 of 2
Calcium, total (mg/L)	**SGWC-8**	**23**	**n/a**	**2/21/2024**	**38**	**Yes**	**154**	**n/a**	**n/a**	**0**	**n/a**	**n/a**	**0.00008305**	**NP Inter (normality) 1 of 2**
Calcium, total (mg/L)	**SGWC-9**	**23**	**n/a**	**2/21/2024**	**36**	**Yes**	**154**	**n/a**	**n/a**	**0**	**n/a**	**n/a**	**0.00008305**	**NP Inter (normality) 1 of 2**
Chloride, Total (mg/L)	**SGWC-10**	**3.6**	**n/a**	**2/23/2024**	**10**	**Yes**	**154**	**n/a**	**n/a**	**0**	**n/a**	**n/a**	**0.00008305**	**NP Inter (normality) 1 of 2**
Chloride, Total (mg/L)	**SGWC-11**	**3.6**	**n/a**	**2/23/2024**	**12**	**Yes**	**154**	**n/a**	**n/a**	**0**	**n/a**	**n/a**	**0.00008305**	**NP Inter (normality) 1 of 2**
Chloride, Total (mg/L)	**SGWC-12**	**3.6**	**n/a**	**2/23/2024**	**10**	**Yes**	**154**	**n/a**	**n/a**	**0**	**n/a**	**n/a**	**0.00008305**	**NP Inter (normality) 1 of 2**
Chloride, Total (mg/L)	**SGWC-13**	**3.6**	**n/a**	**2/23/2024**	**15**	**Yes**	**154**	**n/a**	**n/a**	**0**	**n/a**	**n/a**	**0.00008305**	**NP Inter (normality) 1 of 2**
Chloride, Total (mg/L)	**SGWC-14**	**3.6**	**n/a**	**2/27/2024**	**15**	**Yes**	**154**	**n/a**	**n/a**	**0**	**n/a**	**n/a**	**0.00008305**	**NP Inter (normality) 1 of 2**
Chloride, Total (mg/L)	**SGWC-15**	**3.6**	**n/a**	**2/26/2024**	**15**	**Yes**	**154**	**n/a**	**n/a**	**0**	**n/a**	**n/a**	**0.00008305**	**NP Inter (normality) 1 of 2**
Chloride, Total (mg/L)	**SGWC-16**	**3.6**	**n/a**	**2/26/2024**	**11**	**Yes**	**154**	**n/a**	**n/a**	**0**	**n/a**	**n/a**	**0.00008305**	**NP Inter (normality) 1 of 2**
Chloride, Total (mg/L)	**SGWC-17**	**3.6**	**n/a**	**2/26/2024**	**9.2**	**Yes**	**154**	**n/a**	**n/a**	**0**	**n/a**	**n/a**	**0.00008305**	**NP Inter (normality) 1 of 2**
Chloride, Total (mg/L)	SGWC-18	3.6	n/a	2/27/2024	9.7J	No	154	n/a	n/a	0	n/a	n/a	0.00008305	NP Inter (normality) 1 of 2
Chloride, Total (mg/L)	**SGWC-19**	**3.6**	**n/a**	**2/20/2024**	**12**	**Yes**	**154**	**n/a**	**n/a**	**0**	**n/a**	**n/a**	**0.00008305**	**NP Inter (normality) 1 of 2**
Chloride, Total (mg/L)	**SGWC-20**	**3.6**	**n/a**	**2/26/2024**	**11**	**Yes**	**154**	**n/a**	**n/a**	**0**	**n/a**	**n/a**	**0.00008305**	**NP Inter (normality) 1 of 2**
Chloride, Total (mg/L)	**SGWC-21**	**3.6**	**n/a**	**2/27/2024**	**7.9**	**Yes**	**154**	**n/a**	**n/a**	**0**	**n/a**	**n/a**	**0.00008305**	**NP Inter (normality) 1 of 2**
Chloride, Total (mg/L)	**SGWC-22**	**3.6**	**n/a**	**2/21/2024**	**12**	**Yes**	**154**	**n/a**	**n/a**	**0**	**n/a**	**n/a**	**0.00008305**	**NP Inter (normality) 1 of 2**
Chloride, Total (mg/L)	**SGWC-23**	**3.6**	**n/a**	**2/21/2024**	**14**	**Yes**	**154**	**n/a**	**n/a**	**0**	**n/a**	**n/a**	**0.00008305**	**NP Inter (normality) 1 of 2**
Chloride, Total (mg/L)	SGWC-6	3.6	n/a	2/20/2024	2.6	No	154	n/a	n/a	0	n/a	n/a	0.00008305	NP Inter (normality) 1 of 2
Chloride, Total (mg/L)	**SGWC-7**	**3.6**	**n/a**	**2/21/2024**	**3.9**	**Yes**	**154**	**n/a**	**n/a**	**0**	**n/a**	**n/a**	**0.00008305**	**NP Inter (normality) 1 of 2**
Chloride, Total (mg/L)	**SGWC-8**	**3.6**	**n/a**	**2/21/2024**	**27**	**Yes**	**154**	**n/a**	**n/a**	**0**	**n/a**	**n/a**	**0.00008305**	**NP Inter (normality) 1 of 2**
Chloride, Total (mg/L)	**SGWC-9**	**3.6**	**n/a**	**2/21/2024**	**19**	**Yes**	**154**	**n/a**	**n/a**	**0**	**n/a**	**n/a**	**0.00008305**	**NP Inter (normality) 1 of 2**
Fluoride, total (mg/L)	SGWC-10	0.2	n/a	2/23/2024	0.2ND	No	181	n/a	n/a	56.35	n/a	n/a	0.00005983	NP Inter (NDs) 1 of 2
Fluoride, total (mg/L)	SGWC-11	0.2	n/a	2/23/2024	0.2ND	No	181	n/a	n/a	56.35	n/a	n/a	0.00005983	NP Inter (NDs) 1 of 2
Fluoride, total (mg/L)	SGWC-12	0.2	n/a	2/23/2024	0.2ND	No	181	n/a	n/a	56.35	n/a	n/a	0.00005983	NP Inter (NDs) 1 of 2
Fluoride, total (mg/L)	SGWC-13	0.2	n/a	2/23/2024	0.2ND	No	181	n/a	n/a	56.35	n/a	n/a	0.00005983	NP Inter (NDs) 1 of 2
Fluoride, total (mg/L)	SGWC-14	0.2	n/a	2/27/2024	0.2ND	No	181	n/a	n/a	56.35	n/a	n/a	0.00005983	NP Inter (NDs) 1 of 2
Fluoride, total (mg/L)	SGWC-15	0.2	n/a	2/26/2024	0.2ND	No	181	n/a	n/a	56.35	n/a	n/a	0.00005983	NP Inter (NDs) 1 of 2
Fluoride, total (mg/L)	SGWC-16	0.2	n/a	2/26/2024	0.2ND	No	181	n/a	n/a	56.35	n/a	n/a	0.00005983	NP Inter (NDs) 1 of 2
Fluoride, total (mg/L)	SGWC-17	0.2	n/a	2/26/2024	0.2ND	No	181	n/a	n/a	56.35	n/a	n/a	0.00005983	NP Inter (NDs) 1 of 2
Fluoride, total (mg/L)	SGWC-18	0.2	n/a	2/27/2024	0.2ND	No	181	n/a	n/a	56.35	n/a	n/a	0.00005983	NP Inter (NDs) 1 of 2

Appendix III Interwell Prediction Limits - All Results

Plant Scherer Data: Scherer AP Printed 5/2/2024, 9:29 AM

Constituent	Well	Upper Lim.	Lower Lim.	Date	Observ.	Sig.	Bg N	Bg Mean	Std. Dev.	%NDs	ND Adj.	Transform	Alpha	Method
Fluoride, total (mg/L)	SGWC-19	0.2	n/a	2/20/2024	0.2ND	No	181	n/a	n/a	56.35	n/a	n/a	0.00005983	NP Inter (NDs) 1 of 2
Fluoride, total (mg/L)	SGWC-20	0.2	n/a	2/26/2024	0.2ND	No	181	n/a	n/a	56.35	n/a	n/a	0.00005983	NP Inter (NDs) 1 of 2
Fluoride, total (mg/L)	SGWC-21	0.2	n/a	2/27/2024	0.2ND	No	181	n/a	n/a	56.35	n/a	n/a	0.00005983	NP Inter (NDs) 1 of 2
Fluoride, total (mg/L)	SGWC-22	0.2	n/a	2/21/2024	0.2ND	No	181	n/a	n/a	56.35	n/a	n/a	0.00005983	NP Inter (NDs) 1 of 2
Fluoride, total (mg/L)	SGWC-23	0.2	n/a	2/21/2024	0.2ND	No	181	n/a	n/a	56.35	n/a	n/a	0.00005983	NP Inter (NDs) 1 of 2
Fluoride, total (mg/L)	SGWC-6	0.2	n/a	2/20/2024	0.2ND	No	181	n/a	n/a	56.35	n/a	n/a	0.00005983	NP Inter (NDs) 1 of 2
Fluoride, total (mg/L)	SGWC-7	0.2	n/a	2/21/2024	0.2ND	No	181	n/a	n/a	56.35	n/a	n/a	0.00005983	NP Inter (NDs) 1 of 2
Fluoride, total (mg/L)	SGWC-8	0.2	n/a	2/21/2024	1.1J	No	181	n/a	n/a	56.35	n/a	n/a	0.00005983	NP Inter (NDs) 1 of 2
Fluoride, total (mg/L)	SGWC-9	0.2	n/a	2/21/2024	0.2ND	No	181	n/a	n/a	56.35	n/a	n/a	0.00005983	NP Inter (NDs) 1 of 2
pH (S.U.)	SGWC-10	7.01	5.09	2/23/2024	5.18	No	175	n/a	n/a	0	n/a	n/a	0.0001287	NP Inter (normality) 1 of 2
pH (S.U.)	**SGWC-11**	**7.01**	**5.09**	**2/23/2024**	**5.07**	**Yes**	**175**	**n/a**	**n/a**	**0**	**n/a**	**n/a**	**0.0001287**	**NP Inter (normality) 1 of 2**
pH (S.U.)	SGWC-12	7.01	5.09	2/23/2024	6.11	No	175	n/a	n/a	0	n/a	n/a	0.0001287	NP Inter (normality) 1 of 2
pH (S.U.)	SGWC-13	7.01	5.09	2/23/2024	6.03	No	175	n/a	n/a	0	n/a	n/a	0.0001287	NP Inter (normality) 1 of 2
pH (S.U.)	SGWC-14	7.01	5.09	2/27/2024	5.84	No	175	n/a	n/a	0	n/a	n/a	0.0001287	NP Inter (normality) 1 of 2
pH (S.U.)	**SGWC-15**	**7.01**	**5.09**	**2/26/2024**	**4.6**	**Yes**	**175**	**n/a**	**n/a**	**0**	**n/a**	**n/a**	**0.0001287**	**NP Inter (normality) 1 of 2**
pH (S.U.)	SGWC-16	7.01	5.09	2/26/2024	5.13	No	175	n/a	n/a	0	n/a	n/a	0.0001287	NP Inter (normality) 1 of 2
pH (S.U.)	SGWC-17	7.01	5.09	2/26/2024	6.28	No	175	n/a	n/a	0	n/a	n/a	0.0001287	NP Inter (normality) 1 of 2
pH (S.U.)	**SGWC-18**	**7.01**	**5.09**	**2/27/2024**	**4.62**	**Yes**	**175**	**n/a**	**n/a**	**0**	**n/a**	**n/a**	**0.0001287**	**NP Inter (normality) 1 of 2**
pH (S.U.)	SGWC-19	7.01	5.09	2/20/2024	5.61	No	175	n/a	n/a	0	n/a	n/a	0.0001287	NP Inter (normality) 1 of 2
pH (S.U.)	**SGWC-20**	**7.01**	**5.09**	**2/26/2024**	**4.15**	**Yes**	**175**	**n/a**	**n/a**	**0**	**n/a**	**n/a**	**0.0001287**	**NP Inter (normality) 1 of 2**
pH (S.U.)	SGWC-21	7.01	5.09	2/27/2024	6.29	No	175	n/a	n/a	0	n/a	n/a	0.0001287	NP Inter (normality) 1 of 2
pH (S.U.)	SGWC-22	7.01	5.09	2/21/2024	5.71	No	175	n/a	n/a	0	n/a	n/a	0.0001287	NP Inter (normality) 1 of 2
pH (S.U.)	SGWC-23	7.01	5.09	2/21/2024	6.02	No	175	n/a	n/a	0	n/a	n/a	0.0001287	NP Inter (normality) 1 of 2
pH (S.U.)	SGWC-6	7.01	5.09	2/20/2024	6.36	No	175	n/a	n/a	0	n/a	n/a	0.0001287	NP Inter (normality) 1 of 2
pH (S.U.)	SGWC-7	7.01	5.09	2/21/2024	6.52	No	175	n/a	n/a	0	n/a	n/a	0.0001287	NP Inter (normality) 1 of 2
pH (S.U.)	SGWC-8	7.01	5.09	2/21/2024	6.67	No	175	n/a	n/a	0	n/a	n/a	0.0001287	NP Inter (normality) 1 of 2
pH (S.U.)	SGWC-9	7.01	5.09	2/21/2024	6.17	No	175	n/a	n/a	0	n/a	n/a	0.0001287	NP Inter (normality) 1 of 2
Sulfate, total (mg/L)	**SGWC-10**	**3.75**	**n/a**	**2/23/2024**	**9.1**	**Yes**	**154**	**n/a**	**n/a**	**47.4**	**n/a**	**n/a**	**0.00008305**	**NP Inter (normality) 1 of 2**
Sulfate, total (mg/L)	**SGWC-11**	**3.75**	**n/a**	**2/23/2024**	**8**	**Yes**	**154**	**n/a**	**n/a**	**47.4**	**n/a**	**n/a**	**0.00008305**	**NP Inter (normality) 1 of 2**
Sulfate, total (mg/L)	**SGWC-12**	**3.75**	**n/a**	**2/23/2024**	**61**	**Yes**	**154**	**n/a**	**n/a**	**47.4**	**n/a**	**n/a**	**0.00008305**	**NP Inter (normality) 1 of 2**
Sulfate, total (mg/L)	**SGWC-13**	**3.75**	**n/a**	**2/23/2024**	**110**	**Yes**	**154**	**n/a**	**n/a**	**47.4**	**n/a**	**n/a**	**0.00008305**	**NP Inter (normality) 1 of 2**
Sulfate, total (mg/L)	**SGWC-14**	**3.75**	**n/a**	**2/27/2024**	**240**	**Yes**	**154**	**n/a**	**n/a**	**47.4**	**n/a**	**n/a**	**0.00008305**	**NP Inter (normality) 1 of 2**
Sulfate, total (mg/L)	**SGWC-15**	**3.75**	**n/a**	**2/26/2024**	**210**	**Yes**	**154**	**n/a**	**n/a**	**47.4**	**n/a**	**n/a**	**0.00008305**	**NP Inter (normality) 1 of 2**
Sulfate, total (mg/L)	**SGWC-16**	**3.75**	**n/a**	**2/26/2024**	**69**	**Yes**	**154**	**n/a**	**n/a**	**47.4**	**n/a**	**n/a**	**0.00008305**	**NP Inter (normality) 1 of 2**
Sulfate, total (mg/L)	**SGWC-17**	**3.75**	**n/a**	**2/26/2024**	**270**	**Yes**	**154**	**n/a**	**n/a**	**47.4**	**n/a**	**n/a**	**0.00008305**	**NP Inter (normality) 1 of 2**
Sulfate, total (mg/L)	**SGWC-18**	**3.75**	**n/a**	**2/27/2024**	**870**	**Yes**	**154**	**n/a**	**n/a**	**47.4**	**n/a**	**n/a**	**0.00008305**	**NP Inter (normality) 1 of 2**
Sulfate, total (mg/L)	**SGWC-19**	**3.75**	**n/a**	**2/20/2024**	**310**	**Yes**	**154**	**n/a**	**n/a**	**47.4**	**n/a**	**n/a**	**0.00008305**	**NP Inter (normality) 1 of 2**
Sulfate, total (mg/L)	**SGWC-20**	**3.75**	**n/a**	**2/26/2024**	**280**	**Yes**	**154**	**n/a**	**n/a**	**47.4**	**n/a**	**n/a**	**0.00008305**	**NP Inter (normality) 1 of 2**
Sulfate, total (mg/L)	**SGWC-21**	**3.75**	**n/a**	**2/27/2024**	**130**	**Yes**	**154**	**n/a**	**n/a**	**47.4**	**n/a**	**n/a**	**0.00008305**	**NP Inter (normality) 1 of 2**
Sulfate, total (mg/L)	**SGWC-22**	**3.75**	**n/a**	**2/21/2024**	**110**	**Yes**	**154**	**n/a**	**n/a**	**47.4**	**n/a**	**n/a**	**0.00008305**	**NP Inter (normality) 1 of 2**
Sulfate, total (mg/L)	**SGWC-23**	**3.75**	**n/a**	**2/21/2024**	**64**	**Yes**	**154**	**n/a**	**n/a**	**47.4**	**n/a**	**n/a**	**0.00008305**	**NP Inter (normality) 1 of 2**
Sulfate, total (mg/L)	SGWC-6	3.75	n/a	2/20/2024	1.5	No	154	n/a	n/a	47.4	n/a	n/a	0.00008305	NP Inter (normality) 1 of 2
Sulfate, total (mg/L)	**SGWC-7**	**3.75**	**n/a**	**2/21/2024**	**5.2**	**Yes**	**154**	**n/a**	**n/a**	**47.4**	**n/a**	**n/a**	**0.00008305**	**NP Inter (normality) 1 of 2**
Sulfate, total (mg/L)	**SGWC-8**	**3.75**	**n/a**	**2/21/2024**	**44**	**Yes**	**154**	**n/a**	**n/a**	**47.4**	**n/a**	**n/a**	**0.00008305**	**NP Inter (normality) 1 of 2**
Sulfate, total (mg/L)	**SGWC-9**	**3.75**	**n/a**	**2/21/2024**	**200**	**Yes**	**154**	**n/a**	**n/a**	**47.4**	**n/a**	**n/a**	**0.00008305**	**NP Inter (normality) 1 of 2**
Total Dissolved Solids [TDS] (mg/L)	SGWC-10	200	n/a	2/23/2024	52	No	154	n/a	n/a	0.6494	n/a	n/a	0.00008305	NP Inter (normality) 1 of 2
Total Dissolved Solids [TDS] (mg/L)	SGWC-11	200	n/a	2/23/2024	55	No	154	n/a	n/a	0.6494	n/a	n/a	0.00008305	NP Inter (normality) 1 of 2
Total Dissolved Solids [TDS] (mg/L)	SGWC-12	200	n/a	2/23/2024	170	No	154	n/a	n/a	0.6494	n/a	n/a	0.00008305	NP Inter (normality) 1 of 2
Total Dissolved Solids [TDS] (mg/L)	**SGWC-13**	**200**	**n/a**	**2/23/2024**	**220**	**Yes**	**154**	**n/a**	**n/a**	**0.6494**	**n/a**	**n/a**	**0.00008305**	**NP Inter (normality) 1 of 2**
Total Dissolved Solids [TDS] (mg/L)	**SGWC-14**	**200**	**n/a**	**2/27/2024**	**330**	**Yes**	**154**	**n/a**	**n/a**	**0.6494**	**n/a**	**n/a**	**0.00008305**	**NP Inter (normality) 1 of 2**
Total Dissolved Solids [TDS] (mg/L)	**SGWC-15**	**200**	**n/a**	**2/26/2024**	**320**	**Yes**	**154**	**n/a**	**n/a**	**0.6494**	**n/a**	**n/a**	**0.00008305**	**NP Inter (normality) 1 of 2**
Total Dissolved Solids [TDS] (mg/L)	SGWC-16	200	n/a	2/26/2024	140	No	154	n/a	n/a	0.6494	n/a	n/a	0.00008305	NP Inter (normality) 1 of 2
Total Dissolved Solids [TDS] (mg/L)	**SGWC-17**	**200**	**n/a**	**2/26/2024**	**490**	**Yes**	**154**	**n/a**	**n/a**	**0.6494**	**n/a**	**n/a**	**0.00008305**	**NP Inter (normality) 1 of 2**
Total Dissolved Solids [TDS] (mg/L)	**SGWC-18**	**200**	**n/a**	**2/27/2024**	**1200**	**Yes**	**154**	**n/a**	**n/a**	**0.6494**	**n/a**	**n/a**	**0.00008305**	**NP Inter (normality) 1 of 2**
Total Dissolved Solids [TDS] (mg/L)	**SGWC-19**	**200**	**n/a**	**2/20/2024**	**420**	**Yes**	**154**	**n/a**	**n/a**	**0.6494**	**n/a**	**n/a**	**0.00008305**	**NP Inter (normality) 1 of 2**
Total Dissolved Solids [TDS] (mg/L)	**SGWC-20**	**200**	**n/a**	**2/26/2024**	**380**	**Yes**	**154**	**n/a**	**n/a**	**0.6494**	**n/a**	**n/a**	**0.00008305**	**NP Inter (normality) 1 of 2**
Total Dissolved Solids [TDS] (mg/L)	**SGWC-21**	**200**	**n/a**	**2/27/2024**	**360**	**Yes**	**154**	**n/a**	**n/a**	**0.6494**	**n/a**	**n/a**	**0.00008305**	**NP Inter (normality) 1 of 2**
Total Dissolved Solids [TDS] (mg/L)	**SGWC-22**	**200**	**n/a**	**2/21/2024**	**1000**	**Yes**	**154**	**n/a**	**n/a**	**0.6494**	**n/a**	**n/a**	**0.00008305**	**NP Inter (normality) 1 of 2**
Total Dissolved Solids [TDS] (mg/L)	**SGWC-23**	**200**	**n/a**	**2/21/2024**	**230**	**Yes**	**154**	**n/a**	**n/a**	**0.6494**	**n/a**	**n/a**	**0.00008305**	**NP Inter (normality) 1 of 2**
Total Dissolved Solids [TDS] (mg/L)	SGWC-6	200	n/a	2/20/2024	120	No	154	n/a	n/a	0.6494	n/a	n/a	0.00008305	NP Inter (normality) 1 of 2
Total Dissolved Solids [TDS] (mg/L)	SGWC-7	200	n/a	2/21/2024	160	No	154	n/a	n/a	0.6494	n/a	n/a	0.00008305	NP Inter (normality) 1 of 2
Total Dissolved Solids [TDS] (mg/L)	**SGWC-8**	**200**	**n/a**	**2/21/2024**	**320**	**Yes**	**154**	**n/a**	**n/a**	**0.6494**	**n/a**	**n/a**	**0.00008305**	**NP Inter (normality) 1 of 2**
Total Dissolved Solids [TDS] (mg/L)	**SGWC-9**	**200**	**n/a**	**2/21/2024**	**380**	**Yes**	**154**	**n/a**	**n/a**	**0.6494**	**n/a**	**n/a**	**0.00008305**	**NP Inter (normality) 1 of 2**

Appendix III Trend Tests - Significant Results

Plant Scherer Data: Scherer AP Printed 5/2/2024, 9:33 AM

Constituent	Well	Slope	Calc.	Critical	Sig.	N	%NDs	Normality	Alpha	Method
Boron, total (mg/L)	SGWC-10	0.02179	155	92	Yes	22	9.091	n/a	0.01	NP
Boron, total (mg/L)	SGWC-11	0.05416	204	92	Yes	22	0	n/a	0.01	NP
Boron, total (mg/L)	SGWC-16	0.02042	118	92	Yes	22	0	n/a	0.01	NP
Boron, total (mg/L)	SGWC-18	0.4919	173	92	Yes	22	0	n/a	0.01	NP
Boron, total (mg/L)	SGWC-20	-0.06245	-103	-92	Yes	22	0	n/a	0.01	NP
Boron, total (mg/L)	SGWC-21	-0.03163	-95	-92	Yes	22	0	n/a	0.01	NP
Boron, total (mg/L)	SGWC-22	0.02152	117	92	Yes	22	0	n/a	0.01	NP
Boron, total (mg/L)	SGWC-23	-0.02452	-103	-92	Yes	22	0	n/a	0.01	NP
Calcium, total (mg/L)	SGWA-2 (bg)	0.3005	133	92	Yes	22	0	n/a	0.01	NP
Calcium, total (mg/L)	SGWA-24 (bg)	0.5897	162	92	Yes	22	0	n/a	0.01	NP
Calcium, total (mg/L)	SGWA-4 (bg)	0.7115	150	92	Yes	22	0	n/a	0.01	NP
Calcium, total (mg/L)	SGWA-5 (bg)	0.05034	93	92	Yes	22	0	n/a	0.01	NP
Calcium, total (mg/L)	SGWC-13	0.9707	171	92	Yes	22	0	n/a	0.01	NP
Calcium, total (mg/L)	SGWC-17	3.724	197	92	Yes	22	0	n/a	0.01	NP
Calcium, total (mg/L)	SGWC-19	1.164	115	92	Yes	22	0	n/a	0.01	NP
Calcium, total (mg/L)	SGWC-21	1.358	124	92	Yes	22	0	n/a	0.01	NP
Calcium, total (mg/L)	SGWC-22	1.05	152	92	Yes	22	0	n/a	0.01	NP
Calcium, total (mg/L)	SGWC-9	-2.168	-107	-92	Yes	22	0	n/a	0.01	NP
Chloride, Total (mg/L)	SGWA-24 (bg)	0.1588	103	92	Yes	22	0	n/a	0.01	NP
Chloride, Total (mg/L)	SGWC-11	0.3067	99	92	Yes	22	0	n/a	0.01	NP
Chloride, Total (mg/L)	SGWC-12	0.1478	126	92	Yes	22	0	n/a	0.01	NP
Chloride, Total (mg/L)	SGWC-13	1.112	183	92	Yes	22	0	n/a	0.01	NP
Chloride, Total (mg/L)	SGWC-15	0.2901	128	92	Yes	22	0	n/a	0.01	NP
Chloride, Total (mg/L)	SGWC-16	0.31	145	92	Yes	22	0	n/a	0.01	NP
Chloride, Total (mg/L)	SGWC-21	0.5305	99	92	Yes	22	0	n/a	0.01	NP
Chloride, Total (mg/L)	SGWC-22	0.1331	97	92	Yes	22	0	n/a	0.01	NP
Chloride, Total (mg/L)	SGWC-23	0.3867	133	92	Yes	22	0	n/a	0.01	NP
Chloride, Total (mg/L)	SGWC-7	-0.3923	-153	-92	Yes	22	0	n/a	0.01	NP
Chloride, Total (mg/L)	SGWC-9	1.307	176	92	Yes	22	0	n/a	0.01	NP
pH (S.U.)	SGWA-4 (bg)	-0.01875	-120	-111	Yes	25	0	n/a	0.01	NP
pH (S.U.)	SGWC-11	-0.089	-217	-105	Yes	24	0	n/a	0.01	NP
pH (S.U.)	SGWC-18	0.02478	117	111	Yes	25	0	n/a	0.01	NP
Sulfate, total (mg/L)	SGWA-3 (bg)	-0.132	-105	-92	Yes	22	4.545	n/a	0.01	NP
Sulfate, total (mg/L)	SGWA-4 (bg)	-0.1248	-107	-92	Yes	22	9.091	n/a	0.01	NP
Sulfate, total (mg/L)	SGWC-12	4.489	171	92	Yes	22	0	n/a	0.01	NP
Sulfate, total (mg/L)	SGWC-13	3.456	126	92	Yes	22	0	n/a	0.01	NP
Sulfate, total (mg/L)	SGWC-16	6.175	225	92	Yes	22	0	n/a	0.01	NP
Sulfate, total (mg/L)	SGWC-17	14.83	203	92	Yes	22	0	n/a	0.01	NP
Sulfate, total (mg/L)	SGWC-19	8.639	134	92	Yes	22	0	n/a	0.01	NP
Sulfate, total (mg/L)	SGWC-21	7.669	148	92	Yes	22	0	n/a	0.01	NP
Sulfate, total (mg/L)	SGWC-22	4.73	163	92	Yes	22	0	n/a	0.01	NP
Sulfate, total (mg/L)	SGWC-23	-9.869	-184	-92	Yes	22	0	n/a	0.01	NP
Sulfate, total (mg/L)	SGWC-7	-1.823	-147	-92	Yes	22	0	n/a	0.01	NP
Sulfate, total (mg/L)	SGWC-9	-14.24	-93	-92	Yes	22	0	n/a	0.01	NP
Total Dissolved Solids [TDS] (mg/L)	SGWA-4 (bg)	5.828	120	92	Yes	22	0	n/a	0.01	NP
Total Dissolved Solids [TDS] (mg/L)	SGWC-13	8.479	127	92	Yes	22	0	n/a	0.01	NP
Total Dissolved Solids [TDS] (mg/L)	SGWC-17	20.8	191	92	Yes	22	0	n/a	0.01	NP
Total Dissolved Solids [TDS] (mg/L)	SGWC-19	13.04	104	92	Yes	22	0	n/a	0.01	NP
Total Dissolved Solids [TDS] (mg/L)	SGWC-22	11.02	142	92	Yes	22	0	n/a	0.01	NP
Total Dissolved Solids [TDS] (mg/L)	SGWC-23	-9.707	-103	-92	Yes	22	0	n/a	0.01	NP
Total Dissolved Solids [TDS] (mg/L)	SGWC-9	-16.95	-99	-92	Yes	22	0	n/a	0.01	NP

Appendix III Trend Tests - All Results

Plant Scherer Data: Scherer AP Printed 5/2/2024, 9:33 AM

Constituent	Well	Slope	Calc.	Critical	Sig.	N	%NDs	Normality	Alpha	Method
Boron, total (mg/L)	SGWA-1 (bg)	0	-24	-92	No	22	86.36	n/a	0.01	NP
Boron, total (mg/L)	SGWA-2 (bg)	0	-24	-92	No	22	86.36	n/a	0.01	NP
Boron, total (mg/L)	SGWA-24 (bg)	0	7	92	No	22	90.91	n/a	0.01	NP
Boron, total (mg/L)	SGWA-25 (bg)	0	16	92	No	22	86.36	n/a	0.01	NP
Boron, total (mg/L)	SGWA-3 (bg)	0	4	92	No	22	86.36	n/a	0.01	NP
Boron, total (mg/L)	SGWA-4 (bg)	0	19	92	No	22	95.45	n/a	0.01	NP
Boron, total (mg/L)	SGWA-5 (bg)	0	-19	-92	No	22	95.45	n/a	0.01	NP
Boron, total (mg/L)	**SGWC-10**	**0.02179**	**155**	**92**	**Yes**	**22**	**9.091**	**n/a**	**0.01**	**NP**
Boron, total (mg/L)	**SGWC-11**	**0.05416**	**204**	**92**	**Yes**	**22**	**0**	**n/a**	**0.01**	**NP**
Boron, total (mg/L)	SGWC-13	0.00877	32	92	No	22	0	n/a	0.01	NP
Boron, total (mg/L)	SGWC-14	0.02549	82	92	No	22	0	n/a	0.01	NP
Boron, total (mg/L)	SGWC-15	-0.02843	-64	-92	No	22	0	n/a	0.01	NP
Boron, total (mg/L)	**SGWC-16**	**0.02042**	**118**	**92**	**Yes**	**22**	**0**	**n/a**	**0.01**	**NP**
Boron, total (mg/L)	SGWC-17	-0.002412	-11	-92	No	22	0	n/a	0.01	NP
Boron, total (mg/L)	**SGWC-18**	**0.4919**	**173**	**92**	**Yes**	**22**	**0**	**n/a**	**0.01**	**NP**
Boron, total (mg/L)	SGWC-19	0	29	92	No	22	0	n/a	0.01	NP
Boron, total (mg/L)	**SGWC-20**	**-0.06245**	**-103**	**-92**	**Yes**	**22**	**0**	**n/a**	**0.01**	**NP**
Boron, total (mg/L)	**SGWC-21**	**-0.03163**	**-95**	**-92**	**Yes**	**22**	**0**	**n/a**	**0.01**	**NP**
Boron, total (mg/L)	**SGWC-22**	**0.02152**	**117**	**92**	**Yes**	**22**	**0**	**n/a**	**0.01**	**NP**
Boron, total (mg/L)	**SGWC-23**	**-0.02452**	**-103**	**-92**	**Yes**	**22**	**0**	**n/a**	**0.01**	**NP**
Boron, total (mg/L)	SGWC-9	-0.004205	-46	-92	No	22	0	n/a	0.01	NP
Calcium, total (mg/L)	SGWA-1 (bg)	-0.05467	-58	-92	No	22	0	n/a	0.01	NP
Calcium, total (mg/L)	**SGWA-2 (bg)**	**0.3005**	**133**	**92**	**Yes**	**22**	**0**	**n/a**	**0.01**	**NP**
Calcium, total (mg/L)	**SGWA-24 (bg)**	**0.5897**	**162**	**92**	**Yes**	**22**	**0**	**n/a**	**0.01**	**NP**
Calcium, total (mg/L)	SGWA-25 (bg)	-0.1243	-70	-92	No	22	0	n/a	0.01	NP
Calcium, total (mg/L)	SGWA-3 (bg)	0.1154	76	92	No	22	0	n/a	0.01	NP
Calcium, total (mg/L)	**SGWA-4 (bg)**	**0.7115**	**150**	**92**	**Yes**	**22**	**0**	**n/a**	**0.01**	**NP**
Calcium, total (mg/L)	**SGWA-5 (bg)**	**0.05034**	**93**	**92**	**Yes**	**22**	**0**	**n/a**	**0.01**	**NP**
Calcium, total (mg/L)	SGWC-12	0	36	92	No	22	0	n/a	0.01	NP
Calcium, total (mg/L)	**SGWC-13**	**0.9707**	**171**	**92**	**Yes**	**22**	**0**	**n/a**	**0.01**	**NP**
Calcium, total (mg/L)	SGWC-14	0.4254	66	92	No	22	0	n/a	0.01	NP
Calcium, total (mg/L)	**SGWC-17**	**3.724**	**197**	**92**	**Yes**	**22**	**0**	**n/a**	**0.01**	**NP**
Calcium, total (mg/L)	SGWC-18	-0.78	-16	-92	No	22	0	n/a	0.01	NP
Calcium, total (mg/L)	**SGWC-19**	**1.164**	**115**	**92**	**Yes**	**22**	**0**	**n/a**	**0.01**	**NP**
Calcium, total (mg/L)	**SGWC-21**	**1.358**	**124**	**92**	**Yes**	**22**	**0**	**n/a**	**0.01**	**NP**
Calcium, total (mg/L)	**SGWC-22**	**1.05**	**152**	**92**	**Yes**	**22**	**0**	**n/a**	**0.01**	**NP**
Calcium, total (mg/L)	SGWC-8	0	9	92	No	22	0	n/a	0.01	NP
Calcium, total (mg/L)	**SGWC-9**	**-2.168**	**-107**	**-92**	**Yes**	**22**	**0**	**n/a**	**0.01**	**NP**
Chloride, Total (mg/L)	SGWA-1 (bg)	0	14	92	No	22	0	n/a	0.01	NP
Chloride, Total (mg/L)	SGWA-2 (bg)	0	9	92	No	22	0	n/a	0.01	NP
Chloride, Total (mg/L)	**SGWA-24 (bg)**	**0.1588**	**103**	**92**	**Yes**	**22**	**0**	**n/a**	**0.01**	**NP**
Chloride, Total (mg/L)	SGWA-25 (bg)	-0.02378	-27	-92	No	22	0	n/a	0.01	NP
Chloride, Total (mg/L)	SGWA-3 (bg)	-0.1091	-88	-92	No	22	0	n/a	0.01	NP
Chloride, Total (mg/L)	SGWA-4 (bg)	0	22	92	No	22	0	n/a	0.01	NP
Chloride, Total (mg/L)	SGWA-5 (bg)	0.02608	51	92	No	22	0	n/a	0.01	NP
Chloride, Total (mg/L)	SGWC-10	0.05136	38	92	No	22	0	n/a	0.01	NP
Chloride, Total (mg/L)	**SGWC-11**	**0.3067**	**99**	**92**	**Yes**	**22**	**0**	**n/a**	**0.01**	**NP**
Chloride, Total (mg/L)	**SGWC-12**	**0.1478**	**126**	**92**	**Yes**	**22**	**0**	**n/a**	**0.01**	**NP**
Chloride, Total (mg/L)	**SGWC-13**	**1.112**	**183**	**92**	**Yes**	**22**	**0**	**n/a**	**0.01**	**NP**
Chloride, Total (mg/L)	SGWC-14	0.2592	79	92	No	22	0	n/a	0.01	NP
Chloride, Total (mg/L)	**SGWC-15**	**0.2901**	**128**	**92**	**Yes**	**22**	**0**	**n/a**	**0.01**	**NP**
Chloride, Total (mg/L)	**SGWC-16**	**0.31**	**145**	**92**	**Yes**	**22**	**0**	**n/a**	**0.01**	**NP**
Chloride, Total (mg/L)	SGWC-17	0	-16	-92	No	22	0	n/a	0.01	NP
Chloride, Total (mg/L)	SGWC-19	0.2885	85	92	No	22	0	n/a	0.01	NP
Chloride, Total (mg/L)	SGWC-20	-0.09812	-62	-92	No	22	0	n/a	0.01	NP
Chloride, Total (mg/L)	**SGWC-21**	**0.5305**	**99**	**92**	**Yes**	**22**	**0**	**n/a**	**0.01**	**NP**
Chloride, Total (mg/L)	**SGWC-22**	**0.1331**	**97**	**92**	**Yes**	**22**	**0**	**n/a**	**0.01**	**NP**
Chloride, Total (mg/L)	**SGWC-23**	**0.3867**	**133**	**92**	**Yes**	**22**	**0**	**n/a**	**0.01**	**NP**
Chloride, Total (mg/L)	**SGWC-7**	**-0.3923**	**-153**	**-92**	**Yes**	**22**	**0**	**n/a**	**0.01**	**NP**
Chloride, Total (mg/L)	SGWC-8	0.2068	45	92	No	22	0	n/a	0.01	NP
Chloride, Total (mg/L)	**SGWC-9**	**1.307**	**176**	**92**	**Yes**	**22**	**0**	**n/a**	**0.01**	**NP**
Fluoride, total (mg/L)	SGWA-1 (bg)	0	-72	-118	No	26	84.62	n/a	0.01	NP

Appendix III Trend Tests - All Results

Plant Scherer Data: Scherer AP Printed 5/2/2024, 9:33 AM

Constituent	Well	Slope	Calc.	Critical	Sig.	N	%NDs	Normality	Alpha	Method
Fluoride, total (mg/L)	SGWA-2 (bg)	0	-50	-118	No	26	42.31	n/a	0.01	NP
Fluoride, total (mg/L)	SGWA-24 (bg)	-0.001995	-74	-118	No	26	42.31	n/a	0.01	NP
Fluoride, total (mg/L)	SGWA-25 (bg)	0	-51	-118	No	26	42.31	n/a	0.01	NP
Fluoride, total (mg/L)	SGWA-3 (bg)	0	-10	-118	No	26	65.38	n/a	0.01	NP
Fluoride, total (mg/L)	SGWA-4 (bg)	-0.004439	-73	-111	No	25	40	n/a	0.01	NP
Fluoride, total (mg/L)	SGWA-5 (bg)	0	-49	-118	No	26	76.92	n/a	0.01	NP
Fluoride, total (mg/L)	SGWC-8	0.005831	28	118	No	26	0	n/a	0.01	NP
pH (S.U.)	SGWA-1 (bg)	-0.02077	-72	-111	No	25	0	n/a	0.01	NP
pH (S.U.)	SGWA-2 (bg)	0.01011	56	111	No	25	0	n/a	0.01	NP
pH (S.U.)	SGWA-24 (bg)	0.002169	26	111	No	25	0	n/a	0.01	NP
pH (S.U.)	SGWA-25 (bg)	-0.01217	-77	-111	No	25	0	n/a	0.01	NP
pH (S.U.)	SGWA-3 (bg)	0.0227	101	111	No	25	0	n/a	0.01	NP
pH (S.U.)	**SGWA-4 (bg)**	**-0.01875**	**-120**	**-111**	**Yes**	**25**	**0**	**n/a**	**0.01**	**NP**
pH (S.U.)	SGWA-5 (bg)	-0.004109	-15	-111	No	25	0	n/a	0.01	NP
pH (S.U.)	**SGWC-11**	**-0.089**	**-217**	**-105**	**Yes**	**24**	**0**	**n/a**	**0.01**	**NP**
pH (S.U.)	SGWC-15	-0.01157	-76	-105	No	24	0	n/a	0.01	NP
pH (S.U.)	**SGWC-18**	**0.02478**	**117**	**111**	**Yes**	**25**	**0**	**n/a**	**0.01**	**NP**
pH (S.U.)	SGWC-20	0	-7	-111	No	25	0	n/a	0.01	NP
Sulfate, total (mg/L)	SGWA-1 (bg)	0	-11	-92	No	22	22.73	n/a	0.01	NP
Sulfate, total (mg/L)	SGWA-2 (bg)	0	19	92	No	22	54.55	n/a	0.01	NP
Sulfate, total (mg/L)	SGWA-24 (bg)	0	30	92	No	22	81.82	n/a	0.01	NP
Sulfate, total (mg/L)	SGWA-25 (bg)	0	24	92	No	22	77.27	n/a	0.01	NP
Sulfate, total (mg/L)	**SGWA-3 (bg)**	**-0.132**	**-105**	**-92**	**Yes**	**22**	**4.545**	**n/a**	**0.01**	**NP**
Sulfate, total (mg/L)	**SGWA-4 (bg)**	**-0.1248**	**-107**	**-92**	**Yes**	**22**	**9.091**	**n/a**	**0.01**	**NP**
Sulfate, total (mg/L)	SGWA-5 (bg)	0	50	92	No	22	81.82	n/a	0.01	NP
Sulfate, total (mg/L)	SGWC-10	0.1351	10	92	No	22	0	n/a	0.01	NP
Sulfate, total (mg/L)	SGWC-11	-0.1383	-78	-92	No	22	13.64	n/a	0.01	NP
Sulfate, total (mg/L)	**SGWC-12**	**4.489**	**171**	**92**	**Yes**	**22**	**0**	**n/a**	**0.01**	**NP**
Sulfate, total (mg/L)	**SGWC-13**	**3.456**	**126**	**92**	**Yes**	**22**	**0**	**n/a**	**0.01**	**NP**
Sulfate, total (mg/L)	SGWC-14	1.998	59	92	No	22	0	n/a	0.01	NP
Sulfate, total (mg/L)	SGWC-15	0	11	92	No	22	0	n/a	0.01	NP
Sulfate, total (mg/L)	**SGWC-16**	**6.175**	**225**	**92**	**Yes**	**22**	**0**	**n/a**	**0.01**	**NP**
Sulfate, total (mg/L)	**SGWC-17**	**14.83**	**203**	**92**	**Yes**	**22**	**0**	**n/a**	**0.01**	**NP**
Sulfate, total (mg/L)	SGWC-18	56.49	61	92	No	22	0	n/a	0.01	NP
Sulfate, total (mg/L)	**SGWC-19**	**8.639**	**134**	**92**	**Yes**	**22**	**0**	**n/a**	**0.01**	**NP**
Sulfate, total (mg/L)	SGWC-20	-1.575	-32	-92	No	22	0	n/a	0.01	NP
Sulfate, total (mg/L)	**SGWC-21**	**7.669**	**148**	**92**	**Yes**	**22**	**0**	**n/a**	**0.01**	**NP**
Sulfate, total (mg/L)	**SGWC-22**	**4.73**	**163**	**92**	**Yes**	**22**	**0**	**n/a**	**0.01**	**NP**
Sulfate, total (mg/L)	**SGWC-23**	**-9.869**	**-184**	**-92**	**Yes**	**22**	**0**	**n/a**	**0.01**	**NP**
Sulfate, total (mg/L)	**SGWC-7**	**-1.823**	**-147**	**-92**	**Yes**	**22**	**0**	**n/a**	**0.01**	**NP**
Sulfate, total (mg/L)	SGWC-8	1.038	36	92	No	22	0	n/a	0.01	NP
Sulfate, total (mg/L)	**SGWC-9**	**-14.24**	**-93**	**-92**	**Yes**	**22**	**0**	**n/a**	**0.01**	**NP**
Total Dissolved Solids [TDS] (mg/L)	SGWA-1 (bg)	0.9989	18	92	No	22	4.545	n/a	0.01	NP
Total Dissolved Solids [TDS] (mg/L)	SGWA-2 (bg)	0.5137	40	92	No	22	0	n/a	0.01	NP
Total Dissolved Solids [TDS] (mg/L)	SGWA-24 (bg)	2.869	71	92	No	22	0	n/a	0.01	NP
Total Dissolved Solids [TDS] (mg/L)	SGWA-25 (bg)	-1.08	-34	-92	No	22	0	n/a	0.01	NP
Total Dissolved Solids [TDS] (mg/L)	SGWA-3 (bg)	2.128	43	92	No	22	0	n/a	0.01	NP
Total Dissolved Solids [TDS] (mg/L)	**SGWA-4 (bg)**	**5.828**	**120**	**92**	**Yes**	**22**	**0**	**n/a**	**0.01**	**NP**
Total Dissolved Solids [TDS] (mg/L)	SGWA-5 (bg)	0.317	19	92	No	22	0	n/a	0.01	NP
Total Dissolved Solids [TDS] (mg/L)	**SGWC-13**	**8.479**	**127**	**92**	**Yes**	**22**	**0**	**n/a**	**0.01**	**NP**
Total Dissolved Solids [TDS] (mg/L)	SGWC-14	5.581	86	92	No	22	0	n/a	0.01	NP
Total Dissolved Solids [TDS] (mg/L)	SGWC-15	2.085	43	92	No	22	0	n/a	0.01	NP
Total Dissolved Solids [TDS] (mg/L)	**SGWC-17**	**20.8**	**191**	**92**	**Yes**	**22**	**0**	**n/a**	**0.01**	**NP**
Total Dissolved Solids [TDS] (mg/L)	SGWC-18	85.31	67	92	No	22	0	n/a	0.01	NP
Total Dissolved Solids [TDS] (mg/L)	**SGWC-19**	**13.04**	**104**	**92**	**Yes**	**22**	**0**	**n/a**	**0.01**	**NP**
Total Dissolved Solids [TDS] (mg/L)	SGWC-20	0	8	92	No	22	0	n/a	0.01	NP
Total Dissolved Solids [TDS] (mg/L)	SGWC-21	8.813	73	92	No	22	0	n/a	0.01	NP
Total Dissolved Solids [TDS] (mg/L)	**SGWC-22**	**11.02**	**142**	**92**	**Yes**	**22**	**0**	**n/a**	**0.01**	**NP**
Total Dissolved Solids [TDS] (mg/L)	**SGWC-23**	**-9.707**	**-103**	**-92**	**Yes**	**22**	**0**	**n/a**	**0.01**	**NP**
Total Dissolved Solids [TDS] (mg/L)	SGWC-8	-3.216	-55	-92	No	22	0	n/a	0.01	NP
Total Dissolved Solids [TDS] (mg/L)	**SGWC-9**	**-16.95**	**-99**	**-92**	**Yes**	**22**	**0**	**n/a**	**0.01**	**NP**

Upper Tolerance Limits Summary Table

Plant Scherer Data: Scherer AP Printed 5/2/2024, 9:23 AM

Constituent	Upper Lim.	Lower Lim.	Bg N	Bg Mean	Std. Dev.	%NDs	ND Adj.	Transform	Alpha	Method
Antimony (mg/L)	0.0021	n/a	140	n/a	n/a	95	n/a	n/a	0.0007609	NP Inter(NDs)
Arsenic (mg/L)	0.0015	n/a	175	n/a	n/a	87.43	n/a	n/a	NaN	NP Inter(NDs)
Barium (mg/L)	0.091	n/a	175	n/a	n/a	0	n/a	n/a	NaN	NP Inter(normality)
Beryllium (mg/L)	0.0025	n/a	175	n/a	n/a	93.14	n/a	n/a	NaN	NP Inter(NDs)
Cadmium (mg/L)	0.0025	n/a	168	n/a	n/a	98.81	n/a	n/a	0.000181	NP Inter(NDs)
Chromium (mg/L)	0.024	n/a	182	n/a	n/a	26.37	n/a	n/a	NaN	NP Inter(normality)
Cobalt (mg/L)	0.02	n/a	175	n/a	n/a	65.71	n/a	n/a	NaN	NP Inter(NDs)
Combined Radium 226 + 228 (pCi/L)	1.66	n/a	175	n/a	n/a	0	n/a	n/a	NaN	NP Inter(normality)
Fluoride, total (mg/L)	0.2	n/a	181	n/a	n/a	56.35	n/a	n/a	NaN	NP Inter(NDs)
Lead (mg/L)	0.001	n/a	175	n/a	n/a	93.71	n/a	n/a	NaN	NP Inter(NDs)
Lithium (mg/L)	0.0051	n/a	175	n/a	n/a	85.14	n/a	n/a	NaN	NP Inter(NDs)
Mercury (mg/L)	0.0005	n/a	177	n/a	n/a	92.66	n/a	n/a	NaN	NP Inter(NDs)
Molybdenum (mg/L)	0.015	n/a	168	n/a	n/a	92.86	n/a	n/a	0.000181	NP Inter(NDs)
Selenium (mg/L)	0.005	n/a	175	n/a	n/a	92.57	n/a	n/a	NaN	NP Inter(NDs)
Thallium (mg/L)	0.001	n/a	175	n/a	n/a	93.14	n/a	n/a	NaN	NP Inter(NDs)

SCHERER ASH POND GWPS				
Constituent Name	**MCL**	**CCR-Rule Specified**	**Background Limit**	**GWPS**
Antimony, Total (mg/L)	0.006		0.0021	0.006
Arsenic, Total (mg/L)	0.01		0.0015	0.01
Barium, Total (mg/L)	2		0.091	2
Beryllium, Total (mg/L)	0.004		0.0025	0.004
Cadmium, Total (mg/L)	0.005		0.0025	0.005
Chromium, Total (mg/L)	0.1		0.024	0.1
Cobalt, Total (mg/L)		0.006	0.02	0.02
Combined Radium, Total (pCi/L)	5		1.66	5
Fluoride, Total (mg/L)	4		0.2	4
Lead, Total (mg/L)		0.015	0.001	0.015
Lithium, Total (mg/L)		0.04	0.0051	0.04
Mercury, Total (mg/L)	0.002		0.0005	0.002
Molybdenum, Total (mg/L)		0.1	0.015	0.1
Selenium, Total (mg/L)	0.05		0.005	0.05
Thallium, Total (mg/L)	0.002		0.001	0.002

Grey cell indicates Background Limit is higher than MCL or CCR-Rule Specified Level

**GWPS = Groundwater Protection Standard*

**MCL = Maximum Contaminant Level*

**CCR = Coal Combustion Residuals*

Appendix IV Confidence Intervals - Significant Results

Plant Scherer Data: Scherer AP Printed 5/1/2024, 4:31 PM

Constituent	Well	Upper Lim.	Lower Lim.	Compliance	Sig.	N	Mean	Std. Dev.	%NDs	ND Adj.	Transform	Alpha	Method
Cobalt (mg/L)	**SGWC-10**	**0.03018**	**0.02232**	**0.02**	**Yes**	**25**	**0.02625**	**0.007891**	**0**	**None**	**No**	**0.01**	**Param.**
Cobalt (mg/L)	**SGWC-11**	**0.02702**	**0.02106**	**0.02**	**Yes**	**25**	**0.02404**	**0.005976**	**0**	**None**	**No**	**0.01**	**Param.**
Cobalt (mg/L)	**SGWC-15**	**0.2724**	**0.2558**	**0.02**	**Yes**	**25**	**0.2641**	**0.01666**	**0**	**None**	**No**	**0.01**	**Param.**
Cobalt (mg/L)	**SGWC-18**	**0.1439**	**0.1037**	**0.02**	**Yes**	**25**	**0.1238**	**0.04037**	**0**	**None**	**No**	**0.01**	**Param.**
Cobalt (mg/L)	**SGWC-20**	**0.203**	**0.1477**	**0.02**	**Yes**	**25**	**0.1754**	**0.05546**	**0**	**None**	**No**	**0.01**	**Param.**

Appendix IV Confidence Intervals - All Results

Plant Scherer Data: Scherer AP Printed 5/1/2024, 4:31 PM

Constituent	Well	Upper Lim.	Lower Lim.	Compliance	Sig.	N	Mean	Std. Dev.	%NDs	ND Adj.	Transform	Alpha	Method
Antimony (mg/L)	PZ-13S	0.002	0.00046	0.006	No	5	0.001692	0.0006887	80	None	No	0.031	NP (NDs)
Antimony (mg/L)	PZ-17I	0.002	0.00061	0.006	No	5	0.001722	0.0006216	80	None	No	0.031	NP (NDs)
Antimony (mg/L)	PZ-40I	0.002	0.00089	0.006	No	5	0.001778	0.0004964	80	None	No	0.031	NP (NDs)
Antimony (mg/L)	SGWC-10	0.002	0.0014	0.006	No	19	0.001968	0.0001376	94.74	None	No	0.01	NP (NDs)
Antimony (mg/L)	SGWC-13	0.002	0.0004	0.006	No	19	0.001916	0.0003671	94.74	None	No	0.01	NP (NDs)
Antimony (mg/L)	SGWC-18	0.002	0.0012	0.006	No	18	0.001956	0.0001886	94.44	None	No	0.01	NP (NDs)
Antimony (mg/L)	SGWC-19	0.0021	0.002	0.006	No	19	0.002005	0.00002294	94.74	None	No	0.01	NP (NDs)
Antimony (mg/L)	SGWC-20	0.002	0.0019	0.006	No	18	0.001994	0.00002357	94.44	None	No	0.01	NP (NDs)
Antimony (mg/L)	SGWC-21	0.002	0.0019	0.006	No	19	0.001995	0.00002294	94.74	None	No	0.01	NP (NDs)
Antimony (mg/L)	SGWC-22	0.0022	0.002	0.006	No	19	0.002011	0.00004588	94.74	None	No	0.01	NP (NDs)
Antimony (mg/L)	SGWC-23	0.002	0.00098	0.006	No	19	0.001946	0.000234	94.74	None	No	0.01	NP (NDs)
Antimony (mg/L)	SGWC-7	0.002	0.0004	0.006	No	19	0.001916	0.0003671	94.74	None	No	0.01	NP (NDs)
Arsenic (mg/L)	PZ-39S	0.0019	0.00028	0.01	No	6	0.00103	0.0005144	66.67	None	No	0.0155	NP (NDs)
Arsenic (mg/L)	PZ-42I	0.001	0.00049	0.01	No	6	0.000915	0.0002082	83.33	None	No	0.0155	NP (NDs)
Arsenic (mg/L)	PZ-69I	0.0007829	0.0005704	0.01	No	5	0.000806	0.0001854	40	Kaplan-Meier	No	0.01	Param.
Arsenic (mg/L)	SGWC-10	0.001	0.00074	0.01	No	25	0.0009532	0.000134	88	Kaplan-Meier	No	0.01	NP (NDs)
Arsenic (mg/L)	SGWC-11	0.00103	0.001	0.01	No	25	0.001004	0.00009047	64	Kaplan-Meier	No	0.01	NP (NDs)
Arsenic (mg/L)	SGWC-12	0.001	0.001	0.01	No	25	0.0009108	0.0002258	64	Kaplan-Meier	No	0.01	NP (NDs)
Arsenic (mg/L)	SGWC-13	0.001	0.00088	0.01	No	25	0.0009776	0.0001498	84	Kaplan-Meier	No	0.01	NP (NDs)
Arsenic (mg/L)	SGWC-14	0.0012	0.0007	0.01	No	25	0.000978	0.0001632	80	Kaplan-Meier	No	0.01	NP (NDs)
Arsenic (mg/L)	SGWC-15	0.001423	0.0008775	0.01	No	25	0.001309	0.0006071	20	Kaplan-Meier	sqrt(x)	0.01	Param.
Arsenic (mg/L)	SGWC-16	0.001	0.00055	0.01	No	25	0.0009368	0.0001783	88	None	No	0.01	NP (NDs)
Arsenic (mg/L)	SGWC-17	0.001	0.00075	0.01	No	25	0.000927	0.0001661	76	None	No	0.01	NP (NDs)
Arsenic (mg/L)	SGWC-18	0.002974	0.001784	0.01	No	25	0.002379	0.001194	0	None	No	0.01	Param.
Arsenic (mg/L)	SGWC-19	0.001	0.00068	0.01	No	25	0.0009704	0.0001035	92	None	No	0.01	NP (NDs)
Arsenic (mg/L)	SGWC-20	0.0008041	0.0005008	0.01	No	25	0.0008488	0.0003477	40	Kaplan-Meier	sqrt(x)	0.01	Param.
Arsenic (mg/L)	SGWC-21	0.001	0.00076	0.01	No	25	0.0009904	0.000048	96	Kaplan-Meier	No	0.01	NP (NDs)
Arsenic (mg/L)	SGWC-22	0.001	0.00089	0.01	No	25	0.0008772	0.0002452	76	Kaplan-Meier	No	0.01	NP (NDs)
Arsenic (mg/L)	SGWC-23	0.001	0.00079	0.01	No	25	0.000976	0.00008703	92	Kaplan-Meier	No	0.01	NP (NDs)
Arsenic (mg/L)	SGWC-6	0.001	0.0006	0.01	No	25	0.00094	0.0001677	88	Kaplan-Meier	No	0.01	NP (NDs)
Arsenic (mg/L)	SGWC-7	0.001	0.0009	0.01	No	25	0.0009072	0.0001823	76	None	No	0.01	NP (NDs)
Arsenic (mg/L)	SGWC-8	0.001	0.001	0.01	No	25	0.0009108	0.0001925	76	None	No	0.01	NP (NDs)
Arsenic (mg/L)	SGWC-9	0.001	0.00079	0.01	No	25	0.0008912	0.0002038	64	None	No	0.01	NP (NDs)
Barium (mg/L)	PZ-13S	0.049	0.046	2	No	5	0.0478	0.001643	0	None	No	0.031	NP (normality)
Barium (mg/L)	PZ-14S	0.03755	0.03205	2	No	5	0.0348	0.001643	0	None	No	0.01	Param.
Barium (mg/L)	PZ-17I	0.06654	0.05246	2	No	6	0.0595	0.005128	0	None	No	0.01	Param.
Barium (mg/L)	PZ-39S	0.04682	0.02833	2	No	6	0.03817	0.009152	0	None	x^3	0.01	Param.
Barium (mg/L)	PZ-40I	0.089	0.036	2	No	6	0.04983	0.02035	0	None	No	0.0155	NP (normality)
Barium (mg/L)	PZ-41S	0.059	0.023	2	No	6	0.03067	0.01392	0	None	No	0.0155	NP (normality)
Barium (mg/L)	PZ-42I	0.1	0.05	2	No	6	0.06	0.01972	0	None	No	0.0155	NP (normality)
Barium (mg/L)	PZ-43S	0.12	0.07	2	No	6	0.08317	0.01872	0	None	No	0.0155	NP (normality)
Barium (mg/L)	PZ-44I	0.014	0.0078	2	No	6	0.009317	0.00237	0	None	No	0.0155	NP (normality)
Barium (mg/L)	PZ-69I	0.198	0.118	2	No	5	0.158	0.02387	0	None	No	0.01	Param.
Barium (mg/L)	SGWC-10	0.03264	0.02838	2	No	25	0.03051	0.004274	0	None	No	0.01	Param.
Barium (mg/L)	SGWC-11	0.04466	0.03901	2	No	25	0.04197	0.005872	0	None	sqrt(x)	0.01	Param.
Barium (mg/L)	SGWC-12	0.05364	0.04248	2	No	25	0.04806	0.0112	0	None	No	0.01	Param.
Barium (mg/L)	SGWC-13	0.03536	0.02908	2	No	25	0.03222	0.006298	0	None	No	0.01	Param.
Barium (mg/L)	SGWC-14	0.05688	0.04887	2	No	25	0.05287	0.008039	0	None	No	0.01	Param.
Barium (mg/L)	SGWC-15	0.03665	0.03059	2	No	25	0.03362	0.006075	0	None	No	0.01	Param.
Barium (mg/L)	SGWC-16	0.03057	0.02198	2	No	25	0.02627	0.008613	0	None	No	0.01	Param.
Barium (mg/L)	SGWC-17	0.02404	0.02002	2	No	25	0.02203	0.004028	0	None	No	0.01	Param.
Barium (mg/L)	SGWC-18	0.02161	0.0143	2	No	25	0.01849	0.007755	0	None	sqrt(x)	0.01	Param.
Barium (mg/L)	SGWC-19	0.03851	0.03071	2	No	25	0.03461	0.007821	0	None	No	0.01	Param.
Barium (mg/L)	SGWC-20	0.03117	0.02373	2	No	25	0.02781	0.007862	0	None	sqrt(x)	0.01	Param.
Barium (mg/L)	SGWC-21	0.11	0.0914	2	No	25	0.1016	0.01304	0	None	No	0.01	NP (normality)
Barium (mg/L)	SGWC-22	0.08838	0.07907	2	No	25	0.08372	0.009341	0	None	No	0.01	Param.
Barium (mg/L)	SGWC-23	0.08005	0.06616	2	No	25	0.0731	0.01393	0	None	No	0.01	Param.
Barium (mg/L)	SGWC-6	0.1155	0.07719	2	No	25	0.09633	0.03841	0	None	No	0.01	Param.
Barium (mg/L)	SGWC-7	0.286	0.2451	2	No	25	0.2655	0.04103	0	None	No	0.01	Param.
Barium (mg/L)	SGWC-8	0.1872	0.1613	2	No	25	0.1742	0.02601	0	None	No	0.01	Param.
Barium (mg/L)	SGWC-9	0.06386	0.05285	2	No	25	0.05836	0.01104	0	None	No	0.01	Param.
Beryllium (mg/L)	SGWC-10	0.0025	0.00026	0.004	No	25	0.00241	0.000448	96	None	No	0.01	NP (NDs)
Beryllium (mg/L)	SGWC-14	0.0025	0.00053	0.004	No	25	0.002329	0.0005931	92	None	No	0.01	NP (NDs)
Beryllium (mg/L)	SGWC-15	0.00051	0.00038	0.004	No	25	0.0005152	0.0002842	12	None	No	0.01	NP (normality)
Beryllium (mg/L)	SGWC-17	0.0025	0.00028	0.004	No	25	0.002411	0.000444	96	None	No	0.01	NP (NDs)
Beryllium (mg/L)	SGWC-18	0.0025	0.00033	0.004	No	25	0.001459	0.001107	52	None	No	0.01	NP (NDs)
Beryllium (mg/L)	SGWC-19	0.0025	0.0002	0.004	No	25	0.002036	0.0009463	80	None	No	0.01	NP (NDs)
Beryllium (mg/L)	SGWC-20	0.0008023	0.0006491	0.004	No	25	0.0007257	0.0001536	0	None	No	0.01	Param.

Appendix IV Confidence Intervals - All Results

Plant Scherer Data: Scherer AP Printed 5/1/2024, 4:31 PM

Constituent	Well	Upper Lim.	Lower Lim.	Compliance	Sig.	N	Mean	Std. Dev.	%NDs	ND Adj.	Transform	Alpha	Method
Beryllium (mg/L)	SGWC-22	0.0025	0.00033	0.004	No	25	0.002413	0.000434	96	None	No	0.01	NP (NDs)
Beryllium (mg/L)	SGWC-6	0.0025	0.0002	0.004	No	25	0.002408	0.00046	96	None	No	0.01	NP (NDs)
Beryllium (mg/L)	SGWC-7	0.0025	0.00033	0.004	No	25	0.002413	0.000434	96	None	No	0.01	NP (NDs)
Beryllium (mg/L)	SGWC-8	0.0025	0.0003	0.004	No	25	0.00232	0.0006246	92	None	No	0.01	NP (NDs)
Cadmium (mg/L)	SGWC-11	0.0025	0.00022	0.005	No	24	0.002405	0.0004654	95.83	None	No	0.01	NP (NDs)
Cadmium (mg/L)	SGWC-14	0.0025	0.00057	0.005	No	24	0.002221	0.0007565	87.5	None	No	0.01	NP (NDs)
Cadmium (mg/L)	SGWC-15	0.0025	0.00027	0.005	No	24	0.001049	0.00105	33.33	None	No	0.01	NP (normality)
Cadmium (mg/L)	SGWC-18	0.0025	0.00032	0.005	No	24	0.00175	0.001084	66.67	None	No	0.01	NP (NDs)
Cadmium (mg/L)	SGWC-19	0.0025	0.00036	0.005	No	24	0.002311	0.000642	91.67	None	No	0.01	NP (NDs)
Cadmium (mg/L)	SGWC-20	0.0025	0.00015	0.005	No	24	0.002104	0.0009053	83.33	None	No	0.01	NP (NDs)
Cadmium (mg/L)	SGWC-21	0.0025	0.00039	0.005	No	24	0.002412	0.0004307	95.83	None	No	0.01	NP (NDs)
Cadmium (mg/L)	SGWC-6	0.0025	0.00022	0.005	No	24	0.002405	0.0004654	95.83	None	No	0.01	NP (NDs)
Cadmium (mg/L)	SGWC-8	0.0025	0.00031	0.005	No	24	0.002409	0.000447	95.83	None	No	0.01	NP (NDs)
Chromium (mg/L)	PZ-13S	0.004719	0.002161	0.1	No	5	0.00344	0.0007635	0	None	No	0.01	Param.
Chromium (mg/L)	PZ-14S	0.002546	0.001774	0.1	No	5	0.00216	0.0002302	0	None	No	0.01	Param.
Chromium (mg/L)	PZ-17I	0.004771	0.002696	0.1	No	6	0.003733	0.0007554	0	None	No	0.01	Param.
Chromium (mg/L)	PZ-39S	0.0345	0.006063	0.1	No	6	0.02028	0.01035	0	None	No	0.01	Param.
Chromium (mg/L)	PZ-41S	0.006008	0.003773	0.1	No	6	0.005117	0.001314	16.67	Kaplan-Meier	x^5	0.01	Param.
Chromium (mg/L)	PZ-42I	0.003	0.002	0.1	No	6	0.002167	0.0004082	83.33	Kaplan-Meier	No	0.0155	NP (NDs)
Chromium (mg/L)	PZ-43S	0.002	0.0012	0.1	No	6	0.001867	0.0003266	50	None	No	0.0155	NP (normality)
Chromium (mg/L)	PZ-44I	0.0046	0.0013	0.1	No	6	0.002317	0.001153	66.67	None	No	0.0155	NP (NDs)
Chromium (mg/L)	SGWC-10	0.002	0.0012	0.1	No	25	0.001968	0.00016	96	None	No	0.01	NP (NDs)
Chromium (mg/L)	SGWC-12	0.0023	0.002	0.1	No	25	0.002012	0.00006	96	None	No	0.01	NP (NDs)
Chromium (mg/L)	SGWC-13	0.002	0.0017	0.1	No	25	0.001988	0.00006	96	None	No	0.01	NP (NDs)
Chromium (mg/L)	SGWC-14	0.002	0.0019	0.1	No	25	0.00202	0.001029	64	None	No	0.01	NP (NDs)
Chromium (mg/L)	SGWC-15	0.03465	0.03242	0.1	No	25	0.03354	0.002235	0	None	No	0.01	Param.
Chromium (mg/L)	SGWC-16	0.01195	0.0102	0.1	No	25	0.01107	0.001761	0	None	No	0.01	Param.
Chromium (mg/L)	SGWC-17	0.007522	0.005002	0.1	No	25	0.006262	0.002528	0	None	No	0.01	Param.
Chromium (mg/L)	SGWC-18	0.01006	0.007808	0.1	No	25	0.009156	0.002619	0	None	ln(x)	0.01	Param.
Chromium (mg/L)	SGWC-19	0.01571	0.0143	0.1	No	25	0.01501	0.001412	0	None	No	0.01	Param.
Chromium (mg/L)	SGWC-20	0.002	0.0016	0.1	No	25	0.001924	0.0002603	84	None	No	0.01	NP (NDs)
Chromium (mg/L)	SGWC-21	0.002	0.002	0.1	No	25	0.001924	0.0002146	76	None	No	0.01	NP (NDs)
Chromium (mg/L)	SGWC-22	0.0022	0.0015	0.1	No	25	0.001908	0.0004545	60	None	No	0.01	NP (NDs)
Chromium (mg/L)	SGWC-23	0.001807	0.001334	0.1	No	25	0.001876	0.0004437	36	Kaplan-Meier	No	0.01	Param.
Chromium (mg/L)	SGWC-7	0.0026	0.002	0.1	No	25	0.002024	0.00012	92	Kaplan-Meier	No	0.01	NP (NDs)
Chromium (mg/L)	SGWC-8	0.0021	0.0016	0.1	No	24	0.002071	0.00084	54.17	Kaplan-Meier	No	0.01	NP (NDs)
Chromium (mg/L)	SGWC-9	0.0039	0.0017	0.1	No	25	0.002064	0.0003872	92	Kaplan-Meier	No	0.01	NP (NDs)
Cobalt (mg/L)	PZ-13S	0.006386	0.005245	0.02	No	8	0.005813	0.0005515	0	None	sqrt(x)	0.01	Param.
Cobalt (mg/L)	PZ-14S	0.0007714	0.0001889	0.02	No	7	0.0004571	0.0003598	14.29	None	ln(x)	0.01	Param.
Cobalt (mg/L)	PZ-39S	0.0025	0.00023	0.02	No	8	0.001144	0.001126	37.5	None	No	0.004	NP (normality)
Cobalt (mg/L)	PZ-40I	0.005923	0.0006443	0.02	No	6	0.002817	0.002447	0	None	x^(1/3)	0.01	Param.
Cobalt (mg/L)	PZ-41S	0.0092	0.00032	0.02	No	8	0.001839	0.002999	0	None	No	0.004	NP (normality)
Cobalt (mg/L)	PZ-42I	0.003999	0.00001637	0.02	No	6	0.001907	0.002344	16.67	Kaplan-Meier	sqrt(x)	0.01	Param.
Cobalt (mg/L)	PZ-43S	0.0086	0.00025	0.02	No	8	0.00279	0.002505	62.5	Kaplan-Meier	No	0.004	NP (NDs)
Cobalt (mg/L)	PZ-44I	0.002404	0.001563	0.02	No	6	0.001983	0.0003061	0	None	No	0.01	Param.
Cobalt (mg/L)	PZ-69I	0.003626	0.001014	0.02	No	5	0.00232	0.0007791	0	None	No	0.01	Param.
Cobalt (mg/L)	**SGWC-10**	**0.03018**	**0.02232**	**0.02**	**Yes**	**25**	**0.02625**	**0.007891**	**0**	**None**	**No**	**0.01**	**Param.**
Cobalt (mg/L)	**SGWC-11**	**0.02702**	**0.02106**	**0.02**	**Yes**	**25**	**0.02404**	**0.005976**	**0**	**None**	**No**	**0.01**	**Param.**
Cobalt (mg/L)	SGWC-12	0.003548	0.002154	0.02	No	25	0.002851	0.001398	0	None	No	0.01	Param.
Cobalt (mg/L)	SGWC-13	0.0051	0.00246	0.02	No	25	0.00464	0.003673	0	None	ln(x)	0.01	Param.
Cobalt (mg/L)	SGWC-14	0.01058	0.006726	0.02	No	25	0.008654	0.003869	0	None	No	0.01	Param.
Cobalt (mg/L)	**SGWC-15**	**0.2724**	**0.2558**	**0.02**	**Yes**	**25**	**0.2641**	**0.01666**	**0**	**None**	**No**	**0.01**	**Param.**
Cobalt (mg/L)	SGWC-16	0.004885	0.003741	0.02	No	25	0.004313	0.001148	0	None	No	0.01	Param.
Cobalt (mg/L)	SGWC-17	0.0007	0.00043	0.02	No	25	0.0008258	0.0007567	16	None	No	0.01	NP (normality)
Cobalt (mg/L)	**SGWC-18**	**0.1439**	**0.1037**	**0.02**	**Yes**	**25**	**0.1238**	**0.04037**	**0**	**None**	**No**	**0.01**	**Param.**
Cobalt (mg/L)	SGWC-19	0.0025	0.00049	0.02	No	25	0.001585	0.001072	56	None	No	0.01	NP (NDs)
Cobalt (mg/L)	**SGWC-20**	**0.203**	**0.1477**	**0.02**	**Yes**	**25**	**0.1754**	**0.05546**	**0**	**None**	**No**	**0.01**	**Param.**
Cobalt (mg/L)	SGWC-21	0.0025	0.00017	0.02	No	25	0.001748	0.001119	68	None	No	0.01	NP (NDs)
Cobalt (mg/L)	SGWC-22	0.002826	0.001527	0.02	No	25	0.002319	0.001442	0	None	sqrt(x)	0.01	Param.
Cobalt (mg/L)	SGWC-23	0.0025	0.00013	0.02	No	25	0.002405	0.000474	96	None	No	0.01	NP (NDs)
Cobalt (mg/L)	SGWC-6	0.0025	0.0016	0.02	No	25	0.00201	0.001119	44	None	No	0.01	NP (normality)
Cobalt (mg/L)	SGWC-7	0.009143	0.004081	0.02	No	25	0.006612	0.005078	0	None	No	0.01	Param.
Cobalt (mg/L)	SGWC-8	0.0025	0.0012	0.02	No	25	0.001936	0.0009582	68	None	No	0.01	NP (NDs)
Cobalt (mg/L)	SGWC-9	0.014	0.001	0.02	No	25	0.00755	0.005979	0	None	No	0.01	NP (normality)
Combined Radium 226 + 228 (pCi/L)	PZ-14S	0.5626	0.05389	5	No	6	0.2708	0.1799	0	None	sqrt(x)	0.01	Param.
Combined Radium 226 + 228 (pCi/L)	PZ-17I	3.153	0.06925	5	No	6	1.258	2.227	0	None	ln(x)	0.01	Param.
Combined Radium 226 + 228 (pCi/L)	PZ-39S	0.6532	0.05691	5	No	6	0.3551	0.217	0	None	No	0.01	Param.
Combined Radium 226 + 228 (pCi/L)	PZ-40I	1.844	0.1642	5	No	6	1.004	0.6113	0	None	No	0.01	Param.

Appendix IV Confidence Intervals - All Results

Plant Scherer Data: Scherer AP Printed 5/1/2024, 4:31 PM

Constituent	Well	Upper Lim.	Lower Lim.	Compliance	Sig.	N	Mean	Std. Dev.	%NDs	ND Adj.	Transform	Alpha	Method
Combined Radium 226 + 228 (pCi/L)	PZ-42I	0.6072	0.07812	5	No	6	0.3427	0.1926	0	None	No	0.01	Param.
Combined Radium 226 + 228 (pCi/L)	PZ-43S	1.286	0.1139	5	No	6	0.6115	0.5235	0	None	sqrt(x)	0.01	Param.
Combined Radium 226 + 228 (pCi/L)	SGWC-10	0.452	0.102	5	No	25	0.3	0.3363	0	None	No	0.01	NP (normality)
Combined Radium 226 + 228 (pCi/L)	SGWC-11	0.5169	0.1711	5	No	25	0.344	0.3469	0	None	No	0.01	Param.
Combined Radium 226 + 228 (pCi/L)	SGWC-12	0.4475	0.2006	5	No	25	0.3241	0.2477	0	None	No	0.01	Param.
Combined Radium 226 + 228 (pCi/L)	SGWC-13	0.4522	0.2143	5	No	25	0.3332	0.2387	0	None	No	0.01	Param.
Combined Radium 226 + 228 (pCi/L)	SGWC-14	0.3559	0.08778	5	No	25	0.2218	0.269	0	None	No	0.01	Param.
Combined Radium 226 + 228 (pCi/L)	SGWC-15	0.4757	0.2661	5	No	25	0.3709	0.2103	0	None	No	0.01	Param.
Combined Radium 226 + 228 (pCi/L)	SGWC-16	0.3526	0.1244	5	No	25	0.2385	0.2289	0	None	No	0.01	Param.
Combined Radium 226 + 228 (pCi/L)	SGWC-17	0.4017	0.1933	5	No	25	0.2975	0.209	0	None	No	0.01	Param.
Combined Radium 226 + 228 (pCi/L)	SGWC-18	0.435	0.17	5	No	25	0.3534	0.3441	0	None	No	0.01	NP (normality)
Combined Radium 226 + 228 (pCi/L)	SGWC-19	0.396	0.114	5	No	25	0.2903	0.325	0	None	No	0.01	NP (normality)
Combined Radium 226 + 228 (pCi/L)	SGWC-20	0.5398	0.2676	5	No	25	0.4037	0.2731	0	None	No	0.01	Param.
Combined Radium 226 + 228 (pCi/L)	SGWC-21	0.565	0.239	5	No	25	0.5259	0.5019	0	None	No	0.01	NP (normality)
Combined Radium 226 + 228 (pCi/L)	SGWC-22	0.4414	0.1592	5	No	25	0.3508	0.3822	0	None	sqrt(x)	0.01	Param.
Combined Radium 226 + 228 (pCi/L)	SGWC-23	0.5913	0.3483	5	No	25	0.4698	0.2437	0	None	No	0.01	Param.
Combined Radium 226 + 228 (pCi/L)	SGWC-6	0.3656	0.1463	5	No	25	0.256	0.22	0	None	No	0.01	Param.
Combined Radium 226 + 228 (pCi/L)	SGWC-7	0.4924	0.2637	5	No	25	0.378	0.2293	0	None	No	0.01	Param.
Combined Radium 226 + 228 (pCi/L)	SGWC-8	2.441	1.911	5	No	25	2.176	0.5311	0	None	No	0.01	Param.
Combined Radium 226 + 228 (pCi/L)	SGWC-9	0.3701	0.1481	5	No	25	0.2591	0.2227	0	None	No	0.01	Param.
Fluoride, total (mg/L)	PZ-13S	0.2	0.042	4	No	5	0.1422	0.07972	60	None	No	0.031	NP (NDs)
Fluoride, total (mg/L)	PZ-14S	0.2	0.029	4	No	5	0.1344	0.08996	60	None	No	0.031	NP (NDs)
Fluoride, total (mg/L)	PZ-17I	0.2	0.028	4	No	6	0.09583	0.08112	33.33	None	No	0.0155	NP (normality)
Fluoride, total (mg/L)	PZ-39S	0.08404	0.03451	4	No	6	0.1053	0.07522	33.33	Kaplan-Meier	sqrt(x)	0.01	Param.
Fluoride, total (mg/L)	PZ-40I	0.2	0.036	4	No	6	0.1472	0.08192	66.67	Kaplan-Meier	No	0.0155	NP (NDs)
Fluoride, total (mg/L)	PZ-41S	0.2	0.035	4	No	6	0.1492	0.07915	66.67	Kaplan-Meier	No	0.0155	NP (NDs)
Fluoride, total (mg/L)	PZ-42I	0.0867	0.03273	4	No	6	0.08183	0.06115	16.67	Kaplan-Meier	sqrt(x)	0.01	Param.
Fluoride, total (mg/L)	PZ-43S	0.2	0.028	4	No	6	0.1178	0.09012	50	None	No	0.0155	NP (normality)
Fluoride, total (mg/L)	PZ-44I	0.2	0.031	4	No	6	0.1442	0.0865	66.67	None	No	0.0155	NP (NDs)
Fluoride, total (mg/L)	PZ-69I	0.2105	0.04419	4	No	5	0.146	0.06016	20	Kaplan-Meier	No	0.01	Param.
Fluoride, total (mg/L)	SGWC-10	0.2	0.047	4	No	26	0.1682	0.06672	80.77	Kaplan-Meier	No	0.01	NP (NDs)
Fluoride, total (mg/L)	SGWC-11	0.2	0.08	4	No	26	0.1718	0.05939	80.77	Kaplan-Meier	No	0.01	NP (NDs)
Fluoride, total (mg/L)	SGWC-12	0.09244	0.06409	4	No	26	0.1067	0.05482	19.23	Kaplan-Meier	x^(1/3)	0.01	Param.
Fluoride, total (mg/L)	SGWC-13	0.2	0.053	4	No	26	0.1507	0.07231	65.38	Kaplan-Meier	No	0.01	NP (NDs)
Fluoride, total (mg/L)	SGWC-14	0.2	0.041	4	No	26	0.15	0.07688	69.23	Kaplan-Meier	No	0.01	NP (NDs)
Fluoride, total (mg/L)	SGWC-15	0.14	0.11	4	No	26	0.1357	0.05073	3.846	None	No	0.01	NP (normality)
Fluoride, total (mg/L)	SGWC-16	0.2	0.09	4	No	26	0.1579	0.07176	73.08	None	No	0.01	NP (NDs)
Fluoride, total (mg/L)	SGWC-17	0.2	0.052	4	No	26	0.1167	0.07179	38.46	None	No	0.01	NP (normality)
Fluoride, total (mg/L)	SGWC-18	0.2	0.091	4	No	26	0.1474	0.06865	57.69	None	No	0.01	NP (NDs)
Fluoride, total (mg/L)	SGWC-19	0.2	0.18	4	No	26	0.1745	0.05934	80.77	None	No	0.01	NP (NDs)
Fluoride, total (mg/L)	SGWC-20	0.245	0.1741	4	No	26	0.2096	0.07272	3.846	None	No	0.01	Param.
Fluoride, total (mg/L)	SGWC-21	0.15	0.077	4	No	26	0.1223	0.05699	30.77	None	No	0.01	NP (normality)
Fluoride, total (mg/L)	SGWC-22	0.2	0.075	4	No	26	0.154	0.07161	69.23	None	No	0.01	NP (NDs)
Fluoride, total (mg/L)	SGWC-23	0.2	0.052	4	No	26	0.1155	0.07045	38.46	None	No	0.01	NP (normality)
Fluoride, total (mg/L)	SGWC-6	0.1275	0.0942	4	No	26	0.1386	0.0445	15.38	Kaplan-Meier	sqrt(x)	0.01	Param.
Fluoride, total (mg/L)	SGWC-7	0.2256	0.1763	4	No	26	0.201	0.05052	3.846	None	No	0.01	Param.
Fluoride, total (mg/L)	SGWC-8	0.5224	0.3795	4	No	26	0.4632	0.1703	0	None	x^(1/3)	0.01	Param.
Fluoride, total (mg/L)	SGWC-9	0.09727	0.05899	4	No	26	0.1403	0.09874	38.46	Kaplan-Meier	ln(x)	0.01	Param.
Lead (mg/L)	PZ-42I	0.001	0.00019	0.015	No	6	0.000865	0.0003307	83.33	None	No	0.0155	NP (NDs)
Lead (mg/L)	SGWC-10	0.001	0.00014	0.015	No	25	0.000896	0.0002874	88	None	No	0.01	NP (NDs)
Lead (mg/L)	SGWC-12	0.001	0.0002	0.015	No	25	0.000968	0.00016	96	None	No	0.01	NP (NDs)
Lead (mg/L)	SGWC-13	0.001	0.00039	0.015	No	25	0.0009508	0.0001703	92	None	No	0.01	NP (NDs)
Lead (mg/L)	SGWC-14	0.001	0.00066	0.015	No	25	0.000924	0.0002232	88	None	No	0.01	NP (NDs)
Lead (mg/L)	SGWC-15	0.001	0.00023	0.015	No	25	0.0009692	0.000154	96	None	No	0.01	NP (NDs)
Lead (mg/L)	SGWC-16	0.001	0.00013	0.015	No	25	0.0009652	0.000174	96	None	No	0.01	NP (NDs)
Lead (mg/L)	SGWC-17	0.001	0.00017	0.015	No	25	0.0009668	0.000166	96	None	No	0.01	NP (NDs)
Lead (mg/L)	SGWC-18	0.001	0.00071	0.015	No	25	0.00096	0.0001511	92	None	No	0.01	NP (NDs)
Lead (mg/L)	SGWC-19	0.001	0.00033	0.015	No	25	0.0009732	0.000134	96	None	No	0.01	NP (NDs)
Lead (mg/L)	SGWC-20	0.001	0.00027	0.015	No	25	0.0006296	0.0003692	48	None	No	0.01	NP (normality)
Lead (mg/L)	SGWC-21	0.001	0.00041	0.015	No	25	0.0008112	0.0003464	76	None	No	0.01	NP (NDs)
Lead (mg/L)	SGWC-22	0.001	0.00019	0.015	No	25	0.000834	0.0003389	80	None	No	0.01	NP (NDs)
Lead (mg/L)	SGWC-23	0.001	0.00009	0.015	No	25	0.0009636	0.000182	96	None	No	0.01	NP (NDs)
Lead (mg/L)	SGWC-6	0.001	0.0002	0.015	No	25	0.000968	0.00016	96	None	No	0.01	NP (NDs)
Lead (mg/L)	SGWC-7	0.001	0.00085	0.015	No	25	0.0009256	0.0002368	88	None	No	0.01	NP (NDs)
Lead (mg/L)	SGWC-8	0.001	0.00062	0.015	No	25	0.0009564	0.0001582	92	None	No	0.01	NP (NDs)
Lithium (mg/L)	PZ-13S	0.003424	0.001976	0.04	No	5	0.00362	0.001314	40	Kaplan-Meier	No	0.01	Param.
Lithium (mg/L)	PZ-14S	0.005	0.0011	0.04	No	7	0.003543	0.001846	57.14	Kaplan-Meier	No	0.008	NP (NDs)
Lithium (mg/L)	PZ-17I	0.005	0.0016	0.04	No	6	0.003883	0.00173	66.67	Kaplan-Meier	No	0.0155	NP (NDs)

Appendix IV Confidence Intervals - All Results

Plant Scherer Data: Scherer AP Printed 5/1/2024, 4:31 PM

Constituent	Well	Upper Lim.	Lower Lim.	Compliance	Sig.	N	Mean	Std. Dev.	%NDs	ND Adj.	Transform	Alpha	Method
Lithium (mg/L)	PZ-40I	0.01397	0.006498	0.04	No	6	0.01023	0.002719	0	None	No	0.01	Param.
Lithium (mg/L)	PZ-41S	0.005	0.00099	0.04	No	6	0.003982	0.001689	66.67	None	No	0.0155	NP (NDs)
Lithium (mg/L)	PZ-42I	0.006388	0.002612	0.04	No	6	0.0045	0.001374	0	None	No	0.01	Param.
Lithium (mg/L)	PZ-43S	0.004643	0.001837	0.04	No	6	0.003533	0.001248	16.67	Kaplan-Meier	No	0.01	Param.
Lithium (mg/L)	PZ-44I	0.02883	0.005439	0.04	No	9	0.01789	0.01975	11.11	None	ln(x)	0.01	Param.
Lithium (mg/L)	PZ-69I	0.005	0.0025	0.04	No	5	0.0036	0.001286	40	None	No	0.031	NP (normality)
Lithium (mg/L)	SGWC-10	0.005	0.0011	0.04	No	25	0.004844	0.00078	96	None	No	0.01	NP (NDs)
Lithium (mg/L)	SGWC-11	0.005	0.0029	0.04	No	25	0.004068	0.001337	64	None	No	0.01	NP (NDs)
Lithium (mg/L)	SGWC-12	0.005	0.0012	0.04	No	25	0.004692	0.001066	92	None	No	0.01	NP (NDs)
Lithium (mg/L)	SGWC-13	0.005	0.0014	0.04	No	25	0.004704	0.001025	92	None	No	0.01	NP (NDs)
Lithium (mg/L)	SGWC-14	0.005	0.0021	0.04	No	25	0.004588	0.001148	88	None	No	0.01	NP (NDs)
Lithium (mg/L)	SGWC-15	0.005	0.0034	0.04	No	25	0.004136	0.001006	52	None	No	0.01	NP (NDs)
Lithium (mg/L)	SGWC-16	0.005	0.0015	0.04	No	25	0.004708	0.001012	92	None	No	0.01	NP (NDs)
Lithium (mg/L)	SGWC-17	0.005	0.0014	0.04	No	25	0.004856	0.00072	96	None	No	0.01	NP (NDs)
Lithium (mg/L)	SGWC-18	0.004785	0.003897	0.04	No	25	0.00466	0.0008475	24	Kaplan-Meier	No	0.01	Param.
Lithium (mg/L)	SGWC-19	0.0072	0.0022	0.04	No	25	0.004968	0.002481	76	None	No	0.01	NP (NDs)
Lithium (mg/L)	SGWC-20	0.004499	0.00351	0.04	No	24	0.004004	0.0009693	12.5	None	No	0.01	Param.
Lithium (mg/L)	SGWC-21	0.005	0.0038	0.04	No	25	0.004432	0.001245	80	None	No	0.01	NP (NDs)
Lithium (mg/L)	SGWC-22	0.005	0.0033	0.04	No	25	0.004391	0.001311	80	None	No	0.01	NP (NDs)
Lithium (mg/L)	SGWC-23	0.005	0.0032	0.04	No	25	0.004136	0.0009945	44	None	No	0.01	NP (normality)
Lithium (mg/L)	SGWC-6	0.005	0.0046	0.04	No	25	0.004728	0.0008965	88	None	No	0.01	NP (NDs)
Lithium (mg/L)	SGWC-7	0.005261	0.004256	0.04	No	24	0.004758	0.0009851	0	None	No	0.01	Param.
Lithium (mg/L)	SGWC-8	0.005	0.0023	0.04	No	25	0.003996	0.001512	68	None	No	0.01	NP (NDs)
Lithium (mg/L)	SGWC-9	0.005	0.0014	0.04	No	25	0.004856	0.00072	96	None	No	0.01	NP (NDs)
Mercury (mg/L)	PZ-13S	0.0002699	0.00007649	0.002	No	5	0.0001732	0.00005772	0	None	No	0.01	Param.
Mercury (mg/L)	PZ-44I	0.0002	0.000084	0.002	No	6	0.0001807	0.00004736	83.33	None	No	0.0155	NP (NDs)
Mercury (mg/L)	SGWC-10	0.0002	0.00013	0.002	No	25	0.0001972	0.000014	96	None	No	0.01	NP (NDs)
Mercury (mg/L)	SGWC-11	0.0002	0.0001	0.002	No	25	0.000196	0.00002	96	None	No	0.01	NP (NDs)
Mercury (mg/L)	SGWC-12	0.0002	0.000093	0.002	No	25	0.0001957	0.0000214	96	None	No	0.01	NP (NDs)
Mercury (mg/L)	SGWC-13	0.0002	0.00011	0.002	No	25	0.0001964	0.000018	96	None	No	0.01	NP (NDs)
Mercury (mg/L)	SGWC-14	0.0002	0.00012	0.002	No	25	0.0001884	0.00003249	84	None	No	0.01	NP (NDs)
Mercury (mg/L)	SGWC-15	0.0002	0.00012	0.002	No	25	0.0001578	0.0000444	44	None	No	0.01	NP (normality)
Mercury (mg/L)	SGWC-16	0.0002	0.000076	0.002	No	25	0.000195	0.0000248	96	None	No	0.01	NP (NDs)
Mercury (mg/L)	SGWC-17	0.0002	0.00017	0.002	No	25	0.0001844	0.00003405	80	None	No	0.01	NP (NDs)
Mercury (mg/L)	SGWC-18	0.0001715	0.0001135	0.002	No	25	0.0001776	0.00004699	36	Kaplan-Meier	x^2	0.01	Param.
Mercury (mg/L)	SGWC-20	0.0002	0.00013	0.002	No	25	0.0001874	0.00003593	88	Kaplan-Meier	No	0.01	NP (NDs)
Mercury (mg/L)	SGWC-21	0.0002	0.0001	0.002	No	25	0.000196	0.00002	96	Kaplan-Meier	No	0.01	NP (NDs)
Mercury (mg/L)	SGWC-22	0.0002	0.000099	0.002	No	25	0.000196	0.0000202	96	Kaplan-Meier	No	0.01	NP (NDs)
Mercury (mg/L)	SGWC-23	0.0002	0.00011	0.002	No	25	0.0001908	0.00003934	84	Kaplan-Meier	No	0.01	NP (NDs)
Mercury (mg/L)	SGWC-6	0.0002	0.00011	0.002	No	25	0.0001964	0.000018	96	Kaplan-Meier	No	0.01	NP (NDs)
Mercury (mg/L)	SGWC-7	0.0002	0.00011	0.002	No	25	0.0001964	0.000018	96	Kaplan-Meier	No	0.01	NP (NDs)
Mercury (mg/L)	SGWC-8	0.0002	0.000076	0.002	No	25	0.000195	0.0000248	96	Kaplan-Meier	No	0.01	NP (NDs)
Mercury (mg/L)	SGWC-9	0.0002	0.0001	0.002	No	25	0.000196	0.00002	96	None	No	0.01	NP (NDs)
Molybdenum (mg/L)	PZ-39S	0.001306	0.0009298	0.1	No	5	0.001118	0.0001123	0	None	No	0.01	Param.
Molybdenum (mg/L)	PZ-40I	0.015	0.00079	0.1	No	5	0.01216	0.006355	80	None	No	0.031	NP (NDs)
Molybdenum (mg/L)	PZ-42I	0.006944	0.005616	0.1	No	5	0.00628	0.0003962	0	None	No	0.01	Param.
Molybdenum (mg/L)	PZ-69I	0.015	0.00069	0.1	No	5	0.00386	0.00624	20	None	No	0.031	NP (normality)
Molybdenum (mg/L)	SGWC-12	0.015	0.0012	0.1	No	24	0.01385	0.00391	91.67	None	No	0.01	NP (NDs)
Molybdenum (mg/L)	SGWC-14	0.015	0.003	0.1	No	24	0.01391	0.003711	91.67	None	No	0.01	NP (NDs)
Molybdenum (mg/L)	SGWC-23	0.015	0.00062	0.1	No	24	0.0144	0.002935	95.83	None	No	0.01	NP (NDs)
Molybdenum (mg/L)	SGWC-6	0.015	0.00099	0.1	No	24	0.01382	0.003997	91.67	None	No	0.01	NP (NDs)
Molybdenum (mg/L)	SGWC-7	0.00343	0.0012	0.1	No	24	0.004472	0.005563	20.83	None	No	0.01	NP (normality)
Molybdenum (mg/L)	SGWC-8	0.015	0.0008	0.1	No	24	0.01381	0.004019	91.67	None	No	0.01	NP (NDs)
Molybdenum (mg/L)	SGWC-9	0.015	0.001	0.1	No	24	0.009757	0.00692	62.5	None	No	0.01	NP (NDs)
Selenium (mg/L)	PZ-17I	0.005	0.00047	0.05	No	6	0.004245	0.001849	83.33	None	No	0.0155	NP (NDs)
Selenium (mg/L)	PZ-39S	0.005	0.0014	0.05	No	6	0.002817	0.001719	33.33	None	No	0.0155	NP (normality)
Selenium (mg/L)	PZ-40I	0.005	0.00059	0.05	No	6	0.004265	0.0018	83.33	None	No	0.0155	NP (NDs)
Selenium (mg/L)	PZ-41S	0.007761	0.004939	0.05	No	6	0.00635	0.001027	0	None	No	0.01	Param.
Selenium (mg/L)	PZ-42I	0.005	0.00026	0.05	No	6	0.00421	0.001935	83.33	None	No	0.0155	NP (NDs)
Selenium (mg/L)	PZ-44I	0.005	0.00046	0.05	No	6	0.004243	0.001853	83.33	None	No	0.0155	NP (NDs)
Selenium (mg/L)	SGWC-11	0.005	0.00046	0.05	No	25	0.004818	0.000908	96	None	No	0.01	NP (NDs)
Selenium (mg/L)	SGWC-12	0.005	0.00031	0.05	No	25	0.004812	0.000938	96	None	No	0.01	NP (NDs)
Selenium (mg/L)	SGWC-13	0.005	0.00064	0.05	No	25	0.004638	0.001255	92	None	No	0.01	NP (NDs)
Selenium (mg/L)	SGWC-14	0.005	0.00084	0.05	No	25	0.00466	0.001177	92	None	No	0.01	NP (NDs)
Selenium (mg/L)	SGWC-15	0.0084	0.0021	0.05	No	25	0.00442	0.002513	56	None	No	0.01	NP (NDs)
Selenium (mg/L)	SGWC-16	0.005	0.0013	0.05	No	25	0.003615	0.001901	64	None	No	0.01	NP (NDs)
Selenium (mg/L)	SGWC-17	0.005	0.00064	0.05	No	25	0.004446	0.001531	88	None	No	0.01	NP (NDs)
Selenium (mg/L)	SGWC-18	0.008807	0.003309	0.05	No	25	0.007478	0.007755	12	None	x^(1/3)	0.01	Param.

Appendix IV Trend Tests - Significant Results

Plant Scherer Client: Southern Company Data: Scherer AP Printed 4/26/2024, 6:59 PM

Constituent	Well	Slope	Calc.	Critical	Sig.	N	%NDs	Normality	Xform	Alpha	Method
Cobalt (mg/L)	**SGWA-1 (bg)**	**-0.002094**	**-209**	**-85**	**Yes**	**25**	**0**	**n/a**	**n/a**	**0.05**	**NP**
Cobalt (mg/L)	**SGWA-25 (bg)**	**-0.001802**	**-224**	**-85**	**Yes**	**25**	**12**	**n/a**	**n/a**	**0.05**	**NP**
Cobalt (mg/L)	**SGWC-11**	**-0.002462**	**-202**	**-85**	**Yes**	**25**	**0**	**n/a**	**n/a**	**0.05**	**NP**
Cobalt (mg/L)	**SGWC-18**	**-0.00798**	**-113**	**-85**	**Yes**	**25**	**0**	**n/a**	**n/a**	**0.05**	**NP**
Cobalt (mg/L)	**SGWC-20**	**-0.02022**	**-192**	**-85**	**Yes**	**25**	**0**	**n/a**	**n/a**	**0.05**	**NP**

Appendix IV Trend Tests - All Results

Plant Scherer Client: Southern Company Data: Scherer AP Printed 4/26/2024, 6:59 PM

Constituent	Well	Slope	Calc.	Critical	Sig.	N	%NDs	Normality	Xform	Alpha	Method
Cobalt (mg/L)	**SGWA-1 (bg)**	**-0.002094**	**-209**	**-85**	**Yes**	**25**	**0**	**n/a**	**n/a**	**0.05**	**NP**
Cobalt (mg/L)	SGWA-2 (bg)	0	9	85	No	25	92	n/a	n/a	0.05	NP
Cobalt (mg/L)	SGWA-24 (bg)	0	1	85	No	25	68	n/a	n/a	0.05	NP
Cobalt (mg/L)	**SGWA-25 (bg)**	**-0.001802**	**-224**	**-85**	**Yes**	**25**	**12**	**n/a**	**n/a**	**0.05**	**NP**
Cobalt (mg/L)	SGWA-3 (bg)	0	20	85	No	25	96	n/a	n/a	0.05	NP
Cobalt (mg/L)	SGWA-4 (bg)	0	13	85	No	25	92	n/a	n/a	0.05	NP
Cobalt (mg/L)	SGWA-5 (bg)	0	0	85	No	25	100	n/a	n/a	0.05	NP
Cobalt (mg/L)	SGWC-10	0	14	85	No	25	0	n/a	n/a	0.05	NP
Cobalt (mg/L)	**SGWC-11**	**-0.002462**	**-202**	**-85**	**Yes**	**25**	**0**	**n/a**	**n/a**	**0.05**	**NP**
Cobalt (mg/L)	SGWC-15	-0.001443	-49	-85	No	25	0	n/a	n/a	0.05	NP
Cobalt (mg/L)	**SGWC-18**	**-0.00798**	**-113**	**-85**	**Yes**	**25**	**0**	**n/a**	**n/a**	**0.05**	**NP**
Cobalt (mg/L)	**SGWC-20**	**-0.02022**	**-192**	**-85**	**Yes**	**25**	**0**	**n/a**	**n/a**	**0.05**	**NP**

Appendix IV Confidence Interval - May 2024 Resample - All Results (No Significant)

Plant Scherer Client: Southern Company Data: Scherer AP Printed 6/24/2024, 11:01 AM

Constituent	Well	Upper Lim.	Lower Lim.	Compliance	Sig.	N	Mean	Std. Dev.	%NDs	ND Adj.	Transform	Alpha	Method
Combined Radium 226 + 228 (pCi/L)	PZ-17I	2.877	-0.000006179	5	No	7	1.076	2.089	0	None	x^(1/3)	0.01	Param.

Table of Contents

Figure A. Time Series	31
Figure B. Box Plots	198
Figure C. Outlier Summary	220
Figure D. Appendix III Interwell Prediction Limits	222
Figure E. Appendix III Trend Tests	274
Figure F. Upper Tolerance Limits	309
Fiugre G. Groundwater Protection Standards	319
Figure H. Confidence Intervals	321
Figure I. Appendix IV Trend Tests	407
Figure J. Confidence Intervals - Resample	413

FIGURE A.

Sanitas™ v.10.0.19a Software licensed to . UG
Hollow symbols indicate censored values.

Time Series

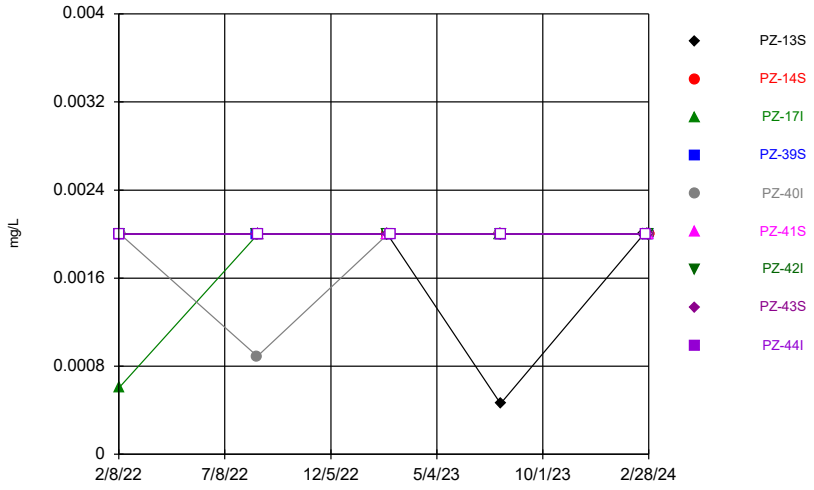

Constituent: Antimony Analysis Run 6/24/2024 10:51 AM
Plant Scherer Client: Southern Company Data: Scherer AP

Sanitas™ v.10.0.19a Software licensed to . UG
Hollow symbols indicate censored values.

Time Series

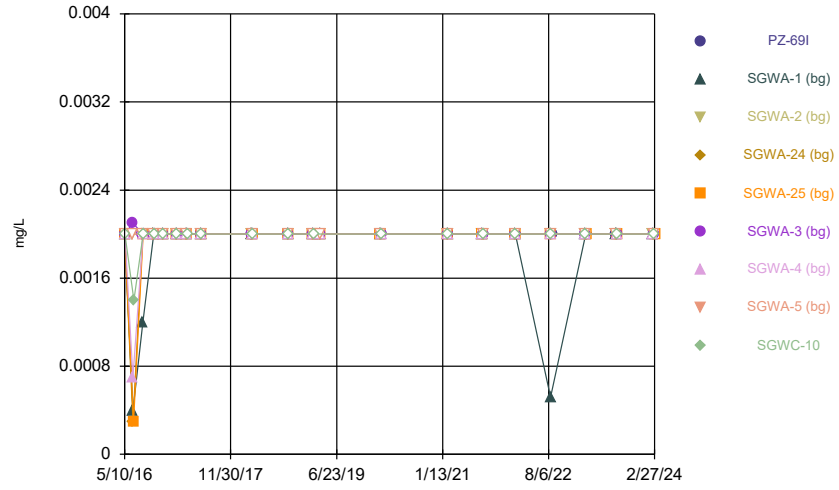

Constituent: Antimony Analysis Run 6/24/2024 10:51 AM
Plant Scherer Client: Southern Company Data: Scherer AP

Sanitas™ v.10.0.19a Software licensed to . UG
Hollow symbols indicate censored values.

Time Series

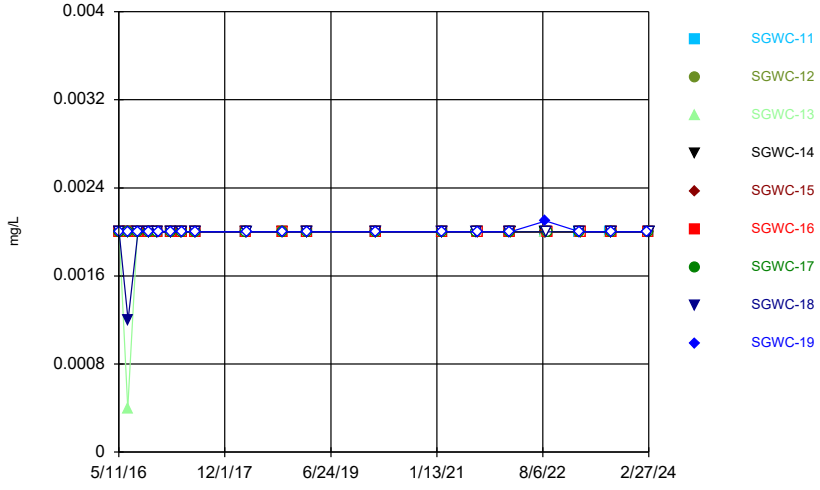

Constituent: Antimony Analysis Run 6/24/2024 10:51 AM
Plant Scherer Client: Southern Company Data: Scherer AP

Sanitas™ v.10.0.19a Software licensed to . UG
Hollow symbols indicate censored values.

Time Series

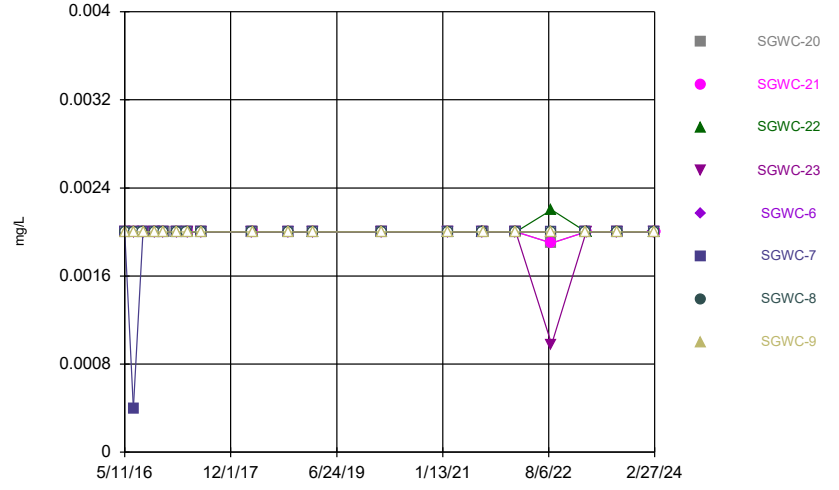

Constituent: Antimony Analysis Run 6/24/2024 10:51 AM
Plant Scherer Client: Southern Company Data: Scherer AP

Sanitas™ v.10.0.19a Software licensed to . UG
Hollow symbols indicate censored values.

Time Series

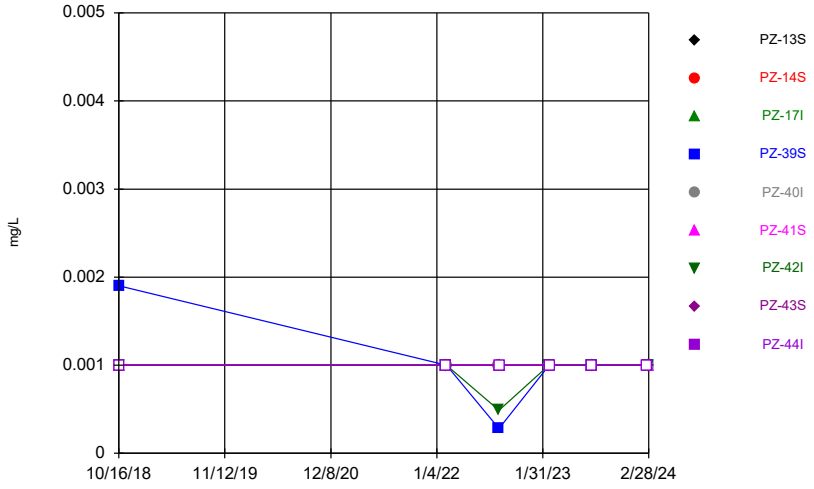

Constituent: Arsenic Analysis Run 6/24/2024 10:51 AM
Plant Scherer Client: Southern Company Data: Scherer AP

Sanitas™ v.10.0.19a Software licensed to . UG
Hollow symbols indicate censored values.

Time Series

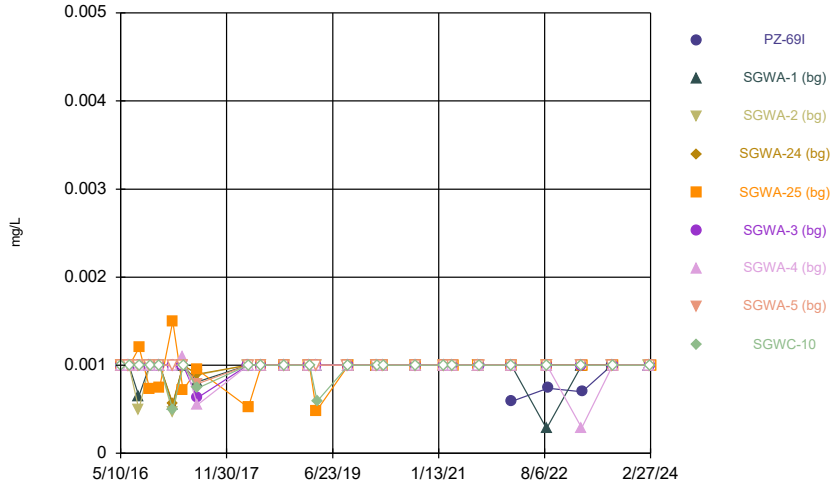

Constituent: Arsenic Analysis Run 6/24/2024 10:51 AM
Plant Scherer Client: Southern Company Data: Scherer AP

Sanitas™ v.10.0.19a Software licensed to . UG
Hollow symbols indicate censored values.

Time Series

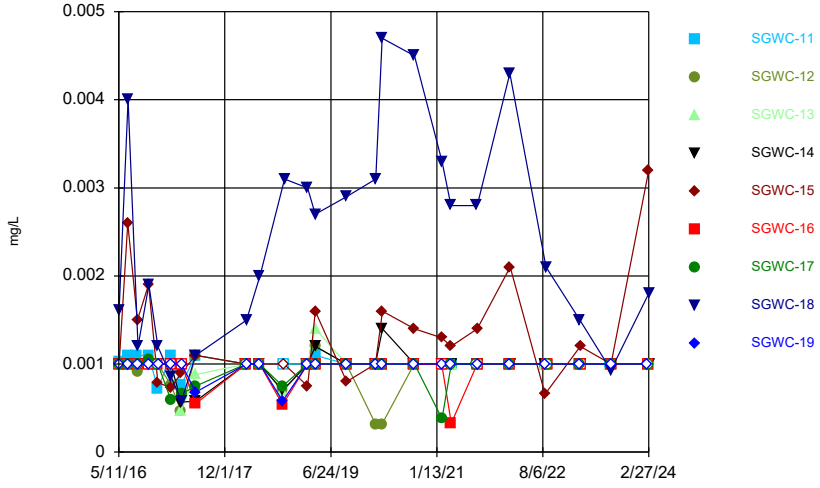

Constituent: Arsenic Analysis Run 6/24/2024 10:51 AM
Plant Scherer Client: Southern Company Data: Scherer AP

Sanitas™ v.10.0.19a Software licensed to . UG
Hollow symbols indicate censored values.

Time Series

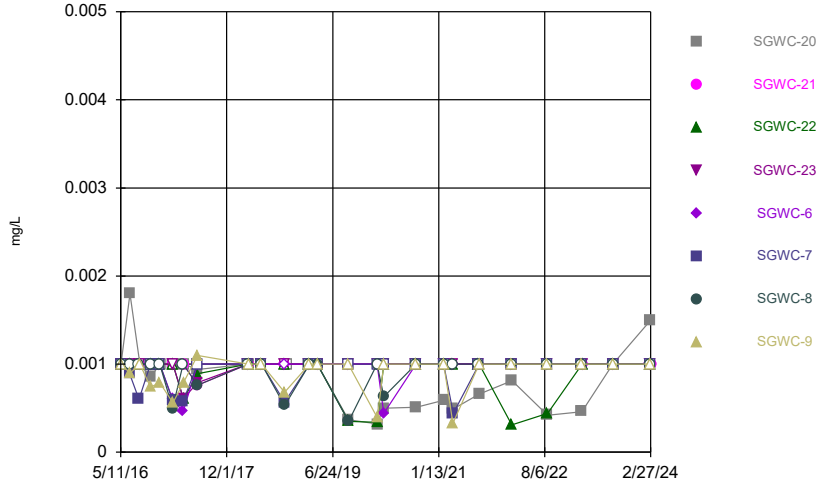

Constituent: Arsenic Analysis Run 6/24/2024 10:51 AM
Plant Scherer Client: Southern Company Data: Scherer AP

Sanitas™ v.10.0.19a Software licensed to . UG

Time Series

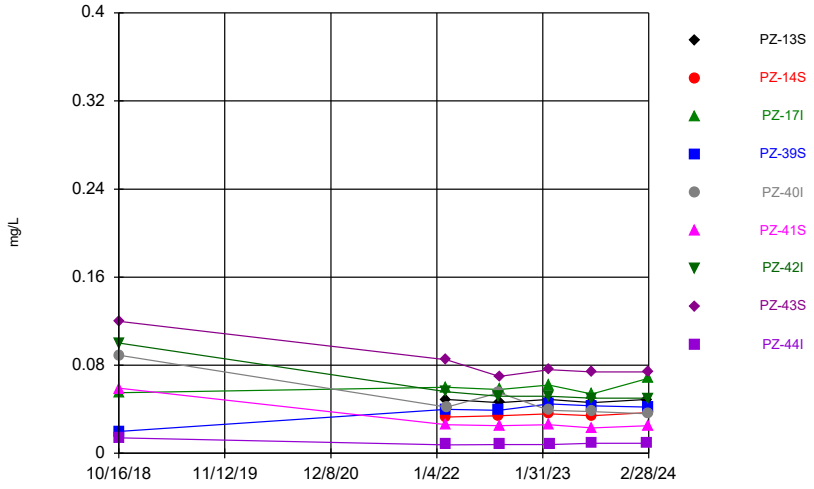

Constituent: Barium Analysis Run 6/24/2024 10:51 AM

Plant Scherer Client: Southern Company Data: Scherer AP

Sanitas™ v.10.0.19a Software licensed to . UG

Time Series

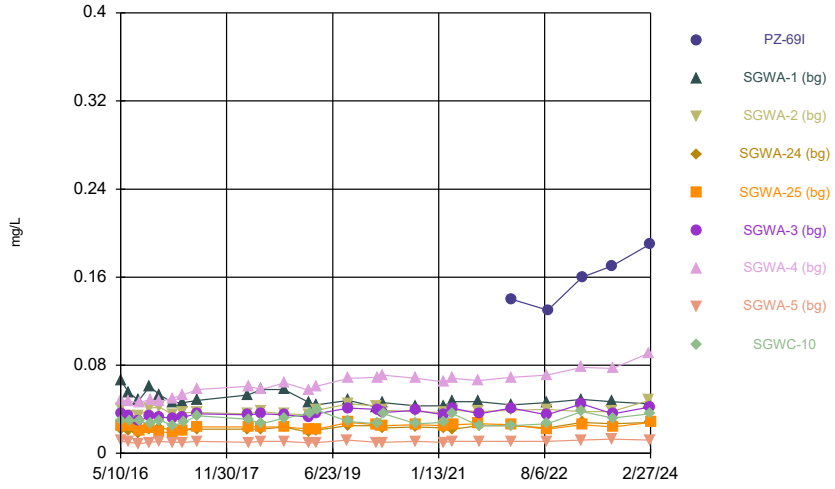

Constituent: Barium Analysis Run 6/24/2024 10:51 AM

Plant Scherer Client: Southern Company Data: Scherer AP

Sanitas™ v.10.0.19a Software licensed to . UG

Time Series

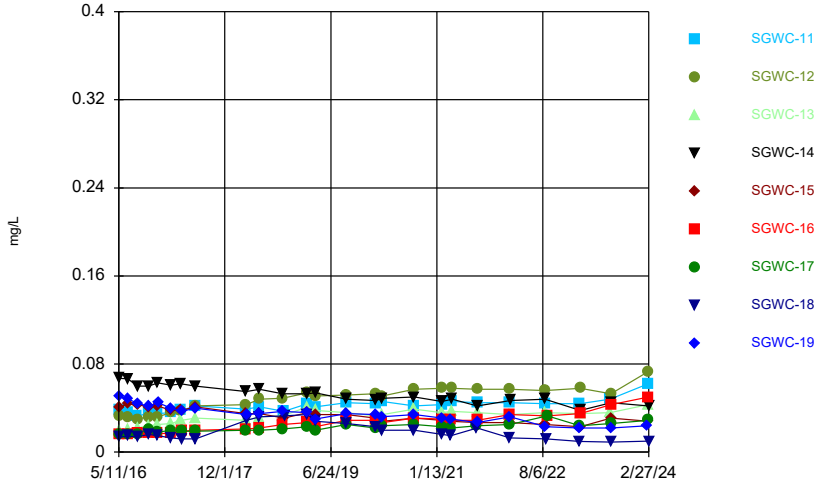

Constituent: Barium Analysis Run 6/24/2024 10:51 AM

Plant Scherer Client: Southern Company Data: Scherer AP

Sanitas™ v.10.0.19a Software licensed to . UG

Time Series

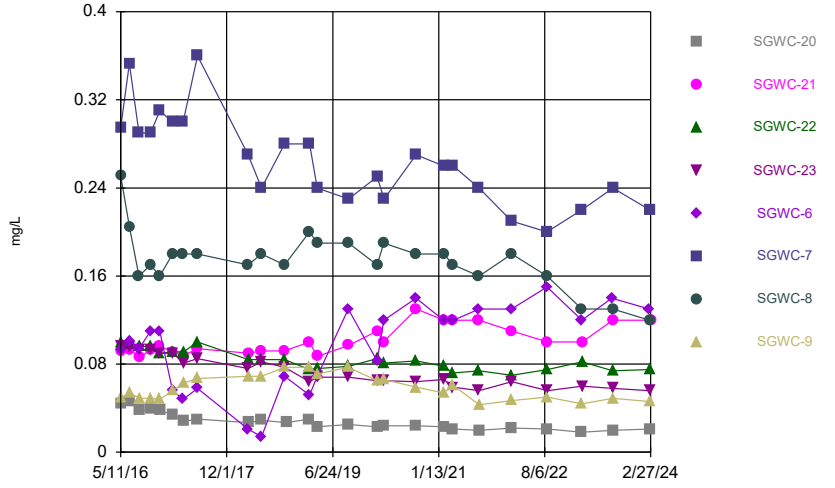

Constituent: Barium Analysis Run 6/24/2024 10:51 AM

Plant Scherer Client: Southern Company Data: Scherer AP

Sanitas™ v.10.0.19a Software licensed to . UG
Hollow symbols indicate censored values.

Time Series

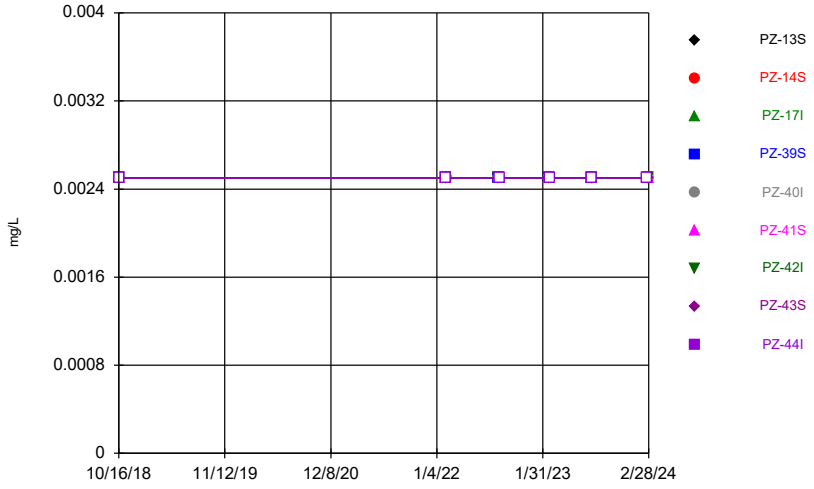

Constituent: Beryllium Analysis Run 6/24/2024 10:51 AM
Plant Scherer Client: Southern Company Data: Scherer AP

Sanitas™ v.10.0.19a Software licensed to . UG
Hollow symbols indicate censored values.

Time Series

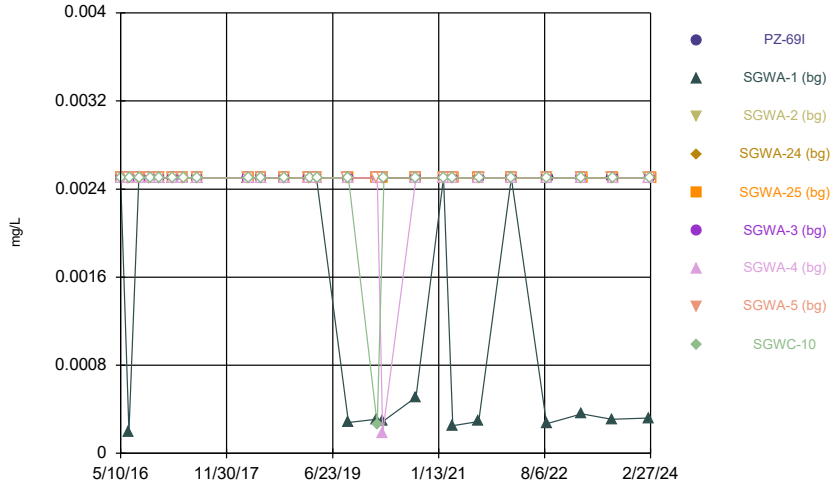

Constituent: Beryllium Analysis Run 6/24/2024 10:51 AM
Plant Scherer Client: Southern Company Data: Scherer AP

Sanitas™ v.10.0.19a Software licensed to . UG
Hollow symbols indicate censored values.

Time Series

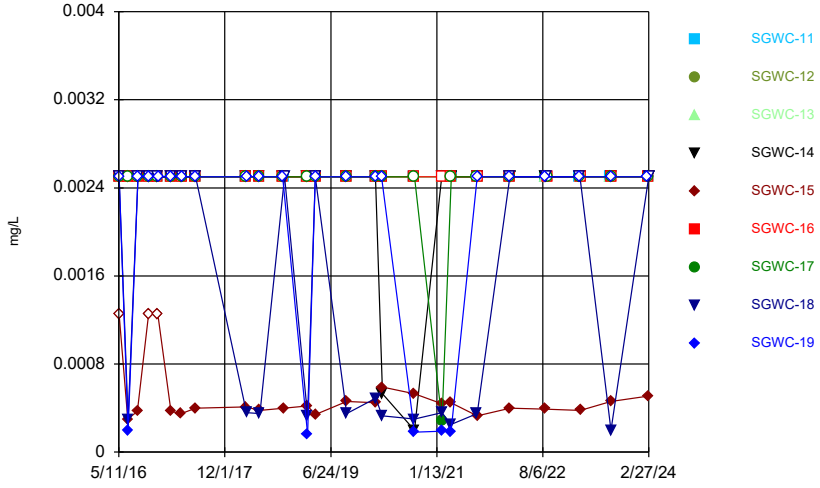

Constituent: Beryllium Analysis Run 6/24/2024 10:51 AM
Plant Scherer Client: Southern Company Data: Scherer AP

Sanitas™ v.10.0.19a Software licensed to . UG
Hollow symbols indicate censored values.

Time Series

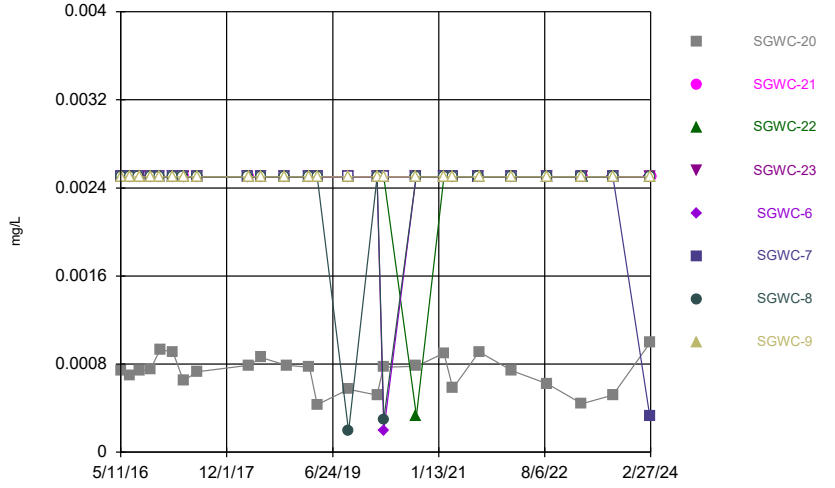

Constituent: Beryllium Analysis Run 6/24/2024 10:51 AM
Plant Scherer Client: Southern Company Data: Scherer AP

Sanitas™ v.10.0.19a Software licensed to . UG
Hollow symbols indicate censored values.

Time Series

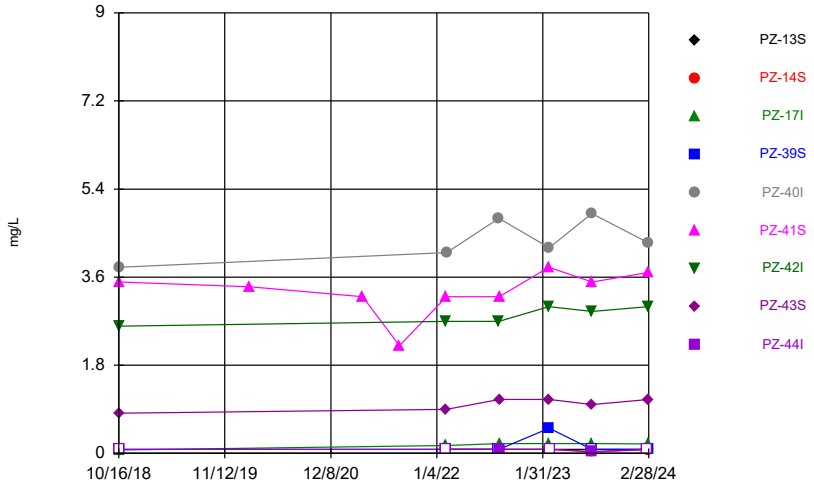

Constituent: Boron, total Analysis Run 6/24/2024 10:51 AM
Plant Scherer Client: Southern Company Data: Scherer AP

Sanitas™ v.10.0.19a Software licensed to . UG
Hollow symbols indicate censored values.

Time Series

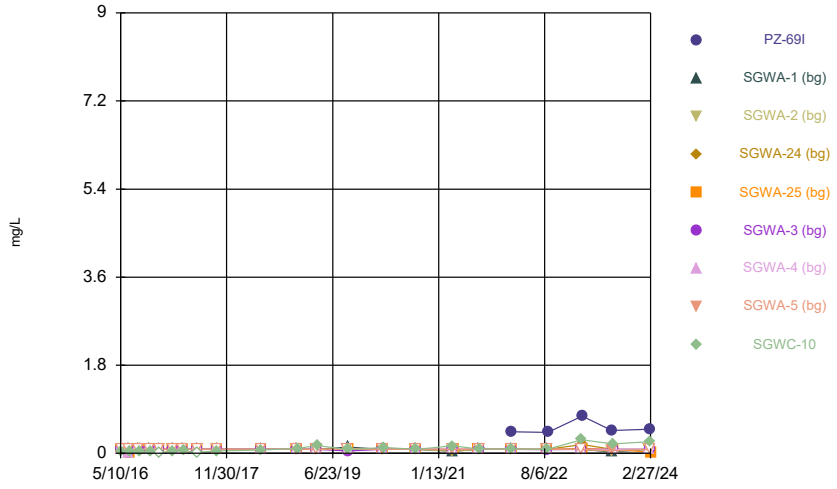

Constituent: Boron, total Analysis Run 6/24/2024 10:51 AM
Plant Scherer Client: Southern Company Data: Scherer AP

Sanitas™ v.10.0.19a Software licensed to . UG
Hollow symbols indicate censored values.

Time Series

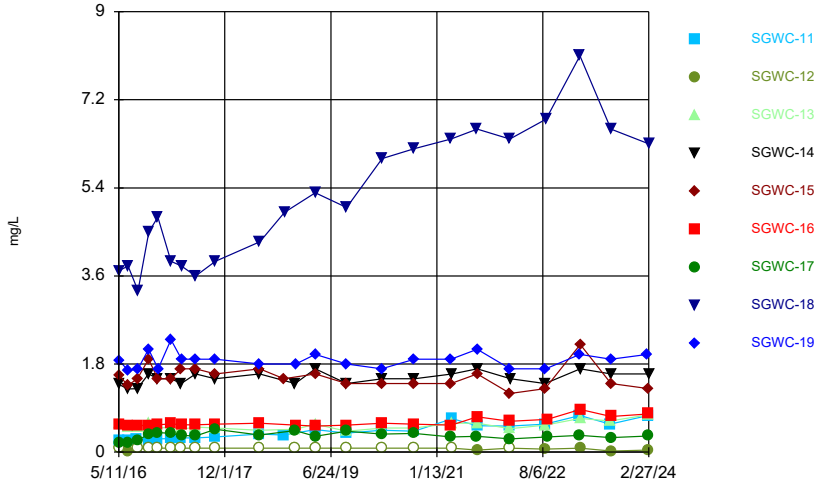

Constituent: Boron, total Analysis Run 6/24/2024 10:51 AM
Plant Scherer Client: Southern Company Data: Scherer AP

Sanitas™ v.10.0.19a Software licensed to . UG
Hollow symbols indicate censored values.

Time Series

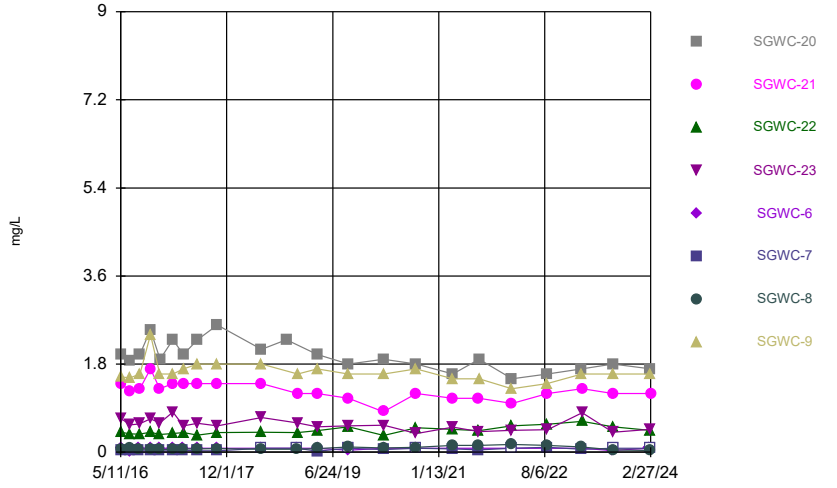

Constituent: Boron, total Analysis Run 6/24/2024 10:51 AM
Plant Scherer Client: Southern Company Data: Scherer AP

Sanitas™ v.10.0.19a Software licensed to . UG
Hollow symbols indicate censored values.

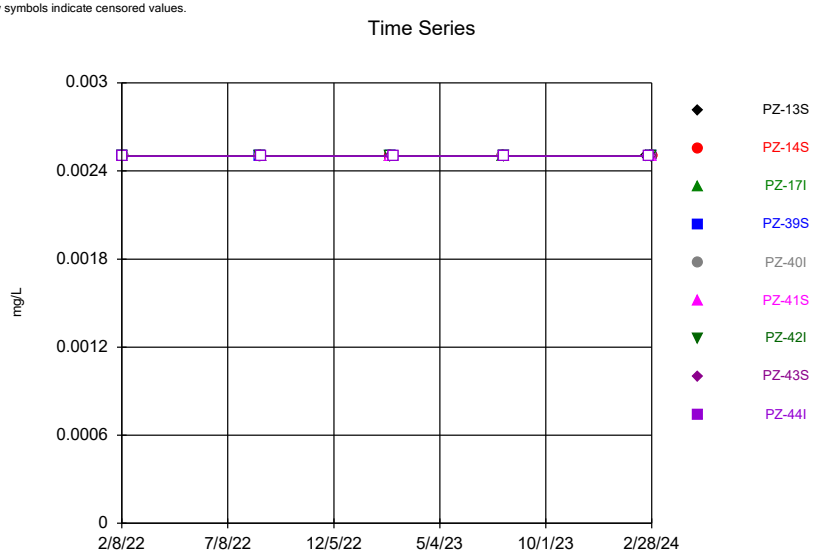

Constituent: Cadmium Analysis Run 6/24/2024 10:51 AM
Plant Scherer Client: Southern Company Data: Scherer AP

Sanitas™ v.10.0.19a Software licensed to . UG
Hollow symbols indicate censored values.

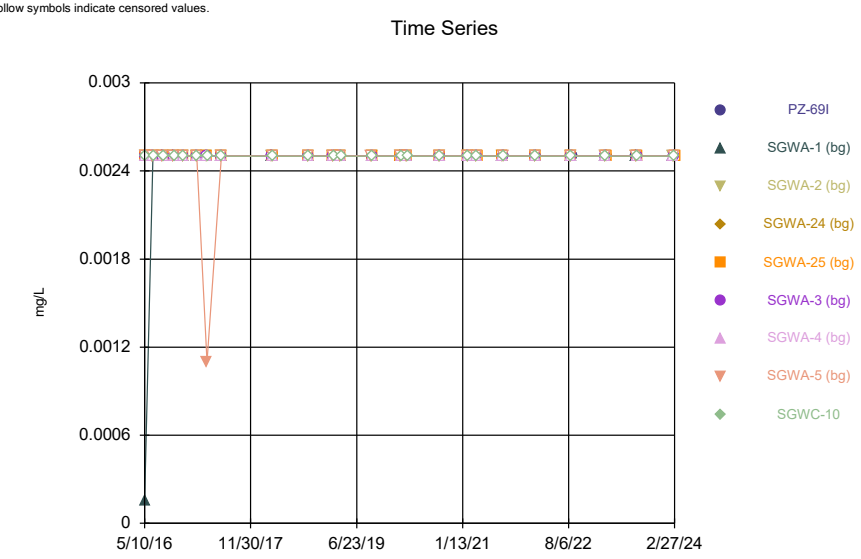

Constituent: Cadmium Analysis Run 6/24/2024 10:51 AM
Plant Scherer Client: Southern Company Data: Scherer AP

Sanitas™ v.10.0.19a Software licensed to . UG
Hollow symbols indicate censored values.

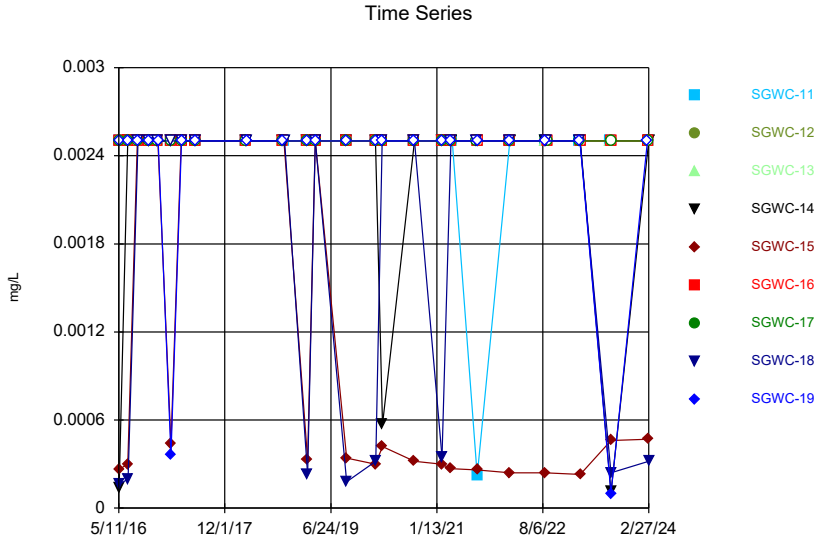

Constituent: Cadmium Analysis Run 6/24/2024 10:52 AM
Plant Scherer Client: Southern Company Data: Scherer AP

Sanitas™ v.10.0.19a Software licensed to . UG
Hollow symbols indicate censored values.

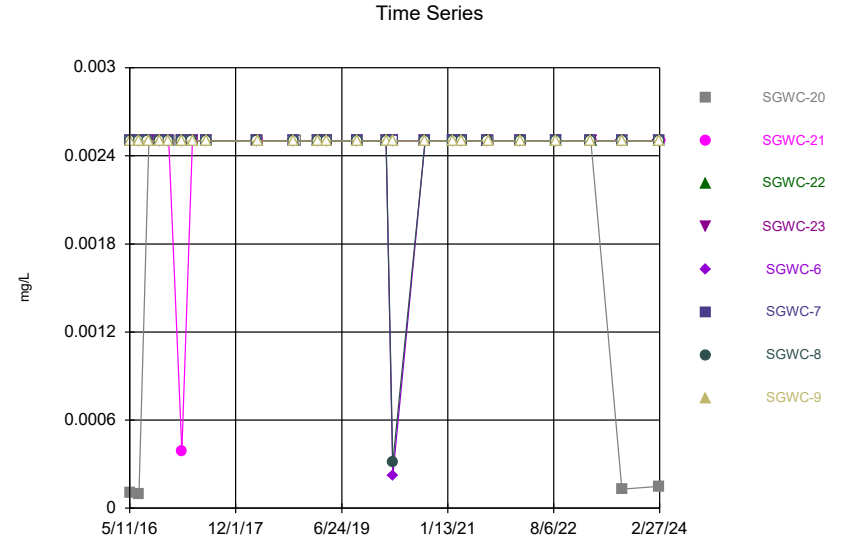

Constituent: Cadmium Analysis Run 6/24/2024 10:52 AM
Plant Scherer Client: Southern Company Data: Scherer AP

Sanitas™ v.10.0.19a Software licensed to . UG

Time Series

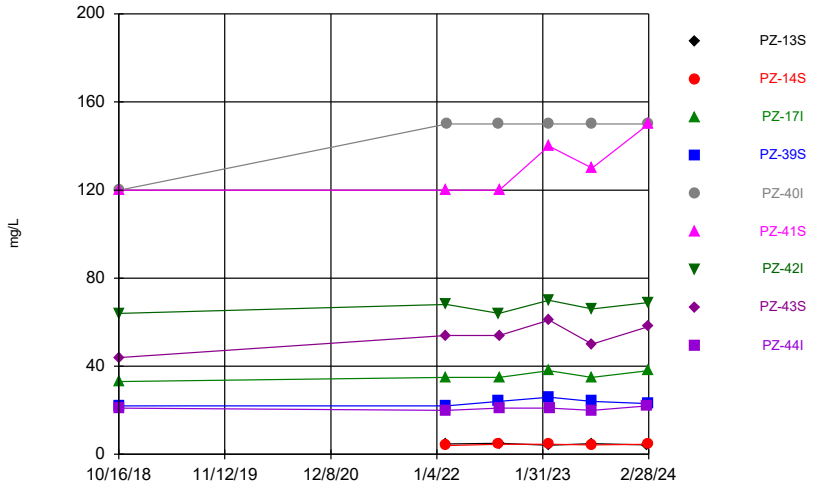

Constituent: Calcium, total Analysis Run 6/24/2024 10:52 AM

Plant Scherer Client: Southern Company Data: Scherer AP

Sanitas™ v.10.0.19a Software licensed to . UG

Time Series

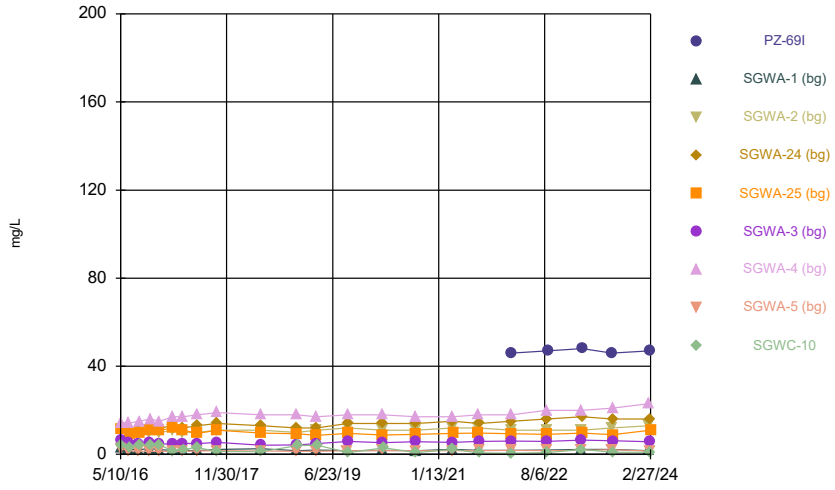

Constituent: Calcium, total Analysis Run 6/24/2024 10:52 AM

Plant Scherer Client: Southern Company Data: Scherer AP

Sanitas™ v.10.0.19a Software licensed to . UG

Time Series

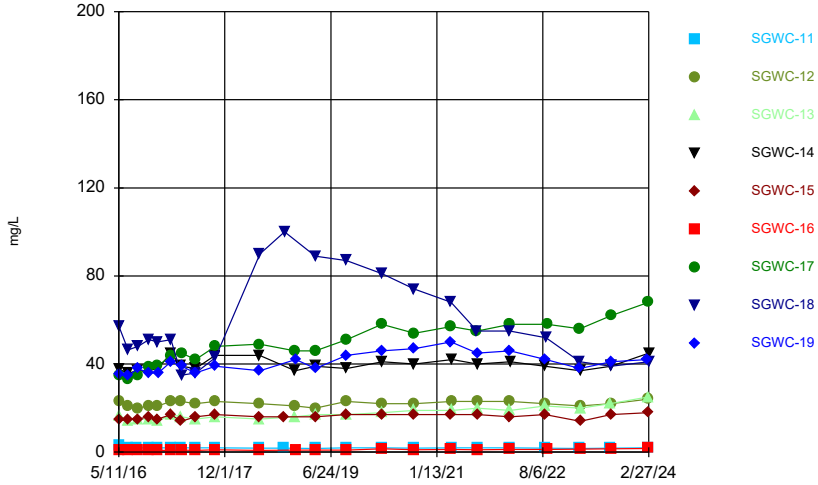

Constituent: Calcium, total Analysis Run 6/24/2024 10:52 AM

Plant Scherer Client: Southern Company Data: Scherer AP

Sanitas™ v.10.0.19a Software licensed to . UG

Time Series

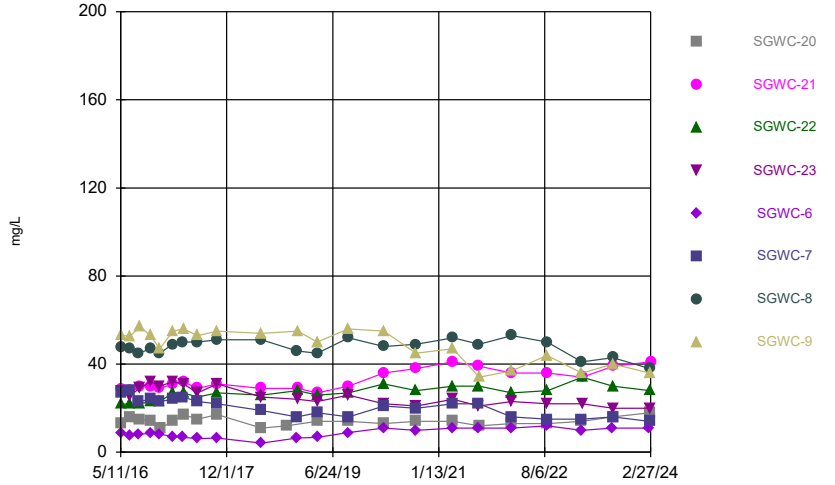

Constituent: Calcium, total Analysis Run 6/24/2024 10:52 AM

Plant Scherer Client: Southern Company Data: Scherer AP

Sanitas™ v.10.0.19a Software licensed to . UG

Time Series

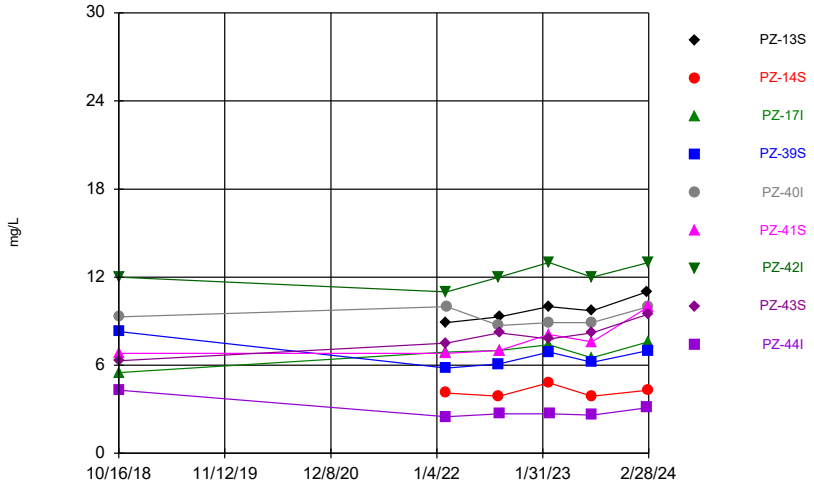

Constituent: Chloride, Total Analysis Run 6/24/2024 10:52 AM

Plant Scherer Client: Southern Company Data: Scherer AP

Sanitas™ v.10.0.19a Software licensed to . UG

Time Series

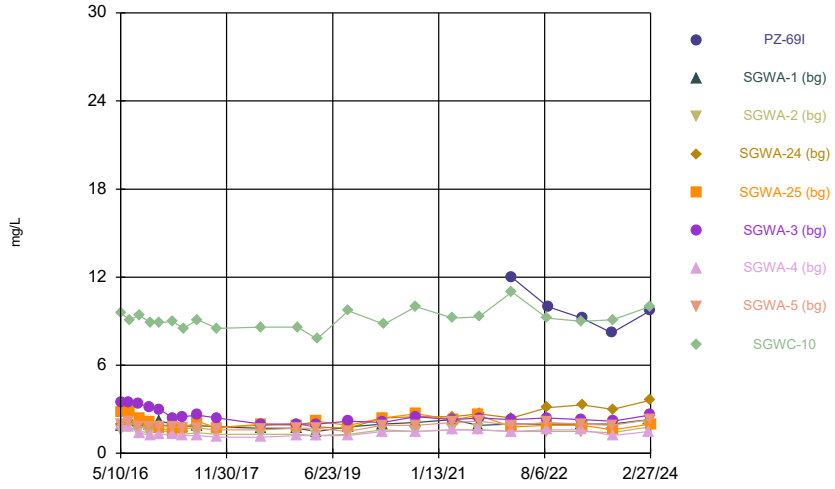

Constituent: Chloride, Total Analysis Run 6/24/2024 10:52 AM

Plant Scherer Client: Southern Company Data: Scherer AP

Sanitas™ v.10.0.19a Software licensed to . UG

Time Series

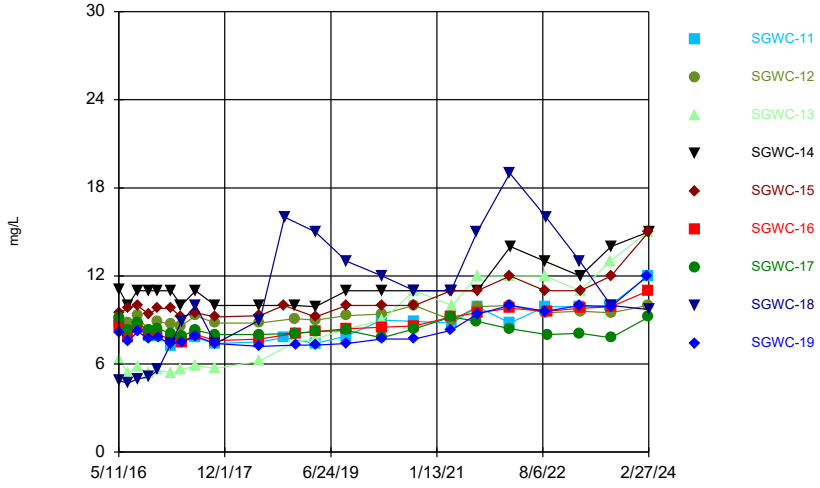

Constituent: Chloride, Total Analysis Run 6/24/2024 10:52 AM

Plant Scherer Client: Southern Company Data: Scherer AP

Sanitas™ v.10.0.19a Software licensed to . UG

Time Series

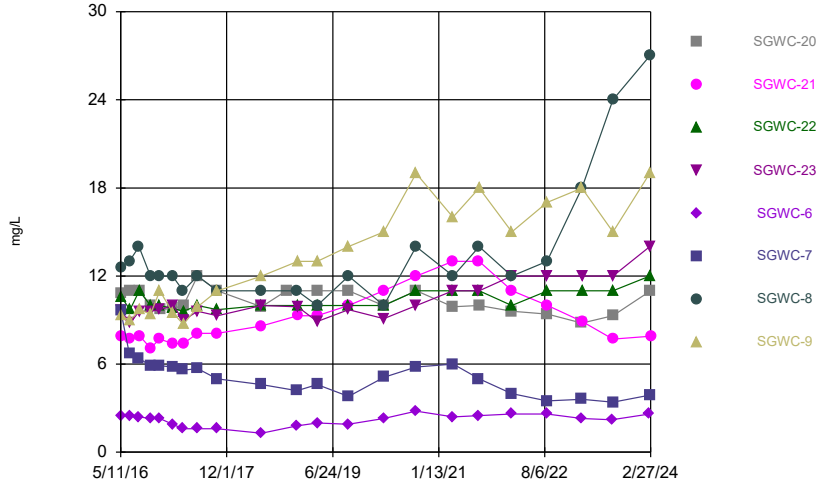

Constituent: Chloride, Total Analysis Run 6/24/2024 10:52 AM

Plant Scherer Client: Southern Company Data: Scherer AP

Sanitas™ v.10.0.19a Software licensed to . UG
Hollow symbols indicate censored values.

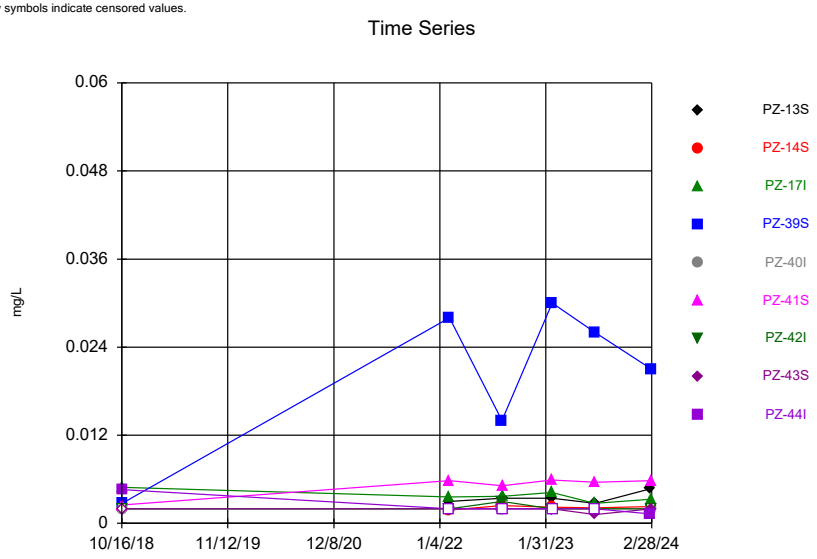

Constituent: Chromium Analysis Run 6/24/2024 10:52 AM
Plant Scherer Client: Southern Company Data: Scherer AP

Sanitas™ v.10.0.19a Software licensed to . UG
Hollow symbols indicate censored values.

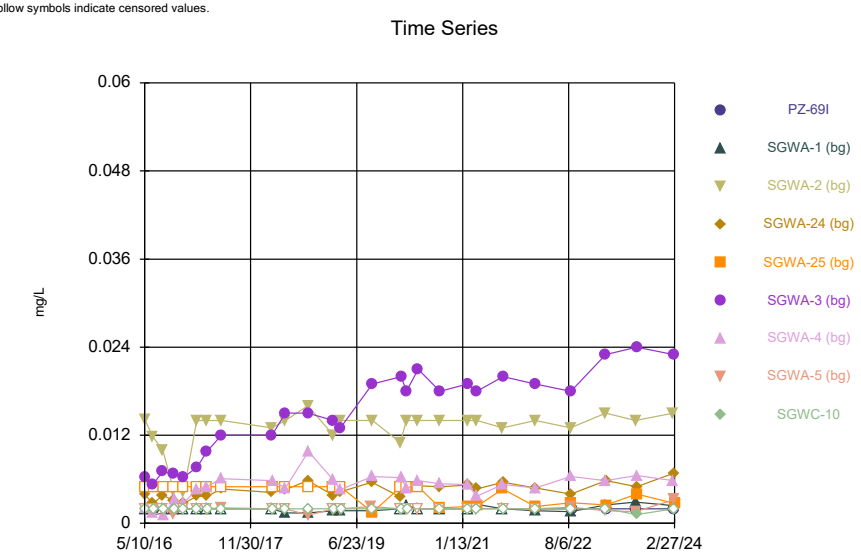

Constituent: Chromium Analysis Run 6/24/2024 10:52 AM
Plant Scherer Client: Southern Company Data: Scherer AP

Sanitas™ v.10.0.19a Software licensed to . UG
Hollow symbols indicate censored values.

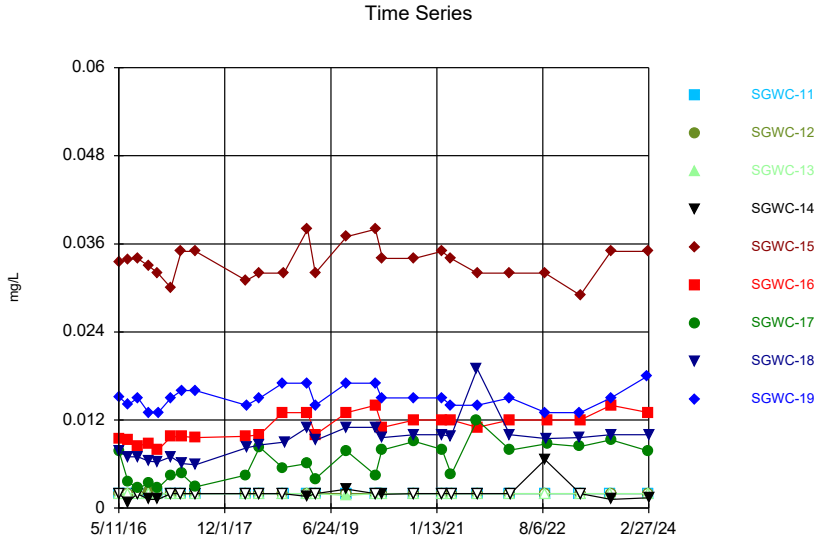

Constituent: Chromium Analysis Run 6/24/2024 10:52 AM
Plant Scherer Client: Southern Company Data: Scherer AP

Sanitas™ v.10.0.19a Software licensed to . UG
Hollow symbols indicate censored values.

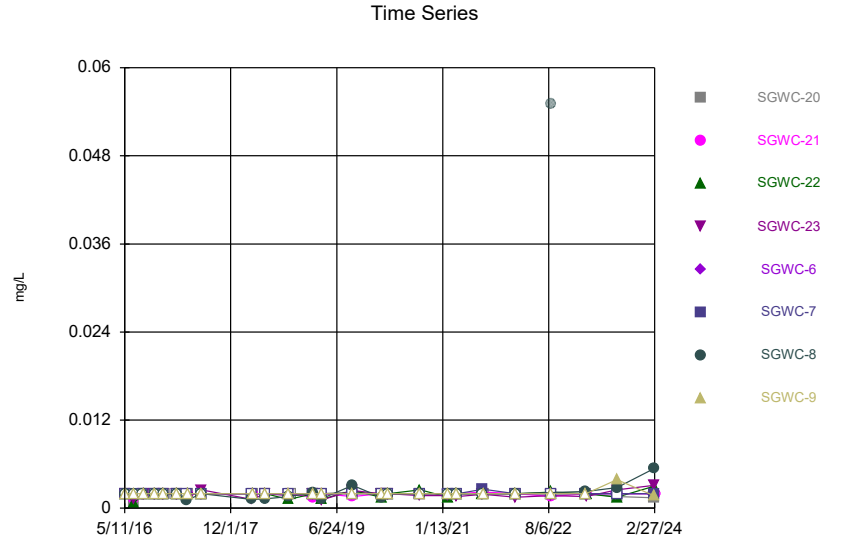

Constituent: Chromium Analysis Run 6/24/2024 10:52 AM
Plant Scherer Client: Southern Company Data: Scherer AP

Sanitas™ v.10.0.19a Software licensed to . UG
Hollow symbols indicate censored values.

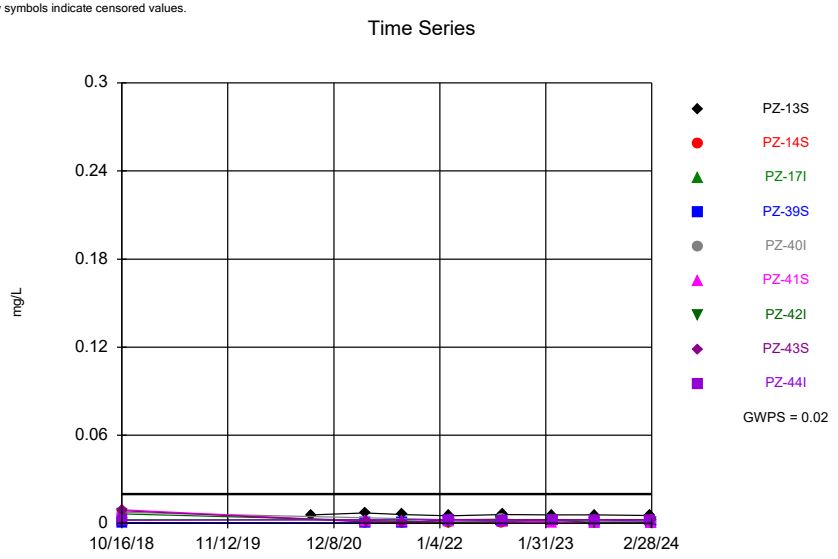

Constituent: Cobalt Analysis Run 6/24/2024 10:52 AM
Plant Scherer Client: Southern Company Data: Scherer AP

Sanitas™ v.10.0.19a Software licensed to . UG
Hollow symbols indicate censored values.

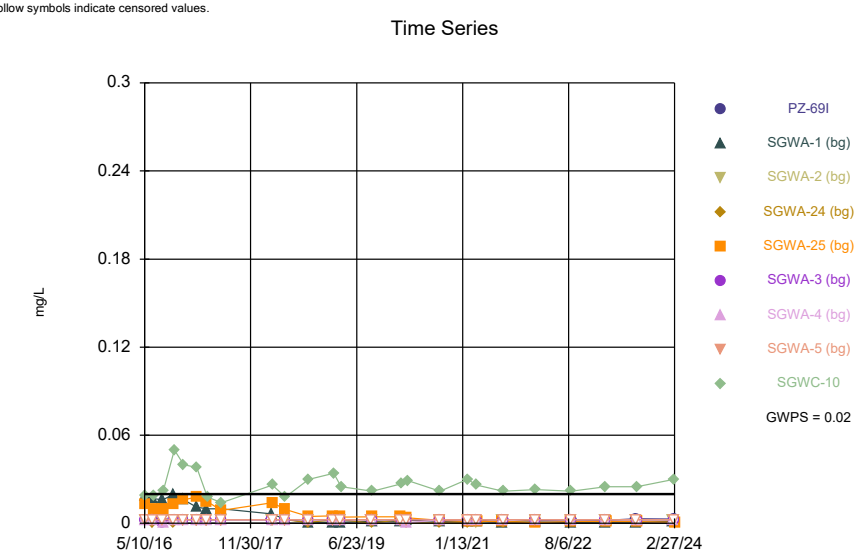

Constituent: Cobalt Analysis Run 6/24/2024 10:52 AM
Plant Scherer Client: Southern Company Data: Scherer AP

Sanitas™ v.10.0.19a Software licensed to . UG
Hollow symbols indicate censored values.

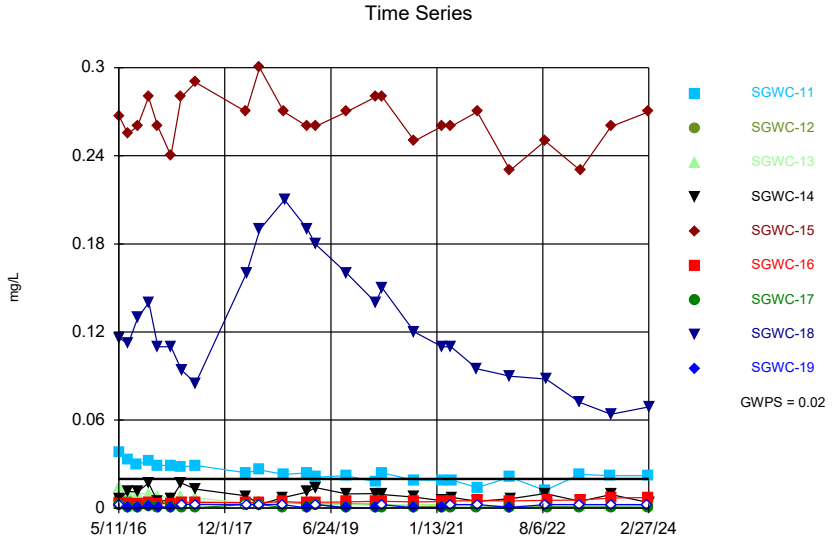

Constituent: Cobalt Analysis Run 6/24/2024 10:52 AM
Plant Scherer Client: Southern Company Data: Scherer AP

Sanitas™ v.10.0.19a Software licensed to . UG
Hollow symbols indicate censored values.

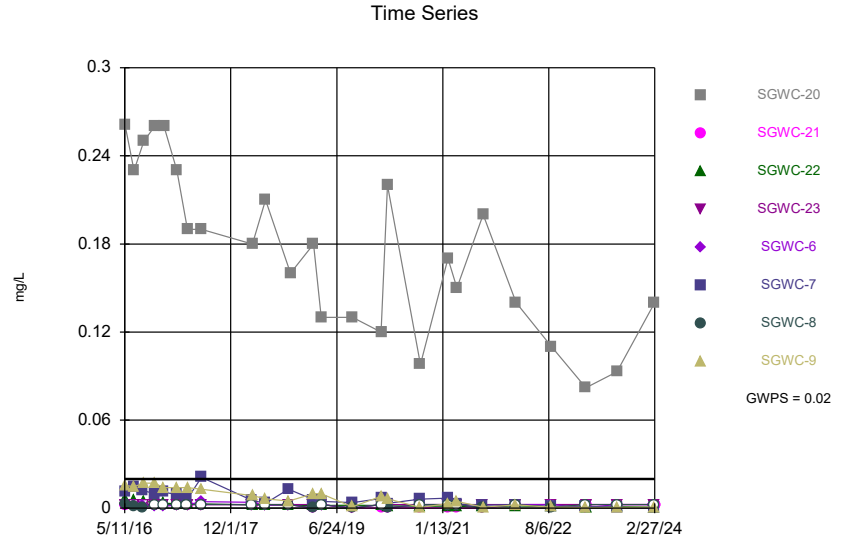

Constituent: Cobalt Analysis Run 6/24/2024 10:52 AM
Plant Scherer Client: Southern Company Data: Scherer AP

Sanitas™ v.10.0.19a Software licensed to . UG

Time Series

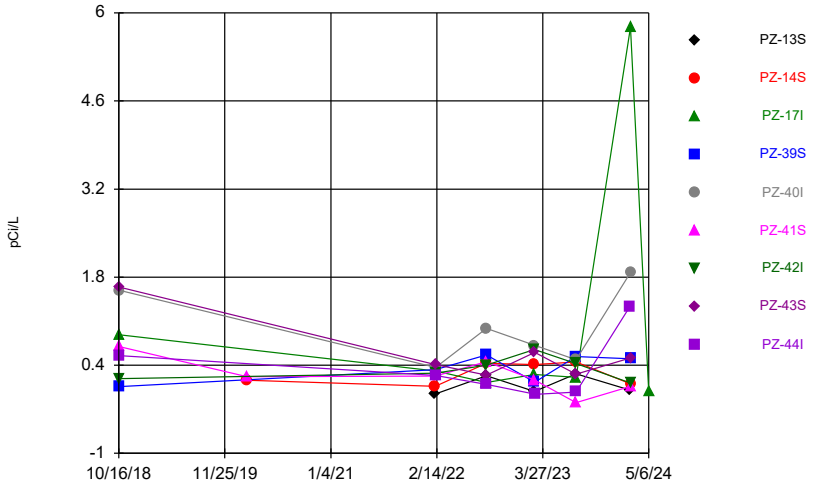

Constituent: Combined Radium 226 + 228 Analysis Run 6/24/2024 10:52 AM

Plant Scherer Client: Southern Company Data: Scherer AP

Sanitas™ v.10.0.19a Software licensed to . UG

Time Series

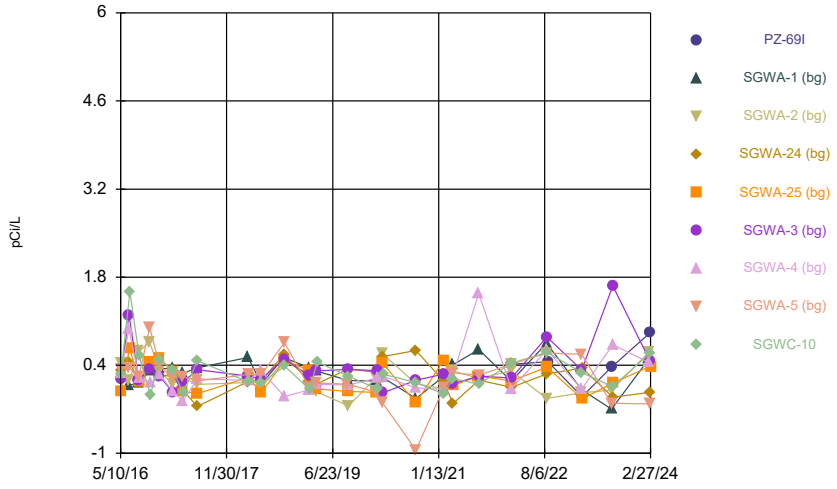

Constituent: Combined Radium 226 + 228 Analysis Run 6/24/2024 10:52 AM

Plant Scherer Client: Southern Company Data: Scherer AP

Sanitas™ v.10.0.19a Software licensed to . UG

Time Series

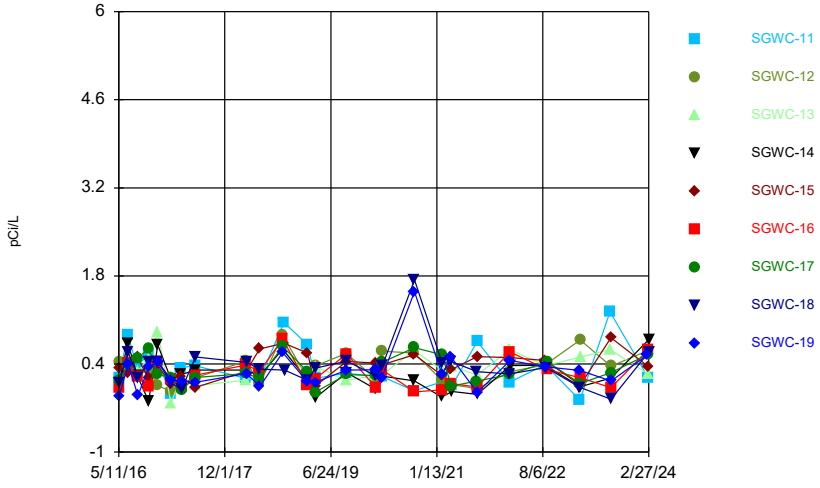

Constituent: Combined Radium 226 + 228 Analysis Run 6/24/2024 10:52 AM

Plant Scherer Client: Southern Company Data: Scherer AP

Sanitas™ v.10.0.19a Software licensed to . UG

Time Series

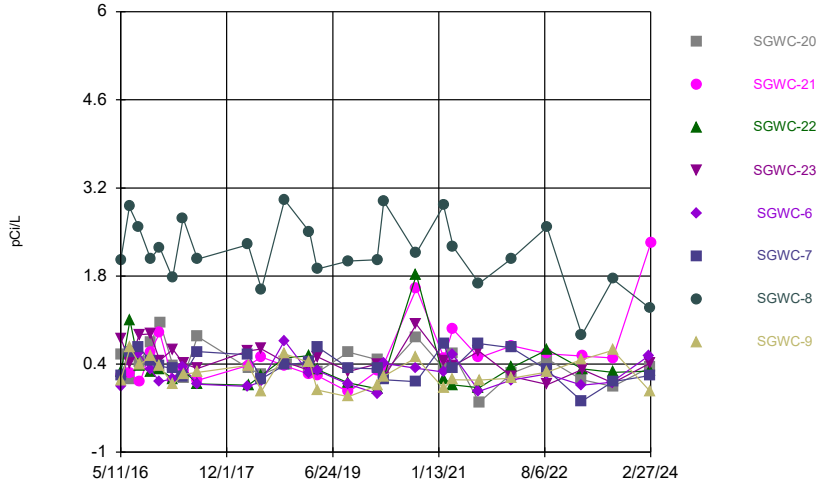

Constituent: Combined Radium 226 + 228 Analysis Run 6/24/2024 10:52 AM

Plant Scherer Client: Southern Company Data: Scherer AP

Sanitas™ v.10.0.19a Software licensed to . UG
Hollow symbols indicate censored values.

Time Series

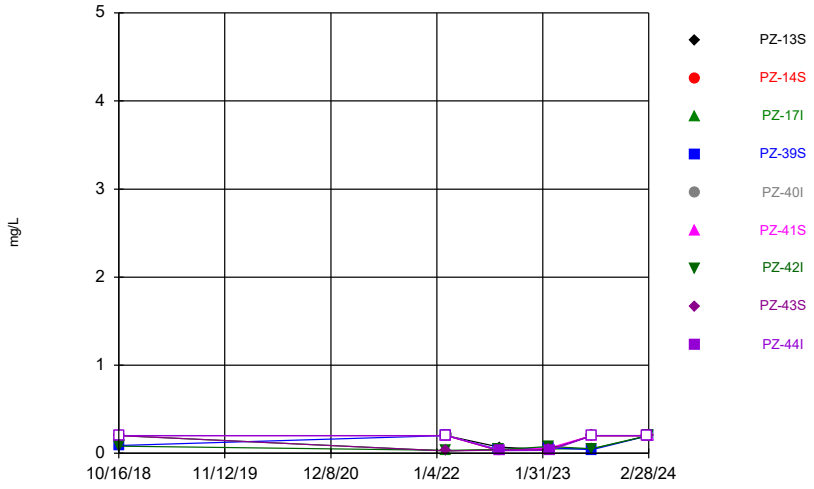

Constituent: Fluoride, total Analysis Run 6/24/2024 10:52 AM
Plant Scherer Client: Southern Company Data: Scherer AP

Sanitas™ v.10.0.19a Software licensed to . UG
Hollow symbols indicate censored values.

Time Series

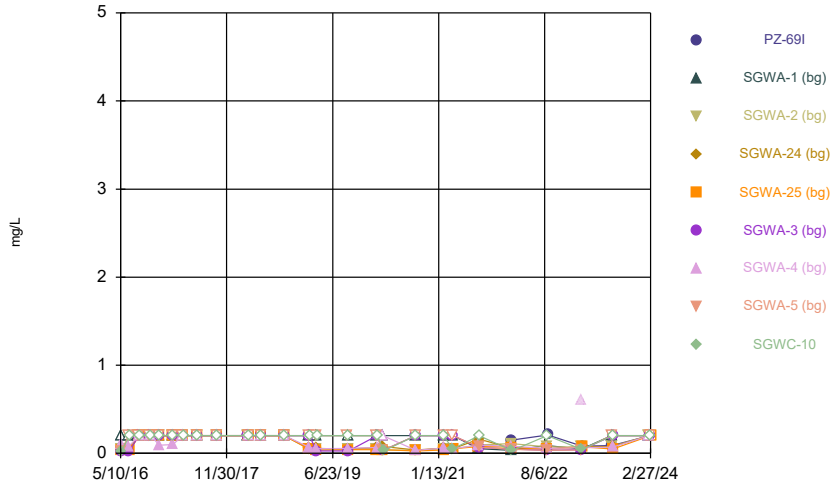

Constituent: Fluoride, total Analysis Run 6/24/2024 10:52 AM
Plant Scherer Client: Southern Company Data: Scherer AP

Sanitas™ v.10.0.19a Software licensed to . UG
Hollow symbols indicate censored values.

Time Series

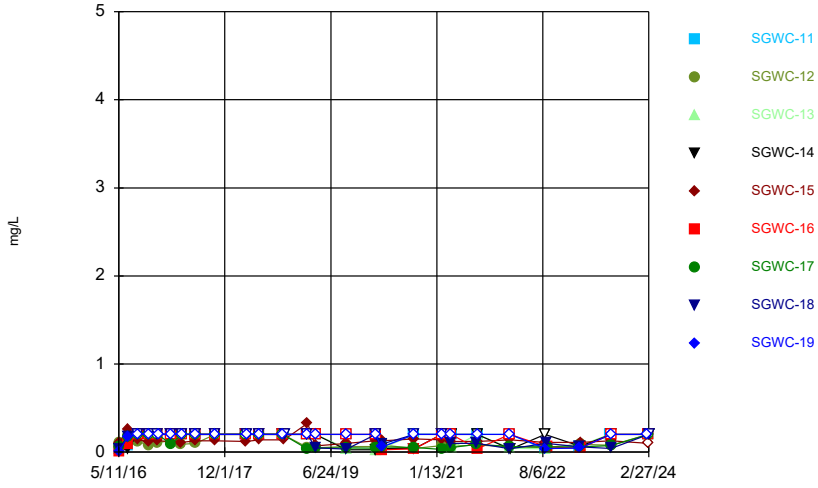

Constituent: Fluoride, total Analysis Run 6/24/2024 10:52 AM
Plant Scherer Client: Southern Company Data: Scherer AP

Sanitas™ v.10.0.19a Software licensed to . UG
Hollow symbols indicate censored values.

Time Series

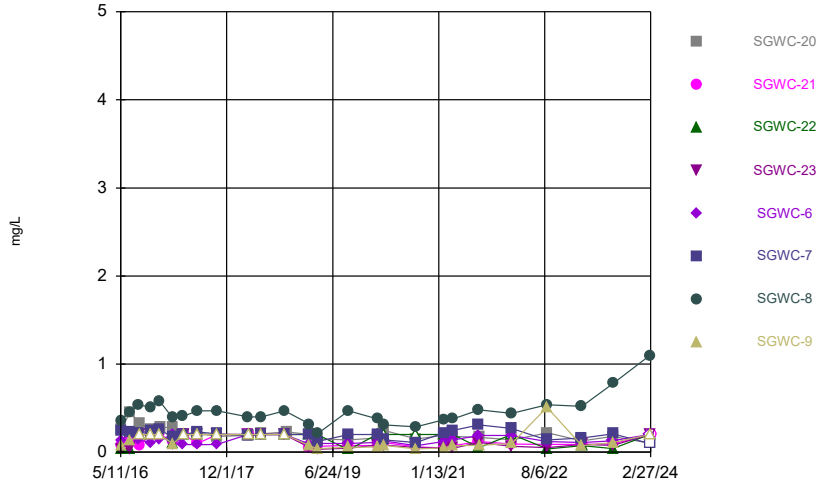

Constituent: Fluoride, total Analysis Run 6/24/2024 10:52 AM
Plant Scherer Client: Southern Company Data: Scherer AP

Sanitas™ v.10.0.19a Software licensed to . UG
Hollow symbols indicate censored values.

Time Series

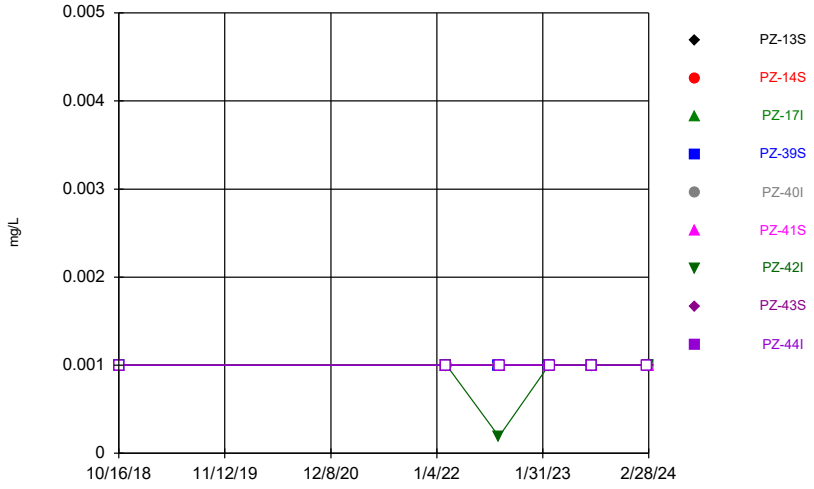

Constituent: Lead Analysis Run 6/24/2024 10:52 AM
Plant Scherer Client: Southern Company Data: Scherer AP

Sanitas™ v.10.0.19a Software licensed to . UG
Hollow symbols indicate censored values.

Time Series

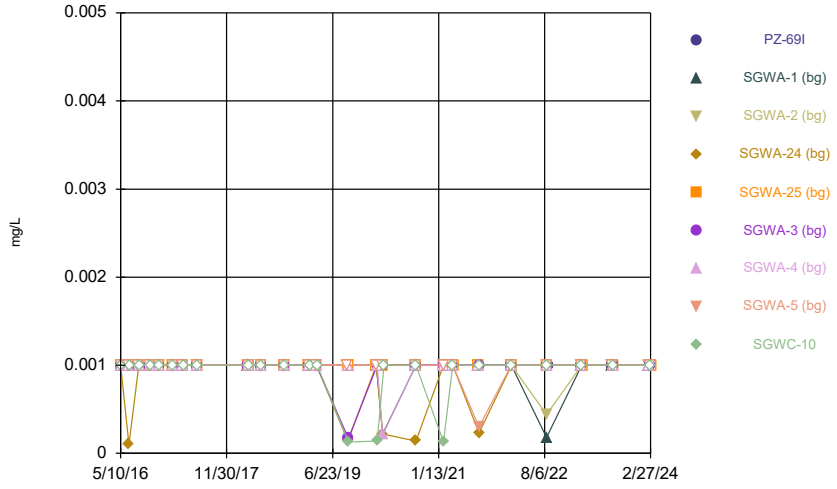

Constituent: Lead Analysis Run 6/24/2024 10:52 AM
Plant Scherer Client: Southern Company Data: Scherer AP

Sanitas™ v.10.0.19a Software licensed to . UG
Hollow symbols indicate censored values.

Time Series

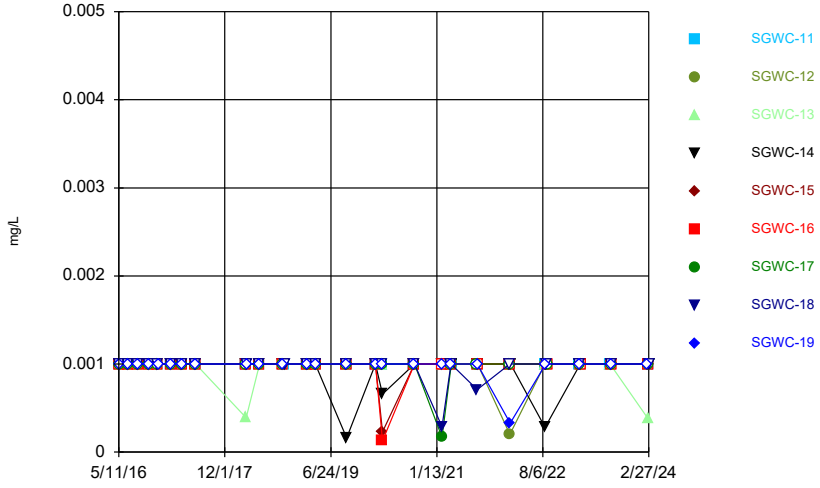

Constituent: Lead Analysis Run 6/24/2024 10:52 AM
Plant Scherer Client: Southern Company Data: Scherer AP

Sanitas™ v.10.0.19a Software licensed to . UG
Hollow symbols indicate censored values.

Time Series

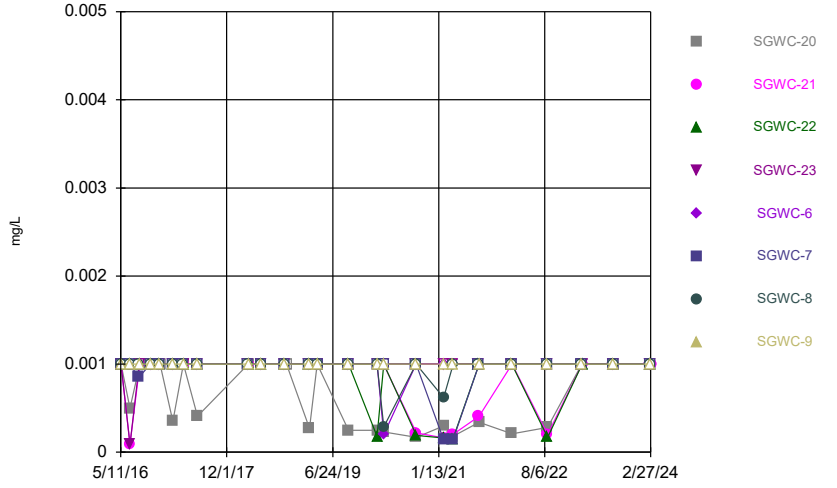

Constituent: Lead Analysis Run 6/24/2024 10:52 AM
Plant Scherer Client: Southern Company Data: Scherer AP

Sanitas™ v.10.0.19a Software licensed to . UG
Hollow symbols indicate censored values.

Time Series

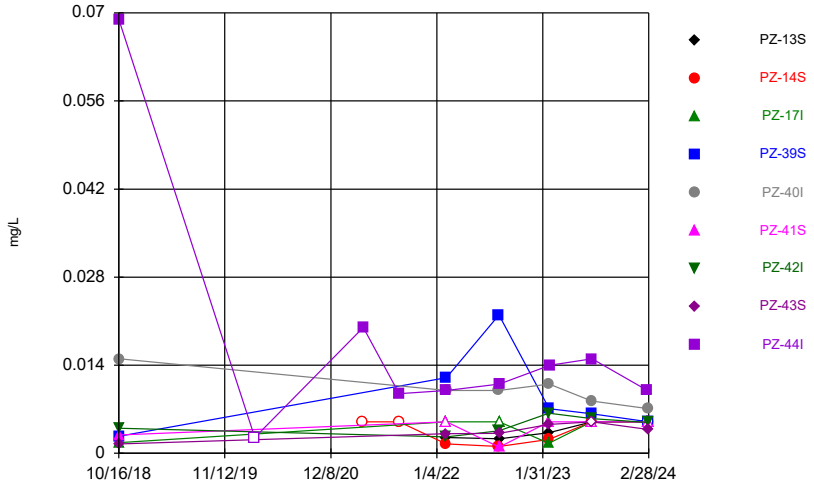

Constituent: Lithium Analysis Run 6/24/2024 10:52 AM
Plant Scherer Client: Southern Company Data: Scherer AP

Sanitas™ v.10.0.19a Software licensed to . UG
Hollow symbols indicate censored values.

Time Series

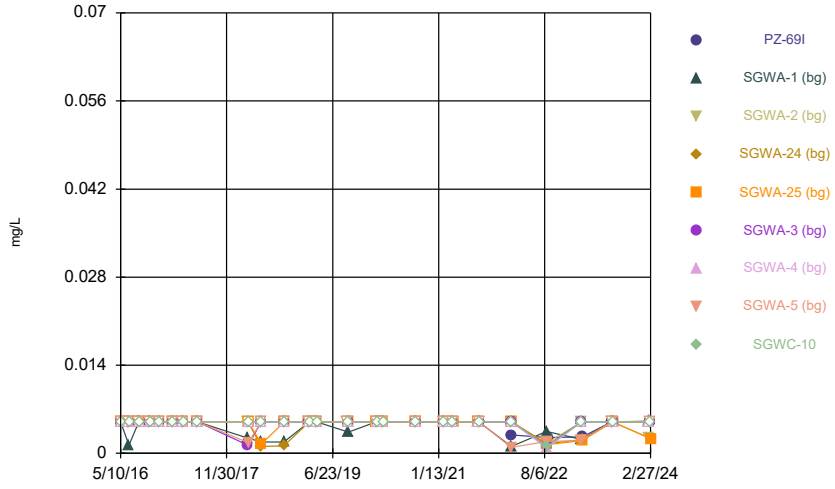

Constituent: Lithium Analysis Run 6/24/2024 10:52 AM
Plant Scherer Client: Southern Company Data: Scherer AP

Sanitas™ v.10.0.19a Software licensed to . UG
Hollow symbols indicate censored values.

Time Series

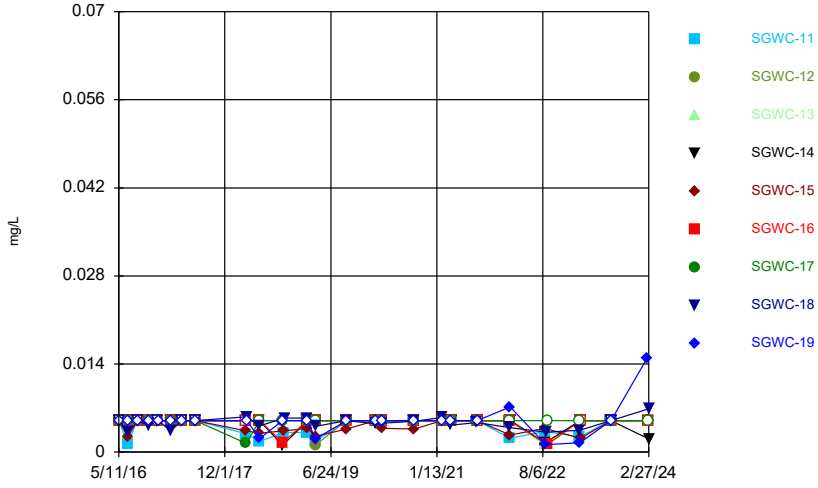

Constituent: Lithium Analysis Run 6/24/2024 10:52 AM
Plant Scherer Client: Southern Company Data: Scherer AP

Sanitas™ v.10.0.19a Software licensed to . UG
Hollow symbols indicate censored values.

Time Series

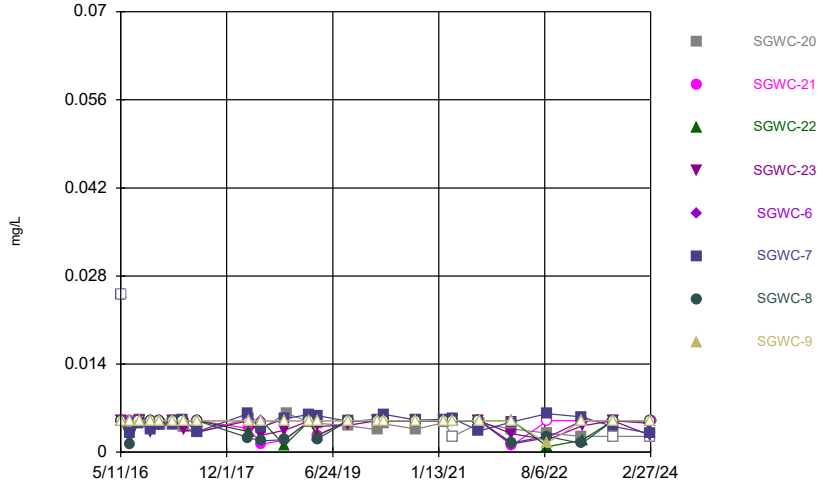

Constituent: Lithium Analysis Run 6/24/2024 10:52 AM
Plant Scherer Client: Southern Company Data: Scherer AP

Sanitas™ v.10.0.19a Software licensed to . UG
Hollow symbols indicate censored values.

Time Series

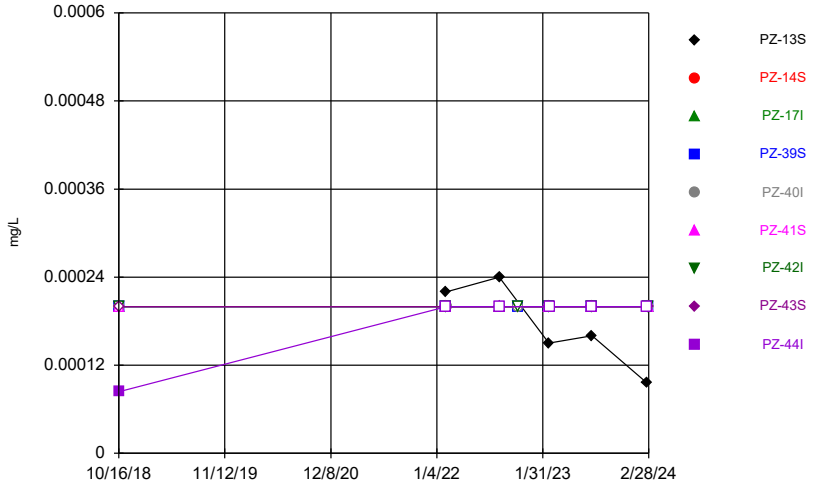

Constituent: Mercury Analysis Run 6/24/2024 10:52 AM
Plant Scherer Client: Southern Company Data: Scherer AP

Sanitas™ v.10.0.19a Software licensed to . UG
Hollow symbols indicate censored values.

Time Series

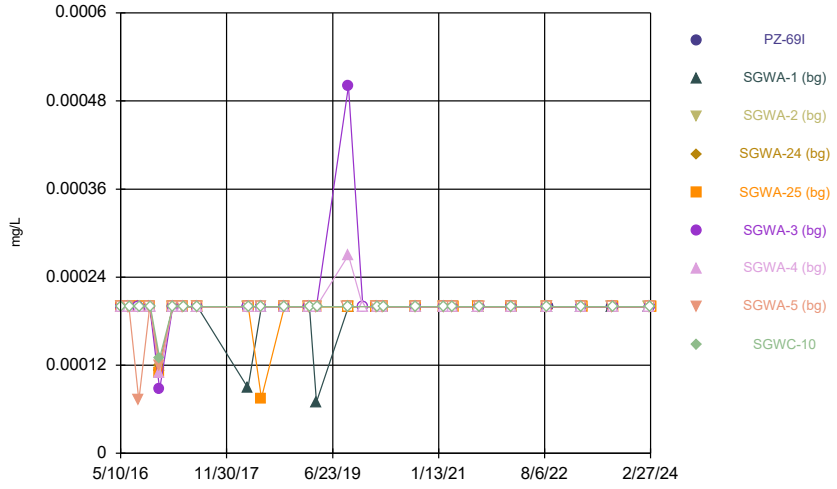

Constituent: Mercury Analysis Run 6/24/2024 10:52 AM
Plant Scherer Client: Southern Company Data: Scherer AP

Sanitas™ v.10.0.19a Software licensed to . UG
Hollow symbols indicate censored values.

Time Series

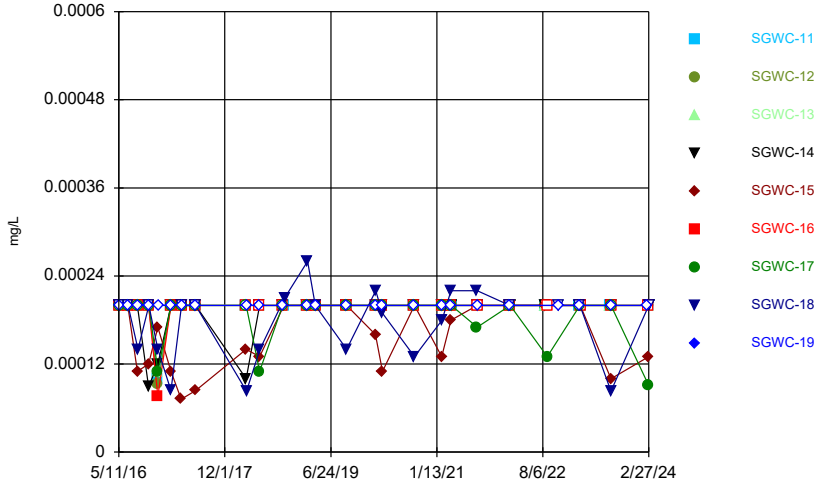

Constituent: Mercury Analysis Run 6/24/2024 10:52 AM
Plant Scherer Client: Southern Company Data: Scherer AP

Sanitas™ v.10.0.19a Software licensed to . UG
Hollow symbols indicate censored values.

Time Series

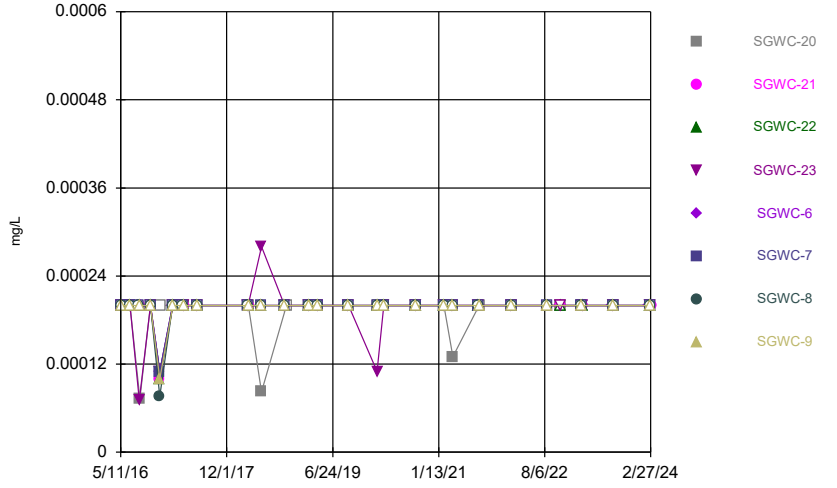

Constituent: Mercury Analysis Run 6/24/2024 10:52 AM
Plant Scherer Client: Southern Company Data: Scherer AP

Sanitas™ v.10.0.19a Software licensed to . UG
Hollow symbols indicate censored values.

Time Series

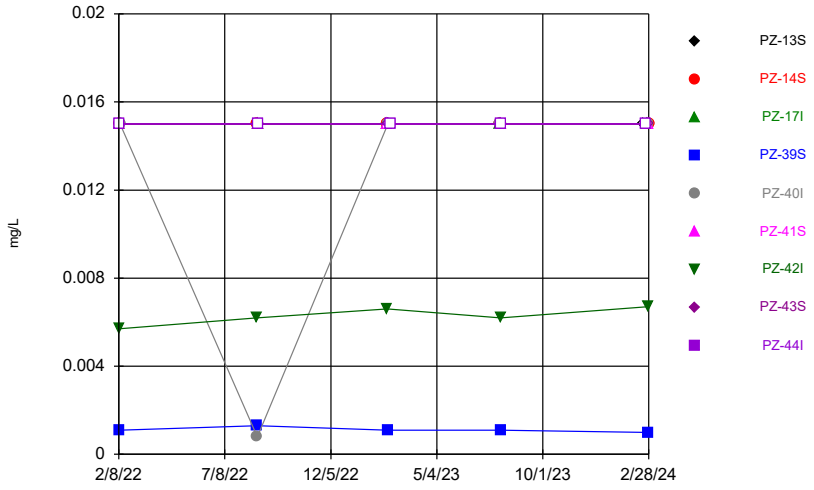

Constituent: Molybdenum Analysis Run 6/24/2024 10:52 AM
Plant Scherer Client: Southern Company Data: Scherer AP

Sanitas™ v.10.0.19a Software licensed to . UG
Hollow symbols indicate censored values.

Time Series

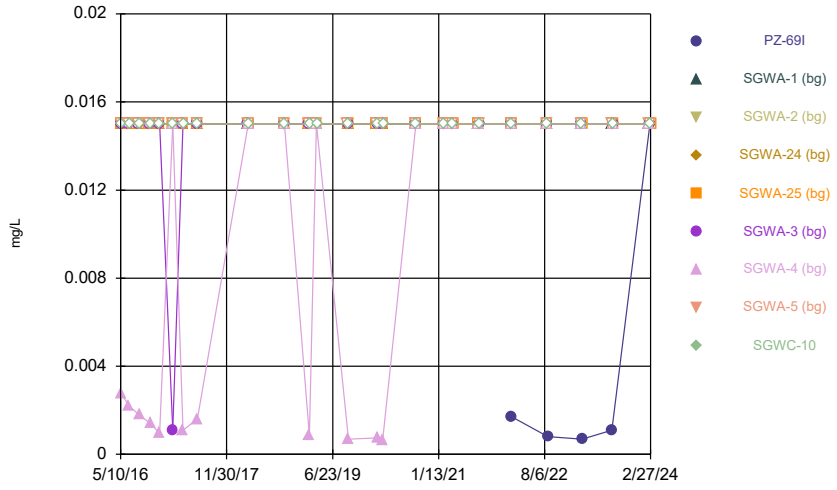

Constituent: Molybdenum Analysis Run 6/24/2024 10:52 AM
Plant Scherer Client: Southern Company Data: Scherer AP

Sanitas™ v.10.0.19a Software licensed to . UG
Hollow symbols indicate censored values.

Time Series

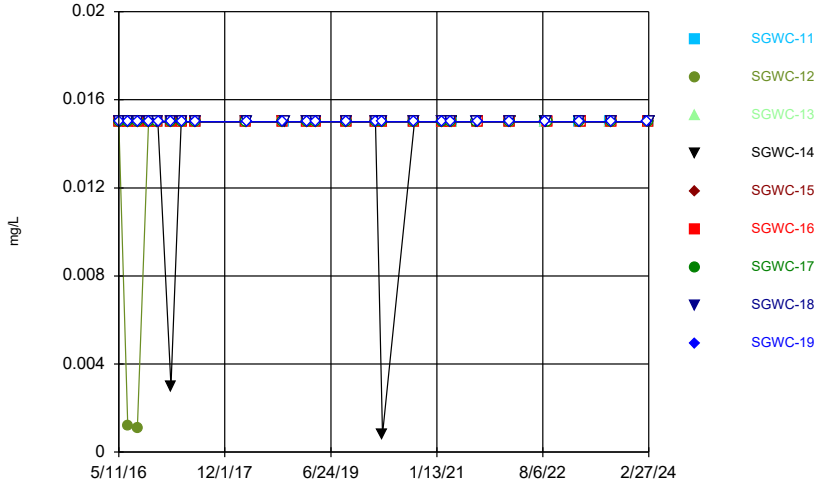

Constituent: Molybdenum Analysis Run 6/24/2024 10:52 AM
Plant Scherer Client: Southern Company Data: Scherer AP

Sanitas™ v.10.0.19a Software licensed to . UG
Hollow symbols indicate censored values.

Time Series

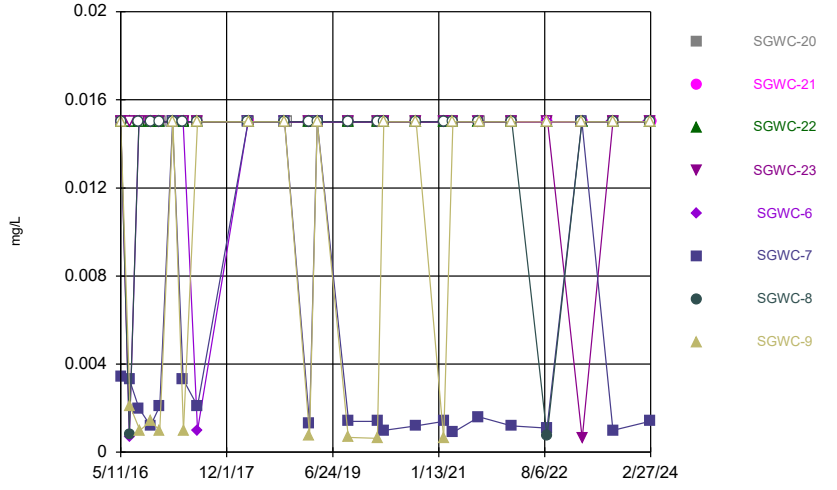

Constituent: Molybdenum Analysis Run 6/24/2024 10:52 AM
Plant Scherer Client: Southern Company Data: Scherer AP

Sanitas™ v.10.0.19a Software licensed to . UG

Time Series

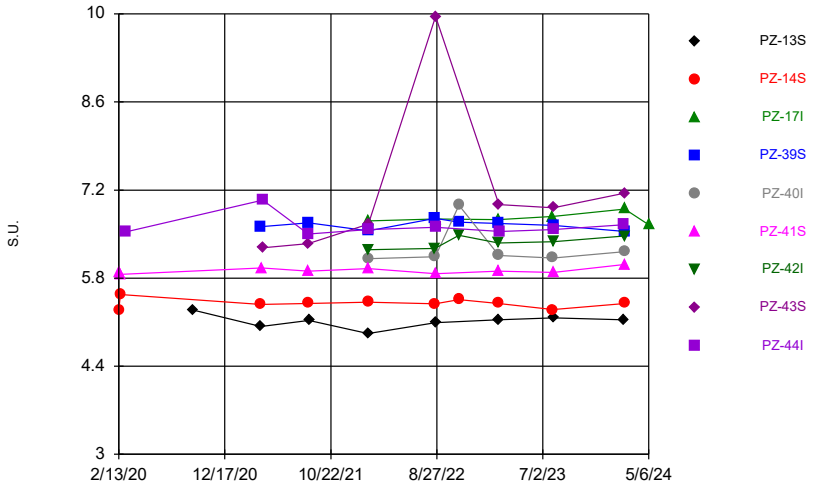

Constituent: pH Analysis Run 6/24/2024 10:52 AM

Plant Scherer Client: Southern Company Data: Scherer AP

Sanitas™ v.10.0.19a Software licensed to . UG

Time Series

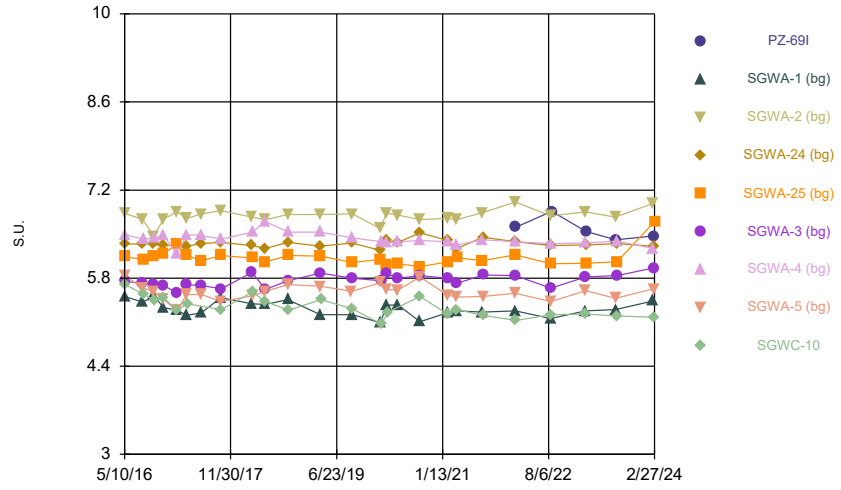

Constituent: pH Analysis Run 6/24/2024 10:52 AM

Plant Scherer Client: Southern Company Data: Scherer AP

Sanitas™ v.10.0.19a Software licensed to . UG

Time Series

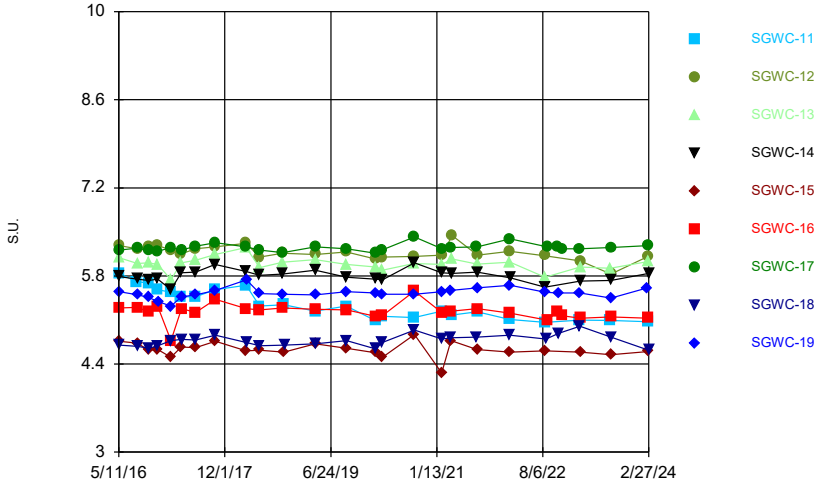

Constituent: pH Analysis Run 6/24/2024 10:52 AM

Plant Scherer Client: Southern Company Data: Scherer AP

Sanitas™ v.10.0.19a Software licensed to . UG

Time Series

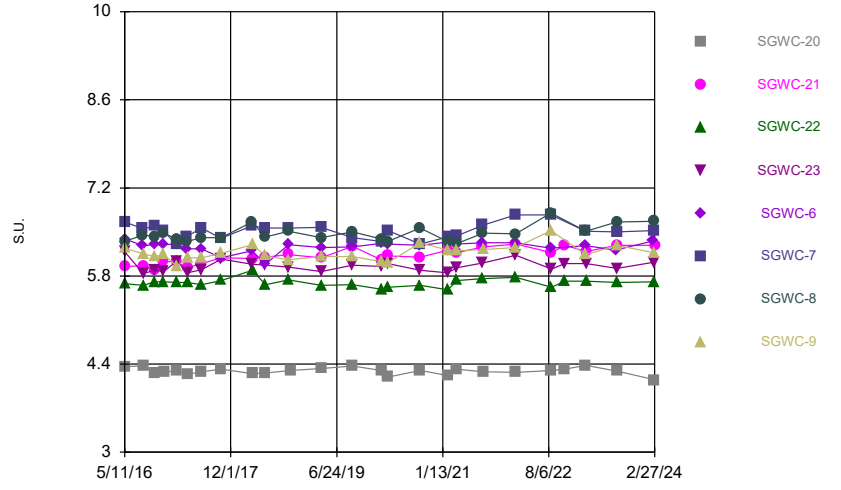

Constituent: pH Analysis Run 6/24/2024 10:52 AM

Plant Scherer Client: Southern Company Data: Scherer AP

Sanitas™ v.10.0.19a Software licensed to . UG
Hollow symbols indicate censored values.

Time Series

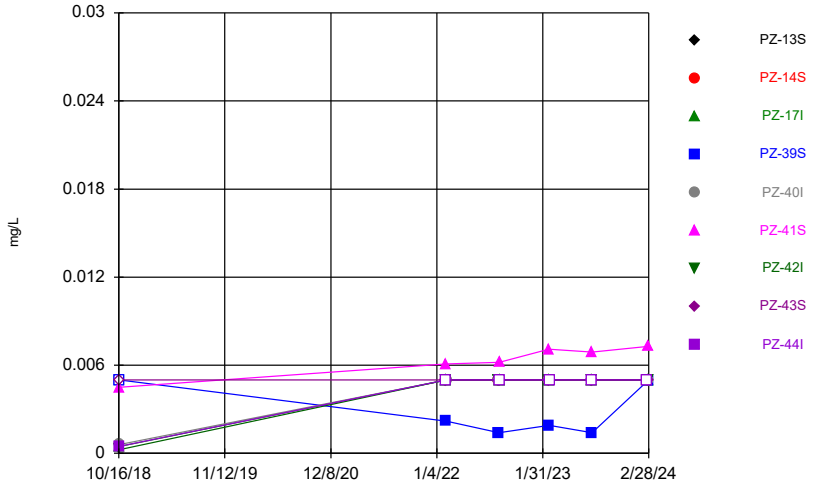

Constituent: Selenium Analysis Run 6/24/2024 10:52 AM
Plant Scherer Client: Southern Company Data: Scherer AP

Sanitas™ v.10.0.19a Software licensed to . UG
Hollow symbols indicate censored values.

Time Series

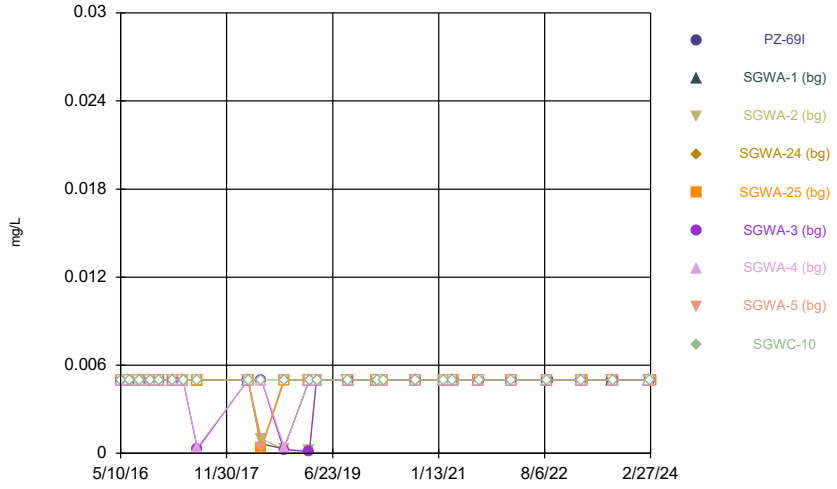

Constituent: Selenium Analysis Run 6/24/2024 10:52 AM
Plant Scherer Client: Southern Company Data: Scherer AP

Sanitas™ v.10.0.19a Software licensed to . UG
Hollow symbols indicate censored values.

Time Series

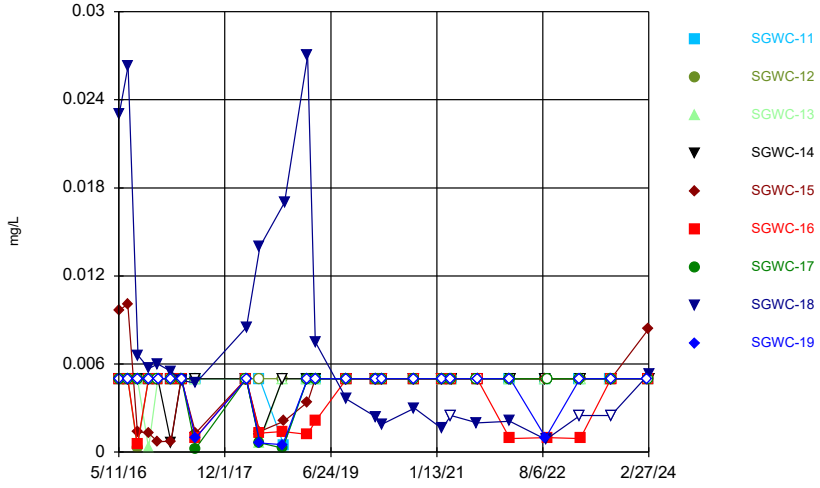

Constituent: Selenium Analysis Run 6/24/2024 10:52 AM
Plant Scherer Client: Southern Company Data: Scherer AP

Sanitas™ v.10.0.19a Software licensed to . UG
Hollow symbols indicate censored values.

Time Series

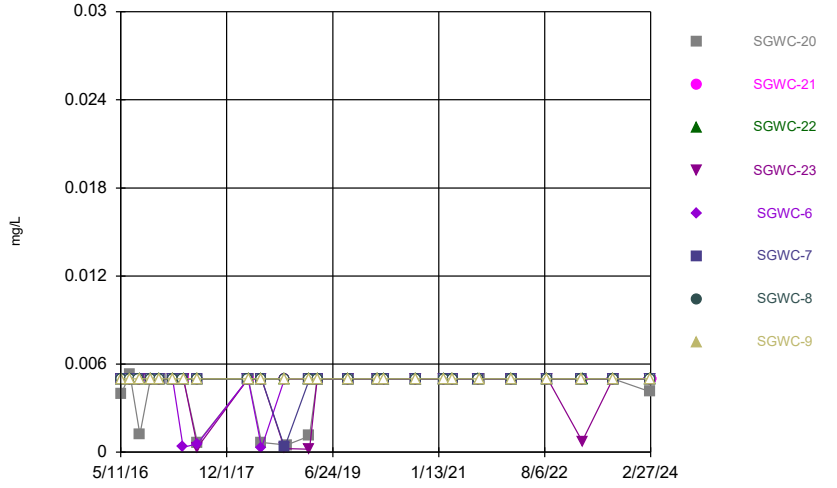

Constituent: Selenium Analysis Run 6/24/2024 10:52 AM
Plant Scherer Client: Southern Company Data: Scherer AP

Sanitas™ v.10.0.19a Software licensed to . UG
Hollow symbols indicate censored values.

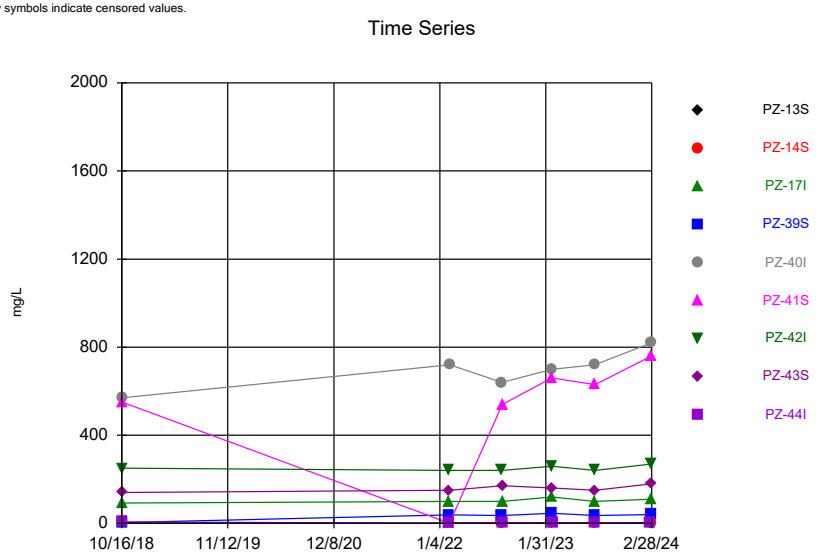

Constituent: Sulfate, total Analysis Run 6/24/2024 10:52 AM
Plant Scherer Client: Southern Company Data: Scherer AP

Sanitas™ v.10.0.19a Software licensed to . UG
Hollow symbols indicate censored values.

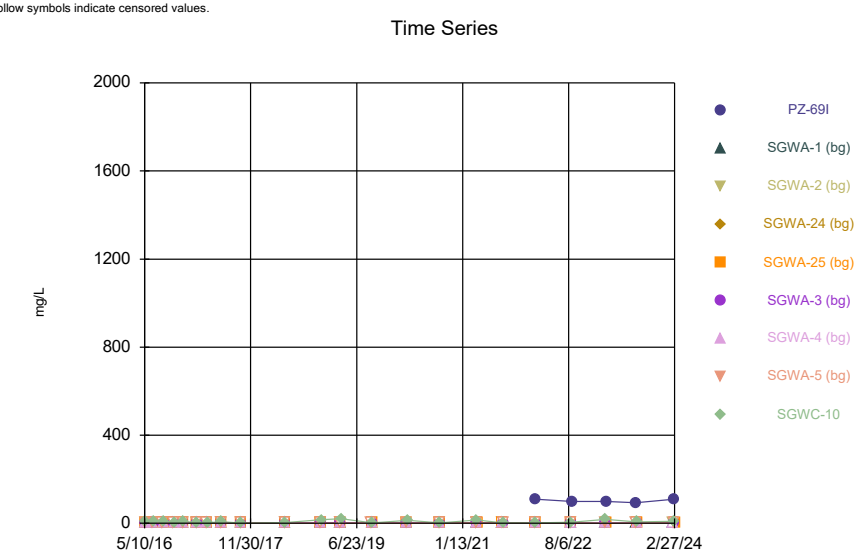

Constituent: Sulfate, total Analysis Run 6/24/2024 10:52 AM
Plant Scherer Client: Southern Company Data: Scherer AP

Sanitas™ v.10.0.19a Software licensed to . UG
Hollow symbols indicate censored values.

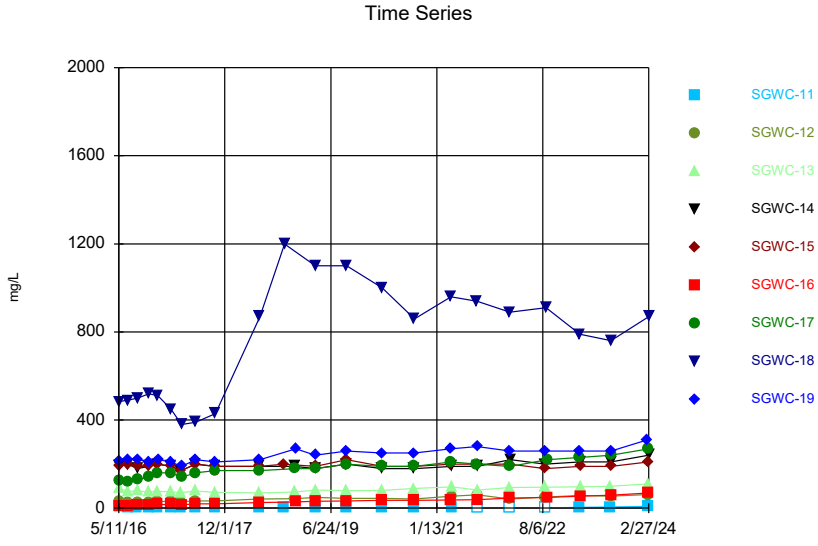

Constituent: Sulfate, total Analysis Run 6/24/2024 10:53 AM
Plant Scherer Client: Southern Company Data: Scherer AP

Sanitas™ v.10.0.19a Software licensed to . UG
Hollow symbols indicate censored values.

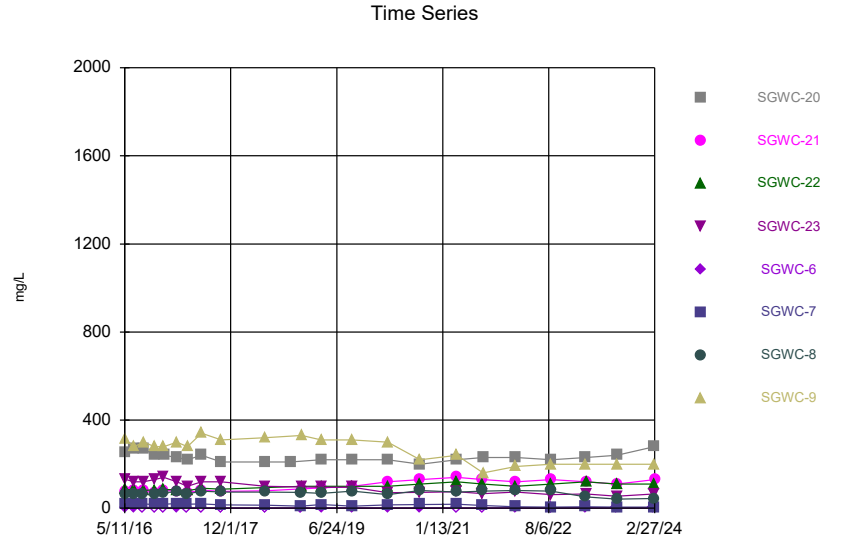

Constituent: Sulfate, total Analysis Run 6/24/2024 10:53 AM
Plant Scherer Client: Southern Company Data: Scherer AP

Sanitas™ v.10.0.19a Software licensed to . UG
Hollow symbols indicate censored values.

Time Series

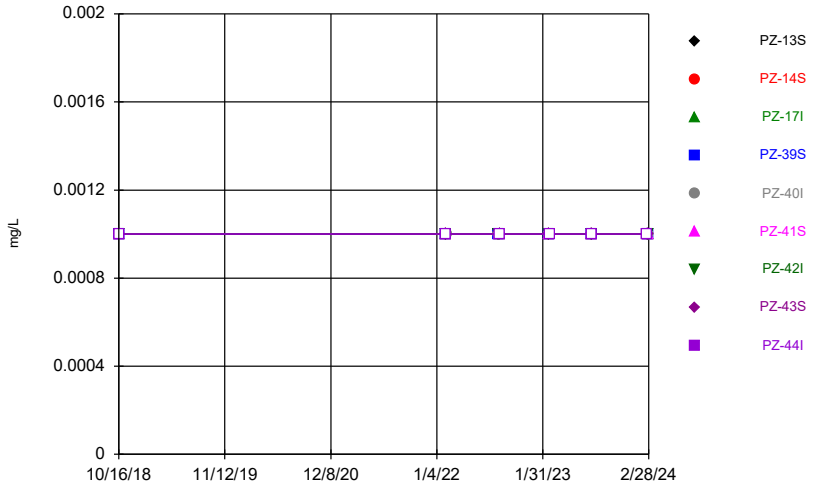

Constituent: Thallium Analysis Run 6/24/2024 10:53 AM
Plant Scherer Client: Southern Company Data: Scherer AP

Sanitas™ v.10.0.19a Software licensed to . UG
Hollow symbols indicate censored values.

Time Series

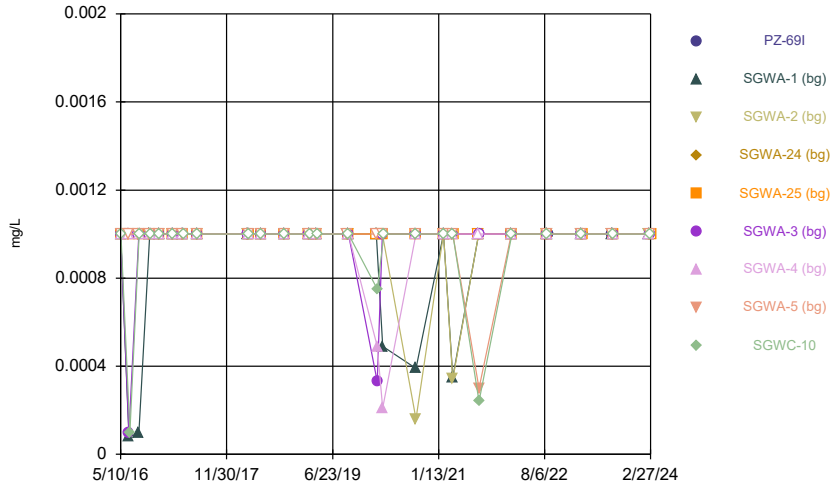

Constituent: Thallium Analysis Run 6/24/2024 10:53 AM
Plant Scherer Client: Southern Company Data: Scherer AP

Sanitas™ v.10.0.19a Software licensed to . UG
Hollow symbols indicate censored values.

Time Series

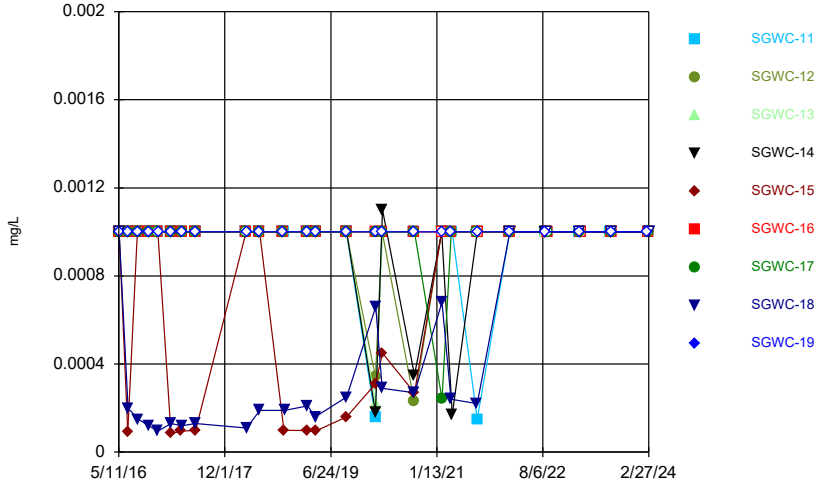

Constituent: Thallium Analysis Run 6/24/2024 10:53 AM
Plant Scherer Client: Southern Company Data: Scherer AP

Sanitas™ v.10.0.19a Software licensed to . UG
Hollow symbols indicate censored values.

Time Series

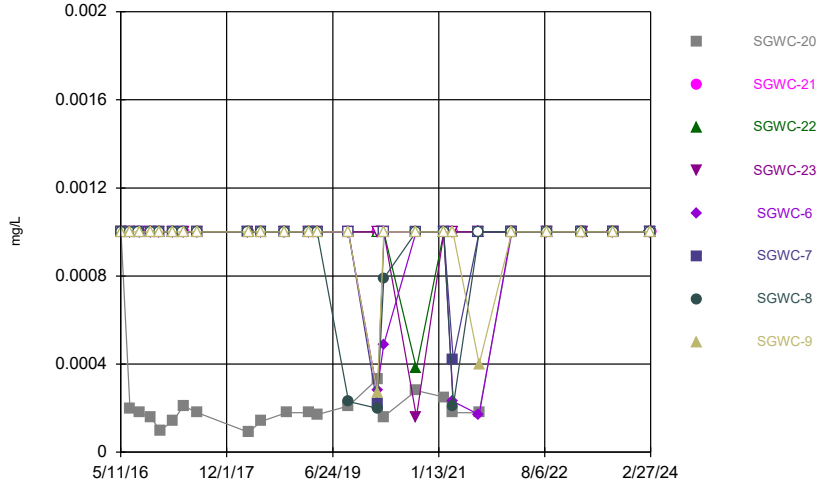

Constituent: Thallium Analysis Run 6/24/2024 10:53 AM
Plant Scherer Client: Southern Company Data: Scherer AP

Sanitas™ v.10.0.19a Software licensed to . UG

Time Series

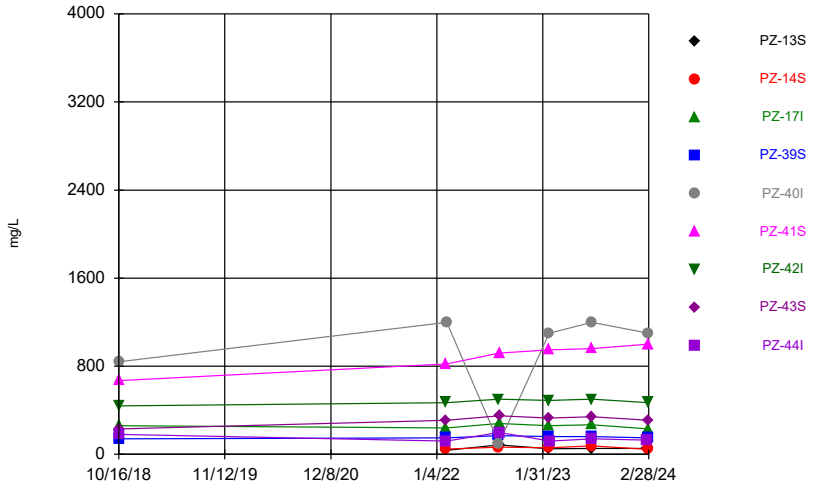

Constituent: Total Dissolved Solids [TDS] Analysis Run 6/24/2024 10:53 AM

Plant Scherer Client: Southern Company Data: Scherer AP

Sanitas™ v.10.0.19a Software licensed to . UG

Hollow symbols indicate censored values.

Time Series

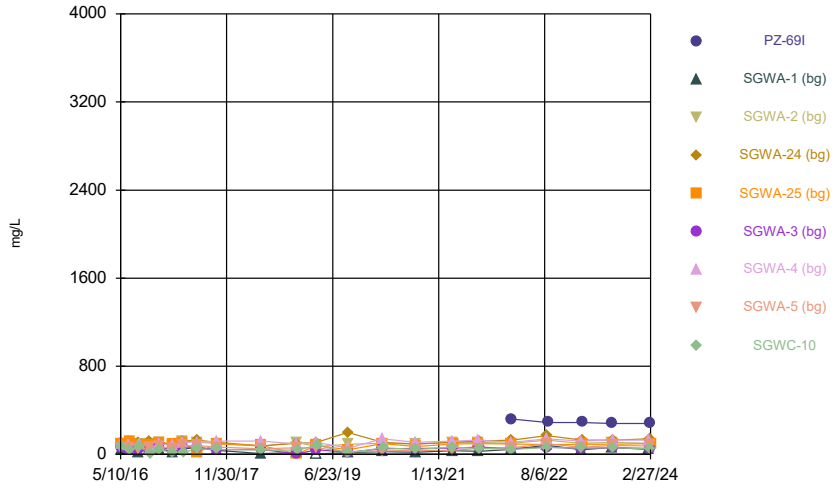

Constituent: Total Dissolved Solids [TDS] Analysis Run 6/24/2024 10:53 AM

Plant Scherer Client: Southern Company Data: Scherer AP

Sanitas™ v.10.0.19a Software licensed to . UG

Hollow symbols indicate censored values.

Time Series

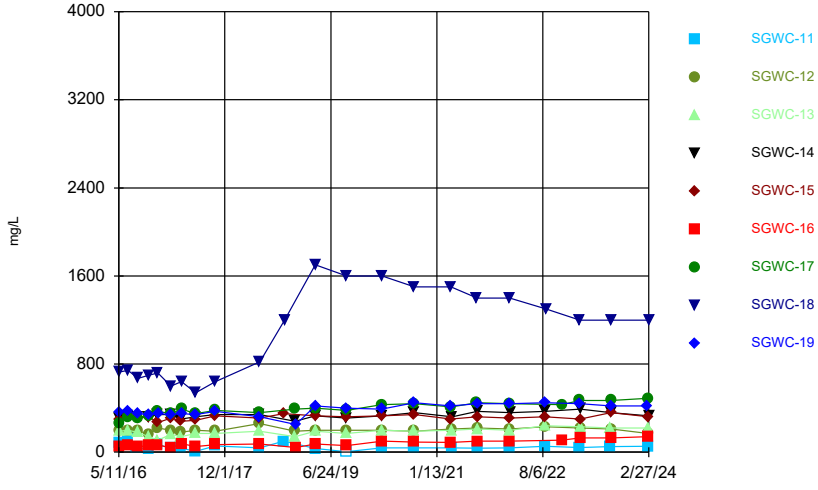

Constituent: Total Dissolved Solids [TDS] Analysis Run 6/24/2024 10:53 AM

Plant Scherer Client: Southern Company Data: Scherer AP

Sanitas™ v.10.0.19a Software licensed to . UG

Time Series

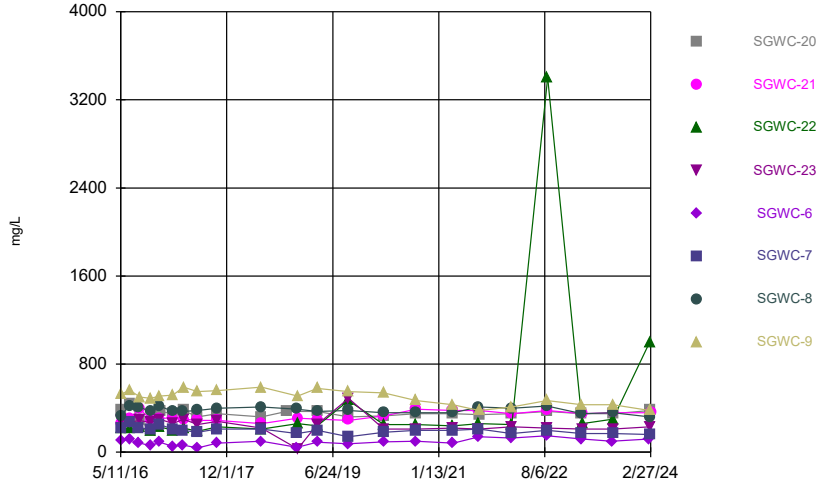

Constituent: Total Dissolved Solids [TDS] Analysis Run 6/24/2024 10:53 AM

Plant Scherer Client: Southern Company Data: Scherer AP

Time Series

Constituent: Antimony (mg/L) Analysis Run 6/24/2024 10:53 AM

Plant Scherer Client: Southern Company Data: Scherer AP

	PZ-13S	PZ-14S	PZ-17I	PZ-39S	PZ-40I	PZ-41S	PZ-42I	PZ-43S	PZ-44I
2/8/2022	<0.002	<0.002							
2/9/2022			0.00061 (J)	<0.002		<0.002	<0.002	<0.002	<0.002
2/10/2022					<0.002				
8/22/2022							<0.002		
8/23/2022		<0.002		<0.002	0.00089 (J)				
8/24/2022	<0.002		<0.002			<0.002		<0.002	<0.002
2/23/2023	<0.002	<0.002	<0.002			<0.002	<0.002		
2/24/2023				<0.002	<0.002			<0.002	
2/28/2023									<0.002
8/1/2023		<0.002	<0.002		<0.002				
8/2/2023	0.00046 (J)			<0.002		<0.002	<0.002	<0.002	<0.002
2/21/2024	<0.002								
2/23/2024									<0.002
2/26/2024			<0.002						
2/27/2024				<0.002	<0.002	<0.002	<0.002	<0.002	
2/28/2024		<0.002							

ND substitution: RL or RL/2 if <15% NDs.

Time Series

Constituent: Antimony (mg/L) Analysis Run 6/24/2024 10:53 AM

Plant Scherer Client: Southern Company Data: Scherer AP

	PZ-69I	SGWA-1 (bg)	SGWA-2 (bg)	SGWA-24 (bg)	SGWA-25 (bg)	SGWA-3 (bg)	SGWA-4 (bg)	SGWA-5 (bg)	SGWC-10
5/10/2016		<0.002	<0.002	<0.002	<0.002	<0.002		<0.002	
5/11/2016							<0.002		<0.002
6/23/2016		0.0004 (J)	<0.002	0.0003 (J)				<0.002	
6/24/2016						0.0021 (J)	0.0007 (J)		
6/27/2016					0.0003 (J)				
6/28/2016									0.0014 (J)
8/16/2016		0.0012 (J)	<0.002	<0.002		<0.002		<0.002	
8/17/2016					<0.002		<0.002		<0.002
10/13/2016		<0.002		<0.002					
10/14/2016			<0.002		<0.002	<0.002		<0.002	
10/17/2016							<0.002		<0.002
12/5/2016				<0.002					
12/6/2016		<0.002	<0.002		<0.002	<0.002	<0.002	<0.002	<0.002
2/14/2017		<0.002	<0.002	<0.002	<0.002	<0.002	<0.002	<0.002	
2/15/2017									<0.002
4/10/2017				<0.002					
4/11/2017		<0.002	<0.002		<0.002	<0.002	<0.002	<0.002	
4/12/2017									<0.002
6/26/2017		<0.002	<0.002	<0.002		<0.002	<0.002	<0.002	
6/27/2017					<0.002				<0.002
3/26/2018		<0.002	<0.002	<0.002		<0.002			
3/27/2018					<0.002		<0.002	<0.002	<0.002
10/5/2018		<0.002	<0.002	<0.002		<0.002			
10/8/2018					<0.002		<0.002	<0.002	
10/9/2018									<0.002
2/18/2019		<0.002	<0.002				<0.002		
2/19/2019				<0.002	<0.002	<0.002		<0.002	
2/20/2019									<0.002
3/28/2019					<0.002	<0.002	<0.002	<0.002	
3/29/2019		<0.002	<0.002	<0.002					
2/13/2020		<0.002	<0.002	<0.002					
2/17/2020					<0.002			<0.002	
2/18/2020						<0.002	<0.002		
2/19/2020									<0.002
2/9/2021		<0.002	<0.002	<0.002	<0.002	<0.002	<0.002	<0.002	<0.002
8/17/2021		<0.002	<0.002		<0.002		<0.002		
8/18/2021				<0.002		<0.002		<0.002	
8/19/2021									<0.002
2/9/2022		<0.002	<0.002		<0.002	<0.002	<0.002	<0.002	
2/10/2022	<0.002			<0.002					
2/11/2022									<0.002
8/17/2022		0.00052 (J)	<0.002						
8/18/2022				<0.002	<0.002	<0.002	<0.002	<0.002	
8/19/2022									<0.002
8/24/2022	<0.002								
2/21/2023		<0.002				<0.002		<0.002	
2/22/2023			<0.002				<0.002		<0.002
2/23/2023				<0.002	<0.002				
2/24/2023	<0.002								
8/1/2023		<0.002	<0.002					<0.002	
8/2/2023	<0.002								
8/7/2023						<0.002	<0.002		<0.002

ND substitution: RL or RL/2 if <15% NDs.

Time Series

Constituent: Antimony (mg/L) Analysis Run 6/24/2024 10:53 AM

Plant Scherer Client: Southern Company Data: Scherer AP

	PZ-69I	SGWA-1 (bg)	SGWA-2 (bg)	SGWA-24 (bg)	SGWA-25 (bg)	SGWA-3 (bg)	SGWA-4 (bg)	SGWA-5 (bg)	SGWC-10
8/8/2023				<0.002	<0.002				
2/20/2024		<0.002	<0.002				<0.002		
2/21/2024				<0.002		<0.002		<0.002	
2/23/2024	<0.002								<0.002
2/27/2024					<0.002				

ND substitution: RL or RL/2 if <15% NDs.

Time Series

Constituent: Antimony (mg/L) Analysis Run 6/24/2024 10:53 AM

Plant Scherer Client: Southern Company Data: Scherer AP

	SGWC-11	SGWC-12	SGWC-13	SGWC-14	SGWC-15	SGWC-16	SGWC-17	SGWC-18	SGWC-19
5/11/2016	<0.002	<0.002							
5/12/2016			<0.002	<0.002	<0.002	<0.002	<0.002		
5/13/2016								<0.002	<0.002
6/28/2016	<0.002	<0.002	0.0004 (J)	<0.002	<0.002	<0.002			
6/29/2016							<0.002		<0.002
6/30/2016								0.0012 (J)	
8/17/2016	<0.002								
8/18/2016		<0.002	<0.002	<0.002	<0.002	<0.002	<0.002		
8/22/2016								<0.002	<0.002
10/17/2016	<0.002	<0.002	<0.002	<0.002					
10/18/2016					<0.002	<0.002			<0.002
10/19/2016							<0.002	<0.002	
12/6/2016	<0.002	<0.002	<0.002						
12/7/2016				<0.002	<0.002	<0.002	<0.002	<0.002	
12/8/2016									<0.002
2/15/2017	<0.002	<0.002	<0.002 (F1)	<0.002	<0.002		<0.002		
2/16/2017						<0.002		<0.002	<0.002
4/12/2017	<0.002	<0.002	<0.002	<0.002	<0.002				
4/13/2017						<0.002	<0.002	<0.002	<0.002
6/27/2017	<0.002	<0.002	<0.002	<0.002	<0.002	<0.002	<0.002		
6/28/2017								<0.002	<0.002
3/27/2018	<0.002	<0.002	<0.002	<0.002	<0.002	<0.002	<0.002		
3/28/2018								<0.002	<0.002
10/8/2018		<0.002	<0.002	<0.002		<0.002	<0.002		
10/9/2018									<0.002
2/20/2019	<0.002	<0.002	<0.002	<0.002	<0.002	<0.002	<0.002	<0.002	<0.002
2/18/2020	<0.002								
2/19/2020		<0.002	<0.002	<0.002	<0.002	<0.002	<0.002		<0.002
2/20/2020								<0.002	
2/9/2021	<0.002	<0.002	<0.002	<0.002	<0.002	<0.002			
2/10/2021							<0.002	<0.002	<0.002
8/18/2021							<0.002	<0.002	
8/19/2021	<0.002		<0.002	<0.002	<0.002	<0.002			<0.002
8/20/2021		<0.002							
2/10/2022	<0.002	<0.002				<0.002		<0.002	
2/11/2022			<0.002		<0.002		<0.002		<0.002
2/14/2022				<0.002					
8/18/2022	<0.002	<0.002	<0.002						
8/19/2022				<0.002	<0.002				
8/22/2022									0.0021
8/23/2022								<0.002	
8/31/2022						<0.002	<0.002		
2/22/2023	<0.002						<0.002	<0.002	<0.002
2/23/2023		<0.002	<0.002	<0.002	<0.002	<0.002			
8/2/2023	<0.002		<0.002						
8/7/2023		<0.002			<0.002		<0.002	<0.002	<0.002
8/8/2023				<0.002		<0.002			
2/20/2024									<0.002
2/23/2024	<0.002	<0.002	<0.002						
2/26/2024					<0.002	<0.002	<0.002		
2/27/2024				<0.002				<0.002	

ND substitution: RL or RL/2 if <15% NDs.

Time Series

Constituent: Antimony (mg/L) Analysis Run 6/24/2024 10:53 AM

Plant Scherer Client: Southern Company Data: Scherer AP

	SGWC-20	SGWC-21	SGWC-22	SGWC-23	SGWC-6	SGWC-7	SGWC-8	SGWC-9
5/11/2016					<0.002	<0.002	<0.002	<0.002
5/12/2016	<0.002	<0.002	<0.002	<0.002				
6/27/2016					<0.002	0.0004 (J)	<0.002	
6/29/2016	<0.002	<0.002	<0.002	<0.002				<0.002
8/17/2016					<0.002	<0.002	<0.002	
8/19/2016			<0.002	<0.002				
8/22/2016	<0.002	<0.002						<0.002
10/17/2016					<0.002		<0.002	
10/18/2016	<0.002	<0.002	<0.002	<0.002		<0.002		<0.002
12/6/2016					<0.002	<0.002	<0.002	
12/7/2016		<0.002	<0.002	<0.002				<0.002
12/8/2016	<0.002							
2/14/2017					<0.002	<0.002	<0.002	
2/15/2017				<0.002				
2/16/2017	<0.002	<0.002	<0.002					<0.002
4/12/2017					<0.002	<0.002	<0.002	
4/13/2017	<0.002	<0.002	<0.002	<0.002				<0.002
6/27/2017					<0.002	<0.002	<0.002	<0.002
6/28/2017	<0.002	<0.002	<0.002	<0.002				
3/27/2018				<0.002	<0.002	<0.002	<0.002	
3/28/2018	<0.002	<0.002	<0.002					<0.002
10/8/2018		<0.002	<0.002	<0.002	<0.002			
10/9/2018						<0.002	<0.002	<0.002
2/19/2019			<0.002	<0.002				
2/20/2019	<0.002	<0.002			<0.002	<0.002	<0.002	<0.002
2/18/2020	<0.002	<0.002	<0.002	<0.002	<0.002	<0.002	<0.002	
2/19/2020								<0.002
2/9/2021					<0.002	<0.002	<0.002	<0.002
2/10/2021	<0.002	<0.002	<0.002	<0.002				
8/18/2021		<0.002	<0.002	<0.002	<0.002	<0.002	<0.002	
8/19/2021	<0.002							<0.002
2/9/2022					<0.002	<0.002		
2/10/2022			<0.002	<0.002			<0.002	<0.002
2/11/2022	<0.002	<0.002						
8/18/2022						<0.002	<0.002	<0.002
8/19/2022					<0.002			
8/22/2022	0.0019 (J)	0.0019 (J)	0.0022	0.00098 (J)				
2/22/2023	<0.002				<0.002	<0.002	<0.002	<0.002
2/23/2023		<0.002	<0.002	<0.002				
8/1/2023					<0.002			
8/7/2023	<0.002		<0.002					<0.002
8/8/2023		<0.002		<0.002		<0.002	<0.002	
2/20/2024					<0.002			
2/21/2024			<0.002	<0.002		<0.002	<0.002	<0.002
2/26/2024	<0.002							
2/27/2024		<0.002						

ND substitution: RL or RL/2 if <15% NDs.

Time Series

Constituent: Arsenic (mg/L) Analysis Run 6/24/2024 10:53 AM

Plant Scherer Client: Southern Company Data: Scherer AP

	PZ-13S	PZ-14S	PZ-17I	PZ-39S	PZ-40I	PZ-41S	PZ-42I	PZ-43S	PZ-44I
10/16/2018									<0.001
10/17/2018				0.0019					
10/18/2018			<0.001		<0.001	<0.001	<0.001	<0.001	
2/8/2022	<0.001	<0.001							
2/9/2022			<0.001	<0.001		<0.001	<0.001	<0.001	<0.001
2/10/2022					<0.001				
8/22/2022							0.00049 (J)		
8/23/2022		<0.001		0.00028 (J)	<0.001				
8/24/2022	<0.001		<0.001			<0.001		<0.001	<0.001
2/23/2023	<0.001	<0.001	<0.001			<0.001	<0.001		
2/24/2023				<0.001	<0.001			<0.001	
2/28/2023									<0.001
8/1/2023		<0.001	<0.001		<0.001				
8/2/2023	<0.001			<0.001		<0.001	<0.001	<0.001	<0.001
2/21/2024	<0.001								
2/23/2024									<0.001
2/26/2024			<0.001						
2/27/2024				<0.001	<0.001	<0.001	<0.001	<0.001	
2/28/2024		<0.001							

ND substitution: RL or RL/2 if <15% NDs.

Time Series

Constituent: Arsenic (mg/L) Analysis Run 6/24/2024 10:53 AM

Plant Scherer Client: Southern Company Data: Scherer AP

	PZ-69I	SGWA-1 (bg)	SGWA-2 (bg)	SGWA-24 (bg)	SGWA-25 (bg)	SGWA-3 (bg)	SGWA-4 (bg)	SGWA-5 (bg)	SGWC-10
5/10/2016		<0.001	<0.001	<0.001	<0.001	<0.001		<0.001	
5/11/2016							<0.001		<0.001
6/23/2016		<0.001	<0.001	<0.001				<0.001	
6/24/2016						<0.001	<0.001		
6/27/2016					<0.001				
6/28/2016									<0.001
8/16/2016		0.00065 (J)	0.0005 (J)	<0.001		<0.001		<0.001	
8/17/2016					0.0012 (J)		<0.001		<0.001
10/13/2016		<0.001		<0.001					
10/14/2016			<0.001		0.00073 (J)	<0.001		<0.001	
10/17/2016							<0.001		<0.001
12/5/2016				<0.001					
12/6/2016		<0.001	<0.001		0.00075 (J)	<0.001	<0.001	<0.001	<0.001
2/14/2017		0.00055 (J)	0.00046 (J)	0.00057 (J)	0.0015 (J)	<0.001	<0.001	<0.001	
2/15/2017									0.0005 (J)
4/10/2017				<0.001					
4/11/2017		<0.001	<0.001		0.00072 (J)	<0.001	0.0011 (J)	<0.001	
4/12/2017									<0.001
6/26/2017		0.00081 (J)	0.00089 (J)	0.0009 (J)		0.00063 (J)	0.00055 (J)	0.00079 (J)	
6/27/2017					0.00095 (J)				0.00074 (J)
3/26/2018		<0.001	<0.001	<0.001		<0.001			
3/27/2018					0.00052 (J)		<0.001	<0.001	<0.001
6/5/2018		<0.001	<0.001	<0.001	<0.001			<0.001	
6/6/2018						<0.001	<0.001		<0.001
10/5/2018		<0.001	<0.001	<0.001		<0.001			
10/8/2018					<0.001		<0.001	<0.001	
10/9/2018									<0.001
2/18/2019		<0.001	<0.001				<0.001		
2/19/2019				<0.001	<0.001	<0.001		<0.001	
2/20/2019									<0.001
3/28/2019					0.00048 (J)	<0.001	<0.001	<0.001	
3/29/2019		<0.001	<0.001	<0.001					
4/1/2019									0.00059 (J)
9/12/2019								<0.001	
9/13/2019				<0.001					
9/16/2019		<0.001	<0.001		<0.001	<0.001	<0.001		
9/17/2019									<0.001
2/13/2020		<0.001	<0.001	<0.001					
2/17/2020					<0.001			<0.001	
2/18/2020						<0.001	<0.001		
2/19/2020									<0.001
3/17/2020			<0.001		<0.001	<0.001		<0.001	
3/18/2020		<0.001		<0.001			<0.001		
3/25/2020									<0.001
9/14/2020		<0.001	<0.001	<0.001	<0.001	<0.001	<0.001	<0.001	<0.001
2/9/2021		<0.001	<0.001	<0.001	<0.001	<0.001	<0.001	<0.001	<0.001
3/30/2021		<0.001	<0.001	<0.001					
3/31/2021						<0.001	<0.001	<0.001	<0.001
4/7/2021					<0.001				
8/17/2021		<0.001	<0.001		<0.001		<0.001		
8/18/2021				<0.001		<0.001		<0.001	
8/19/2021									<0.001

ND substitution: RL or RL/2 if <15% NDs.

Time Series

Constituent: Arsenic (mg/L) Analysis Run 6/24/2024 10:53 AM

Plant Scherer Client: Southern Company Data: Scherer AP

	PZ-69I	SGWA-1 (bg)	SGWA-2 (bg)	SGWA-24 (bg)	SGWA-25 (bg)	SGWA-3 (bg)	SGWA-4 (bg)	SGWA-5 (bg)	SGWC-10
2/9/2022		<0.001	<0.001		<0.001	<0.001	<0.001	<0.001	
2/10/2022	0.00059 (J)			<0.001					
2/11/2022									<0.001
8/17/2022		0.00028 (J)	<0.001						
8/18/2022				<0.001	<0.001	<0.001	<0.001	<0.001	
8/19/2022									<0.001
8/24/2022	0.00074 (J)								
2/21/2023		<0.001				<0.001		<0.001	
2/22/2023			<0.001				0.00029 (J)		<0.001
2/23/2023				<0.001	<0.001				
2/24/2023	0.0007 (J)								
8/1/2023		<0.001	<0.001					<0.001	
8/2/2023	<0.001								
8/7/2023						<0.001	<0.001		<0.001
8/8/2023				<0.001	<0.001				
2/20/2024		<0.001	<0.001				<0.001		
2/21/2024				<0.001		<0.001		<0.001	
2/23/2024	<0.001								<0.001
2/27/2024					<0.001				

ND substitution: RL or RL/2 if <15% NDs.

Time Series

Constituent: Arsenic (mg/L) Analysis Run 6/24/2024 10:53 AM

Plant Scherer Client: Southern Company Data: Scherer AP

	SGWC-11	SGWC-12	SGWC-13	SGWC-14	SGWC-15	SGWC-16	SGWC-17	SGWC-18	SGWC-19
5/11/2016	0.00103 (J)	<0.001							
5/12/2016			<0.001	<0.001	<0.001	<0.001	<0.001		
5/13/2016								0.00161 (J)	<0.001
6/28/2016	0.0011 (J)	0.001 (J)	<0.001	<0.001	0.0026 (J)	<0.001			
6/29/2016							<0.001		<0.001
6/30/2016								0.004 (J)	
8/17/2016	0.0011 (J)								
8/18/2016		0.00091 (J)	<0.001	<0.001	0.0015	<0.001	<0.001		
8/22/2016								0.0012 (J)	<0.001
10/17/2016	0.0011 (J)	<0.001	<0.001	<0.001					
10/18/2016					0.0019	<0.001			<0.001
10/19/2016							0.001045 (JD)	0.0019	
12/6/2016	0.00072 (J)	<0.001	<0.001						
12/7/2016				<0.001	0.00079 (J)	<0.001	<0.001	0.0012 (J)	
12/8/2016									<0.001
2/15/2017	0.0011 (J)	0.00076 (J)	<0.001	<0.001	0.00073 (J)		0.00059 (J)		
2/16/2017						<0.001		0.00086 (J)	<0.001
4/12/2017	0.00076 (J)	0.00046 (J)	0.00047 (J)	0.00057 (J)	0.0009 (J)				
4/13/2017						<0.001	0.00066 (J)	0.00058 (J)	<0.001
6/27/2017	0.0011 (J)	0.0011 (J)	0.00088 (J)	0.00058 (J)	0.0011 (J)	0.00055 (J)	0.00075 (J)		
6/28/2017								0.0011 (J)	0.00068 (J)
3/27/2018	<0.001	<0.001	<0.001	<0.001	<0.001	<0.001	<0.001		
3/28/2018								0.0015	<0.001
6/6/2018	<0.001	<0.001							
6/7/2018			<0.001	<0.001	<0.001	<0.001	<0.001		
6/8/2018								0.002	<0.001
10/8/2018		0.0007 (J)	0.00069 (J)	0.0007 (J)		0.00054 (J)	0.00075 (J)		
10/9/2018									0.00058 (J)
10/16/2018	<0.001				<0.001				
10/18/2018								0.0031	
2/20/2019	<0.001	<0.001	<0.001	<0.001	0.00075 (J)	<0.001	<0.001	0.003	<0.001
4/1/2019	0.0011 (J)	0.0012 (J)	0.0014	0.0012 (J)	0.0016				
4/2/2019						<0.001	<0.001	0.0027	<0.001
9/16/2019	<0.001	<0.001							
9/17/2019			<0.001	<0.001	0.0008 (J)	<0.001	<0.001	0.0029	<0.001
2/18/2020	<0.001								
2/19/2020		0.00032 (J)	<0.001	<0.001	0.001	<0.001	<0.001		<0.001
2/20/2020								0.0031	
3/23/2020									<0.001
3/24/2020							<0.001		
3/25/2020	<0.001								
3/26/2020		0.00032 (J)						0.0047	
3/27/2020			<0.001	0.0014	0.0016	<0.001			
9/14/2020	<0.001	<0.001	<0.001						
9/15/2020				<0.001	0.0014	<0.001	<0.001	0.0045	<0.001
2/9/2021	<0.001	<0.001	<0.001	<0.001	0.0013	<0.001			
2/10/2021							0.00038 (J)	0.0033	<0.001
3/30/2021								0.0028	<0.001
3/31/2021					0.0012				
4/1/2021						0.00033 (J)	<0.001		
4/6/2021				<0.001					
4/7/2021	<0.001	<0.001	<0.001						

ND substitution: RL or RL/2 if <15% NDs.

Time Series

Constituent: Arsenic (mg/L) Analysis Run 6/24/2024 10:53 AM

Plant Scherer Client: Southern Company Data: Scherer AP

	SGWC-11	SGWC-12	SGWC-13	SGWC-14	SGWC-15	SGWC-16	SGWC-17	SGWC-18	SGWC-19
8/18/2021							<0.001	0.0028	
8/19/2021	<0.001		<0.001	<0.001	0.0014	<0.001			<0.001
8/20/2021		<0.001							
2/10/2022	<0.001	<0.001				<0.001		0.0043	
2/11/2022			<0.001		0.0021		<0.001		<0.001
2/14/2022				<0.001					
8/18/2022	<0.001	<0.001	<0.001						
8/19/2022				<0.001	0.00066 (J)				
8/22/2022									<0.001
8/23/2022								0.0021	
8/31/2022						<0.001	<0.001		
2/22/2023	<0.001						<0.001	0.0015	<0.001
2/23/2023		<0.001	<0.001	<0.001	0.0012	<0.001			
8/2/2023	<0.001		<0.001						
8/7/2023		<0.001			<0.001		<0.001	0.00093 (J)	<0.001
8/8/2023				<0.001		<0.001			
2/20/2024									<0.001
2/23/2024	<0.001	<0.001	<0.001						
2/26/2024					0.0032	<0.001	<0.001		
2/27/2024				<0.001				0.0018	

ND substitution: RL or RL/2 if <15% NDs.

Time Series

Constituent: Arsenic (mg/L) Analysis Run 6/24/2024 10:53 AM

Plant Scherer Client: Southern Company Data: Scherer AP

	SGWC-20	SGWC-21	SGWC-22	SGWC-23	SGWC-6	SGWC-7	SGWC-8	SGWC-9
5/11/2016					<0.001	<0.001	<0.001	<0.001
5/12/2016	<0.001	<0.001	<0.001	<0.001				
6/27/2016					<0.001	0.0009 (J)	<0.001	
6/29/2016	0.0018 (J)	<0.001	<0.001	<0.001				0.0009 (J)
8/17/2016					<0.001	0.0006 (J)	<0.001	
8/19/2016			<0.001	<0.001				
8/22/2016	0.001 (J)	<0.001						<0.001
10/17/2016					<0.001		<0.001	
10/18/2016	0.00085 (J)	<0.001	<0.001	<0.001		<0.001		0.00074 (J)
12/6/2016					<0.001	<0.001	<0.001	
12/7/2016		<0.001	<0.001	<0.001				0.00079 (J)
12/8/2016	<0.001							
2/14/2017					0.0006 (J)	0.00059 (J)	0.0005 (J)	
2/15/2017				<0.001				
2/16/2017	<0.001	<0.001	<0.001					0.00056 (J)
4/12/2017					0.00046 (J)	0.00058 (J)	<0.001	
4/13/2017	<0.001	<0.001	0.0006 (J)	0.00061 (J)				0.00079 (J)
6/27/2017					<0.001	<0.001	0.00076 (J)	0.0011 (J)
6/28/2017	0.00094 (J)	0.00076 (J)	0.00089 (J)	0.00079 (J)				
3/27/2018				<0.001	<0.001	<0.001	<0.001	
3/28/2018	<0.001	<0.001	<0.001					<0.001
6/6/2018					<0.001	<0.001	<0.001	<0.001
6/7/2018	<0.001	<0.001	<0.001	<0.001				
10/8/2018		<0.001	<0.001	<0.001	<0.001			
10/9/2018						0.00057 (J)	0.00053 (J)	0.00068 (J)
10/18/2018	<0.001							
2/19/2019			<0.001	<0.001				
2/20/2019	<0.001	<0.001			<0.001	<0.001	<0.001	<0.001
4/1/2019						<0.001	0.001 (J)	<0.001
4/2/2019	<0.001	<0.001	<0.001	<0.001	<0.001			
9/16/2019					<0.001			<0.001
9/17/2019	0.00037 (J)	<0.001				<0.001	0.00035 (J)	
9/18/2019			0.00035 (J)	<0.001				
2/18/2020	0.00032 (J)	<0.001	0.00034 (J)	<0.001	<0.001	<0.001	<0.001	
2/19/2020								0.00039 (J)
3/23/2020	0.0005 (J)	<0.001						
3/24/2020			<0.001	<0.001				
3/25/2020					0.00044 (J)		0.00063 (J)	<0.001
3/26/2020						<0.001		
9/14/2020					<0.001	<0.001	<0.001	<0.001
9/15/2020	0.00051 (J)	<0.001	<0.001	<0.001				
2/9/2021					<0.001	<0.001	<0.001	<0.001
2/10/2021	0.00059 (J)	<0.001	<0.001	<0.001				
3/30/2021	0.00049 (J)	<0.001						
3/31/2021			<0.001	<0.001				0.00033 (J)
4/1/2021					<0.001	0.00044 (J)	<0.001	
8/18/2021		<0.001	<0.001	<0.001	<0.001	<0.001	<0.001	
8/19/2021	0.00066 (J)							<0.001
2/9/2022					<0.001	<0.001		
2/10/2022			0.00031 (J)	<0.001			<0.001	<0.001
2/11/2022	0.00081 (J)	<0.001						
8/18/2022						<0.001	<0.001	<0.001

ND substitution: RL or RL/2 if <15% NDs.

Time Series

Constituent: Arsenic (mg/L) Analysis Run 6/24/2024 10:53 AM

Plant Scherer Client: Southern Company Data: Scherer AP

	SGWC-20	SGWC-21	SGWC-22	SGWC-23	SGWC-6	SGWC-7	SGWC-8	SGWC-9
8/19/2022					<0.001			
8/22/2022	0.00042 (J)	<0.001	0.00044 (J)	<0.001				
2/22/2023	0.00046 (J)				<0.001	<0.001	<0.001	<0.001
2/23/2023		<0.001	<0.001	<0.001				
8/1/2023					<0.001			
8/7/2023	<0.001		<0.001					<0.001
8/8/2023		<0.001		<0.001		<0.001	<0.001	
2/20/2024					<0.001			
2/21/2024			<0.001	<0.001		<0.001	<0.001	<0.001
2/26/2024	0.0015							
2/27/2024		<0.001						

ND substitution: RL or RL/2 if <15% NDs.

Time Series

Constituent: Barium (mg/L) Analysis Run 6/24/2024 10:53 AM

Plant Scherer Client: Southern Company Data: Scherer AP

	PZ-13S	PZ-14S	PZ-17I	PZ-39S	PZ-40I	PZ-41S	PZ-42I	PZ-43S	PZ-44I
10/16/2018									0.014
10/17/2018				0.02					
10/18/2018			0.055		0.089	0.059	0.1	0.12	
2/8/2022	0.049	0.033							
2/9/2022			0.06	0.04		0.026	0.056	0.085	0.0078 (J)
2/10/2022					0.042				
8/22/2022							0.052		
8/23/2022		0.034		0.039	0.055				
8/24/2022	0.046		0.058			0.025		0.07	0.0079 (J)
2/23/2023	0.049	0.036	0.062			0.026	0.052		
2/24/2023				0.045	0.039			0.076	
2/28/2023									0.008 (J)
8/1/2023		0.034	0.054		0.038				
8/2/2023	0.046			0.043		0.023	0.05	0.074	0.0092 (J)
2/21/2024	0.049								
2/23/2024									0.009 (J)
2/26/2024			0.068						
2/27/2024				0.042	0.036	0.025	0.05	0.074	
2/28/2024		0.037							

Time Series

Constituent: Barium (mg/L) Analysis Run 6/24/2024 10:53 AM

Plant Scherer Client: Southern Company Data: Scherer AP

	PZ-69I	SGWA-1 (bg)	SGWA-2 (bg)	SGWA-24 (bg)	SGWA-25 (bg)	SGWA-3 (bg)	SGWA-4 (bg)	SGWA-5 (bg)	SGWC-10
5/10/2016		0.0663	0.0409	0.0214	0.0253	0.036		0.0112	
5/11/2016							0.0484		0.0294
6/23/2016		0.055	0.0342	0.0204				0.0101	
6/24/2016						0.0343	0.0471		
6/27/2016					0.0253				
6/28/2016									0.0293
8/16/2016		0.048	0.034	0.018		0.029		0.0088	
8/17/2016					0.021		0.046		0.029
10/13/2016		0.061		0.022					
10/14/2016			0.041		0.023	0.034		0.01	
10/17/2016							0.049		0.027
12/5/2016				0.023					
12/6/2016		0.053	0.042		0.02	0.033	0.047	0.011	0.03
2/14/2017		0.046	0.035	0.021	0.018	0.032	0.05	0.01	
2/15/2017									0.025
4/10/2017				0.021					
4/11/2017		0.046	0.037		0.021	0.033	0.053	0.01	
4/12/2017									0.028
6/26/2017		0.048	0.037	0.022		0.036	0.058	0.011	
6/27/2017					0.024				0.034
3/26/2018		0.053	0.036	0.022		0.035			
3/27/2018					0.024		0.061	0.01	0.031
6/5/2018		0.058	0.038	0.022	0.024			0.011	
6/6/2018						0.036	0.058		0.027
10/5/2018		0.058	0.036	0.024		0.035			
10/8/2018					0.024		0.064	0.011	
10/9/2018									0.032
2/18/2019		0.046	0.035				0.057		
2/19/2019				0.019	0.022	0.033		0.0094	
2/20/2019									0.036
3/28/2019					0.022	0.036	0.061	0.0097	
3/29/2019		0.044	0.039	0.021					
4/1/2019									0.039
9/12/2019								0.012	
9/13/2019				0.025					
9/16/2019		0.048	0.045		0.028	0.041	0.068		
9/17/2019									0.029
2/13/2020		0.042	0.043	0.025					
2/17/2020					0.026			0.01	
2/18/2020						0.04	0.069		
2/19/2020									0.027
3/17/2020			0.039		0.025	0.037		0.01	
3/18/2020		0.046		0.023			0.071		
3/25/2020									0.036
9/14/2020		0.043	0.038	0.024	0.026	0.039	0.068	0.011	0.027
2/9/2021		0.043	0.037	0.023	0.025	0.035	0.065	0.01	0.028
3/30/2021		0.047	0.039	0.022					
3/31/2021						0.041	0.068	0.011	0.036
4/7/2021					0.026				
8/17/2021		0.047	0.038		0.027		0.066		
8/18/2021				0.025		0.036		0.011	
8/19/2021									0.025

Time Series

Constituent: Barium (mg/L) Analysis Run 6/24/2024 10:53 AM

Plant Scherer Client: Southern Company Data: Scherer AP

	PZ-69I	SGWA-1 (bg)	SGWA-2 (bg)	SGWA-24 (bg)	SGWA-25 (bg)	SGWA-3 (bg)	SGWA-4 (bg)	SGWA-5 (bg)	SGWC-10
2/9/2022		0.044	0.039		0.026	0.041	0.069	0.011	
2/10/2022	0.14			0.025					
2/11/2022									0.025
8/17/2022		0.046	0.04						
8/18/2022				0.023	0.022	0.035	0.071	0.011	
8/19/2022									0.027
8/24/2022	0.13								
2/21/2023		0.049				0.045		0.012	
2/22/2023			0.038				0.078		0.038
2/23/2023				0.028	0.026				
2/24/2023	0.16								
8/1/2023		0.047	0.038					0.013	
8/2/2023	0.17								
8/7/2023						0.036	0.077		0.032
8/8/2023				0.027	0.024				
2/20/2024		0.045	0.048				0.091		
2/21/2024				0.028		0.042		0.012	
2/23/2024	0.19								0.036
2/27/2024					0.028				

Time Series

Constituent: Barium (mg/L) Analysis Run 6/24/2024 10:53 AM

Plant Scherer Client: Southern Company Data: Scherer AP

	SGWC-11	SGWC-12	SGWC-13	SGWC-14	SGWC-15	SGWC-16	SGWC-17	SGWC-18	SGWC-19
5/11/2016	0.038	0.0324							
5/12/2016			0.0198	0.067	0.041	0.0163	0.0157		
5/13/2016								0.0138	0.0507
6/28/2016	0.0363	0.0321	0.0208	0.0668	0.0435	0.0165			
6/29/2016							0.0161 (J)		0.0485
6/30/2016								0.0145 (J)	
8/17/2016	0.033								
8/18/2016		0.03	0.022	0.06	0.043	0.017	0.016		
8/22/2016								0.014	0.044
10/17/2016	0.035	0.032	0.024	0.06					
10/18/2016					0.041	0.017			0.042
10/19/2016							0.021 (D)	0.016	
12/6/2016	0.035	0.032	0.025						
12/7/2016				0.063	0.042	0.017	0.018	0.015	
12/8/2016									0.045
2/15/2017	0.036	0.036	0.026	0.061	0.038		0.02		
2/16/2017						0.017		0.013	0.04
4/12/2017	0.038	0.037	0.029	0.062	0.038				
4/13/2017						0.019	0.019	0.012	0.037
6/27/2017	0.042	0.042	0.031	0.06	0.041	0.02	0.019		
6/28/2017								0.012	0.04
3/27/2018	0.039	0.043	0.029	0.055	0.035	0.021	0.02		
3/28/2018								0.029	0.034
6/6/2018	0.041	0.048							
6/7/2018			0.032	0.057	0.035	0.022	0.02		
6/8/2018								0.032	0.035
10/8/2018		0.049	0.033	0.053		0.025	0.021		
10/9/2018									0.037
10/16/2018	0.037				0.031				
10/18/2018								0.033	
2/20/2019	0.044	0.054	0.041	0.053	0.036	0.027	0.023	0.034	0.036
4/1/2019	0.041	0.051	0.038	0.054	0.034				
4/2/2019						0.023	0.02	0.028	0.03
9/16/2019	0.045	0.052							
9/17/2019			0.036	0.048	0.034	0.029	0.025	0.026	0.035
2/18/2020	0.044								
2/19/2020		0.053	0.033	0.047	0.031	0.029	0.022		0.034
2/20/2020								0.023	
3/23/2020									0.032
3/24/2020							0.024		
3/25/2020	0.046								
3/26/2020		0.051						0.02	
3/27/2020			0.034	0.049	0.028	0.027			
9/14/2020	0.042	0.057	0.039						
9/15/2020				0.05	0.031	0.031	0.025	0.02	0.034
2/9/2021	0.043	0.058	0.036	0.046	0.029	0.03			
2/10/2021							0.023	0.016	0.031
3/30/2021								0.015	0.03
3/31/2021					0.028				
4/1/2021						0.029	0.022		
4/6/2021				0.048					
4/7/2021	0.046	0.058	0.037						

Time Series

Constituent: Barium (mg/L) Analysis Run 6/24/2024 10:53 AM

Plant Scherer Client: Southern Company Data: Scherer AP

	SGWC-11	SGWC-12	SGWC-13	SGWC-14	SGWC-15	SGWC-16	SGWC-17	SGWC-18	SGWC-19
8/18/2021							0.024	0.022	
8/19/2021	0.045		0.036	0.042	0.027	0.029			0.027
8/20/2021		0.057							
2/10/2022	0.045	0.057				0.034		0.013	
2/11/2022			0.034		0.027		0.025		0.032
2/14/2022				0.047					
8/18/2022	0.044	0.056	0.036						
8/19/2022				0.048	0.025				
8/22/2022									0.023
8/23/2022								0.012	
8/31/2022						0.033	0.033		
2/22/2023	0.044						0.024	0.0098 (J)	0.022
2/23/2023		0.058	0.035	0.038	0.023	0.035			
8/2/2023	0.048		0.036						
8/7/2023		0.053			0.031		0.026	0.0092 (J)	0.022
8/8/2023				0.045		0.043			
2/20/2024									0.024
2/23/2024	0.062	0.073	0.043						
2/26/2024					0.028	0.05	0.029		
2/27/2024				0.042				0.01	

Time Series

Constituent: Barium (mg/L) Analysis Run 6/24/2024 10:53 AM

Plant Scherer Client: Southern Company Data: Scherer AP

	SGWC-20	SGWC-21	SGWC-22	SGWC-23	SGWC-6	SGWC-7	SGWC-8	SGWC-9
5/11/2016					0.0933	0.295	0.251	0.0494
5/12/2016	0.0436	0.0914	0.1	0.0959				
6/27/2016					0.101	0.353	0.205	
6/29/2016	0.0466	0.0933	0.0991	0.0957				0.0535
8/17/2016					0.094	0.29	0.16	
8/19/2016			0.096	0.093				
8/22/2016	0.038	0.086						0.049
10/17/2016					0.11		0.17	
10/18/2016	0.039	0.093	0.096	0.093		0.29		0.049
12/6/2016					0.11	0.31	0.16	
12/7/2016		0.096	0.09	0.09				0.048
12/8/2016	0.038							
2/14/2017					0.056	0.3	0.18	
2/15/2017				0.09				
2/16/2017	0.034	0.091	0.091					0.056
4/12/2017					0.048	0.3	0.18	
4/13/2017	0.028	0.088	0.091	0.081				0.063
6/27/2017					0.058	0.36	0.18	0.067
6/28/2017	0.03	0.094	0.1	0.085				
3/27/2018				0.076	0.021	0.27	0.17	
3/28/2018	0.027	0.09	0.084					0.069
6/6/2018					0.014	0.24	0.18	0.069
6/7/2018	0.029	0.092	0.084	0.082				
10/8/2018		0.092	0.084	0.077	0.069			
10/9/2018						0.28	0.17	0.077
10/18/2018	0.027							
2/19/2019			0.075	0.064				
2/20/2019	0.03	0.1			0.052	0.28	0.2	0.077
4/1/2019						0.24	0.19	0.071
4/2/2019	0.023	0.087	0.076	0.068	0.069			
9/16/2019					0.13			0.077
9/17/2019	0.025	0.097				0.23	0.19	
9/18/2019			0.078	0.068				
2/18/2020	0.023	0.11	0.085	0.065	0.083	0.25	0.17	
2/19/2020								0.065
3/23/2020	0.024	0.1						
3/24/2020			0.081	0.065				
3/25/2020					0.12		0.19	0.066
3/26/2020						0.23		
9/14/2020					0.14	0.27	0.18	0.059
9/15/2020	0.024	0.13	0.083	0.064				
2/9/2021					0.12	0.26	0.18	0.054
2/10/2021	0.023	0.12	0.078	0.066				
3/30/2021	0.021	0.12						
3/31/2021			0.072	0.059				0.061
4/1/2021					0.12	0.26	0.17	
8/18/2021		0.12	0.074	0.056	0.13	0.24	0.16	
8/19/2021	0.02							0.043
2/9/2022					0.13	0.21		
2/10/2022			0.07	0.064			0.18	0.047
2/11/2022	0.022	0.11						
8/18/2022						0.2	0.16	0.05

Time Series

Constituent: Barium (mg/L) Analysis Run 6/24/2024 10:53 AM

Plant Scherer Client: Southern Company Data: Scherer AP

	SGWC-20	SGWC-21	SGWC-22	SGWC-23	SGWC-6	SGWC-7	SGWC-8	SGWC-9
8/19/2022					0.15			
8/22/2022	0.021	0.1	0.075	0.056				
2/22/2023	0.018				0.12	0.22	0.13	0.044
2/23/2023		0.1	0.082	0.06				
8/1/2023					0.14			
8/7/2023	0.02		0.074					0.049
8/8/2023		0.12		0.058		0.24	0.13	
2/20/2024					0.13			
2/21/2024			0.075	0.056		0.22	0.12	0.046
2/26/2024	0.021							
2/27/2024		0.12						

Time Series

Constituent: Beryllium (mg/L) Analysis Run 6/24/2024 10:53 AM

Plant Scherer Client: Southern Company Data: Scherer AP

	PZ-13S	PZ-14S	PZ-17I	PZ-39S	PZ-40I	PZ-41S	PZ-42I	PZ-43S	PZ-44I
10/16/2018									<0.0025
10/17/2018				<0.0025					
10/18/2018			<0.0025		<0.0025	<0.0025	<0.0025	<0.0025	
2/8/2022	<0.0025	<0.0025							
2/9/2022			<0.0025	<0.0025		<0.0025	<0.0025	<0.0025	<0.0025
2/10/2022					<0.0025				
8/22/2022							<0.0025		
8/23/2022		<0.0025		<0.0025	<0.0025				
8/24/2022	<0.0025		<0.0025			<0.0025		<0.0025	<0.0025
2/23/2023	<0.0025	<0.0025	<0.0025			<0.0025	<0.0025		
2/24/2023				<0.0025	<0.0025			<0.0025	
2/28/2023									<0.0025
8/1/2023		<0.0025	<0.0025		<0.0025				
8/2/2023	<0.0025			<0.0025		<0.0025	<0.0025	<0.0025	<0.0025
2/21/2024	<0.0025								
2/23/2024									<0.0025
2/26/2024			<0.0025						
2/27/2024				<0.0025	<0.0025	<0.0025	<0.0025	<0.0025	
2/28/2024		<0.0025							

ND substitution: RL or RL/2 if <15% NDs.

Time Series

Constituent: Beryllium (mg/L) Analysis Run 6/24/2024 10:53 AM

Plant Scherer Client: Southern Company Data: Scherer AP

	PZ-69I	SGWA-1 (bg)	SGWA-2 (bg)	SGWA-24 (bg)	SGWA-25 (bg)	SGWA-3 (bg)	SGWA-4 (bg)	SGWA-5 (bg)	SGWC-10
5/10/2016		<0.0025	<0.0025	<0.0025	<0.0025	<0.0025		<0.0025	
5/11/2016							<0.0025		<0.0025
6/23/2016		0.0002 (J)	<0.0025	<0.0025				<0.0025	
6/24/2016						<0.0025	<0.0025		
6/27/2016					<0.0025				
6/28/2016									<0.0025
8/16/2016		<0.0025	<0.0025	<0.0025		<0.0025		<0.0025	
8/17/2016					<0.0025		<0.0025		<0.0025
10/13/2016		<0.0025		<0.0025					
10/14/2016			<0.0025		<0.0025	<0.0025		<0.0025	
10/17/2016							<0.0025		<0.0025
12/5/2016				<0.0025					
12/6/2016		<0.0025	<0.0025		<0.0025	<0.0025	<0.0025	<0.0025	<0.0025
2/14/2017		<0.0025	<0.0025	<0.0025	<0.0025	<0.0025	<0.0025	<0.0025	
2/15/2017									<0.0025
4/10/2017				<0.0025					
4/11/2017		<0.0025	<0.0025		<0.0025	<0.0025	<0.0025	<0.0025	
4/12/2017									<0.0025
6/26/2017		<0.0025	<0.0025	<0.0025		<0.0025	<0.0025	<0.0025	
6/27/2017					<0.0025				<0.0025
3/26/2018		<0.0025	<0.0025	<0.0025		<0.0025			
3/27/2018					<0.0025		<0.0025	<0.0025	<0.0025
6/5/2018		<0.0025	<0.0025	<0.0025	<0.0025			<0.0025	
6/6/2018						<0.0025	<0.0025		<0.0025
10/5/2018		<0.0025	<0.0025	<0.0025		<0.0025			
10/8/2018					<0.0025		<0.0025	<0.0025	
10/9/2018									<0.0025
2/18/2019		<0.0025	<0.0025				<0.0025		
2/19/2019				<0.0025	<0.0025	<0.0025		<0.0025	
2/20/2019									<0.0025
3/28/2019					<0.0025	<0.0025	<0.0025	<0.0025	
3/29/2019		<0.0025	<0.0025	<0.0025					
4/1/2019									<0.0025
9/12/2019								<0.0025	
9/13/2019				<0.0025					
9/16/2019		0.00028 (J)	<0.0025		<0.0025	<0.0025	<0.0025		
9/17/2019									<0.0025
2/13/2020		0.00031 (J)	<0.0025	<0.0025					
2/17/2020					<0.0025			<0.0025	
2/18/2020						<0.0025	<0.0025		
2/19/2020									0.00026 (J)
3/17/2020			<0.0025		<0.0025	<0.0025		<0.0025	
3/18/2020		0.00029 (J)		<0.0025			0.00018 (J)		
3/25/2020									<0.0025
9/14/2020		0.00051 (J)	<0.0025	<0.0025	<0.0025	<0.0025	<0.0025	<0.0025	<0.0025
2/9/2021		<0.0025	<0.0025	<0.0025	<0.0025	<0.0025	<0.0025	<0.0025	<0.0025
3/30/2021		0.00025 (J)	<0.0025	<0.0025					
3/31/2021						<0.0025	<0.0025	<0.0025	<0.0025
4/7/2021					<0.0025				
8/17/2021		0.00029 (J)	<0.0025		<0.0025		<0.0025		
8/18/2021				<0.0025		<0.0025		<0.0025	
8/19/2021									<0.0025

ND substitution: RL or RL/2 if <15% NDs.

Time Series

Constituent: Beryllium (mg/L) Analysis Run 6/24/2024 10:53 AM

Plant Scherer Client: Southern Company Data: Scherer AP

	PZ-69I	SGWA-1 (bg)	SGWA-2 (bg)	SGWA-24 (bg)	SGWA-25 (bg)	SGWA-3 (bg)	SGWA-4 (bg)	SGWA-5 (bg)	SGWC-10
2/9/2022		<0.0025	<0.0025		<0.0025	<0.0025	<0.0025	<0.0025	
2/10/2022	<0.0025			<0.0025					
2/11/2022									<0.0025
8/17/2022		0.00027 (J)	<0.0025						
8/18/2022				<0.0025	<0.0025	<0.0025	<0.0025	<0.0025	
8/19/2022									<0.0025
8/24/2022	<0.0025								
2/21/2023		0.00036 (J)				<0.0025		<0.0025	
2/22/2023			<0.0025				<0.0025		<0.0025
2/23/2023				<0.0025	<0.0025				
2/24/2023	<0.0025								
8/1/2023		0.00031 (J)	<0.0025					<0.0025	
8/2/2023	<0.0025								
8/7/2023						<0.0025	<0.0025		<0.0025
8/8/2023				<0.0025	<0.0025				
2/20/2024		0.00032 (J)	<0.0025				<0.0025		
2/21/2024				<0.0025		<0.0025		<0.0025	
2/23/2024	<0.0025								<0.0025
2/27/2024					<0.0025				

ND substitution: RL or RL/2 if <15% NDs.

Time Series

Constituent: Beryllium (mg/L) Analysis Run 6/24/2024 10:53 AM

Plant Scherer Client: Southern Company Data: Scherer AP

	SGWC-11	SGWC-12	SGWC-13	SGWC-14	SGWC-15	SGWC-16	SGWC-17	SGWC-18	SGWC-19
5/11/2016	<0.0025	<0.0025							
5/12/2016			<0.0025	<0.0025	<0.0025	<0.0025	<0.0025		
5/13/2016								<0.0025	<0.0025
6/28/2016	<0.0025	<0.0025	<0.0025	<0.0025	0.0003 (J)	<0.0025			
6/29/2016							<0.0025		0.0002 (J)
6/30/2016								0.0003 (J)	
8/17/2016	<0.0025								
8/18/2016		<0.0025	<0.0025	<0.0025	0.00037 (J)	<0.0025	<0.0025		
8/22/2016								<0.0025	<0.0025
10/17/2016	<0.0025	<0.0025	<0.0025	<0.0025					
10/18/2016					<0.0025	<0.0025			<0.0025
10/19/2016							<0.0025	<0.0025	
12/6/2016	<0.0025	<0.0025	<0.0025						
12/7/2016				<0.0025	<0.0025	<0.0025	<0.0025	<0.0025	
12/8/2016									<0.0025
2/15/2017	<0.0025	<0.0025	<0.0025	<0.0025	0.00037 (J)		<0.0025		
2/16/2017						<0.0025		<0.0025	<0.0025
4/12/2017	<0.0025	<0.0025	<0.0025	<0.0025	0.00035 (J)				
4/13/2017						<0.0025	<0.0025	<0.0025	<0.0025
6/27/2017	<0.0025	<0.0025	<0.0025	<0.0025	0.0004 (J)	<0.0025	<0.0025		
6/28/2017								<0.0025	<0.0025
3/27/2018	<0.0025	<0.0025	<0.0025	<0.0025	0.00041 (J)	<0.0025	<0.0025		
3/28/2018								0.00036 (J)	<0.0025
6/6/2018	<0.0025	<0.0025							
6/7/2018			<0.0025	<0.0025	0.00038 (J)	<0.0025	<0.0025		
6/8/2018								0.00035 (J)	<0.0025
10/8/2018		<0.0025	<0.0025	<0.0025		<0.0025	<0.0025		
10/9/2018									<0.0025
10/16/2018	<0.0025				0.0004 (J)				
10/18/2018								<0.0025	
2/20/2019	<0.0025	<0.0025	<0.0025	<0.0025	0.00042 (J)	<0.0025	<0.0025	0.00033 (J)	0.00016 (J)
4/1/2019	<0.0025	<0.0025	<0.0025	<0.0025	0.00034 (J)				
4/2/2019						<0.0025	<0.0025	<0.0025	<0.0025
9/16/2019	<0.0025	<0.0025							
9/17/2019			<0.0025	<0.0025	0.00046 (J)	<0.0025	<0.0025	0.00035 (J)	<0.0025
2/18/2020	<0.0025								
2/19/2020		<0.0025	<0.0025	<0.0025	0.00045 (J)	<0.0025	<0.0025		<0.0025
2/20/2020								0.00049 (J)	
3/23/2020									<0.0025
3/24/2020							<0.0025		
3/25/2020	<0.0025								
3/26/2020		<0.0025						0.00033 (J)	
3/27/2020			<0.0025	0.00053 (J)	0.00059 (J)	<0.0025			
9/14/2020	<0.0025	<0.0025	<0.0025						
9/15/2020				0.0002 (J)	0.00053 (J)	<0.0025	<0.0025	0.0003 (J)	0.00018 (J)
2/9/2021	<0.0025	<0.0025	<0.0025	<0.0025	0.00044 (J)	<0.0025			
2/10/2021							0.00028 (J)	0.00036 (J)	0.00019 (J)
3/30/2021								0.00025 (J)	0.00018 (J)
3/31/2021					0.00045 (J)				
4/1/2021						<0.0025	<0.0025		
4/6/2021				<0.0025					
4/7/2021	<0.0025	<0.0025	<0.0025						

ND substitution: RL or RL/2 if <15% NDs.

Time Series

Constituent: Beryllium (mg/L) Analysis Run 6/24/2024 10:53 AM

Plant Scherer Client: Southern Company Data: Scherer AP

	SGWC-11	SGWC-12	SGWC-13	SGWC-14	SGWC-15	SGWC-16	SGWC-17	SGWC-18	SGWC-19
8/18/2021							<0.0025	0.00035 (J)	
8/19/2021	<0.0025		<0.0025	<0.0025	0.00033 (J)	<0.0025			<0.0025
8/20/2021		<0.0025							
2/10/2022	<0.0025	<0.0025				<0.0025		<0.0025	
2/11/2022			<0.0025		0.0004 (J)		<0.0025		<0.0025
2/14/2022				<0.0025					
8/18/2022	<0.0025	<0.0025	<0.0025						
8/19/2022				<0.0025	0.00039 (J)				
8/22/2022									<0.0025
8/23/2022								<0.0025	
8/31/2022						<0.0025	<0.0025		
2/22/2023	<0.0025						<0.0025	<0.0025	<0.0025
2/23/2023		<0.0025	<0.0025	<0.0025	0.00038 (J)	<0.0025			
8/2/2023	<0.0025		<0.0025						
8/7/2023		<0.0025			0.00046 (J)		<0.0025	0.0002 (J)	<0.0025
8/8/2023				<0.0025		<0.0025			
2/20/2024									<0.0025
2/23/2024	<0.0025	<0.0025	<0.0025						
2/26/2024					0.00051 (J)	<0.0025	<0.0025		
2/27/2024				<0.0025				<0.0025	

ND substitution: RL or RL/2 if <15% NDs.

Time Series

Constituent: Beryllium (mg/L) Analysis Run 6/24/2024 10:53 AM

Plant Scherer Client: Southern Company Data: Scherer AP

	SGWC-20	SGWC-21	SGWC-22	SGWC-23	SGWC-6	SGWC-7	SGWC-8	SGWC-9
5/11/2016					<0.0025	<0.0025	<0.0025	<0.0025
5/12/2016	0.000742 (J)	<0.0025	<0.0025	<0.0025				
6/27/2016					<0.0025	<0.0025	<0.0025	
6/29/2016	0.0007 (J)	<0.0025	<0.0025	<0.0025				<0.0025
8/17/2016					<0.0025	<0.0025	<0.0025	
8/19/2016			<0.0025	<0.0025				
8/22/2016	0.00074 (J)	<0.0025						<0.0025
10/17/2016					<0.0025		<0.0025	
10/18/2016	0.00075 (J)	<0.0025	<0.0025	<0.0025		<0.0025		<0.0025
12/6/2016					<0.0025	<0.0025	<0.0025	
12/7/2016		<0.0025	<0.0025	<0.0025				<0.0025
12/8/2016	0.00093 (J)							
2/14/2017					<0.0025	<0.0025	<0.0025	
2/15/2017				<0.0025				
2/16/2017	0.00091 (J)	<0.0025	<0.0025					<0.0025
4/12/2017					<0.0025	<0.0025	<0.0025	
4/13/2017	0.00065 (J)	<0.0025	<0.0025	<0.0025				<0.0025
6/27/2017					<0.0025	<0.0025	<0.0025	<0.0025
6/28/2017	0.00073 (J)	<0.0025	<0.0025	<0.0025				
3/27/2018				<0.0025	<0.0025	<0.0025	<0.0025	
3/28/2018	0.00079 (J)	<0.0025	<0.0025					<0.0025
6/6/2018					<0.0025	<0.0025	<0.0025	<0.0025
6/7/2018	0.00086 (J)	<0.0025	<0.0025	<0.0025				
10/8/2018		<0.0025	<0.0025	<0.0025	<0.0025			
10/9/2018						<0.0025	<0.0025	<0.0025
10/18/2018	0.00079 (J)							
2/19/2019			<0.0025	<0.0025				
2/20/2019	0.00077 (J)	<0.0025			<0.0025	<0.0025	<0.0025	<0.0025
4/1/2019						<0.0025	<0.0025	<0.0025
4/2/2019	0.00043 (J)	<0.0025	<0.0025	<0.0025	<0.0025			
9/16/2019					<0.0025			<0.0025
9/17/2019	0.00057 (J)	<0.0025				<0.0025	0.00019 (J)	
9/18/2019			<0.0025	<0.0025				
2/18/2020	0.00052 (J)	<0.0025	<0.0025	<0.0025	<0.0025	<0.0025	<0.0025	
2/19/2020								<0.0025
3/23/2020	0.00077 (J)	<0.0025						
3/24/2020			<0.0025	<0.0025				
3/25/2020					0.0002 (J)		0.0003 (J)	<0.0025
3/26/2020						<0.0025		
9/14/2020					<0.0025	<0.0025	<0.0025	<0.0025
9/15/2020	0.00078 (J)	<0.0025	0.00033 (J)	<0.0025				
2/9/2021					<0.0025	<0.0025	<0.0025	<0.0025
2/10/2021	0.0009 (J)	<0.0025	<0.0025	<0.0025				
3/30/2021	0.00058 (J)	<0.0025						
3/31/2021			<0.0025	<0.0025				<0.0025
4/1/2021					<0.0025	<0.0025	<0.0025	
8/18/2021		<0.0025	<0.0025	<0.0025	<0.0025	<0.0025	<0.0025	
8/19/2021	0.00091 (J)							<0.0025
2/9/2022					<0.0025	<0.0025		
2/10/2022			<0.0025	<0.0025			<0.0025	<0.0025
2/11/2022	0.00074 (J)	<0.0025						
8/18/2022						<0.0025	<0.0025	<0.0025

ND substitution: RL or RL/2 if <15% NDs.

Time Series

Constituent: Beryllium (mg/L) Analysis Run 6/24/2024 10:53 AM

Plant Scherer Client: Southern Company Data: Scherer AP

	SGWC-20	SGWC-21	SGWC-22	SGWC-23	SGWC-6	SGWC-7	SGWC-8	SGWC-9
8/19/2022					<0.0025			
8/22/2022	0.00062 (J)	<0.0025	<0.0025	<0.0025				
2/22/2023	0.00044 (J)				<0.0025	<0.0025	<0.0025	<0.0025
2/23/2023		<0.0025	<0.0025	<0.0025				
8/1/2023					<0.0025			
8/7/2023	0.00052 (J)		<0.0025					<0.0025
8/8/2023		<0.0025		<0.0025		<0.0025	<0.0025	
2/20/2024					<0.0025			
2/21/2024			<0.0025	<0.0025		0.00033 (J)	<0.0025	<0.0025
2/26/2024	0.001 (J)							
2/27/2024		<0.0025						

ND substitution: RL or RL/2 if <15% NDs.

Time Series

Constituent: Boron, total (mg/L) Analysis Run 6/24/2024 10:53 AM

Plant Scherer Client: Southern Company Data: Scherer AP

	PZ-13S	PZ-14S	PZ-17I	PZ-39S	PZ-40I	PZ-41S	PZ-42I	PZ-43S	PZ-44I
10/16/2018									<0.08
10/17/2018				<0.08					
10/18/2018			0.067		3.8	3.5	2.6	0.82	
2/13/2020						3.4			
4/5/2021						3.2			
8/19/2021						2.2			
2/8/2022	<0.08	<0.08							
2/9/2022			0.16	<0.08		3.2	2.7	0.9	<0.08
2/10/2022					4.1				
8/22/2022							2.7		
8/23/2022		<0.08		<0.08	4.8				
8/24/2022	<0.08		0.2			3.2		1.1	0.083
2/23/2023	<0.08	<0.08	0.2			3.8	3		
2/24/2023				0.51	4.2			1.1	
2/28/2023									<0.08
8/1/2023		0.031 (J)	0.2		4.9				
8/2/2023	<0.08			<0.08		3.5	2.9	1	0.037 (J)
2/21/2024	<0.08								
2/23/2024									<0.08
2/26/2024			0.19						
2/27/2024				<0.08	4.3	3.7	3	1.1	
2/28/2024		0.075 (J)							

ND substitution: RL or RL/2 if <15% NDs.

Time Series

Constituent: Boron, total (mg/L) Analysis Run 6/24/2024 10:53 AM

Plant Scherer Client: Southern Company Data: Scherer AP

	PZ-69I	SGWA-1 (bg)	SGWA-2 (bg)	SGWA-24 (bg)	SGWA-25 (bg)	SGWA-3 (bg)	SGWA-4 (bg)	SGWA-5 (bg)	SGWC-10
5/10/2016		<0.08	<0.08	<0.08	<0.08	<0.08		<0.08	
5/11/2016							<0.08		0.0275 (J)
6/23/2016		<0.08	<0.08	<0.08				<0.08	
6/24/2016						0.0109 (J)	0.0067 (J)		
6/27/2016					0.0052 (J)				
6/28/2016									0.035 (J)
8/16/2016		<0.08	<0.08	<0.08		<0.08		<0.08	
8/17/2016					<0.08		<0.08		0.028 (J)
10/13/2016		<0.08		<0.08					
10/14/2016			<0.08		<0.08	<0.08		<0.08	
10/17/2016							<0.08		0.032 (J)
12/5/2016				<0.08					
12/6/2016		<0.08	<0.08		<0.08	<0.08	<0.08	<0.08	<0.05
2/14/2017		<0.08	<0.08	<0.08	<0.08	<0.08	<0.08	<0.08	
2/15/2017									0.035 (J)
4/10/2017				<0.08					
4/11/2017		<0.08	<0.08		<0.08	<0.08	<0.08	<0.08	
4/12/2017									0.052
6/26/2017		<0.08	<0.08	<0.08		<0.08	<0.08	<0.08	
6/27/2017					<0.08				<0.05
10/10/2017		<0.08	<0.08	<0.08					
10/11/2017					<0.08	<0.08	<0.08	<0.08	
10/12/2017									0.049 (J)
6/5/2018		<0.08	<0.08	<0.08	<0.08			<0.08	
6/6/2018						<0.08	<0.08		0.07
12/13/2018		<0.08	<0.08	<0.08	<0.08	<0.08	<0.08	<0.08	
12/17/2018									0.098
3/28/2019					<0.08	<0.08	<0.08	<0.08	
3/29/2019		<0.08	<0.08	<0.08					
4/1/2019									0.16
9/12/2019								<0.08	
9/13/2019				<0.08					
9/16/2019		0.13	0.089		<0.08	0.05	<0.08		
9/17/2019									0.077
3/17/2020			<0.08		<0.08	<0.08		<0.08	
3/18/2020		<0.08		<0.08			<0.08		
3/25/2020									0.12
9/14/2020		<0.08	<0.08	<0.08	<0.08	<0.08	<0.08	<0.08	0.082
3/30/2021		0.041 (J)	0.045 (J)	0.072 (J)					
3/31/2021						<0.08	<0.08	<0.08	0.15
4/7/2021					<0.08				
8/17/2021		<0.08	<0.08		<0.08		<0.08		
8/18/2021				<0.08		<0.08		<0.08	
8/19/2021									0.091
2/9/2022		<0.08	<0.08		<0.08	<0.08	<0.08	<0.08	
2/10/2022	0.44			<0.08					
2/11/2022									0.09
8/17/2022		<0.08	<0.08						
8/18/2022				<0.08	<0.08	0.072 (J)	<0.08	<0.08	
8/19/2022									0.083
8/24/2022	0.43								
2/21/2023		<0.08				<0.08		<0.08	

ND substitution: RL or RL/2 if <15% NDs.

Time Series

Constituent: Boron, total (mg/L) Analysis Run 6/24/2024 10:53 AM

Plant Scherer Client: Southern Company Data: Scherer AP

	PZ-69I	SGWA-1 (bg)	SGWA-2 (bg)	SGWA-24 (bg)	SGWA-25 (bg)	SGWA-3 (bg)	SGWA-4 (bg)	SGWA-5 (bg)	SGWC-10
2/22/2023			<0.08				<0.08		0.28
2/23/2023				0.18	0.1				
2/24/2023	0.76								
8/1/2023		0.029 (J)	0.044 (J)					0.057 (J)	
8/2/2023	0.47								
8/7/2023						<0.08	<0.08		0.19
8/8/2023				<0.08	<0.08				
2/20/2024		<0.08	<0.08				<0.08		
2/21/2024				<0.08		<0.08		<0.08	
2/23/2024	0.49								0.24
2/27/2024					0.023 (J)				

ND substitution: RL or RL/2 if <15% NDs.

Time Series

Constituent: Boron, total (mg/L) Analysis Run 6/24/2024 10:53 AM

Plant Scherer Client: Southern Company Data: Scherer AP

	SGWC-11	SGWC-12	SGWC-13	SGWC-14	SGWC-15	SGWC-16	SGWC-17	SGWC-18	SGWC-19
5/11/2016	0.242	<0.08							
5/12/2016			0.599	1.38	1.57	0.562	0.195		
5/13/2016								3.71	1.87
6/28/2016	0.245	0.0054 (J)	0.52	1.29	1.36	0.546			
6/29/2016							0.198 (J)		1.67
6/30/2016								3.8	
8/17/2016	0.26								
8/18/2016		<0.08	0.51	1.3	1.5	0.54	0.24		
8/22/2016								3.3	1.7
10/17/2016	0.25	<0.08	0.58	1.6					
10/18/2016					1.9	0.55			2.1
10/19/2016							0.37	4.5	
12/6/2016	0.27	<0.08	0.5						
12/7/2016				1.5	1.5	0.56	0.4	4.8	
12/8/2016									1.7
2/15/2017	0.28	<0.08	0.5	1.5	1.5		0.38		
2/16/2017						0.58		3.9	2.3
4/12/2017	0.29	<0.08	0.47	1.4	1.7				
4/13/2017						0.56	0.34	3.8	1.9
6/27/2017	0.29	<0.08	0.51	1.6	1.7	0.56	0.33		
6/28/2017								3.6	1.9
10/11/2017	0.31	<0.08	0.49	1.5					
10/12/2017					1.6	0.57	0.47	3.9	1.9
6/6/2018	0.37	<0.08							
6/7/2018			0.45	1.6	1.7	0.59	0.35		
6/8/2018								4.3	1.8
10/16/2018	0.35				1.5				
10/18/2018								4.9	
12/14/2018		<0.08	0.47	1.4			0.44		
12/17/2018						0.55			1.8
4/1/2019	0.46	<0.08	0.57	1.7	1.6				
4/2/2019						0.53	0.32	5.3	2
9/16/2019	0.39	<0.08							
9/17/2019			0.43	1.4	1.4	0.55	0.43	5	1.8
3/23/2020									1.7
3/24/2020							0.37		
3/25/2020	0.45								
3/26/2020		<0.08						6	
3/27/2020			0.49	1.5	1.4	0.59			
9/14/2020	0.43	<0.08	0.49						
9/15/2020				1.5	1.4	0.57	0.38	6.2	1.9
3/30/2021								6.4	1.9
3/31/2021					1.4				
4/1/2021						0.55	0.31		
4/6/2021				1.6					
4/7/2021	0.68	<0.08	0.59						
8/18/2021							0.32	6.6	
8/19/2021	0.54		0.59	1.7	1.6	0.72			2.1
8/20/2021		0.043 (J)							
2/10/2022	0.53	<0.08				0.63		6.4	
2/11/2022			0.48		1.2		0.27		1.7
2/14/2022				1.5					

ND substitution: RL or RL/2 if <15% NDs.

Time Series

Constituent: Boron, total (mg/L) Analysis Run 6/24/2024 10:53 AM

Plant Scherer Client: Southern Company Data: Scherer AP

	SGWC-11	SGWC-12	SGWC-13	SGWC-14	SGWC-15	SGWC-16	SGWC-17	SGWC-18	SGWC-19
8/18/2022	0.57	0.061 (J)	0.55						
8/19/2022				1.4	1.3				
8/22/2022									1.7
8/23/2022								6.8	
8/31/2022						0.67	0.31		
2/22/2023	0.75						0.34	8.1	2
2/23/2023		0.079 (J)	0.69	1.7	2.2	0.87			
8/2/2023	0.57		0.64						
8/7/2023		0.024 (J)			1.4		0.3	6.6	1.9
8/8/2023				1.6		0.73			
2/20/2024									2
2/23/2024	0.75	0.043 (J)	0.76						
2/26/2024					1.3	0.78	0.33		
2/27/2024				1.6				6.3	

Time Series

Constituent: Boron, total (mg/L) Analysis Run 6/24/2024 10:53 AM

Plant Scherer Client: Southern Company Data: Scherer AP

	SGWC-20	SGWC-21	SGWC-22	SGWC-23	SGWC-6	SGWC-7	SGWC-8	SGWC-9
5/11/2016					<0.08	0.0359 (J)	0.0678 (J)	1.54
5/12/2016	1.99	1.4	0.411	0.691				
6/27/2016					0.0051 (J)	0.0354 (J)	0.0767 (J)	
6/29/2016	1.88	1.25	0.373 (J)	0.557				1.52
8/17/2016					<0.08	0.039 (J)	0.067	
8/19/2016			0.37	0.58				
8/22/2016	2	1.3						1.6
10/17/2016					<0.08		0.059	
10/18/2016	2.5	1.7	0.41	0.68		0.039 (J)		2.4
12/6/2016					<0.08	0.03 (J)	0.054	
12/7/2016		1.3	0.36	0.6				1.6
12/8/2016	1.9							
2/14/2017					<0.08	0.031 (J)	0.063	
2/15/2017				0.82				
2/16/2017	2.3	1.4	0.38 (J)					1.6
4/12/2017					<0.08	0.039 (J)	0.068	
4/13/2017	2	1.4	0.4	0.54				1.7
6/27/2017					<0.08	0.028 (J)	0.067	1.8
6/28/2017	2.3	1.4	0.35	0.59				
10/11/2017					<0.08	0.026 (J)		
10/12/2017	2.6	1.4	0.4	0.54			0.075	1.8
6/6/2018					<0.08	<0.08	0.059	1.8
6/7/2018	2.1	1.4	0.41	0.71				
10/18/2018	2.3							
12/14/2018					<0.08	<0.08	0.064	
12/17/2018		1.2	0.4	0.6				1.6
4/1/2019						0.025 (J)	0.076	1.7
4/2/2019	2	1.2	0.44	0.52	<0.08			
9/16/2019					0.04 (J)			1.6
9/17/2019	1.8	1.1				<0.08	0.11	
9/18/2019			0.52	0.54				
3/23/2020	1.9	0.83						
3/24/2020			0.34	0.55				
3/25/2020					<0.08		0.089	1.6
3/26/2020						0.055 (J)		
9/14/2020					<0.08	<0.08	0.1	1.7
9/15/2020	1.8	1.2	0.5	0.38				
3/30/2021	1.6	1.1						
3/31/2021			0.47	0.51				1.5
4/1/2021					<0.08	0.069 (J)	0.14	
8/18/2021		1.1	0.44	0.42	<0.08	0.047 (J)	0.14	
8/19/2021	1.9							1.5
2/9/2022					<0.08	<0.08		
2/10/2022			0.54	0.45			0.16	1.3
2/11/2022	1.5	1						
8/18/2022						0.1	0.14	1.4
8/19/2022					<0.08			
8/22/2022	1.6	1.2	0.57	0.46				
2/22/2023	1.7				<0.08	0.064 (J)	0.11	1.6
2/23/2023		1.3	0.63	0.81				
8/1/2023					0.037 (J)			
8/7/2023	1.8		0.52					1.6

ND substitution: RL or RL/2 if <15% NDs.

Time Series

Constituent: Boron, total (mg/L) Analysis Run 6/24/2024 10:53 AM

Plant Scherer Client: Southern Company Data: Scherer AP

	SGWC-20	SGWC-21	SGWC-22	SGWC-23	SGWC-6	SGWC-7	SGWC-8	SGWC-9
8/8/2023		1.2		0.41		<0.08	0.046 (J)	
2/20/2024					<0.08			
2/21/2024			0.45	0.47		<0.08	0.036 (J)	1.6
2/26/2024	1.7							
2/27/2024		1.2						

ND substitution: RL or RL/2 if <15% NDs.

Time Series

Constituent: Cadmium (mg/L) Analysis Run 6/24/2024 10:53 AM

Plant Scherer Client: Southern Company Data: Scherer AP

	PZ-13S	PZ-14S	PZ-17I	PZ-39S	PZ-40I	PZ-41S	PZ-42I	PZ-43S	PZ-44I
2/8/2022	<0.0025	<0.0025							
2/9/2022			<0.0025	<0.0025		<0.0025	<0.0025	<0.0025	<0.0025
2/10/2022					<0.0025				
8/22/2022							<0.0025		
8/23/2022		<0.0025		<0.0025	<0.0025				
8/24/2022	<0.0025		<0.0025			<0.0025		<0.0025	<0.0025
2/23/2023	<0.0025	<0.0025	<0.0025			<0.0025	<0.0025		
2/24/2023				<0.0025	<0.0025			<0.0025	
2/28/2023									<0.0025
8/1/2023		<0.0025	<0.0025		<0.0025				
8/2/2023	<0.0025			<0.0025		<0.0025	<0.0025	<0.0025	<0.0025
2/21/2024	<0.0025								
2/23/2024									<0.0025
2/26/2024			<0.0025						
2/27/2024				<0.0025	<0.0025	<0.0025	<0.0025	<0.0025	
2/28/2024		<0.0025							

ND substitution: RL or RL/2 if <15% NDs.

Time Series

Constituent: Cadmium (mg/L) Analysis Run 6/24/2024 10:53 AM

Plant Scherer Client: Southern Company Data: Scherer AP

	PZ-69I	SGWA-1 (bg)	SGWA-2 (bg)	SGWA-24 (bg)	SGWA-25 (bg)	SGWA-3 (bg)	SGWA-4 (bg)	SGWA-5 (bg)	SGWC-10
5/10/2016		0.000156 (J)	<0.0025	<0.0025	<0.0025	<0.0025		<0.0025	
5/11/2016							<0.0025		<0.0025
6/23/2016		<0.0025	<0.0025	<0.0025				<0.0025	
6/24/2016						<0.0025	<0.0025		
6/27/2016					<0.0025				
6/28/2016									<0.0025
8/16/2016		<0.0025	<0.0025	<0.0025		<0.0025		<0.0025	
8/17/2016					<0.0025		<0.0025		<0.0025
10/13/2016		<0.0025		<0.0025					
10/14/2016			<0.0025		<0.0025	<0.0025		<0.0025	
10/17/2016							<0.0025		<0.0025
12/5/2016				<0.0025					
12/6/2016		<0.0025	<0.0025		<0.0025	<0.0025	<0.0025	<0.0025	<0.0025
2/14/2017		<0.0025	<0.0025	<0.0025	<0.0025	<0.0025	<0.0025	<0.0025	
2/15/2017									<0.0025
4/10/2017				<0.0025					
4/11/2017		<0.0025	<0.0025		<0.0025	<0.0025	<0.0025	0.0011 (J)	
4/12/2017									<0.0025
6/26/2017		<0.0025	<0.0025	<0.0025		<0.0025	<0.0025	<0.0025	
6/27/2017					<0.0025				<0.0025
3/26/2018		<0.0025	<0.0025	<0.0025		<0.0025			
3/27/2018					<0.0025		<0.0025	<0.0025	<0.0025
10/5/2018		<0.0025	<0.0025	<0.0025		<0.0025			
10/8/2018					<0.0025		<0.0025	<0.0025	
10/9/2018									<0.0025
2/18/2019		<0.0025	<0.0025				<0.0025		
2/19/2019				<0.0025	<0.0025	<0.0025		<0.0025	
2/20/2019									<0.0025
3/28/2019					<0.0025	<0.0025	<0.0025	<0.0025	
3/29/2019		<0.0025	<0.0025	<0.0025					
4/1/2019									<0.0025
9/12/2019								<0.0025	
9/13/2019				<0.0025					
9/16/2019		<0.0025	<0.0025		<0.0025	<0.0025	<0.0025		
9/17/2019									<0.0025
2/13/2020		<0.0025	<0.0025	<0.0025					
2/17/2020					<0.0025			<0.0025	
2/18/2020						<0.0025	<0.0025		
2/19/2020									<0.0025
3/17/2020			<0.0025		<0.0025	<0.0025		<0.0025	
3/18/2020		<0.0025		<0.0025			<0.0025		
3/25/2020									<0.0025
9/14/2020		<0.0025	<0.0025	<0.0025	<0.0025	<0.0025	<0.0025	<0.0025	<0.0025
2/9/2021		<0.0025	<0.0025	<0.0025	<0.0025	<0.0025	<0.0025	<0.0025	<0.0025
3/30/2021		<0.0025	<0.0025	<0.0025					
3/31/2021						<0.0025	<0.0025	<0.0025	<0.0025
4/7/2021					<0.0025				
8/17/2021		<0.0025	<0.0025		<0.0025		<0.0025		
8/18/2021				<0.0025		<0.0025		<0.0025	
8/19/2021									<0.0025
2/9/2022		<0.0025	<0.0025		<0.0025	<0.0025	<0.0025	<0.0025	
2/10/2022	<0.0025			<0.0025					

ND substitution: RL or RL/2 if <15% NDs.

Time Series

Constituent: Cadmium (mg/L) Analysis Run 6/24/2024 10:53 AM

Plant Scherer Client: Southern Company Data: Scherer AP

	PZ-69I	SGWA-1 (bg)	SGWA-2 (bg)	SGWA-24 (bg)	SGWA-25 (bg)	SGWA-3 (bg)	SGWA-4 (bg)	SGWA-5 (bg)	SGWC-10
2/11/2022									<0.0025
8/17/2022		<0.0025	<0.0025						
8/18/2022				<0.0025	<0.0025	<0.0025	<0.0025	<0.0025	
8/19/2022									<0.0025
8/24/2022	<0.0025								
2/21/2023		<0.0025				<0.0025		<0.0025	
2/22/2023			<0.0025				<0.0025		<0.0025
2/23/2023				<0.0025	<0.0025				
2/24/2023	<0.0025								
8/1/2023		<0.0025	<0.0025					<0.0025	
8/2/2023	<0.0025								
8/7/2023						<0.0025	<0.0025		<0.0025
8/8/2023				<0.0025	<0.0025				
2/20/2024		<0.0025	<0.0025				<0.0025		
2/21/2024				<0.0025		<0.0025		<0.0025	
2/23/2024	<0.0025								<0.0025
2/27/2024					<0.0025				

ND substitution: RL or RL/2 if <15% NDs.

Time Series

Constituent: Cadmium (mg/L) Analysis Run 6/24/2024 10:53 AM

Plant Scherer Client: Southern Company Data: Scherer AP

	SGWC-11	SGWC-12	SGWC-13	SGWC-14	SGWC-15	SGWC-16	SGWC-17	SGWC-18	SGWC-19
5/11/2016	<0.0025	<0.0025							
5/12/2016			<0.0025	0.000136 (J)	0.000265 (J)	<0.0025	<0.0025		
5/13/2016								0.00016 (J)	<0.0025
6/28/2016	<0.0025	<0.0025	<0.0025	<0.0025	0.0003 (J)	<0.0025			
6/29/2016							<0.0025		<0.0025
6/30/2016								0.0002 (J)	
8/17/2016	<0.0025								
8/18/2016		<0.0025	<0.0025	<0.0025	<0.0025	<0.0025	<0.0025		
8/22/2016								<0.0025	<0.0025
10/17/2016	<0.0025	<0.0025	<0.0025	<0.0025					
10/18/2016					<0.0025	<0.0025			<0.0025
10/19/2016							<0.0025	<0.0025	
12/6/2016	<0.0025	<0.0025	<0.0025						
12/7/2016				<0.0025	<0.0025	<0.0025	<0.0025	<0.0025	
12/8/2016									<0.0025
2/15/2017	<0.0025	<0.0025	<0.0025	<0.0025	0.00044 (J)		<0.0025		
2/16/2017						<0.0025		<0.0025	0.00036 (J)
4/12/2017	<0.0025	<0.0025	<0.0025	<0.0025	<0.0025				
4/13/2017						<0.0025	<0.0025	<0.0025	<0.0025
6/27/2017	<0.0025	<0.0025	<0.0025	<0.0025	<0.0025	<0.0025	<0.0025		
6/28/2017								<0.0025	<0.0025
3/27/2018	<0.0025	<0.0025	<0.0025	<0.0025	<0.0025	<0.0025	<0.0025		
3/28/2018								<0.0025	<0.0025
10/8/2018		<0.0025	<0.0025	<0.0025		<0.0025	<0.0025		
10/9/2018									<0.0025
10/16/2018	<0.0025				<0.0025				
10/18/2018								<0.0025	
2/20/2019	<0.0025	<0.0025	<0.0025	<0.0025	0.00033 (J)	<0.0025	<0.0025	0.00023 (J)	<0.0025
4/1/2019	<0.0025	<0.0025	<0.0025	<0.0025	<0.0025				
4/2/2019						<0.0025	<0.0025	<0.0025	<0.0025
9/16/2019	<0.0025	<0.0025							
9/17/2019			<0.0025	<0.0025	0.00034 (J)	<0.0025	<0.0025	0.00018 (J)	<0.0025
2/18/2020	<0.0025								
2/19/2020		<0.0025	<0.0025	<0.0025	0.0003 (J)	<0.0025	<0.0025		<0.0025
2/20/2020								0.00032 (J)	
3/23/2020									<0.0025
3/24/2020							<0.0025		
3/25/2020	<0.0025								
3/26/2020		<0.0025						<0.0025	
3/27/2020			<0.0025	0.00057 (J)	0.00042 (J)	<0.0025			
9/14/2020	<0.0025	<0.0025	<0.0025						
9/15/2020				<0.0025	0.00032 (J)	<0.0025	<0.0025	<0.0025	<0.0025
2/9/2021	<0.0025	<0.0025	<0.0025	<0.0025	0.0003 (J)	<0.0025			
2/10/2021							<0.0025	0.00035 (J)	<0.0025
3/30/2021								<0.0025	<0.0025
3/31/2021					0.00027 (J)				
4/1/2021						<0.0025	<0.0025		
4/6/2021				<0.0025					
4/7/2021	<0.0025	<0.0025	<0.0025						
8/18/2021							<0.0025	<0.0025	
8/19/2021	0.00022 (J)		<0.0025	<0.0025	0.00026 (J)	<0.0025			<0.0025
8/20/2021		<0.0025							

ND substitution: RL or RL/2 if <15% NDs.

Time Series

Constituent: Cadmium (mg/L) Analysis Run 6/24/2024 10:53 AM

Plant Scherer Client: Southern Company Data: Scherer AP

	SGWC-11	SGWC-12	SGWC-13	SGWC-14	SGWC-15	SGWC-16	SGWC-17	SGWC-18	SGWC-19
2/10/2022	<0.0025	<0.0025				<0.0025		<0.0025	
2/11/2022			<0.0025		0.00024 (J)		<0.0025		<0.0025
2/14/2022				<0.0025					
8/18/2022	<0.0025	<0.0025	<0.0025						
8/19/2022				<0.0025	0.00024 (J)				
8/22/2022									<0.0025
8/23/2022								<0.0025	
8/31/2022						<0.0025	<0.0025		
2/22/2023	<0.0025						<0.0025	<0.0025	<0.0025
2/23/2023		<0.0025	<0.0025	<0.0025	0.00023 (J)	<0.0025			
8/2/2023	<0.0025		<0.0025						
8/7/2023		<0.0025			0.00046 (J)		<0.0025	0.00024 (J)	0.0001 (J)
8/8/2023				0.00011 (J)		<0.0025			
2/20/2024									<0.0025
2/23/2024	<0.0025	<0.0025	<0.0025						
2/26/2024					0.00047 (J)	<0.0025	<0.0025		
2/27/2024				<0.0025				0.00032 (J)	

ND substitution: RL or RL/2 if <15% NDs.

Time Series

Constituent: Cadmium (mg/L) Analysis Run 6/24/2024 10:53 AM

Plant Scherer Client: Southern Company Data: Scherer AP

	SGWC-20	SGWC-21	SGWC-22	SGWC-23	SGWC-6	SGWC-7	SGWC-8	SGWC-9
5/11/2016					<0.0025	<0.0025	<0.0025	<0.0025
5/12/2016	0.000108 (J)	<0.0025	<0.0025	<0.0025				
6/27/2016					<0.0025	<0.0025	<0.0025	
6/29/2016	0.0001 (J)	<0.0025	<0.0025	<0.0025				<0.0025
8/17/2016					<0.0025	<0.0025	<0.0025	
8/19/2016			<0.0025	<0.0025				
8/22/2016	<0.0025	<0.0025						<0.0025
10/17/2016					<0.0025		<0.0025	
10/18/2016	<0.0025	<0.0025	<0.0025	<0.0025		<0.0025		<0.0025
12/6/2016					<0.0025	<0.0025	<0.0025	
12/7/2016		<0.0025	<0.0025	<0.0025				<0.0025
12/8/2016	<0.0025							
2/14/2017					<0.0025	<0.0025	<0.0025	
2/15/2017				<0.0025				
2/16/2017	<0.0025	0.00039 (J)	<0.0025					<0.0025
4/12/2017					<0.0025	<0.0025	<0.0025	
4/13/2017	<0.0025	<0.0025	<0.0025	<0.0025				<0.0025
6/27/2017					<0.0025	<0.0025	<0.0025	<0.0025
6/28/2017	<0.0025	<0.0025	<0.0025	<0.0025				
3/27/2018				<0.0025	<0.0025	<0.0025	<0.0025	
3/28/2018	<0.0025	<0.0025	<0.0025					<0.0025
10/8/2018		<0.0025	<0.0025	<0.0025	<0.0025			
10/9/2018						<0.0025	<0.0025	<0.0025
10/18/2018	<0.0025							
2/19/2019			<0.0025	<0.0025				
2/20/2019	<0.0025	<0.0025			<0.0025	<0.0025	<0.0025	<0.0025
4/1/2019						<0.0025	<0.0025	<0.0025
4/2/2019	<0.0025	<0.0025	<0.0025	<0.0025	<0.0025			
9/16/2019					<0.0025			<0.0025
9/17/2019	<0.0025	<0.0025				<0.0025	<0.0025	
9/18/2019			<0.0025	<0.0025				
2/18/2020	<0.0025	<0.0025	<0.0025	<0.0025	<0.0025	<0.0025	<0.0025	
2/19/2020								<0.0025
3/23/2020	<0.0025	<0.0025						
3/24/2020			<0.0025	<0.0025				
3/25/2020					0.00022 (J)		0.00031 (J)	<0.0025
3/26/2020						<0.0025		
9/14/2020					<0.0025	<0.0025	<0.0025	<0.0025
9/15/2020	<0.0025	<0.0025	<0.0025	<0.0025				
2/9/2021					<0.0025	<0.0025	<0.0025	<0.0025
2/10/2021	<0.0025	<0.0025	<0.0025	<0.0025				
3/30/2021	<0.0025	<0.0025						
3/31/2021			<0.0025	<0.0025				<0.0025
4/1/2021					<0.0025	<0.0025	<0.0025	
8/18/2021		<0.0025	<0.0025	<0.0025	<0.0025	<0.0025	<0.0025	
8/19/2021	<0.0025							<0.0025
2/9/2022					<0.0025	<0.0025		
2/10/2022			<0.0025	<0.0025			<0.0025	<0.0025
2/11/2022	<0.0025	<0.0025						
8/18/2022						<0.0025	<0.0025	<0.0025
8/19/2022					<0.0025			
8/22/2022	<0.0025	<0.0025	<0.0025	<0.0025				

ND substitution: RL or RL/2 if <15% NDs.

Time Series

Constituent: Cadmium (mg/L) Analysis Run 6/24/2024 10:53 AM

Plant Scherer Client: Southern Company Data: Scherer AP

	SGWC-20	SGWC-21	SGWC-22	SGWC-23	SGWC-6	SGWC-7	SGWC-8	SGWC-9
2/22/2023	<0.0025				<0.0025	<0.0025	<0.0025	<0.0025
2/23/2023		<0.0025	<0.0025	<0.0025				
8/1/2023					<0.0025			
8/7/2023	0.00013 (J)		<0.0025					<0.0025
8/8/2023		<0.0025		<0.0025		<0.0025	<0.0025	
2/20/2024					<0.0025			
2/21/2024			<0.0025	<0.0025		<0.0025	<0.0025	<0.0025
2/26/2024	0.00015 (J)							
2/27/2024		<0.0025						

ND substitution: RL or RL/2 if <15% NDs.

Time Series

Constituent: Calcium, total (mg/L) Analysis Run 6/24/2024 10:53 AM

Plant Scherer Client: Southern Company Data: Scherer AP

	PZ-13S	PZ-14S	PZ-17I	PZ-39S	PZ-40I	PZ-41S	PZ-42I	PZ-43S	PZ-44I
10/16/2018									21
10/17/2018				22					
10/18/2018			33		120	120	64	44	
2/8/2022	4.7	4							
2/9/2022			35	22		120	68	54	20
2/10/2022					150				
8/22/2022							64		
8/23/2022		4.6		24	150				
8/24/2022	5		35			120		54	21
2/23/2023	4.2	4.6	38			140	70		
2/24/2023				26	150			61	
2/28/2023									21
8/1/2023		4.3	35		150				
8/2/2023	4.9			24		130	66	50	20
2/21/2024	4.3								
2/23/2024									22
2/26/2024			38						
2/27/2024				23	150	150	69	58	
2/28/2024		4.6							

Time Series

Constituent: Calcium, total (mg/L) Analysis Run 6/24/2024 10:53 AM

Plant Scherer Client: Southern Company Data: Scherer AP

	PZ-69I	SGWA-1 (bg)	SGWA-2 (bg)	SGWA-24 (bg)	SGWA-25 (bg)	SGWA-3 (bg)	SGWA-4 (bg)	SGWA-5 (bg)	SGWC-10
5/10/2016		3	10.1	12.3	11.4	6.22		2.64	
5/11/2016							14.4		4.14
6/23/2016		2.42	8.45	11.3				1.65	
6/24/2016						5.55	14.2		
6/27/2016					9.16				
6/28/2016									3.13
8/16/2016		2.1	9.4	11		5		1.3	
8/17/2016					9.6		15		4.1
10/13/2016		2.7		12					
10/14/2016			10		11	5.4		1.4	
10/17/2016							16		4.2
12/5/2016				12					
12/6/2016		2.1	10		11	4.8	15	1.4	4.3
2/14/2017		1.8	11	13	12	4.6	17	1.4	
2/15/2017									1.5
4/10/2017				12					
4/11/2017		1.8	10		11	5	17	1.4	
4/12/2017									2.2
6/26/2017		1.7	10	13		4.9	18	1.5	
6/27/2017					9.5				3.1
10/10/2017		2.3	11	14					
10/11/2017					11	5.5	19	1.6	
10/12/2017									1.2
6/5/2018		2.6	11	13	9.7			1.5	
6/6/2018						4.1	18		1.2
12/13/2018		1.7	10	12	9.4	4.3	18	1.4	
12/17/2018									4
3/28/2019					8.7	4.8	17	1.4	
3/29/2019		2	11	12					
4/1/2019									4.2
9/12/2019								1.6	
9/13/2019				14					
9/16/2019		1.7	12		9.5	5.9	18		
9/17/2019									0.79
3/17/2020			11		8.8	5.3		1.7	
3/18/2020		1.8		14			18		
3/25/2020									2.9
9/14/2020		1.6	11	14	9.1	5.7	17	1.6	0.75
3/30/2021		2.2	12	15					
3/31/2021						5.5	17	1.6	2.3
4/7/2021					9.5				
8/17/2021		1.8	12		9.6		18		
8/18/2021				14		5.9		1.7	
8/19/2021									0.67
2/9/2022		1.8	11		9.3	6	18	1.8	
2/10/2022	46			15					
2/11/2022									0.55
8/17/2022		1.9	11						
8/18/2022				16	9.1	5.9	20	1.7	
8/19/2022									0.78
8/24/2022	47								
2/21/2023		2.2				6.4		1.8	

Time Series

Constituent: Calcium, total (mg/L) Analysis Run 6/24/2024 10:53 AM

Plant Scherer Client: Southern Company Data: Scherer AP

	PZ-69I	SGWA-1 (bg)	SGWA-2 (bg)	SGWA-24 (bg)	SGWA-25 (bg)	SGWA-3 (bg)	SGWA-4 (bg)	SGWA-5 (bg)	SGWC-10
2/22/2023			11				20		2.2
2/23/2023				17	9.6				
2/24/2023	48								
8/1/2023		2.3	12					2.1	
8/2/2023	46								
8/7/2023						6.1	21		1
8/8/2023				16	8.9				
2/20/2024		1.7	13				23		
2/21/2024				16		5.7		1.5	
2/23/2024	47								0.98
2/27/2024					11				

Time Series

Constituent: Calcium, total (mg/L) Analysis Run 6/24/2024 10:53 AM

Plant Scherer Client: Southern Company Data: Scherer AP

	SGWC-11	SGWC-12	SGWC-13	SGWC-14	SGWC-15	SGWC-16	SGWC-17	SGWC-18	SGWC-19
5/11/2016	2.91	23.1							
5/12/2016			16.6	37.7	14.5	0.75	34.8		
5/13/2016								56.9	35.3
6/28/2016	2.19	21	14.4	35.8	14.7	0.768			
6/29/2016							33.1		34.6
6/30/2016								46.4	
8/17/2016	1.9								
8/18/2016		20	15	37	15	0.7	35		
8/22/2016								48	38
10/17/2016	2	21	15	37					
10/18/2016					16	0.75			36
10/19/2016							38.5 (D)	51	
12/6/2016	1.9	21	14						
12/7/2016				38	15	0.73	39	50	
12/8/2016									36
2/15/2017	1.9	23	17	45	17		44		
2/16/2017						0.81		51	41
4/12/2017	1.9	23	16	39	14				
4/13/2017						0.88	45	35	39
6/27/2017	1.9	22	15	38	16	0.76	42		
6/28/2017								36	36
10/11/2017	2	23	16	44					
10/12/2017					17	1.1	48	43	39
6/6/2018	1.8	22							
6/7/2018			15	44	16	0.84	49		
6/8/2018								90	37
10/16/2018	1.8				16				
10/18/2018								100	
12/14/2018		21	16	37			46		
12/17/2018						0.94			42
4/1/2019	1.7	20	17	39	16				
4/2/2019						0.92	46	89	38
9/16/2019	1.9	23							
9/17/2019			17	38	17	1	51	87	44
3/23/2020									46
3/24/2020							58		
3/25/2020	2								
3/26/2020		22						81	
3/27/2020			18	41	17	1.5			
9/14/2020	1.8	22	19						
9/15/2020				40	17	1.1	54	74	47
3/30/2021								68	50
3/31/2021					17				
4/1/2021						1.2	57		
4/6/2021				42					
4/7/2021	1.9	23	19						
8/18/2021							55	55	
8/19/2021	1.9		20	40	17	1.1			45
8/20/2021		23							
2/10/2022	1.9	23				1.2		55	
2/11/2022			19		16		58		46
2/14/2022				41					

Time Series

Constituent: Calcium, total (mg/L) Analysis Run 6/24/2024 10:53 AM

Plant Scherer Client: Southern Company Data: Scherer AP

	SGWC-11	SGWC-12	SGWC-13	SGWC-14	SGWC-15	SGWC-16	SGWC-17	SGWC-18	SGWC-19
8/18/2022	1.8	22	21						
8/19/2022				39	17				
8/22/2022									42
8/23/2022								52	
8/31/2022						1.2	58		
2/22/2023	1.7						56	41	38
2/23/2023		21	20	37	14	1.3			
8/2/2023	1.8		22						
8/7/2023		22			17		62	39	41
8/8/2023				39		1.5			
2/20/2024									42
2/23/2024	2	24	25						
2/26/2024					18	1.7	68		
2/27/2024				45				41	

Time Series

Constituent: Calcium, total (mg/L) Analysis Run 6/24/2024 10:53 AM

Plant Scherer Client: Southern Company Data: Scherer AP

	SGWC-20	SGWC-21	SGWC-22	SGWC-23	SGWC-6	SGWC-7	SGWC-8	SGWC-9
5/11/2016					8.7	27.2	47.6	53.1
5/12/2016	13.2	28.7	21.9	27.6				
6/27/2016					7.48	27.9	47	
6/29/2016	15.8	27.9	21.8	25.6				52.6
8/17/2016					8	23	45	
8/19/2016			22	29				
8/22/2016	15	30						57
10/17/2016					8.6		47	
10/18/2016	14	30	23	32		24		53
12/6/2016					8.2	23	45	
12/7/2016		29	23	30				47
12/8/2016	11							
2/14/2017					7.2	24	49	
2/15/2017				32				
2/16/2017	14	31	27					55
4/12/2017					6.7	25	50	
4/13/2017	17	32	27	31				56
6/27/2017					6.2	23	50	53
6/28/2017	15	29	25	27				
10/11/2017					6.5	22		
10/12/2017	17	31	27	31			51	55
6/6/2018					4.2	19	51	54
6/7/2018	11	29	26	25				
10/18/2018	12							
12/14/2018					6.5	16	46	
12/17/2018		29	28	24				55
4/1/2019						18	45	50
4/2/2019	14	27	26	23	6.7			
9/16/2019					8.9			56
9/17/2019	14	30				16	52	
9/18/2019			27	26				
3/23/2020	13	36						
3/24/2020			31	22				
3/25/2020					11		48	55
3/26/2020						21		
9/14/2020					10	20	49	45
9/15/2020	14	38	28	21				
3/30/2021	14	41						
3/31/2021			30	24				47
4/1/2021					11	22	52	
8/18/2021		39	30	21	11	22	49	
8/19/2021	12							34
2/9/2022					11	16		
2/10/2022			27	23			53	37
2/11/2022	13	36						
8/18/2022						15	50	44
8/19/2022					12			
8/22/2022	13	36	28	22				
2/22/2023	14				10	15	41	36
2/23/2023		34	34	22				
8/1/2023					11			
8/7/2023	16		30					40

Time Series

Constituent: Calcium, total (mg/L) Analysis Run 6/24/2024 10:53 AM

Plant Scherer Client: Southern Company Data: Scherer AP

	SGWC-20	SGWC-21	SGWC-22	SGWC-23	SGWC-6	SGWC-7	SGWC-8	SGWC-9
8/8/2023		39		20		16	43	
2/20/2024					11			
2/21/2024			28	20		14	38	36
2/26/2024	18							
2/27/2024		41						

Time Series

Constituent: Chloride, Total (mg/L) Analysis Run 6/24/2024 10:53 AM

Plant Scherer Client: Southern Company Data: Scherer AP

	PZ-13S	PZ-14S	PZ-17I	PZ-39S	PZ-40I	PZ-41S	PZ-42I	PZ-43S	PZ-44I
10/16/2018									4.3
10/17/2018				8.3					
10/18/2018			5.5		9.3	6.8	12	6.3	
2/8/2022	8.9	4.1							
2/9/2022			6.9	5.8		6.8	11	7.5	2.5
2/10/2022					10				
8/22/2022							12		
8/23/2022		3.9		6.1	8.7				
8/24/2022	9.3		7			7		8.2	2.7
2/23/2023	10	4.8	7.4			8.1	13		
2/24/2023				6.9	8.9			7.8	
2/28/2023									2.7
8/1/2023		3.9	6.5		8.9				
8/2/2023	9.7			6.2		7.6	12	8.2	2.6
2/21/2024	11								
2/23/2024									3.1
2/26/2024			7.6						
2/27/2024				7	10	10	13	9.5	
2/28/2024		4.3							

Time Series

Constituent: Chloride, Total (mg/L) Analysis Run 6/24/2024 10:53 AM

Plant Scherer Client: Southern Company Data: Scherer AP

	PZ-69I	SGWA-1 (bg)	SGWA-2 (bg)	SGWA-24 (bg)	SGWA-25 (bg)	SGWA-3 (bg)	SGWA-4 (bg)	SGWA-5 (bg)	SGWC-10
5/10/2016		1.9	1.51	1.94	2.77	3.45		1.98	
5/11/2016							1.93		9.53
6/23/2016		2.2	1.8	2.2				2.1	
6/24/2016						3.5	1.8		
6/27/2016					2.9				
6/28/2016									9.1
8/16/2016		2.1	1.5	2		3.4		1.8	
8/17/2016					2.4		1.4		9.4
10/13/2016		2		1.9					
10/14/2016			1.4		2.1	3.1		1.8	
10/17/2016							1.2		8.9
12/5/2016				1.9					
12/6/2016		2.2	1.5		1.7	3	1.3	1.8	8.9
2/14/2017		2	1.5	1.9	1.5	2.4	1.3	1.8	
2/15/2017									9
4/10/2017				1.8					
4/11/2017		1.8	1.3		1.7	2.5	1.2	1.7	
4/12/2017									8.5
6/26/2017		1.9	1.4	1.9		2.6	1.2	1.7	
6/27/2017					2.2				9.1
10/10/2017		1.8	1.3	1.8					
10/11/2017					1.7	2.4	1.1	1.6	
10/12/2017									8.5
6/5/2018		1.7	1.3	1.9	2			1.6	
6/6/2018						2	1.1		8.6
12/13/2018		1.7	1.3	2	1.9	2	1.2	1.7	
12/17/2018									8.6
3/28/2019					2.2	2	1.2	1.7	
3/29/2019		1.5	1.2	1.8					
4/1/2019									7.8
9/12/2019								1.5	
9/13/2019				1.7					
9/16/2019		1.8	1.3		1.9	2.2	1.2		
9/17/2019									9.7
3/17/2020			1.6		2.4	2.1		1.9	
3/18/2020		2		2.4			1.5		
3/25/2020									8.8
9/14/2020		2.1	1.5	2.5	2.7	2.5	1.5	1.9	10
3/30/2021		2.3	1.6	2.5					
3/31/2021						2.3	1.6	2.1	9.2
4/7/2021					2.3				
8/17/2021		1.9	1.6		2.6		1.6		
8/18/2021				2.7		2.4		2.2	
8/19/2021									9.3
2/9/2022		2	1.5		1.8	2.3	1.5	1.9	
2/10/2022	12			2.4					
2/11/2022									11
8/17/2022		2	1.5						
8/18/2022				3.1	1.9	2.4	1.6	2.1	
8/19/2022									9.2
8/24/2022	10								
2/21/2023		2				2.3		2	

Time Series

Constituent: Chloride, Total (mg/L) Analysis Run 6/24/2024 10:53 AM

Plant Scherer Client: Southern Company Data: Scherer AP

	PZ-69I	SGWA-1 (bg)	SGWA-2 (bg)	SGWA-24 (bg)	SGWA-25 (bg)	SGWA-3 (bg)	SGWA-4 (bg)	SGWA-5 (bg)	SGWC-10
2/22/2023			1.5				1.6		9
2/23/2023				3.3	1.9				
2/24/2023	9.2								
8/1/2023		2	1.4					1.9	
8/2/2023	8.2								
8/7/2023						2.2	1.2		9.1
8/8/2023				3	1.6				
2/20/2024		2.3	1.8				1.5		
2/21/2024				3.6		2.6		2.3	
2/23/2024	9.7								10
2/27/2024					2				

Time Series

Constituent: Chloride, Total (mg/L) Analysis Run 6/24/2024 10:53 AM

Plant Scherer Client: Southern Company Data: Scherer AP

	SGWC-11	SGWC-12	SGWC-13	SGWC-14	SGWC-15	SGWC-16	SGWC-17	SGWC-18	SGWC-19
5/11/2016	8.87	9.04							
5/12/2016			6.29	11.1	9.47	8.56	9.11		
5/13/2016								4.87	8.16
6/28/2016	8.3	8.8	5.4	10	9.8	7.8			
6/29/2016							8.3		7.6
6/30/2016								4.7	
8/17/2016	8.6								
8/18/2016		9.3	5.8	11	10	8.5	8.8		
8/22/2016								5	8.2
10/17/2016	7.9	8.3	5.4	11					
10/18/2016					9.4	8			7.7
10/19/2016							8.3	5.1	
12/6/2016	7.9	8.9	5.6						
12/7/2016				11	9.8	8	8.4	5.6	
12/8/2016									7.8
2/15/2017	7.2	8.7	5.4	11	9.8		8.1		
2/16/2017						7.7		7.4	7.4
4/12/2017	7.5	8.6	5.6	10	9.2				
4/13/2017						7.5	7.9	8.9	7.5
6/27/2017	7.8	9.3	5.9	11	9.5	8	8.3		
6/28/2017								10	7.9
10/11/2017	7.4	8.8	5.7	10					
10/12/2017					9.2	7.6	8	7.4	7.4
6/6/2018	7.5	8.8							
6/7/2018			6.2	10	9.3	7.7	8		
6/8/2018								9	7.2
10/16/2018	7.8				10				
10/18/2018								16	
12/14/2018		9.1	7.5	10			8.1		
12/17/2018						8.1			7.3
4/1/2019	7.4	9	7.7	9.9	9.2				
4/2/2019						8.2	8.2	15	7.3
9/16/2019	7.9	9.3							
9/17/2019			8.4	11	10	8.4	8.3	13	7.4
3/23/2020									7.7
3/24/2020							7.8		
3/25/2020	9								
3/26/2020		9.4						12	
3/27/2020			9	11	10	8.5			
9/14/2020	8.9	10	11						
9/15/2020				11	10	8.6	8.4	11	7.7
3/30/2021								11	8.3
3/31/2021					11				
4/1/2021						9.2	9.2		
4/6/2021				11					
4/7/2021	8.8	9	10						
8/18/2021							8.9	15	
8/19/2021	9.9		12	11	11	9.5			9.4
8/20/2021		9.9							
2/10/2022	8.8	10				9.8		19	
2/11/2022			12		12		8.4		10
2/14/2022				14					

Time Series

Constituent: Chloride, Total (mg/L) Analysis Run 6/24/2024 10:53 AM

Plant Scherer Client: Southern Company Data: Scherer AP

	SGWC-11	SGWC-12	SGWC-13	SGWC-14	SGWC-15	SGWC-16	SGWC-17	SGWC-18	SGWC-19
8/18/2022	9.9	9.5	12						
8/19/2022				13	11				
8/22/2022									9.6
8/23/2022								16	
8/31/2022						9.6	8		
2/22/2023	9.9						8.1	13	10
2/23/2023		9.6	11	12	11	9.8			
8/2/2023	10		13						
8/7/2023		9.5			12		7.8	10	9.9
8/8/2023				14		9.9			
2/20/2024									12
2/23/2024	12	10	15						
2/26/2024					15	11	9.2		
2/27/2024				15				9.7 (J)	

Time Series

Constituent: Chloride, Total (mg/L) Analysis Run 6/24/2024 10:53 AM

Plant Scherer Client: Southern Company Data: Scherer AP

	SGWC-20	SGWC-21	SGWC-22	SGWC-23	SGWC-6	SGWC-7	SGWC-8	SGWC-9
5/11/2016					2.44	9.65	12.6	9.29
5/12/2016	10.8	7.93	10.6	9.63				
6/27/2016					2.5	6.7	13	
6/29/2016	11	7.7	9.7	8.8				9
8/17/2016					2.4	6.4	14	
8/19/2016			11	9.6				
8/22/2016	11	7.9						9.7
10/17/2016					2.3		12	
10/18/2016	10	7.1	10	9.6		5.9		9.4
12/6/2016					2.3	5.9	12	
12/7/2016		7.7	10	9.7				11
12/8/2016	9.7							
2/14/2017					1.9	5.8	12	
2/15/2017				10				
2/16/2017	9.8	7.4	9.8					9.5
4/12/2017					1.6	5.6	11	
4/13/2017	10	7.4	9.6	9				8.7
6/27/2017					1.6	5.7	12	9.9
6/28/2017	12	8.1	10	9.6				
10/11/2017					1.6	5		
10/12/2017	11	8.1	9.7	9.3			11	11
6/6/2018					1.3	4.6	11	12
6/7/2018	9.9	8.6	10	10				
10/18/2018	11							
12/14/2018					1.8	4.2	11	
12/17/2018		9.3	10	9.9				13
4/1/2019						4.6	10	13
4/2/2019	11	9.3	10	8.9	2			
9/16/2019					1.9			14
9/17/2019	11	10				3.8	12	
9/18/2019			10	9.7				
3/23/2020	10	11						
3/24/2020			10	9.1				
3/25/2020					2.3		10	15
3/26/2020						5.1		
9/14/2020					2.8	5.8	14	19
9/15/2020	11	12	11	10				
3/30/2021	9.9	13						
3/31/2021			11	11				16
4/1/2021					2.4	6	12	
8/18/2021		13	11	11	2.5	5	14	
8/19/2021	10							18
2/9/2022					2.6	4		
2/10/2022			10	12			12	15
2/11/2022	9.6	11						
8/18/2022						3.5	13	17
8/19/2022					2.6			
8/22/2022	9.4	10	11	12				
2/22/2023	8.8				2.3	3.6	18	18
2/23/2023		8.9	11	12				
8/1/2023					2.2			
8/7/2023	9.3		11					15

Time Series

Constituent: Chloride, Total (mg/L) Analysis Run 6/24/2024 10:53 AM

Plant Scherer Client: Southern Company Data: Scherer AP

	SGWC-20	SGWC-21	SGWC-22	SGWC-23	SGWC-6	SGWC-7	SGWC-8	SGWC-9
8/8/2023		7.7		12		3.4	24	
2/20/2024					2.6			
2/21/2024			12	14		3.9	27	19
2/26/2024	11							
2/27/2024		7.9						

Time Series

Constituent: Chromium (mg/L) Analysis Run 6/24/2024 10:53 AM

Plant Scherer Client: Southern Company Data: Scherer AP

	PZ-13S	PZ-14S	PZ-17I	PZ-39S	PZ-40I	PZ-41S	PZ-42I	PZ-43S	PZ-44I
10/16/2018									0.0046
10/17/2018				0.0027					
10/18/2018			0.0049		<0.002	<0.0025	<0.002	<0.002	
2/8/2022	0.003	0.0018 (J)							
2/9/2022			0.0036	0.028		0.0058	<0.002	<0.002	<0.002
2/10/2022					<0.002				
8/22/2022							0.003		
8/23/2022		0.0024		0.014	<0.002				
8/24/2022	0.0034		0.0037			0.0051		<0.002	<0.002
2/23/2023	0.0034	0.0022	0.0042			0.0059	<0.002		
2/24/2023				0.03	<0.002			0.002	
2/28/2023									<0.002
8/1/2023		0.0021	0.0027		<0.002				
8/2/2023	0.0027			0.026		0.0056	<0.002	0.0012 (J)	<0.002
2/21/2024	0.0047								
2/23/2024									0.0013 (J)
2/26/2024			0.0033						
2/27/2024				0.021	<0.002	0.0058	<0.002	0.002	
2/28/2024		0.0023							

ND substitution: RL or RL/2 if <15% NDs.

Time Series

Constituent: Chromium (mg/L) Analysis Run 6/24/2024 10:53 AM

Plant Scherer Client: Southern Company Data: Scherer AP

	PZ-69I	SGWA-1 (bg)	SGWA-2 (bg)	SGWA-24 (bg)	SGWA-25 (bg)	SGWA-3 (bg)	SGWA-4 (bg)	SGWA-5 (bg)	SGWC-10
5/10/2016		<0.002	0.0142	0.00393 (J)	<0.005	0.00634 (J)		<0.002	
5/11/2016							0.00217 (J)		<0.002
6/23/2016		<0.002	0.0118	0.0027 (J)				<0.002	
6/24/2016						0.0053 (J)	0.0015 (J)		
6/27/2016					<0.005				
6/28/2016									<0.002
8/16/2016		<0.002	0.0099	0.0038		0.0071		<0.002	
8/17/2016					<0.005		0.0011 (J)		<0.002
10/13/2016		<0.002		0.0031					
10/14/2016			0.0045		<0.005	0.0067		0.0012 (J)	
10/17/2016							0.0032		<0.002
12/5/2016				0.0027					
12/6/2016		<0.002	0.0043		<0.005	0.0063	0.0028	<0.002	<0.002
2/14/2017		<0.002	0.014	0.0037	<0.005	0.0076	0.0046	<0.002	
2/15/2017									<0.002
4/10/2017				0.0037					
4/11/2017		<0.002	0.014		<0.005	0.0098	0.005	<0.002	
4/12/2017									<0.002
6/26/2017		<0.002	0.014	0.0047		0.012	0.0061	0.0021 (J)	
6/27/2017					<0.005				<0.002
3/26/2018		<0.002	0.013	0.0042		0.012			
3/27/2018					<0.005		0.0058	<0.002	<0.002
6/5/2018		0.0014 (J)	0.014	0.0046	<0.005			<0.002	
6/6/2018						0.015	0.0048		<0.002
10/5/2018		0.0014 (J)	0.016	0.0058		0.015			
10/8/2018					<0.005		0.0098	0.0011 (J)	
10/9/2018									<0.002
2/18/2019		0.0017 (J)	0.012				0.0059		
2/19/2019				0.0038	<0.005	0.014		<0.002	
2/20/2019									<0.002
3/28/2019					<0.005	0.013	0.0046	<0.002	
3/29/2019		0.0017 (J)	0.014	0.0043					
4/1/2019									<0.002
9/12/2019								0.0023 (J)	
9/13/2019				0.0056					
9/16/2019		0.0017 (J)	0.014		0.0015 (J)	0.019	0.0064		
9/17/2019									<0.002
2/13/2020		<0.002	0.011	0.0036					
2/17/2020					<0.005			<0.002	
2/18/2020						0.02	0.0062		
2/19/2020									<0.002
3/17/2020			0.014		<0.005	0.018		<0.002	
3/18/2020		0.0024		0.0047			0.0047		
3/25/2020									<0.002
5/19/2020		<0.002	0.014	0.0051	<0.005	0.021	0.0058	<0.002	
9/14/2020		<0.002	0.014	0.005	0.0021	0.018	0.0054	<0.002	<0.002
2/9/2021		<0.002	0.014	0.0052	0.0023	0.019	0.0053	<0.002	<0.002
3/30/2021		0.0026	0.014	0.0047					
3/31/2021						0.018	0.0037	<0.002	<0.002
4/7/2021					0.0024				
8/17/2021		<0.002	0.013		0.0047		0.0053		
8/18/2021				0.0056		0.02		<0.002	

ND substitution: RL or RL/2 if <15% NDs.

Time Series

Constituent: Chromium (mg/L) Analysis Run 6/24/2024 10:53 AM

Plant Scherer Client: Southern Company Data: Scherer AP

	PZ-69I	SGWA-1 (bg)	SGWA-2 (bg)	SGWA-24 (bg)	SGWA-25 (bg)	SGWA-3 (bg)	SGWA-4 (bg)	SGWA-5 (bg)	SGWC-10
8/19/2021									<0.002
2/9/2022		0.0017 (J)	0.014		0.0023	0.019	0.0048	<0.002	
2/10/2022	<0.002			0.0048					
2/11/2022									<0.002
8/17/2022		0.0016 (J)	0.013						
8/18/2022				0.004	0.0028	0.018	0.0064	0.0022	
8/19/2022									<0.002
8/24/2022	<0.002								
2/21/2023		0.0025				0.023		0.0017 (J)	
2/22/2023			0.015				0.0058		<0.002
2/23/2023				0.0058	0.0025				
2/24/2023	<0.002								
8/1/2023		0.0029	0.014					0.0016 (J)	
8/2/2023	<0.002								
8/7/2023						0.024	0.0065		0.0012 (J)
8/8/2023				0.005	0.004				
2/20/2024		0.0024	0.015				0.0058		
2/21/2024				0.0068		0.023		0.0032	
2/23/2024	<0.002								<0.002
2/27/2024					0.0027				

ND substitution: RL or RL/2 if <15% NDs.

Time Series

Constituent: Chromium (mg/L) Analysis Run 6/24/2024 10:53 AM

Plant Scherer Client: Southern Company Data: Scherer AP

	SGWC-11	SGWC-12	SGWC-13	SGWC-14	SGWC-15	SGWC-16	SGWC-17	SGWC-18	SGWC-19
5/11/2016	<0.002	<0.002							
5/12/2016			<0.002	<0.002	0.0335	0.00943 (J)	0.0077 (J)		
5/13/2016								0.00771 (J)	0.0151
6/28/2016	<0.002	<0.002	<0.002	0.0008 (J)	0.0339	0.0093 (J)			
6/29/2016							0.0036 (J)		0.0141
6/30/2016								0.007 (J)	
8/17/2016	<0.002								
8/18/2016		<0.002	<0.002	<0.002	0.034	0.0085	0.0027		
8/22/2016								0.007	0.015
10/17/2016	<0.002	0.0023 (J)	<0.002	0.0012 (J)					
10/18/2016					0.033	0.0088			0.013
10/19/2016							0.00335 (JD)	0.0064	
12/6/2016	<0.002	<0.002	<0.002						
12/7/2016				0.0012 (J)	0.032	0.0079	0.0027	0.0063	
12/8/2016									0.013
2/15/2017	<0.002	<0.002	<0.002	<0.002	0.03		0.0044		
2/16/2017						0.0097		0.007	0.015
4/12/2017	<0.002	<0.002	<0.002	<0.002	0.035				
4/13/2017						0.0098	0.0047	0.0061	0.016
6/27/2017	<0.002	<0.002	<0.002	<0.002	0.035	0.0096	0.0029		
6/28/2017								0.0059	0.016
3/27/2018	<0.002	<0.002	<0.002	<0.002	0.031	0.0098	0.0045		
3/28/2018								0.0082	0.014
6/6/2018	<0.002	<0.002							
6/7/2018			<0.002	<0.002	0.032	0.01	0.0083		
6/8/2018								0.0086	0.015
10/8/2018		<0.002	<0.002	<0.002		0.013	0.0055		
10/9/2018									0.017
10/16/2018	<0.002				0.032				
10/18/2018								0.009	
2/20/2019	<0.002	<0.002	<0.002	0.0016 (J)	0.038	0.013	0.0061	0.011	0.017
4/1/2019	<0.002	<0.002	<0.002	<0.002	0.032				
4/2/2019						0.01	0.004	0.0092	0.014
9/16/2019	<0.002	<0.002							
9/17/2019			0.0017 (J)	0.0026	0.037	0.013	0.0078	0.011	0.017
2/18/2020	<0.002								
2/19/2020		<0.002	<0.002	<0.002	0.038	0.014	0.0045		0.017
2/20/2020								0.011	
3/23/2020									0.015
3/24/2020							0.0079		
3/25/2020	<0.002								
3/26/2020		<0.002						0.0096	
3/27/2020			<0.002	0.0019 (J)	0.034	0.011			
9/14/2020	<0.002	<0.002	<0.002						
9/15/2020				<0.002	0.034	0.012	0.0091	0.01	0.015
2/9/2021	<0.002	<0.002	<0.002	<0.002	0.035	0.012			
2/10/2021							0.008	0.01	0.015
3/30/2021								0.0098	0.014
3/31/2021					0.034				
4/1/2021						0.012	0.0046		
4/6/2021				<0.002					
4/7/2021	<0.002	<0.002	<0.002						

ND substitution: RL or RL/2 if <15% NDs.

Time Series

Constituent: Chromium (mg/L) Analysis Run 6/24/2024 10:53 AM

Plant Scherer Client: Southern Company Data: Scherer AP

	SGWC-11	SGWC-12	SGWC-13	SGWC-14	SGWC-15	SGWC-16	SGWC-17	SGWC-18	SGWC-19
8/18/2021							0.012	0.019	
8/19/2021	<0.002		<0.002	<0.002	0.032	0.011			0.014
8/20/2021		<0.002							
2/10/2022	<0.002	<0.002				0.012		0.01	
2/11/2022			<0.002		0.032		0.0079		0.015
2/14/2022				<0.002					
8/18/2022	<0.002	<0.002	<0.002						
8/19/2022				0.0066	0.032				
8/22/2022									0.013
8/23/2022								0.0095	
8/31/2022						0.012	0.0088		
2/22/2023	<0.002						0.0084	0.0096	0.013
2/23/2023		<0.002	<0.002	<0.002	0.029	0.012			
8/2/2023	<0.002		<0.002						
8/7/2023		<0.002			0.035		0.0093	0.01	0.015
8/8/2023				0.0012 (J)		0.014			
2/20/2024									0.018
2/23/2024	<0.002	<0.002	<0.002						
2/26/2024					0.035	0.013	0.0078		
2/27/2024				0.0014 (J)				0.01	

ND substitution: RL or RL/2 if <15% NDs.

Time Series

Constituent: Chromium (mg/L) Analysis Run 6/24/2024 10:53 AM

Plant Scherer Client: Southern Company Data: Scherer AP

	SGWC-20	SGWC-21	SGWC-22	SGWC-23	SGWC-6	SGWC-7	SGWC-8	SGWC-9
5/11/2016					<0.002	<0.002	<0.002	<0.002
5/12/2016	<0.002	<0.002	<0.002	<0.002				
6/27/2016					<0.002	<0.002	<0.002	
6/29/2016	0.0009 (J)	0.0012 (J)	0.0007 (J)	0.0013 (J)				<0.002
8/17/2016					<0.002	<0.002	<0.002	
8/19/2016			<0.002	<0.002				
8/22/2016	<0.002	<0.002						<0.002
10/17/2016					<0.002		<0.002	
10/18/2016	<0.002	<0.002	<0.002	<0.002		<0.002		<0.002
12/6/2016					<0.002	<0.002	<0.002	
12/7/2016		<0.002	<0.002	<0.002				<0.002
12/8/2016	<0.002							
2/14/2017					<0.002	<0.002	<0.002	
2/15/2017				<0.002				
2/16/2017	<0.002	<0.002	<0.002					<0.002
4/12/2017					<0.002	<0.002	0.0011 (J)	
4/13/2017	<0.002	<0.002	<0.002	0.0014 (J)				<0.002
6/27/2017					<0.002	<0.002	<0.002	<0.002
6/28/2017	<0.002	<0.002	<0.002	0.0025				
3/27/2018				0.0012 (J)	<0.002	<0.002	0.0012 (J)	
3/28/2018	<0.002	<0.002	<0.002					<0.002
6/6/2018					<0.002	<0.002	0.0013 (J)	<0.002
6/7/2018	<0.002	<0.002	<0.002	<0.002				
10/8/2018		<0.002	0.0012 (J)	0.0017 (J)	<0.002			
10/9/2018						<0.002	0.0016 (J)	<0.002
10/18/2018	<0.002							
2/19/2019			<0.002	<0.002				
2/20/2019	<0.002	0.0015 (J)			<0.002	<0.002	0.0021 (J)	<0.002
4/1/2019						<0.002	0.0013 (J)	<0.002
4/2/2019	<0.002	<0.002	0.0012 (J)	0.0011 (J)	<0.002			
9/16/2019					<0.002			<0.002
9/17/2019	0.0022 (J)	0.0016 (J)				<0.002	0.0031	
9/18/2019			0.0024 (J)	0.0024 (J)				
2/18/2020	<0.002	<0.002	0.0015 (J)	<0.002	<0.002	<0.002	0.0015 (J)	
2/19/2020								<0.002
3/23/2020	<0.002	<0.002						
3/24/2020			<0.002	<0.002				
3/25/2020					<0.002		<0.002	<0.002
3/26/2020						<0.002		
9/14/2020					<0.002	<0.002	<0.002	<0.002
9/15/2020	<0.002	0.002	0.0025	0.0017 (J)				
2/9/2021					<0.002	<0.002	<0.002	<0.002
2/10/2021	<0.002	<0.002	0.0015 (J)	0.0017 (J)				
3/30/2021	<0.002	<0.002						
3/31/2021			<0.002	0.0016 (J)				<0.002
4/1/2021					<0.002	<0.002	<0.002	
8/18/2021		0.0022	<0.002	0.0019 (J)	<0.002	0.0026	<0.002	
8/19/2021	<0.002							<0.002
2/9/2022					<0.002	<0.002		
2/10/2022			<0.002	0.0015 (J)			<0.002	<0.002
2/11/2022	<0.002	<0.002						
8/18/2022						<0.002	0.055 (o)	<0.002

ND substitution: RL or RL/2 if <15% NDs.

Time Series

Constituent: Chromium (mg/L) Analysis Run 6/24/2024 10:53 AM

Plant Scherer Client: Southern Company Data: Scherer AP

	SGWC-20	SGWC-21	SGWC-22	SGWC-23	SGWC-6	SGWC-7	SGWC-8	SGWC-9
8/19/2022					<0.002			
8/22/2022	<0.002	0.0016 (J)	0.0022	0.0017 (J)				
2/22/2023	<0.002				<0.002	<0.002	0.0023	<0.002
2/23/2023		<0.002	<0.002	0.0016 (J)				
8/1/2023					<0.002			
8/7/2023	0.0016 (J)		0.0015 (J)					0.0039
8/8/2023		<0.002		0.0025		<0.002	0.0028	
2/20/2024					<0.002			
2/21/2024			0.003	0.0031		0.002	0.0054	0.0017 (J)
2/26/2024	0.0014 (J)							
2/27/2024		<0.002						

ND substitution: RL or RL/2 if <15% NDs.

Time Series

Constituent: Cobalt (mg/L) Analysis Run 6/24/2024 10:53 AM

Plant Scherer Client: Southern Company Data: Scherer AP

	PZ-13S	PZ-14S	PZ-17I	PZ-39S	PZ-40I	PZ-41S	PZ-42I	PZ-43S	PZ-44I
10/16/2018									0.0021 (J)
10/17/2018				0.00051 (J)					
10/18/2018			<0.0025		0.0076	0.0092	0.0064	0.0086	
9/18/2020	0.0057								
4/2/2021	0.007	0.00019 (J)		0.0003 (J)					
4/5/2021						0.0012 (J)			
4/7/2021								0.00097 (J)	
8/18/2021		0.0003 (J)						0.00025 (J)	
8/19/2021				0.00028 (J)		0.0013 (J)			
8/20/2021	0.006								
2/8/2022	0.0052	0.00028 (J)							
2/9/2022			<0.0025	<0.0025		0.00093 (J)	0.00061 (J)	<0.0025	0.0024 (J)
2/10/2022					0.0025				
8/22/2022							0.0012 (J)		
8/23/2022		0.00046 (J)		<0.0025	0.0029				
8/24/2022	0.0059		<0.0025			0.001 (J)		<0.0025	0.0016 (J)
2/23/2023	0.0057	<0.0025	<0.0025			0.0004 (J)	<0.0025		
2/24/2023				<0.0025	0.0014 (J)			<0.0025	
2/28/2023									0.0019 (J)
8/1/2023		0.00039 (J)	<0.0025		0.0014 (J)				
8/2/2023	0.0057			0.00033 (J)		0.00036 (J)	0.00041 (J)	<0.0025	0.0022 (J)
2/21/2024	0.0053								
2/23/2024									0.0017 (J)
2/26/2024			<0.0025						
2/27/2024				0.00023 (J)	0.0011 (J)	0.00032 (J)	0.00032 (J)	<0.0025	
2/28/2024		0.00033 (J)							

ND substitution: RL or RL/2 if <15% NDs.

Time Series

Constituent: Cobalt (mg/L) Analysis Run 6/24/2024 10:53 AM

Plant Scherer Client: Southern Company Data: Scherer AP

	PZ-69I	SGWA-1 (bg)	SGWA-2 (bg)	SGWA-24 (bg)	SGWA-25 (bg)	SGWA-3 (bg)	SGWA-4 (bg)	SGWA-5 (bg)	SGWC-10
5/10/2016		0.0184	<0.0025	<0.0025	0.0132	<0.0025		<0.0025	
5/11/2016							<0.0025		0.0191
6/23/2016		0.0168	0.0004 (J)	0.0004 (J)				<0.0025	
6/24/2016						<0.0025	<0.0025		
6/27/2016					0.0099 (J)				
6/28/2016									0.0192
8/16/2016		0.016	<0.0025	<0.0025		0.00051 (J)		<0.0025	
8/17/2016					0.01		0.00041 (J)		0.022
10/13/2016		0.02		0.0004 (J)					
10/14/2016			<0.0025		0.013	<0.0025		<0.0025	
10/17/2016							<0.0025		0.05
12/5/2016				<0.0025					
12/6/2016		0.016	<0.0025		0.016	<0.0025	<0.0025	<0.0025	0.04
2/14/2017		0.011	<0.0025	<0.0025	0.018	<0.0025	<0.0025	<0.0025	
2/15/2017									0.038
4/10/2017				<0.0025					
4/11/2017		0.0098	<0.0025		0.015	<0.0025	<0.0025	<0.0025	
4/12/2017									0.018
6/26/2017		0.01	<0.0025	<0.0025		<0.0025	<0.0025	<0.0025	
6/27/2017					0.0088				0.014
3/26/2018		0.0065	<0.0025	<0.0025		<0.0025			
3/27/2018					0.014		<0.0025	<0.0025	0.026
6/5/2018		0.0028	<0.0025	<0.0025	0.0095			<0.0025	
6/6/2018						<0.0025	<0.0025		0.018
10/5/2018		0.00075 (J)	<0.0025	0.00058 (J)		<0.0025			
10/8/2018					0.0047		<0.0025	<0.0025	
10/9/2018									0.03
2/18/2019		0.0008 (J)	<0.0025				<0.0025		
2/19/2019				<0.0025	0.005	<0.0025		<0.0025	
2/20/2019									0.034
3/28/2019					0.0042	<0.0025	<0.0025	<0.0025	
3/29/2019		0.00072 (J)	<0.0025	<0.0025					
4/1/2019									0.025
9/12/2019								<0.0025	
9/13/2019				0.00018 (J)					
9/16/2019		0.0014 (J)	<0.0025		0.0045	<0.0025	<0.0025		
9/17/2019									0.022
2/13/2020		0.0014 (J)	<0.0025	<0.0025					
2/17/2020					0.0044			<0.0025	
2/18/2020						<0.0025	<0.0025		
2/19/2020									0.027
3/17/2020			<0.0025		0.0039	<0.0025		<0.0025	
3/18/2020		0.0021 (J)		0.00016 (J)			0.00032 (J)		
3/25/2020									0.029
9/14/2020		0.0013 (J)	<0.0025	0.00031 (J)	0.002 (J)	<0.0025	<0.0025	<0.0025	0.022
2/9/2021		0.0013 (J)	<0.0025	0.00023 (J)	0.0011 (J)	<0.0025	<0.0025	<0.0025	0.03
3/30/2021		0.0013 (J)	0.00021 (J)	<0.0025					
3/31/2021						<0.0025	<0.0025	<0.0025	0.026
4/7/2021					0.0013 (J)				
8/17/2021		0.00072 (J)	<0.0025		0.0011 (J)		<0.0025		
8/18/2021				0.00057 (J)		<0.0025		<0.0025	
8/19/2021									0.022

ND substitution: RL or RL/2 if <15% NDs.

Time Series

Constituent: Cobalt (mg/L) Analysis Run 6/24/2024 10:53 AM

Plant Scherer Client: Southern Company Data: Scherer AP

	PZ-69I	SGWA-1 (bg)	SGWA-2 (bg)	SGWA-24 (bg)	SGWA-25 (bg)	SGWA-3 (bg)	SGWA-4 (bg)	SGWA-5 (bg)	SGWC-10
2/9/2022		0.00089 (J)	<0.0025		0.00045 (J)	<0.0025	<0.0025	<0.0025	
2/10/2022	0.002 (J)			<0.0025					
2/11/2022									0.023
8/17/2022		0.00055 (J)	<0.0025						
8/18/2022				<0.0025	<0.0025	<0.0025	<0.0025	<0.0025	
8/19/2022									0.022
8/24/2022	0.0013 (J)								
2/21/2023		0.00071 (J)				<0.0025		<0.0025	
2/22/2023			<0.0025				<0.0025		0.025
2/23/2023				<0.0025	<0.0025				
2/24/2023	0.0021 (J)								
8/1/2023		0.00072 (J)	<0.0025					<0.0025	
8/2/2023	0.0032								
8/7/2023						<0.0025	<0.0025		0.025
8/8/2023				<0.0025	<0.0025				
2/20/2024		0.0013 (J)	<0.0025				<0.0025		
2/21/2024				<0.0025		<0.0025		<0.0025	
2/23/2024	0.003								0.03
2/27/2024					0.00078 (J)				

ND substitution: RL or RL/2 if <15% NDs.

Time Series

Constituent: Cobalt (mg/L) Analysis Run 6/24/2024 10:53 AM

Plant Scherer Client: Southern Company Data: Scherer AP

	SGWC-11	SGWC-12	SGWC-13	SGWC-14	SGWC-15	SGWC-16	SGWC-17	SGWC-18	SGWC-19
5/11/2016	0.0378	0.00648 (J)							
5/12/2016			0.0145	0.00605 (J)	0.267	0.00303 (J)	<0.0025		
5/13/2016								0.116	<0.0025
6/28/2016	0.0332	0.0051 (J)	0.011	0.0115	0.255	0.0029 (J)			
6/29/2016							0.0007 (J)		0.0006 (J)
6/30/2016								0.112	
8/17/2016	0.03								
8/18/2016		0.0035	0.0099	0.011	0.26	0.0029	0.00078 (J)		
8/22/2016								0.13	0.00066 (J)
10/17/2016	0.032	0.003	0.01	0.017					
10/18/2016					0.28	0.0034			0.00095 (J)
10/19/2016							0.000845 (JD)	0.14	
12/6/2016	0.029	0.0036	0.0079						
12/7/2016				0.0043	0.26	0.003	0.00056 (J)	0.11	
12/8/2016									0.00078 (J)
2/15/2017	0.029	0.004	0.0073	0.0059	0.24		0.00069 (J)		
2/16/2017						0.0033		0.11	0.00049 (J)
4/12/2017	0.028	0.0039	0.0078	0.017	0.28				
4/13/2017						0.0034	0.00049 (J)	0.094	<0.0025
6/27/2017	0.029	0.0042	0.0068	0.013	0.29	0.0037	0.00041 (J)		
6/28/2017								0.085	<0.0025
3/27/2018	0.024	0.0035	0.0035	0.0083	0.27	0.0037	<0.0025		
3/28/2018								0.16	<0.0025
6/6/2018	0.026	0.0038							
6/7/2018			0.0039	0.0025	0.3	0.0037	<0.0025		
6/8/2018								0.19	<0.0025
10/8/2018		0.0037	0.0036	0.0071		0.0044	0.00046 (J)		
10/9/2018									<0.0025
10/16/2018	0.023				0.27				
10/18/2018								0.21	
2/20/2019	0.024	0.0032	0.004	0.011	0.26	0.0038	0.00035 (J)	0.19	0.00012 (J)
4/1/2019	0.021	0.0029	0.003	0.014	0.26				
4/2/2019						0.0041	<0.0025	0.18	<0.0025
9/16/2019	0.022	0.003							
9/17/2019			0.0024 (J)	0.0096	0.27	0.0042	0.00048 (J)	0.16	0.00013 (J)
2/18/2020	0.018								
2/19/2020		0.0027	0.0018 (J)	0.0099	0.28	0.0047	0.00034 (J)		0.00015 (J)
2/20/2020								0.14	
3/23/2020									<0.0025
3/24/2020							0.00044 (J)		
3/25/2020	0.024								
3/26/2020		0.0024 (J)						0.15	
3/27/2020			0.002 (J)	0.0093	0.28	0.0047			
9/14/2020	0.019	0.001 (J)	0.0022 (J)						
9/15/2020				0.0076	0.25	0.0043	0.00041 (J)	0.12	0.00016 (J)
2/9/2021	0.019	0.0014 (J)	0.0024 (J)	0.0052	0.26	0.0045			
2/10/2021							0.00049 (J)	0.11	0.00013 (J)
3/30/2021								0.11	<0.0025
3/31/2021					0.26				
4/1/2021						0.0049	0.00041 (J)		
4/6/2021				0.0072					
4/7/2021	0.019	0.0017 (J)	0.0018 (J)						

ND substitution: RL or RL/2 if <15% NDs.

Time Series

Constituent: Cobalt (mg/L) Analysis Run 6/24/2024 10:53 AM

Plant Scherer Client: Southern Company Data: Scherer AP

	SGWC-11	SGWC-12	SGWC-13	SGWC-14	SGWC-15	SGWC-16	SGWC-17	SGWC-18	SGWC-19
8/18/2021							0.00043 (J)	0.095	
8/19/2021	0.014		0.0021 (J)	0.0047	0.27	0.0051			<0.0025
8/20/2021		0.0019 (J)							
2/10/2022	0.021	0.00079 (J)				0.0049		0.09	
2/11/2022			0.0015 (J)		0.23		0.00036 (J)		0.00045 (J)
2/14/2022				0.0065					
8/18/2022	0.012	0.001 (J)	0.0019 (J)						
8/19/2022				0.01	0.25				
8/22/2022									<0.0025
8/23/2022								0.088	
8/31/2022						0.0054	0.00045 (J)		
2/22/2023	0.023						0.00043 (J)	0.072	<0.0025
2/23/2023		0.0014 (J)	0.0016 (J)	0.0047	0.23	0.0056			
8/2/2023	0.022		0.0016 (J)						
8/7/2023		0.0013 (J)			0.26		0.00052 (J)	0.064	<0.0025
8/8/2023				0.0092		0.0069			
2/20/2024									<0.0025
2/23/2024	0.022	0.0018 (J)	0.0015 (J)						
2/26/2024					0.27	0.0073	0.0006 (J)		
2/27/2024				0.0038				0.069	

ND substitution: RL or RL/2 if <15% NDs.

Time Series

Constituent: Cobalt (mg/L) Analysis Run 6/24/2024 10:53 AM

Plant Scherer Client: Southern Company Data: Scherer AP

	SGWC-20	SGWC-21	SGWC-22	SGWC-23	SGWC-6	SGWC-7	SGWC-8	SGWC-9
5/11/2016					<0.0025	0.0116	0.00265 (J)	0.0156
5/12/2016	0.261	<0.0025	0.00619 (J)	<0.0025				
6/27/2016					0.002 (J)	0.0143	0.0012 (J)	
6/29/2016	0.23	<0.0025	0.0051 (J)	<0.0025				0.0147
8/17/2016					0.0018 (J)	0.012	0.00049 (J)	
8/19/2016			0.0045	<0.0025				
8/22/2016	0.25	<0.0025						0.017
10/17/2016					0.0016 (J)		<0.0025	
10/18/2016	0.26	<0.0025	0.0043	<0.0025		0.0099		0.017
12/6/2016					0.0012 (J)	0.011	<0.0025	
12/7/2016		<0.0025	0.0034	<0.0025				0.014
12/8/2016	0.26							
2/14/2017					0.0022 (J)	0.0093	<0.0025	
2/15/2017				<0.0025				
2/16/2017	0.23	<0.0025	0.0031					0.014
4/12/2017					0.0023 (J)	0.0062	<0.0025	
4/13/2017	0.19	<0.0025	0.0031	<0.0025				0.014
6/27/2017					0.0045	0.021	<0.0025	0.013
6/28/2017	0.19	<0.0025	0.0029	<0.0025				
3/27/2018				<0.0025	0.004	0.0054	<0.0025	
3/28/2018	0.18	<0.0025	0.0022 (J)					0.0087
6/6/2018					0.0021 (J)	0.0034	<0.0025	0.0064
6/7/2018	0.21	<0.0025	0.0022 (J)	<0.0025				
10/8/2018		<0.0025	0.0021 (J)	<0.0025	<0.0025			
10/9/2018						0.013	<0.0025	0.0049
10/18/2018	0.16							
2/19/2019			0.0018 (J)	<0.0025				
2/20/2019	0.18	0.00011 (J)			0.00011 (J)	0.0057	0.00014 (J)	0.01
4/1/2019						0.0046	<0.0025	0.01
4/2/2019	0.13	<0.0025	0.0018 (J)	<0.0025	<0.0025			
9/16/2019					0.00013 (J)			0.001 (J)
9/17/2019	0.13	8.7E-05 (J)				0.0039	0.00013 (J)	
9/18/2019			0.002 (J)	0.00013 (J)				
2/18/2020	0.12	0.00014 (J)	0.0018 (J)	<0.0025	<0.0025	0.0067	<0.0025	
2/19/2020								0.0082
3/23/2020	0.22	0.00016 (J)						
3/24/2020			0.0016 (J)	<0.0025				
3/25/2020					0.00027 (J)		0.00032 (J)	0.0064
3/26/2020						0.0033		
9/14/2020					<0.0025	0.0063	<0.0025	0.00048 (J)
9/15/2020	0.098	0.00022 (J)	0.0014 (J)	<0.0025				
2/9/2021					<0.0025	0.0069	<0.0025	0.0032
2/10/2021	0.17	0.00017 (J)	0.0015 (J)	<0.0025				
3/30/2021	0.15	0.00016 (J)						
3/31/2021			0.0011 (J)	<0.0025				0.0046
4/1/2021					<0.0025	0.0029	<0.0025	
8/18/2021		0.00016 (J)	0.001 (J)	<0.0025	0.00024 (J)	0.0021 (J)	0.00021 (J)	
8/19/2021	0.2							0.00072 (J)
2/9/2022					<0.0025	0.0024 (J)		
2/10/2022			0.0016 (J)	<0.0025			<0.0025	0.0022 (J)
2/11/2022	0.14	<0.0025						
8/18/2022						0.0012 (J)	0.00075 (J)	0.00084 (J)

ND substitution: RL or RL/2 if <15% NDs.

Time Series

Constituent: Cobalt (mg/L) Analysis Run 6/24/2024 10:53 AM

Plant Scherer Client: Southern Company Data: Scherer AP

	SGWC-20	SGWC-21	SGWC-22	SGWC-23	SGWC-6	SGWC-7	SGWC-8	SGWC-9
8/19/2022					<0.0025			
8/22/2022	0.11	<0.0025	0.001 (J)	<0.0025				
2/22/2023	0.082				0.0003 (J)	0.0014 (J)	<0.0025	0.00062 (J)
2/23/2023		<0.0025	0.00069 (J)	<0.0025				
8/1/2023					<0.0025			
8/7/2023	0.093		0.00087 (J)					0.00053 (J)
8/8/2023		<0.0025		<0.0025		0.00049 (J)	<0.0025	
2/20/2024					<0.0025			
2/21/2024			0.00072 (J)	<0.0025		0.00032 (J)	<0.0025	0.00066 (J)
2/26/2024	0.14							
2/27/2024		<0.0025						

ND substitution: RL or RL/2 if <15% NDs.

Time Series

Constituent: Combined Radium 226 + 228 (pCi/L) Analysis Run 6/24/2024 10:53 AM

Plant Scherer Client: Southern Company Data: Scherer AP

	PZ-13S	PZ-14S	PZ-17I	PZ-39S	PZ-40I	PZ-41S	PZ-42I	PZ-43S	PZ-44I
10/16/2018									0.551 (U)
10/17/2018				0.0623 (U)					
10/18/2018			0.882		1.59	0.698	0.188 (U)	1.64	
2/18/2020		0.163 (U)							
2/19/2020						0.216 (U)			
2/8/2022	-0.0564 (U)	0.0627 (U)							
2/9/2022			0.31 (U)	0.332 (U)		0.229 (U)	0.274 (U)	0.412 (U)	0.237 (U)
2/10/2022					0.366 (U)				
8/22/2022							0.401 (U)		
8/23/2022		0.432 (U)		0.565	0.986				
8/24/2022	0.234 (U)		0.125 (U)			0.456		0.241 (U)	0.0981 (U)
2/23/2023	-0.0151 (U)	0.413 (U)	0.255 (U)			0.168 (U)	0.651		
2/24/2023				0.131 (U)	0.714			0.602	
2/28/2023									-0.0607 (U)
8/1/2023		0.451 (U)	0.207 (U)		0.488 (U)				
8/2/2023	0.262 (U)			0.537 (U)		-0.192 (U)	0.426 (U)	0.256 (U)	-0.0242 (U)
2/21/2024	0.00672 (U)								
2/23/2024									1.33
2/26/2024			5.77						
2/27/2024				0.503 (U)	1.88	0.0662 (U)	0.116 (U)	0.518 (U)	
2/28/2024		0.103 (U)							
5/6/2024			-0.0141 (UR)						

Time Series

Constituent: Combined Radium 226 + 228 (pCi/L) Analysis Run 6/24/2024 10:53 AM

Plant Scherer Client: Southern Company Data: Scherer AP

	PZ-69I	SGWA-1 (bg)	SGWA-2 (bg)	SGWA-24 (bg)	SGWA-25 (bg)	SGWA-3 (bg)	SGWA-4 (bg)	SGWA-5 (bg)	SGWC-10
5/10/2016		0.275 (U)	0.441	0.31 (U)	-0.013 (U)	0.188 (U)		0.338 (U)	
5/11/2016							0.284 (U)		0.26 (U)
6/23/2016		0.077 (U)	0.155 (U)	0.455 (U)				0.358 (U)	
6/24/2016						1.2	0.974		
6/27/2016					0.667 (U)				
6/28/2016									1.57
8/16/2016		0.13 (U)	0.621	0.162 (U)		0.168 (U)		0.224 (U)	
8/17/2016					0.148 (U)		0.202 (U)		0.548 (U)
10/13/2016		0.309 (U)		0.327 (U)					
10/14/2016			0.765		0.448 (U)	0.345 (U)		0.999	
10/17/2016							0.114 (U)		-0.0725 (U)
12/5/2016				0.233 (U)					
12/6/2016		0.346 (U)	0.29 (U)		0.51	0.221 (U)	0.251 (U)	0.387 (U)	0.496
2/14/2017		0.352 (U)	0.111 (U)	0.237 (U)	0.302 (U)	-0.026 (U)	-0.0166 (U)	0.207 (U)	
2/15/2017									0.321 (U)
4/10/2017				0.00056 (U)					
4/11/2017		0.274 (U)	0.195 (U)		-0.0184 (U)	0.135 (U)	-0.168 (U)	0.219 (U)	
4/12/2017									-0.0397 (U)
6/26/2017		0.36	0.0975 (U)	-0.257 (U)		0.332 (U)	0.184 (U)	0.151 (U)	
6/27/2017					-0.0536 (U)				0.47
3/26/2018		0.522	0.124 (U)	0.141 (U)		0.226 (U)			
3/27/2018					0.207 (U)		0.164 (U)	0.252 (U)	0.136 (U)
6/5/2018		0.106 (U)	0.0496 (U)	0.163 (U)	-0.0364 (U)			0.255 (U)	
6/6/2018						0.175 (U)	0.308		0.123 (U)
10/5/2018		0.522	0.474	0.568		0.5			
10/8/2018					0.478		-0.0974 (U)	0.764	
10/9/2018									0.387
2/18/2019		0.362	0.25 (U)				0.0112 (U)		
2/19/2019				0.14 (U)	0.32 (U)	0.231 (U)		0.044 (U)	
2/20/2019									0.0159 (U)
3/28/2019					0.0254 (U)	0.31 (U)	0.0974 (U)	0.115 (U)	
3/29/2019		0.311 (U)	-0.0232 (U)	0.0992 (U)					
4/1/2019									0.452
9/12/2019								0.102 (U)	
9/13/2019				0.339 (U)					
9/16/2019		0.157 (U)	-0.245 (U)		-0.0172 (UR)	0.333 (U)	0.0843 (U)		
9/17/2019									0.226 (U)
2/13/2020		0.152 (U)	0.205 (U)	0.287 (U)					
2/17/2020					-0.0319 (U)			-0.0291 (U)	
2/18/2020						0.313 (U)	0.199 (U)		
2/19/2020									0.0222 (U)
3/17/2020			0.582 (U)		0.436 (U)	-0.0428 (U)		-0.196 (U)	
3/18/2020		0.21 (U)		0.536			0.226 (U)		
3/25/2020									0.253 (U)
9/14/2020		-0.13 (U)	0.107 (U)	0.637 (U)	-0.197 (U)	0.161 (U)	0.0399 (U)	-0.949 (U)	0.125 (U)
2/9/2021		0.225 (U)	0.0251 (U)	0.151 (U)	0.478	0.259 (U)	0.0123 (U)	0.0364 (U)	-0.0573 (U)
3/30/2021		0.408 (U)	0.311 (U)	-0.211 (U)					
3/31/2021						0.106 (U)	0.236 (U)	0.279 (U)	0.188 (U)
4/7/2021					0.0851 (U)				
8/17/2021		0.651	0.192 (U)		0.228 (U)		1.54		
8/18/2021				0.16 (U)		0.228 (U)		0.242 (U)	
8/19/2021									0.102 (U)

Time Series

Constituent: Combined Radium 226 + 228 (pCi/L) Analysis Run 6/24/2024 10:53 AM

Plant Scherer Client: Southern Company Data: Scherer AP

	PZ-69I	SGWA-1 (bg)	SGWA-2 (bg)	SGWA-24 (bg)	SGWA-25 (bg)	SGWA-3 (bg)	SGWA-4 (bg)	SGWA-5 (bg)	SGWC-10
2/9/2022		0.147 (U)	0.307 (U)		0.15 (U)	0.198 (U)	0.0285 (U)	0.416	
2/10/2022	0.418 (U)			0.0512 (U)					
2/11/2022									0.436
8/17/2022		0.751	-0.129 (U)						
8/18/2022				0.263 (U)	0.371 (U)	0.849	0.647	0.592	
8/19/2022									0.606
8/24/2022	0.458								
2/21/2023		0.00883 (U)				0.324 (U)		0.575 (U)	
2/22/2023			-0.0355 (U)				0.0211 (U)		0.285 (U)
2/23/2023				0.355 (U)	-0.132 (U)				
2/24/2023	-0.097 (U)								
8/1/2023		-0.296 (U)	0.00501 (U)					-0.205 (U)	
8/2/2023	0.374 (U)								
8/7/2023						1.66	0.724		0.0602 (U)
8/8/2023				-0.107 (U)	0.114 (U)				
2/20/2024		0.509	0.612				0.444 (U)		
2/21/2024				-0.0298 (U)		0.481 (U)		-0.217 (U)	
2/23/2024	0.912								0.587
2/27/2024					0.383 (U)				

Time Series

Constituent: Combined Radium 226 + 228 (pCi/L) Analysis Run 6/24/2024 10:53 AM

Plant Scherer Client: Southern Company Data: Scherer AP

	SGWC-11	SGWC-12	SGWC-13	SGWC-14	SGWC-15	SGWC-16	SGWC-17	SGWC-18	SGWC-19
5/11/2016	0.182 (U)	0.433							
5/12/2016			0.0531 (U)	0.106 (U)	0.344 (U)	0.0196 (U)	0.134 (U)		
5/13/2016								0.103 (U)	-0.115 (U)
6/28/2016	0.858	0.435 (U)	0.483 (U)	0.735 (U)	0.256 (U)	0.418 (U)			
6/29/2016							0.391 (U)		0.396 (U)
6/30/2016								0.593 (U)	
8/17/2016	0.367 (U)								
8/18/2016		0.214 (U)	0.286 (U)	0.212 (U)	0.503 (U)	0.199 (U)	0.498 (U)		
8/22/2016								0.17 (U)	-0.102 (U)
10/17/2016	0.551	0.316 (U)	0.472	-0.187 (U)					
10/18/2016					0.171 (U)	0.0404 (U)			0.352 (U)
10/19/2016							0.639	0.433	
12/6/2016	0.438	0.0575 (U)	0.903						
12/7/2016				0.701	0.375 (U)	0.426	0.239 (U)	0.435 (U)	
12/8/2016									0.431 (U)
2/15/2017	-0.0831 (U)	-0.0321 (U)	-0.223 (U)	0.155 (U)	0.0801 (U)		0.175 (U)		
2/16/2017						0.163 (U)		0.101 (U)	0.146 (U)
4/12/2017	0.343 (U)	0.00949 (U)	0.21 (U)	0.233 (U)	0.197 (U)				
4/13/2017						0.0522 (U)	-0.00846 (U)	-0.0014 (U)	0.127 (U)
6/27/2017	0.369	0.183 (U)	0.0574 (U)	0.302	0.0274 (U)	0.222 (U)	0.186 (U)		
6/28/2017								0.512	0.11 (U)
3/27/2018	0.172 (U)	0.445	0.145 (U)	0.306 (U)	0.285 (U)	0.387 (U)	0.249 (U)		
3/28/2018								0.428	0.247 (U)
6/6/2018	0.153 (U)	0.0775 (U)							
6/7/2018			0.235 (U)	0.211 (U)	0.64	0.283 (U)	0.172 (U)		
6/8/2018								0.32 (U)	0.0462 (U)
10/8/2018		0.865	0.64	0.636		0.799	0.682		
10/9/2018									0.584
10/16/2018	1.06				0.731				
10/18/2018								0.304 (U)	
2/20/2019	0.708	0.161 (U)	0.222 (U)	0.147 (U)	0.573	0.0684 (U)	0.278 (U)	0.139 (U)	0.114 (U)
4/1/2019	0.173 (U)	0.372	0.36	-0.138 (U)	0.0499 (U)				
4/2/2019						0.167 (U)	-0.0476 (U)	0.336 (U)	0.11 (U)
9/16/2019	0.251 (U)	0.569 (U)							
9/17/2019			0.143 (U)	0.264 (U)	0.441 (U)	0.558	0.235 (U)	0.449	0.302 (U)
2/18/2020	0.203 (U)								
2/19/2020		0.166 (U)	0.218 (U)	0.0061 (U)	0.415 (U)	0.0321 (U)	0.217 (U)		0.308 (U)
2/20/2020								0.22 (U)	
3/23/2020									0.171 (U)
3/24/2020							0.426		
3/25/2020	0.204 (U)								
3/26/2020		0.604						0.366 (U)	
3/27/2020			0.235 (U)	0.206 (U)	0.39 (U)	0.305 (U)			
9/14/2020	-0.0264 (U)	0.575	0.613						
9/15/2020				0.131 (U)	0.546	-0.0426 (U)	0.661	1.74	1.55
2/9/2021	0.114 (U)	0.146 (U)	0.307 (U)	-0.121 (U)	0.222 (U)	-0.00967 (U)			
2/10/2021							0.55	0.423 (U)	0.235 (U)
3/30/2021								0.439 (U)	0.511
3/31/2021					0.311 (U)				
4/1/2021						0.0901 (U)	0.0517 (U)		
4/6/2021				-0.0391 (U)					
4/7/2021	0.0576 (U)	0.0695 (U)	0.356 (U)						

Time Series

Constituent: Combined Radium 226 + 228 (pCi/L) Analysis Run 6/24/2024 10:53 AM

Plant Scherer Client: Southern Company Data: Scherer AP

	SGWC-11	SGWC-12	SGWC-13	SGWC-14	SGWC-15	SGWC-16	SGWC-17	SGWC-18	SGWC-19
8/18/2021							0.13 (U)	0.277 (U)	
8/19/2021	0.755		0.228 (U)	-0.0806 (U)	0.518	0.037 (U)			-0.0514 (U)
8/20/2021		0.0109 (U)							
2/10/2022	0.11 (U)	0.279 (U)				0.595		0.244 (U)	
2/11/2022			0.631		0.5		0.233 (U)		0.456 (U)
2/14/2022				0.377 (U)					
8/18/2022	0.393 (U)	0.384 (U)	0.377 (U)						
8/19/2022				0.378 (U)	0.459				
8/22/2022									0.356 (U)
8/23/2022								0.345 (U)	
8/31/2022						0.31 (U)	0.434 (U)		
2/22/2023	-0.172 (U)						0.0917 (U)	0.0285 (U)	0.297 (U)
2/23/2023		0.784	0.506 (U)	0.0406 (U)	0.0665 (U)	0.183 (U)			
8/2/2023	1.23		0.631						
8/7/2023		0.366 (U)			0.819		0.262 (U)	-0.16 (U)	0.132 (U)
8/8/2023				0.177 (U)		0.0269 (U)			
2/20/2024									0.544
2/23/2024	0.189 (U)	0.612	0.242 (U)						
2/26/2024					0.353 (U)	0.633	0.559 (U)		
2/27/2024				0.788				0.591	

Time Series

Constituent: Combined Radium 226 + 228 (pCi/L) Analysis Run 6/24/2024 10:53 AM

Plant Scherer Client: Southern Company Data: Scherer AP

	SGWC-20	SGWC-21	SGWC-22	SGWC-23	SGWC-6	SGWC-7	SGWC-8	SGWC-9
5/11/2016					0.0394 (U)	0.214 (U)	2.05	0.134 (U)
5/12/2016	0.556	0.216 (U)	0.285 (U)	0.801				
6/27/2016					0.624 (U)	0.581 (U)	2.9	
6/29/2016	0.162 (U)	0.253 (U)	1.1	0.423 (U)				0.665 (U)
8/17/2016					0.572	0.665	2.57	
8/19/2016			0.367 (U)	0.869				
8/22/2016	0.433 (U)	0.115 (U)						0.391 (U)
10/17/2016					0.307 (U)		2.08	
10/18/2016	0.741	0.593	0.276 (U)	0.881		0.453		0.521
12/6/2016					0.122 (U)	0.368 (U)	2.25	
12/7/2016		0.897	0.318 (U)	0.455				0.367 (U)
12/8/2016	1.06							
2/14/2017					0.166 (U)	0.328 (U)	1.77	
2/15/2017				0.635				
2/16/2017	0.382 (U)	0.132 (U)	0.168 (U)					0.076 (U)
4/12/2017					0.355 (U)	0.206 (U)	2.72	
4/13/2017	0.189 (U)	0.287 (U)	0.3 (U)	0.413				0.239 (U)
6/27/2017					0.0783 (U)	0.598	2.07	0.268 (U)
6/28/2017	0.84	0.143 (U)	0.0844 (U)	0.331 (U)				
3/27/2018				0.61	0.0443 (U)	0.546	2.3	
3/28/2018	0.334 (U)	0.38	0.0661 (U)					0.378
6/6/2018					0.127 (U)	0.165 (U)	1.59	-0.0272 (U)
6/7/2018	0.235 (U)	0.514	0.222 (U)	0.64				
10/8/2018		0.374	0.499	0.437	0.77			
10/9/2018						0.385	3.01	0.565
10/18/2018	0.399							
2/19/2019			0.532	0.301 (U)				
2/20/2019	0.353	0.239 (U)			0.25 (U)	0.433	2.5	0.425
4/1/2019						0.675	1.91	-0.0113 (U)
4/2/2019	0.271 (U)	0.218 (U)	0.313 (U)	0.516	0.3 (U)			
9/16/2019					0.0805 (U)			-0.116 (U)
9/17/2019	0.591	-0.04 (U)				0.341 (U)	2.04	
9/18/2019			0.101 (U)	0.285 (U)				
2/18/2020	0.474	0.287 (U)	0.0109 (U)	0.399	-0.0675 (U)	0.326 (U)	2.06	
2/19/2020								0.0604 (U)
3/23/2020	0.258 (U)	0.384						
3/24/2020			0.188 (U)	0.183 (U)				
3/25/2020					0.411 (U)		2.99	0.206 (U)
3/26/2020						0.151 (U)		
9/14/2020					0.334 (U)	0.123 (U)	2.16	0.502 (U)
9/15/2020	0.831	1.6	1.82	1.03				
2/9/2021					0.273 (U)	0.721	2.92	0.0162 (U)
2/10/2021	0.331 (U)	0.5	0.167 (U)	0.46				
3/30/2021	0.572	0.955						
3/31/2021			0.0687 (U)	0.37 (U)				0.153 (U)
4/1/2021					0.544	0.329 (U)	2.26	
8/18/2021		0.505	0.026 (U)	0.603	-0.0332 (U)	0.726	1.68	
8/19/2021	-0.21 (U)							0.145 (U)
2/9/2022					0.145 (U)	0.659		
2/10/2022			0.346 (U)	0.204 (U)			2.08	0.179 (U)
2/11/2022	0.259 (U)	0.689						
8/18/2022						0.309 (U)	2.58	0.275 (U)

Time Series

Constituent: Combined Radium 226 + 228 (pCi/L) Analysis Run 6/24/2024 10:53 AM

Plant Scherer Client: Southern Company Data: Scherer AP

	SGWC-20	SGWC-21	SGWC-22	SGWC-23	SGWC-6	SGWC-7	SGWC-8	SGWC-9
8/19/2022					0.243 (U)			
8/22/2022	0.475 (U)	0.565	0.632	0.0738 (U)				
2/22/2023	0.154 (U)				0.0662 (U)	-0.191 (U)	0.866	0.473 (U)
2/23/2023		0.526 (U)	0.322 (U)	0.314 (U)				
8/1/2023					0.11 (U)			
8/7/2023	0.0467 (U)		0.268 (U)					0.619
8/8/2023		0.496 (U)		0.0999 (U)		0.12 (U)	1.75	
2/20/2024					0.538			
2/21/2024			0.289 (U)	0.412 (U)		0.22 (U)	1.29	-0.0257 (U)
2/26/2024	0.357 (U)							
2/27/2024		2.32						

Time Series

Constituent: Fluoride, total (mg/L) Analysis Run 6/24/2024 10:53 AM

Plant Scherer Client: Southern Company Data: Scherer AP

	PZ-13S	PZ-14S	PZ-17I	PZ-39S	PZ-40I	PZ-41S	PZ-42I	PZ-43S	PZ-44I
10/16/2018									<0.2
10/17/2018				0.087 (J)					
10/18/2018			<0.2		<0.2	<0.2	0.083 (J)	<0.2	
2/8/2022	<0.2	<0.2							
2/9/2022			0.028 (J)	<0.2		<0.2	0.033 (J)	0.028 (J)	<0.2
2/10/2022					<0.2				
8/22/2022							0.043 (J)		
8/23/2022		0.029 (J)		0.043 (J)	0.036 (J)				
8/24/2022	0.069 (J)		0.046 (J)			0.035 (J)		0.037 (J)	0.031 (J)
2/23/2023	0.042 (J)	0.043 (J)	0.049 (J)			0.06 (J)	0.079 (J)		
2/24/2023				0.062 (J)	0.047 (J)			0.042 (J)	
2/28/2023									0.034 (J)
8/1/2023		<0.2	0.052 (J)		<0.2				
8/2/2023	<0.2			0.04 (J)		<0.2	0.053 (J)	<0.2	<0.2
2/21/2024	<0.2								
2/23/2024									<0.2
2/26/2024			<0.2						
2/27/2024				<0.2	<0.2	<0.2	<0.2	<0.2	
2/28/2024		<0.2							

ND substitution: RL or RL/2 if <15% NDs.

Time Series

Constituent: Fluoride, total (mg/L) Analysis Run 6/24/2024 10:53 AM

Plant Scherer Client: Southern Company Data: Scherer AP

	PZ-69I	SGWA-1 (bg)	SGWA-2 (bg)	SGWA-24 (bg)	SGWA-25 (bg)	SGWA-3 (bg)	SGWA-4 (bg)	SGWA-5 (bg)	SGWC-10
5/10/2016		<0.2	0.0537 (J)	0.0648 (J)	0.041 (J)	0.0192 (J)		0.0188 (J)	
5/11/2016							0.108 (J)		0.019 (J)
6/23/2016		<0.2	0.03 (J)	0.05 (J)				<0.2	
6/24/2016						0.02 (J)	0.08 (J)		
6/27/2016					0.03 (J)				
6/28/2016									<0.2
8/16/2016		<0.2	<0.2	<0.2		<0.2		<0.2	
8/17/2016					<0.2		<0.2		<0.2
10/13/2016		<0.2		<0.2					
10/14/2016			<0.2		<0.2	<0.2		<0.2	
10/17/2016							<0.2		<0.2
12/5/2016				<0.2					
12/6/2016		<0.2	<0.2		<0.2	<0.2	0.091 (J)	<0.2	<0.2
2/14/2017		<0.2	<0.2	<0.2	<0.2	<0.2	0.1 (J)	<0.2	
2/15/2017									<0.2
4/10/2017				<0.2					
4/11/2017		<0.2	<0.2		<0.2	<0.2	<0.2	<0.2	
4/12/2017									<0.2
6/26/2017		<0.2	<0.2	<0.2		<0.2	<0.2	<0.2	
6/27/2017					<0.2				<0.2
10/10/2017		<0.2	<0.2	<0.2					
10/11/2017					<0.2	<0.2	<0.2	<0.2	
10/12/2017									<0.2
3/26/2018		<0.2	<0.2	<0.2		<0.2			
3/27/2018					<0.2		<0.2	<0.2	<0.2
6/5/2018		<0.2	<0.2	<0.2	<0.2			<0.2	
6/6/2018						<0.2	<0.2		<0.2
10/5/2018		<0.2	<0.2	<0.2		<0.2			
10/8/2018					<0.2		<0.2	<0.2	
10/9/2018									<0.2
2/18/2019		<0.2	0.05 (J)				0.066 (J)		
2/19/2019				0.06 (J)	0.044 (J)	<0.2		<0.2	
2/20/2019									<0.2
3/28/2019					0.037 (J)	0.026 (J)	0.052 (J)	<0.2	
3/29/2019		<0.2	0.053 (J)	0.056 (J)					
4/1/2019									<0.2
9/12/2019								<0.2	
9/13/2019				0.049 (J)					
9/16/2019		<0.2	0.054 (J)		0.04 (J)	0.026 (J)	0.055 (J)		
9/17/2019									<0.2
2/13/2020		<0.2	0.051 (J)	0.066 (J)					
2/17/2020					0.041 (J)			<0.2	
2/18/2020						<0.2	0.068 (J)		
2/19/2020									<0.2
3/17/2020			0.038 (J)		0.041 (J)	0.029 (J)		0.03 (J)	
3/18/2020		<0.2		0.078 (J)			<0.2		
3/25/2020									0.031 (J)
9/14/2020		<0.2	0.033 (J)	0.038 (J)	0.028 (J)	<0.2	0.035 (J)	<0.2	<0.2
2/9/2021		<0.2	0.055 (J)	0.059 (J)	0.037 (J)	<0.2	0.059 (J)	<0.2	<0.2
3/30/2021		<0.2	0.048 (J)	0.052 (J)					
3/31/2021						<0.2	0.051 (J)	<0.2	0.047 (J)
4/7/2021					0.054 (J)				

ND substitution: RL or RL/2 if <15% NDs.

Time Series

Constituent: Fluoride, total (mg/L) Analysis Run 6/24/2024 10:53 AM

Plant Scherer Client: Southern Company Data: Scherer AP

	PZ-69I	SGWA-1 (bg)	SGWA-2 (bg)	SGWA-24 (bg)	SGWA-25 (bg)	SGWA-3 (bg)	SGWA-4 (bg)	SGWA-5 (bg)	SGWC-10
8/17/2021		0.052 (J)	0.096 (J)		0.079 (J)		0.093 (J)		
8/18/2021				0.16		0.066 (J)		0.07 (J)	
8/19/2021									<0.2
2/9/2022		0.034 (J)	0.11		0.069 (J)	0.049 (J)	0.083 (J)	0.044 (J)	
2/10/2022	0.15			0.061 (J)					
2/11/2022									0.03 (J)
8/17/2022		0.088 (J)	0.076 (J)						
8/18/2022				0.051 (J)	0.044 (J)	0.034 (J)	0.056 (J)	0.036 (J)	
8/19/2022									<0.2
8/24/2022	0.21								
2/21/2023		0.048 (J)				0.041 (J)		0.039 (J)	
2/22/2023			0.07 (J)				0.6 (o)		0.045 (J)
2/23/2023				0.074 (J)	0.075 (J)				
2/24/2023	0.083 (J)								
8/1/2023		<0.2	0.077 (J)					<0.2	
8/2/2023	0.087 (J)								
8/7/2023						<0.2	0.07 (J)		<0.2
8/8/2023				0.077 (J)	0.048 (J)				
2/20/2024		<0.2	<0.2				<0.2		
2/21/2024				<0.2		<0.2		<0.2	
2/23/2024	<0.2								<0.2
2/27/2024					<0.2				

ND substitution: RL or RL/2 if <15% NDs.

Time Series

Constituent: Fluoride, total (mg/L) Analysis Run 6/24/2024 10:53 AM

Plant Scherer Client: Southern Company Data: Scherer AP

	SGWC-11	SGWC-12	SGWC-13	SGWC-14	SGWC-15	SGWC-16	SGWC-17	SGWC-18	SGWC-19
5/11/2016	0.033 (J)	0.11 (J)							
5/12/2016			0.042 (J)	0.031 (J)	0.1071 (J)	0.011 (J)	0.066 (J)		
5/13/2016								0.0343 (J)	0.0126 (J)
6/28/2016	0.08 (J)	0.18 (J)	0.15 (J)	0.03 (J)	0.26 (J)	0.09 (J)			
6/29/2016							0.17 (J)		0.18 (J)
6/30/2016								0.18 (J)	
8/17/2016	<0.2								
8/18/2016		0.12 (J)	<0.2	<0.2	0.14 (J)	<0.2	<0.2		
8/22/2016								<0.2	<0.2
10/17/2016	<0.2	0.082 (J)	<0.2	<0.2					
10/18/2016					0.12 (J)	<0.2			<0.2
10/19/2016							<0.2	<0.2	
12/6/2016	<0.2	0.11 (J)	<0.2						
12/7/2016				<0.2	0.13 (J)	<0.2	<0.2	<0.2	
12/8/2016									<0.2
2/15/2017	<0.2	0.13 (J)	<0.2	<0.2	0.12 (J)		0.089 (J)		
2/16/2017						<0.2		<0.2	<0.2
4/12/2017	<0.2	0.088 (J)	<0.2	<0.2	0.11 (J)				
4/13/2017						<0.2	<0.2	<0.2	<0.2
6/27/2017	<0.2	0.1 (J)	<0.2	<0.2	0.13 (J)	<0.2	<0.2		
6/28/2017								<0.2	<0.2
10/11/2017	<0.2	<0.2	<0.2	<0.2					
10/12/2017					0.13 (J)	<0.2	<0.2	<0.2	<0.2
3/27/2018	<0.2	<0.2	<0.2	<0.2	0.12 (J)	<0.2	<0.2		
3/28/2018								<0.2	<0.2
6/6/2018	<0.2	<0.2							
6/7/2018			<0.2	<0.2	0.14 (J)	<0.2	<0.2		
6/8/2018								<0.2	<0.2
10/8/2018		<0.2	<0.2	<0.2		<0.2	<0.2		
10/9/2018									<0.2
10/16/2018	<0.2				0.14 (J)				
10/18/2018								<0.2	
2/20/2019	<0.2	0.052 (J)	<0.2	<0.2	0.33	<0.2	0.034 (J)	<0.2	<0.2
4/1/2019	<0.2	0.048 (J)	<0.2	<0.2	0.072 (J)				
4/2/2019						<0.2	0.045 (J)	0.05 (J)	<0.2
9/16/2019	<0.2	0.065 (J)							
9/17/2019			0.04 (J)	0.028 (J)	0.1	<0.2	0.047 (J)	0.034 (J)	<0.2
2/18/2020	<0.2								
2/19/2020		0.064 (J)	0.027 (J)	0.026 (J)	0.13	<0.2	0.046 (J)		<0.2
2/20/2020								<0.2	
3/23/2020									0.057 (J)
3/24/2020							0.058 (J)		
3/25/2020	0.058 (J)								
3/26/2020		0.081 (J)						0.091 (J)	
3/27/2020			0.045 (J)	0.041 (J)	0.13	0.027 (J)			
9/14/2020	<0.2	0.042 (J)	<0.2						
9/15/2020				0.04 (J)	0.15	0.037 (J)	0.052 (J)	<0.2	<0.2
2/9/2021	<0.2	0.074 (J)	<0.2	<0.2	0.14	<0.2			
2/10/2021							0.03 (J)	<0.2	<0.2
3/30/2021								0.1 (J)	<0.2
3/31/2021					0.12				
4/1/2021						<0.2	0.051 (J)		

ND substitution: RL or RL/2 if <15% NDs.

Time Series

Constituent: Fluoride, total (mg/L) Analysis Run 6/24/2024 10:53 AM

Plant Scherer Client: Southern Company Data: Scherer AP

	SGWC-11	SGWC-12	SGWC-13	SGWC-14	SGWC-15	SGWC-16	SGWC-17	SGWC-18	SGWC-19
4/6/2021				<0.2					
4/7/2021	<0.2	0.066 (J)	0.053 (J)						
8/18/2021							0.087 (J)	0.099 (J)	
8/19/2021	<0.2		<0.2	<0.2	0.12	0.038 (J)			<0.2
8/20/2021		0.082 (J)							
2/10/2022	<0.2	0.06 (J)				<0.2		0.039 (J)	
2/11/2022			0.045 (J)		0.14		0.064 (J)		<0.2
2/14/2022				0.035 (J)					
8/18/2022	0.034 (J)	0.052 (J)	0.038 (J)						
8/19/2022				<0.2	0.11				
8/22/2022									0.041 (J)
8/23/2022								0.1 (J)	
8/31/2022						0.058 (J)	0.058 (J)		
2/22/2023	0.063 (J)						0.06 (J)	0.061 (J)	0.046 (J)
2/23/2023		0.089 (J)	0.077 (J)	0.068 (J)	0.11	0.045 (J)			
8/2/2023	<0.2		<0.2						
8/7/2023		0.078 (J)			0.13		0.076 (J)	0.043 (J)	<0.2
8/8/2023				<0.2		<0.2			
2/20/2024									<0.2
2/23/2024	<0.2	<0.2	<0.2						
2/26/2024					<0.2	<0.2	<0.2		
2/27/2024				<0.2				<0.2	

ND substitution: RL or RL/2 if <15% NDs.

Time Series

Constituent: Fluoride, total (mg/L) Analysis Run 6/24/2024 10:53 AM

Plant Scherer Client: Southern Company Data: Scherer AP

	SGWC-20	SGWC-21	SGWC-22	SGWC-23	SGWC-6	SGWC-7	SGWC-8	SGWC-9
5/11/2016					0.133 (J)	0.245 (J)	0.362	0.076 (J)
5/12/2016	0.259 (J)	0.079 (J)	0.029 (J)	0.0341 (J)				
6/27/2016					0.21 (J)	0.23 (J)	0.45	
6/29/2016	0.45	0.15 (J)	0.04 (J)	0.04 (J)				0.13 (J)
8/17/2016					0.14 (J)	0.22	0.54	
8/19/2016			<0.2	<0.2				
8/22/2016	0.33	0.083 (J)						<0.2
10/17/2016					0.11 (J)		0.51	
10/18/2016	0.26	<0.2	<0.2	<0.2		0.24		<0.2
12/6/2016					0.14 (J)	0.26	0.58	
12/7/2016		<0.2	<0.2	<0.2				<0.2
12/8/2016	0.28							
2/14/2017					0.2	0.17 (J)	0.39	
2/15/2017				0.092 (J)				
2/16/2017	0.28	0.12 (J)	0.1 (J)					0.097 (J)
4/12/2017					0.089 (J)	0.2	0.41	
4/13/2017	0.2	<0.2	<0.2	<0.2				<0.2
6/27/2017					0.085 (J)	0.23	0.47	<0.2
6/28/2017	0.22	0.1 (J)	<0.2	<0.2				
10/11/2017					0.089 (J)	0.21		
10/12/2017	0.18 (J)	<0.2	<0.2	<0.2			0.47	<0.2
3/27/2018				<0.2	<0.2	0.19 (J)	0.4	
3/28/2018	0.19 (J)	<0.2	<0.2					<0.2
6/6/2018					<0.2	0.2	0.4	<0.2
6/7/2018	0.21	<0.2	<0.2	<0.2				
10/8/2018		<0.2	<0.2	<0.2	<0.2			
10/9/2018						0.2	0.47	<0.2
10/18/2018	0.23							
2/19/2019			<0.2	0.055 (J)				
2/20/2019	0.2	0.051 (J)			0.092 (J)	0.2	0.32	0.074 (J)
4/1/2019						0.12 (J)	0.21	0.041 (J)
4/2/2019	0.15 (J)	0.066 (J)	<0.2	0.036 (J)	0.1 (J)			
9/16/2019					0.099 (J)			0.057 (J)
9/17/2019	0.14	0.077 (J)				0.2	0.47	
9/18/2019			0.028 (J)	0.044 (J)				
2/18/2020	0.16	0.073 (J)	<0.2	0.082 (J)	0.11	0.2	0.38	
2/19/2020								0.061 (J)
3/23/2020	0.25	0.11						
3/24/2020			<0.2	0.081 (J)				
3/25/2020					0.13		0.31	0.079 (J)
3/26/2020						0.14		
9/14/2020					0.076 (J)	0.11	0.29	0.037 (J)
9/15/2020	0.15	0.061 (J)	<0.2	0.052 (J)				
2/9/2021					0.12	0.22	0.37	0.05 (J)
2/10/2021	0.19	0.049 (J)	<0.2	0.046 (J)				
3/30/2021	0.18	0.074 (J)						
3/31/2021			<0.2	0.046 (J)				0.073 (J)
4/1/2021					0.14	0.25	0.38	
8/18/2021		0.12	0.054 (J)	0.11	0.19	0.31	0.48	
8/19/2021	0.17							0.078 (J)
2/9/2022					0.19	0.27		
2/10/2022			<0.2	0.066 (J)			0.44	0.098 (J)

ND substitution: RL or RL/2 if <15% NDs.

Time Series

Constituent: Fluoride, total (mg/L) Analysis Run 6/24/2024 10:53 AM

Plant Scherer Client: Southern Company Data: Scherer AP

	SGWC-20	SGWC-21	SGWC-22	SGWC-23	SGWC-6	SGWC-7	SGWC-8	SGWC-9
2/11/2022	0.14	0.092 (J)						
8/18/2022						0.14	0.54	0.51
8/19/2022					0.12			
8/22/2022	0.22	0.09 (J)	0.038 (J)	0.052 (J)				
2/22/2023	0.13				0.11	0.16	0.52	0.076 (J)
2/23/2023		0.087 (J)	0.075 (J)	0.089 (J)				
8/1/2023					0.13			
8/7/2023	0.18		0.04 (J)					0.11
8/8/2023		0.097 (J)		0.077 (J)		0.21	0.78	
2/20/2024					<0.2			
2/21/2024			<0.2	<0.2		<0.2	1.1 (J)	<0.2
2/26/2024	<0.2							
2/27/2024		<0.2						

ND substitution: RL or RL/2 if <15% NDs.

Time Series

Constituent: Lead (mg/L) Analysis Run 6/24/2024 10:53 AM

Plant Scherer Client: Southern Company Data: Scherer AP

	PZ-13S	PZ-14S	PZ-17I	PZ-39S	PZ-40I	PZ-41S	PZ-42I	PZ-43S	PZ-44I
10/16/2018									<0.001
10/17/2018				<0.001					
10/18/2018			<0.001		<0.001	<0.001	<0.001	<0.001	
2/8/2022	<0.001	<0.001							
2/9/2022			<0.001	<0.001		<0.001	<0.001	<0.001	<0.001
2/10/2022					<0.001				
8/22/2022							0.00019 (J)		
8/23/2022		<0.001		<0.001	<0.001				
8/24/2022	<0.001		<0.001			<0.001		<0.001	<0.001
2/23/2023	<0.001	<0.001	<0.001			<0.001	<0.001		
2/24/2023				<0.001	<0.001			<0.001	
2/28/2023									<0.001
8/1/2023		<0.001	<0.001		<0.001				
8/2/2023	<0.001			<0.001		<0.001	<0.001	<0.001	<0.001
2/21/2024	<0.001								
2/23/2024									<0.001
2/26/2024			<0.001						
2/27/2024				<0.001	<0.001	<0.001	<0.001	<0.001	
2/28/2024		<0.001							

ND substitution: RL or RL/2 if <15% NDs.

Time Series

Constituent: Lead (mg/L) Analysis Run 6/24/2024 10:53 AM

Plant Scherer Client: Southern Company Data: Scherer AP

	PZ-69I	SGWA-1 (bg)	SGWA-2 (bg)	SGWA-24 (bg)	SGWA-25 (bg)	SGWA-3 (bg)	SGWA-4 (bg)	SGWA-5 (bg)	SGWC-10
5/10/2016		<0.001	<0.001	<0.001	<0.001	<0.001		<0.001	
5/11/2016							<0.001		<0.001
6/23/2016		<0.001	<0.001	0.0001 (J)				<0.001	
6/24/2016						<0.001	<0.001		
6/27/2016					<0.001				
6/28/2016									<0.001
8/16/2016		<0.001	<0.001	<0.001		<0.001		<0.001	
8/17/2016					<0.001		<0.001		<0.001
10/13/2016		<0.001		<0.001					
10/14/2016			<0.001		<0.001	<0.001		<0.001	
10/17/2016							<0.001		<0.001
12/5/2016				<0.001					
12/6/2016		<0.001	<0.001		<0.001	<0.001	<0.001	<0.001	<0.001
2/14/2017		<0.001	<0.001	<0.001	<0.001	<0.001	<0.001	<0.001	
2/15/2017									<0.001
4/10/2017				<0.001					
4/11/2017		<0.001	<0.001		<0.001	<0.001	<0.001	<0.001	
4/12/2017									<0.001
6/26/2017		<0.001	<0.001	<0.001		<0.001	<0.001	<0.001	
6/27/2017					<0.001				<0.001
3/26/2018		<0.001	<0.001	<0.001		<0.001			
3/27/2018					<0.001		<0.001	<0.001	<0.001
6/5/2018		<0.001	<0.001	<0.001	<0.001			<0.001	
6/6/2018						<0.001	<0.001		<0.001
10/5/2018		<0.001	<0.001	<0.001		<0.001			
10/8/2018					<0.001		<0.001	<0.001	
10/9/2018									<0.001
2/18/2019		<0.001	<0.001				<0.001		
2/19/2019				<0.001	<0.001	<0.001		<0.001	
2/20/2019									<0.001
3/28/2019					<0.001	<0.001	<0.001	<0.001	
3/29/2019		<0.001	<0.001	<0.001					
4/1/2019									<0.001
9/12/2019								<0.001	
9/13/2019				0.00014 (J)					
9/16/2019		<0.001	<0.001		<0.001	0.00017 (J)	<0.001		
9/17/2019									0.00013 (J)
2/13/2020		<0.001	<0.001	<0.001					
2/17/2020					<0.001			<0.001	
2/18/2020						<0.001	<0.001		
2/19/2020									0.00014 (J)
3/17/2020			<0.001		<0.001	<0.001		<0.001	
3/18/2020		0.00022 (J)		0.00022 (J)			0.00021 (J)		
3/25/2020									<0.001
9/14/2020		<0.001	<0.001	0.00014 (J)	<0.001	<0.001	<0.001	<0.001	<0.001
2/9/2021		<0.001	<0.001	<0.001	<0.001	<0.001	<0.001	<0.001	0.00013 (J)
3/30/2021		<0.001	<0.001	<0.001					
3/31/2021						<0.001	<0.001	<0.001	<0.001
4/7/2021					<0.001				
8/17/2021		<0.001	<0.001		<0.001		<0.001		
8/18/2021				0.00023 (J)		<0.001		0.0003 (J)	
8/19/2021									<0.001

ND substitution: RL or RL/2 if <15% NDs.

Time Series

Constituent: Lead (mg/L) Analysis Run 6/24/2024 10:53 AM

Plant Scherer Client: Southern Company Data: Scherer AP

	PZ-69I	SGWA-1 (bg)	SGWA-2 (bg)	SGWA-24 (bg)	SGWA-25 (bg)	SGWA-3 (bg)	SGWA-4 (bg)	SGWA-5 (bg)	SGWC-10
2/9/2022		<0.001	<0.001		<0.001	<0.001	<0.001	<0.001	
2/10/2022	<0.001			<0.001					
2/11/2022									<0.001
8/17/2022		0.00018 (J)	0.00044 (J)						
8/18/2022				<0.001	<0.001	<0.001	<0.001	<0.001	
8/19/2022									<0.001
8/24/2022	<0.001								
2/21/2023		<0.001				<0.001		<0.001	
2/22/2023			<0.001				<0.001		<0.001
2/23/2023				<0.001	<0.001				
2/24/2023	<0.001								
8/1/2023		<0.001	<0.001					<0.001	
8/2/2023	<0.001								
8/7/2023						<0.001	<0.001		<0.001
8/8/2023				<0.001	<0.001				
2/20/2024		<0.001	<0.001				<0.001		
2/21/2024				<0.001		<0.001		<0.001	
2/23/2024	<0.001								<0.001
2/27/2024					<0.001				

ND substitution: RL or RL/2 if <15% NDs.

Time Series

Constituent: Lead (mg/L) Analysis Run 6/24/2024 10:53 AM

Plant Scherer Client: Southern Company Data: Scherer AP

	SGWC-11	SGWC-12	SGWC-13	SGWC-14	SGWC-15	SGWC-16	SGWC-17	SGWC-18	SGWC-19
5/11/2016	<0.001	<0.001							
5/12/2016			<0.001	<0.001	<0.001	<0.001	<0.001		
5/13/2016								<0.001	<0.001
6/28/2016	<0.001	<0.001	<0.001	<0.001	<0.001	<0.001			
6/29/2016							<0.001		<0.001
6/30/2016								<0.001	
8/17/2016	<0.001								
8/18/2016		<0.001	<0.001	<0.001	<0.001	<0.001	<0.001		
8/22/2016								<0.001	<0.001
10/17/2016	<0.001	<0.001	<0.001	<0.001					
10/18/2016					<0.001	<0.001			<0.001
10/19/2016							<0.001	<0.001	
12/6/2016	<0.001	<0.001	<0.001						
12/7/2016				<0.001	<0.001	<0.001	<0.001	<0.001	
12/8/2016									<0.001
2/15/2017	<0.001	<0.001	<0.001	<0.001	<0.001		<0.001		
2/16/2017						<0.001		<0.001	<0.001
4/12/2017	<0.001	<0.001	<0.001	<0.001	<0.001				
4/13/2017						<0.001	<0.001	<0.001	<0.001
6/27/2017	<0.001	<0.001	<0.001	<0.001	<0.001	<0.001	<0.001		
6/28/2017								<0.001	<0.001
3/27/2018	<0.001	<0.001	0.00039 (J)	<0.001	<0.001	<0.001	<0.001		
3/28/2018								<0.001	<0.001
6/6/2018	<0.001	<0.001							
6/7/2018			<0.001	<0.001	<0.001	<0.001	<0.001		
6/8/2018								<0.001	<0.001
10/8/2018		<0.001	<0.001	<0.001		<0.001	<0.001		
10/9/2018									<0.001
10/16/2018	<0.001				<0.001				
10/18/2018								<0.001	
2/20/2019	<0.001	<0.001	<0.001	<0.001	<0.001	<0.001	<0.001	<0.001	<0.001
4/1/2019	<0.001	<0.001	<0.001	<0.001	<0.001				
4/2/2019						<0.001	<0.001	<0.001	<0.001
9/16/2019	<0.001	<0.001							
9/17/2019			<0.001	0.00016 (J)	<0.001	<0.001	<0.001	<0.001	<0.001
2/18/2020	<0.001								
2/19/2020		<0.001	<0.001	<0.001	<0.001	<0.001	<0.001		<0.001
2/20/2020								<0.001	
3/23/2020									<0.001
3/24/2020							<0.001		
3/25/2020	<0.001								
3/26/2020		<0.001						<0.001	
3/27/2020			<0.001	0.00066 (J)	0.00023 (J)	0.00013 (J)			
9/14/2020	<0.001	<0.001	<0.001						
9/15/2020				<0.001	<0.001	<0.001	<0.001	<0.001	<0.001
2/9/2021	<0.001	<0.001	<0.001	<0.001	<0.001	<0.001			
2/10/2021							0.00017 (J)	0.00029 (J)	<0.001
3/30/2021								<0.001	<0.001
3/31/2021					<0.001				
4/1/2021						<0.001	<0.001		
4/6/2021				<0.001					
4/7/2021	<0.001	<0.001	<0.001						

ND substitution: RL or RL/2 if <15% NDs.

Time Series

Constituent: Lead (mg/L) Analysis Run 6/24/2024 10:53 AM

Plant Scherer Client: Southern Company Data: Scherer AP

	SGWC-11	SGWC-12	SGWC-13	SGWC-14	SGWC-15	SGWC-16	SGWC-17	SGWC-18	SGWC-19
8/18/2021							<0.001	0.00071 (J)	
8/19/2021	<0.001		<0.001	<0.001	<0.001	<0.001			<0.001
8/20/2021		<0.001							
2/10/2022	<0.001	0.0002 (J)				<0.001		<0.001	
2/11/2022			<0.001		<0.001		<0.001		0.00033 (J)
2/14/2022				<0.001					
8/18/2022	<0.001	<0.001	<0.001						
8/19/2022				0.00028 (J)	<0.001				
8/22/2022									<0.001
8/23/2022								<0.001	
8/31/2022						<0.001	<0.001		
2/22/2023	<0.001						<0.001	<0.001	<0.001
2/23/2023		<0.001	<0.001	<0.001	<0.001	<0.001			
8/2/2023	<0.001		<0.001						
8/7/2023		<0.001			<0.001		<0.001	<0.001	<0.001
8/8/2023				<0.001		<0.001			
2/20/2024									<0.001
2/23/2024	<0.001	<0.001	0.00038 (J)						
2/26/2024					<0.001	<0.001	<0.001		
2/27/2024				<0.001				<0.001	

ND substitution: RL or RL/2 if <15% NDs.

Time Series

Constituent: Lead (mg/L) Analysis Run 6/24/2024 10:53 AM

Plant Scherer Client: Southern Company Data: Scherer AP

	SGWC-20	SGWC-21	SGWC-22	SGWC-23	SGWC-6	SGWC-7	SGWC-8	SGWC-9
5/11/2016					<0.001	<0.001	<0.001	<0.001
5/12/2016	<0.001	<0.001	<0.001	<0.001				
6/27/2016					<0.001	<0.001	<0.001	
6/29/2016	0.0005 (J)	9E-05 (J)	<0.001	9E-05 (J)				<0.001
8/17/2016					<0.001	0.00085 (J)	<0.001	
8/19/2016			<0.001	<0.001				
8/22/2016	<0.001	<0.001						<0.001
10/17/2016					<0.001		<0.001	
10/18/2016	<0.001	<0.001	<0.001	<0.001		<0.001		<0.001
12/6/2016					<0.001	<0.001	<0.001	
12/7/2016		<0.001	<0.001	<0.001				<0.001
12/8/2016	<0.001							
2/14/2017					<0.001	<0.001	<0.001	
2/15/2017				<0.001				
2/16/2017	0.00035 (J)	<0.001	<0.001					<0.001
4/12/2017					<0.001	<0.001	<0.001	
4/13/2017	<0.001	<0.001	<0.001	<0.001				<0.001
6/27/2017					<0.001	<0.001	<0.001	<0.001
6/28/2017	0.00041 (J)	<0.001	<0.001	<0.001				
3/27/2018				<0.001	<0.001	<0.001	<0.001	
3/28/2018	<0.001	<0.001	<0.001					<0.001
6/6/2018					<0.001	<0.001	<0.001	<0.001
6/7/2018	<0.001	<0.001	<0.001	<0.001				
10/8/2018		<0.001	<0.001	<0.001	<0.001			
10/9/2018						<0.001	<0.001	<0.001
10/18/2018	<0.001							
2/19/2019			<0.001	<0.001				
2/20/2019	0.00027 (J)	<0.001			<0.001	<0.001	<0.001	<0.001
4/1/2019						<0.001	<0.001	<0.001
4/2/2019	<0.001	<0.001	<0.001	<0.001	<0.001			
9/16/2019					<0.001			<0.001
9/17/2019	0.00025 (J)	<0.001				<0.001	<0.001	
9/18/2019			<0.001	<0.001				
2/18/2020	0.00025 (J)	<0.001	0.00018 (J)	<0.001	<0.001	<0.001	<0.001	
2/19/2020								<0.001
3/23/2020	0.00023 (J)	<0.001						
3/24/2020			<0.001	<0.001				
3/25/2020					0.0002 (J)		0.00029 (J)	<0.001
3/26/2020						<0.001		
9/14/2020					<0.001	<0.001	<0.001	<0.001
9/15/2020	0.00017 (J)	0.00022 (J)	0.00019 (J)	<0.001				
2/9/2021					<0.001	0.00014 (J)	0.00062 (J)	<0.001
2/10/2021	0.0003 (J)	0.00016 (J)	0.00016 (J)	<0.001				
3/30/2021	0.00018 (J)	0.0002 (J)						
3/31/2021			0.00015 (J)	<0.001				<0.001
4/1/2021					<0.001	0.00015 (J)	<0.001	
8/18/2021		0.00041 (J)	<0.001	<0.001	<0.001	<0.001	<0.001	
8/19/2021	0.00034 (J)							<0.001
2/9/2022					<0.001	<0.001		
2/10/2022			<0.001	<0.001			<0.001	<0.001
2/11/2022	0.00021 (J)	<0.001						
8/18/2022						<0.001	<0.001	<0.001

ND substitution: RL or RL/2 if <15% NDs.

Time Series

Constituent: Lead (mg/L) Analysis Run 6/24/2024 10:53 AM

Plant Scherer Client: Southern Company Data: Scherer AP

	SGWC-20	SGWC-21	SGWC-22	SGWC-23	SGWC-6	SGWC-7	SGWC-8	SGWC-9
8/19/2022					<0.001			
8/22/2022	0.00028 (J)	0.0002 (J)	0.00017 (J)	<0.001				
2/22/2023	<0.001				<0.001	<0.001	<0.001	<0.001
2/23/2023		<0.001	<0.001	<0.001				
8/1/2023					<0.001			
8/7/2023	<0.001		<0.001					<0.001
8/8/2023		<0.001		<0.001		<0.001	<0.001	
2/20/2024					<0.001			
2/21/2024			<0.001	<0.001		<0.001	<0.001	<0.001
2/26/2024	<0.001							
2/27/2024		<0.001						

ND substitution: RL or RL/2 if <15% NDs.

Time Series

Constituent: Lithium (mg/L) Analysis Run 6/24/2024 10:53 AM

Plant Scherer Client: Southern Company Data: Scherer AP

	PZ-13S	PZ-14S	PZ-17I	PZ-39S	PZ-40I	PZ-41S	PZ-42I	PZ-43S	PZ-44I
10/16/2018									0.069
10/17/2018				0.0027 (J)					
10/18/2018			0.0017 (J)		0.015	0.0029 (J)	0.004 (J)	0.0015 (J)	
3/2/2020									<0.005
4/2/2021		<0.005							
4/7/2021									0.02
8/18/2021		<0.005							0.0095
2/8/2022	0.0025 (J)	0.0015 (J)							
2/9/2022			<0.005	0.012		<0.005	0.0026 (J)	0.0031 (J)	0.01
2/10/2022					0.01				
8/22/2022							0.0036 (J)		
8/23/2022		0.0011 (J)		0.022	0.01				
8/24/2022	0.0023 (J)		<0.005			0.00099 (J)		0.0032 (J)	0.011
2/23/2023	0.0033 (J)	0.0022 (J)	0.0016 (J)			<0.005	0.0064		
2/24/2023				0.0071	0.011			0.0046 (J)	
2/28/2023									0.014
8/1/2023		<0.005	<0.005		0.0083				
8/2/2023	<0.005			0.0063		<0.005	0.0055	<0.005	0.015
2/21/2024	<0.005								
2/23/2024									0.01
2/26/2024			<0.005						
2/27/2024				<0.005	0.0071	<0.005	0.0049 (J)	0.0038 (J)	
2/28/2024		<0.005							

ND substitution: RL or RL/2 if <15% NDs.

Time Series

Constituent: Lithium (mg/L) Analysis Run 6/24/2024 10:53 AM

Plant Scherer Client: Southern Company Data: Scherer AP

	PZ-69I	SGWA-1 (bg)	SGWA-2 (bg)	SGWA-24 (bg)	SGWA-25 (bg)	SGWA-3 (bg)	SGWA-4 (bg)	SGWA-5 (bg)	SGWC-10
5/10/2016		<0.005	<0.005	<0.005	<0.005	<0.005		<0.005	
5/11/2016							<0.005		<0.005
6/23/2016		0.0013 (J)	<0.005	<0.005				<0.005	
6/24/2016						<0.005	<0.005		
6/27/2016					<0.005				
6/28/2016									<0.005
8/16/2016		<0.005	<0.005	<0.005		<0.005		<0.005	
8/17/2016					<0.005		<0.005		<0.005
10/13/2016		<0.005		<0.005					
10/14/2016			<0.005		<0.005	<0.005		<0.005	
10/17/2016							<0.005		<0.005
12/5/2016				<0.005					
12/6/2016		<0.005	<0.005		<0.005	<0.005	<0.005	<0.005	<0.005
2/14/2017		<0.005	<0.005	<0.005	<0.005	<0.005	<0.005	<0.005	
2/15/2017									<0.005
4/10/2017				<0.005					
4/11/2017		<0.005	<0.005		<0.005	<0.005	<0.005	<0.005	
4/12/2017									<0.005
6/26/2017		<0.005	<0.005	<0.005		<0.005	<0.005	<0.005	
6/27/2017					<0.005				<0.005
3/26/2018		0.0024 (J)	<0.005	<0.005		0.0013 (J)			
3/27/2018					<0.005		<0.005	0.0017 (J)	<0.005
6/5/2018		0.0018 (J)	<0.005	0.0011 (J)	0.0015 (J)			<0.005	
6/6/2018						<0.005	<0.005		<0.005
10/5/2018		0.0018 (J)	<0.005	0.0012 (J)		<0.005			
10/8/2018					<0.005		<0.005	<0.005	
10/9/2018									<0.005
2/18/2019		<0.005	<0.005				<0.005		
2/19/2019				<0.005	<0.005	<0.005		<0.005	
2/20/2019									<0.005
3/28/2019					<0.005	<0.005	<0.005	<0.005	
3/29/2019		<0.005	<0.005	<0.005					
4/1/2019									<0.005
9/12/2019								<0.005	
9/13/2019				<0.005					
9/16/2019		0.0034	<0.005		<0.005	<0.005	<0.005		
9/17/2019									<0.005
2/13/2020		<0.005	<0.005	<0.005					
2/17/2020					<0.005			<0.005	
2/18/2020						<0.005	<0.005		
2/19/2020									<0.005
3/17/2020			<0.005		<0.005	<0.005		<0.005	
3/18/2020		<0.005		<0.005			<0.005		
3/25/2020									<0.005
9/14/2020		<0.005	<0.005	<0.005	<0.005	<0.005	<0.005	<0.005	<0.005
2/9/2021		<0.005	<0.005	<0.005	<0.005	<0.005	<0.005	<0.005	<0.005
3/30/2021		<0.005	<0.005	<0.005					
3/31/2021						<0.005	<0.005	<0.005	<0.005
4/7/2021					<0.005				
8/17/2021		<0.005	<0.005		<0.005		<0.005		
8/18/2021				<0.005		<0.005		<0.005	
8/19/2021									<0.005

ND substitution: RL or RL/2 if <15% NDs.

Time Series

Constituent: Lithium (mg/L) Analysis Run 6/24/2024 10:53 AM

Plant Scherer Client: Southern Company Data: Scherer AP

	PZ-69I	SGWA-1 (bg)	SGWA-2 (bg)	SGWA-24 (bg)	SGWA-25 (bg)	SGWA-3 (bg)	SGWA-4 (bg)	SGWA-5 (bg)	SGWC-10
2/9/2022		0.0011 (J)	<0.005		<0.005	<0.005	<0.005	0.00094 (J)	
2/10/2022	0.0029 (J)			<0.005					
2/11/2022									<0.005
8/17/2022		0.0035 (J)	0.0016 (J)						
8/18/2022				0.0015 (J)	0.0014 (J)	0.0012 (J)	0.00086 (J)	0.0019 (J)	
8/19/2022									0.0011 (J)
8/24/2022	0.0025 (J)								
2/21/2023		0.0022 (J)				<0.005		0.002 (J)	
2/22/2023			<0.005				<0.005		<0.005
2/23/2023				0.0022 (J)	0.002 (J)				
2/24/2023	0.0026 (J)								
8/1/2023		<0.005	<0.005					<0.005	
8/2/2023	<0.005								
8/7/2023						<0.005	<0.005		<0.005
8/8/2023				<0.005	<0.005				
2/20/2024		0.0051	0.0025 (J)				<0.005		
2/21/2024				<0.005		<0.005		<0.005	
2/23/2024	<0.005								<0.005
2/27/2024					0.0023 (J)				

ND substitution: RL or RL/2 if <15% NDs.

Time Series

Constituent: Lithium (mg/L) Analysis Run 6/24/2024 10:53 AM

Plant Scherer Client: Southern Company Data: Scherer AP

	SGWC-11	SGWC-12	SGWC-13	SGWC-14	SGWC-15	SGWC-16	SGWC-17	SGWC-18	SGWC-19
5/11/2016	<0.005	<0.005							
5/12/2016			<0.005	<0.005	<0.005	<0.005	<0.005		
5/13/2016								<0.005	<0.005
6/28/2016	0.0013 (J)	<0.005	<0.005	<0.005	0.0024 (J)	<0.005			
6/29/2016							<0.005		<0.005
6/30/2016								0.0032 (J)	
8/17/2016	<0.005								
8/18/2016		<0.005	<0.005	<0.005	<0.005	<0.005	<0.005		
8/22/2016								<0.005	<0.005
10/17/2016	<0.005	<0.005	<0.005	<0.005					
10/18/2016					<0.005	<0.005			<0.005
10/19/2016							<0.005	0.0042 (J)	
12/6/2016	<0.005	<0.005	<0.005						
12/7/2016				<0.005	<0.005	<0.005	<0.005	<0.005	
12/8/2016									<0.005
2/15/2017	<0.005	<0.005	<0.005	<0.005	<0.005		<0.005		
2/16/2017						<0.005		0.0034 (J)	<0.005
4/12/2017	<0.005	<0.005	<0.005	<0.005	<0.005				
4/13/2017						<0.005	<0.005	<0.005	<0.005
6/27/2017	<0.005	<0.005	<0.005	<0.005	<0.005	<0.005	<0.005		
6/28/2017								<0.005	<0.005
3/27/2018	0.0029 (J)	<0.005	<0.005	<0.005	0.0034 (J)	<0.005	0.0014 (J)		
3/28/2018								0.0056	<0.005
6/6/2018	0.0017 (J)	<0.005							
6/7/2018			<0.005	<0.005	0.003 (J)	<0.005	<0.005		
6/8/2018								0.0042 (J)	0.0022 (J)
10/8/2018		<0.005	0.0014 (J)	0.0011 (J)		0.0015 (J)	<0.005		
10/9/2018									<0.005
10/16/2018	0.0031 (J)				0.0034 (J)				
10/18/2018								0.0054	
2/20/2019	0.0031 (J)	<0.005	<0.005	<0.005	0.0038 (J)	<0.005	<0.005	0.0054	<0.005
4/1/2019	0.0017 (J)	0.0011 (J)	<0.005	<0.005	0.0025 (J)				
4/2/2019						<0.005	<0.005	0.0041 (J)	0.0021 (J)
9/16/2019	<0.005	<0.005							
9/17/2019			<0.005	<0.005	0.0037	<0.005	<0.005	0.005	<0.005
2/18/2020	<0.005								
2/19/2020		<0.005	<0.005	<0.005	<0.005	<0.005	<0.005		<0.005
2/20/2020								0.0045 (J)	
3/23/2020									<0.005
3/24/2020							<0.005		
3/25/2020	<0.005								
3/26/2020		<0.005						0.0046 (J)	
3/27/2020			<0.005	<0.005	0.0038 (J)	<0.005			
9/14/2020	<0.005	<0.005	<0.005						
9/15/2020				<0.005	0.0037 (J)	<0.005	<0.005	0.0049 (J)	<0.005
2/9/2021	<0.005	<0.005	<0.005	<0.005	<0.005	<0.005			
2/10/2021							<0.005	0.0055	<0.005
3/30/2021								0.0043 (J)	<0.005
3/31/2021					<0.005				
4/1/2021						<0.005	<0.005		
4/6/2021				<0.005					
4/7/2021	<0.005	<0.005	<0.005						

ND substitution: RL or RL/2 if <15% NDs.

Time Series

Constituent: Lithium (mg/L) Analysis Run 6/24/2024 10:53 AM

Plant Scherer Client: Southern Company Data: Scherer AP

	SGWC-11	SGWC-12	SGWC-13	SGWC-14	SGWC-15	SGWC-16	SGWC-17	SGWC-18	SGWC-19
8/18/2021							<0.005	0.0047 (J)	
8/19/2021	<0.005		<0.005	<0.005	<0.005	<0.005			<0.005
8/20/2021		<0.005							
2/10/2022	0.0022 (J)	<0.005				<0.005		0.0039 (J)	
2/11/2022			<0.005		0.0027 (J)		<0.005		0.0072
2/14/2022				<0.005					
8/18/2022	0.0033 (J)	0.0012 (J)	0.0012 (J)						
8/19/2022				0.0015 (J)	0.0038 (J)				
8/22/2022									0.0012 (J)
8/23/2022								0.0032 (J)	
8/31/2022						0.0012 (J)	<0.005		
2/22/2023	0.0024 (J)						<0.005	0.0035 (J)	0.0015 (J)
2/23/2023		<0.005	<0.005	<0.005	0.0022 (J)	<0.005			
8/2/2023	<0.005		<0.005						
8/7/2023		<0.005			<0.005		<0.005	<0.005	<0.005
8/8/2023				<0.005		<0.005			
2/20/2024									0.015
2/23/2024	<0.005	<0.005	<0.005						
2/26/2024					<0.005	<0.005	<0.005		
2/27/2024				0.0021 (J)				0.0069	

ND substitution: RL or RL/2 if <15% NDs.

Time Series

Constituent: Lithium (mg/L) Analysis Run 6/24/2024 10:53 AM

Plant Scherer Client: Southern Company Data: Scherer AP

	SGWC-20	SGWC-21	SGWC-22	SGWC-23	SGWC-6	SGWC-7	SGWC-8	SGWC-9
5/11/2016					<0.005	<0.05 (O)	<0.005	<0.005
5/12/2016	<0.05 (O)	<0.005	<0.005	<0.005				
6/27/2016					<0.005	0.0031 (J)	0.0013 (J)	
6/29/2016	0.0043 (J)	<0.005	<0.005	0.0027 (J)				<0.005
8/17/2016					<0.005	0.0046 (J)	<0.005	
8/19/2016			<0.005	<0.005				
8/22/2016	0.0051	<0.005						<0.005
10/17/2016					<0.005		<0.005	
10/18/2016	0.0038 (J)	<0.005	<0.005	0.0032 (J)		0.0036 (J)		<0.005
12/6/2016					<0.005	0.0043 (J)	<0.005	
12/7/2016		<0.005	<0.005	0.0043 (J)				<0.005
12/8/2016	0.0043 (J)							
2/14/2017					<0.005	0.0043 (J)	<0.005	
2/15/2017				<0.005				
2/16/2017	0.0047 (J)	<0.005	<0.005					<0.005
4/12/2017					<0.005	0.0051	<0.005	
4/13/2017	0.004 (J)	<0.005	<0.005	0.0036 (J)				<0.005
6/27/2017					<0.005	0.0033 (J)	<0.005	<0.005
6/28/2017	0.0032 (J)	<0.005	<0.005	0.0032 (J)				
3/27/2018				0.005	<0.005	0.0061	0.0023 (J)	
3/28/2018	0.0053	0.0038 (J)	0.0033 (J)					<0.005
6/6/2018					<0.005	0.004 (J)	0.0018 (J)	<0.005
6/7/2018	0.0038 (J)	0.0013 (J)	<0.005	0.0027 (J)				
10/8/2018		0.0019 (J)	0.0011 (J)	0.0035 (J)	<0.005			
10/9/2018						0.0053	0.002 (J)	<0.005
10/18/2018	0.0062							
2/19/2019			<0.005	<0.005				
2/20/2019	0.0048 (J)	<0.005			<0.005	0.006	<0.005	<0.005
4/1/2019						0.0058	0.0021 (J)	<0.005
4/2/2019	0.0046 (J)	0.0027 (J)	0.0026 (J)	0.0041 (J)	<0.005			
9/16/2019					<0.005			<0.005
9/17/2019	0.0042	<0.005				0.0049	<0.005	
9/18/2019			<0.005	0.0043				
2/18/2020	0.0036 (J)	<0.005	<0.005	<0.005	<0.005	0.0052	<0.005	
2/19/2020								<0.005
3/23/2020	0.0045 (J)	<0.005						
3/24/2020			<0.005	<0.005				
3/25/2020					<0.005		<0.005	<0.005
3/26/2020						0.006		
9/14/2020					<0.005	0.0051	<0.005	<0.005
9/15/2020	0.0037 (J)	<0.005	<0.005	<0.005				
2/9/2021					<0.005	0.0052	<0.005	<0.005
2/10/2021	0.0047 (J)	<0.005	<0.005	<0.005				
3/30/2021	<0.005	<0.005						
3/31/2021			<0.005	<0.005				<0.005
4/1/2021					<0.005	0.0053	<0.005	
8/18/2021		<0.005	<0.005	<0.005	<0.005	0.0034 (J)	<0.005	
8/19/2021	0.0046 (J)							<0.005
2/9/2022					0.0013 (J)	0.0048 (J)		
2/10/2022			<0.005	0.0029 (J)			0.0015 (J)	<0.005
2/11/2022	0.0037 (J)	0.0011 (J)						
8/18/2022						0.0061	0.0025 (J)	0.0014 (J)

ND substitution: RL or RL/2 if <15% NDs.

Time Series

Constituent: Lithium (mg/L) Analysis Run 6/24/2024 10:53 AM

Plant Scherer Client: Southern Company Data: Scherer AP

	SGWC-20	SGWC-21	SGWC-22	SGWC-23	SGWC-6	SGWC-7	SGWC-8	SGWC-9
8/19/2022					0.0023 (J)			
8/22/2022	0.003 (J)	<0.005	0.00087 (J)	0.002 (J)				
2/22/2023	0.0025 (J)				<0.005	0.0056	0.0014 (J)	<0.005
2/23/2023		<0.005	0.0019 (J)	0.0042 (J)				
8/1/2023					<0.005			
8/7/2023	<0.005		<0.005					<0.005
8/8/2023		<0.005		<0.005		0.0041 (J)	<0.005	
2/20/2024					0.0046 (J)			
2/21/2024			<0.005	0.0027 (J)		0.003 (J)	<0.005	<0.005
2/26/2024	<0.005							
2/27/2024		<0.005						

ND substitution: RL or RL/2 if <15% NDs.

Time Series

Constituent: Mercury (mg/L) Analysis Run 6/24/2024 10:53 AM

Plant Scherer Client: Southern Company Data: Scherer AP

	PZ-13S	PZ-14S	PZ-17I	PZ-39S	PZ-40I	PZ-41S	PZ-42I	PZ-43S	PZ-44I
10/16/2018									8.4E-05 (J)
10/17/2018				<0.0002					
10/18/2018			<0.0002		<0.0002	<0.0002	<0.0002	<0.0002	
2/8/2022	0.00022	<0.0002							
2/9/2022			<0.0002	<0.0002		<0.0002	<0.0002	<0.0002	<0.0002
2/10/2022					<0.0002				
8/24/2022	0.00024		<0.0002			<0.0002		<0.0002	<0.0002
10/31/2022		<0.0002		<0.0002	<0.0002		<0.0002		
2/23/2023	0.00015 (J)	<0.0002	<0.0002			<0.0002	<0.0002		
2/24/2023				<0.0002	<0.0002			<0.0002	
2/28/2023									<0.0002
8/1/2023		<0.0002	<0.0002		<0.0002				
8/2/2023	0.00016 (J)			<0.0002		<0.0002	<0.0002	<0.0002	<0.0002
2/21/2024	9.6E-05 (J)								
2/23/2024									<0.0002
2/26/2024			<0.0002						
2/27/2024				<0.0002	<0.0002	<0.0002	<0.0002	<0.0002	
2/28/2024		<0.0002							

ND substitution: RL or RL/2 if <15% NDs.

Time Series

Constituent: Mercury (mg/L) Analysis Run 6/24/2024 10:53 AM

Plant Scherer Client: Southern Company Data: Scherer AP

	PZ-69I	SGWA-1 (bg)	SGWA-2 (bg)	SGWA-24 (bg)	SGWA-25 (bg)	SGWA-3 (bg)	SGWA-4 (bg)	SGWA-5 (bg)	SGWC-10
5/10/2016		<0.0002	<0.0002	<0.0002	<0.0002	<0.0002		<0.0002	
5/11/2016							<0.0002		<0.0002
6/23/2016		<0.0002	<0.0002	<0.0002				<0.0002	
6/24/2016						<0.0002	<0.0002		
6/27/2016					<0.0002				
6/28/2016									<0.0002
8/16/2016		<0.0002	<0.0002	<0.0002		<0.0002		7.2E-05 (J)	
8/17/2016					<0.0002		<0.0002		<0.0002
10/13/2016		<0.0002		<0.0002					
10/14/2016			<0.0002		<0.0002	<0.0002		<0.0002	
10/17/2016							<0.0002		<0.0002
12/5/2016				0.00012 (J)					
12/6/2016		0.00012 (J)	0.00011 (J)		0.00011 (J)	8.7E-05 (J)	0.00011 (J)	0.00012 (J)	0.00013 (J)
2/14/2017		<0.0002	<0.0002	<0.0002	<0.0002	<0.0002	<0.0002	<0.0002	
2/15/2017									<0.0002
4/10/2017				<0.0002					
4/11/2017		<0.0002	<0.0002		<0.0002	<0.0002	<0.0002	<0.0002	
4/12/2017									<0.0002
6/26/2017		<0.0002	<0.0002	<0.0002		<0.0002	<0.0002	<0.0002	
6/27/2017					<0.0002				<0.0002
3/26/2018		8.9E-05 (J)	<0.0002	<0.0002		<0.0002			
3/27/2018					<0.0002		<0.0002	<0.0002	<0.0002
6/5/2018		<0.0002	<0.0002	<0.0002	7.5E-05 (J)			<0.0002	
6/6/2018						<0.0002	<0.0002		<0.0002
10/5/2018		<0.0002	<0.0002	<0.0002		<0.0002			
10/8/2018					<0.0002		<0.0002	<0.0002	
10/9/2018									<0.0002
2/18/2019		<0.0002	<0.0002				<0.0002		
2/19/2019				<0.0002	<0.0002	<0.0002		<0.0002	
2/20/2019									<0.0002
3/28/2019					<0.0002	<0.0002	<0.0002	<0.0002	
3/29/2019		7E-05 (J)	<0.0002	<0.0002					
4/1/2019									<0.0002
9/12/2019								<0.0002	
9/13/2019				<0.0002					
9/16/2019		<0.0002	<0.0002		<0.0002	0.0005	0.00027		
9/17/2019									<0.0002
12/3/2019						<0.0002	<0.0002		
2/13/2020		<0.0002	<0.0002	<0.0002					
2/17/2020					<0.0002			<0.0002	
2/18/2020						<0.0002	<0.0002		
2/19/2020									<0.0002
3/17/2020			<0.0002		<0.0002	<0.0002		<0.0002	
3/18/2020		<0.0002		<0.0002			<0.0002		
3/25/2020									<0.0002
9/14/2020		<0.0002	<0.0002	<0.0002	<0.0002	<0.0002	<0.0002	<0.0002	<0.0002
2/9/2021		<0.0002	<0.0002	<0.0002	<0.0002	<0.0002	<0.0002	<0.0002	<0.0002
3/30/2021		<0.0002	<0.0002	<0.0002					
3/31/2021						<0.0002	<0.0002	<0.0002	<0.0002
4/7/2021					<0.0002				
8/17/2021		<0.0002	<0.0002		<0.0002		<0.0002		
8/18/2021				<0.0002		<0.0002		<0.0002	

ND substitution: RL or RL/2 if <15% NDs.

Time Series

Constituent: Mercury (mg/L) Analysis Run 6/24/2024 10:53 AM

Plant Scherer Client: Southern Company Data: Scherer AP

	PZ-69I	SGWA-1 (bg)	SGWA-2 (bg)	SGWA-24 (bg)	SGWA-25 (bg)	SGWA-3 (bg)	SGWA-4 (bg)	SGWA-5 (bg)	SGWC-10
8/19/2021									<0.0002
2/9/2022		<0.0002	<0.0002		<0.0002	<0.0002	<0.0002	<0.0002	
2/10/2022	<0.0002			<0.0002					
2/11/2022									<0.0002
8/17/2022		<0.0002	<0.0002						
8/18/2022				<0.0002	<0.0002	<0.0002	<0.0002	<0.0002	
8/19/2022									<0.0002
8/24/2022	<0.0002								
2/21/2023		<0.0002				<0.0002		<0.0002	
2/22/2023			<0.0002				<0.0002		<0.0002
2/23/2023				<0.0002	<0.0002				
2/24/2023	<0.0002								
8/1/2023		<0.0002	<0.0002					<0.0002	
8/2/2023	<0.0002								
8/7/2023						<0.0002	<0.0002		<0.0002
8/8/2023				<0.0002	<0.0002				
2/20/2024		<0.0002	<0.0002				<0.0002		
2/21/2024				<0.0002		<0.0002		<0.0002	
2/23/2024	<0.0002								<0.0002
2/27/2024					<0.0002				

ND substitution: RL or RL/2 if <15% NDs.

Time Series

Constituent: Mercury (mg/L) Analysis Run 6/24/2024 10:53 AM

Plant Scherer Client: Southern Company Data: Scherer AP

	SGWC-11	SGWC-12	SGWC-13	SGWC-14	SGWC-15	SGWC-16	SGWC-17	SGWC-18	SGWC-19
5/11/2016	<0.0002	<0.0002							
5/12/2016			<0.0002	<0.0002	<0.0002	<0.0002	<0.0002		
5/13/2016								<0.0002	<0.0002
6/28/2016	<0.0002	<0.0002	<0.0002	<0.0002	<0.0002	<0.0002			
6/29/2016							<0.0002		<0.0002
6/30/2016								<0.0002	
8/17/2016	<0.0002								
8/18/2016		<0.0002	<0.0002	<0.0002	0.00011 (J)	<0.0002	<0.0002		
8/22/2016								0.00014 (J)	<0.0002
10/17/2016	<0.0002	<0.0002	<0.0002	8.9E-05 (J)					
10/18/2016					0.00012 (J)	<0.0002			<0.0002
10/19/2016							<0.0002	<0.0002	
12/6/2016	0.0001 (J)	9.3E-05 (J)	0.00011 (J)						
12/7/2016				0.00012 (J)	0.00017 (J)	7.6E-05 (J)	0.00011 (J)	0.00014 (J)	
12/8/2016									<0.0002
2/15/2017	<0.0002	<0.0002	<0.0002	<0.0002	0.00011 (J)		<0.0002		
2/16/2017						<0.0002		8.4E-05 (J)	<0.0002
4/12/2017	<0.0002	<0.0002	<0.0002	<0.0002	7.2E-05 (J)				
4/13/2017						<0.0002	<0.0002	<0.0002	<0.0002
6/27/2017	<0.0002	<0.0002	<0.0002	<0.0002	8.4E-05 (J)	<0.0002	<0.0002		
6/28/2017								<0.0002	<0.0002
3/27/2018	<0.0002	<0.0002	<0.0002	0.0001 (J)	0.00014 (J)	<0.0002	<0.0002		
3/28/2018								8.3E-05 (J)	<0.0002
6/6/2018	<0.0002	<0.0002							
6/7/2018			<0.0002	<0.0002	0.00013 (J)	<0.0002	0.00011 (J)		
6/8/2018								0.00014 (J)	<0.0002
10/8/2018		<0.0002	<0.0002	<0.0002		<0.0002	<0.0002		
10/9/2018									<0.0002
10/16/2018	<0.0002				<0.0002				
10/18/2018								0.00021	
2/20/2019	<0.0002	<0.0002	<0.0002	<0.0002	<0.0002	<0.0002	<0.0002	0.00026	<0.0002
4/1/2019	<0.0002	<0.0002	<0.0002	<0.0002	<0.0002				
4/2/2019						<0.0002	<0.0002	0.0002	<0.0002
9/16/2019	<0.0002	<0.0002							
9/17/2019			<0.0002	<0.0002	<0.0002	<0.0002	<0.0002	0.00014 (J)	<0.0002
2/18/2020	<0.0002								
2/19/2020		<0.0002	<0.0002	0.0002	0.00016 (J)	<0.0002	<0.0002		<0.0002
2/20/2020								0.00022	
3/23/2020									<0.0002
3/24/2020							<0.0002		
3/25/2020	<0.0002								
3/26/2020		<0.0002						0.00019 (J)	
3/27/2020			<0.0002	<0.0002	0.00011 (J)	<0.0002			
9/14/2020	<0.0002	<0.0002	<0.0002						
9/15/2020				<0.0002	<0.0002	<0.0002	<0.0002	0.00013 (J)	<0.0002
2/9/2021	<0.0002	<0.0002	<0.0002	<0.0002	0.00013 (J)	<0.0002			
2/10/2021							<0.0002	0.00018 (J)	<0.0002
3/30/2021								0.00022	<0.0002
3/31/2021					0.00018 (J)				
4/1/2021						<0.0002	<0.0002		
4/6/2021				<0.0002					
4/7/2021	<0.0002	<0.0002	<0.0002						

ND substitution: RL or RL/2 if <15% NDs.

Time Series

Constituent: Mercury (mg/L) Analysis Run 6/24/2024 10:53 AM

Plant Scherer Client: Southern Company Data: Scherer AP

	SGWC-11	SGWC-12	SGWC-13	SGWC-14	SGWC-15	SGWC-16	SGWC-17	SGWC-18	SGWC-19
8/18/2021							0.00017 (J)	0.00022	
8/19/2021	<0.0002		<0.0002	<0.0002	<0.0002	<0.0002			<0.0002
8/20/2021		<0.0002							
2/10/2022	<0.0002	<0.0002				<0.0002		<0.0002	
2/11/2022			<0.0002		<0.0002		<0.0002		<0.0002
2/14/2022				<0.0002					
8/18/2022	<0.0002	<0.0002	<0.0002						
8/19/2022				<0.0002	<0.0002				
8/31/2022						<0.0002	0.00013 (J)		
10/31/2022								<0.0002	<0.0002
2/22/2023	<0.0002						<0.0002	<0.0002	<0.0002
2/23/2023		<0.0002	<0.0002	<0.0002	<0.0002	<0.0002			
8/2/2023	<0.0002		<0.0002						
8/7/2023		<0.0002			0.0001 (J)		<0.0002	8.3E-05 (J)	<0.0002
8/8/2023				<0.0002		<0.0002			
2/20/2024									<0.0002
2/23/2024	<0.0002	<0.0002	<0.0002						
2/26/2024					0.00013 (J)	<0.0002	9.1E-05 (J)		
2/27/2024				<0.0002				<0.0002	

ND substitution: RL or RL/2 if <15% NDs.

Time Series

Constituent: Mercury (mg/L) Analysis Run 6/24/2024 10:53 AM

Plant Scherer Client: Southern Company Data: Scherer AP

	SGWC-20	SGWC-21	SGWC-22	SGWC-23	SGWC-6	SGWC-7	SGWC-8	SGWC-9
5/11/2016					<0.0002	<0.0002	<0.0002	<0.0002
5/12/2016	<0.0002	<0.0002	<0.0002	<0.0002				
6/27/2016					<0.0002	<0.0002	<0.0002	
6/29/2016	<0.0002	<0.0002	<0.0002	<0.0002				<0.0002
8/17/2016					<0.0002	<0.0002	<0.0002	
8/19/2016			<0.0002	7.1E-05 (J)				
8/22/2016	7.3E-05 (J)	<0.0002						<0.0002
10/17/2016					<0.0002		<0.0002	
10/18/2016	<0.0002	<0.0002	<0.0002	<0.0002		<0.0002		<0.0002
12/6/2016					0.00011 (J)	0.00011 (J)	7.6E-05 (J)	
12/7/2016		0.0001 (J)	9.9E-05 (J)	0.00011 (J)				0.0001 (J)
12/8/2016	<0.0002							
2/14/2017					<0.0002	<0.0002	<0.0002	
2/15/2017				<0.0002				
2/16/2017	<0.0002	<0.0002	<0.0002					<0.0002
4/12/2017					<0.0002	<0.0002	<0.0002	
4/13/2017	<0.0002	<0.0002	<0.0002	<0.0002				<0.0002
6/27/2017					<0.0002	<0.0002	<0.0002	<0.0002
6/28/2017	<0.0002	<0.0002	<0.0002	<0.0002				
3/27/2018				<0.0002	<0.0002	<0.0002	<0.0002	
3/28/2018	<0.0002	<0.0002	<0.0002					<0.0002
6/6/2018					<0.0002	<0.0002	<0.0002	<0.0002
6/7/2018	8.2E-05 (J)	<0.0002	<0.0002	0.00028				
10/8/2018		<0.0002	<0.0002	<0.0002	<0.0002			
10/9/2018						<0.0002	<0.0002	<0.0002
10/18/2018	<0.0002							
2/19/2019			<0.0002	<0.0002				
2/20/2019	<0.0002	<0.0002			<0.0002	<0.0002	<0.0002	<0.0002
4/1/2019						<0.0002	<0.0002	<0.0002
4/2/2019	<0.0002	<0.0002	<0.0002	<0.0002	<0.0002			
9/16/2019					<0.0002			<0.0002
9/17/2019	<0.0002	<0.0002				<0.0002	<0.0002	
9/18/2019			<0.0002	<0.0002				
2/18/2020	<0.0002	<0.0002	<0.0002	0.00011 (J)	<0.0002	<0.0002	<0.0002	
2/19/2020								<0.0002
3/23/2020	<0.0002	<0.0002						
3/24/2020			<0.0002	<0.0002				
3/25/2020					<0.0002		<0.0002	<0.0002
3/26/2020						<0.0002		
9/14/2020					<0.0002	<0.0002	<0.0002	<0.0002
9/15/2020	<0.0002	<0.0002	<0.0002	<0.0002				
2/9/2021					<0.0002	<0.0002	<0.0002	<0.0002
2/10/2021	<0.0002	<0.0002	<0.0002	<0.0002				
3/30/2021	0.00013 (J)	<0.0002						
3/31/2021			<0.0002	<0.0002				<0.0002
4/1/2021					<0.0002	<0.0002	<0.0002	
8/18/2021		<0.0002	<0.0002	<0.0002	<0.0002	<0.0002	<0.0002	
8/19/2021	<0.0002							<0.0002
2/9/2022					<0.0002	<0.0002		
2/10/2022			<0.0002	<0.0002			<0.0002	<0.0002
2/11/2022	<0.0002	<0.0002						
8/18/2022						<0.0002	<0.0002	<0.0002

ND substitution: RL or RL/2 if <15% NDs.

Time Series

Constituent: Mercury (mg/L) Analysis Run 6/24/2024 10:53 AM

Plant Scherer Client: Southern Company Data: Scherer AP

	SGWC-20	SGWC-21	SGWC-22	SGWC-23	SGWC-6	SGWC-7	SGWC-8	SGWC-9
8/19/2022					<0.0002			
10/31/2022	<0.0002	<0.0002	<0.0002	<0.0002				
2/22/2023	<0.0002				<0.0002	<0.0002	<0.0002	<0.0002
2/23/2023		<0.0002	<0.0002	<0.0002				
8/1/2023					<0.0002			
8/7/2023	<0.0002		<0.0002					<0.0002
8/8/2023		<0.0002		<0.0002		<0.0002	<0.0002	
2/20/2024					<0.0002			
2/21/2024			<0.0002	<0.0002		<0.0002	<0.0002	<0.0002
2/26/2024	<0.0002							
2/27/2024		<0.0002						

ND substitution: RL or RL/2 if <15% NDs.

Time Series

Constituent: Molybdenum (mg/L) Analysis Run 6/24/2024 10:53 AM

Plant Scherer Client: Southern Company Data: Scherer AP

	PZ-13S	PZ-14S	PZ-17I	PZ-39S	PZ-40I	PZ-41S	PZ-42I	PZ-43S	PZ-44I
2/8/2022	<0.015	<0.015							
2/9/2022			<0.015	0.0011 (J)		<0.015	0.0057 (J)	<0.015	<0.015
2/10/2022					<0.015				
8/22/2022							0.0062 (J)		
8/23/2022		<0.015		0.0013 (J)	0.00079 (J)				
8/24/2022	<0.015		<0.015			<0.015		<0.015	<0.015
2/23/2023	<0.015	<0.015	<0.015			<0.015	0.0066 (J)		
2/24/2023				0.0011 (J)	<0.015			<0.015	
2/28/2023									<0.015
8/1/2023		<0.015	<0.015		<0.015				
8/2/2023	<0.015			0.0011 (J)		<0.015	0.0062 (J)	<0.015	<0.015
2/21/2024	<0.015								
2/23/2024									<0.015
2/26/2024			<0.015						
2/27/2024				0.00099 (J)	<0.015	<0.015	0.0067 (J)	<0.015	
2/28/2024		<0.015							

ND substitution: RL or RL/2 if <15% NDs.

Time Series

Constituent: Molybdenum (mg/L) Analysis Run 6/24/2024 10:53 AM

Plant Scherer Client: Southern Company Data: Scherer AP

	PZ-69I	SGWA-1 (bg)	SGWA-2 (bg)	SGWA-24 (bg)	SGWA-25 (bg)	SGWA-3 (bg)	SGWA-4 (bg)	SGWA-5 (bg)	SGWC-10
5/10/2016		<0.015	<0.015	<0.015	<0.015	<0.015		<0.015	
5/11/2016							0.00278 (J)		<0.015
6/23/2016		<0.015	<0.015	<0.015				<0.015	
6/24/2016						<0.015	0.0022 (J)		
6/27/2016					<0.015				
6/28/2016									<0.015
8/16/2016		<0.015	<0.015	<0.015		<0.015		<0.015	
8/17/2016					<0.015		0.0018 (J)		<0.015
10/13/2016		<0.015		<0.015					
10/14/2016			<0.015		<0.015	<0.015		<0.015	
10/17/2016							0.0014 (J)		<0.015
12/5/2016				<0.015					
12/6/2016		<0.015	<0.015		<0.015	<0.015	0.00095 (J)	<0.015	<0.015
2/14/2017		<0.015	<0.015	<0.015	<0.015	0.0011 (J)	<0.015	<0.015	
2/15/2017									<0.015
4/10/2017				<0.015					
4/11/2017		<0.015	<0.015		<0.015	<0.015	0.0011 (J)	<0.015	
4/12/2017									<0.015
6/26/2017		<0.015	<0.015	<0.015		<0.015	0.0016 (J)	<0.015	
6/27/2017					<0.015				<0.015
3/26/2018		<0.015	<0.015	<0.015		<0.015			
3/27/2018					<0.015		<0.015	<0.015	<0.015
10/5/2018		<0.015	<0.015	<0.015		<0.015			
10/8/2018					<0.015		<0.015	<0.015	
10/9/2018									<0.015
2/18/2019		<0.015	<0.015				0.00085 (J)		
2/19/2019				<0.015	<0.015	<0.015		<0.015	
2/20/2019									<0.015
3/28/2019					<0.015	<0.015	<0.015	<0.015	
3/29/2019		<0.015	<0.015	<0.015					
4/1/2019									<0.015
9/12/2019								<0.015	
9/13/2019				<0.015					
9/16/2019		<0.015	<0.015		<0.015	<0.015	0.00069 (J)		
9/17/2019									<0.015
2/13/2020		<0.015	<0.015	<0.015					
2/17/2020					<0.015			<0.015	
2/18/2020						<0.015	0.00075 (J)		
2/19/2020									<0.015
3/17/2020			<0.015		<0.015	<0.015		<0.015	
3/18/2020		<0.015		<0.015			0.00064 (J)		
3/25/2020									<0.015
9/14/2020		<0.015	<0.015	<0.015	<0.015	<0.015	<0.015	<0.015	<0.015
2/9/2021		<0.015	<0.015	<0.015	<0.015	<0.015	<0.015	<0.015	<0.015
3/30/2021		<0.015	<0.015	<0.015					
3/31/2021						<0.015	<0.015	<0.015	<0.015
4/7/2021					<0.015				
8/17/2021		<0.015	<0.015		<0.015		<0.015		
8/18/2021				<0.015		<0.015		<0.015	
8/19/2021									<0.015
2/9/2022		<0.015	<0.015		<0.015	<0.015	<0.015	<0.015	
2/10/2022	0.0017 (J)			<0.015					

ND substitution: RL or RL/2 if <15% NDs.

Time Series

Constituent: Molybdenum (mg/L) Analysis Run 6/24/2024 10:53 AM

Plant Scherer Client: Southern Company Data: Scherer AP

	PZ-69I	SGWA-1 (bg)	SGWA-2 (bg)	SGWA-24 (bg)	SGWA-25 (bg)	SGWA-3 (bg)	SGWA-4 (bg)	SGWA-5 (bg)	SGWC-10
2/11/2022									<0.015
8/17/2022		<0.015	<0.015						
8/18/2022				<0.015	<0.015	<0.015	<0.015	<0.015	
8/19/2022									<0.015
8/24/2022	0.00081 (J)								
2/21/2023		<0.015				<0.015		<0.015	
2/22/2023			<0.015				<0.015		<0.015
2/23/2023				<0.015	<0.015				
2/24/2023	0.00069 (J)								
8/1/2023		<0.015	<0.015					<0.015	
8/2/2023	0.0011 (J)								
8/7/2023						<0.015	<0.015		<0.015
8/8/2023				<0.015	<0.015				
2/20/2024		<0.015	<0.015				<0.015		
2/21/2024				<0.015		<0.015		<0.015	
2/23/2024	<0.015								<0.015
2/27/2024					<0.015				

ND substitution: RL or RL/2 if <15% NDs.

Time Series

Constituent: Molybdenum (mg/L) Analysis Run 6/24/2024 10:53 AM

Plant Scherer Client: Southern Company Data: Scherer AP

	SGWC-11	SGWC-12	SGWC-13	SGWC-14	SGWC-15	SGWC-16	SGWC-17	SGWC-18	SGWC-19
5/11/2016	<0.015	<0.015							
5/12/2016			<0.015	<0.015	<0.015	<0.015	<0.015		
5/13/2016								<0.015	<0.015
6/28/2016	<0.015	0.0012 (J)	<0.015	<0.015	<0.015	<0.015			
6/29/2016							<0.015		<0.015
6/30/2016								<0.015	
8/17/2016	<0.015								
8/18/2016		0.0011 (J)	<0.015	<0.015	<0.015	<0.015	<0.015		
8/22/2016								<0.015	<0.015
10/17/2016	<0.015	<0.015	<0.015	<0.015					
10/18/2016					<0.015	<0.015			<0.015
10/19/2016							<0.015	<0.015	
12/6/2016	<0.015	<0.015	<0.015						
12/7/2016				<0.015	<0.015	<0.015	<0.015	<0.015	
12/8/2016									<0.015
2/15/2017	<0.015	<0.015	<0.015	0.003 (J)	<0.015		<0.015		
2/16/2017						<0.015		<0.015	<0.015
4/12/2017	<0.015	<0.015	<0.015	<0.015	<0.015				
4/13/2017						<0.015	<0.015	<0.015	<0.015
6/27/2017	<0.015	<0.015	<0.015	<0.015	<0.015	<0.015	<0.015		
6/28/2017								<0.015	<0.015
3/27/2018	<0.015	<0.015	<0.015	<0.015	<0.015	<0.015	<0.015		
3/28/2018								<0.015	<0.015
10/8/2018		<0.015	<0.015	<0.015		<0.015	<0.015		
10/9/2018									<0.015
10/16/2018	<0.015				<0.015				
10/18/2018								<0.015	
2/20/2019	<0.015	<0.015	<0.015	<0.015	<0.015	<0.015	<0.015	<0.015	<0.015
4/1/2019	<0.015	<0.015	<0.015	<0.015	<0.015				
4/2/2019						<0.015	<0.015	<0.015	<0.015
9/16/2019	<0.015	<0.015							
9/17/2019			<0.015	<0.015	<0.015	<0.015	<0.015	<0.015	<0.015
2/18/2020	<0.015								
2/19/2020		<0.015	<0.015	<0.015	<0.015	<0.015	<0.015		<0.015
2/20/2020								<0.015	
3/23/2020									<0.015
3/24/2020							<0.015		
3/25/2020	<0.015								
3/26/2020		<0.015						<0.015	
3/27/2020			<0.015	0.00081 (J)	<0.015	<0.015			
9/14/2020	<0.015	<0.015	<0.015						
9/15/2020				<0.015	<0.015	<0.015	<0.015	<0.015	<0.015
2/9/2021	<0.015	<0.015	<0.015	<0.015	<0.015	<0.015			
2/10/2021							<0.015	<0.015	<0.015
3/30/2021								<0.015	<0.015
3/31/2021					<0.015				
4/1/2021						<0.015	<0.015		
4/6/2021				<0.015					
4/7/2021	<0.015	<0.015	<0.015						
8/18/2021							<0.015	<0.015	
8/19/2021	<0.015		<0.015	<0.015	<0.015	<0.015			<0.015
8/20/2021		<0.015							

ND substitution: RL or RL/2 if <15% NDs.

Time Series

Constituent: Molybdenum (mg/L) Analysis Run 6/24/2024 10:53 AM

Plant Scherer Client: Southern Company Data: Scherer AP

	SGWC-11	SGWC-12	SGWC-13	SGWC-14	SGWC-15	SGWC-16	SGWC-17	SGWC-18	SGWC-19
2/10/2022	<0.015	<0.015				<0.015		<0.015	
2/11/2022			<0.015		<0.015		<0.015		<0.015
2/14/2022				<0.015					
8/18/2022	<0.015	<0.015	<0.015						
8/19/2022				<0.015	<0.015				
8/22/2022									<0.015
8/23/2022								<0.015	
8/31/2022						<0.015	<0.015		
2/22/2023	<0.015						<0.015	<0.015	<0.015
2/23/2023		<0.015	<0.015	<0.015	<0.015	<0.015			
8/2/2023	<0.015		<0.015						
8/7/2023		<0.015			<0.015		<0.015	<0.015	<0.015
8/8/2023				<0.015		<0.015			
2/20/2024									<0.015
2/23/2024	<0.015	<0.015	<0.015						
2/26/2024					<0.015	<0.015	<0.015		
2/27/2024				<0.015				<0.015	

ND substitution: RL or RL/2 if <15% NDs.

Time Series

Constituent: Molybdenum (mg/L) Analysis Run 6/24/2024 10:53 AM

Plant Scherer Client: Southern Company Data: Scherer AP

	SGWC-20	SGWC-21	SGWC-22	SGWC-23	SGWC-6	SGWC-7	SGWC-8	SGWC-9
5/11/2016					<0.015	0.00343 (J)	<0.015	<0.015
5/12/2016	<0.015	<0.015	<0.015	<0.015				
6/27/2016					0.0007 (J)	0.0033 (J)	0.0008 (J)	
6/29/2016	<0.015	<0.015	<0.015	<0.015				0.0021 (J)
8/17/2016					<0.015	0.002 (J)	<0.015	
8/19/2016			<0.015	<0.015				
8/22/2016	<0.015	<0.015						0.00099 (J)
10/17/2016					<0.015		<0.015	
10/18/2016	<0.015	<0.015	<0.015	<0.015		0.0012 (J)		0.0014 (J)
12/6/2016					<0.015	0.0021 (J)	<0.015	
12/7/2016		<0.015	<0.015	<0.015				0.001 (J)
12/8/2016	<0.015							
2/14/2017					<0.015	<0.015	<0.015	
2/15/2017				<0.015				
2/16/2017	<0.015	<0.015	<0.015					<0.015
4/12/2017					<0.015	0.0033 (J)	<0.015	
4/13/2017	<0.015	<0.015	<0.015	<0.015				0.001 (J)
6/27/2017					0.00099 (J)	0.0021 (J)	<0.015	<0.015
6/28/2017	<0.015	<0.015	<0.015	<0.015				
3/27/2018				<0.015	<0.015	<0.015	<0.015	
3/28/2018	<0.015	<0.015	<0.015					<0.015
10/8/2018		<0.015	<0.015	<0.015	<0.015			
10/9/2018						<0.015	<0.015	<0.015
10/18/2018	<0.015							
2/19/2019			<0.015	<0.015				
2/20/2019	<0.015	<0.015			<0.015	0.0013 (J)	<0.015	0.00075 (J)
4/1/2019						<0.015	<0.015	<0.015
4/2/2019	<0.015	<0.015	<0.015	<0.015	<0.015			
9/16/2019					<0.015			0.00067 (J)
9/17/2019	<0.015	<0.015				0.0014 (J)	<0.015	
9/18/2019			<0.015	<0.015				
2/18/2020	<0.015	<0.015	<0.015	<0.015	<0.015	0.0014 (J)	<0.015	
2/19/2020								0.00063 (J)
3/23/2020	<0.015	<0.015						
3/24/2020			<0.015	<0.015				
3/25/2020					<0.015		<0.015	<0.015
3/26/2020						0.001 (J)		
9/14/2020					<0.015	0.0012 (J)	<0.015	<0.015
9/15/2020	<0.015	<0.015	<0.015	<0.015				
2/9/2021					<0.015	0.0014 (J)	<0.015	0.00063 (J)
2/10/2021	<0.015	<0.015	<0.015	<0.015				
3/30/2021	<0.015	<0.015						
3/31/2021			<0.015	<0.015				<0.015
4/1/2021					<0.015	0.0009 (J)	<0.015	
8/18/2021		<0.015	<0.015	<0.015	<0.015	0.0016 (J)	<0.015	
8/19/2021	<0.015							<0.015
2/9/2022					<0.015	0.0012 (J)		
2/10/2022			<0.015	<0.015			<0.015	<0.015
2/11/2022	<0.015	<0.015						
8/18/2022						0.0011 (J)	0.00073 (J)	<0.015
8/19/2022					<0.015			
8/22/2022	<0.015	<0.015	<0.015	<0.015				

ND substitution: RL or RL/2 if <15% NDs.

Time Series

Constituent: Molybdenum (mg/L) Analysis Run 6/24/2024 10:53 AM

Plant Scherer Client: Southern Company Data: Scherer AP

	SGWC-20	SGWC-21	SGWC-22	SGWC-23	SGWC-6	SGWC-7	SGWC-8	SGWC-9
2/22/2023	<0.015				<0.015	<0.015	<0.015	<0.015
2/23/2023		<0.015	<0.015	0.00062 (J)				
8/1/2023					<0.015			
8/7/2023	<0.015		<0.015					<0.015
8/8/2023		<0.015		<0.015		0.001 (J)	<0.015	
2/20/2024					<0.015			
2/21/2024			<0.015	<0.015		0.0014 (J)	<0.015	<0.015
2/26/2024	<0.015							
2/27/2024		<0.015						

ND substitution: RL or RL/2 if <15% NDs.

Time Series

Constituent: pH (S.U.) Analysis Run 6/24/2024 10:53 AM

Plant Scherer Client: Southern Company Data: Scherer AP

	PZ-13S	PZ-14S	PZ-17I	PZ-39S	PZ-40I	PZ-41S	PZ-42I	PZ-43S	PZ-44I
2/13/2020		5.29				5.89			
2/18/2020		5.54							
2/19/2020						5.86			
3/2/2020									6.53
9/18/2020	5.29								
4/2/2021	5.03	5.38		6.62					
4/5/2021						5.96			
4/7/2021								6.28	7.04
8/18/2021		5.4						6.35	6.5
8/19/2021				6.68		5.91			
8/20/2021	5.13								
2/8/2022	4.92	5.42							
2/9/2022			6.71	6.55		5.95	6.25	6.66	6.57
2/10/2022					6.11				
8/22/2022							6.27		
8/23/2022		5.39		6.75	6.14				
8/24/2022	5.09		6.74			5.87		9.96	6.61
10/31/2022		5.46		6.69	6.96		6.48		
2/23/2023	5.14	5.4	6.73			5.91	6.36		
2/24/2023				6.67	6.16			6.97	
2/28/2023									6.54
8/1/2023		5.3	6.78		6.12				
8/2/2023	5.17			6.64		5.89	6.38	6.92	6.57
2/21/2024	5.14								
2/23/2024									6.65
2/26/2024			6.9						
2/27/2024				6.54	6.22	6.02	6.47	7.15	
2/28/2024		5.4							
5/6/2024			6.65						

Time Series

Constituent: pH (S.U.) Analysis Run 6/24/2024 10:53 AM

Plant Scherer Client: Southern Company Data: Scherer AP

	PZ-69I	SGWA-1 (bg)	SGWA-2 (bg)	SGWA-24 (bg)	SGWA-25 (bg)	SGWA-3 (bg)	SGWA-4 (bg)	SGWA-5 (bg)	SGWC-10
5/10/2016		5.51	6.83	6.34	6.14	5.75		5.84	
5/11/2016							6.49		5.7
8/16/2016		5.42	6.73	6.35		5.72		5.64	
8/17/2016					6.1		6.42		5.55
10/13/2016		5.52		6.34					
10/14/2016			6.47		6.14	5.71		5.59	
10/17/2016							6.44		5.45
12/5/2016				6.32					
12/6/2016		5.33	6.74		6.19	5.68	6.48	5.46	5.49
2/14/2017		5.29	6.85	6.33	6.34	5.57	6.18	5.29	
2/15/2017									5.29
4/10/2017				6.31					
4/11/2017		5.21	6.75		6.16	5.7	6.49	5.54	
4/12/2017									5.39
6/26/2017		5.25	6.82	6.35		5.68	6.48	5.54	
6/27/2017					6.08				
10/10/2017		5.49	6.87	6.37					
10/11/2017					6.16	5.63	6.42	5.43	
10/12/2017									5.3
3/26/2018		5.39	6.77	6.32		5.89			
3/27/2018					6.12		6.53	5.52	5.58
6/5/2018		5.38	6.73	6.27	6.06			5.59	
6/6/2018						5.62	6.7		5.43
10/5/2018		5.46	6.81	6.37		5.76		5.7	
10/8/2018					6.16		6.53		
10/9/2018									5.29
3/28/2019					6.15	5.88	6.53	5.67	
3/29/2019		5.22	6.81	6.31					
4/1/2019									5.46
9/12/2019								5.59	
9/13/2019				6.36					
9/16/2019		5.22	6.82		6.05	5.8	6.44		
9/17/2019									5.31
2/13/2020		5.09	6.59	6.24					
2/17/2020					6.1			5.73	
2/18/2020						5.76	6.38		
2/19/2020									5.07
3/17/2020			6.83		6.02	5.87		5.62	
3/18/2020		5.37		6.4			6.36		
3/25/2020									5.26
5/19/2020		5.37	6.8	6.37	6.03	5.8	6.38	5.61	
9/14/2020		5.11	6.73	6.52	5.98	5.84	6.4	5.82	5.51
2/9/2021		5.25	6.75	6.4	6.06	5.8	6.38	5.53	5.23
3/30/2021		5.28	6.73	6.27					
3/31/2021						5.72	6.33	5.5	5.3
4/7/2021					6.12				
8/17/2021		5.26	6.84		6.08		6.41		
8/18/2021				6.45		5.85		5.51	
8/19/2021									5.21
2/9/2022		5.28	7.01		6.17	5.84	6.38	5.56	
2/10/2022	6.61			6.38					
2/11/2022									5.13

Time Series

Constituent: pH (S.U.) Analysis Run 6/24/2024 10:53 AM

Plant Scherer Client: Southern Company Data: Scherer AP

	PZ-69I	SGWA-1 (bg)	SGWA-2 (bg)	SGWA-24 (bg)	SGWA-25 (bg)	SGWA-3 (bg)	SGWA-4 (bg)	SGWA-5 (bg)	SGWC-10
8/17/2022		5.16	6.79						
8/18/2022				6.32	6.03	5.64	6.35	5.43	
8/19/2022									5.22
8/24/2022	6.86								
2/21/2023		5.28				5.82		5.6	
2/22/2023			6.85				6.36		5.23
2/23/2023				6.33	6.04				
2/24/2023	6.54								
8/1/2023		5.3	6.77					5.48	
8/2/2023	6.41								
8/7/2023						5.84	6.39		5.2
8/8/2023				6.35	6.06				
2/20/2024		5.44	6.99				6.27		
2/21/2024				6.31		5.96		5.63	
2/23/2024	6.47								5.18
2/27/2024					6.7				

Time Series

Constituent: pH (S.U.) Analysis Run 6/24/2024 10:53 AM

Plant Scherer Client: Southern Company Data: Scherer AP

	SGWC-11	SGWC-12	SGWC-13	SGWC-14	SGWC-15	SGWC-16	SGWC-17	SGWC-18	SGWC-19
5/11/2016	5.84	6.28							
5/12/2016			6.09	5.79	4.76	5.29	6.21		
5/13/2016								4.7	5.55
8/17/2016	5.71								
8/18/2016		6.23	6	5.75	4.73	5.3	6.24		
8/22/2016								4.68	5.5
10/17/2016	5.69	6.27	6.01	5.73					
10/18/2016					4.62	5.23			5.46
10/19/2016							6.2	4.65	
12/6/2016	5.58	6.28	5.98						
12/7/2016				5.75	4.63	5.31	6.19	4.69	
12/8/2016									5.39
2/15/2017	5.54	6.21	5.74	5.58	4.51		6.25		
2/16/2017						4.77		4.77	5.32
4/12/2017	5.47	6.15	6.01	5.85	4.67				
4/13/2017						5.28	6.21	4.79	5.47
6/27/2017	5.47	6.23	6.05	5.86	4.66	5.22	6.27		
6/28/2017								4.78	5.5
10/11/2017	5.58	6.26	6.14	5.98					
10/12/2017					4.76	5.43	6.33	4.86	5.57
3/27/2018	5.65	6.32	6.25	5.87	4.61	5.28	6.26		
3/28/2018								4.74	5.74
6/6/2018	5.32	6.1							
6/7/2018			5.93	5.81	4.62	5.26	6.21		
6/8/2018								4.69	5.52
10/8/2018		6.16	6.02	5.83		5.29	6.17		
10/9/2018									5.51
10/16/2018	5.34				4.59				
10/18/2018								4.7	
4/1/2019	5.24	6.14	6.06	5.89	4.72				
4/2/2019						5.27	6.26	4.72	5.5
9/16/2019	5.32	6.18							
9/17/2019			5.98	5.78	4.65	5.26	6.23	4.77	5.55
2/18/2020	5.09								
2/19/2020		6.07	5.94	5.75	4.58	5.16	6.16		5.53
2/20/2020								4.64	
3/23/2020									5.51
3/24/2020							6.21		
3/25/2020	5.16								
3/26/2020		6.1						4.74	
3/27/2020			5.89	5.74	4.51	5.17			
9/14/2020	5.14	6.11	6						
9/15/2020				6.01	4.87	5.56	6.42	4.94	5.51
2/9/2021	5.24	6.13	5.98	5.85	4.26	5.22			
2/10/2021							6.23	4.8	5.55
3/30/2021								4.82	5.57
3/31/2021					4.77				
4/1/2021						5.24	6.25		
4/6/2021				5.84					
4/7/2021	5.18	6.44	6.07						
8/18/2021							6.26	4.83	
8/19/2021	5.23		5.99	5.86	4.63	5.28			5.61

Time Series

Constituent: pH (S.U.) Analysis Run 6/24/2024 10:53 AM

Plant Scherer Client: Southern Company Data: Scherer AP

	SGWC-11	SGWC-12	SGWC-13	SGWC-14	SGWC-15	SGWC-16	SGWC-17	SGWC-18	SGWC-19
8/20/2021		6.13							
2/10/2022	5.11	6.19				5.21		4.86	
2/11/2022			6.02		4.59		6.39		5.65
2/14/2022				5.77					
8/18/2022	5.06	6.12	5.78						
8/19/2022				5.62	4.61				
8/22/2022									5.54
8/23/2022								4.8	
8/31/2022						5.1	6.26		
10/25/2022						5.23	6.27		
10/31/2022								4.89	5.53
11/16/2022						5.17	6.23		
2/22/2023	5.1						6.23	5	5.53
2/23/2023		6.04	5.94	5.72	4.59	5.13			
8/2/2023	5.09		5.92						
8/7/2023		5.83			4.55		6.25	4.83	5.45
8/8/2023				5.73		5.15			
2/20/2024									5.61
2/23/2024	5.07	6.11	6.03						
2/26/2024					4.6	5.13	6.28		
2/27/2024				5.84				4.62	

Time Series

Constituent: pH (S.U.) Analysis Run 6/24/2024 10:53 AM

Plant Scherer Client: Southern Company Data: Scherer AP

	SGWC-20	SGWC-21	SGWC-22	SGWC-23	SGWC-6	SGWC-7	SGWC-8	SGWC-9
5/11/2016					6.39	6.66	6.35	6.24
5/12/2016	4.36	5.95	5.675 (D)	6.18				
8/17/2016					6.28	6.55	6.45	
8/19/2016			5.65	5.84				
8/22/2016	4.37	5.96						6.15
10/17/2016					6.3		6.43	
10/18/2016	4.26	5.9	5.71	5.89		6.59		6.11
12/6/2016					6.3	6.51	6.48	
12/7/2016		6.03	5.71	5.87				6.14
12/8/2016	4.28							
2/14/2017					6.31	6.3	6.39	
2/15/2017				6.04				
2/16/2017	4.29	6.03	5.7					5.95
4/12/2017					6.23	6.43	6.35	
4/13/2017	4.24	5.93	5.7	5.85				6.09
6/27/2017					6.23	6.56	6.41	6.09
6/28/2017	4.28	6	5.66	5.9				
10/11/2017					6.09	6.4		
10/12/2017	4.32	6.09	5.73	6.07			6.41	6.16
3/27/2018				5.99	6.2	6.6	6.66	
3/28/2018	4.25	6.08	5.89					6.3
6/6/2018					5.99	6.56	6.42	6.12
6/7/2018	4.26	6.1	5.66	5.97				
10/8/2018		6.14	5.74	5.94	6.3			
10/9/2018						6.56	6.51	6.06
10/18/2018	4.3							
4/1/2019						6.57	6.41	6.11
4/2/2019	4.33	6.09	5.65	5.87	6.25			
9/16/2019					6.26			6.11
9/17/2019	4.37	6.27				6.41	6.5	
9/18/2019			5.66	5.97				
2/18/2020	4.3	6.06	5.59	5.95	6.32	6.35	6.39	
2/19/2020								6.03
3/23/2020	4.19	6.12						
3/24/2020			5.62	6				
3/25/2020					6.31		6.35	6.01
3/26/2020						6.52		
9/14/2020					6.29	6.31	6.56	6.33
9/15/2020	4.3	6.1	5.65	5.89				
2/9/2021					6.34	6.42	6.35	6.21
2/10/2021	4.22	6.21	5.58	5.85				
3/30/2021	4.32	6.17						
3/31/2021			5.73	5.93				6.2
4/1/2021					6.31	6.44	6.32	
8/18/2021		6.26	5.76	6.01	6.33	6.61	6.48	
8/19/2021	4.28							6.22
2/9/2022					6.33	6.77		
2/10/2022			5.78	6.13			6.47	6.25
2/11/2022	4.27	6.31						
8/18/2022						6.77	6.8	6.52
8/19/2022					6.24			
8/22/2022	4.3	6.17	5.62	5.91				

Time Series

Constituent: pH (S.U.) Analysis Run 6/24/2024 10:53 AM

Plant Scherer Client: Southern Company Data: Scherer AP

	SGWC-20	SGWC-21	SGWC-22	SGWC-23	SGWC-6	SGWC-7	SGWC-8	SGWC-9
10/31/2022	4.32	6.29	5.72	6				
2/22/2023	4.38				6.28	6.51	6.51	6.14
2/23/2023		6.19	5.72	6				
8/1/2023					6.21			
8/7/2023	4.29		5.7					6.29
8/8/2023		6.29		5.92		6.5	6.66	
2/20/2024					6.36			
2/21/2024			5.71	6.02		6.52	6.67	6.17
2/26/2024	4.15							
2/27/2024		6.29						

Time Series

Constituent: Selenium (mg/L) Analysis Run 6/24/2024 10:53 AM

Plant Scherer Client: Southern Company Data: Scherer AP

	PZ-13S	PZ-14S	PZ-17I	PZ-39S	PZ-40I	PZ-41S	PZ-42I	PZ-43S	PZ-44I
10/16/2018									0.00046 (J)
10/17/2018				<0.005					
10/18/2018			0.00047 (J)		0.00059 (J)	0.0045	0.00026 (J)	<0.005	
2/8/2022	<0.005	<0.005							
2/9/2022			<0.005	0.0022 (J)		0.0061	<0.005	<0.005	<0.005
2/10/2022					<0.005				
8/22/2022							<0.005		
8/23/2022		<0.005		0.0014 (J)	<0.005				
8/24/2022	<0.005		<0.005			0.0062		<0.005	<0.005
2/23/2023	<0.005	<0.005	<0.005			0.0071	<0.005		
2/24/2023				0.0019 (J)	<0.005			<0.005	
2/28/2023									<0.005
8/1/2023		<0.005	<0.005		<0.005				
8/2/2023	<0.005			0.0014 (J)		0.0069	<0.005	<0.005	<0.005
2/21/2024	<0.005								
2/23/2024									<0.005
2/26/2024			<0.005						
2/27/2024				<0.005	<0.005	0.0073	<0.005	<0.005	
2/28/2024		<0.005							

ND substitution: RL or RL/2 if <15% NDs.

Time Series

Constituent: Selenium (mg/L) Analysis Run 6/24/2024 10:53 AM

Plant Scherer Client: Southern Company Data: Scherer AP

	PZ-69I	SGWA-1 (bg)	SGWA-2 (bg)	SGWA-24 (bg)	SGWA-25 (bg)	SGWA-3 (bg)	SGWA-4 (bg)	SGWA-5 (bg)	SGWC-10
5/10/2016		<0.005	<0.005	<0.005	<0.005	<0.005		<0.005	
5/11/2016							<0.005		<0.005
6/23/2016		<0.005	<0.005	<0.005				<0.005	
6/24/2016						<0.005	<0.005		
6/27/2016					<0.005				
6/28/2016									<0.005
8/16/2016		<0.005	<0.005	<0.005		<0.005		<0.005	
8/17/2016					<0.005		<0.005		<0.005
10/13/2016		<0.005		<0.005					
10/14/2016			<0.005		<0.005	<0.005		<0.005	
10/17/2016							<0.005		<0.005
12/5/2016				<0.005					
12/6/2016		<0.005	<0.005		<0.005	<0.005	<0.005	<0.005	<0.005
2/14/2017		<0.005	<0.005	<0.005	<0.005	<0.005	<0.005	<0.005	
2/15/2017									<0.005
4/10/2017				<0.005					
4/11/2017		<0.005	<0.005		<0.005	<0.005	<0.005	<0.005	
4/12/2017									<0.005
6/26/2017		<0.005	<0.005	<0.005		0.00029 (J)	0.00041 (J)	<0.005	
6/27/2017					<0.005				<0.005
3/26/2018		<0.005	<0.005	<0.005		<0.005			
3/27/2018					<0.005		<0.005	<0.005	<0.005
6/5/2018		0.00065 (J)	0.00098 (J)	0.00041 (J)	0.00029 (J)			0.00039 (J)	
6/6/2018						<0.005	<0.005		<0.005
10/5/2018		0.00031 (J)	0.00028 (J)	<0.005		0.00024 (J)			
10/8/2018					<0.005		0.00041 (J)	<0.005	
10/9/2018									<0.005
2/18/2019		<0.005	0.00017 (J)				<0.005		
2/19/2019				<0.005	<0.005	0.00012 (J)		<0.005	
2/20/2019									<0.005
3/28/2019					<0.005	<0.005	<0.005	<0.005	
3/29/2019		<0.005	<0.005	<0.005					
4/1/2019									<0.005
9/12/2019								<0.005	
9/13/2019				<0.005					
9/16/2019		<0.005	<0.005		<0.005	<0.005	<0.005		
9/17/2019									<0.005
2/13/2020		<0.005	<0.005	<0.005					
2/17/2020					<0.005			<0.005	
2/18/2020						<0.005	<0.005		
2/19/2020									<0.005
3/17/2020			<0.005		<0.005	<0.005		<0.005	
3/18/2020		<0.005		<0.005			<0.005		
3/25/2020									<0.005
9/14/2020		<0.005	<0.005	<0.005	<0.005	<0.005	<0.005	<0.005	<0.005
2/9/2021		<0.005	<0.005	<0.005	<0.005	<0.005	<0.005	<0.005	<0.005
3/30/2021		<0.005	<0.005	<0.005					
3/31/2021						<0.005	<0.005	<0.005	<0.005
4/7/2021					<0.005				
8/17/2021		<0.005	<0.005		<0.005		<0.005		
8/18/2021				<0.005		<0.005		<0.005	
8/19/2021									<0.005

ND substitution: RL or RL/2 if <15% NDs.

Time Series

Constituent: Selenium (mg/L) Analysis Run 6/24/2024 10:53 AM

Plant Scherer Client: Southern Company Data: Scherer AP

	PZ-69I	SGWA-1 (bg)	SGWA-2 (bg)	SGWA-24 (bg)	SGWA-25 (bg)	SGWA-3 (bg)	SGWA-4 (bg)	SGWA-5 (bg)	SGWC-10
2/9/2022		<0.005	<0.005		<0.005	<0.005	<0.005	<0.005	
2/10/2022	<0.005			<0.005					
2/11/2022									<0.005
8/17/2022		<0.005	<0.005						
8/18/2022				<0.005	<0.005	<0.005	<0.005	<0.005	
8/19/2022									<0.005
8/24/2022	<0.005								
2/21/2023		<0.005				<0.005		<0.005	
2/22/2023			<0.005				<0.005		<0.005
2/23/2023				<0.005	<0.005				
2/24/2023	<0.005								
8/1/2023		<0.005	<0.005					<0.005	
8/2/2023	<0.005								
8/7/2023						<0.005	<0.005		<0.005
8/8/2023				<0.005	<0.005				
2/20/2024		<0.005	<0.005				<0.005		
2/21/2024				<0.005		<0.005		<0.005	
2/23/2024	<0.005								<0.005
2/27/2024					<0.005				

ND substitution: RL or RL/2 if <15% NDs.

Time Series

Constituent: Selenium (mg/L) Analysis Run 6/24/2024 10:53 AM

Plant Scherer Client: Southern Company Data: Scherer AP

	SGWC-11	SGWC-12	SGWC-13	SGWC-14	SGWC-15	SGWC-16	SGWC-17	SGWC-18	SGWC-19
5/11/2016	<0.005	<0.005							
5/12/2016			<0.005	<0.005	0.00965 (J)	<0.005	<0.005		
5/13/2016								0.023	<0.005
6/28/2016	<0.005	<0.005	<0.005	<0.005	0.0101	<0.005			
6/29/2016							<0.005		<0.005
6/30/2016								0.0263	
8/17/2016	<0.005								
8/18/2016		0.00031 (J)	<0.005	<0.005	0.0014	0.00053 (J)	<0.005		
8/22/2016								0.0066	<0.005
10/17/2016	<0.005	<0.005	0.0003 (J)	<0.005					
10/18/2016					0.0013	<0.005			<0.005
10/19/2016							<0.005	0.0057	
12/6/2016	<0.005	<0.005	<0.005						
12/7/2016				<0.005	0.0007 (J)	<0.005	<0.005	0.006	
12/8/2016									<0.005
2/15/2017	<0.005	<0.005	<0.005	0.00066 (J)	0.00075 (J)		<0.005		
2/16/2017						<0.005		0.0055	<0.005
4/12/2017	<0.005	<0.005	<0.005	<0.005	<0.005				
4/13/2017						<0.005	<0.005	0.0049	<0.005
6/27/2017	<0.005	<0.005	<0.005	<0.005	0.0013	0.001 (J)	0.00024 (J)		
6/28/2017								0.0047	0.00096 (J)
3/27/2018	<0.005	<0.005	<0.005	<0.005	<0.005	<0.005	<0.005		
3/28/2018								0.0085	<0.005
6/6/2018	<0.005	<0.005							
6/7/2018			0.00064 (J)	0.00084 (J)	0.0014	0.0013	0.00064 (J)		
6/8/2018								0.014	0.00063 (J)
10/8/2018		<0.005	<0.005	<0.005		0.0014	0.00028 (J)		
10/9/2018									0.0005 (J)
10/16/2018	0.00046 (J)				0.0021				
10/18/2018								0.017	
2/20/2019	<0.005	<0.005	<0.005	<0.005	0.0034	0.0012 (J)	<0.005	0.027	<0.005
4/1/2019	<0.005	<0.005	<0.005	<0.005	<0.005				
4/2/2019						0.0021	<0.005	0.0075	<0.005
9/16/2019	<0.005	<0.005							
9/17/2019			<0.005	<0.005	<0.005	<0.005	<0.005	0.0036	<0.005
2/18/2020	<0.005								
2/19/2020		<0.005	<0.005	<0.005	<0.005	<0.005	<0.005		<0.005
2/20/2020								0.0024 (J)	
3/23/2020									<0.005
3/24/2020							<0.005		
3/25/2020	<0.005								
3/26/2020		<0.005						0.0019 (J)	
3/27/2020			<0.005	<0.005	<0.005	<0.005			
9/14/2020	<0.005	<0.005	<0.005						
9/15/2020				<0.005	<0.005	<0.005	<0.005	0.003 (J)	<0.005
2/9/2021	<0.005	<0.005	<0.005	<0.005	<0.005	<0.005			
2/10/2021							<0.005	0.0016 (J)	<0.005
3/30/2021								<0.005	<0.005
3/31/2021					<0.005				
4/1/2021						<0.005	<0.005		
4/6/2021				<0.005					
4/7/2021	<0.005	<0.005	<0.005						

ND substitution: RL or RL/2 if <15% NDs.

Time Series

Constituent: Selenium (mg/L) Analysis Run 6/24/2024 10:53 AM

Plant Scherer Client: Southern Company Data: Scherer AP

	SGWC-11	SGWC-12	SGWC-13	SGWC-14	SGWC-15	SGWC-16	SGWC-17	SGWC-18	SGWC-19
8/18/2021							<0.005	0.002 (J)	
8/19/2021	<0.005		<0.005	<0.005	<0.005	<0.005			<0.005
8/20/2021		<0.005							
2/10/2022	<0.005	<0.005				0.00092 (J)		0.0021 (J)	
2/11/2022			<0.005		<0.005		<0.005		<0.005
2/14/2022				<0.005					
8/18/2022	<0.005	<0.005	<0.005						
8/19/2022				<0.005	<0.005				
8/22/2022									0.00099 (J)
8/23/2022								0.00085 (J)	
8/31/2022						0.001 (J)	<0.005		
2/22/2023	<0.005						<0.005	<0.005	<0.005
2/23/2023		<0.005	<0.005	<0.005	<0.005	0.00093 (J)			
8/2/2023	<0.005		<0.005						
8/7/2023		<0.005			<0.005		<0.005	<0.005	<0.005
8/8/2023				<0.005		<0.005			
2/20/2024									<0.005
2/23/2024	<0.005	<0.005	<0.005						
2/26/2024					0.0084	<0.005	<0.005		
2/27/2024				<0.005				0.0053	

ND substitution: RL or RL/2 if <15% NDs.

Time Series

Constituent: Selenium (mg/L) Analysis Run 6/24/2024 10:53 AM

Plant Scherer Client: Southern Company Data: Scherer AP

	SGWC-20	SGWC-21	SGWC-22	SGWC-23	SGWC-6	SGWC-7	SGWC-8	SGWC-9
5/11/2016					<0.005	<0.005	<0.005	<0.005
5/12/2016	0.00396 (J)	<0.005	<0.005	<0.005				
6/27/2016					<0.005	<0.005	<0.005	
6/29/2016	0.0053 (J)	<0.005	<0.005	<0.005				<0.005
8/17/2016					<0.005	<0.005	<0.005	
8/19/2016			<0.005	<0.005				
8/22/2016	0.0012 (J)	<0.005						<0.005
10/17/2016					<0.005		<0.005	
10/18/2016	<0.005	<0.005	<0.005	<0.005		<0.005		<0.005
12/6/2016					<0.005	<0.005	<0.005	
12/7/2016		<0.005	<0.005	<0.005				<0.005
12/8/2016	<0.005							
2/14/2017					<0.005	<0.005	<0.005	
2/15/2017				<0.005				
2/16/2017	<0.005	<0.005	<0.005					<0.005
4/12/2017					0.00034 (J)	<0.005	<0.005	
4/13/2017	<0.005	<0.005	<0.005	<0.005				<0.005
6/27/2017					0.00057 (J)	<0.005	<0.005	<0.005
6/28/2017	0.00064 (J)	<0.005	<0.005	0.00033 (J)				
3/27/2018				<0.005	<0.005	<0.005	<0.005	
3/28/2018	<0.005	<0.005	<0.005					<0.005
6/6/2018					0.00032 (J)	<0.005	<0.005	<0.005
6/7/2018	0.00066 (J)	<0.005	<0.005	<0.005				
10/8/2018		<0.005	<0.005	0.00026 (J)	<0.005			
10/9/2018						0.00034 (J)	<0.005	<0.005
10/18/2018	0.00049 (J)							
2/19/2019			<0.005	0.00021 (J)				
2/20/2019	0.0011 (J)	<0.005			<0.005	<0.005	<0.005	<0.005
4/1/2019						<0.005	<0.005	<0.005
4/2/2019	<0.005	<0.005	<0.005	<0.005	<0.005			
9/16/2019					<0.005			<0.005
9/17/2019	<0.005	<0.005				<0.005	<0.005	
9/18/2019			<0.005	<0.005				
2/18/2020	<0.005	<0.005	<0.005	<0.005	<0.005	<0.005	<0.005	
2/19/2020								<0.005
3/23/2020	<0.005	<0.005						
3/24/2020			<0.005	<0.005				
3/25/2020					<0.005		<0.005	<0.005
3/26/2020						<0.005		
9/14/2020					<0.005	<0.005	<0.005	<0.005
9/15/2020	<0.005	<0.005	<0.005	<0.005				
2/9/2021					<0.005	<0.005	<0.005	<0.005
2/10/2021	<0.005	<0.005	<0.005	<0.005				
3/30/2021	<0.005	<0.005						
3/31/2021			<0.005	<0.005				<0.005
4/1/2021					<0.005	<0.005	<0.005	
8/18/2021		<0.005	<0.005	<0.005	<0.005	<0.005	<0.005	
8/19/2021	<0.005							<0.005
2/9/2022					<0.005	<0.005		
2/10/2022			<0.005	<0.005			<0.005	<0.005
2/11/2022	<0.005	<0.005						
8/18/2022						<0.005	<0.005	<0.005

ND substitution: RL or RL/2 if <15% NDs.

Time Series

Constituent: Selenium (mg/L) Analysis Run 6/24/2024 10:53 AM

Plant Scherer Client: Southern Company Data: Scherer AP

	SGWC-20	SGWC-21	SGWC-22	SGWC-23	SGWC-6	SGWC-7	SGWC-8	SGWC-9
8/19/2022					<0.005			
8/22/2022	<0.005	<0.005	<0.005	<0.005				
2/22/2023	<0.005				<0.005	<0.005	<0.005	<0.005
2/23/2023		<0.005	<0.005	0.00075 (J)				
8/1/2023					<0.005			
8/7/2023	<0.005		<0.005					<0.005
8/8/2023		<0.005		<0.005		<0.005	<0.005	
2/20/2024					<0.005			
2/21/2024			<0.005	<0.005		<0.005	<0.005	<0.005
2/26/2024	0.0041 (J)							
2/27/2024		<0.005						

ND substitution: RL or RL/2 if <15% NDs.

Time Series

Constituent: Sulfate, total (mg/L) Analysis Run 6/24/2024 10:53 AM

Plant Scherer Client: Southern Company Data: Scherer AP

	PZ-13S	PZ-14S	PZ-17I	PZ-39S	PZ-40I	PZ-41S	PZ-42I	PZ-43S	PZ-44I
10/16/2018									6
10/17/2018				4					
10/18/2018			92		570	550	250	140	
2/8/2022	<1	<1							
2/9/2022			100	38		<1	240	150	0.76 (J)
2/10/2022					720				
8/22/2022							240		
8/23/2022		<1		36	640				
8/24/2022	<1		100			540		170	0.78 (J)
2/23/2023	1.6	1.1	120			660	260		
2/24/2023				45	700			160	
2/28/2023									1.7
8/1/2023		<1	100		720				
8/2/2023	0.5 (J)			36		630	240	150	0.53 (J)
2/21/2024	1.6								
2/23/2024									0.55 (J)
2/26/2024			110						
2/27/2024				40	820	760	270	180	
2/28/2024		<1							

ND substitution: RL or RL/2 if <15% NDs.

Time Series

Constituent: Sulfate, total (mg/L) Analysis Run 6/24/2024 10:53 AM

Plant Scherer Client: Southern Company Data: Scherer AP

	PZ-69I	SGWA-1 (bg)	SGWA-2 (bg)	SGWA-24 (bg)	SGWA-25 (bg)	SGWA-3 (bg)	SGWA-4 (bg)	SGWA-5 (bg)	SGWC-10
5/10/2016		0.6766 (J)	0.4053 (J)	<1	0.686 (J)	2.82		0.4716 (J)	
5/11/2016							3.75		7.43
6/23/2016		0.94 (J)	0.55 (J)	0.3 (J)				0.46 (J)	
6/24/2016						2.3	3		
6/27/2016					0.61 (J)				
6/28/2016									6.3
8/16/2016		1.2	<1	<1		1.5		<1	
8/17/2016					<1		1.8		11
10/13/2016		2.9		<1					
10/14/2016			<1		<1	1.2		<1	
10/17/2016							1.4		4.4
12/5/2016				<1					
12/6/2016		3.2	<1		<1	1.3	1.4	<1	11
2/14/2017		0.76 (J)	<1	<1	<1	1.9	1.1	<1	
2/15/2017									1.3
4/10/2017				<1					
4/11/2017		<1	<1		<1	1.3	1	<1	
4/12/2017									2.8
6/26/2017		0.74 (J)	<1	<1		1.5	0.99 (J)	<1	
6/27/2017					<1				8.2
10/10/2017		0.76 (J)	<1	<1					
10/11/2017					<1	0.98 (J)	0.93 (J)	<1	
10/12/2017									1.3
6/5/2018		<1	<1	<1	<1			<1	
6/6/2018						1.8	0.89 (J)		2.9
12/13/2018		<1	<1	<1	<1	1.4	0.76 (J)	<1	
12/17/2018									16
3/28/2019					<1	1.9	1.2	<1	
3/29/2019		<1	0.65 (J)	<1					
4/1/2019									21
9/12/2019								<1	
9/13/2019				<1					
9/16/2019		0.98 (J)	0.68 (J)		<1	0.92 (J)	1.1		
9/17/2019									2.3
3/17/2020			0.78 (J)		0.61 (J)	1.6		0.55 (J)	
3/18/2020		1.2		0.45 (J)			1.3		
3/25/2020									14
9/14/2020		0.58 (J)	<1	<1	<1	0.82 (J)	0.96 (J)	<1	2.2
3/30/2021		1.2	<1	<1					
3/31/2021						1.1	1.1	<1	15
4/7/2021					<1				
8/17/2021		<1	<1		<1		1.1		
8/18/2021				1		0.9 (J)		<1	
8/19/2021									2.2
2/9/2022		1	1.2		<1	1.3	1.1	<1	
2/10/2022	110			<1					
2/11/2022									2.1
8/17/2022		0.94 (J)	0.87 (J)						
8/18/2022				<1	<1	<1	<1	<1	
8/19/2022									4.5
8/24/2022	100								
2/21/2023		1.3				1.6		1.2	

ND substitution: RL or RL/2 if <15% NDs.

Time Series

Constituent: Sulfate, total (mg/L) Analysis Run 6/24/2024 10:53 AM

Plant Scherer Client: Southern Company Data: Scherer AP

	PZ-69I	SGWA-1 (bg)	SGWA-2 (bg)	SGWA-24 (bg)	SGWA-25 (bg)	SGWA-3 (bg)	SGWA-4 (bg)	SGWA-5 (bg)	SGWC-10
2/22/2023			1.4				1.4		18
2/23/2023				1.6	1.3				
2/24/2023	100								
8/1/2023		0.48 (J)	0.48 (J)					<1	
8/2/2023	94								
8/7/2023						0.64 (J)	0.53 (J)		7.1
8/8/2023				<1	<1				
2/20/2024		0.88 (J)	0.9 (J)				<1		
2/21/2024				<1		0.69 (J)		<1	
2/23/2024	110								9.1
2/27/2024					0.55 (J)				

ND substitution: RL or RL/2 if <15% NDs.

Time Series

Constituent: Sulfate, total (mg/L) Analysis Run 6/24/2024 10:53 AM

Plant Scherer Client: Southern Company Data: Scherer AP

	SGWC-11	SGWC-12	SGWC-13	SGWC-14	SGWC-15	SGWC-16	SGWC-17	SGWC-18	SGWC-19
5/11/2016	6.31	30.1							
5/12/2016			89.7	194	194	9.9	125		
5/13/2016								484	212
6/28/2016	3.7	25	76	200	200	11			
6/29/2016							120		220
6/30/2016								490	
8/17/2016	2.4								
8/18/2016		24	78	180	190	14	130		
8/22/2016								500	220
10/17/2016	2.1	23	73	190					
10/18/2016					190	15			210
10/19/2016							140	520	
12/6/2016	1.9	28	76						
12/7/2016				200	200	17	160	510	
12/8/2016									220
2/15/2017	1.2	33	73	190	190		160		
2/16/2017						17		450	210
4/12/2017	1	30	70	170	170				
4/13/2017						15	140	380	190
6/27/2017	1.2	33	78	200	200	19	160		
6/28/2017								390	220
10/11/2017	0.82 (J)	33	72	190					
10/12/2017					190	20	170	430	210
6/6/2018	0.89 (J)	41							
6/7/2018			69	190	190	25	170		
6/8/2018								870	220
10/16/2018	1.3				200				
10/18/2018								1200	
12/14/2018		43	74	190			180		
12/17/2018						28			270
4/1/2019	0.81 (J)	48	82	180	190				
4/2/2019						31	180	1100	240
9/16/2019	0.72 (J)	44							
9/17/2019			79	200	220	33	200	1100	260
3/23/2020									250
3/24/2020							190		
3/25/2020	0.58 (J)								
3/26/2020		44						1000	
3/27/2020			81	180	190	35			
9/14/2020	0.59 (J)	41	89						
9/15/2020				180	190	36	190	860	250
3/30/2021								960	270
3/31/2021					200				
4/1/2021						37	210		
4/6/2021				190					
4/7/2021	1.3	54	96						
8/18/2021							200	940	
8/19/2021	<1		82	190	200	38			280
8/20/2021		60							
2/10/2022	<1	41				45		890	
2/11/2022			94		200		190		260
2/14/2022				220					

ND substitution: RL or RL/2 if <15% NDs.

Time Series

Constituent: Sulfate, total (mg/L) Analysis Run 6/24/2024 10:53 AM

Plant Scherer Client: Southern Company Data: Scherer AP

	SGWC-11	SGWC-12	SGWC-13	SGWC-14	SGWC-15	SGWC-16	SGWC-17	SGWC-18	SGWC-19
8/18/2022	<1	50	95						
8/19/2022				200	180				
8/22/2022									260
8/23/2022								910	
8/31/2022						49	220		
2/22/2023	3.1						230	790	260
2/23/2023		57	96	210	190	55			
8/2/2023	4.8		100						
8/7/2023		54			190		240	760	260
8/8/2023				210		59			
2/20/2024									310
2/23/2024	8	61	110						
2/26/2024					210	69	270		
2/27/2024				240				870	

ND substitution: RL or RL/2 if <15% NDs.

Time Series

Constituent: Sulfate, total (mg/L) Analysis Run 6/24/2024 10:53 AM

Plant Scherer Client: Southern Company Data: Scherer AP

	SGWC-20	SGWC-21	SGWC-22	SGWC-23	SGWC-6	SGWC-7	SGWC-8	SGWC-9
5/11/2016					0.866 (J)	21.6	61.6	313
5/12/2016	255	76.9	85.3	131				
6/27/2016					0.86 (J)	17	64	
6/29/2016	270	78	84	120				280
8/17/2016					<1	19	63	
8/19/2016			81	120				
8/22/2016	270	78						300
10/17/2016					<1		64	
10/18/2016	240	70	83	130		17		280
12/6/2016					<1	18	72	
12/7/2016		80	85	140				280
12/8/2016	240							
2/14/2017					1	21	73	
2/15/2017				120				
2/16/2017	230	77	83					300
4/12/2017					<1	18	64	
4/13/2017	220	70	79	100				280
6/27/2017					<1	19	77	340
6/28/2017	240	82	90	120				
10/11/2017					<1	15		
10/12/2017	210	76	87	120			74	310
6/6/2018					<1	14	74	320
6/7/2018	210	79	94	100				
10/18/2018	210							
12/14/2018					<1	10	72	
12/17/2018		88	99	96				330
4/1/2019						16	67	310
4/2/2019	220	92	100	95	1.3			
9/16/2019					0.53 (J)			310
9/17/2019	220	99				8.7	77	
9/18/2019			100	95				
3/23/2020	220	120						
3/24/2020			100	71				
3/25/2020					0.58 (J)		62	300
3/26/2020						15		
9/14/2020					0.46 (J)	17	81	220
9/15/2020	200	130	110	72				
3/30/2021	220	140						
3/31/2021			120	75				240
4/1/2021					<1	18	74	
8/18/2021		130	110	66	<1	12	78	
8/19/2021	230							160
2/9/2022					0.88 (J)	7.1		
2/10/2022			100	73			80	190
2/11/2022	230	120						
8/18/2022						5.3	78	200
8/19/2022					<1			
8/22/2022	220	130	110	61				
2/22/2023	230				1.4	6.7	52	200
2/23/2023		120	120	64				
8/1/2023					0.4 (J)			
8/7/2023	240		110					200

ND substitution: RL or RL/2 if <15% NDs.

Time Series

Constituent: Sulfate, total (mg/L) Analysis Run 6/24/2024 10:53 AM

Plant Scherer Client: Southern Company Data: Scherer AP

	SGWC-20	SGWC-21	SGWC-22	SGWC-23	SGWC-6	SGWC-7	SGWC-8	SGWC-9
8/8/2023		110		55		4.5	41	
2/20/2024					1.5			
2/21/2024			110	64		5.2	44	200
2/26/2024	280							
2/27/2024		130						

Time Series

Constituent: Thallium (mg/L) Analysis Run 6/24/2024 10:53 AM

Plant Scherer Client: Southern Company Data: Scherer AP

	PZ-13S	PZ-14S	PZ-17I	PZ-39S	PZ-40I	PZ-41S	PZ-42I	PZ-43S	PZ-44I
10/16/2018									<0.001
10/17/2018				<0.001					
10/18/2018			<0.001		<0.001	<0.001	<0.001	<0.001	
2/8/2022	<0.001	<0.001							
2/9/2022			<0.001	<0.001		<0.001	<0.001	<0.001	<0.001
2/10/2022					<0.001				
8/22/2022							<0.001		
8/23/2022		<0.001		<0.001	<0.001				
8/24/2022	<0.001		<0.001			<0.001		<0.001	<0.001
2/23/2023	<0.001	<0.001	<0.001			<0.001	<0.001		
2/24/2023				<0.001	<0.001			<0.001	
2/28/2023									<0.001
8/1/2023		<0.001	<0.001		<0.001				
8/2/2023	<0.001			<0.001		<0.001	<0.001	<0.001	<0.001
2/21/2024	<0.001								
2/23/2024									<0.001
2/26/2024			<0.001						
2/27/2024				<0.001	<0.001	<0.001	<0.001	<0.001	
2/28/2024		<0.001							

ND substitution: RL or RL/2 if <15% NDs.

Time Series

Constituent: Thallium (mg/L) Analysis Run 6/24/2024 10:53 AM

Plant Scherer Client: Southern Company Data: Scherer AP

	PZ-69I	SGWA-1 (bg)	SGWA-2 (bg)	SGWA-24 (bg)	SGWA-25 (bg)	SGWA-3 (bg)	SGWA-4 (bg)	SGWA-5 (bg)	SGWC-10
5/10/2016		<0.001	<0.001	<0.001	<0.001	<0.001		<0.001	
5/11/2016							<0.001		<0.001
6/23/2016		8E-05 (J)	<0.001	<0.001				<0.001	
6/24/2016						0.0001 (J)	<0.001		
6/27/2016					<0.001				
6/28/2016									0.0001 (J)
8/16/2016		9.5E-05 (J)	<0.001	<0.001		<0.001		<0.001	
8/17/2016					<0.001		<0.001		<0.001
10/13/2016		<0.001		<0.001					
10/14/2016			<0.001		<0.001	<0.001		<0.001	
10/17/2016							<0.001		<0.001
12/5/2016				<0.001					
12/6/2016		<0.001	<0.001		<0.001	<0.001	<0.001	<0.001	<0.001
2/14/2017		<0.001	<0.001	<0.001	<0.001	<0.001	<0.001	<0.001	
2/15/2017									<0.001
4/10/2017				<0.001					
4/11/2017		<0.001	<0.001		<0.001	<0.001	<0.001	<0.001	
4/12/2017									<0.001
6/26/2017		<0.001	<0.001	<0.001		<0.001	<0.001	<0.001	
6/27/2017					<0.001				<0.001
3/26/2018		<0.001	<0.001	<0.001		<0.001			
3/27/2018					<0.001		<0.001	<0.001	<0.001
6/5/2018		<0.001	<0.001	<0.001	<0.001			<0.001	
6/6/2018						<0.001	<0.001		<0.001
10/5/2018		<0.001	<0.001	<0.001		<0.001			
10/8/2018					<0.001		<0.001	<0.001	
10/9/2018									<0.001
2/18/2019		<0.001	<0.001				<0.001		
2/19/2019				<0.001	<0.001	<0.001		<0.001	
2/20/2019									<0.001
3/28/2019					<0.001	<0.001	<0.001	<0.001	
3/29/2019		<0.001	<0.001	<0.001					
4/1/2019									<0.001
9/12/2019								<0.001	
9/13/2019				<0.001					
9/16/2019		<0.001	<0.001		<0.001	<0.001	<0.001		
9/17/2019									<0.001
2/13/2020		<0.001	<0.001	<0.001					
2/17/2020					<0.001			<0.001	
2/18/2020						0.00033 (J)	0.00049 (J)		
2/19/2020									0.00075 (J)
3/17/2020			<0.001		<0.001	<0.001		<0.001	
3/18/2020		0.00049 (J)		<0.001			0.00021 (J)		
3/25/2020									<0.001
9/14/2020		0.00039 (J)	0.00016 (J)	<0.001	<0.001	<0.001	<0.001	<0.001	<0.001
2/9/2021		<0.001	<0.001	<0.001	<0.001	<0.001	<0.001	<0.001	<0.001
3/30/2021		0.00035 (J)	0.00034 (J)	<0.001					
3/31/2021						<0.001	<0.001	<0.001	<0.001
4/7/2021					<0.001				
8/17/2021		<0.001	<0.001		<0.001		<0.001		
8/18/2021				<0.001		<0.001		0.0003 (J)	
8/19/2021									0.00024 (J)

ND substitution: RL or RL/2 if <15% NDs.

Time Series

Constituent: Thallium (mg/L) Analysis Run 6/24/2024 10:53 AM

Plant Scherer Client: Southern Company Data: Scherer AP

	PZ-69I	SGWA-1 (bg)	SGWA-2 (bg)	SGWA-24 (bg)	SGWA-25 (bg)	SGWA-3 (bg)	SGWA-4 (bg)	SGWA-5 (bg)	SGWC-10
2/9/2022		<0.001	<0.001		<0.001	<0.001	<0.001	<0.001	
2/10/2022	<0.001			<0.001					
2/11/2022									<0.001
8/17/2022		<0.001	<0.001						
8/18/2022				<0.001	<0.001	<0.001	<0.001	<0.001	
8/19/2022									<0.001
8/24/2022	<0.001								
2/21/2023		<0.001				<0.001		<0.001	
2/22/2023			<0.001				<0.001		<0.001
2/23/2023				<0.001	<0.001				
2/24/2023	<0.001								
8/1/2023		<0.001	<0.001					<0.001	
8/2/2023	<0.001								
8/7/2023						<0.001	<0.001		<0.001
8/8/2023				<0.001	<0.001				
2/20/2024		<0.001	<0.001				<0.001		
2/21/2024				<0.001		<0.001		<0.001	
2/23/2024	<0.001								<0.001
2/27/2024					<0.001				

ND substitution: RL or RL/2 if <15% NDs.

Time Series

Constituent: Thallium (mg/L) Analysis Run 6/24/2024 10:53 AM

Plant Scherer Client: Southern Company Data: Scherer AP

	SGWC-11	SGWC-12	SGWC-13	SGWC-14	SGWC-15	SGWC-16	SGWC-17	SGWC-18	SGWC-19
5/11/2016	<0.001	<0.001							
5/12/2016			<0.001	<0.001	<0.001	<0.001	<0.001		
5/13/2016								<0.001	<0.001
6/28/2016	<0.001	<0.001	<0.001	<0.001	9E-05 (J)	<0.001			
6/29/2016							<0.001		<0.001
6/30/2016								0.0002 (J)	
8/17/2016	<0.001								
8/18/2016		<0.001	<0.001	<0.001	<0.001	<0.001	<0.001		
8/22/2016								0.00015 (J)	<0.001
10/17/2016	<0.001	<0.001	<0.001	<0.001					
10/18/2016					<0.001	<0.001			<0.001
10/19/2016							<0.001	0.00012 (J)	
12/6/2016	<0.001	<0.001	<0.001						
12/7/2016				<0.001	<0.001	<0.001	<0.001	9.5E-05 (J)	
12/8/2016									<0.001
2/15/2017	<0.001	<0.001	<0.001	<0.001	8.5E-05 (J)		<0.001		
2/16/2017						<0.001		0.00013 (J)	<0.001
4/12/2017	<0.001	<0.001	<0.001	<0.001	9.5E-05 (J)				
4/13/2017						<0.001	<0.001	0.00012 (J)	<0.001
6/27/2017	<0.001	<0.001	<0.001	<0.001	0.0001 (J)	<0.001	<0.001		
6/28/2017								0.00013 (J)	<0.001
3/27/2018	<0.001	<0.001	<0.001	<0.001	<0.001	<0.001	<0.001		
3/28/2018								0.00011 (J)	<0.001
6/6/2018	<0.001	<0.001							
6/7/2018			<0.001	<0.001	<0.001	<0.001	<0.001		
6/8/2018								0.00019 (J)	<0.001
10/8/2018		<0.001	<0.001	<0.001		<0.001	<0.001		
10/9/2018									<0.001
10/16/2018	<0.001				0.0001 (J)				
10/18/2018								0.00019 (J)	
2/20/2019	<0.001	<0.001	<0.001	<0.001	9.8E-05 (J)	<0.001	<0.001	0.00021 (J)	<0.001
4/1/2019	<0.001	<0.001	<0.001	<0.001	9.5E-05 (J)				
4/2/2019						<0.001	<0.001	0.00016 (J)	<0.001
9/16/2019	<0.001	<0.001							
9/17/2019			<0.001	<0.001	0.00016 (J)	<0.001	<0.001	0.00025 (J)	<0.001
2/18/2020	0.00016 (J)								
2/19/2020		0.00034 (J)	0.00022 (J)	0.00018 (J)	0.00031 (J)	<0.001	<0.001		<0.001
2/20/2020								0.00066 (J)	
3/23/2020									<0.001
3/24/2020							<0.001		
3/25/2020	<0.001								
3/26/2020		<0.001						0.00029 (J)	
3/27/2020			<0.001	0.0011	0.00045 (J)	<0.001			
9/14/2020	<0.001	0.00023 (J)	<0.001						
9/15/2020				0.00035 (J)	0.00027 (J)	<0.001	<0.001	0.00027 (J)	<0.001
2/9/2021	<0.001	<0.001	<0.001	<0.001	<0.001	<0.001			
2/10/2021							0.00024 (J)	0.00068 (J)	<0.001
3/30/2021								0.00024 (J)	<0.001
3/31/2021					<0.001				
4/1/2021						<0.001	<0.001		
4/6/2021				0.00017 (J)					
4/7/2021	<0.001	<0.001	<0.001						

ND substitution: RL or RL/2 if <15% NDs.

Time Series

Constituent: Thallium (mg/L) Analysis Run 6/24/2024 10:53 AM

Plant Scherer Client: Southern Company Data: Scherer AP

	SGWC-11	SGWC-12	SGWC-13	SGWC-14	SGWC-15	SGWC-16	SGWC-17	SGWC-18	SGWC-19
8/18/2021							<0.001	0.00022 (J)	
8/19/2021	0.00015 (J)		<0.001	<0.001	<0.001	<0.001			<0.001
8/20/2021		<0.001							
2/10/2022	<0.001	<0.001				<0.001		<0.001	
2/11/2022			<0.001		<0.001		<0.001		<0.001
2/14/2022				<0.001					
8/18/2022	<0.001	<0.001	<0.001						
8/19/2022				<0.001	<0.001				
8/22/2022									<0.001
8/23/2022								<0.001	
8/31/2022						<0.001	<0.001		
2/22/2023	<0.001						<0.001	<0.001	<0.001
2/23/2023		<0.001	<0.001	<0.001	<0.001	<0.001			
8/2/2023	<0.001		<0.001						
8/7/2023		<0.001			<0.001		<0.001	<0.001	<0.001
8/8/2023				<0.001		<0.001			
2/20/2024									<0.001
2/23/2024	<0.001	<0.001	<0.001						
2/26/2024					<0.001	<0.001	<0.001		
2/27/2024				<0.001				<0.001	

ND substitution: RL or RL/2 if <15% NDs.

Time Series

Constituent: Thallium (mg/L) Analysis Run 6/24/2024 10:53 AM

Plant Scherer Client: Southern Company Data: Scherer AP

	SGWC-20	SGWC-21	SGWC-22	SGWC-23	SGWC-6	SGWC-7	SGWC-8	SGWC-9
5/11/2016					<0.001	<0.001	<0.001	<0.001
5/12/2016	<0.001	<0.001	<0.001	<0.001				
6/27/2016					<0.001	<0.001	<0.001	
6/29/2016	0.0002 (J)	<0.001	<0.001	<0.001				<0.001
8/17/2016					<0.001	<0.001	<0.001	
8/19/2016			<0.001	<0.001				
8/22/2016	0.00018 (J)	<0.001						<0.001
10/17/2016					<0.001		<0.001	
10/18/2016	0.00016 (J)	<0.001	<0.001	<0.001		<0.001		<0.001
12/6/2016					<0.001	<0.001	<0.001	
12/7/2016		<0.001	<0.001	<0.001				<0.001
12/8/2016	0.0001 (J)							
2/14/2017					<0.001	<0.001	<0.001	
2/15/2017				<0.001				
2/16/2017	0.00014 (J)	<0.001	<0.001					<0.001
4/12/2017					<0.001	<0.001	<0.001	
4/13/2017	0.00021 (J)	<0.001	<0.001	<0.001				<0.001
6/27/2017					<0.001	<0.001	<0.001	<0.001
6/28/2017	0.00018 (J)	<0.001	<0.001	<0.001				
3/27/2018				<0.001	<0.001	<0.001	<0.001	
3/28/2018	9E-05 (J)	<0.001	<0.001					<0.001
6/6/2018					<0.001	<0.001	<0.001	<0.001
6/7/2018	0.00014 (J)	<0.001	<0.001	<0.001				
10/8/2018		<0.001	<0.001	<0.001	<0.001			
10/9/2018						<0.001	<0.001	<0.001
10/18/2018	0.00018 (J)							
2/19/2019			<0.001	<0.001				
2/20/2019	0.00018 (J)	<0.001			<0.001	<0.001	<0.001	<0.001
4/1/2019						<0.001	<0.001	<0.001
4/2/2019	0.00017 (J)	<0.001	<0.001	<0.001	<0.001			
9/16/2019					<0.001			<0.001
9/17/2019	0.00021 (J)	<0.001				<0.001	0.00023 (J)	
9/18/2019			<0.001	<0.001				
2/18/2020	0.00033 (J)	<0.001	<0.001	<0.001	0.00028 (J)	0.00022 (J)	0.0002 (J)	
2/19/2020								0.00027 (J)
3/23/2020	0.00016 (J)	<0.001						
3/24/2020			<0.001	<0.001				
3/25/2020					0.00049 (J)		0.00079 (J)	<0.001
3/26/2020						<0.001		
9/14/2020					<0.001	<0.001	<0.001	<0.001
9/15/2020	0.00028 (J)	<0.001	0.00038 (J)	0.00016 (J)				
2/9/2021					<0.001	<0.001	<0.001	<0.001
2/10/2021	0.00025 (J)	<0.001	<0.001	<0.001				
3/30/2021	0.00018 (J)	<0.001						
3/31/2021			<0.001	<0.001				<0.001
4/1/2021					0.00023 (J)	0.00042 (J)	0.00021 (J)	
8/18/2021		<0.001	<0.001	<0.001	0.00017 (J)	<0.001	<0.001	
8/19/2021	0.00018 (J)							0.0004 (J)
2/9/2022					<0.001	<0.001		
2/10/2022			<0.001	<0.001			<0.001	<0.001
2/11/2022	<0.001	<0.001						
8/18/2022						<0.001	<0.001	<0.001

ND substitution: RL or RL/2 if <15% NDs.

Time Series

Constituent: Thallium (mg/L) Analysis Run 6/24/2024 10:53 AM

Plant Scherer Client: Southern Company Data: Scherer AP

	SGWC-20	SGWC-21	SGWC-22	SGWC-23	SGWC-6	SGWC-7	SGWC-8	SGWC-9
8/19/2022					<0.001			
8/22/2022	<0.001	<0.001	<0.001	<0.001				
2/22/2023	<0.001				<0.001	<0.001	<0.001	<0.001
2/23/2023		<0.001	<0.001	<0.001				
8/1/2023					<0.001			
8/7/2023	<0.001		<0.001					<0.001
8/8/2023		<0.001		<0.001		<0.001	<0.001	
2/20/2024					<0.001			
2/21/2024			<0.001	<0.001		<0.001	<0.001	<0.001
2/26/2024	<0.001							
2/27/2024		<0.001						

ND substitution: RL or RL/2 if <15% NDs.

Time Series

Constituent: Total Dissolved Solids [TDS] (mg/L) Analysis Run 6/24/2024 10:53 AM

Plant Scherer Client: Southern Company Data: Scherer AP

	PZ-13S	PZ-14S	PZ-17I	PZ-39S	PZ-40I	PZ-41S	PZ-42I	PZ-43S	PZ-44I
10/16/2018									180
10/17/2018				140					
10/18/2018			260		840	670	440	230	
2/8/2022	37	48							
2/9/2022			240	150		820	470	310	120
2/10/2022					1200				
8/22/2022							500		
8/23/2022		65		170	100				
8/24/2022	86		280			920		350	200
2/23/2023	51	59	260			950	490		
2/24/2023				160	1100			330	
2/28/2023									120
8/1/2023		77	270		1200				
8/2/2023	55			160		960	500	340	140
2/21/2024	53								
2/23/2024									130
2/26/2024			230						
2/27/2024				150	1100	1000	470	310	
2/28/2024		46							

Time Series

Constituent: Total Dissolved Solids [TDS] (mg/L) Analysis Run 6/24/2024 10:53 AM

Plant Scherer Client: Southern Company Data: Scherer AP

	PZ-69I	SGWA-1 (bg)	SGWA-2 (bg)	SGWA-24 (bg)	SGWA-25 (bg)	SGWA-3 (bg)	SGWA-4 (bg)	SGWA-5 (bg)	SGWC-10
5/10/2016		44	96	110	100	59		64	
5/11/2016							91		68
6/23/2016		38	91	118				58	
6/24/2016						39	78		
6/27/2016					117				
6/28/2016									41
8/16/2016		22	100	110		38		52	
8/17/2016					86		100		70
10/13/2016		66		120					
10/14/2016			100		80	34		58	
10/17/2016							58		6
12/5/2016				110					
12/6/2016		54	110		110	70	98	72	40
2/14/2017		18	76	86	98	32	78	52	
2/15/2017									18
4/10/2017				120					
4/11/2017		50	120		110	64	110	78	
4/12/2017									18
6/26/2017		60	110	130		64	110	80	
6/27/2017					18				50
10/10/2017		36	100	110					
10/11/2017					94	42	120	64	
10/12/2017									46
6/5/2018		8	74	76	80			50	
6/6/2018						46	120		38
12/13/2018		16	110	100	4 (J)	4 (J)	94	58	
12/17/2018									38
3/28/2019					79	43	110	58	
3/29/2019		<10	72	110					
4/1/2019									82
9/12/2019								22	
9/13/2019				200					
9/16/2019		17	91		42	19	57		
9/17/2019									17
3/17/2020			100		98	52		30	
3/18/2020		25		110			140		
3/25/2020									59
9/14/2020		20	93	95	71	55	110	36	45
3/30/2021		32	110	110					
3/31/2021						57	120	35	64
4/7/2021					95				
8/17/2021		27	110		97		130		
8/18/2021				120		66		53	
8/19/2021									54
2/9/2022		45	100		93	54	110	60	
2/10/2022	320			130					
2/11/2022									44
8/17/2022		82	130						
8/18/2022				170	88	64	140	94	
8/19/2022									63
8/24/2022	290								
2/21/2023		41				55		65	

ND substitution: RL or RL/2 if <15% NDs.

Time Series

Constituent: Total Dissolved Solids [TDS] (mg/L) Analysis Run 6/24/2024 10:53 AM

Plant Scherer Client: Southern Company Data: Scherer AP

	PZ-69I	SGWA-1 (bg)	SGWA-2 (bg)	SGWA-24 (bg)	SGWA-25 (bg)	SGWA-3 (bg)	SGWA-4 (bg)	SGWA-5 (bg)	SGWC-10
2/22/2023			100				120		56
2/23/2023				130	90				
2/24/2023	290								
8/1/2023		61	110					80	
8/2/2023	280								
8/7/2023						59	130		60
8/8/2023				130	91				
2/20/2024		45	100				130		
2/21/2024				140		54		78	
2/23/2024	280								52
2/27/2024					96				

Time Series

Constituent: Total Dissolved Solids [TDS] (mg/L) Analysis Run 6/24/2024 10:53 AM

Plant Scherer Client: Southern Company Data: Scherer AP

	SGWC-11	SGWC-12	SGWC-13	SGWC-14	SGWC-15	SGWC-16	SGWC-17	SGWC-18	SGWC-19
5/11/2016	80	195							
5/12/2016			190	309	298	46	261		
5/13/2016								728	366
6/28/2016	134	200	198	333	337	60			
6/29/2016							323		370
6/30/2016								742	
8/17/2016	42								
8/18/2016		200	180	320	310	48	310		
8/22/2016								670	350
10/17/2016	24	160	140	320					
10/18/2016					320	60			340
10/19/2016							330 (D)	700	
12/6/2016	70	220	110						
12/7/2016				340	270	64	370	720	
12/8/2016									350
2/15/2017	34	200	160	340	310		350		
2/16/2017						40		600	340
4/12/2017	36	180	140	300	280				
4/13/2017						76	390	640	350
6/27/2017	8	200	170	320	290	50	350		
6/28/2017								540	340
10/11/2017	56	190	170	340					
10/12/2017					330	68	380	640	370
6/6/2018	40	260							
6/7/2018			190	340	310	74	360		
6/8/2018								820	320
10/16/2018	100				350				
10/18/2018								1200	
12/14/2018		190	140	280			390		
12/17/2018						42			250
4/1/2019	33	200	190	330	330				
4/2/2019						73	400	1700	420
9/16/2019	<10	200							
9/17/2019			170	310	320	59	380	1600	400
3/23/2020									390
3/24/2020							430		
3/25/2020	38								
3/26/2020		200						1600	
3/27/2020			200	330	330	99			
9/14/2020	39	190	190						
9/15/2020				360	340	90	440	1500	450
3/30/2021								1500	420
3/31/2021					300				
4/1/2021						88	410		
4/6/2021				320					
4/7/2021	40	210	200						
8/18/2021							450	1400	
8/19/2021	36		210	370	320	100			440
8/20/2021		220							
2/10/2022	39	210				100		1400	
2/11/2022			200		310		440		440
2/14/2022				360					

ND substitution: RL or RL/2 if <15% NDs.

Time Series

Constituent: Total Dissolved Solids [TDS] (mg/L) Analysis Run 6/24/2024 10:53 AM

Plant Scherer Client: Southern Company Data: Scherer AP

	SGWC-11	SGWC-12	SGWC-13	SGWC-14	SGWC-15	SGWC-16	SGWC-17	SGWC-18	SGWC-19
8/18/2022	54	230	240						
8/19/2022				370	320				
8/22/2022									450
8/23/2022								1300	
11/16/2022						110	430		
2/22/2023	41						470	1200	440
2/23/2023		220	230	390	300	130			
8/2/2023	52		220						
8/7/2023		210			360		470	1200	420
8/8/2023				360		130			
2/20/2024									420
2/23/2024	55	170	220						
2/26/2024					320	140	490		
2/27/2024				330				1200	

Time Series

Constituent: Total Dissolved Solids [TDS] (mg/L) Analysis Run 6/24/2024 10:53 AM

Plant Scherer Client: Southern Company Data: Scherer AP

	SGWC-20	SGWC-21	SGWC-22	SGWC-23	SGWC-6	SGWC-7	SGWC-8	SGWC-9
5/11/2016					104	222	330	527
5/12/2016	386	260	212	288				
6/27/2016					112	275	423	
6/29/2016	436	311	214	272				562
8/17/2016					86	220	410	
8/19/2016			230	290				
8/22/2016	290	390						500
10/17/2016					60		370	
10/18/2016	200	300	190	270		210		490
12/6/2016					90	250	420	
12/7/2016		310	230	300				510
12/8/2016	370							
2/14/2017					54	210	370	
2/15/2017				260				
2/16/2017	350	310	200					520
4/12/2017					64	200	370	
4/13/2017	380	300	220	300				590
6/27/2017					40	180	380	550
6/28/2017	320	290	190	250				
10/11/2017					82	210		
10/12/2017	350	290	230	280			400	560
6/6/2018					100	210	410	590
6/7/2018	320	260	210	220				
10/18/2018	370							
12/14/2018					44	170	390	
12/17/2018		310	260	30				510
4/1/2019						200	370	580
4/2/2019	370	300	240	250	91			
9/16/2019					76			550
9/17/2019	320	290				140	380	
9/18/2019			470	490				
3/23/2020	330	330						
3/24/2020			250	210				
3/25/2020					94		360	540
3/26/2020						180		
9/14/2020					99	200	360	470
9/15/2020	350	390	250	210				
3/30/2021	350	380						
3/31/2021			240	220				430
4/1/2021					83	200	360	
8/18/2021		380	260	210	140	210	410	
8/19/2021	340							380
2/9/2022					130	170		
2/10/2022			250	230			400	410
2/11/2022	350	350						
8/18/2022						200	420	470
8/19/2022					150			
8/22/2022	370	380	3400	220				
2/22/2023	350				120	170	350	430
2/23/2023		350	260	210				
8/1/2023					100			
8/7/2023	350		300					430

Time Series

Constituent: Total Dissolved Solids [TDS] (mg/L) Analysis Run 6/24/2024 10:53 AM

Plant Scherer Client: Southern Company Data: Scherer AP

	SGWC-20	SGWC-21	SGWC-22	SGWC-23	SGWC-6	SGWC-7	SGWC-8	SGWC-9
8/8/2023		360		210		170	360	
2/20/2024					120			
2/21/2024			1000	230		160	320	380
2/26/2024	380							
2/27/2024		360						

FIGURE B.

Sanitas™ v.10.0.19a Software licensed to . UG

Box & Whiskers Plot

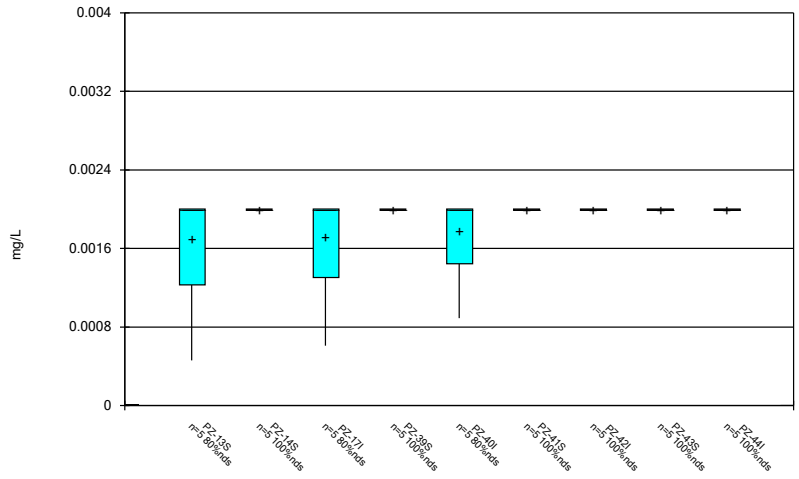

Constituent: Antimony Analysis Run 6/24/2024 10:55 AM

Plant Scherer Client: Southern Company Data: Scherer AP

Sanitas™ v.10.0.19a Software licensed to . UG

Box & Whiskers Plot

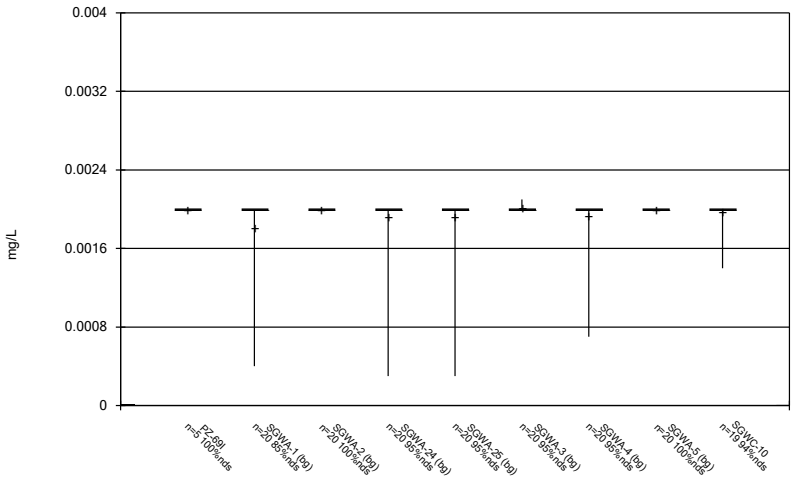

Constituent: Antimony Analysis Run 6/24/2024 10:55 AM

Plant Scherer Client: Southern Company Data: Scherer AP

Sanitas™ v.10.0.19a Software licensed to . UG

Box & Whiskers Plot

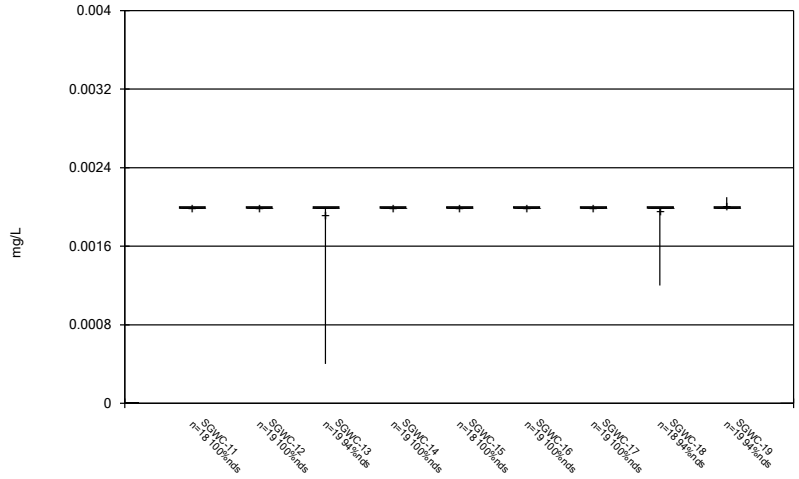

Constituent: Antimony Analysis Run 6/24/2024 10:55 AM

Plant Scherer Client: Southern Company Data: Scherer AP

Sanitas™ v.10.0.19a Software licensed to . UG

Box & Whiskers Plot

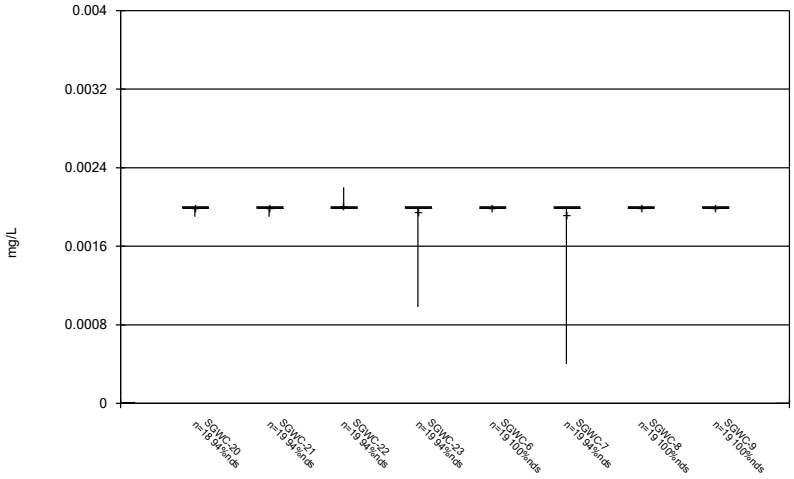

Constituent: Antimony Analysis Run 6/24/2024 10:55 AM

Plant Scherer Client: Southern Company Data: Scherer AP

Sanitas™ v.10.0.19a Software licensed to . UG

Box & Whiskers Plot

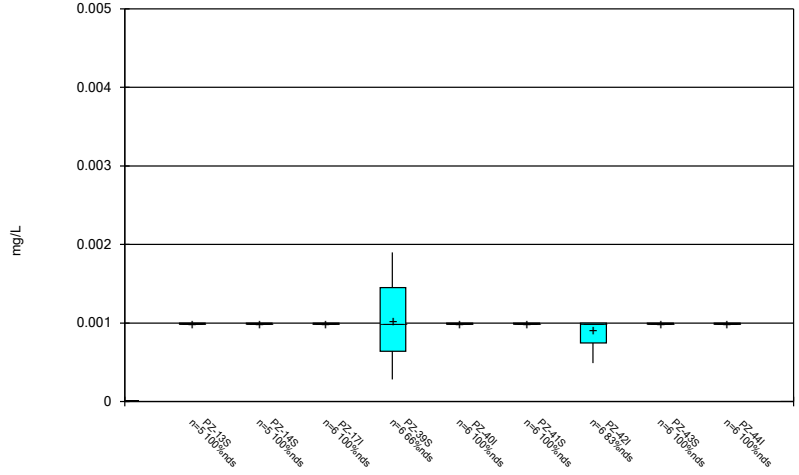

Constituent: Arsenic Analysis Run 6/24/2024 10:55 AM

Plant Scherer Client: Southern Company Data: Scherer AP

Sanitas™ v.10.0.19a Software licensed to . UG

Box & Whiskers Plot

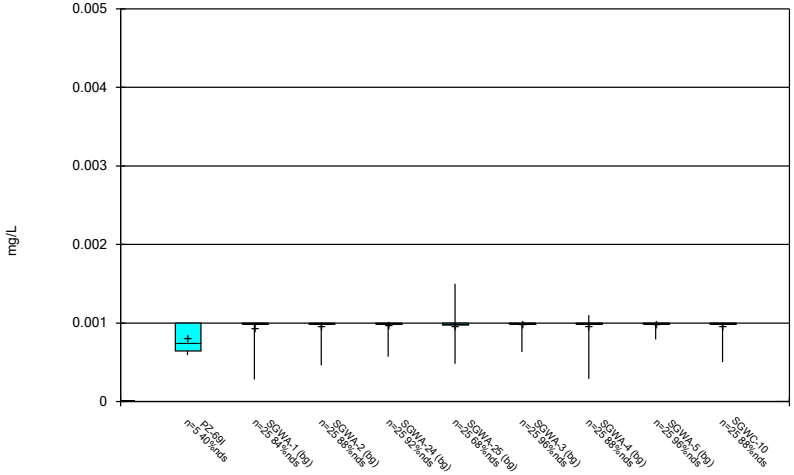

Constituent: Arsenic Analysis Run 6/24/2024 10:55 AM

Plant Scherer Client: Southern Company Data: Scherer AP

Sanitas™ v.10.0.19a Software licensed to . UG

Box & Whiskers Plot

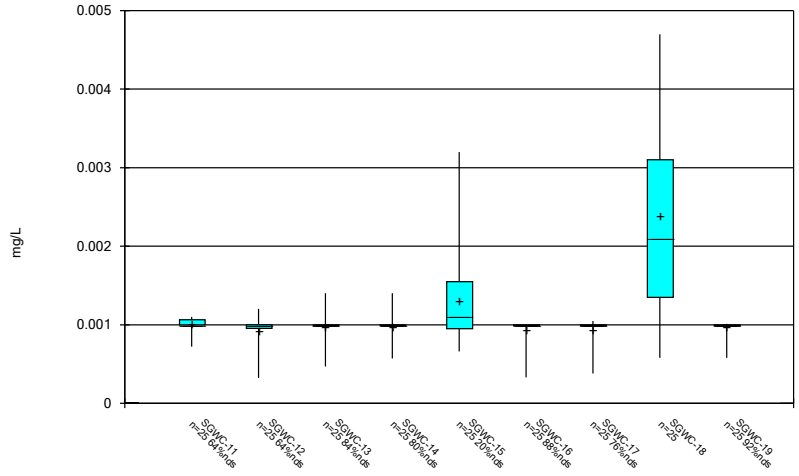

Constituent: Arsenic Analysis Run 6/24/2024 10:55 AM

Plant Scherer Client: Southern Company Data: Scherer AP

Sanitas™ v.10.0.19a Software licensed to . UG

Box & Whiskers Plot

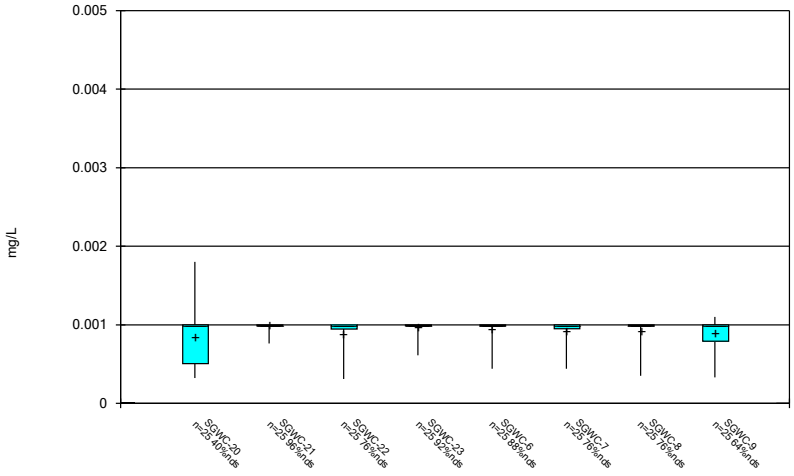

Constituent: Arsenic Analysis Run 6/24/2024 10:55 AM

Plant Scherer Client: Southern Company Data: Scherer AP

Sanitas™ v.10.0.19a Software licensed to . UG

Box & Whiskers Plot

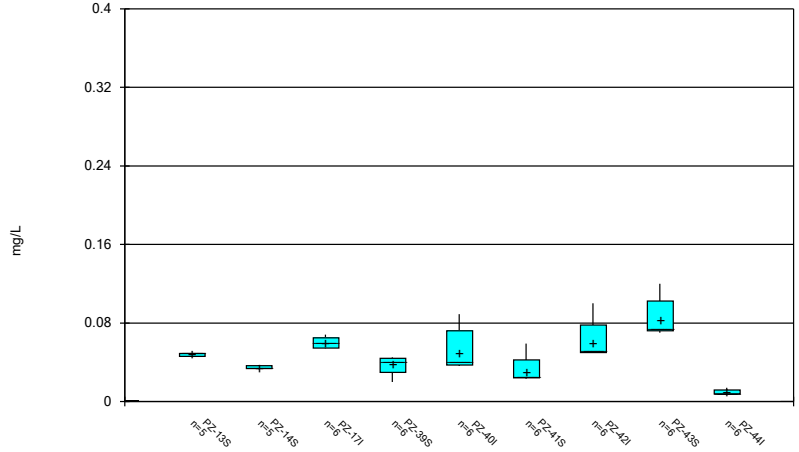

Constituent: Barium Analysis Run 6/24/2024 10:55 AM

Plant Scherer Client: Southern Company Data: Scherer AP

Sanitas™ v.10.0.19a Software licensed to . UG

Box & Whiskers Plot

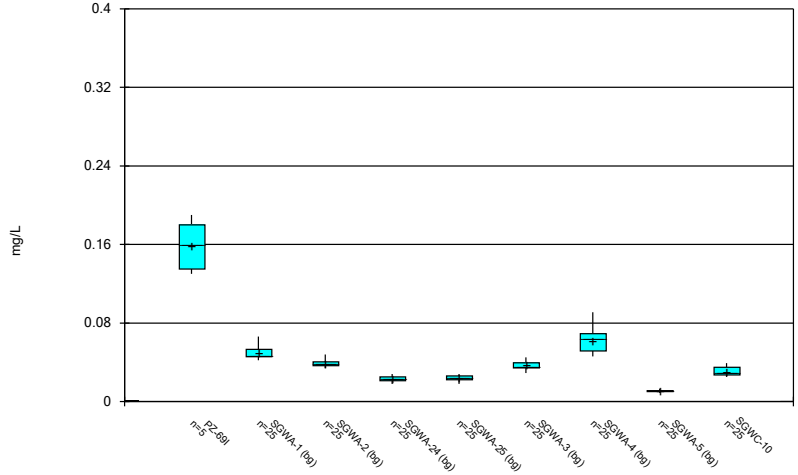

Constituent: Barium Analysis Run 6/24/2024 10:55 AM

Plant Scherer Client: Southern Company Data: Scherer AP

Sanitas™ v.10.0.19a Software licensed to . UG

Box & Whiskers Plot

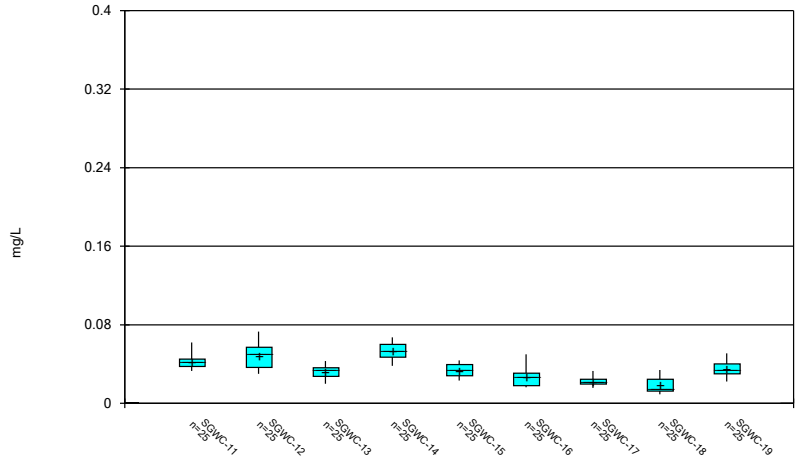

Constituent: Barium Analysis Run 6/24/2024 10:55 AM

Plant Scherer Client: Southern Company Data: Scherer AP

Sanitas™ v.10.0.19a Software licensed to . UG

Box & Whiskers Plot

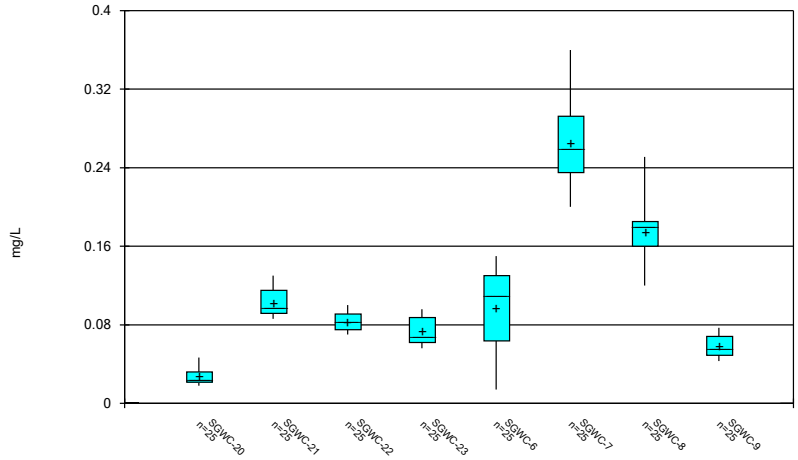

Constituent: Barium Analysis Run 6/24/2024 10:55 AM

Plant Scherer Client: Southern Company Data: Scherer AP

Sanitas™ v.10.0.19a Software licensed to . UG

Box & Whiskers Plot

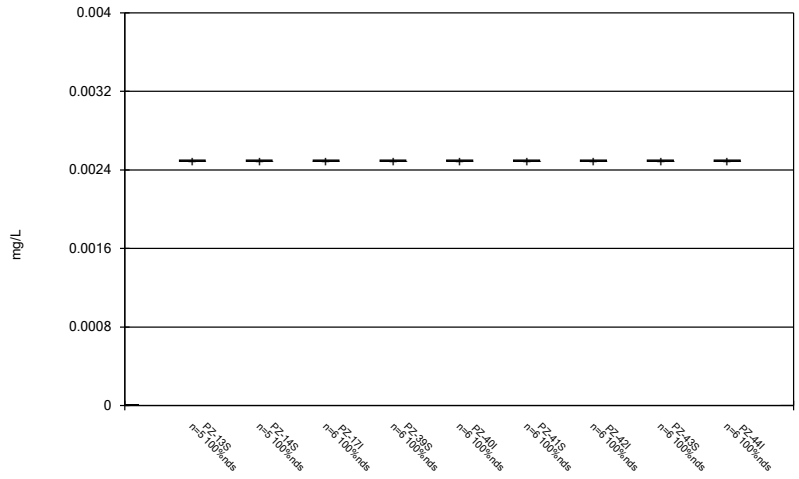

Constituent: Beryllium Analysis Run 6/24/2024 10:55 AM

Plant Scherer Client: Southern Company Data: Scherer AP

Sanitas™ v.10.0.19a Software licensed to . UG

Box & Whiskers Plot

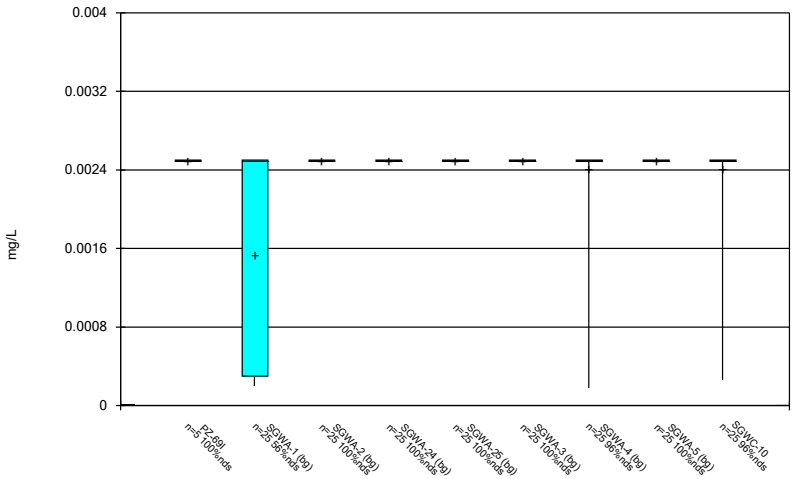

Constituent: Beryllium Analysis Run 6/24/2024 10:55 AM

Plant Scherer Client: Southern Company Data: Scherer AP

Sanitas™ v.10.0.19a Software licensed to . UG

Box & Whiskers Plot

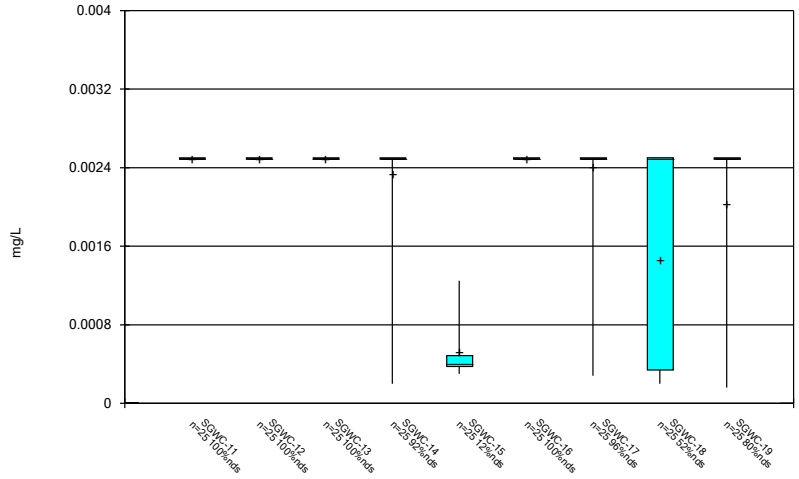

Constituent: Beryllium Analysis Run 6/24/2024 10:55 AM

Plant Scherer Client: Southern Company Data: Scherer AP

Sanitas™ v.10.0.19a Software licensed to . UG

Box & Whiskers Plot

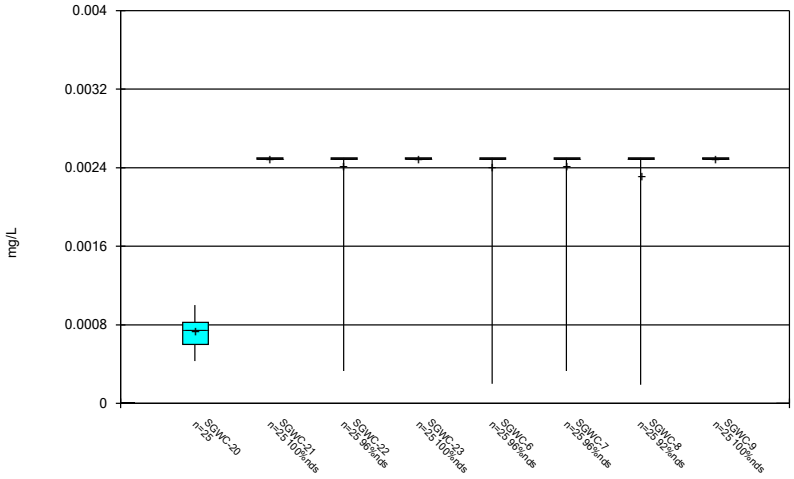

Constituent: Beryllium Analysis Run 6/24/2024 10:55 AM

Plant Scherer Client: Southern Company Data: Scherer AP

Sanitas™ v.10.0.19a Software licensed to . UG

Box & Whiskers Plot

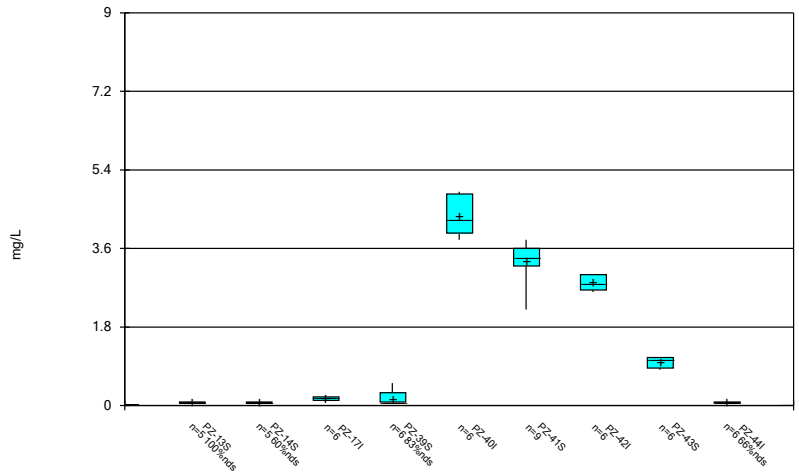

Constituent: Boron, total Analysis Run 6/24/2024 10:55 AM

Plant Scherer Client: Southern Company Data: Scherer AP

Sanitas™ v.10.0.19a Software licensed to . UG

Box & Whiskers Plot

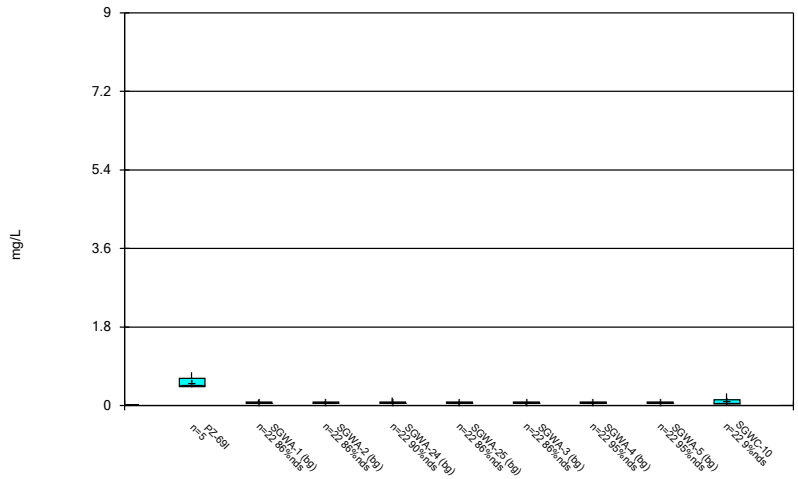

Constituent: Boron, total Analysis Run 6/24/2024 10:55 AM

Plant Scherer Client: Southern Company Data: Scherer AP

Sanitas™ v.10.0.19a Software licensed to . UG

Box & Whiskers Plot

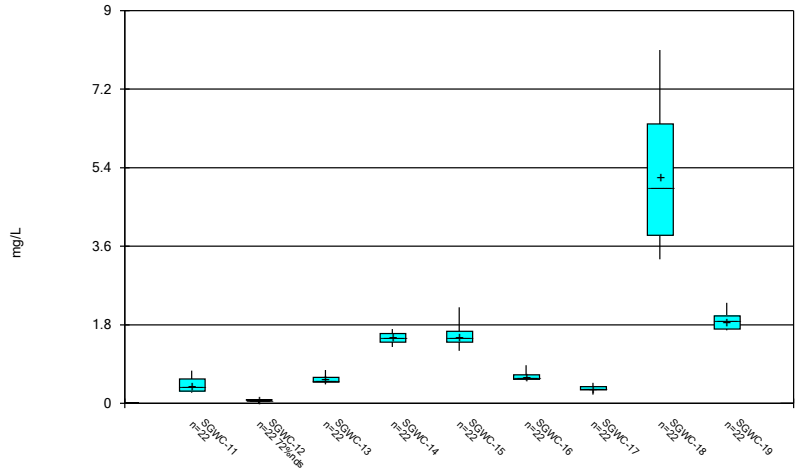

Constituent: Boron, total Analysis Run 6/24/2024 10:55 AM

Plant Scherer Client: Southern Company Data: Scherer AP

Sanitas™ v.10.0.19a Software licensed to . UG

Box & Whiskers Plot

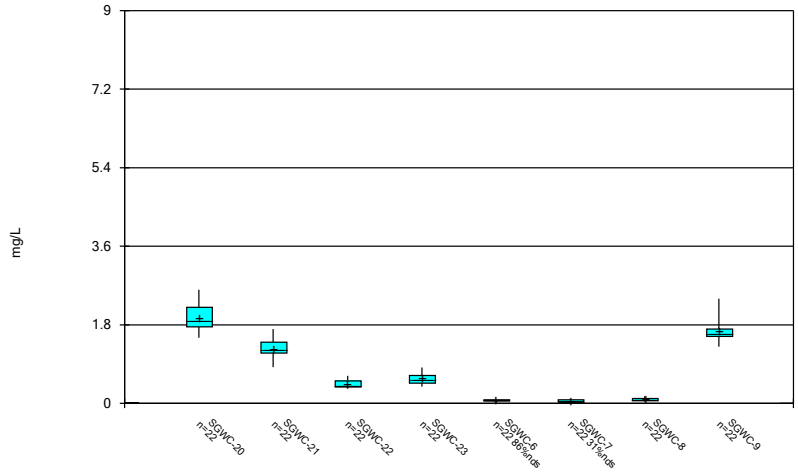

Constituent: Boron, total Analysis Run 6/24/2024 10:55 AM

Plant Scherer Client: Southern Company Data: Scherer AP

Sanitas™ v.10.0.19a Software licensed to . UG

Box & Whiskers Plot

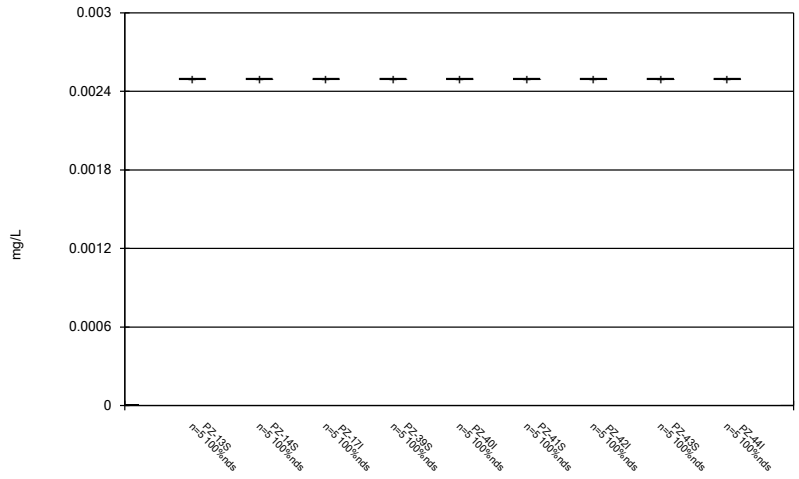

Constituent: Cadmium Analysis Run 6/24/2024 10:55 AM

Plant Scherer Client: Southern Company Data: Scherer AP

Sanitas™ v.10.0.19a Software licensed to . UG

Box & Whiskers Plot

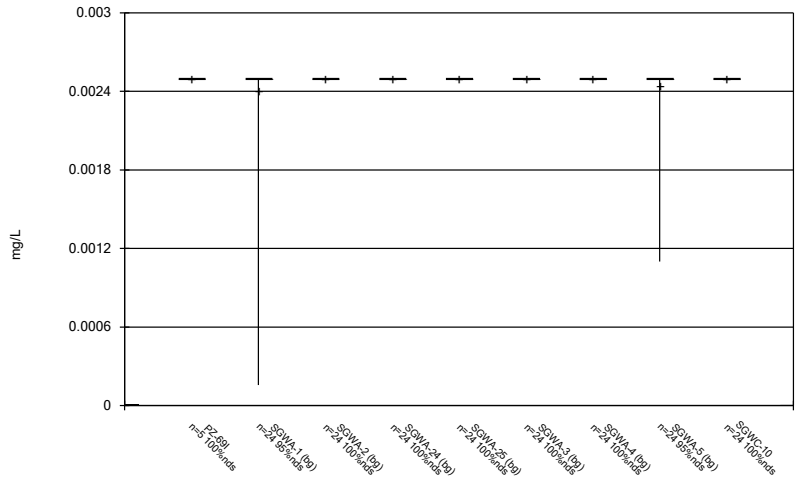

Constituent: Cadmium Analysis Run 6/24/2024 10:55 AM

Plant Scherer Client: Southern Company Data: Scherer AP

Sanitas™ v.10.0.19a Software licensed to . UG

Box & Whiskers Plot

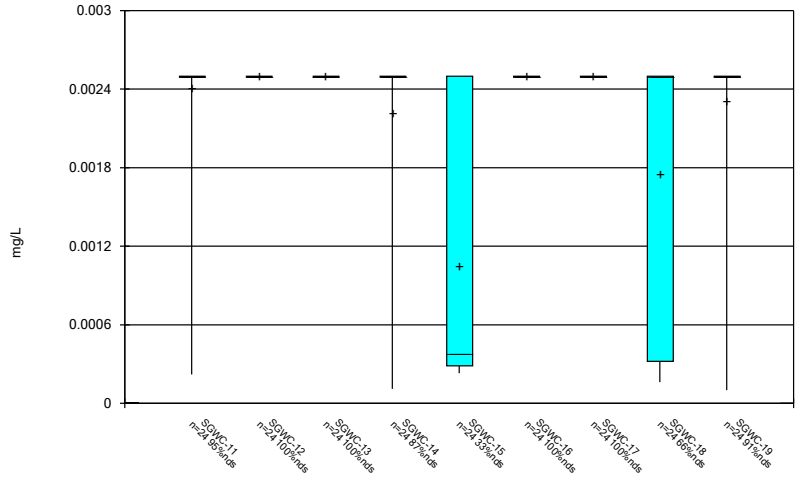

Constituent: Cadmium Analysis Run 6/24/2024 10:55 AM

Plant Scherer Client: Southern Company Data: Scherer AP

Sanitas™ v.10.0.19a Software licensed to . UG

Box & Whiskers Plot

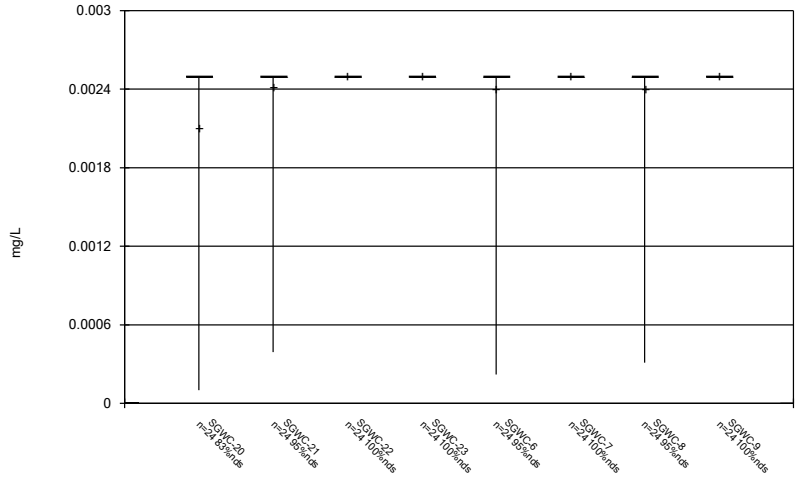

Constituent: Cadmium Analysis Run 6/24/2024 10:55 AM

Plant Scherer Client: Southern Company Data: Scherer AP

Sanitas™ v.10.0.19a Software licensed to . UG

Box & Whiskers Plot

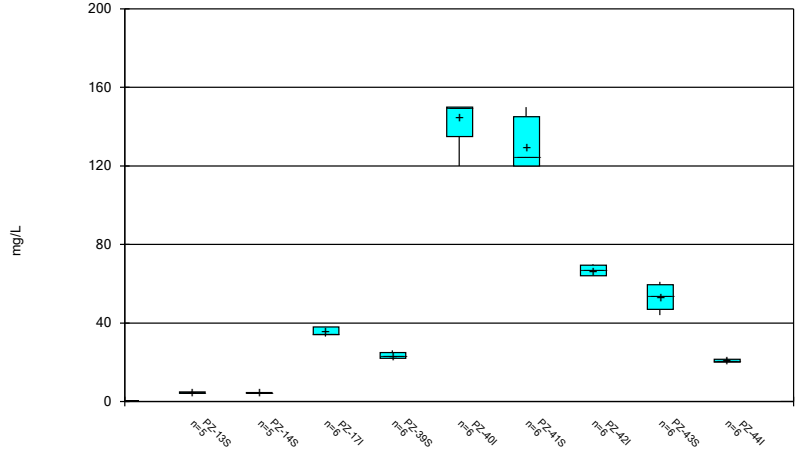

Constituent: Calcium, total Analysis Run 6/24/2024 10:55 AM

Plant Scherer Client: Southern Company Data: Scherer AP

Sanitas™ v.10.0.19a Software licensed to . UG

Box & Whiskers Plot

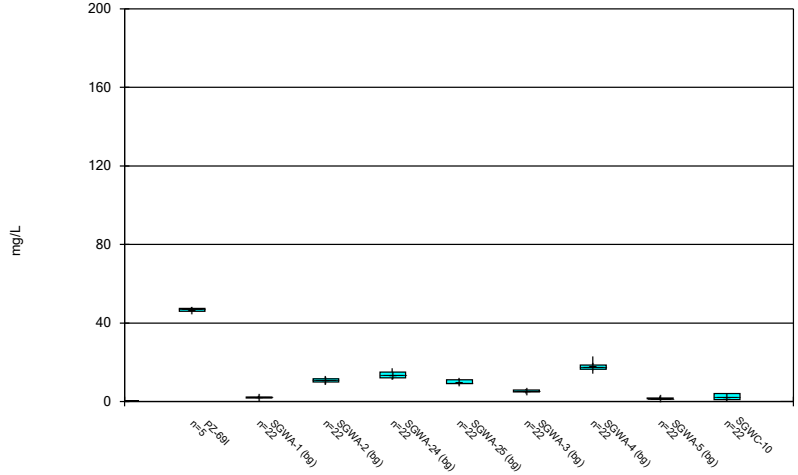

Constituent: Calcium, total Analysis Run 6/24/2024 10:55 AM

Plant Scherer Client: Southern Company Data: Scherer AP

Sanitas™ v.10.0.19a Software licensed to . UG

Box & Whiskers Plot

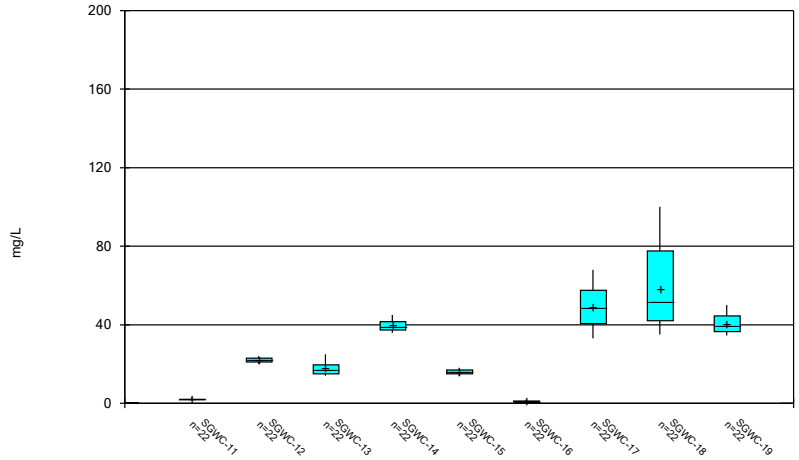

Constituent: Calcium, total Analysis Run 6/24/2024 10:55 AM

Plant Scherer Client: Southern Company Data: Scherer AP

Sanitas™ v.10.0.19a Software licensed to . UG

Box & Whiskers Plot

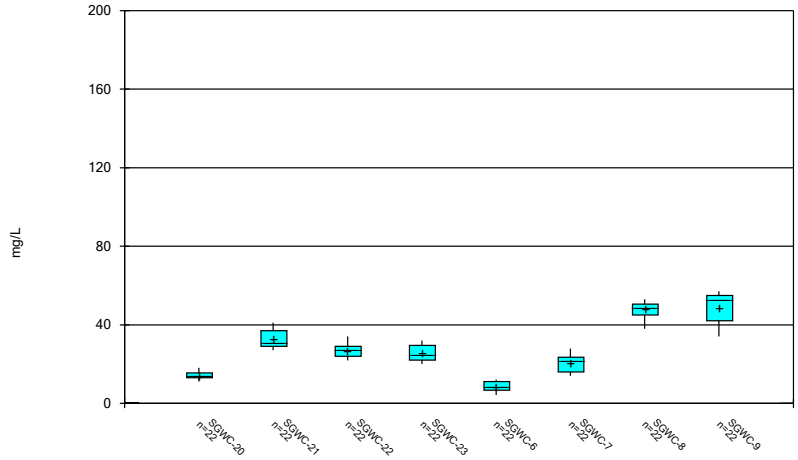

Constituent: Calcium, total Analysis Run 6/24/2024 10:55 AM

Plant Scherer Client: Southern Company Data: Scherer AP

Sanitas™ v.10.0.19a Software licensed to . UG

Box & Whiskers Plot

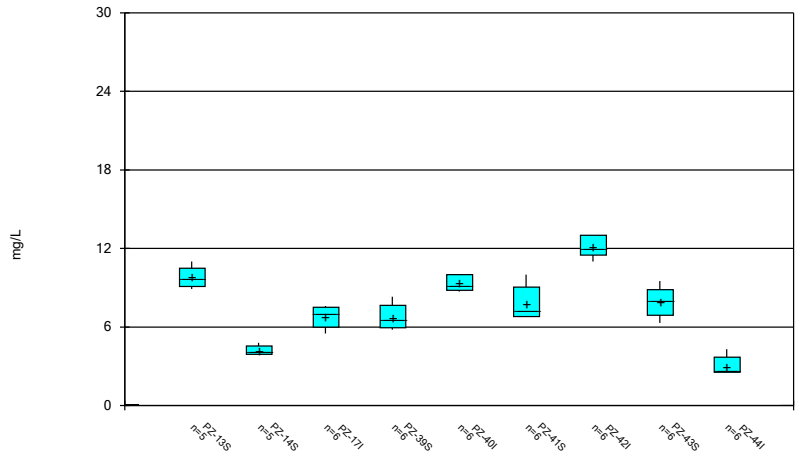

Constituent: Chloride, Total Analysis Run 6/24/2024 10:55 AM

Plant Scherer Client: Southern Company Data: Scherer AP

Sanitas™ v.10.0.19a Software licensed to . UG

Box & Whiskers Plot

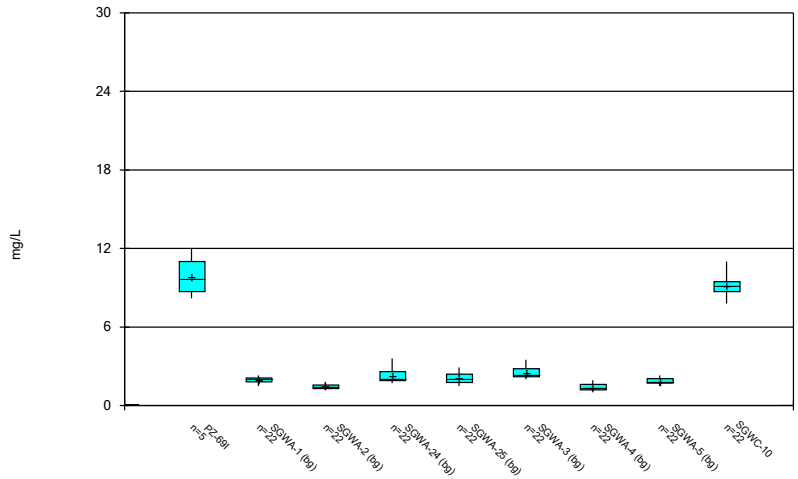

Constituent: Chloride, Total Analysis Run 6/24/2024 10:55 AM

Plant Scherer Client: Southern Company Data: Scherer AP

Sanitas™ v.10.0.19a Software licensed to . UG

Box & Whiskers Plot

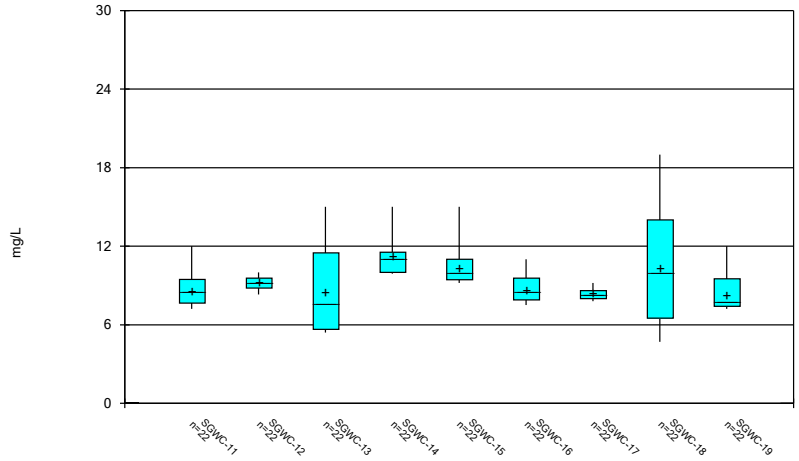

Constituent: Chloride, Total Analysis Run 6/24/2024 10:55 AM

Plant Scherer Client: Southern Company Data: Scherer AP

Sanitas™ v.10.0.19a Software licensed to . UG

Box & Whiskers Plot

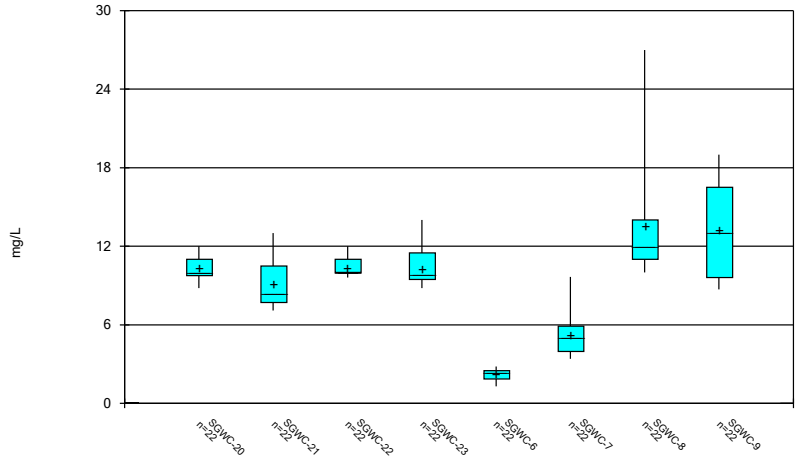

Constituent: Chloride, Total Analysis Run 6/24/2024 10:55 AM

Plant Scherer Client: Southern Company Data: Scherer AP

Sanitas™ v.10.0.19a Software licensed to . UG

Box & Whiskers Plot

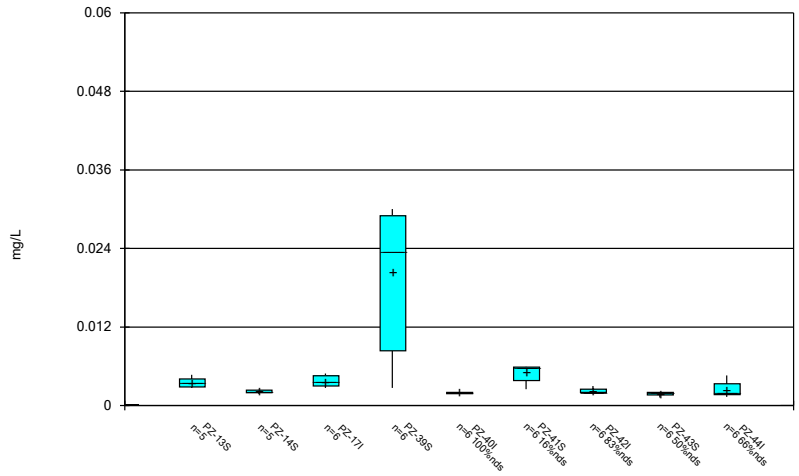

Constituent: Chromium Analysis Run 6/24/2024 10:55 AM

Plant Scherer Client: Southern Company Data: Scherer AP

Sanitas™ v.10.0.19a Software licensed to . UG

Box & Whiskers Plot

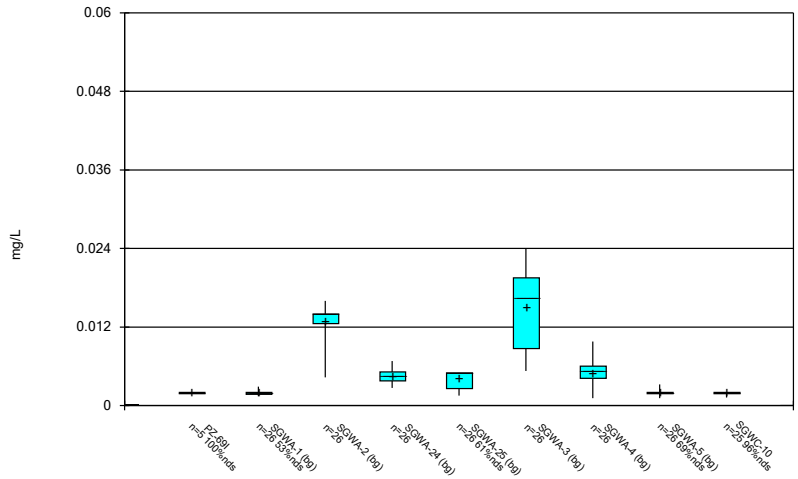

Constituent: Chromium Analysis Run 6/24/2024 10:55 AM

Plant Scherer Client: Southern Company Data: Scherer AP

Sanitas™ v.10.0.19a Software licensed to . UG

Box & Whiskers Plot

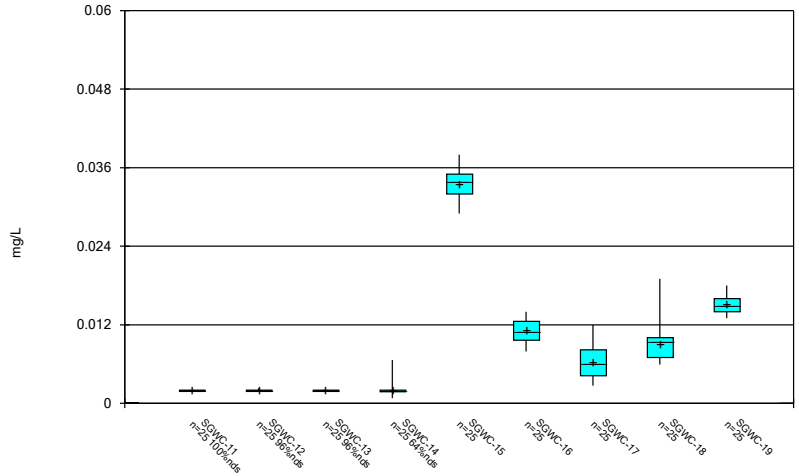

Constituent: Chromium Analysis Run 6/24/2024 10:55 AM

Plant Scherer Client: Southern Company Data: Scherer AP

Sanitas™ v.10.0.19a Software licensed to . UG

Box & Whiskers Plot

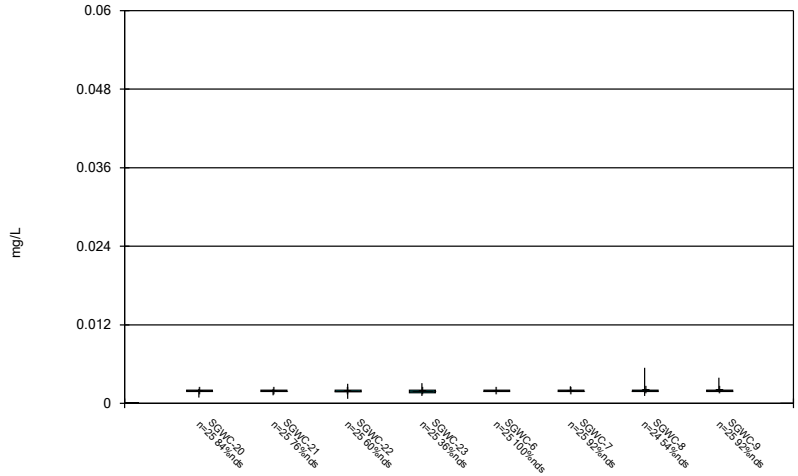

Constituent: Chromium Analysis Run 6/24/2024 10:55 AM

Plant Scherer Client: Southern Company Data: Scherer AP

Sanitas™ v.10.0.19a Software licensed to . UG

Box & Whiskers Plot

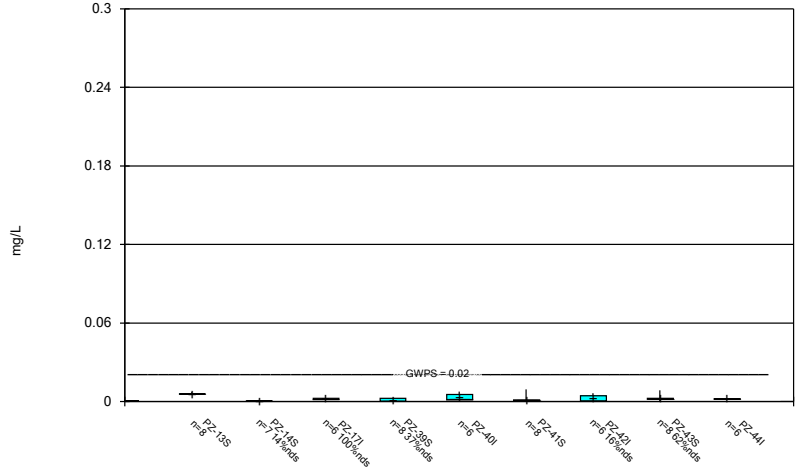

Constituent: Cobalt Analysis Run 6/24/2024 10:55 AM

Plant Scherer Client: Southern Company Data: Scherer AP

Sanitas™ v.10.0.19a Software licensed to . UG

Box & Whiskers Plot

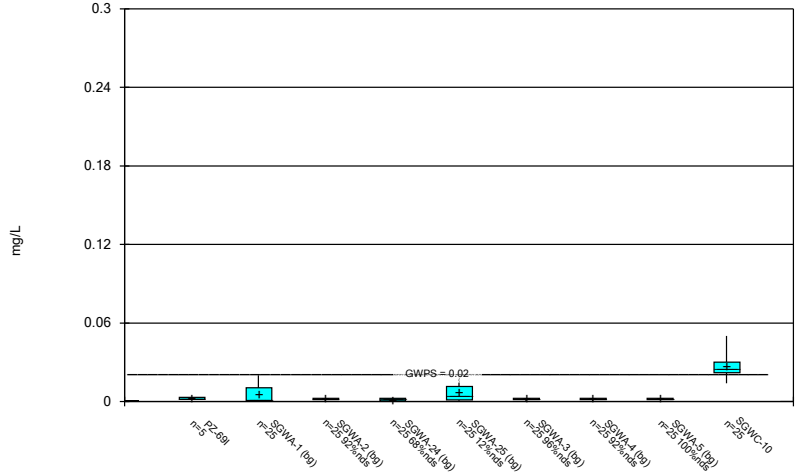

Constituent: Cobalt Analysis Run 6/24/2024 10:55 AM

Plant Scherer Client: Southern Company Data: Scherer AP

Sanitas™ v.10.0.19a Software licensed to . UG

Box & Whiskers Plot

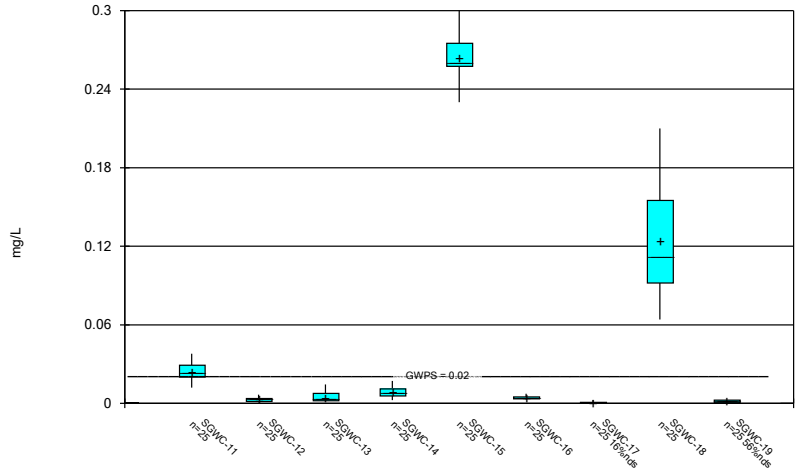

Constituent: Cobalt Analysis Run 6/24/2024 10:55 AM

Plant Scherer Client: Southern Company Data: Scherer AP

Sanitas™ v.10.0.19a Software licensed to . UG

Box & Whiskers Plot

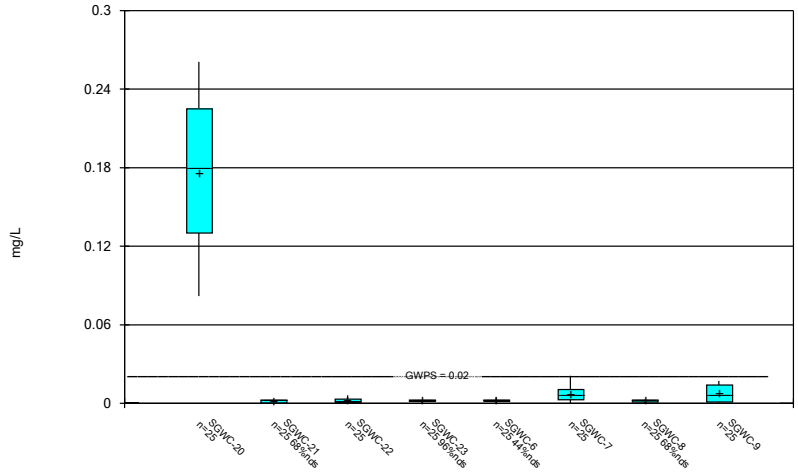

Constituent: Cobalt Analysis Run 6/24/2024 10:55 AM

Plant Scherer Client: Southern Company Data: Scherer AP

Sanitas™ v.10.0.19a Software licensed to . UG

Box & Whiskers Plot

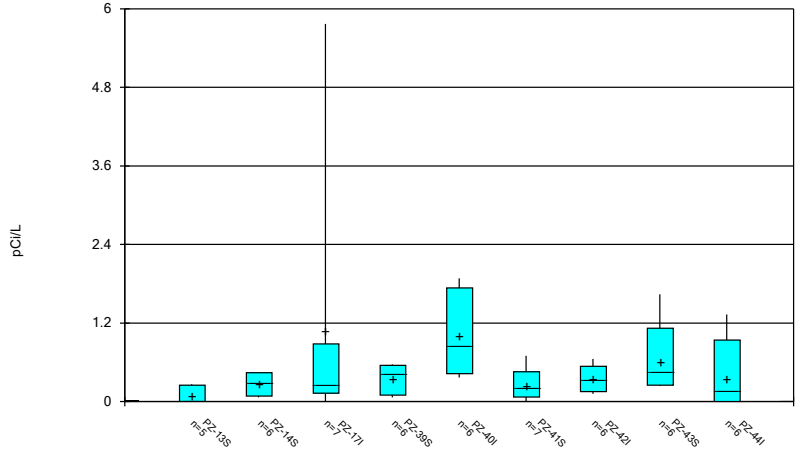

Constituent: Combined Radium 226 + 228 Analysis Run 6/24/2024 10:55 AM

Plant Scherer Client: Southern Company Data: Scherer AP

Sanitas™ v.10.0.19a Software licensed to . UG

Box & Whiskers Plot

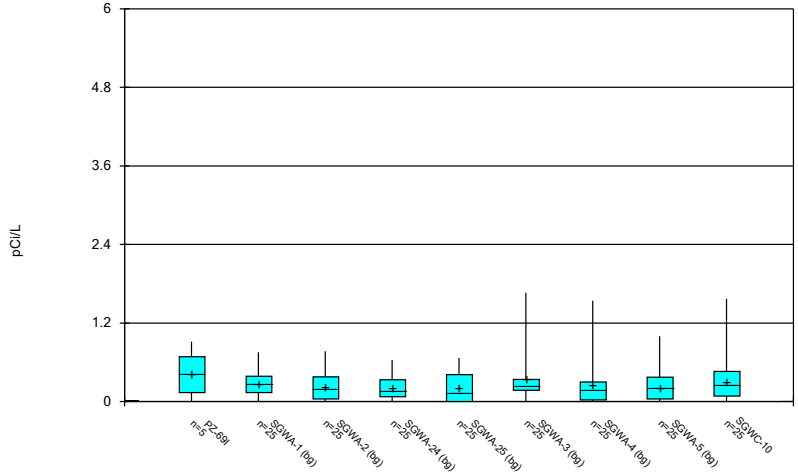

Constituent: Combined Radium 226 + 228 Analysis Run 6/24/2024 10:55 AM

Plant Scherer Client: Southern Company Data: Scherer AP

Sanitas™ v.10.0.19a Software licensed to . UG

Box & Whiskers Plot

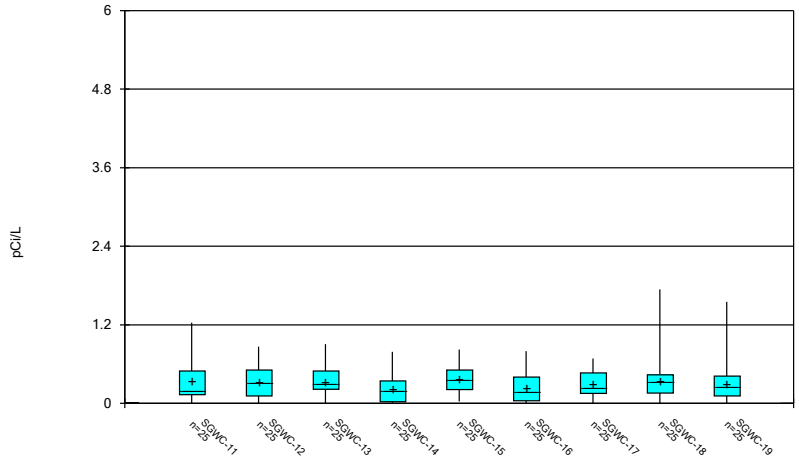

Constituent: Combined Radium 226 + 228 Analysis Run 6/24/2024 10:55 AM

Plant Scherer Client: Southern Company Data: Scherer AP

Sanitas™ v.10.0.19a Software licensed to . UG

Box & Whiskers Plot

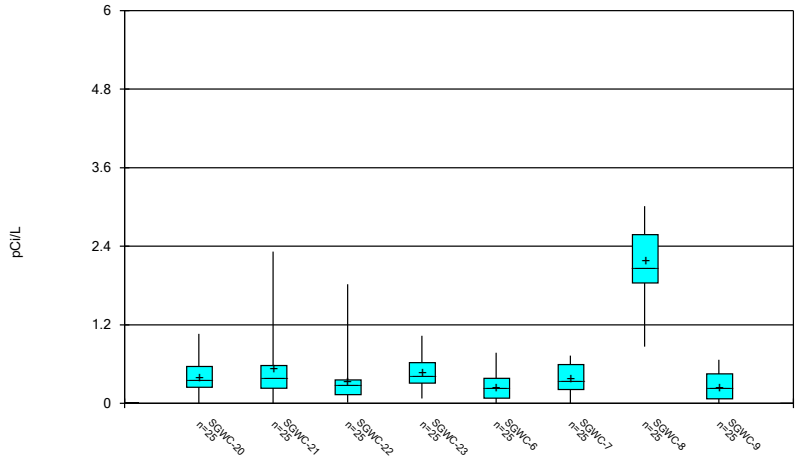

Constituent: Combined Radium 226 + 228 Analysis Run 6/24/2024 10:55 AM

Plant Scherer Client: Southern Company Data: Scherer AP

Sanitas™ v.10.0.19a Software licensed to . UG

Box & Whiskers Plot

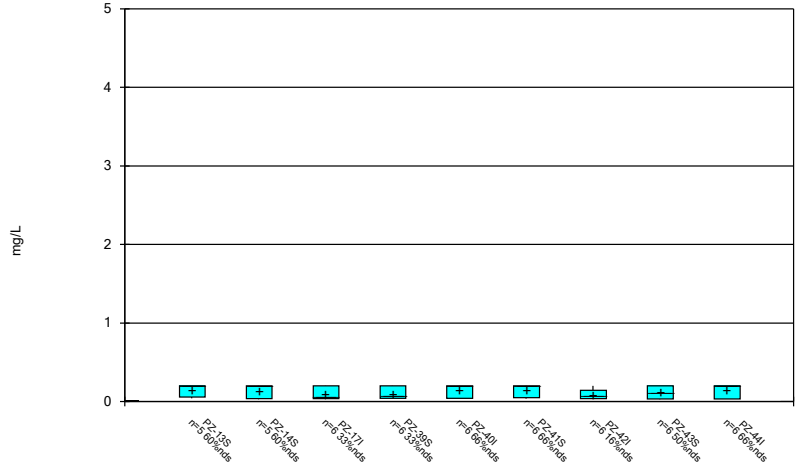

Constituent: Fluoride, total Analysis Run 6/24/2024 10:56 AM

Plant Scherer Client: Southern Company Data: Scherer AP

Sanitas™ v.10.0.19a Software licensed to . UG

Box & Whiskers Plot

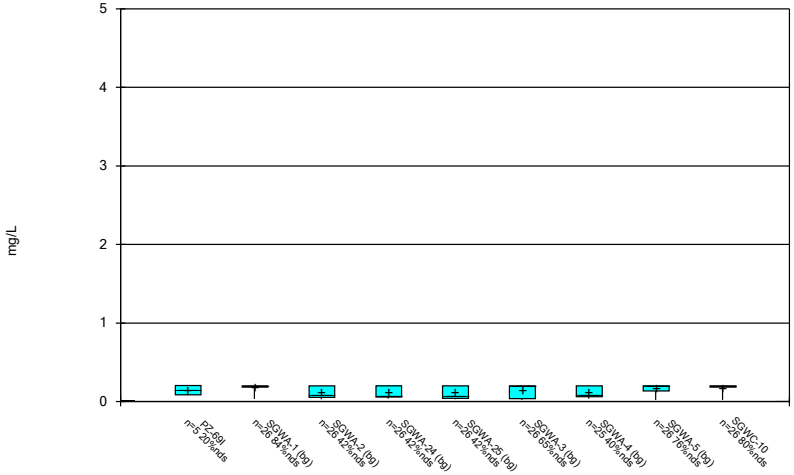

Constituent: Fluoride, total Analysis Run 6/24/2024 10:56 AM

Plant Scherer Client: Southern Company Data: Scherer AP

Sanitas™ v.10.0.19a Software licensed to . UG

Box & Whiskers Plot

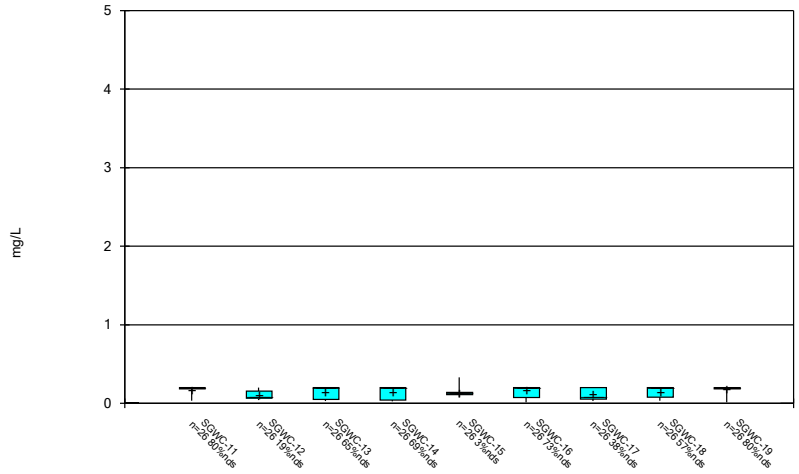

Constituent: Fluoride, total Analysis Run 6/24/2024 10:56 AM

Plant Scherer Client: Southern Company Data: Scherer AP

Sanitas™ v.10.0.19a Software licensed to . UG

Box & Whiskers Plot

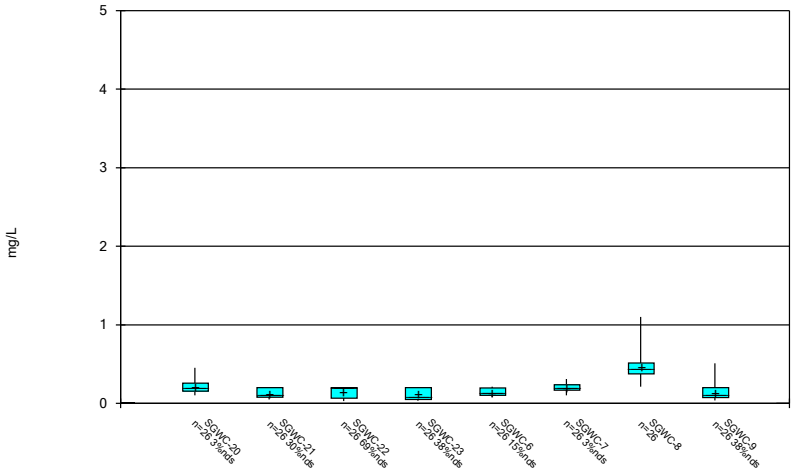

Constituent: Fluoride, total Analysis Run 6/24/2024 10:56 AM

Plant Scherer Client: Southern Company Data: Scherer AP

Sanitas™ v.10.0.19a Software licensed to . UG

Box & Whiskers Plot

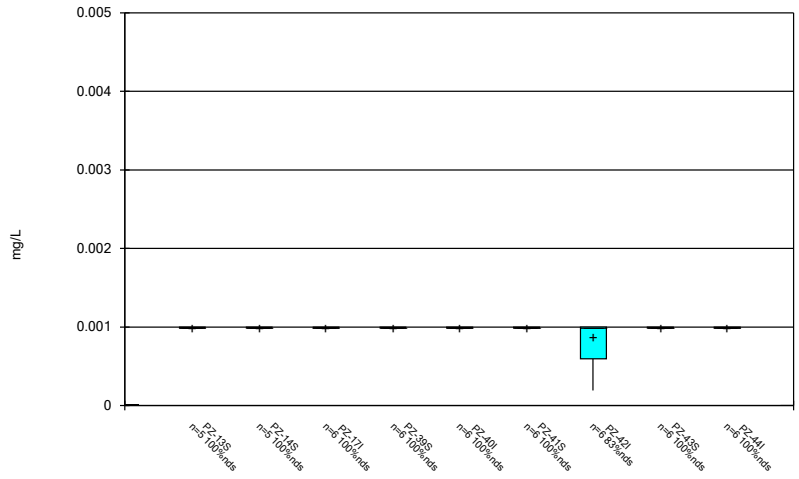

Constituent: Lead Analysis Run 6/24/2024 10:56 AM

Plant Scherer Client: Southern Company Data: Scherer AP

Sanitas™ v.10.0.19a Software licensed to . UG

Box & Whiskers Plot

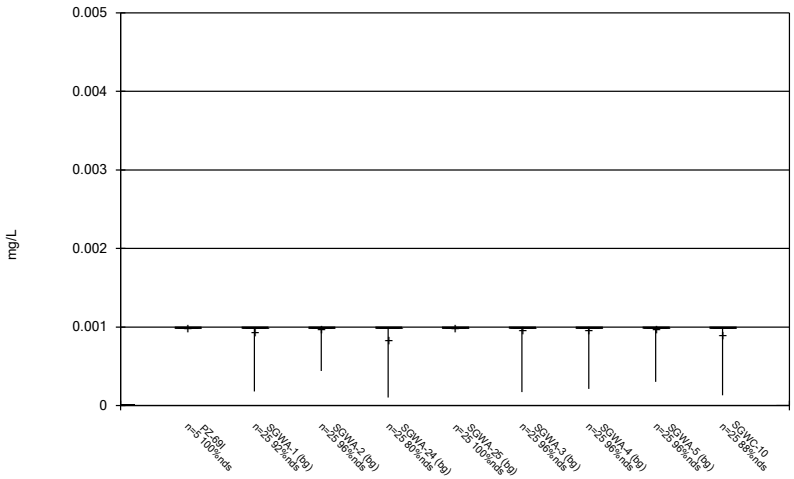

Constituent: Lead Analysis Run 6/24/2024 10:56 AM

Plant Scherer Client: Southern Company Data: Scherer AP

Sanitas™ v.10.0.19a Software licensed to . UG

Box & Whiskers Plot

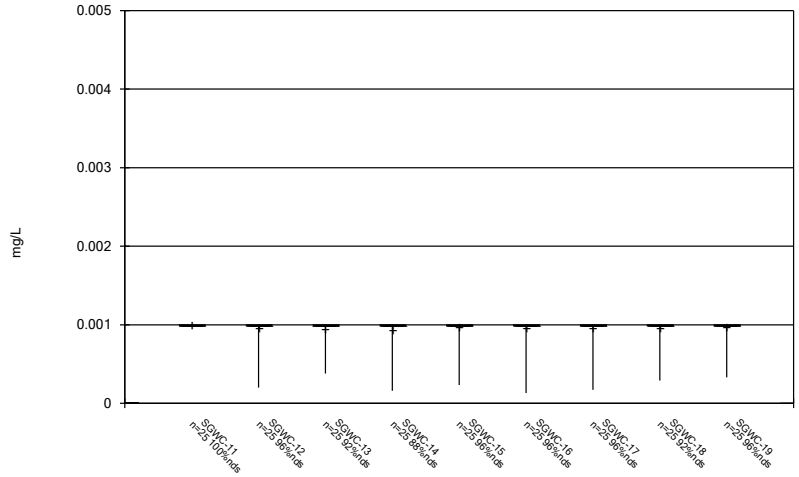

Constituent: Lead Analysis Run 6/24/2024 10:56 AM

Plant Scherer Client: Southern Company Data: Scherer AP

Sanitas™ v.10.0.19a Software licensed to . UG

Box & Whiskers Plot

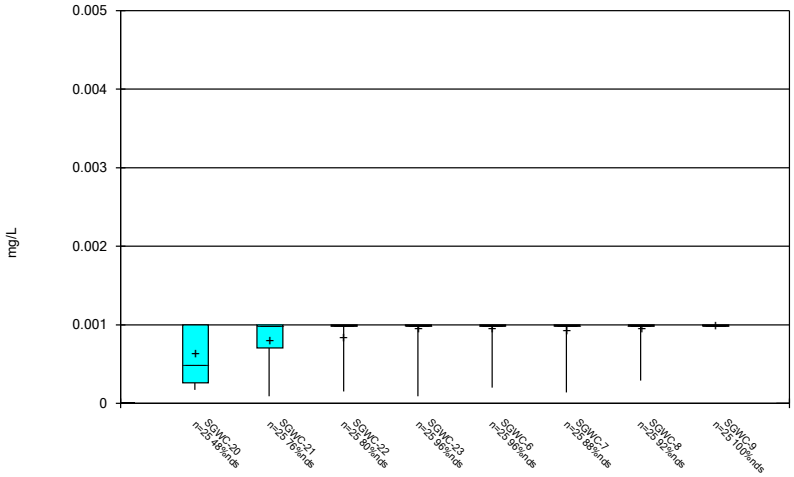

Constituent: Lead Analysis Run 6/24/2024 10:56 AM

Plant Scherer Client: Southern Company Data: Scherer AP

Sanitas™ v.10.0.19a Software licensed to . UG

Box & Whiskers Plot

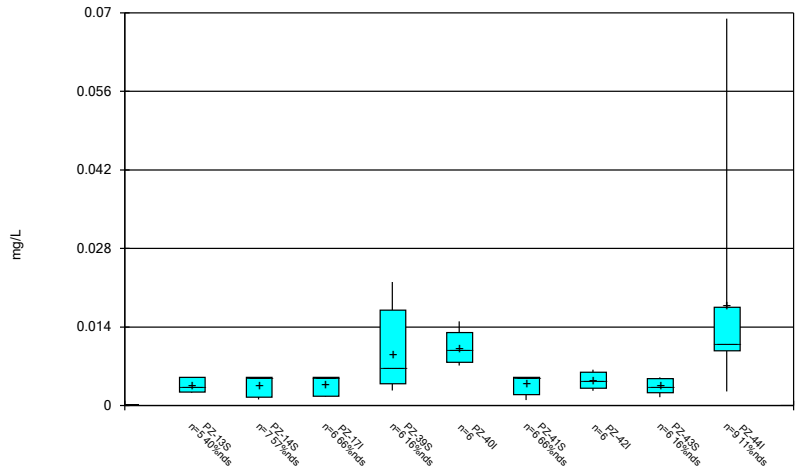

Constituent: Lithium Analysis Run 6/24/2024 10:56 AM

Plant Scherer Client: Southern Company Data: Scherer AP

Sanitas™ v.10.0.19a Software licensed to . UG

Box & Whiskers Plot

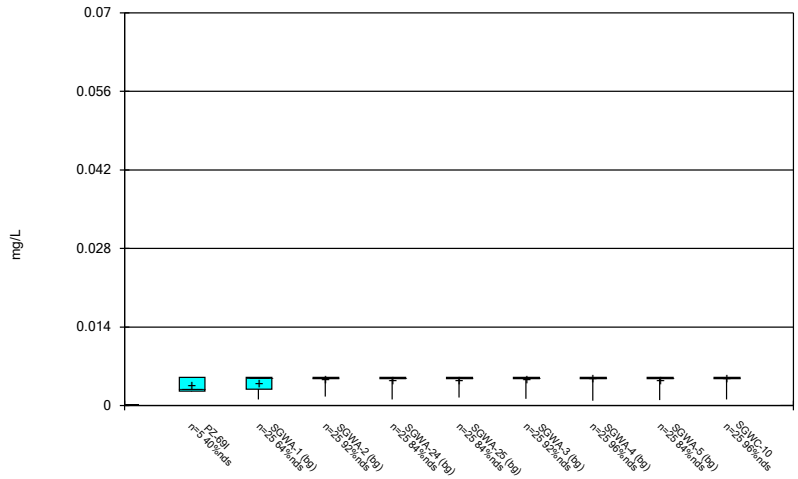

Constituent: Lithium Analysis Run 6/24/2024 10:56 AM

Plant Scherer Client: Southern Company Data: Scherer AP

Sanitas™ v.10.0.19a Software licensed to . UG

Box & Whiskers Plot

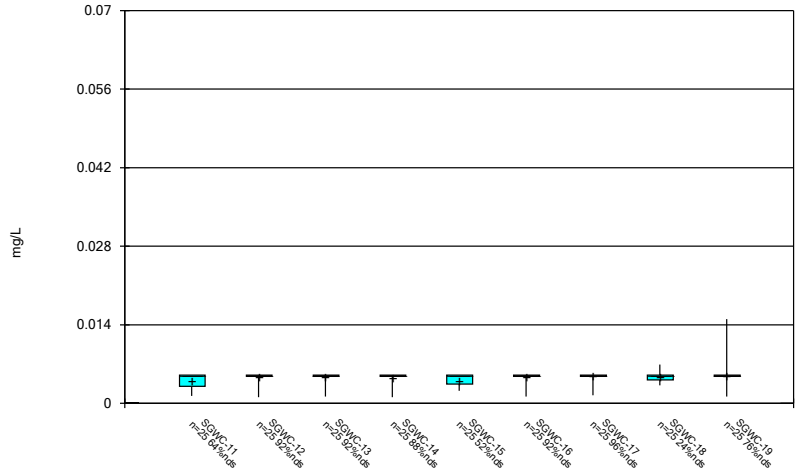

Constituent: Lithium Analysis Run 6/24/2024 10:56 AM

Plant Scherer Client: Southern Company Data: Scherer AP

Sanitas™ v.10.0.19a Software licensed to . UG

Box & Whiskers Plot

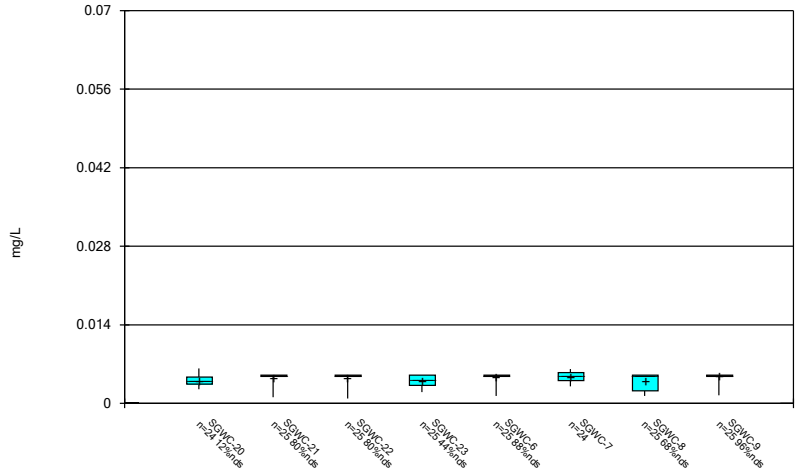

Constituent: Lithium Analysis Run 6/24/2024 10:56 AM

Plant Scherer Client: Southern Company Data: Scherer AP

Sanitas™ v.10.0.19a Software licensed to . UG

Box & Whiskers Plot

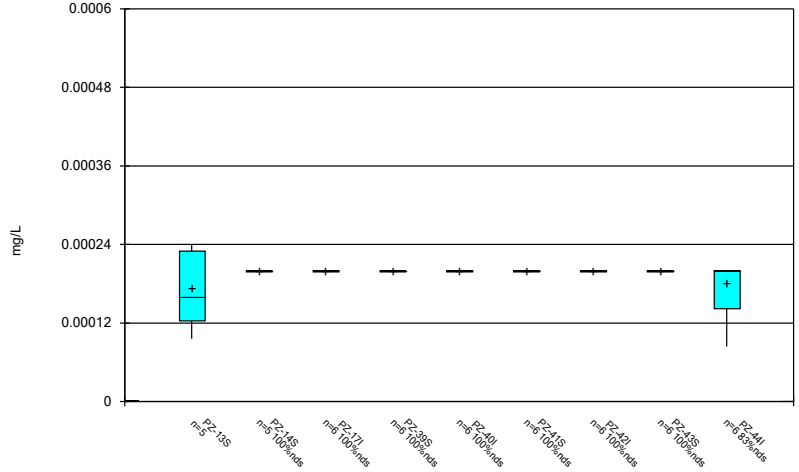

Constituent: Mercury Analysis Run 6/24/2024 10:56 AM

Plant Scherer Client: Southern Company Data: Scherer AP

Sanitas™ v.10.0.19a Software licensed to . UG

Box & Whiskers Plot

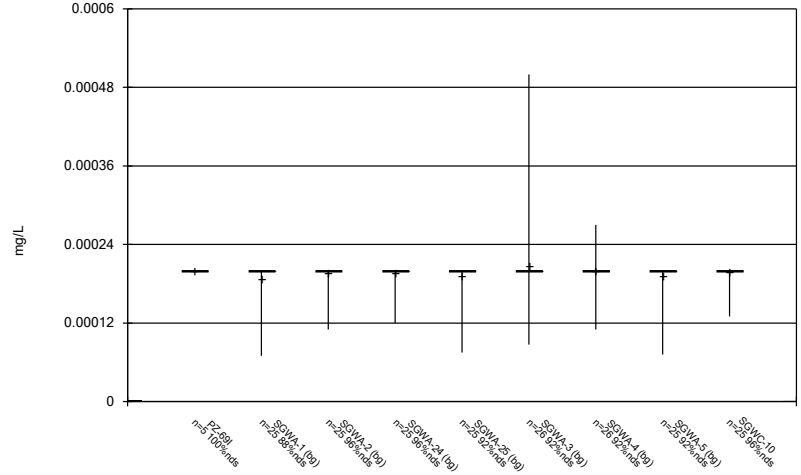

Constituent: Mercury Analysis Run 6/24/2024 10:56 AM

Plant Scherer Client: Southern Company Data: Scherer AP

Sanitas™ v.10.0.19a Software licensed to . UG

Box & Whiskers Plot

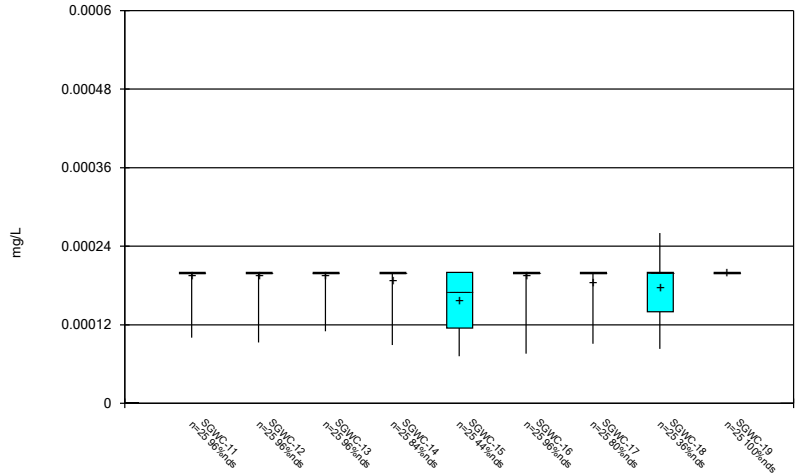

Constituent: Mercury Analysis Run 6/24/2024 10:56 AM

Plant Scherer Client: Southern Company Data: Scherer AP

Sanitas™ v.10.0.19a Software licensed to . UG

Box & Whiskers Plot

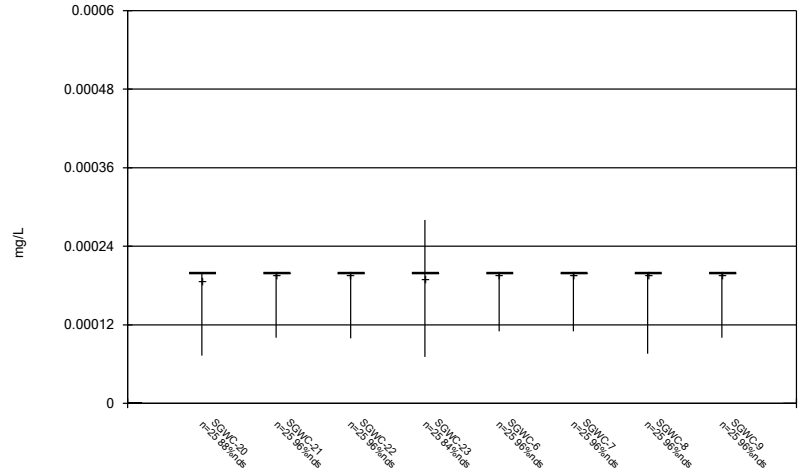

Constituent: Mercury Analysis Run 6/24/2024 10:56 AM

Plant Scherer Client: Southern Company Data: Scherer AP

Sanitas™ v.10.0.19a Software licensed to . UG

Box & Whiskers Plot

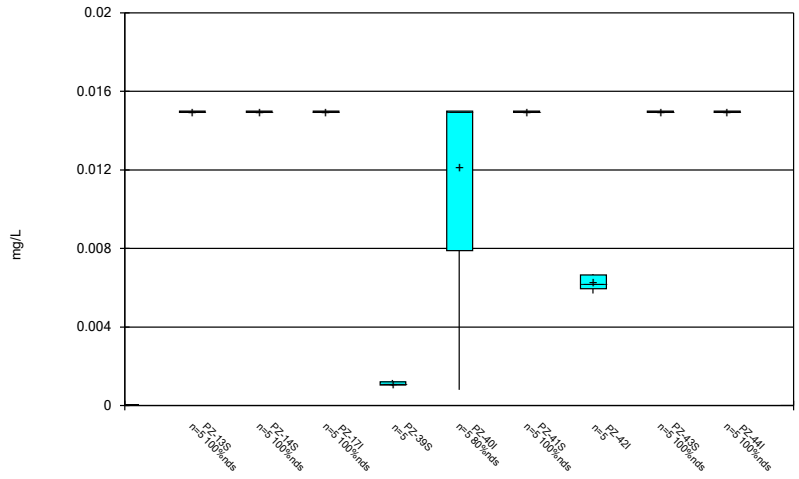

Constituent: Molybdenum Analysis Run 6/24/2024 10:56 AM

Plant Scherer Client: Southern Company Data: Scherer AP

Sanitas™ v.10.0.19a Software licensed to . UG

Box & Whiskers Plot

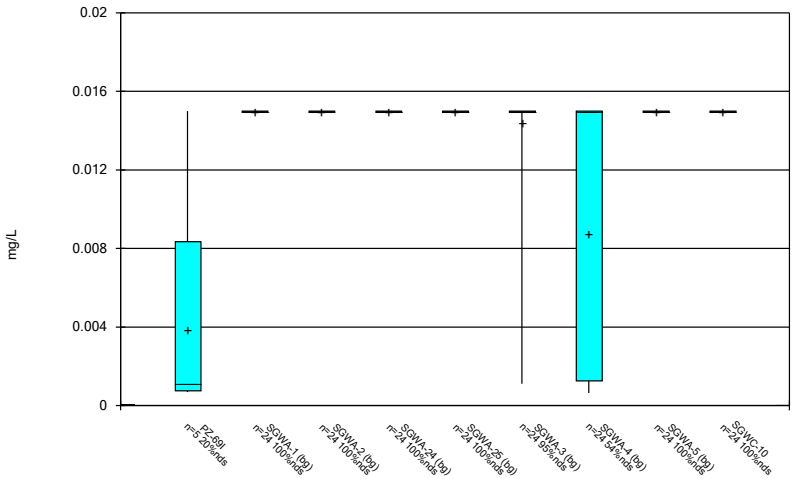

Constituent: Molybdenum Analysis Run 6/24/2024 10:56 AM

Plant Scherer Client: Southern Company Data: Scherer AP

Sanitas™ v.10.0.19a Software licensed to . UG

Box & Whiskers Plot

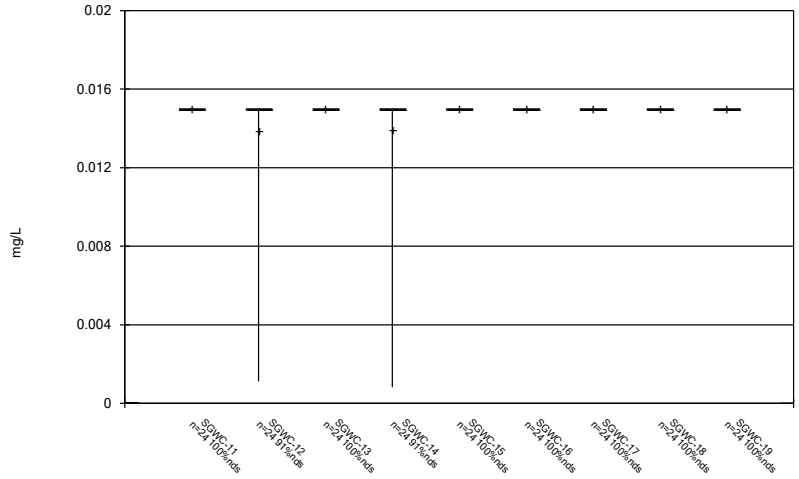

Constituent: Molybdenum Analysis Run 6/24/2024 10:56 AM

Plant Scherer Client: Southern Company Data: Scherer AP

Sanitas™ v.10.0.19a Software licensed to . UG

Box & Whiskers Plot

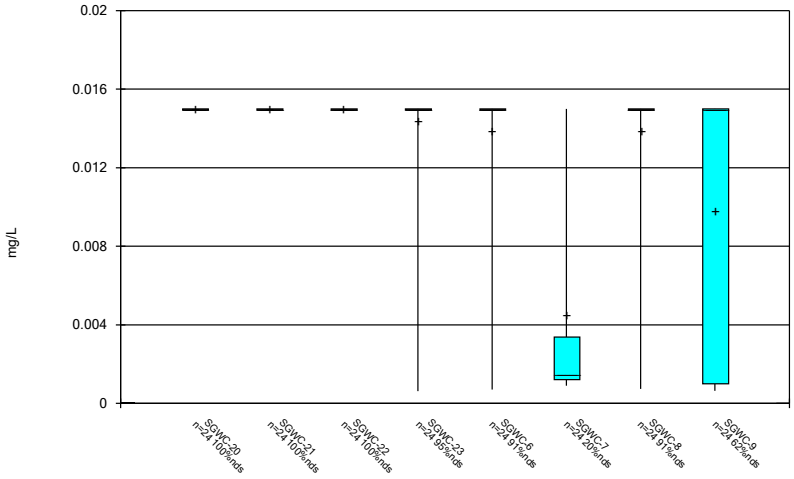

Constituent: Molybdenum Analysis Run 6/24/2024 10:56 AM

Plant Scherer Client: Southern Company Data: Scherer AP

Sanitas™ v.10.0.19a Software licensed to . UG

Box & Whiskers Plot

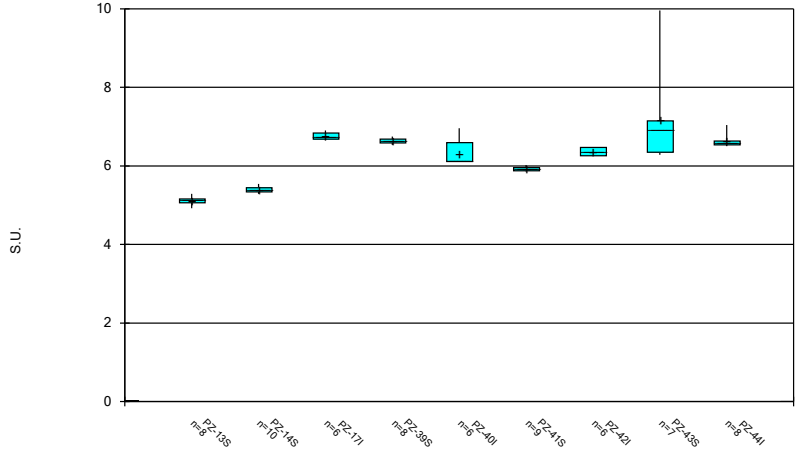

Constituent: pH Analysis Run 6/24/2024 10:56 AM

Plant Scherer Client: Southern Company Data: Scherer AP

Sanitas™ v.10.0.19a Software licensed to . UG

Box & Whiskers Plot

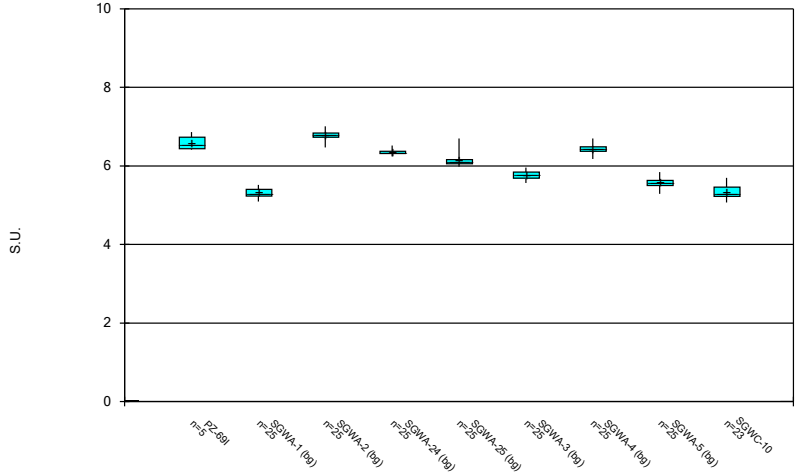

Constituent: pH Analysis Run 6/24/2024 10:56 AM

Plant Scherer Client: Southern Company Data: Scherer AP

Sanitas™ v.10.0.19a Software licensed to . UG

Box & Whiskers Plot

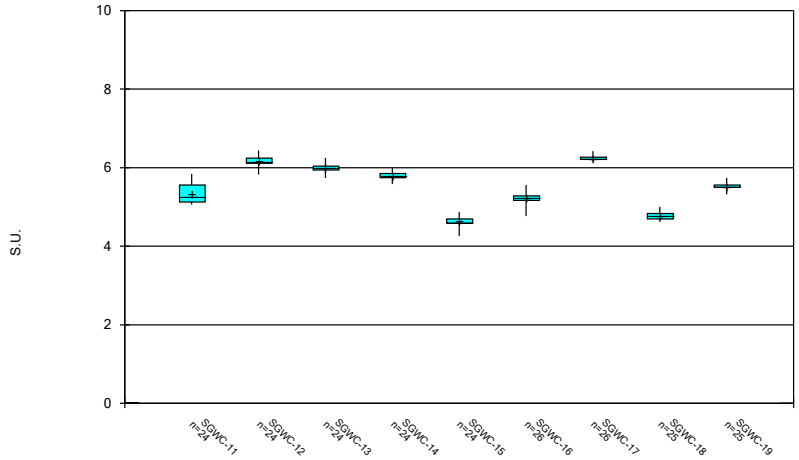

Constituent: pH Analysis Run 6/24/2024 10:56 AM

Plant Scherer Client: Southern Company Data: Scherer AP

Sanitas™ v.10.0.19a Software licensed to . UG

Box & Whiskers Plot

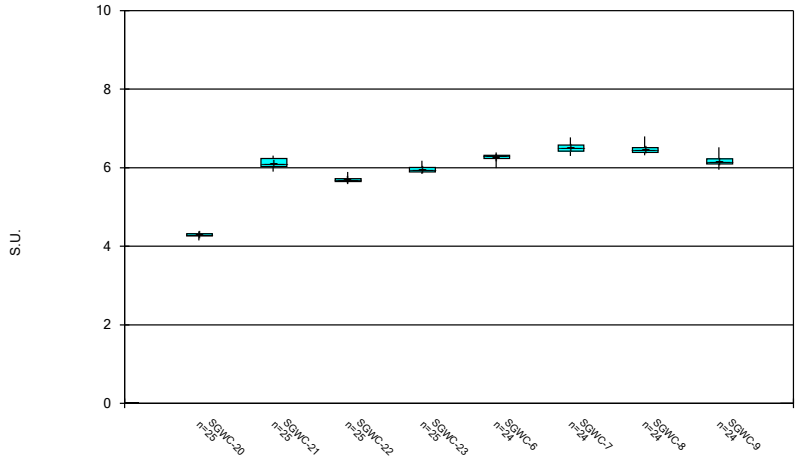

Constituent: pH Analysis Run 6/24/2024 10:56 AM

Plant Scherer Client: Southern Company Data: Scherer AP

Sanitas™ v.10.0.19a Software licensed to . UG

Box & Whiskers Plot

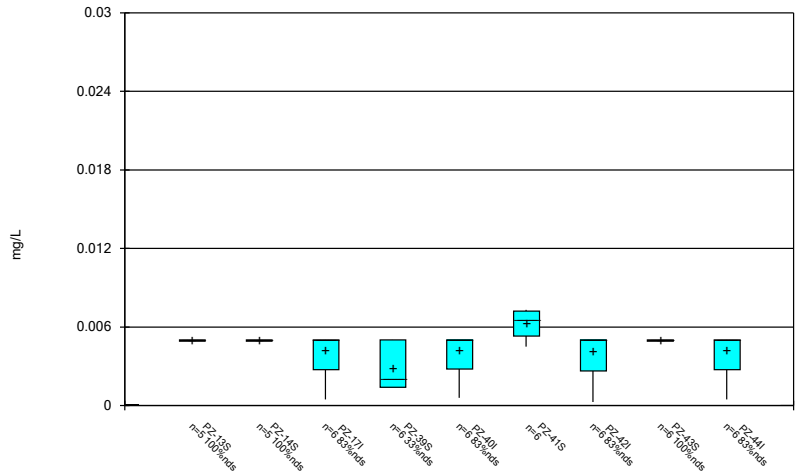

Constituent: Selenium Analysis Run 6/24/2024 10:56 AM

Plant Scherer Client: Southern Company Data: Scherer AP

Sanitas™ v.10.0.19a Software licensed to . UG

Box & Whiskers Plot

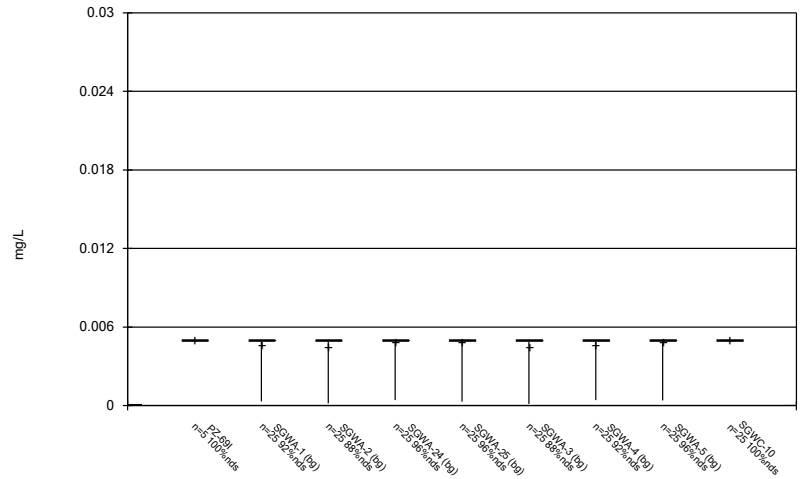

Constituent: Selenium Analysis Run 6/24/2024 10:56 AM

Plant Scherer Client: Southern Company Data: Scherer AP

Sanitas™ v.10.0.19a Software licensed to . UG

Box & Whiskers Plot

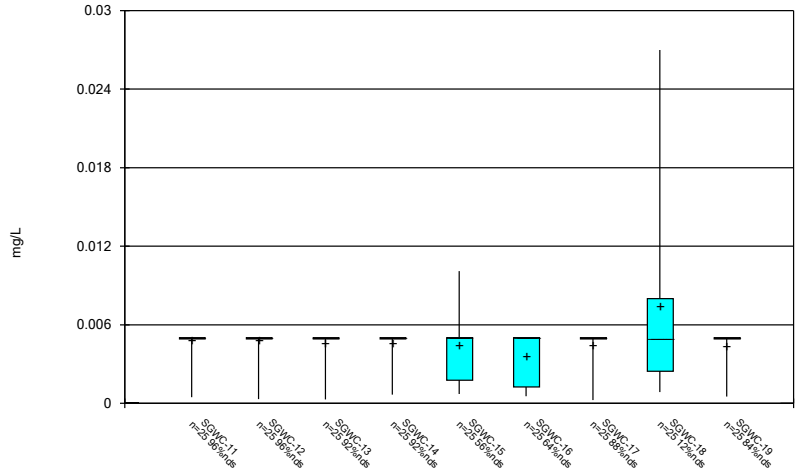

Constituent: Selenium Analysis Run 6/24/2024 10:56 AM

Plant Scherer Client: Southern Company Data: Scherer AP

Sanitas™ v.10.0.19a Software licensed to . UG

Box & Whiskers Plot

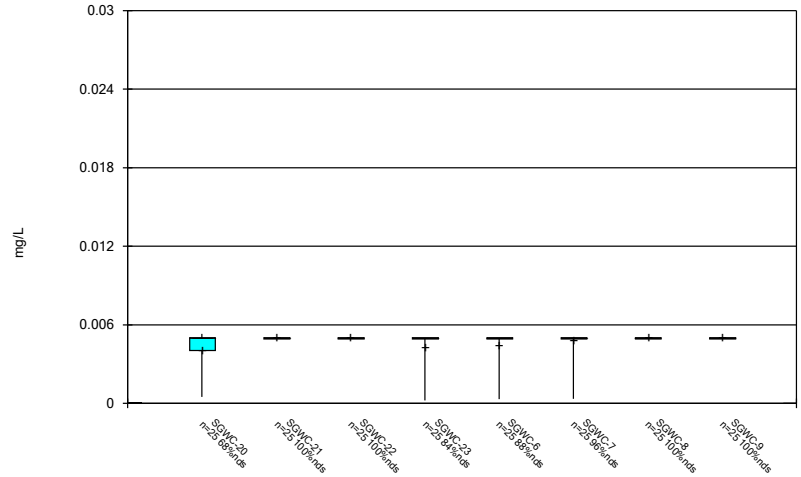

Constituent: Selenium Analysis Run 6/24/2024 10:56 AM

Plant Scherer Client: Southern Company Data: Scherer AP

Sanitas™ v.10.0.19a Software licensed to . UG

Box & Whiskers Plot

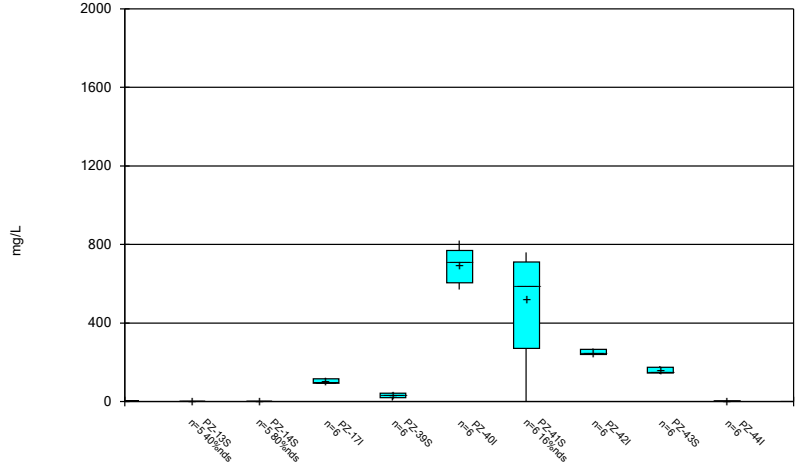

Constituent: Sulfate, total Analysis Run 6/24/2024 10:56 AM

Plant Scherer Client: Southern Company Data: Scherer AP

Sanitas™ v.10.0.19a Software licensed to . UG

Box & Whiskers Plot

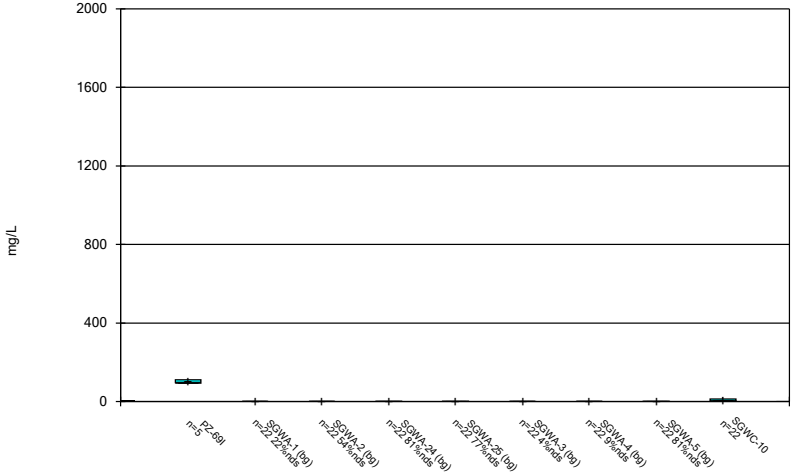

Constituent: Sulfate, total Analysis Run 6/24/2024 10:56 AM

Plant Scherer Client: Southern Company Data: Scherer AP

Sanitas™ v.10.0.19a Software licensed to . UG

Box & Whiskers Plot

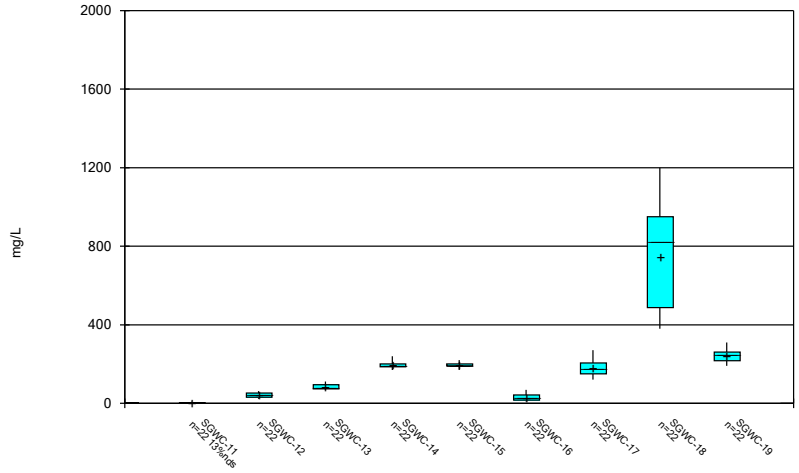

Constituent: Sulfate, total Analysis Run 6/24/2024 10:56 AM

Plant Scherer Client: Southern Company Data: Scherer AP

Sanitas™ v.10.0.19a Software licensed to . UG

Box & Whiskers Plot

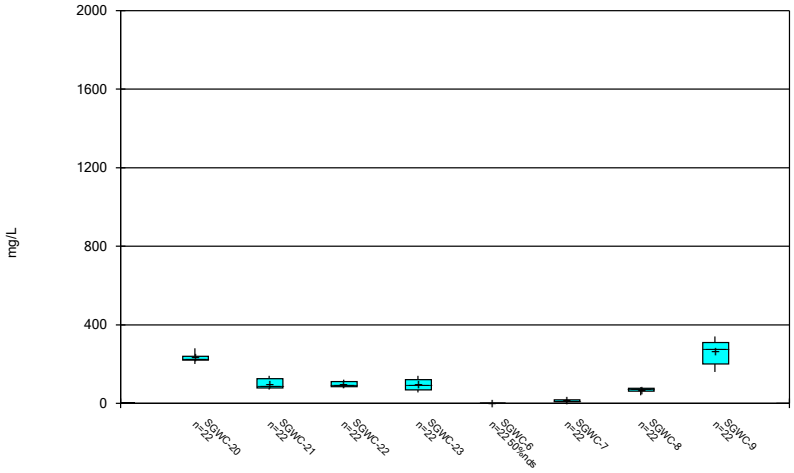

Constituent: Sulfate, total Analysis Run 6/24/2024 10:56 AM

Plant Scherer Client: Southern Company Data: Scherer AP

Sanitas™ v.10.0.19a Software licensed to . UG

Box & Whiskers Plot

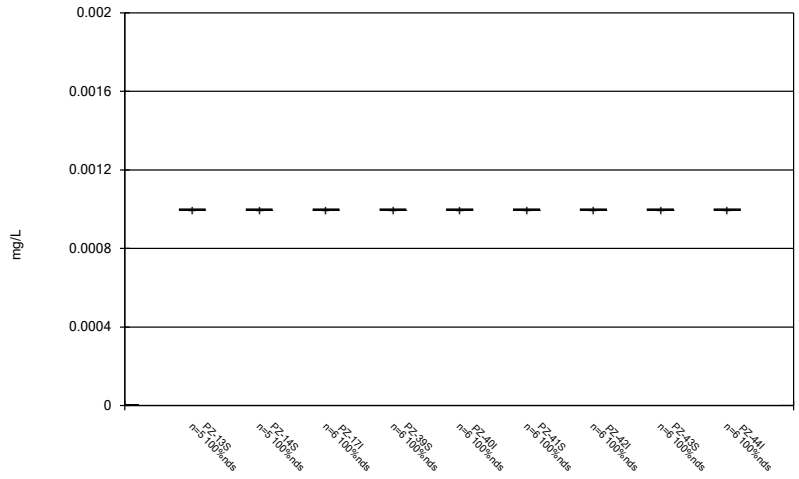

Constituent: Thallium Analysis Run 6/24/2024 10:56 AM

Plant Scherer Client: Southern Company Data: Scherer AP

Sanitas™ v.10.0.19a Software licensed to . UG

Box & Whiskers Plot

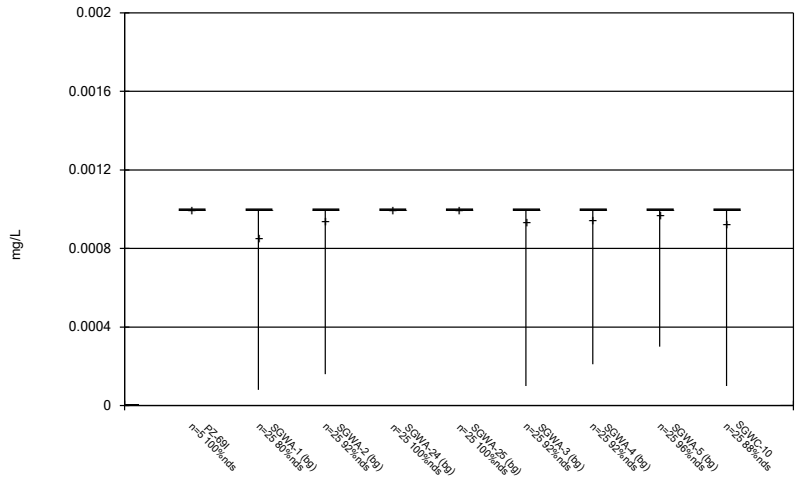

Constituent: Thallium Analysis Run 6/24/2024 10:56 AM

Plant Scherer Client: Southern Company Data: Scherer AP

Sanitas™ v.10.0.19a Software licensed to . UG

Box & Whiskers Plot

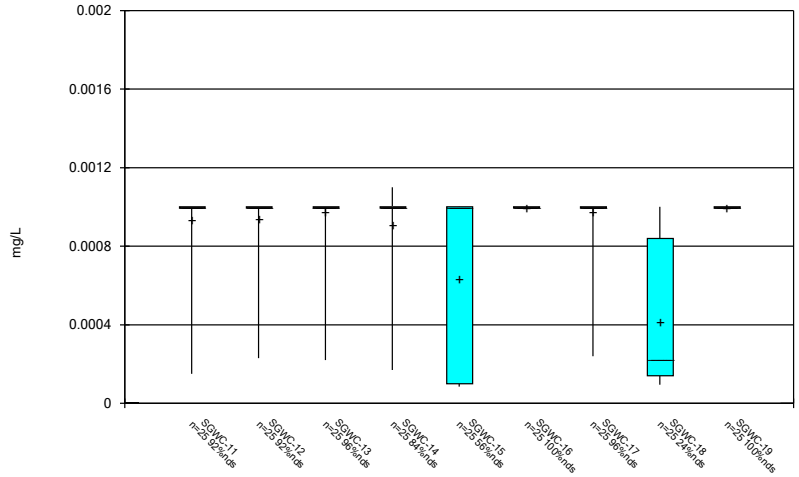

Constituent: Thallium Analysis Run 6/24/2024 10:56 AM

Plant Scherer Client: Southern Company Data: Scherer AP

Sanitas™ v.10.0.19a Software licensed to . UG

Box & Whiskers Plot

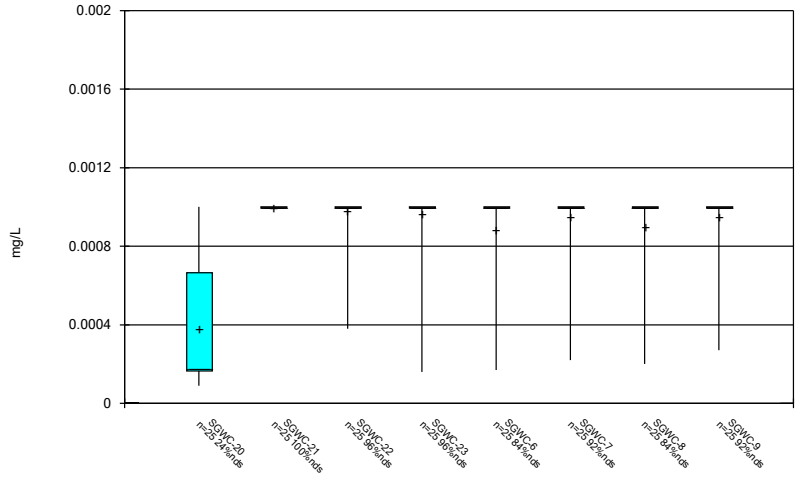

Constituent: Thallium Analysis Run 6/24/2024 10:56 AM

Plant Scherer Client: Southern Company Data: Scherer AP

Sanitas™ v.10.0.19a Software licensed to . UG

Box & Whiskers Plot

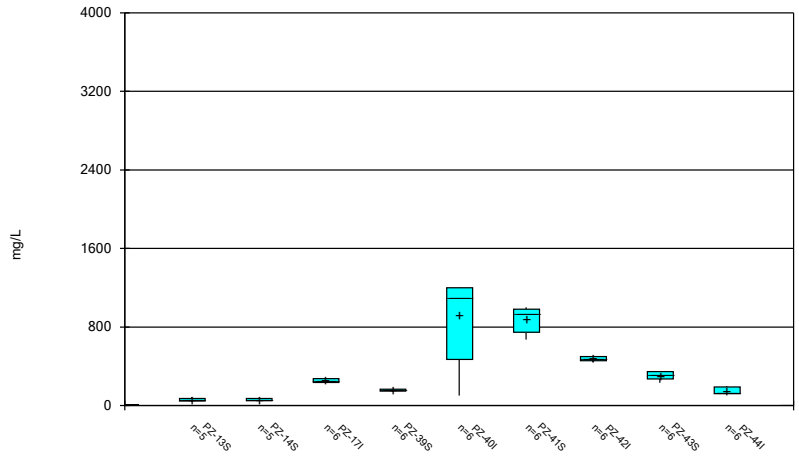

Constituent: Total Dissolved Solids [TDS] Analysis Run 6/24/2024 10:56 AM

Plant Scherer Client: Southern Company Data: Scherer AP

Sanitas™ v.10.0.19a Software licensed to . UG

Box & Whiskers Plot

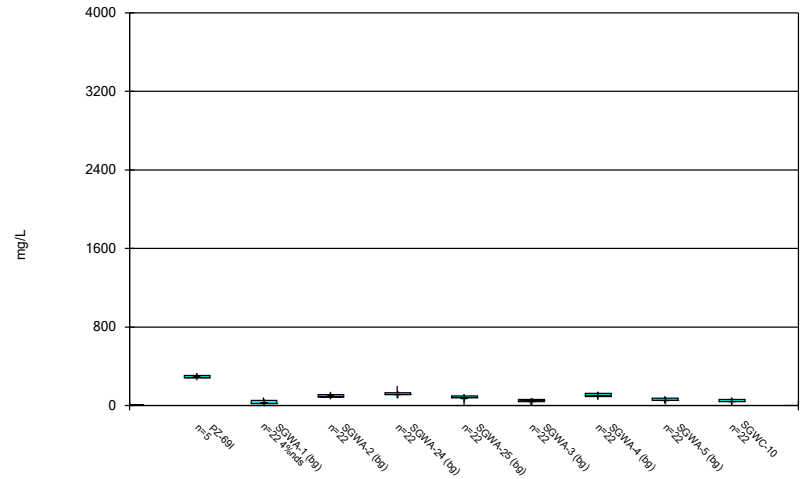

Constituent: Total Dissolved Solids [TDS] Analysis Run 6/24/2024 10:56 AM

Plant Scherer Client: Southern Company Data: Scherer AP

Sanitas™ v.10.0.19a Software licensed to . UG

Box & Whiskers Plot

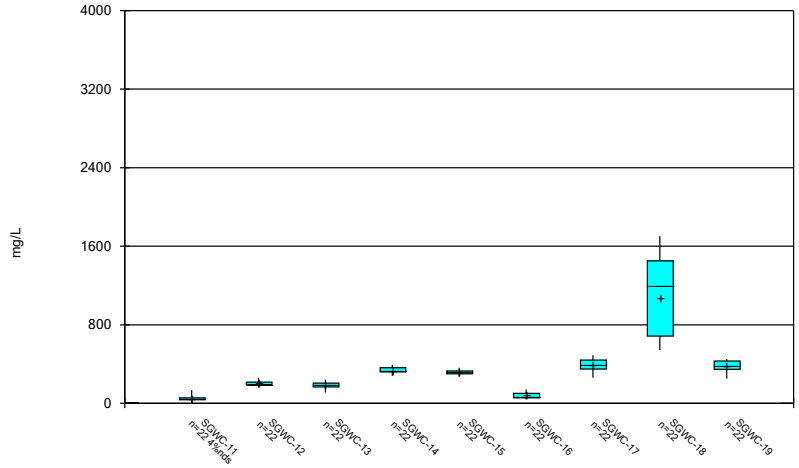

Constituent: Total Dissolved Solids [TDS] Analysis Run 6/24/2024 10:56 AM

Plant Scherer Client: Southern Company Data: Scherer AP

Sanitas™ v.10.0.19a Software licensed to . UG

Box & Whiskers Plot

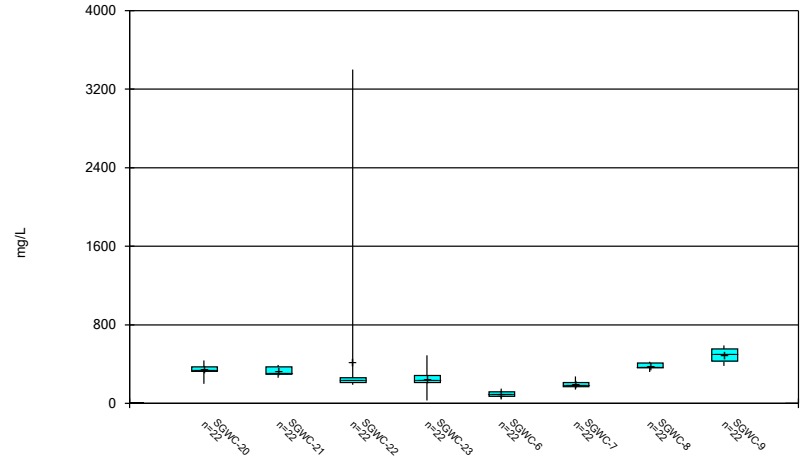

Constituent: Total Dissolved Solids [TDS] Analysis Run 6/24/2024 10:56 AM

Plant Scherer Client: Southern Company Data: Scherer AP

FIGURE C.

Outlier Summary

Plant Scherer Client: Southern Company Data: Scherer AP Printed 4/26/2024, 6:43 PM

	SGWC-8 Chromium (mg/L)	SGWA-4 Fluoride, total (mg/L)	SGWC-20 Lithium (mg/L)	SGWC-7 Lithium (mg/L)
5/11/2016				<0.05 (O)
5/12/2016			<0.005 (O)	
8/18/2022	0.055 (o)			
2/22/2023		0.6 (o)		

FIGURE D.

Appendix III Interwell Prediction Limits - Significant Results

Plant Scherer Data: Scherer AP Printed 5/2/2024, 9:29 AM

Constituent	Well	Upper Lim.	Lower Lim.	Date	Observ.	Sig.	Bg N	Bg Mean	Std. Dev.	%NDs	ND Adj.	Transform	Alpha	Method
Boron, total (mg/L)	SGWC-10	0.18	n/a	2/23/2024	0.24	Yes	154	n/a	n/a	89.61	n/a	n/a	0.00008305	NP Inter (NDs) 1 of 2
Boron, total (mg/L)	SGWC-11	0.18	n/a	2/23/2024	0.75	Yes	154	n/a	n/a	89.61	n/a	n/a	0.00008305	NP Inter (NDs) 1 of 2
Boron, total (mg/L)	SGWC-13	0.18	n/a	2/23/2024	0.76	Yes	154	n/a	n/a	89.61	n/a	n/a	0.00008305	NP Inter (NDs) 1 of 2
Boron, total (mg/L)	SGWC-14	0.18	n/a	2/27/2024	1.6	Yes	154	n/a	n/a	89.61	n/a	n/a	0.00008305	NP Inter (NDs) 1 of 2
Boron, total (mg/L)	SGWC-15	0.18	n/a	2/26/2024	1.3	Yes	154	n/a	n/a	89.61	n/a	n/a	0.00008305	NP Inter (NDs) 1 of 2
Boron, total (mg/L)	SGWC-16	0.18	n/a	2/26/2024	0.78	Yes	154	n/a	n/a	89.61	n/a	n/a	0.00008305	NP Inter (NDs) 1 of 2
Boron, total (mg/L)	SGWC-17	0.18	n/a	2/26/2024	0.33	Yes	154	n/a	n/a	89.61	n/a	n/a	0.00008305	NP Inter (NDs) 1 of 2
Boron, total (mg/L)	SGWC-18	0.18	n/a	2/27/2024	6.3	Yes	154	n/a	n/a	89.61	n/a	n/a	0.00008305	NP Inter (NDs) 1 of 2
Boron, total (mg/L)	SGWC-19	0.18	n/a	2/20/2024	2	Yes	154	n/a	n/a	89.61	n/a	n/a	0.00008305	NP Inter (NDs) 1 of 2
Boron, total (mg/L)	SGWC-20	0.18	n/a	2/26/2024	1.7	Yes	154	n/a	n/a	89.61	n/a	n/a	0.00008305	NP Inter (NDs) 1 of 2
Boron, total (mg/L)	SGWC-21	0.18	n/a	2/27/2024	1.2	Yes	154	n/a	n/a	89.61	n/a	n/a	0.00008305	NP Inter (NDs) 1 of 2
Boron, total (mg/L)	SGWC-22	0.18	n/a	2/21/2024	0.45	Yes	154	n/a	n/a	89.61	n/a	n/a	0.00008305	NP Inter (NDs) 1 of 2
Boron, total (mg/L)	SGWC-23	0.18	n/a	2/21/2024	0.47	Yes	154	n/a	n/a	89.61	n/a	n/a	0.00008305	NP Inter (NDs) 1 of 2
Boron, total (mg/L)	SGWC-9	0.18	n/a	2/21/2024	1.6	Yes	154	n/a	n/a	89.61	n/a	n/a	0.00008305	NP Inter (NDs) 1 of 2
Calcium, total (mg/L)	SGWC-12	23	n/a	2/23/2024	24	Yes	154	n/a	n/a	0	n/a	n/a	0.00008305	NP Inter (normality) 1 of 2
Calcium, total (mg/L)	SGWC-13	23	n/a	2/23/2024	25	Yes	154	n/a	n/a	0	n/a	n/a	0.00008305	NP Inter (normality) 1 of 2
Calcium, total (mg/L)	SGWC-14	23	n/a	2/27/2024	45	Yes	154	n/a	n/a	0	n/a	n/a	0.00008305	NP Inter (normality) 1 of 2
Calcium, total (mg/L)	SGWC-17	23	n/a	2/26/2024	68	Yes	154	n/a	n/a	0	n/a	n/a	0.00008305	NP Inter (normality) 1 of 2
Calcium, total (mg/L)	SGWC-18	23	n/a	2/27/2024	41	Yes	154	n/a	n/a	0	n/a	n/a	0.00008305	NP Inter (normality) 1 of 2
Calcium, total (mg/L)	SGWC-19	23	n/a	2/20/2024	42	Yes	154	n/a	n/a	0	n/a	n/a	0.00008305	NP Inter (normality) 1 of 2
Calcium, total (mg/L)	SGWC-21	23	n/a	2/27/2024	41	Yes	154	n/a	n/a	0	n/a	n/a	0.00008305	NP Inter (normality) 1 of 2
Calcium, total (mg/L)	SGWC-22	23	n/a	2/21/2024	28	Yes	154	n/a	n/a	0	n/a	n/a	0.00008305	NP Inter (normality) 1 of 2
Calcium, total (mg/L)	SGWC-8	23	n/a	2/21/2024	38	Yes	154	n/a	n/a	0	n/a	n/a	0.00008305	NP Inter (normality) 1 of 2
Calcium, total (mg/L)	SGWC-9	23	n/a	2/21/2024	36	Yes	154	n/a	n/a	0	n/a	n/a	0.00008305	NP Inter (normality) 1 of 2
Chloride, Total (mg/L)	SGWC-10	3.6	n/a	2/23/2024	10	Yes	154	n/a	n/a	0	n/a	n/a	0.00008305	NP Inter (normality) 1 of 2
Chloride, Total (mg/L)	SGWC-11	3.6	n/a	2/23/2024	12	Yes	154	n/a	n/a	0	n/a	n/a	0.00008305	NP Inter (normality) 1 of 2
Chloride, Total (mg/L)	SGWC-12	3.6	n/a	2/23/2024	10	Yes	154	n/a	n/a	0	n/a	n/a	0.00008305	NP Inter (normality) 1 of 2
Chloride, Total (mg/L)	SGWC-13	3.6	n/a	2/23/2024	15	Yes	154	n/a	n/a	0	n/a	n/a	0.00008305	NP Inter (normality) 1 of 2
Chloride, Total (mg/L)	SGWC-14	3.6	n/a	2/27/2024	15	Yes	154	n/a	n/a	0	n/a	n/a	0.00008305	NP Inter (normality) 1 of 2
Chloride, Total (mg/L)	SGWC-15	3.6	n/a	2/26/2024	15	Yes	154	n/a	n/a	0	n/a	n/a	0.00008305	NP Inter (normality) 1 of 2
Chloride, Total (mg/L)	SGWC-16	3.6	n/a	2/26/2024	11	Yes	154	n/a	n/a	0	n/a	n/a	0.00008305	NP Inter (normality) 1 of 2
Chloride, Total (mg/L)	SGWC-17	3.6	n/a	2/26/2024	9.2	Yes	154	n/a	n/a	0	n/a	n/a	0.00008305	NP Inter (normality) 1 of 2
Chloride, Total (mg/L)	SGWC-19	3.6	n/a	2/20/2024	12	Yes	154	n/a	n/a	0	n/a	n/a	0.00008305	NP Inter (normality) 1 of 2
Chloride, Total (mg/L)	SGWC-20	3.6	n/a	2/26/2024	11	Yes	154	n/a	n/a	0	n/a	n/a	0.00008305	NP Inter (normality) 1 of 2
Chloride, Total (mg/L)	SGWC-21	3.6	n/a	2/27/2024	7.9	Yes	154	n/a	n/a	0	n/a	n/a	0.00008305	NP Inter (normality) 1 of 2
Chloride, Total (mg/L)	SGWC-22	3.6	n/a	2/21/2024	12	Yes	154	n/a	n/a	0	n/a	n/a	0.00008305	NP Inter (normality) 1 of 2
Chloride, Total (mg/L)	SGWC-23	3.6	n/a	2/21/2024	14	Yes	154	n/a	n/a	0	n/a	n/a	0.00008305	NP Inter (normality) 1 of 2
Chloride, Total (mg/L)	SGWC-7	3.6	n/a	2/21/2024	3.9	Yes	154	n/a	n/a	0	n/a	n/a	0.00008305	NP Inter (normality) 1 of 2
Chloride, Total (mg/L)	SGWC-8	3.6	n/a	2/21/2024	27	Yes	154	n/a	n/a	0	n/a	n/a	0.00008305	NP Inter (normality) 1 of 2
Chloride, Total (mg/L)	SGWC-9	3.6	n/a	2/21/2024	19	Yes	154	n/a	n/a	0	n/a	n/a	0.00008305	NP Inter (normality) 1 of 2
pH (S.U.)	SGWC-11	7.01	5.09	2/23/2024	5.07	Yes	175	n/a	n/a	0	n/a	n/a	0.0001287	NP Inter (normality) 1 of 2
pH (S.U.)	SGWC-15	7.01	5.09	2/26/2024	4.6	Yes	175	n/a	n/a	0	n/a	n/a	0.0001287	NP Inter (normality) 1 of 2
pH (S.U.)	SGWC-18	7.01	5.09	2/27/2024	4.62	Yes	175	n/a	n/a	0	n/a	n/a	0.0001287	NP Inter (normality) 1 of 2
pH (S.U.)	SGWC-20	7.01	5.09	2/26/2024	4.15	Yes	175	n/a	n/a	0	n/a	n/a	0.0001287	NP Inter (normality) 1 of 2
Sulfate, total (mg/L)	SGWC-10	3.75	n/a	2/23/2024	9.1	Yes	154	n/a	n/a	47.4	n/a	n/a	0.00008305	NP Inter (normality) 1 of 2
Sulfate, total (mg/L)	SGWC-11	3.75	n/a	2/23/2024	8	Yes	154	n/a	n/a	47.4	n/a	n/a	0.00008305	NP Inter (normality) 1 of 2
Sulfate, total (mg/L)	SGWC-12	3.75	n/a	2/23/2024	61	Yes	154	n/a	n/a	47.4	n/a	n/a	0.00008305	NP Inter (normality) 1 of 2
Sulfate, total (mg/L)	SGWC-13	3.75	n/a	2/23/2024	110	Yes	154	n/a	n/a	47.4	n/a	n/a	0.00008305	NP Inter (normality) 1 of 2
Sulfate, total (mg/L)	SGWC-14	3.75	n/a	2/27/2024	240	Yes	154	n/a	n/a	47.4	n/a	n/a	0.00008305	NP Inter (normality) 1 of 2
Sulfate, total (mg/L)	SGWC-15	3.75	n/a	2/26/2024	210	Yes	154	n/a	n/a	47.4	n/a	n/a	0.00008305	NP Inter (normality) 1 of 2
Sulfate, total (mg/L)	SGWC-16	3.75	n/a	2/26/2024	69	Yes	154	n/a	n/a	47.4	n/a	n/a	0.00008305	NP Inter (normality) 1 of 2
Sulfate, total (mg/L)	SGWC-17	3.75	n/a	2/26/2024	270	Yes	154	n/a	n/a	47.4	n/a	n/a	0.00008305	NP Inter (normality) 1 of 2
Sulfate, total (mg/L)	SGWC-18	3.75	n/a	2/27/2024	870	Yes	154	n/a	n/a	47.4	n/a	n/a	0.00008305	NP Inter (normality) 1 of 2
Sulfate, total (mg/L)	SGWC-19	3.75	n/a	2/20/2024	310	Yes	154	n/a	n/a	47.4	n/a	n/a	0.00008305	NP Inter (normality) 1 of 2
Sulfate, total (mg/L)	SGWC-20	3.75	n/a	2/26/2024	280	Yes	154	n/a	n/a	47.4	n/a	n/a	0.00008305	NP Inter (normality) 1 of 2
Sulfate, total (mg/L)	SGWC-21	3.75	n/a	2/27/2024	130	Yes	154	n/a	n/a	47.4	n/a	n/a	0.00008305	NP Inter (normality) 1 of 2
Sulfate, total (mg/L)	SGWC-22	3.75	n/a	2/21/2024	110	Yes	154	n/a	n/a	47.4	n/a	n/a	0.00008305	NP Inter (normality) 1 of 2
Sulfate, total (mg/L)	SGWC-23	3.75	n/a	2/21/2024	64	Yes	154	n/a	n/a	47.4	n/a	n/a	0.00008305	NP Inter (normality) 1 of 2
Sulfate, total (mg/L)	SGWC-7	3.75	n/a	2/21/2024	5.2	Yes	154	n/a	n/a	47.4	n/a	n/a	0.00008305	NP Inter (normality) 1 of 2
Sulfate, total (mg/L)	SGWC-8	3.75	n/a	2/21/2024	44	Yes	154	n/a	n/a	47.4	n/a	n/a	0.00008305	NP Inter (normality) 1 of 2
Sulfate, total (mg/L)	SGWC-9	3.75	n/a	2/21/2024	200	Yes	154	n/a	n/a	47.4	n/a	n/a	0.00008305	NP Inter (normality) 1 of 2
Total Dissolved Solids [TDS] (mg/L)	SGWC-13	200	n/a	2/23/2024	220	Yes	154	n/a	n/a	0.6494	n/a	n/a	0.00008305	NP Inter (normality) 1 of 2
Total Dissolved Solids [TDS] (mg/L)	SGWC-14	200	n/a	2/27/2024	330	Yes	154	n/a	n/a	0.6494	n/a	n/a	0.00008305	NP Inter (normality) 1 of 2

Appendix III Interwell Prediction Limits - Significant Results

Plant Scherer Data: Scherer AP Printed 5/2/2024, 9:29 AM

Constituent	Well	Upper Lim.	Lower Lim.	Date	Observ.	Sig.	Bg N	Bg Mean	Std. Dev.	%NDs	ND Adj.	Transform	Alpha	Method
Total Dissolved Solids [TDS] (mg/L)	**SGWC-15**	**200**	**n/a**	**2/26/2024**	**320**	**Yes**	**154**	**n/a**	**n/a**	**0.6494**	**n/a**	**n/a**	**0.00008305**	**NP Inter (normality) 1 of 2**
Total Dissolved Solids [TDS] (mg/L)	**SGWC-17**	**200**	**n/a**	**2/26/2024**	**490**	**Yes**	**154**	**n/a**	**n/a**	**0.6494**	**n/a**	**n/a**	**0.00008305**	**NP Inter (normality) 1 of 2**
Total Dissolved Solids [TDS] (mg/L)	**SGWC-18**	**200**	**n/a**	**2/27/2024**	**1200**	**Yes**	**154**	**n/a**	**n/a**	**0.6494**	**n/a**	**n/a**	**0.00008305**	**NP Inter (normality) 1 of 2**
Total Dissolved Solids [TDS] (mg/L)	**SGWC-19**	**200**	**n/a**	**2/20/2024**	**420**	**Yes**	**154**	**n/a**	**n/a**	**0.6494**	**n/a**	**n/a**	**0.00008305**	**NP Inter (normality) 1 of 2**
Total Dissolved Solids [TDS] (mg/L)	**SGWC-20**	**200**	**n/a**	**2/26/2024**	**380**	**Yes**	**154**	**n/a**	**n/a**	**0.6494**	**n/a**	**n/a**	**0.00008305**	**NP Inter (normality) 1 of 2**
Total Dissolved Solids [TDS] (mg/L)	**SGWC-21**	**200**	**n/a**	**2/27/2024**	**360**	**Yes**	**154**	**n/a**	**n/a**	**0.6494**	**n/a**	**n/a**	**0.00008305**	**NP Inter (normality) 1 of 2**
Total Dissolved Solids [TDS] (mg/L)	**SGWC-22**	**200**	**n/a**	**2/21/2024**	**1000**	**Yes**	**154**	**n/a**	**n/a**	**0.6494**	**n/a**	**n/a**	**0.00008305**	**NP Inter (normality) 1 of 2**
Total Dissolved Solids [TDS] (mg/L)	**SGWC-23**	**200**	**n/a**	**2/21/2024**	**230**	**Yes**	**154**	**n/a**	**n/a**	**0.6494**	**n/a**	**n/a**	**0.00008305**	**NP Inter (normality) 1 of 2**
Total Dissolved Solids [TDS] (mg/L)	**SGWC-8**	**200**	**n/a**	**2/21/2024**	**320**	**Yes**	**154**	**n/a**	**n/a**	**0.6494**	**n/a**	**n/a**	**0.00008305**	**NP Inter (normality) 1 of 2**
Total Dissolved Solids [TDS] (mg/L)	**SGWC-9**	**200**	**n/a**	**2/21/2024**	**380**	**Yes**	**154**	**n/a**	**n/a**	**0.6494**	**n/a**	**n/a**	**0.00008305**	**NP Inter (normality) 1 of 2**

Appendix III Interwell Prediction Limits - All Results

Plant Scherer Data: Scherer AP Printed 5/2/2024, 9:29 AM

Constituent	Well	Upper Lim.	Lower Lim.	Date	Observ.	Sig.	Bg N	Bg Mean	Std. Dev.	%NDs	ND Adj.	Transform	Alpha	Method
Boron, total (mg/L)	**SGWC-10**	**0.18**	**n/a**	**2/23/2024**	**0.24**	**Yes**	**154**	**n/a**	**n/a**	**89.61**	**n/a**	**n/a**	**0.00008305**	**NP Inter (NDs) 1 of 2**
Boron, total (mg/L)	**SGWC-11**	**0.18**	**n/a**	**2/23/2024**	**0.75**	**Yes**	**154**	**n/a**	**n/a**	**89.61**	**n/a**	**n/a**	**0.00008305**	**NP Inter (NDs) 1 of 2**
Boron, total (mg/L)	SGWC-12	0.18	n/a	2/23/2024	0.043J	No	154	n/a	n/a	89.61	n/a	n/a	0.00008305	NP Inter (NDs) 1 of 2
Boron, total (mg/L)	**SGWC-13**	**0.18**	**n/a**	**2/23/2024**	**0.76**	**Yes**	**154**	**n/a**	**n/a**	**89.61**	**n/a**	**n/a**	**0.00008305**	**NP Inter (NDs) 1 of 2**
Boron, total (mg/L)	**SGWC-14**	**0.18**	**n/a**	**2/27/2024**	**1.6**	**Yes**	**154**	**n/a**	**n/a**	**89.61**	**n/a**	**n/a**	**0.00008305**	**NP Inter (NDs) 1 of 2**
Boron, total (mg/L)	**SGWC-15**	**0.18**	**n/a**	**2/26/2024**	**1.3**	**Yes**	**154**	**n/a**	**n/a**	**89.61**	**n/a**	**n/a**	**0.00008305**	**NP Inter (NDs) 1 of 2**
Boron, total (mg/L)	**SGWC-16**	**0.18**	**n/a**	**2/26/2024**	**0.78**	**Yes**	**154**	**n/a**	**n/a**	**89.61**	**n/a**	**n/a**	**0.00008305**	**NP Inter (NDs) 1 of 2**
Boron, total (mg/L)	**SGWC-17**	**0.18**	**n/a**	**2/26/2024**	**0.33**	**Yes**	**154**	**n/a**	**n/a**	**89.61**	**n/a**	**n/a**	**0.00008305**	**NP Inter (NDs) 1 of 2**
Boron, total (mg/L)	**SGWC-18**	**0.18**	**n/a**	**2/27/2024**	**6.3**	**Yes**	**154**	**n/a**	**n/a**	**89.61**	**n/a**	**n/a**	**0.00008305**	**NP Inter (NDs) 1 of 2**
Boron, total (mg/L)	**SGWC-19**	**0.18**	**n/a**	**2/20/2024**	**2**	**Yes**	**154**	**n/a**	**n/a**	**89.61**	**n/a**	**n/a**	**0.00008305**	**NP Inter (NDs) 1 of 2**
Boron, total (mg/L)	**SGWC-20**	**0.18**	**n/a**	**2/26/2024**	**1.7**	**Yes**	**154**	**n/a**	**n/a**	**89.61**	**n/a**	**n/a**	**0.00008305**	**NP Inter (NDs) 1 of 2**
Boron, total (mg/L)	**SGWC-21**	**0.18**	**n/a**	**2/27/2024**	**1.2**	**Yes**	**154**	**n/a**	**n/a**	**89.61**	**n/a**	**n/a**	**0.00008305**	**NP Inter (NDs) 1 of 2**
Boron, total (mg/L)	**SGWC-22**	**0.18**	**n/a**	**2/21/2024**	**0.45**	**Yes**	**154**	**n/a**	**n/a**	**89.61**	**n/a**	**n/a**	**0.00008305**	**NP Inter (NDs) 1 of 2**
Boron, total (mg/L)	**SGWC-23**	**0.18**	**n/a**	**2/21/2024**	**0.47**	**Yes**	**154**	**n/a**	**n/a**	**89.61**	**n/a**	**n/a**	**0.00008305**	**NP Inter (NDs) 1 of 2**
Boron, total (mg/L)	SGWC-6	0.18	n/a	2/20/2024	0.08ND	No	154	n/a	n/a	89.61	n/a	n/a	0.00008305	NP Inter (NDs) 1 of 2
Boron, total (mg/L)	SGWC-7	0.18	n/a	2/21/2024	0.08ND	No	154	n/a	n/a	89.61	n/a	n/a	0.00008305	NP Inter (NDs) 1 of 2
Boron, total (mg/L)	SGWC-8	0.18	n/a	2/21/2024	0.036J	No	154	n/a	n/a	89.61	n/a	n/a	0.00008305	NP Inter (NDs) 1 of 2
Boron, total (mg/L)	**SGWC-9**	**0.18**	**n/a**	**2/21/2024**	**1.6**	**Yes**	**154**	**n/a**	**n/a**	**89.61**	**n/a**	**n/a**	**0.00008305**	**NP Inter (NDs) 1 of 2**
Calcium, total (mg/L)	SGWC-10	23	n/a	2/23/2024	0.98	No	154	n/a	n/a	0	n/a	n/a	0.00008305	NP Inter (normality) 1 of 2
Calcium, total (mg/L)	SGWC-11	23	n/a	2/23/2024	2	No	154	n/a	n/a	0	n/a	n/a	0.00008305	NP Inter (normality) 1 of 2
Calcium, total (mg/L)	**SGWC-12**	**23**	**n/a**	**2/23/2024**	**24**	**Yes**	**154**	**n/a**	**n/a**	**0**	**n/a**	**n/a**	**0.00008305**	**NP Inter (normality) 1 of 2**
Calcium, total (mg/L)	**SGWC-13**	**23**	**n/a**	**2/23/2024**	**25**	**Yes**	**154**	**n/a**	**n/a**	**0**	**n/a**	**n/a**	**0.00008305**	**NP Inter (normality) 1 of 2**
Calcium, total (mg/L)	**SGWC-14**	**23**	**n/a**	**2/27/2024**	**45**	**Yes**	**154**	**n/a**	**n/a**	**0**	**n/a**	**n/a**	**0.00008305**	**NP Inter (normality) 1 of 2**
Calcium, total (mg/L)	SGWC-15	23	n/a	2/26/2024	18	No	154	n/a	n/a	0	n/a	n/a	0.00008305	NP Inter (normality) 1 of 2
Calcium, total (mg/L)	SGWC-16	23	n/a	2/26/2024	1.7	No	154	n/a	n/a	0	n/a	n/a	0.00008305	NP Inter (normality) 1 of 2
Calcium, total (mg/L)	**SGWC-17**	**23**	**n/a**	**2/26/2024**	**68**	**Yes**	**154**	**n/a**	**n/a**	**0**	**n/a**	**n/a**	**0.00008305**	**NP Inter (normality) 1 of 2**
Calcium, total (mg/L)	**SGWC-18**	**23**	**n/a**	**2/27/2024**	**41**	**Yes**	**154**	**n/a**	**n/a**	**0**	**n/a**	**n/a**	**0.00008305**	**NP Inter (normality) 1 of 2**
Calcium, total (mg/L)	**SGWC-19**	**23**	**n/a**	**2/20/2024**	**42**	**Yes**	**154**	**n/a**	**n/a**	**0**	**n/a**	**n/a**	**0.00008305**	**NP Inter (normality) 1 of 2**
Calcium, total (mg/L)	SGWC-20	23	n/a	2/26/2024	18	No	154	n/a	n/a	0	n/a	n/a	0.00008305	NP Inter (normality) 1 of 2
Calcium, total (mg/L)	**SGWC-21**	**23**	**n/a**	**2/27/2024**	**41**	**Yes**	**154**	**n/a**	**n/a**	**0**	**n/a**	**n/a**	**0.00008305**	**NP Inter (normality) 1 of 2**
Calcium, total (mg/L)	**SGWC-22**	**23**	**n/a**	**2/21/2024**	**28**	**Yes**	**154**	**n/a**	**n/a**	**0**	**n/a**	**n/a**	**0.00008305**	**NP Inter (normality) 1 of 2**
Calcium, total (mg/L)	SGWC-23	23	n/a	2/21/2024	20	No	154	n/a	n/a	0	n/a	n/a	0.00008305	NP Inter (normality) 1 of 2
Calcium, total (mg/L)	SGWC-6	23	n/a	2/20/2024	11	No	154	n/a	n/a	0	n/a	n/a	0.00008305	NP Inter (normality) 1 of 2
Calcium, total (mg/L)	SGWC-7	23	n/a	2/21/2024	14	No	154	n/a	n/a	0	n/a	n/a	0.00008305	NP Inter (normality) 1 of 2
Calcium, total (mg/L)	**SGWC-8**	**23**	**n/a**	**2/21/2024**	**38**	**Yes**	**154**	**n/a**	**n/a**	**0**	**n/a**	**n/a**	**0.00008305**	**NP Inter (normality) 1 of 2**
Calcium, total (mg/L)	**SGWC-9**	**23**	**n/a**	**2/21/2024**	**36**	**Yes**	**154**	**n/a**	**n/a**	**0**	**n/a**	**n/a**	**0.00008305**	**NP Inter (normality) 1 of 2**
Chloride, Total (mg/L)	**SGWC-10**	**3.6**	**n/a**	**2/23/2024**	**10**	**Yes**	**154**	**n/a**	**n/a**	**0**	**n/a**	**n/a**	**0.00008305**	**NP Inter (normality) 1 of 2**
Chloride, Total (mg/L)	**SGWC-11**	**3.6**	**n/a**	**2/23/2024**	**12**	**Yes**	**154**	**n/a**	**n/a**	**0**	**n/a**	**n/a**	**0.00008305**	**NP Inter (normality) 1 of 2**
Chloride, Total (mg/L)	**SGWC-12**	**3.6**	**n/a**	**2/23/2024**	**10**	**Yes**	**154**	**n/a**	**n/a**	**0**	**n/a**	**n/a**	**0.00008305**	**NP Inter (normality) 1 of 2**
Chloride, Total (mg/L)	**SGWC-13**	**3.6**	**n/a**	**2/23/2024**	**15**	**Yes**	**154**	**n/a**	**n/a**	**0**	**n/a**	**n/a**	**0.00008305**	**NP Inter (normality) 1 of 2**
Chloride, Total (mg/L)	**SGWC-14**	**3.6**	**n/a**	**2/27/2024**	**15**	**Yes**	**154**	**n/a**	**n/a**	**0**	**n/a**	**n/a**	**0.00008305**	**NP Inter (normality) 1 of 2**
Chloride, Total (mg/L)	**SGWC-15**	**3.6**	**n/a**	**2/26/2024**	**15**	**Yes**	**154**	**n/a**	**n/a**	**0**	**n/a**	**n/a**	**0.00008305**	**NP Inter (normality) 1 of 2**
Chloride, Total (mg/L)	**SGWC-16**	**3.6**	**n/a**	**2/26/2024**	**11**	**Yes**	**154**	**n/a**	**n/a**	**0**	**n/a**	**n/a**	**0.00008305**	**NP Inter (normality) 1 of 2**
Chloride, Total (mg/L)	**SGWC-17**	**3.6**	**n/a**	**2/26/2024**	**9.2**	**Yes**	**154**	**n/a**	**n/a**	**0**	**n/a**	**n/a**	**0.00008305**	**NP Inter (normality) 1 of 2**
Chloride, Total (mg/L)	SGWC-18	3.6	n/a	2/27/2024	9.7J	No	154	n/a	n/a	0	n/a	n/a	0.00008305	NP Inter (normality) 1 of 2
Chloride, Total (mg/L)	**SGWC-19**	**3.6**	**n/a**	**2/20/2024**	**12**	**Yes**	**154**	**n/a**	**n/a**	**0**	**n/a**	**n/a**	**0.00008305**	**NP Inter (normality) 1 of 2**
Chloride, Total (mg/L)	**SGWC-20**	**3.6**	**n/a**	**2/26/2024**	**11**	**Yes**	**154**	**n/a**	**n/a**	**0**	**n/a**	**n/a**	**0.00008305**	**NP Inter (normality) 1 of 2**
Chloride, Total (mg/L)	**SGWC-21**	**3.6**	**n/a**	**2/27/2024**	**7.9**	**Yes**	**154**	**n/a**	**n/a**	**0**	**n/a**	**n/a**	**0.00008305**	**NP Inter (normality) 1 of 2**
Chloride, Total (mg/L)	**SGWC-22**	**3.6**	**n/a**	**2/21/2024**	**12**	**Yes**	**154**	**n/a**	**n/a**	**0**	**n/a**	**n/a**	**0.00008305**	**NP Inter (normality) 1 of 2**
Chloride, Total (mg/L)	**SGWC-23**	**3.6**	**n/a**	**2/21/2024**	**14**	**Yes**	**154**	**n/a**	**n/a**	**0**	**n/a**	**n/a**	**0.00008305**	**NP Inter (normality) 1 of 2**
Chloride, Total (mg/L)	SGWC-6	3.6	n/a	2/20/2024	2.6	No	154	n/a	n/a	0	n/a	n/a	0.00008305	NP Inter (normality) 1 of 2
Chloride, Total (mg/L)	**SGWC-7**	**3.6**	**n/a**	**2/21/2024**	**3.9**	**Yes**	**154**	**n/a**	**n/a**	**0**	**n/a**	**n/a**	**0.00008305**	**NP Inter (normality) 1 of 2**
Chloride, Total (mg/L)	**SGWC-8**	**3.6**	**n/a**	**2/21/2024**	**27**	**Yes**	**154**	**n/a**	**n/a**	**0**	**n/a**	**n/a**	**0.00008305**	**NP Inter (normality) 1 of 2**
Chloride, Total (mg/L)	**SGWC-9**	**3.6**	**n/a**	**2/21/2024**	**19**	**Yes**	**154**	**n/a**	**n/a**	**0**	**n/a**	**n/a**	**0.00008305**	**NP Inter (normality) 1 of 2**
Fluoride, total (mg/L)	SGWC-10	0.2	n/a	2/23/2024	0.2ND	No	181	n/a	n/a	56.35	n/a	n/a	0.00005983	NP Inter (NDs) 1 of 2
Fluoride, total (mg/L)	SGWC-11	0.2	n/a	2/23/2024	0.2ND	No	181	n/a	n/a	56.35	n/a	n/a	0.00005983	NP Inter (NDs) 1 of 2
Fluoride, total (mg/L)	SGWC-12	0.2	n/a	2/23/2024	0.2ND	No	181	n/a	n/a	56.35	n/a	n/a	0.00005983	NP Inter (NDs) 1 of 2
Fluoride, total (mg/L)	SGWC-13	0.2	n/a	2/23/2024	0.2ND	No	181	n/a	n/a	56.35	n/a	n/a	0.00005983	NP Inter (NDs) 1 of 2
Fluoride, total (mg/L)	SGWC-14	0.2	n/a	2/27/2024	0.2ND	No	181	n/a	n/a	56.35	n/a	n/a	0.00005983	NP Inter (NDs) 1 of 2
Fluoride, total (mg/L)	SGWC-15	0.2	n/a	2/26/2024	0.2ND	No	181	n/a	n/a	56.35	n/a	n/a	0.00005983	NP Inter (NDs) 1 of 2
Fluoride, total (mg/L)	SGWC-16	0.2	n/a	2/26/2024	0.2ND	No	181	n/a	n/a	56.35	n/a	n/a	0.00005983	NP Inter (NDs) 1 of 2
Fluoride, total (mg/L)	SGWC-17	0.2	n/a	2/26/2024	0.2ND	No	181	n/a	n/a	56.35	n/a	n/a	0.00005983	NP Inter (NDs) 1 of 2
Fluoride, total (mg/L)	SGWC-18	0.2	n/a	2/27/2024	0.2ND	No	181	n/a	n/a	56.35	n/a	n/a	0.00005983	NP Inter (NDs) 1 of 2

Appendix III Interwell Prediction Limits - All Results

Plant Scherer Data: Scherer AP Printed 5/2/2024, 9:29 AM

Constituent	Well	Upper Lim.	Lower Lim.	Date	Observ.	Sig.	Bg N	Bg Mean	Std. Dev.	%NDs	ND Adj.	Transform	Alpha	Method
Fluoride, total (mg/L)	SGWC-19	0.2	n/a	2/20/2024	0.2ND	No	181	n/a	n/a	56.35	n/a	n/a	0.00005983	NP Inter (NDs) 1 of 2
Fluoride, total (mg/L)	SGWC-20	0.2	n/a	2/26/2024	0.2ND	No	181	n/a	n/a	56.35	n/a	n/a	0.00005983	NP Inter (NDs) 1 of 2
Fluoride, total (mg/L)	SGWC-21	0.2	n/a	2/27/2024	0.2ND	No	181	n/a	n/a	56.35	n/a	n/a	0.00005983	NP Inter (NDs) 1 of 2
Fluoride, total (mg/L)	SGWC-22	0.2	n/a	2/21/2024	0.2ND	No	181	n/a	n/a	56.35	n/a	n/a	0.00005983	NP Inter (NDs) 1 of 2
Fluoride, total (mg/L)	SGWC-23	0.2	n/a	2/21/2024	0.2ND	No	181	n/a	n/a	56.35	n/a	n/a	0.00005983	NP Inter (NDs) 1 of 2
Fluoride, total (mg/L)	SGWC-6	0.2	n/a	2/20/2024	0.2ND	No	181	n/a	n/a	56.35	n/a	n/a	0.00005983	NP Inter (NDs) 1 of 2
Fluoride, total (mg/L)	SGWC-7	0.2	n/a	2/21/2024	0.2ND	No	181	n/a	n/a	56.35	n/a	n/a	0.00005983	NP Inter (NDs) 1 of 2
Fluoride, total (mg/L)	SGWC-8	0.2	n/a	2/21/2024	1.1J	No	181	n/a	n/a	56.35	n/a	n/a	0.00005983	NP Inter (NDs) 1 of 2
Fluoride, total (mg/L)	SGWC-9	0.2	n/a	2/21/2024	0.2ND	No	181	n/a	n/a	56.35	n/a	n/a	0.00005983	NP Inter (NDs) 1 of 2
pH (S.U.)	SGWC-10	7.01	5.09	2/23/2024	5.18	No	175	n/a	n/a	0	n/a	n/a	0.0001287	NP Inter (normality) 1 of 2
pH (S.U.)	**SGWC-11**	**7.01**	**5.09**	**2/23/2024**	**5.07**	**Yes**	**175**	**n/a**	**n/a**	**0**	**n/a**	**n/a**	**0.0001287**	**NP Inter (normality) 1 of 2**
pH (S.U.)	SGWC-12	7.01	5.09	2/23/2024	6.11	No	175	n/a	n/a	0	n/a	n/a	0.0001287	NP Inter (normality) 1 of 2
pH (S.U.)	SGWC-13	7.01	5.09	2/23/2024	6.03	No	175	n/a	n/a	0	n/a	n/a	0.0001287	NP Inter (normality) 1 of 2
pH (S.U.)	SGWC-14	7.01	5.09	2/27/2024	5.84	No	175	n/a	n/a	0	n/a	n/a	0.0001287	NP Inter (normality) 1 of 2
pH (S.U.)	**SGWC-15**	**7.01**	**5.09**	**2/26/2024**	**4.6**	**Yes**	**175**	**n/a**	**n/a**	**0**	**n/a**	**n/a**	**0.0001287**	**NP Inter (normality) 1 of 2**
pH (S.U.)	SGWC-16	7.01	5.09	2/26/2024	5.13	No	175	n/a	n/a	0	n/a	n/a	0.0001287	NP Inter (normality) 1 of 2
pH (S.U.)	SGWC-17	7.01	5.09	2/26/2024	6.28	No	175	n/a	n/a	0	n/a	n/a	0.0001287	NP Inter (normality) 1 of 2
pH (S.U.)	**SGWC-18**	**7.01**	**5.09**	**2/27/2024**	**4.62**	**Yes**	**175**	**n/a**	**n/a**	**0**	**n/a**	**n/a**	**0.0001287**	**NP Inter (normality) 1 of 2**
pH (S.U.)	SGWC-19	7.01	5.09	2/20/2024	5.61	No	175	n/a	n/a	0	n/a	n/a	0.0001287	NP Inter (normality) 1 of 2
pH (S.U.)	**SGWC-20**	**7.01**	**5.09**	**2/26/2024**	**4.15**	**Yes**	**175**	**n/a**	**n/a**	**0**	**n/a**	**n/a**	**0.0001287**	**NP Inter (normality) 1 of 2**
pH (S.U.)	SGWC-21	7.01	5.09	2/27/2024	6.29	No	175	n/a	n/a	0	n/a	n/a	0.0001287	NP Inter (normality) 1 of 2
pH (S.U.)	SGWC-22	7.01	5.09	2/21/2024	5.71	No	175	n/a	n/a	0	n/a	n/a	0.0001287	NP Inter (normality) 1 of 2
pH (S.U.)	SGWC-23	7.01	5.09	2/21/2024	6.02	No	175	n/a	n/a	0	n/a	n/a	0.0001287	NP Inter (normality) 1 of 2
pH (S.U.)	SGWC-6	7.01	5.09	2/20/2024	6.36	No	175	n/a	n/a	0	n/a	n/a	0.0001287	NP Inter (normality) 1 of 2
pH (S.U.)	SGWC-7	7.01	5.09	2/21/2024	6.52	No	175	n/a	n/a	0	n/a	n/a	0.0001287	NP Inter (normality) 1 of 2
pH (S.U.)	SGWC-8	7.01	5.09	2/21/2024	6.67	No	175	n/a	n/a	0	n/a	n/a	0.0001287	NP Inter (normality) 1 of 2
pH (S.U.)	SGWC-9	7.01	5.09	2/21/2024	6.17	No	175	n/a	n/a	0	n/a	n/a	0.0001287	NP Inter (normality) 1 of 2
Sulfate, total (mg/L)	**SGWC-10**	**3.75**	**n/a**	**2/23/2024**	**9.1**	**Yes**	**154**	**n/a**	**n/a**	**47.4**	**n/a**	**n/a**	**0.00008305**	**NP Inter (normality) 1 of 2**
Sulfate, total (mg/L)	**SGWC-11**	**3.75**	**n/a**	**2/23/2024**	**8**	**Yes**	**154**	**n/a**	**n/a**	**47.4**	**n/a**	**n/a**	**0.00008305**	**NP Inter (normality) 1 of 2**
Sulfate, total (mg/L)	**SGWC-12**	**3.75**	**n/a**	**2/23/2024**	**61**	**Yes**	**154**	**n/a**	**n/a**	**47.4**	**n/a**	**n/a**	**0.00008305**	**NP Inter (normality) 1 of 2**
Sulfate, total (mg/L)	**SGWC-13**	**3.75**	**n/a**	**2/23/2024**	**110**	**Yes**	**154**	**n/a**	**n/a**	**47.4**	**n/a**	**n/a**	**0.00008305**	**NP Inter (normality) 1 of 2**
Sulfate, total (mg/L)	**SGWC-14**	**3.75**	**n/a**	**2/27/2024**	**240**	**Yes**	**154**	**n/a**	**n/a**	**47.4**	**n/a**	**n/a**	**0.00008305**	**NP Inter (normality) 1 of 2**
Sulfate, total (mg/L)	**SGWC-15**	**3.75**	**n/a**	**2/26/2024**	**210**	**Yes**	**154**	**n/a**	**n/a**	**47.4**	**n/a**	**n/a**	**0.00008305**	**NP Inter (normality) 1 of 2**
Sulfate, total (mg/L)	**SGWC-16**	**3.75**	**n/a**	**2/26/2024**	**69**	**Yes**	**154**	**n/a**	**n/a**	**47.4**	**n/a**	**n/a**	**0.00008305**	**NP Inter (normality) 1 of 2**
Sulfate, total (mg/L)	**SGWC-17**	**3.75**	**n/a**	**2/26/2024**	**270**	**Yes**	**154**	**n/a**	**n/a**	**47.4**	**n/a**	**n/a**	**0.00008305**	**NP Inter (normality) 1 of 2**
Sulfate, total (mg/L)	**SGWC-18**	**3.75**	**n/a**	**2/27/2024**	**870**	**Yes**	**154**	**n/a**	**n/a**	**47.4**	**n/a**	**n/a**	**0.00008305**	**NP Inter (normality) 1 of 2**
Sulfate, total (mg/L)	**SGWC-19**	**3.75**	**n/a**	**2/20/2024**	**310**	**Yes**	**154**	**n/a**	**n/a**	**47.4**	**n/a**	**n/a**	**0.00008305**	**NP Inter (normality) 1 of 2**
Sulfate, total (mg/L)	**SGWC-20**	**3.75**	**n/a**	**2/26/2024**	**280**	**Yes**	**154**	**n/a**	**n/a**	**47.4**	**n/a**	**n/a**	**0.00008305**	**NP Inter (normality) 1 of 2**
Sulfate, total (mg/L)	**SGWC-21**	**3.75**	**n/a**	**2/27/2024**	**130**	**Yes**	**154**	**n/a**	**n/a**	**47.4**	**n/a**	**n/a**	**0.00008305**	**NP Inter (normality) 1 of 2**
Sulfate, total (mg/L)	**SGWC-22**	**3.75**	**n/a**	**2/21/2024**	**110**	**Yes**	**154**	**n/a**	**n/a**	**47.4**	**n/a**	**n/a**	**0.00008305**	**NP Inter (normality) 1 of 2**
Sulfate, total (mg/L)	**SGWC-23**	**3.75**	**n/a**	**2/21/2024**	**64**	**Yes**	**154**	**n/a**	**n/a**	**47.4**	**n/a**	**n/a**	**0.00008305**	**NP Inter (normality) 1 of 2**
Sulfate, total (mg/L)	SGWC-6	3.75	n/a	2/20/2024	1.5	No	154	n/a	n/a	47.4	n/a	n/a	0.00008305	NP Inter (normality) 1 of 2
Sulfate, total (mg/L)	**SGWC-7**	**3.75**	**n/a**	**2/21/2024**	**5.2**	**Yes**	**154**	**n/a**	**n/a**	**47.4**	**n/a**	**n/a**	**0.00008305**	**NP Inter (normality) 1 of 2**
Sulfate, total (mg/L)	**SGWC-8**	**3.75**	**n/a**	**2/21/2024**	**44**	**Yes**	**154**	**n/a**	**n/a**	**47.4**	**n/a**	**n/a**	**0.00008305**	**NP Inter (normality) 1 of 2**
Sulfate, total (mg/L)	**SGWC-9**	**3.75**	**n/a**	**2/21/2024**	**200**	**Yes**	**154**	**n/a**	**n/a**	**47.4**	**n/a**	**n/a**	**0.00008305**	**NP Inter (normality) 1 of 2**
Total Dissolved Solids [TDS] (mg/L)	SGWC-10	200	n/a	2/23/2024	52	No	154	n/a	n/a	0.6494	n/a	n/a	0.00008305	NP Inter (normality) 1 of 2
Total Dissolved Solids [TDS] (mg/L)	SGWC-11	200	n/a	2/23/2024	55	No	154	n/a	n/a	0.6494	n/a	n/a	0.00008305	NP Inter (normality) 1 of 2
Total Dissolved Solids [TDS] (mg/L)	SGWC-12	200	n/a	2/23/2024	170	No	154	n/a	n/a	0.6494	n/a	n/a	0.00008305	NP Inter (normality) 1 of 2
Total Dissolved Solids [TDS] (mg/L)	**SGWC-13**	**200**	**n/a**	**2/23/2024**	**220**	**Yes**	**154**	**n/a**	**n/a**	**0.6494**	**n/a**	**n/a**	**0.00008305**	**NP Inter (normality) 1 of 2**
Total Dissolved Solids [TDS] (mg/L)	**SGWC-14**	**200**	**n/a**	**2/27/2024**	**330**	**Yes**	**154**	**n/a**	**n/a**	**0.6494**	**n/a**	**n/a**	**0.00008305**	**NP Inter (normality) 1 of 2**
Total Dissolved Solids [TDS] (mg/L)	**SGWC-15**	**200**	**n/a**	**2/26/2024**	**320**	**Yes**	**154**	**n/a**	**n/a**	**0.6494**	**n/a**	**n/a**	**0.00008305**	**NP Inter (normality) 1 of 2**
Total Dissolved Solids [TDS] (mg/L)	SGWC-16	200	n/a	2/26/2024	140	No	154	n/a	n/a	0.6494	n/a	n/a	0.00008305	NP Inter (normality) 1 of 2
Total Dissolved Solids [TDS] (mg/L)	**SGWC-17**	**200**	**n/a**	**2/26/2024**	**490**	**Yes**	**154**	**n/a**	**n/a**	**0.6494**	**n/a**	**n/a**	**0.00008305**	**NP Inter (normality) 1 of 2**
Total Dissolved Solids [TDS] (mg/L)	**SGWC-18**	**200**	**n/a**	**2/27/2024**	**1200**	**Yes**	**154**	**n/a**	**n/a**	**0.6494**	**n/a**	**n/a**	**0.00008305**	**NP Inter (normality) 1 of 2**
Total Dissolved Solids [TDS] (mg/L)	**SGWC-19**	**200**	**n/a**	**2/20/2024**	**420**	**Yes**	**154**	**n/a**	**n/a**	**0.6494**	**n/a**	**n/a**	**0.00008305**	**NP Inter (normality) 1 of 2**
Total Dissolved Solids [TDS] (mg/L)	**SGWC-20**	**200**	**n/a**	**2/26/2024**	**380**	**Yes**	**154**	**n/a**	**n/a**	**0.6494**	**n/a**	**n/a**	**0.00008305**	**NP Inter (normality) 1 of 2**
Total Dissolved Solids [TDS] (mg/L)	**SGWC-21**	**200**	**n/a**	**2/27/2024**	**360**	**Yes**	**154**	**n/a**	**n/a**	**0.6494**	**n/a**	**n/a**	**0.00008305**	**NP Inter (normality) 1 of 2**
Total Dissolved Solids [TDS] (mg/L)	**SGWC-22**	**200**	**n/a**	**2/21/2024**	**1000**	**Yes**	**154**	**n/a**	**n/a**	**0.6494**	**n/a**	**n/a**	**0.00008305**	**NP Inter (normality) 1 of 2**
Total Dissolved Solids [TDS] (mg/L)	**SGWC-23**	**200**	**n/a**	**2/21/2024**	**230**	**Yes**	**154**	**n/a**	**n/a**	**0.6494**	**n/a**	**n/a**	**0.00008305**	**NP Inter (normality) 1 of 2**
Total Dissolved Solids [TDS] (mg/L)	SGWC-6	200	n/a	2/20/2024	120	No	154	n/a	n/a	0.6494	n/a	n/a	0.00008305	NP Inter (normality) 1 of 2
Total Dissolved Solids [TDS] (mg/L)	SGWC-7	200	n/a	2/21/2024	160	No	154	n/a	n/a	0.6494	n/a	n/a	0.00008305	NP Inter (normality) 1 of 2
Total Dissolved Solids [TDS] (mg/L)	**SGWC-8**	**200**	**n/a**	**2/21/2024**	**320**	**Yes**	**154**	**n/a**	**n/a**	**0.6494**	**n/a**	**n/a**	**0.00008305**	**NP Inter (normality) 1 of 2**
Total Dissolved Solids [TDS] (mg/L)	**SGWC-9**	**200**	**n/a**	**2/21/2024**	**380**	**Yes**	**154**	**n/a**	**n/a**	**0.6494**	**n/a**	**n/a**	**0.00008305**	**NP Inter (normality) 1 of 2**

Sanitas™ v.10.0.16e Software licensed to . UG
Hollow symbols indicate censored values.

Exceeds Limit: SGWC-10, SGWC-11, SGWC-13, SGWC-14, SGWC-15, SGWC-16, SGWC-17, SGWC-18, SGWC-19, SGWC-20...

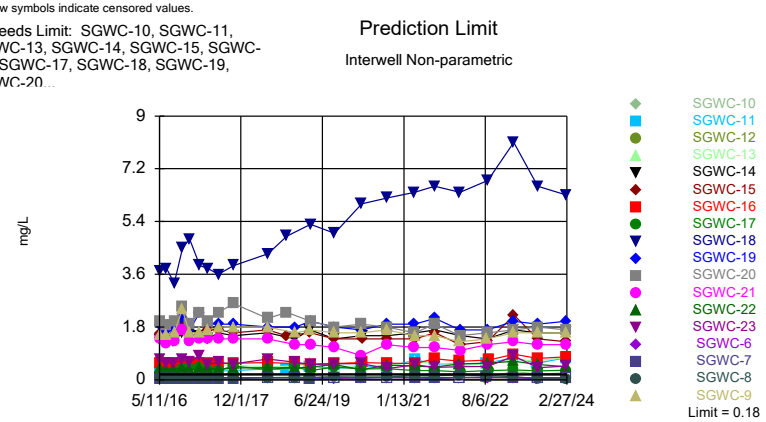

Non-parametric test used in lieu of parametric prediction limit because censored data exceeded 50%. Limit is highest of 154 background values. 89.61% NDs. Annual per-constituent alpha = 0.002986. Individual comparison alpha = 0.00008305 (1 of 2). Comparing 18 points to limit.

Constituent: Boron, total Analysis Run 5/2/2024 9:26 AM View: Appendix III - Interwell
Plant Scherer Data: Scherer AP

Sanitas™ v.10.0.16e Software licensed to . UG

Exceeds Limit: SGWC-12, SGWC-13, SGWC-14, SGWC-17, SGWC-18, SGWC-19, SGWC-21, SGWC-22, SGWC-8, SGWC-9

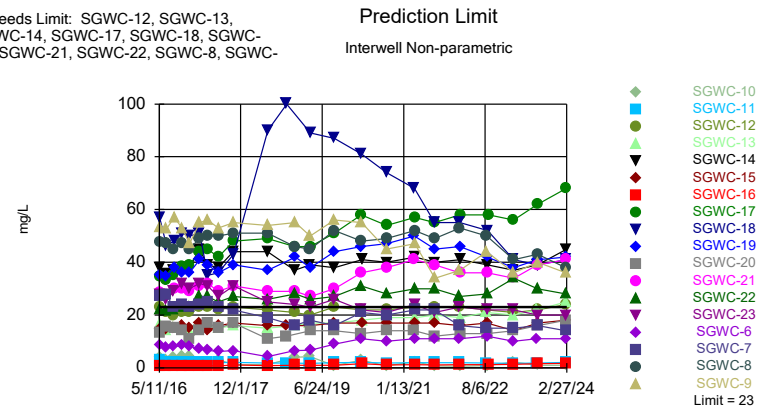

Non-parametric test used in lieu of parametric prediction limit because the Chi Squared normality test showed the data to be non-normal at the 0.01 alpha level. Limit is highest of 154 background values. Annual per-constituent alpha = 0.002986. Individual comparison alpha = 0.00008305 (1 of 2). Comparing 18 points to limit.

Constituent: Calcium, total Analysis Run 5/2/2024 9:26 AM View: Appendix III - Interwell
Plant Scherer Data: Scherer AP

Sanitas™ v.10.0.16e Software licensed to . UG

Exceeds Limit: SGWC-10, SGWC-11, SGWC-12, SGWC-13, SGWC-14, SGWC-15, SGWC-16, SGWC-17, SGWC-19, SGWC-20...

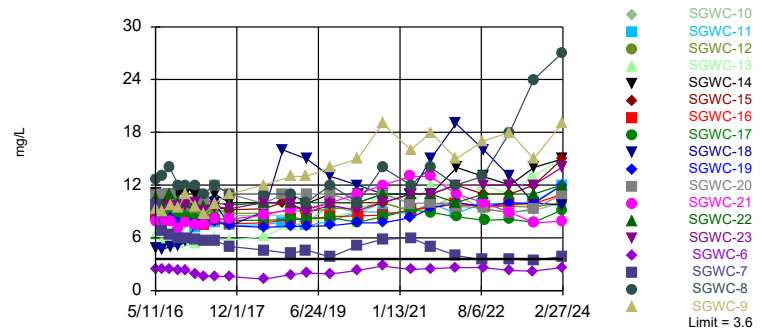

Non-parametric test used in lieu of parametric prediction limit because the Chi Squared normality test showed the data to be non-normal at the 0.01 alpha level. Limit is highest of 154 background values. Annual per-constituent alpha = 0.002986. Individual comparison alpha = 0.00008305 (1 of 2). Comparing 18 points to limit.

Constituent: Chloride, Total Analysis Run 5/2/2024 9:26 AM View: Appendix III - Interwell
Plant Scherer Data: Scherer AP

Sanitas™ v.10.0.16e Software licensed to . UG
Hollow symbols indicate censored values.

Within Limit

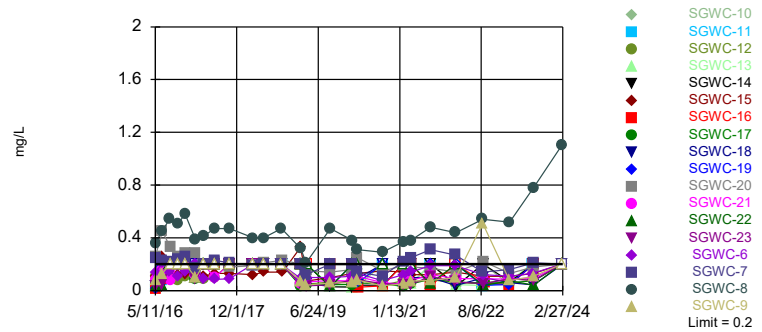

Non-parametric test used in lieu of parametric prediction limit because censored data exceeded 50%. Limit is highest of 181 background values. 56.35% NDs. Annual per-constituent alpha = 0.002152. Individual comparison alpha = 0.00005983 (1 of 2). Comparing 18 points to limit.

Constituent: Fluoride, total Analysis Run 5/2/2024 9:26 AM View: Appendix III - Interwell
Plant Scherer Data: Scherer AP

Sanitas™ v.10.0.16e Software licensed to . UG

Exceeds Limits: SGWC-11, SGWC-15, SGWC-18, SGWC-20

Prediction Limit

Interwell Non-parametric

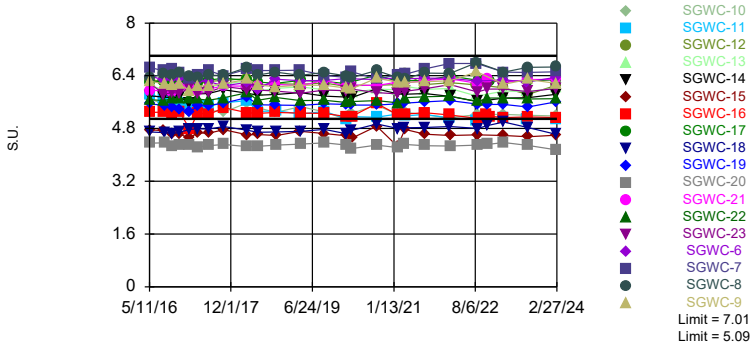

Non-parametric test used in lieu of parametric prediction limit because the Chi Squared normality test showed the data to be non-normal at the 0.01 alpha level. Limits are highest and lowest of 175 background values. Annual per-constituent alpha = 0.004628. Individual comparison alpha = 0.0001287 (1 of 2). Comparing 18 points to limit.

Constituent: pH Analysis Run 5/2/2024 9:26 AM View: Appendix III - Interwell

Plant Scherer Data: Scherer AP

Sanitas™ v.10.0.16e Software licensed to . UG

Hollow symbols indicate censored values.

Exceeds Limit: SGWC-10, SGWC-11, SGWC-12, SGWC-13, SGWC-14, SGWC-15, SGWC-16, SGWC-17, SGWC-18, SGWC-19...

Prediction Limit

Interwell Non-parametric

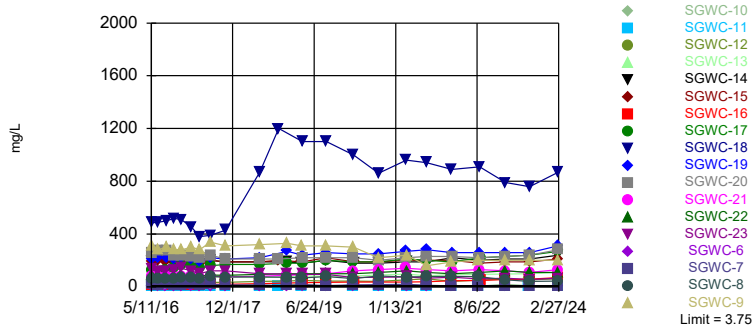

Non-parametric test used in lieu of parametric prediction limit because the Chi Squared normality test showed the data to be non-normal at the 0.01 alpha level. Limit is highest of 154 background values. 47.4% NDs. Annual per-constituent alpha = 0.002986. Individual comparison alpha = 0.00008305 (1 of 2). Comparing 18 points to limit.

Constituent: Sulfate, total Analysis Run 5/2/2024 9:26 AM View: Appendix III - Interwell

Plant Scherer Data: Scherer AP

Sanitas™ v.10.0.16e Software licensed to . UG

Hollow symbols indicate censored values.

Exceeds Limit: SGWC-13, SGWC-14, SGWC-15, SGWC-17, SGWC-18, SGWC-19, SGWC-20, SGWC-21, SGWC-22, SGWC-23...

Prediction Limit

Interwell Non-parametric

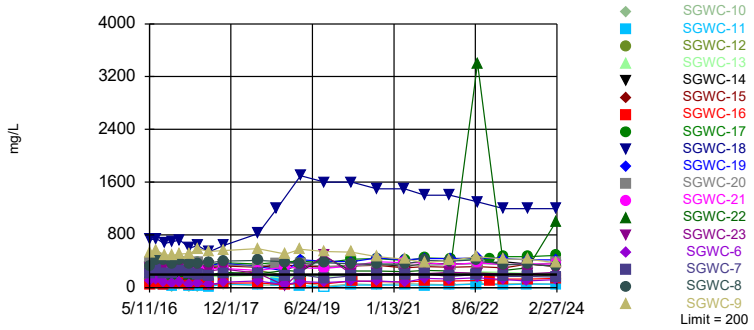

Non-parametric test used in lieu of parametric prediction limit because the Chi Squared normality test showed the data to be non-normal at the 0.01 alpha level. Limit is highest of 154 background values. 0.6494% NDs. Annual per-constituent alpha = 0.002986. Individual comparison alpha = 0.00008305 (1 of 2). Comparing 18 points to limit.

Constituent: Total Dissolved Solids [TDS] Analysis Run 5/2/2024 9:26 AM View: Appendix III - Interwell

Plant Scherer Data: Scherer AP

Prediction Limit

Constituent: Boron, total (mg/L) Analysis Run 5/2/2024 9:29 AM View: Appendix III - Interwell

Plant Scherer Data: Scherer AP

	SGWA-1 (bg)	SGWA-3 (bg)	SGWA-24 (bg)	SGWA-2 (bg)	SGWA-5 (bg)	SGWA-25 (bg)	SGWC-6	SGWC-11	SGWA-4 (bg)
5/10/2016	<0.08	<0.08	<0.08	<0.08	<0.08	<0.08			
5/11/2016							<0.08	0.242	<0.08
5/12/2016									
5/13/2016									
6/23/2016	<0.08		<0.08	<0.08	<0.08				
6/24/2016		0.0109 (J)							0.0067 (J)
6/27/2016						0.0052 (J)	0.0051 (J)		
6/28/2016								0.245	
6/29/2016									
6/30/2016									
8/16/2016	<0.08	<0.08	<0.08	<0.08	<0.08				
8/17/2016						<0.08	<0.08	0.26	<0.08
8/18/2016									
8/19/2016									
8/22/2016									
10/13/2016	<0.08		<0.08						
10/14/2016		<0.08		<0.08	<0.08	<0.08			
10/17/2016							<0.08	0.25	<0.08
10/18/2016									
10/19/2016									
12/5/2016			<0.08						
12/6/2016	<0.08	<0.08		<0.08	<0.08	<0.08	<0.08	0.27	<0.08
12/7/2016									
12/8/2016									
2/14/2017	<0.08	<0.08	<0.08	<0.08	<0.08	<0.08	<0.08		<0.08
2/15/2017								0.28	
2/16/2017									
4/10/2017			<0.08						
4/11/2017	<0.08	<0.08		<0.08	<0.08	<0.08			<0.08
4/12/2017							<0.08	0.29	
4/13/2017									
6/26/2017	<0.08	<0.08	<0.08	<0.08	<0.08				<0.08
6/27/2017						<0.08	<0.08	0.29	
6/28/2017									
10/10/2017	<0.08		<0.08	<0.08					
10/11/2017		<0.08			<0.08	<0.08	<0.08	0.31	<0.08
10/12/2017									
6/5/2018	<0.08		<0.08	<0.08	<0.08	<0.08			
6/6/2018		<0.08					<0.08	0.37	<0.08
6/7/2018									
6/8/2018									
10/16/2018								0.35	
10/18/2018									
12/13/2018	<0.08	<0.08	<0.08	<0.08	<0.08	<0.08			<0.08
12/14/2018							<0.08		
12/17/2018									
3/28/2019		<0.08			<0.08	<0.08			<0.08
3/29/2019	<0.08		<0.08	<0.08					
4/1/2019								0.46	
4/2/2019							<0.08		
9/12/2019					<0.08				
9/13/2019			<0.08						

ND substitution: RL or RL/2 if <15% NDs.

Prediction Limit

Constituent: Boron, total (mg/L) Analysis Run 5/2/2024 9:29 AM View: Appendix III - Interwell

Plant Scherer Data: Scherer AP

	SGWA-1 (bg)	SGWA-3 (bg)	SGWA-24 (bg)	SGWA-2 (bg)	SGWA-5 (bg)	SGWA-25 (bg)	SGWC-6	SGWC-11	SGWA-4 (bg)
9/16/2019	0.13	0.05		0.089		<0.08	0.04 (J)	0.39	<0.08
9/17/2019									
9/18/2019									
3/17/2020		<0.08		<0.08	<0.08	<0.08			
3/18/2020	<0.08		<0.08						<0.08
3/23/2020									
3/24/2020									
3/25/2020							<0.08	0.45	
3/26/2020									
3/27/2020									
9/14/2020	<0.08	<0.08	<0.08	<0.08	<0.08	<0.08	<0.08	0.43	<0.08
9/15/2020									
3/30/2021	0.041 (J)		0.072 (J)	0.045 (J)					
3/31/2021		<0.08			<0.08				<0.08
4/1/2021							<0.08		
4/6/2021									
4/7/2021						<0.08		0.68	
8/17/2021	<0.08			<0.08		<0.08			<0.08
8/18/2021		<0.08	<0.08		<0.08		<0.08		
8/19/2021								0.54	
8/20/2021									
2/9/2022	<0.08	<0.08		<0.08	<0.08	<0.08	<0.08		<0.08
2/10/2022			<0.08					0.53	
2/11/2022									
2/14/2022									
8/17/2022	<0.08			<0.08					
8/18/2022		0.072 (J)	<0.08		<0.08	<0.08		0.57	<0.08
8/19/2022							<0.08		
8/22/2022									
8/23/2022									
8/31/2022									
2/21/2023	<0.08	<0.08			<0.08				
2/22/2023				<0.08			<0.08	0.75	<0.08
2/23/2023			0.18			0.1			
8/1/2023	0.029 (J)			0.044 (J)	0.057 (J)		0.037 (J)		
8/2/2023								0.57	
8/7/2023		<0.08							<0.08
8/8/2023			<0.08			<0.08			
2/20/2024	<0.08			<0.08			<0.08		<0.08
2/21/2024		<0.08	<0.08		<0.08				
2/23/2024								0.75	
2/26/2024									
2/27/2024						0.023 (J)			

ND substitution: RL or RL/2 if <15% NDs.

Prediction Limit

Constituent: Boron, total (mg/L) Analysis Run 5/2/2024 9:29 AM View: Appendix III - Interwell

Plant Scherer Data: Scherer AP

	SGWC-9	SGWC-12	SGWC-10	SGWC-8	SGWC-7	SGWC-15	SGWC-23	SGWC-20	SGWC-21
5/10/2016									
5/11/2016	1.54	<0.08	0.0275 (J)	0.0678 (J)	0.0359 (J)				
5/12/2016						1.57	0.691	1.99	1.4
5/13/2016									
6/23/2016									
6/24/2016									
6/27/2016				0.0767 (J)	0.0354 (J)				
6/28/2016		0.0054 (J)	0.035 (J)			1.36			
6/29/2016	1.52						0.557	1.88	1.25
6/30/2016									
8/16/2016									
8/17/2016			0.028 (J)	0.067	0.039 (J)				
8/18/2016		<0.08				1.5			
8/19/2016							0.58		
8/22/2016	1.6							2	1.3
10/13/2016									
10/14/2016									
10/17/2016		<0.08	0.032 (J)	0.059					
10/18/2016	2.4				0.039 (J)	1.9	0.68	2.5	1.7
10/19/2016									
12/5/2016									
12/6/2016		<0.08	<0.08	0.054	0.03 (J)				
12/7/2016	1.6					1.5	0.6		1.3
12/8/2016								1.9	
2/14/2017				0.063	0.031 (J)				
2/15/2017		<0.08	0.035 (J)			1.5	0.82		
2/16/2017	1.6							2.3	1.4
4/10/2017									
4/11/2017									
4/12/2017		<0.08	0.052	0.068	0.039 (J)	1.7			
4/13/2017	1.7						0.54	2	1.4
6/26/2017									
6/27/2017	1.8	<0.08	<0.08	0.067	0.028 (J)	1.7			
6/28/2017							0.59	2.3	1.4
10/10/2017									
10/11/2017		<0.08			0.026 (J)				
10/12/2017	1.8		0.049 (J)	0.075		1.6	0.54	2.6	1.4
6/5/2018									
6/6/2018	1.8	<0.08	0.07	0.059	<0.08				
6/7/2018						1.7	0.71	2.1	1.4
6/8/2018									
10/16/2018						1.5			
10/18/2018								2.3	
12/13/2018									
12/14/2018		<0.08		0.064	<0.08				
12/17/2018	1.6		0.098				0.6		1.2
3/28/2019									
3/29/2019									
4/1/2019	1.7	<0.08	0.16	0.076	0.025 (J)	1.6			
4/2/2019							0.52	2	1.2
9/12/2019									
9/13/2019									

ND substitution: RL or RL/2 if <15% NDs.

Prediction Limit

Constituent: Boron, total (mg/L) Analysis Run 5/2/2024 9:29 AM View: Appendix III - Interwell

Plant Scherer Data: Scherer AP

	SGWC-9	SGWC-12	SGWC-10	SGWC-8	SGWC-7	SGWC-15	SGWC-23	SGWC-20	SGWC-21
9/16/2019	1.6	<0.08							
9/17/2019			0.077	0.11	<0.08	1.4		1.8	1.1
9/18/2019							0.54		
3/17/2020									
3/18/2020									
3/23/2020								1.9	0.83
3/24/2020							0.55		
3/25/2020	1.6		0.12	0.089					
3/26/2020		<0.08			0.055 (J)				
3/27/2020						1.4			
9/14/2020	1.7	<0.08	0.082	0.1	<0.08				
9/15/2020						1.4	0.38	1.8	1.2
3/30/2021								1.6	1.1
3/31/2021	1.5		0.15			1.4	0.51		
4/1/2021				0.14	0.069 (J)				
4/6/2021									
4/7/2021		<0.08							
8/17/2021									
8/18/2021				0.14	0.047 (J)		0.42		1.1
8/19/2021	1.5		0.091			1.6		1.9	
8/20/2021		0.043 (J)							
2/9/2022					<0.08				
2/10/2022	1.3	<0.08		0.16			0.45		
2/11/2022			0.09			1.2		1.5	1
2/14/2022									
8/17/2022									
8/18/2022	1.4	0.061 (J)		0.14	0.1				
8/19/2022			0.083			1.3			
8/22/2022							0.46	1.6	1.2
8/23/2022									
8/31/2022									
2/21/2023									
2/22/2023	1.6		0.28	0.11	0.064 (J)			1.7	
2/23/2023		0.079 (J)				2.2	0.81		1.3
8/1/2023									
8/2/2023									
8/7/2023	1.6	0.024 (J)	0.19			1.4		1.8	
8/8/2023				0.046 (J)	<0.08		0.41		1.2
2/20/2024									
2/21/2024	1.6			0.036 (J)	<0.08		0.47		
2/23/2024		0.043 (J)	0.24						
2/26/2024						1.3		1.7	
2/27/2024									1.2

ND substitution: RL or RL/2 if <15% NDs.

Prediction Limit

Constituent: Boron, total (mg/L) Analysis Run 5/2/2024 9:29 AM View: Appendix III - Interwell

Plant Scherer Data: Scherer AP

	SGWC-13	SGWC-22	SGWC-17	SGWC-16	SGWC-14	SGWC-18	SGWC-19
5/10/2016							
5/11/2016							
5/12/2016	0.599	0.411	0.195	0.562	1.38		
5/13/2016						3.71	1.87
6/23/2016							
6/24/2016							
6/27/2016							
6/28/2016	0.52			0.546	1.29		
6/29/2016		0.373 (J)	0.198 (J)				1.67
6/30/2016						3.8	
8/16/2016							
8/17/2016							
8/18/2016	0.51		0.24	0.54	1.3		
8/19/2016		0.37					
8/22/2016						3.3	1.7
10/13/2016							
10/14/2016							
10/17/2016	0.58				1.6		
10/18/2016		0.41		0.55			2.1
10/19/2016			0.37			4.5	
12/5/2016							
12/6/2016	0.5						
12/7/2016		0.36	0.4	0.56	1.5	4.8	
12/8/2016							1.7
2/14/2017							
2/15/2017	0.5		0.38		1.5		
2/16/2017		0.38 (J)		0.58		3.9	2.3
4/10/2017							
4/11/2017							
4/12/2017	0.47				1.4		
4/13/2017		0.4	0.34	0.56		3.8	1.9
6/26/2017							
6/27/2017	0.51		0.33	0.56	1.6		
6/28/2017		0.35				3.6	1.9
10/10/2017							
10/11/2017	0.49				1.5		
10/12/2017		0.4	0.47	0.57		3.9	1.9
6/5/2018							
6/6/2018							
6/7/2018	0.45	0.41	0.35	0.59	1.6		
6/8/2018						4.3	1.8
10/16/2018							
10/18/2018						4.9	
12/13/2018							
12/14/2018	0.47		0.44		1.4		
12/17/2018		0.4		0.55			1.8
3/28/2019							
3/29/2019							
4/1/2019	0.57				1.7		
4/2/2019		0.44	0.32	0.53		5.3	2
9/12/2019							
9/13/2019							

Prediction Limit

Constituent: Boron, total (mg/L) Analysis Run 5/2/2024 9:29 AM View: Appendix III - Interwell

Plant Scherer Data: Scherer AP

	SGWC-13	SGWC-22	SGWC-17	SGWC-16	SGWC-14	SGWC-18	SGWC-19
9/16/2019							
9/17/2019	0.43		0.43	0.55	1.4	5	1.8
9/18/2019		0.52					
3/17/2020							
3/18/2020							
3/23/2020							1.7
3/24/2020		0.34	0.37				
3/25/2020							
3/26/2020						6	
3/27/2020	0.49			0.59	1.5		
9/14/2020	0.49						
9/15/2020		0.5	0.38	0.57	1.5	6.2	1.9
3/30/2021						6.4	1.9
3/31/2021		0.47					
4/1/2021			0.31	0.55			
4/6/2021					1.6		
4/7/2021	0.59						
8/17/2021							
8/18/2021		0.44	0.32			6.6	
8/19/2021	0.59			0.72	1.7		2.1
8/20/2021							
2/9/2022							
2/10/2022		0.54		0.63		6.4	
2/11/2022	0.48		0.27				1.7
2/14/2022					1.5		
8/17/2022							
8/18/2022	0.55						
8/19/2022					1.4		
8/22/2022		0.57					1.7
8/23/2022						6.8	
8/31/2022			0.31	0.67			
2/21/2023							
2/22/2023			0.34			8.1	2
2/23/2023	0.69	0.63		0.87	1.7		
8/1/2023							
8/2/2023	0.64						
8/7/2023		0.52	0.3			6.6	1.9
8/8/2023				0.73	1.6		
2/20/2024							2
2/21/2024		0.45					
2/23/2024	0.76						
2/26/2024			0.33	0.78			
2/27/2024					1.6	6.3	

Prediction Limit

Constituent: Calcium, total (mg/L) Analysis Run 5/2/2024 9:29 AM View: Appendix III - Interwell

Plant Scherer Data: Scherer AP

	SGWA-1 (bg)	SGWA-3 (bg)	SGWA-24 (bg)	SGWA-2 (bg)	SGWA-5 (bg)	SGWA-25 (bg)	SGWC-6	SGWC-11	SGWA-4 (bg)
5/10/2016	3	6.22	12.3	10.1	2.64	11.4			
5/11/2016							8.7	2.91	14.4
5/12/2016									
5/13/2016									
6/23/2016	2.42		11.3	8.45	1.65				
6/24/2016		5.55							14.2
6/27/2016						9.16	7.48		
6/28/2016								2.19	
6/29/2016									
6/30/2016									
8/16/2016	2.1	5	11	9.4	1.3				
8/17/2016						9.6	8	1.9	15
8/18/2016									
8/19/2016									
8/22/2016									
10/13/2016	2.7		12						
10/14/2016		5.4		10	1.4	11			
10/17/2016							8.6	2	16
10/18/2016									
10/19/2016									
12/5/2016			12						
12/6/2016	2.1	4.8		10	1.4	11	8.2	1.9	15
12/7/2016									
12/8/2016									
2/14/2017	1.8	4.6	13	11	1.4	12	7.2		17
2/15/2017								1.9	
2/16/2017									
4/10/2017			12						
4/11/2017	1.8	5		10	1.4	11			17
4/12/2017							6.7	1.9	
4/13/2017									
6/26/2017	1.7	4.9	13	10	1.5				18
6/27/2017						9.5	6.2	1.9	
6/28/2017									
10/10/2017	2.3		14	11					
10/11/2017		5.5			1.6	11	6.5	2	19
10/12/2017									
6/5/2018	2.6		13	11	1.5	9.7			
6/6/2018		4.1					4.2	1.8	18
6/7/2018									
6/8/2018									
10/16/2018								1.8	
10/18/2018									
12/13/2018	1.7	4.3	12	10	1.4	9.4			18
12/14/2018							6.5		
12/17/2018									
3/28/2019		4.8			1.4	8.7			17
3/29/2019	2		12	11					
4/1/2019								1.7	
4/2/2019							6.7		
9/12/2019					1.6				
9/13/2019			14						

Prediction Limit

Constituent: Calcium, total (mg/L) Analysis Run 5/2/2024 9:29 AM View: Appendix III - Interwell

Plant Scherer Data: Scherer AP

	SGWA-1 (bg)	SGWA-3 (bg)	SGWA-24 (bg)	SGWA-2 (bg)	SGWA-5 (bg)	SGWA-25 (bg)	SGWC-6	SGWC-11	SGWA-4 (bg)
9/16/2019	1.7	5.9		12		9.5	8.9	1.9	18
9/17/2019									
9/18/2019									
3/17/2020		5.3		11	1.7	8.8			
3/18/2020	1.8		14						18
3/23/2020									
3/24/2020									
3/25/2020							11	2	
3/26/2020									
3/27/2020									
9/14/2020	1.6	5.7	14	11	1.6	9.1	10	1.8	17
9/15/2020									
3/30/2021	2.2		15	12					
3/31/2021		5.5			1.6				17
4/1/2021							11		
4/6/2021									
4/7/2021						9.5		1.9	
8/17/2021	1.8			12		9.6			18
8/18/2021		5.9	14		1.7		11		
8/19/2021								1.9	
8/20/2021									
2/9/2022	1.8	6		11	1.8	9.3	11		18
2/10/2022			15					1.9	
2/11/2022									
2/14/2022									
8/17/2022	1.9			11					
8/18/2022		5.9	16		1.7	9.1		1.8	20
8/19/2022							12		
8/22/2022									
8/23/2022									
8/31/2022									
2/21/2023	2.2	6.4			1.8				
2/22/2023				11			10	1.7	20
2/23/2023			17			9.6			
8/1/2023	2.3			12	2.1		11		
8/2/2023								1.8	
8/7/2023		6.1							21
8/8/2023			16			8.9			
2/20/2024	1.7			13			11		23
2/21/2024		5.7	16		1.5				
2/23/2024								2	
2/26/2024									
2/27/2024						11			

Prediction Limit

Constituent: Calcium, total (mg/L) Analysis Run 5/2/2024 9:29 AM View: Appendix III - Interwell

Plant Scherer Data: Scherer AP

	SGWC-9	SGWC-12	SGWC-10	SGWC-8	SGWC-7	SGWC-15	SGWC-23	SGWC-20	SGWC-21
5/10/2016									
5/11/2016	53.1	23.1	4.14	47.6	27.2				
5/12/2016						14.5	27.6	13.2	28.7
5/13/2016									
6/23/2016									
6/24/2016									
6/27/2016				47	27.9				
6/28/2016		21	3.13			14.7			
6/29/2016	52.6						25.6	15.8	27.9
6/30/2016									
8/16/2016									
8/17/2016			4.1	45	23				
8/18/2016		20				15			
8/19/2016							29		
8/22/2016	57							15	30
10/13/2016									
10/14/2016									
10/17/2016		21	4.2	47					
10/18/2016	53				24	16	32	14	30
10/19/2016									
12/5/2016									
12/6/2016		21	4.3	45	23				
12/7/2016	47					15	30		29
12/8/2016								11	
2/14/2017				49	24				
2/15/2017		23	1.5			17	32		
2/16/2017	55							14	31
4/10/2017									
4/11/2017									
4/12/2017		23	2.2	50	25	14			
4/13/2017	56						31	17	32
6/26/2017									
6/27/2017	53	22	3.1	50	23	16			
6/28/2017							27	15	29
10/10/2017									
10/11/2017		23			22				
10/12/2017	55		1.2	51		17	31	17	31
6/5/2018									
6/6/2018	54	22	1.2	51	19				
6/7/2018						16	25	11	29
6/8/2018									
10/16/2018						16			
10/18/2018								12	
12/13/2018									
12/14/2018		21		46	16				
12/17/2018	55		4				24		29
3/28/2019									
3/29/2019									
4/1/2019	50	20	4.2	45	18	16			
4/2/2019							23	14	27
9/12/2019									
9/13/2019									

Prediction Limit

Constituent: Calcium, total (mg/L) Analysis Run 5/2/2024 9:29 AM View: Appendix III - Interwell

Plant Scherer Data: Scherer AP

	SGWC-9	SGWC-12	SGWC-10	SGWC-8	SGWC-7	SGWC-15	SGWC-23	SGWC-20	SGWC-21
9/16/2019	56	23							
9/17/2019			0.79	52	16	17		14	30
9/18/2019							26		
3/17/2020									
3/18/2020									
3/23/2020								13	36
3/24/2020							22		
3/25/2020	55		2.9	48					
3/26/2020		22			21				
3/27/2020						17			
9/14/2020	45	22	0.75	49	20				
9/15/2020						17	21	14	38
3/30/2021								14	41
3/31/2021	47		2.3			17	24		
4/1/2021				52	22				
4/6/2021									
4/7/2021		23							
8/17/2021									
8/18/2021				49	22		21		39
8/19/2021	34		0.67			17		12	
8/20/2021		23							
2/9/2022					16				
2/10/2022	37	23		53			23		
2/11/2022			0.55			16		13	36
2/14/2022									
8/17/2022									
8/18/2022	44	22		50	15				
8/19/2022			0.78			17			
8/22/2022							22	13	36
8/23/2022									
8/31/2022									
2/21/2023									
2/22/2023	36		2.2	41	15			14	
2/23/2023		21				14	22		34
8/1/2023									
8/2/2023									
8/7/2023	40	22	1			17		16	
8/8/2023				43	16		20		39
2/20/2024									
2/21/2024	36			38	14		20		
2/23/2024		24	0.98						
2/26/2024						18		18	
2/27/2024									41

Prediction Limit

Constituent: Calcium, total (mg/L) Analysis Run 5/2/2024 9:29 AM View: Appendix III - Interwell

Plant Scherer Data: Scherer AP

	SGWC-13	SGWC-22	SGWC-17	SGWC-16	SGWC-14	SGWC-18	SGWC-19
5/10/2016							
5/11/2016							
5/12/2016	16.6	21.9	34.8	0.75	37.7		
5/13/2016						56.9	35.3
6/23/2016							
6/24/2016							
6/27/2016							
6/28/2016	14.4			0.768	35.8		
6/29/2016		21.8	33.1				34.6
6/30/2016						46.4	
8/16/2016							
8/17/2016							
8/18/2016	15		35	0.7	37		
8/19/2016		22					
8/22/2016						48	38
10/13/2016							
10/14/2016							
10/17/2016	15				37		
10/18/2016		23		0.75			36
10/19/2016			38.5 (D)			51	
12/5/2016							
12/6/2016	14						
12/7/2016		23	39	0.73	38	50	
12/8/2016							36
2/14/2017							
2/15/2017	17		44		45		
2/16/2017		27		0.81		51	41
4/10/2017							
4/11/2017							
4/12/2017	16				39		
4/13/2017		27	45	0.88		35	39
6/26/2017							
6/27/2017	15		42	0.76	38		
6/28/2017		25				36	36
10/10/2017							
10/11/2017	16				44		
10/12/2017		27	48	1.1		43	39
6/5/2018							
6/6/2018							
6/7/2018	15	26	49	0.84	44		
6/8/2018						90	37
10/16/2018							
10/18/2018						100	
12/13/2018							
12/14/2018	16		46		37		
12/17/2018		28		0.94			42
3/28/2019							
3/29/2019							
4/1/2019	17				39		
4/2/2019		26	46	0.92		89	38
9/12/2019							
9/13/2019							

Prediction Limit

Constituent: Calcium, total (mg/L) Analysis Run 5/2/2024 9:29 AM View: Appendix III - Interwell

Plant Scherer Data: Scherer AP

	SGWC-13	SGWC-22	SGWC-17	SGWC-16	SGWC-14	SGWC-18	SGWC-19
9/16/2019							
9/17/2019	17		51	1	38	87	44
9/18/2019		27					
3/17/2020							
3/18/2020							
3/23/2020							46
3/24/2020		31	58				
3/25/2020							
3/26/2020						81	
3/27/2020	18			1.5	41		
9/14/2020	19						
9/15/2020		28	54	1.1	40	74	47
3/30/2021						68	50
3/31/2021		30					
4/1/2021			57	1.2			
4/6/2021					42		
4/7/2021	19						
8/17/2021							
8/18/2021		30	55			55	
8/19/2021	20			1.1	40		45
8/20/2021							
2/9/2022							
2/10/2022		27		1.2		55	
2/11/2022	19		58				46
2/14/2022					41		
8/17/2022							
8/18/2022	21						
8/19/2022					39		
8/22/2022		28					42
8/23/2022						52	
8/31/2022			58	1.2			
2/21/2023							
2/22/2023			56			41	38
2/23/2023	20	34		1.3	37		
8/1/2023							
8/2/2023	22						
8/7/2023		30	62			39	41
8/8/2023				1.5	39		
2/20/2024							42
2/21/2024		28					
2/23/2024	25						
2/26/2024			68	1.7			
2/27/2024					45	41	

Prediction Limit

Constituent: Chloride, Total (mg/L) Analysis Run 5/2/2024 9:29 AM View: Appendix III - Interwell

Plant Scherer Data: Scherer AP

	SGWA-1 (bg)	SGWA-3 (bg)	SGWA-24 (bg)	SGWA-2 (bg)	SGWA-5 (bg)	SGWA-25 (bg)	SGWC-6	SGWC-11	SGWA-4 (bg)
5/10/2016	1.9	3.45	1.94	1.51	1.98	2.77			
5/11/2016							2.44	8.87	1.93
5/12/2016									
5/13/2016									
6/23/2016	2.2		2.2	1.8	2.1				
6/24/2016		3.5							1.8
6/27/2016						2.9	2.5		
6/28/2016								8.3	
6/29/2016									
6/30/2016									
8/16/2016	2.1	3.4	2	1.5	1.8				
8/17/2016						2.4	2.4	8.6	1.4
8/18/2016									
8/19/2016									
8/22/2016									
10/13/2016	2		1.9						
10/14/2016		3.1		1.4	1.8	2.1			
10/17/2016							2.3	7.9	1.2
10/18/2016									
10/19/2016									
12/5/2016			1.9						
12/6/2016	2.2	3		1.5	1.8	1.7	2.3	7.9	1.3
12/7/2016									
12/8/2016									
2/14/2017	2	2.4	1.9	1.5	1.8	1.5	1.9		1.3
2/15/2017								7.2	
2/16/2017									
4/10/2017			1.8						
4/11/2017	1.8	2.5		1.3	1.7	1.7			1.2
4/12/2017							1.6	7.5	
4/13/2017									
6/26/2017	1.9	2.6	1.9	1.4	1.7				1.2
6/27/2017						2.2	1.6	7.8	
6/28/2017									
10/10/2017	1.8		1.8	1.3					
10/11/2017		2.4			1.6	1.7	1.6	7.4	1.1
10/12/2017									
6/5/2018	1.7		1.9	1.3	1.6	2			
6/6/2018		2					1.3	7.5	1.1
6/7/2018									
6/8/2018									
10/16/2018								7.8	
10/18/2018									
12/13/2018	1.7	2	2	1.3	1.7	1.9			1.2
12/14/2018							1.8		
12/17/2018									
3/28/2019		2			1.7	2.2			1.2
3/29/2019	1.5		1.8	1.2					
4/1/2019								7.4	
4/2/2019							2		
9/12/2019					1.5				
9/13/2019			1.7						

Prediction Limit

Constituent: Chloride, Total (mg/L) Analysis Run 5/2/2024 9:29 AM View: Appendix III - Interwell

Plant Scherer Data: Scherer AP

	SGWA-1 (bg)	SGWA-3 (bg)	SGWA-24 (bg)	SGWA-2 (bg)	SGWA-5 (bg)	SGWA-25 (bg)	SGWC-6	SGWC-11	SGWA-4 (bg)
9/16/2019	1.8	2.2		1.3		1.9	1.9	7.9	1.2
9/17/2019									
9/18/2019									
3/17/2020		2.1		1.6	1.9	2.4			
3/18/2020	2		2.4						1.5
3/23/2020									
3/24/2020									
3/25/2020							2.3	9	
3/26/2020									
3/27/2020									
9/14/2020	2.1	2.5	2.5	1.5	1.9	2.7	2.8	8.9	1.5
9/15/2020									
3/30/2021	2.3		2.5	1.6					
3/31/2021		2.3			2.1				1.6
4/1/2021							2.4		
4/6/2021									
4/7/2021						2.3		8.8	
8/17/2021	1.9			1.6		2.6			1.6
8/18/2021		2.4	2.7		2.2		2.5		
8/19/2021								9.9	
8/20/2021									
2/9/2022	2	2.3		1.5	1.9	1.8	2.6		1.5
2/10/2022			2.4					8.8	
2/11/2022									
2/14/2022									
8/17/2022	2			1.5					
8/18/2022		2.4	3.1		2.1	1.9		9.9	1.6
8/19/2022							2.6		
8/22/2022									
8/23/2022									
8/31/2022									
2/21/2023	2	2.3			2				
2/22/2023				1.5			2.3	9.9	1.6
2/23/2023			3.3			1.9			
8/1/2023	2			1.4	1.9		2.2		
8/2/2023								10	
8/7/2023		2.2							1.2
8/8/2023			3			1.6			
2/20/2024	2.3			1.8			2.6		1.5
2/21/2024		2.6	3.6		2.3				
2/23/2024								12	
2/26/2024									
2/27/2024						2			

Prediction Limit

Constituent: Chloride, Total (mg/L) Analysis Run 5/2/2024 9:29 AM View: Appendix III - Interwell

Plant Scherer Data: Scherer AP

	SGWC-9	SGWC-12	SGWC-10	SGWC-8	SGWC-7	SGWC-15	SGWC-23	SGWC-20	SGWC-21
5/10/2016									
5/11/2016	9.29	9.04	9.53	12.6	9.65				
5/12/2016						9.47	9.63	10.8	7.93
5/13/2016									
6/23/2016									
6/24/2016									
6/27/2016				13	6.7				
6/28/2016		8.8	9.1			9.8			
6/29/2016	9						8.8	11	7.7
6/30/2016									
8/16/2016									
8/17/2016			9.4	14	6.4				
8/18/2016		9.3				10			
8/19/2016							9.6		
8/22/2016	9.7							11	7.9
10/13/2016									
10/14/2016									
10/17/2016		8.3	8.9	12					
10/18/2016	9.4				5.9	9.4	9.6	10	7.1
10/19/2016									
12/5/2016									
12/6/2016		8.9	8.9	12	5.9				
12/7/2016	11					9.8	9.7		7.7
12/8/2016								9.7	
2/14/2017				12	5.8				
2/15/2017		8.7	9			9.8	10		
2/16/2017	9.5							9.8	7.4
4/10/2017									
4/11/2017									
4/12/2017		8.6	8.5	11	5.6	9.2			
4/13/2017	8.7						9	10	7.4
6/26/2017									
6/27/2017	9.9	9.3	9.1	12	5.7	9.5			
6/28/2017							9.6	12	8.1
10/10/2017									
10/11/2017		8.8			5				
10/12/2017	11		8.5	11		9.2	9.3	11	8.1
6/5/2018									
6/6/2018	12	8.8	8.6	11	4.6				
6/7/2018						9.3	10	9.9	8.6
6/8/2018									
10/16/2018						10			
10/18/2018								11	
12/13/2018									
12/14/2018		9.1		11	4.2				
12/17/2018	13		8.6				9.9		9.3
3/28/2019									
3/29/2019									
4/1/2019	13	9	7.8	10	4.6	9.2			
4/2/2019							8.9	11	9.3
9/12/2019									
9/13/2019									

Prediction Limit

Constituent: Chloride, Total (mg/L) Analysis Run 5/2/2024 9:29 AM View: Appendix III - Interwell

Plant Scherer Data: Scherer AP

	SGWC-9	SGWC-12	SGWC-10	SGWC-8	SGWC-7	SGWC-15	SGWC-23	SGWC-20	SGWC-21
9/16/2019	14	9.3							
9/17/2019			9.7	12	3.8	10		11	10
9/18/2019							9.7		
3/17/2020									
3/18/2020									
3/23/2020								10	11
3/24/2020							9.1		
3/25/2020	15		8.8	10					
3/26/2020		9.4			5.1				
3/27/2020						10			
9/14/2020	19	10	10	14	5.8				
9/15/2020						10	10	11	12
3/30/2021								9.9	13
3/31/2021	16		9.2			11	11		
4/1/2021				12	6				
4/6/2021									
4/7/2021		9							
8/17/2021									
8/18/2021				14	5		11		13
8/19/2021	18		9.3			11		10	
8/20/2021		9.9							
2/9/2022					4				
2/10/2022	15	10		12			12		
2/11/2022			11			12		9.6	11
2/14/2022									
8/17/2022									
8/18/2022	17	9.5		13	3.5				
8/19/2022			9.2			11			
8/22/2022							12	9.4	10
8/23/2022									
8/31/2022									
2/21/2023									
2/22/2023	18		9	18	3.6			8.8	
2/23/2023		9.6				11	12		8.9
8/1/2023									
8/2/2023									
8/7/2023	15	9.5	9.1			12		9.3	
8/8/2023				24	3.4		12		7.7
2/20/2024									
2/21/2024	19			27	3.9		14		
2/23/2024		10	10						
2/26/2024						15		11	
2/27/2024									7.9

Prediction Limit

Constituent: Chloride, Total (mg/L) Analysis Run 5/2/2024 9:29 AM View: Appendix III - Interwell

Plant Scherer Data: Scherer AP

	SGWC-13	SGWC-22	SGWC-17	SGWC-16	SGWC-14	SGWC-18	SGWC-19
5/10/2016							
5/11/2016							
5/12/2016	6.29	10.6	9.11	8.56	11.1		
5/13/2016						4.87	8.16
6/23/2016							
6/24/2016							
6/27/2016							
6/28/2016	5.4			7.8	10		
6/29/2016		9.7	8.3				7.6
6/30/2016						4.7	
8/16/2016							
8/17/2016							
8/18/2016	5.8		8.8	8.5	11		
8/19/2016		11					
8/22/2016						5	8.2
10/13/2016							
10/14/2016							
10/17/2016	5.4				11		
10/18/2016		10		8			7.7
10/19/2016			8.3			5.1	
12/5/2016							
12/6/2016	5.6						
12/7/2016		10	8.4	8	11	5.6	
12/8/2016							7.8
2/14/2017							
2/15/2017	5.4		8.1		11		
2/16/2017		9.8		7.7		7.4	7.4
4/10/2017							
4/11/2017							
4/12/2017	5.6				10		
4/13/2017		9.6	7.9	7.5		8.9	7.5
6/26/2017							
6/27/2017	5.9		8.3	8	11		
6/28/2017		10				10	7.9
10/10/2017							
10/11/2017	5.7				10		
10/12/2017		9.7	8	7.6		7.4	7.4
6/5/2018							
6/6/2018							
6/7/2018	6.2	10	8	7.7	10		
6/8/2018						9	7.2
10/16/2018							
10/18/2018						16	
12/13/2018							
12/14/2018	7.5		8.1		10		
12/17/2018		10		8.1			7.3
3/28/2019							
3/29/2019							
4/1/2019	7.7				9.9		
4/2/2019		10	8.2	8.2		15	7.3
9/12/2019							
9/13/2019							

Prediction Limit

Constituent: Chloride, Total (mg/L) Analysis Run 5/2/2024 9:29 AM View: Appendix III - Interwell

Plant Scherer Data: Scherer AP

	SGWC-13	SGWC-22	SGWC-17	SGWC-16	SGWC-14	SGWC-18	SGWC-19
9/16/2019							
9/17/2019	8.4		8.3	8.4	11	13	7.4
9/18/2019		10					
3/17/2020							
3/18/2020							
3/23/2020							7.7
3/24/2020		10	7.8				
3/25/2020							
3/26/2020						12	
3/27/2020	9			8.5	11		
9/14/2020	11						
9/15/2020		11	8.4	8.6	11	11	7.7
3/30/2021						11	8.3
3/31/2021		11					
4/1/2021			9.2	9.2			
4/6/2021					11		
4/7/2021	10						
8/17/2021							
8/18/2021		11	8.9			15	
8/19/2021	12			9.5	11		9.4
8/20/2021							
2/9/2022							
2/10/2022		10		9.8		19	
2/11/2022	12		8.4				10
2/14/2022					14		
8/17/2022							
8/18/2022	12						
8/19/2022					13		
8/22/2022		11					9.6
8/23/2022						16	
8/31/2022			8	9.6			
2/21/2023							
2/22/2023			8.1			13	10
2/23/2023	11	11		9.8	12		
8/1/2023							
8/2/2023	13						
8/7/2023		11	7.8			10	9.9
8/8/2023				9.9	14		
2/20/2024							12
2/21/2024		12					
2/23/2024	15						
2/26/2024			9.2	11			
2/27/2024					15	9.7 (J)	

Prediction Limit

Constituent: Fluoride, total (mg/L) Analysis Run 5/2/2024 9:29 AM View: Appendix III - Interwell

Plant Scherer Data: Scherer AP

	SGWA-1 (bg)	SGWA-24 (bg)	SGWA-25 (bg)	SGWA-3 (bg)	SGWA-5 (bg)	SGWA-2 (bg)	SGWC-11	SGWC-10	SGWC-9
5/10/2016	<0.2	0.0648 (J)	0.041 (J)	0.0192 (J)	0.0188 (J)	0.0537 (J)			
5/11/2016							0.033 (J)	0.019 (J)	0.076 (J)
5/12/2016									
5/13/2016									
6/23/2016	<0.2	0.05 (J)			<0.2	0.03 (J)			
6/24/2016				0.02 (J)					
6/27/2016			0.03 (J)						
6/28/2016							0.08 (J)	<0.2	
6/29/2016									0.13 (J)
6/30/2016									
8/16/2016	<0.2	<0.2		<0.2	<0.2	<0.2			
8/17/2016			<0.2				<0.2	<0.2	
8/18/2016									
8/19/2016									
8/22/2016									<0.2
10/13/2016	<0.2	<0.2							
10/14/2016			<0.2	<0.2	<0.2	<0.2			
10/17/2016							<0.2	<0.2	
10/18/2016									<0.2
10/19/2016									
12/5/2016		<0.2							
12/6/2016	<0.2		<0.2	<0.2	<0.2	<0.2	<0.2	<0.2	
12/7/2016									<0.2
12/8/2016									
2/14/2017	<0.2	<0.2	<0.2	<0.2	<0.2	<0.2			
2/15/2017							<0.2	<0.2	
2/16/2017									0.097 (J)
4/10/2017		<0.2							
4/11/2017	<0.2		<0.2	<0.2	<0.2	<0.2			
4/12/2017							<0.2	<0.2	
4/13/2017									<0.2
6/26/2017	<0.2	<0.2		<0.2	<0.2	<0.2			
6/27/2017			<0.2				<0.2	<0.2	<0.2
6/28/2017									
10/10/2017	<0.2	<0.2				<0.2			
10/11/2017			<0.2	<0.2	<0.2		<0.2		
10/12/2017								<0.2	<0.2
3/26/2018	<0.2	<0.2		<0.2		<0.2			
3/27/2018			<0.2		<0.2		<0.2	<0.2	
3/28/2018									<0.2
6/5/2018	<0.2	<0.2	<0.2		<0.2	<0.2			
6/6/2018				<0.2			<0.2	<0.2	<0.2
6/7/2018									
6/8/2018									
10/5/2018	<0.2	<0.2		<0.2		<0.2			
10/8/2018			<0.2		<0.2				
10/9/2018								<0.2	<0.2
10/16/2018							<0.2		
10/18/2018									
2/18/2019	<0.2					0.05 (J)			
2/19/2019		0.06 (J)	0.044 (J)	<0.2	<0.2				
2/20/2019							<0.2	<0.2	0.074 (J)

ND substitution: RL or RL/2 if <15% NDs.

Prediction Limit

Constituent: Fluoride, total (mg/L) Analysis Run 5/2/2024 9:29 AM View: Appendix III - Interwell

Plant Scherer Data: Scherer AP

	SGWA-1 (bg)	SGWA-24 (bg)	SGWA-25 (bg)	SGWA-3 (bg)	SGWA-5 (bg)	SGWA-2 (bg)	SGWC-11	SGWC-10	SGWC-9
3/28/2019			0.037 (J)	0.026 (J)	<0.2				
3/29/2019	<0.2	0.056 (J)				0.053 (J)			
4/1/2019							<0.2	<0.2	0.041 (J)
4/2/2019									
9/12/2019					<0.2				
9/13/2019		0.049 (J)							
9/16/2019	<0.2		0.04 (J)	0.026 (J)		0.054 (J)	<0.2		0.057 (J)
9/17/2019								<0.2	
9/18/2019									
2/13/2020	<0.2	0.066 (J)				0.051 (J)			
2/17/2020			0.041 (J)		<0.2				
2/18/2020				<0.2			<0.2		
2/19/2020								<0.2	0.061 (J)
2/20/2020									
3/17/2020			0.041 (J)	0.029 (J)	0.03 (J)	0.038 (J)			
3/18/2020	<0.2	0.078 (J)							
3/23/2020									
3/24/2020									
3/25/2020							0.058 (J)	0.031 (J)	0.079 (J)
3/26/2020									
3/27/2020									
9/14/2020	<0.2	0.038 (J)	0.028 (J)	<0.2	<0.2	0.033 (J)	<0.2	<0.2	0.037 (J)
9/15/2020									
2/9/2021	<0.2	0.059 (J)	0.037 (J)	<0.2	<0.2	0.055 (J)	<0.2	<0.2	0.05 (J)
2/10/2021									
3/30/2021	<0.2	0.052 (J)				0.048 (J)			
3/31/2021				<0.2	<0.2			0.047 (J)	0.073 (J)
4/1/2021									
4/6/2021									
4/7/2021			0.054 (J)				<0.2		
8/17/2021	0.052 (J)		0.079 (J)			0.096 (J)			
8/18/2021		0.16		0.066 (J)	0.07 (J)				
8/19/2021							<0.2	<0.2	0.078 (J)
8/20/2021									
2/9/2022	0.034 (J)		0.069 (J)	0.049 (J)	0.044 (J)	0.11			
2/10/2022		0.061 (J)					<0.2		0.098 (J)
2/11/2022								0.03 (J)	
2/14/2022									
8/17/2022	0.088 (J)					0.076 (J)			
8/18/2022		0.051 (J)	0.044 (J)	0.034 (J)	0.036 (J)		0.034 (J)		0.51
8/19/2022								<0.2	
8/22/2022									
8/23/2022									
8/31/2022									
2/21/2023	0.048 (J)			0.041 (J)	0.039 (J)				
2/22/2023						0.07 (J)	0.063 (J)	0.045 (J)	0.076 (J)
2/23/2023		0.074 (J)	0.075 (J)						
8/1/2023	<0.2				<0.2	0.077 (J)			
8/2/2023							<0.2		
8/7/2023				<0.2				<0.2	0.11
8/8/2023		0.077 (J)	0.048 (J)						
2/20/2024	<0.2					<0.2			

ND substitution: RL or RL/2 if <15% NDs.

Prediction Limit

Constituent: Fluoride, total (mg/L) Analysis Run 5/2/2024 9:29 AM View: Appendix III - Interwell

Plant Scherer Data: Scherer AP

	SGWA-1 (bg)	SGWA-24 (bg)	SGWA-25 (bg)	SGWA-3 (bg)	SGWA-5 (bg)	SGWA-2 (bg)	SGWC-11	SGWC-10	SGWC-9
2/21/2024		<0.2		<0.2	<0.2				<0.2
2/23/2024							<0.2	<0.2	
2/26/2024									
2/27/2024			<0.2						

ND substitution: RL or RL/2 if <15% NDs.

Prediction Limit

Constituent: Fluoride, total (mg/L) Analysis Run 5/2/2024 9:29 AM View: Appendix III - Interwell

Plant Scherer Data: Scherer AP

	SGWA-4 (bg)	SGWC-6	SGWC-7	SGWC-8	SGWC-12	SGWC-20	SGWC-21	SGWC-13	SGWC-23
5/10/2016									
5/11/2016	0.108 (J)	0.133 (J)	0.245 (J)	0.362	0.11 (J)				
5/12/2016						0.259 (J)	0.079 (J)	0.042 (J)	0.0341 (J)
5/13/2016									
6/23/2016									
6/24/2016	0.08 (J)								
6/27/2016		0.21 (J)	0.23 (J)	0.45					
6/28/2016					0.18 (J)			0.15 (J)	
6/29/2016						0.45	0.15 (J)		0.04 (J)
6/30/2016									
8/16/2016									
8/17/2016	<0.2	0.14 (J)	0.22	0.54					
8/18/2016					0.12 (J)			<0.2	
8/19/2016									<0.2
8/22/2016						0.33	0.083 (J)		
10/13/2016									
10/14/2016									
10/17/2016	<0.2	0.11 (J)		0.51	0.082 (J)			<0.2	
10/18/2016			0.24			0.26	<0.2		<0.2
10/19/2016									
12/5/2016									
12/6/2016	0.091 (J)	0.14 (J)	0.26	0.58	0.11 (J)			<0.2	
12/7/2016							<0.2		<0.2
12/8/2016						0.28			
2/14/2017	0.1 (J)	0.2	0.17 (J)	0.39					
2/15/2017					0.13 (J)			<0.2	0.092 (J)
2/16/2017						0.28	0.12 (J)		
4/10/2017									
4/11/2017	<0.2								
4/12/2017		0.089 (J)	0.2	0.41	0.088 (J)			<0.2	
4/13/2017						0.2	<0.2		<0.2
6/26/2017	<0.2								
6/27/2017		0.085 (J)	0.23	0.47	0.1 (J)			<0.2	
6/28/2017						0.22	0.1 (J)		<0.2
10/10/2017									
10/11/2017	<0.2	0.089 (J)	0.21		<0.2			<0.2	
10/12/2017				0.47		0.18 (J)	<0.2		<0.2
3/26/2018									
3/27/2018	<0.2	<0.2	0.19 (J)	0.4	<0.2			<0.2	<0.2
3/28/2018						0.19 (J)	<0.2		
6/5/2018									
6/6/2018	<0.2	<0.2	0.2	0.4	<0.2				
6/7/2018						0.21	<0.2	<0.2	<0.2
6/8/2018									
10/5/2018									
10/8/2018	<0.2	<0.2			<0.2		<0.2	<0.2	<0.2
10/9/2018			0.2	0.47					
10/16/2018									
10/18/2018						0.23			
2/18/2019	0.066 (J)								
2/19/2019									0.055 (J)
2/20/2019		0.092 (J)	0.2	0.32	0.052 (J)	0.2	0.051 (J)	<0.2	

ND substitution: RL or RL/2 if <15% NDs.

Prediction Limit

Constituent: Fluoride, total (mg/L) Analysis Run 5/2/2024 9:29 AM View: Appendix III - Interwell

Plant Scherer Data: Scherer AP

	SGWA-4 (bg)	SGWC-6	SGWC-7	SGWC-8	SGWC-12	SGWC-20	SGWC-21	SGWC-13	SGWC-23
3/28/2019	0.052 (J)								
3/29/2019									
4/1/2019			0.12 (J)	0.21	0.048 (J)			<0.2	
4/2/2019		0.1 (J)				0.15 (J)	0.066 (J)		0.036 (J)
9/12/2019									
9/13/2019									
9/16/2019	0.055 (J)	0.099 (J)			0.065 (J)				
9/17/2019			0.2	0.47		0.14	0.077 (J)	0.04 (J)	
9/18/2019									0.044 (J)
2/13/2020									
2/17/2020									
2/18/2020	0.068 (J)	0.11	0.2	0.38		0.16	0.073 (J)		0.082 (J)
2/19/2020					0.064 (J)			0.027 (J)	
2/20/2020									
3/17/2020									
3/18/2020	<0.2								
3/23/2020						0.25	0.11		
3/24/2020									0.081 (J)
3/25/2020		0.13		0.31					
3/26/2020			0.14		0.081 (J)				
3/27/2020								0.045 (J)	
9/14/2020	0.035 (J)	0.076 (J)	0.11	0.29	0.042 (J)			<0.2	
9/15/2020						0.15	0.061 (J)		0.052 (J)
2/9/2021	0.059 (J)	0.12	0.22	0.37	0.074 (J)			<0.2	
2/10/2021						0.19	0.049 (J)		0.046 (J)
3/30/2021						0.18	0.074 (J)		
3/31/2021	0.051 (J)								0.046 (J)
4/1/2021		0.14	0.25	0.38					
4/6/2021									
4/7/2021					0.066 (J)			0.053 (J)	
8/17/2021	0.093 (J)								
8/18/2021		0.19	0.31	0.48			0.12		0.11
8/19/2021						0.17		<0.2	
8/20/2021					0.082 (J)				
2/9/2022	0.083 (J)	0.19	0.27						
2/10/2022				0.44	0.06 (J)				0.066 (J)
2/11/2022						0.14	0.092 (J)	0.045 (J)	
2/14/2022									
8/17/2022									
8/18/2022	0.056 (J)		0.14	0.54	0.052 (J)			0.038 (J)	
8/19/2022		0.12							
8/22/2022						0.22	0.09 (J)		0.052 (J)
8/23/2022									
8/31/2022									
2/21/2023									
2/22/2023	0.6 (o)	0.11	0.16	0.52		0.13			
2/23/2023					0.089 (J)		0.087 (J)	0.077 (J)	0.089 (J)
8/1/2023		0.13							
8/2/2023								<0.2	
8/7/2023	0.07 (J)				0.078 (J)	0.18			
8/8/2023			0.21	0.78			0.097 (J)		0.077 (J)
2/20/2024	<0.2	<0.2							

ND substitution: RL or RL/2 if <15% NDs.

Prediction Limit

Constituent: Fluoride, total (mg/L) Analysis Run 5/2/2024 9:29 AM View: Appendix III - Interwell

Plant Scherer Data: Scherer AP

	SGWA-4 (bg)	SGWC-6	SGWC-7	SGWC-8	SGWC-12	SGWC-20	SGWC-21	SGWC-13	SGWC-23
2/21/2024			<0.2	1.1 (J)					<0.2
2/23/2024					<0.2			<0.2	
2/26/2024						<0.2			
2/27/2024							<0.2		

ND substitution: RL or RL/2 if <15% NDs.

Prediction Limit

Constituent: Fluoride, total (mg/L) Analysis Run 5/2/2024 9:29 AM View: Appendix III - Interwell

Plant Scherer Data: Scherer AP

	SGWC-14	SGWC-17	SGWC-15	SGWC-22	SGWC-16	SGWC-19	SGWC-18
5/10/2016							
5/11/2016							
5/12/2016	0.031 (J)	0.066 (J)	0.1071 (J)	0.029 (J)	0.011 (J)		
5/13/2016						0.0126 (J)	0.0343 (J)
6/23/2016							
6/24/2016							
6/27/2016							
6/28/2016	0.03 (J)		0.26 (J)		0.09 (J)		
6/29/2016		0.17 (J)		0.04 (J)		0.18 (J)	
6/30/2016							0.18 (J)
8/16/2016							
8/17/2016							
8/18/2016	<0.2	<0.2	0.14 (J)		<0.2		
8/19/2016				<0.2			
8/22/2016						<0.2	<0.2
10/13/2016							
10/14/2016							
10/17/2016	<0.2						
10/18/2016			0.12 (J)	<0.2	<0.2	<0.2	
10/19/2016		<0.2					<0.2
12/5/2016							
12/6/2016							
12/7/2016	<0.2	<0.2	0.13 (J)	<0.2	<0.2		<0.2
12/8/2016						<0.2	
2/14/2017							
2/15/2017	<0.2	0.089 (J)	0.12 (J)				
2/16/2017				0.1 (J)	<0.2	<0.2	<0.2
4/10/2017							
4/11/2017							
4/12/2017	<0.2		0.11 (J)				
4/13/2017		<0.2		<0.2	<0.2	<0.2	<0.2
6/26/2017							
6/27/2017	<0.2	<0.2	0.13 (J)		<0.2		
6/28/2017				<0.2		<0.2	<0.2
10/10/2017							
10/11/2017	<0.2						
10/12/2017		<0.2	0.13 (J)	<0.2	<0.2	<0.2	<0.2
3/26/2018							
3/27/2018	<0.2	<0.2	0.12 (J)		<0.2		
3/28/2018				<0.2		<0.2	<0.2
6/5/2018							
6/6/2018							
6/7/2018	<0.2	<0.2	0.14 (J)	<0.2	<0.2		
6/8/2018						<0.2	<0.2
10/5/2018							
10/8/2018	<0.2	<0.2		<0.2	<0.2		
10/9/2018						<0.2	
10/16/2018			0.14 (J)				
10/18/2018							<0.2
2/18/2019							
2/19/2019				<0.2			
2/20/2019	<0.2	0.034 (J)	0.33		<0.2	<0.2	<0.2

ND substitution: RL or RL/2 if <15% NDs.

Prediction Limit

Constituent: Fluoride, total (mg/L) Analysis Run 5/2/2024 9:29 AM View: Appendix III - Interwell

Plant Scherer Data: Scherer AP

	SGWC-14	SGWC-17	SGWC-15	SGWC-22	SGWC-16	SGWC-19	SGWC-18
3/28/2019							
3/29/2019							
4/1/2019	<0.2		0.072 (J)				
4/2/2019		0.045 (J)		<0.2	<0.2	<0.2	0.05 (J)
9/12/2019							
9/13/2019							
9/16/2019							
9/17/2019	0.028 (J)	0.047 (J)	0.1		<0.2	<0.2	0.034 (J)
9/18/2019				0.028 (J)			
2/13/2020							
2/17/2020							
2/18/2020				<0.2			
2/19/2020	0.026 (J)	0.046 (J)	0.13		<0.2	<0.2	
2/20/2020							<0.2
3/17/2020							
3/18/2020							
3/23/2020						0.057 (J)	
3/24/2020		0.058 (J)		<0.2			
3/25/2020							
3/26/2020							0.091 (J)
3/27/2020	0.041 (J)		0.13		0.027 (J)		
9/14/2020							
9/15/2020	0.04 (J)	0.052 (J)	0.15	<0.2	0.037 (J)	<0.2	<0.2
2/9/2021	<0.2		0.14		<0.2		
2/10/2021		0.03 (J)		<0.2		<0.2	<0.2
3/30/2021						<0.2	0.1 (J)
3/31/2021			0.12	<0.2			
4/1/2021		0.051 (J)			<0.2		
4/6/2021	<0.2						
4/7/2021							
8/17/2021							
8/18/2021		0.087 (J)		0.054 (J)			0.099 (J)
8/19/2021	<0.2		0.12		0.038 (J)	<0.2	
8/20/2021							
2/9/2022							
2/10/2022				<0.2	<0.2		0.039 (J)
2/11/2022		0.064 (J)	0.14			<0.2	
2/14/2022	0.035 (J)						
8/17/2022							
8/18/2022							
8/19/2022	<0.2		0.11				
8/22/2022				0.038 (J)		0.041 (J)	
8/23/2022							0.1 (J)
8/31/2022		0.058 (J)			0.058 (J)		
2/21/2023							
2/22/2023		0.06 (J)				0.046 (J)	0.061 (J)
2/23/2023	0.068 (J)		0.11	0.075 (J)	0.045 (J)		
8/1/2023							
8/2/2023							
8/7/2023		0.076 (J)	0.13	0.04 (J)		<0.2	0.043 (J)
8/8/2023	<0.2				<0.2		
2/20/2024						<0.2	

ND substitution: RL or RL/2 if <15% NDs.

Prediction Limit

Constituent: Fluoride, total (mg/L) Analysis Run 5/2/2024 9:29 AM View: Appendix III - Interwell

Plant Scherer Data: Scherer AP

	SGWC-14	SGWC-17	SGWC-15	SGWC-22	SGWC-16	SGWC-19	SGWC-18
2/21/2024				<0.2			
2/23/2024							
2/26/2024		<0.2	<0.2		<0.2		
2/27/2024	<0.2						<0.2

ND substitution: RL or RL/2 if <15% NDs.

Prediction Limit

Constituent: pH (S.U.) Analysis Run 5/2/2024 9:29 AM View: Appendix III - Interwell

Plant Scherer Data: Scherer AP

	SGWA-1 (bg)	SGWA-24 (bg)	SGWA-25 (bg)	SGWA-3 (bg)	SGWA-5 (bg)	SGWA-2 (bg)	SGWC-12	SGWC-11	SGWC-9
5/10/2016	5.51	6.34	6.14	5.75	5.84	6.83			
5/11/2016							6.28	5.84	6.24
5/12/2016									
5/13/2016									
8/16/2016	5.42	6.35		5.72	5.64	6.73			
8/17/2016			6.1					5.71	
8/18/2016							6.23		
8/19/2016									
8/22/2016									6.15
10/13/2016	5.52	6.34							
10/14/2016			6.14	5.71	5.59	6.47			
10/17/2016							6.27	5.69	
10/18/2016									6.11
10/19/2016									
12/5/2016		6.32							
12/6/2016	5.33		6.19	5.68	5.46	6.74	6.28	5.58	
12/7/2016									6.14
12/8/2016									
2/14/2017	5.29	6.33	6.34	5.57	5.29	6.85			
2/15/2017							6.21	5.54	
2/16/2017									5.95
4/10/2017		6.31							
4/11/2017	5.21		6.16	5.7	5.54	6.75			
4/12/2017							6.15	5.47	
4/13/2017									6.09
6/26/2017	5.25	6.35		5.68	5.54	6.82			
6/27/2017			6.08				6.23	5.47	6.09
6/28/2017									
10/10/2017	5.49	6.37				6.87			
10/11/2017			6.16	5.63	5.43		6.26	5.58	
10/12/2017									6.16
3/26/2018	5.39	6.32		5.89		6.77			
3/27/2018			6.12		5.52		6.32	5.65	
3/28/2018									6.3
6/5/2018	5.38	6.27	6.06		5.59	6.73			
6/6/2018				5.62			6.1	5.32	6.12
6/7/2018									
6/8/2018									
10/5/2018	5.46	6.37		5.76	5.7	6.81			
10/8/2018			6.16				6.16		
10/9/2018									6.06
10/16/2018								5.34	
10/18/2018									
3/28/2019			6.15	5.88	5.67				
3/29/2019	5.22	6.31				6.81			
4/1/2019							6.14	5.24	6.11
4/2/2019									
9/12/2019					5.59				
9/13/2019		6.36							
9/16/2019	5.22		6.05	5.8		6.82	6.18	5.32	6.11
9/17/2019									
9/18/2019									

Prediction Limit

Constituent: pH (S.U.) Analysis Run 5/2/2024 9:29 AM View: Appendix III - Interwell

Plant Scherer Data: Scherer AP

	SGWA-1 (bg)	SGWA-24 (bg)	SGWA-25 (bg)	SGWA-3 (bg)	SGWA-5 (bg)	SGWA-2 (bg)	SGWC-12	SGWC-11	SGWC-9
2/13/2020	5.09	6.24				6.59			
2/17/2020			6.1		5.73				
2/18/2020				5.76				5.09	
2/19/2020							6.07		6.03
2/20/2020									
3/17/2020			6.02	5.87	5.62	6.83			
3/18/2020	5.37	6.4							
3/23/2020									
3/24/2020									
3/25/2020								5.16	6.01
3/26/2020							6.1		
3/27/2020									
5/19/2020	5.37	6.37	6.03	5.8	5.61	6.8			
9/14/2020	5.11	6.52	5.98	5.84	5.82	6.73	6.11	5.14	6.33
9/15/2020									
2/9/2021	5.25	6.4	6.06	5.8	5.53	6.75	6.13	5.24	6.21
2/10/2021									
3/30/2021	5.28	6.27				6.73			
3/31/2021				5.72	5.5				6.2
4/1/2021									
4/6/2021									
4/7/2021			6.12				6.44	5.18	
8/17/2021	5.26		6.08			6.84			
8/18/2021		6.45		5.85	5.51				
8/19/2021								5.23	6.22
8/20/2021							6.13		
2/9/2022	5.28		6.17	5.84	5.56	7.01			
2/10/2022		6.38					6.19	5.11	6.25
2/11/2022									
2/14/2022									
8/17/2022	5.16					6.79			
8/18/2022		6.32	6.03	5.64	5.43		6.12	5.06	6.52
8/19/2022									
8/22/2022									
8/23/2022									
8/31/2022									
10/25/2022									
10/31/2022									
11/16/2022									
2/21/2023	5.28			5.82	5.6				
2/22/2023						6.85		5.1	6.14
2/23/2023		6.33	6.04				6.04		
8/1/2023	5.3				5.48	6.77			
8/2/2023								5.09	
8/7/2023				5.84			5.83		6.29
8/8/2023		6.35	6.06						
2/20/2024	5.44					6.99			
2/21/2024		6.31		5.96	5.63				6.17
2/23/2024							6.11	5.07	
2/26/2024									
2/27/2024			6.7						

Prediction Limit

Constituent: pH (S.U.) Analysis Run 5/2/2024 9:29 AM View: Appendix III - Interwell

Plant Scherer Data: Scherer AP

	SGWC-6	SGWA-4 (bg)	SGWC-7	SGWC-8	SGWC-10	SGWC-21	SGWC-22	SGWC-23	SGWC-20
5/10/2016									
5/11/2016	6.39	6.49	6.66	6.35	5.7				
5/12/2016						5.95	5.675 (D)	6.18	4.36
5/13/2016									
8/16/2016									
8/17/2016	6.28	6.42	6.55	6.45	5.55				
8/18/2016									
8/19/2016							5.65	5.84	
8/22/2016						5.96			4.37
10/13/2016									
10/14/2016									
10/17/2016	6.3	6.44		6.43	5.45				
10/18/2016			6.59			5.9	5.71	5.89	4.26
10/19/2016									
12/5/2016									
12/6/2016	6.3	6.48	6.51	6.48	5.49				
12/7/2016						6.03	5.71	5.87	
12/8/2016									4.28
2/14/2017	6.31	6.18	6.3	6.39					
2/15/2017					5.29			6.04	
2/16/2017						6.03	5.7		4.29
4/10/2017									
4/11/2017		6.49							
4/12/2017	6.23		6.43	6.35	5.39				
4/13/2017						5.93	5.7	5.85	4.24
6/26/2017		6.48							
6/27/2017	6.23		6.56	6.41					
6/28/2017						6	5.66	5.9	4.28
10/10/2017									
10/11/2017	6.09	6.42	6.4						
10/12/2017				6.41	5.3	6.09	5.73	6.07	4.32
3/26/2018									
3/27/2018	6.2	6.53	6.6	6.66	5.58			5.99	
3/28/2018						6.08	5.89		4.25
6/5/2018									
6/6/2018	5.99	6.7	6.56	6.42	5.43				
6/7/2018						6.1	5.66	5.97	4.26
6/8/2018									
10/5/2018									
10/8/2018	6.3	6.53				6.14	5.74	5.94	
10/9/2018			6.56	6.51	5.29				
10/16/2018									
10/18/2018									4.3
3/28/2019		6.53							
3/29/2019									
4/1/2019			6.57	6.41	5.46				
4/2/2019	6.25					6.09	5.65	5.87	4.33
9/12/2019									
9/13/2019									
9/16/2019	6.26	6.44							
9/17/2019			6.41	6.5	5.31	6.27			4.37
9/18/2019							5.66	5.97	

Prediction Limit

Constituent: pH (S.U.) Analysis Run 5/2/2024 9:29 AM View: Appendix III - Interwell

Plant Scherer Data: Scherer AP

	SGWC-6	SGWA-4 (bg)	SGWC-7	SGWC-8	SGWC-10	SGWC-21	SGWC-22	SGWC-23	SGWC-20
2/13/2020									
2/17/2020									
2/18/2020	6.32	6.38	6.35	6.39		6.06	5.59	5.95	4.3
2/19/2020					5.07				
2/20/2020									
3/17/2020									
3/18/2020		6.36							
3/23/2020						6.12			4.19
3/24/2020							5.62	6	
3/25/2020	6.31			6.35	5.26				
3/26/2020			6.52						
3/27/2020									
5/19/2020		6.38							
9/14/2020	6.29	6.4	6.31	6.56	5.51				
9/15/2020						6.1	5.65	5.89	4.3
2/9/2021	6.34	6.38	6.42	6.35	5.23				
2/10/2021						6.21	5.58	5.85	4.22
3/30/2021						6.17			4.32
3/31/2021		6.33			5.3		5.73	5.93	
4/1/2021	6.31		6.44	6.32					
4/6/2021									
4/7/2021									
8/17/2021		6.41							
8/18/2021	6.33		6.61	6.48		6.26	5.76	6.01	
8/19/2021					5.21				4.28
8/20/2021									
2/9/2022	6.33	6.38	6.77						
2/10/2022				6.47			5.78	6.13	
2/11/2022					5.13	6.31			4.27
2/14/2022									
8/17/2022									
8/18/2022		6.35	6.77	6.8					
8/19/2022	6.24				5.22				
8/22/2022						6.17	5.62	5.91	4.3
8/23/2022									
8/31/2022									
10/25/2022									
10/31/2022						6.29	5.72	6	4.32
11/16/2022									
2/21/2023									
2/22/2023	6.28	6.36	6.51	6.51	5.23				4.38
2/23/2023						6.19	5.72	6	
8/1/2023	6.21								
8/2/2023									
8/7/2023		6.39			5.2		5.7		4.29
8/8/2023			6.5	6.66		6.29		5.92	
2/20/2024	6.36	6.27							
2/21/2024			6.52	6.67			5.71	6.02	
2/23/2024					5.18				
2/26/2024									4.15
2/27/2024						6.29			

Prediction Limit

Constituent: pH (S.U.) Analysis Run 5/2/2024 9:29 AM View: Appendix III - Interwell

Plant Scherer Data: Scherer AP

	SGWC-14	SGWC-15	SGWC-16	SGWC-13	SGWC-17	SGWC-19	SGWC-18
5/10/2016							
5/11/2016							
5/12/2016	5.79	4.76	5.29	6.09	6.21		
5/13/2016						5.55	4.7
8/16/2016							
8/17/2016							
8/18/2016	5.75	4.73	5.3	6	6.24		
8/19/2016							
8/22/2016						5.5	4.68
10/13/2016							
10/14/2016							
10/17/2016	5.73			6.01			
10/18/2016		4.62	5.23			5.46	
10/19/2016					6.2		4.65
12/5/2016							
12/6/2016				5.98			
12/7/2016	5.75	4.63	5.31		6.19		4.69
12/8/2016						5.39	
2/14/2017							
2/15/2017	5.58	4.51		5.74	6.25		
2/16/2017			4.77			5.32	4.77
4/10/2017							
4/11/2017							
4/12/2017	5.85	4.67		6.01			
4/13/2017			5.28		6.21	5.47	4.79
6/26/2017							
6/27/2017	5.86	4.66	5.22	6.05	6.27		
6/28/2017						5.5	4.78
10/10/2017							
10/11/2017	5.98			6.14			
10/12/2017		4.76	5.43		6.33	5.57	4.86
3/26/2018							
3/27/2018	5.87	4.61	5.28	6.25	6.26		
3/28/2018						5.74	4.74
6/5/2018							
6/6/2018							
6/7/2018	5.81	4.62	5.26	5.93	6.21		
6/8/2018						5.52	4.69
10/5/2018							
10/8/2018	5.83		5.29	6.02	6.17		
10/9/2018						5.51	
10/16/2018		4.59					
10/18/2018							4.7
3/28/2019							
3/29/2019							
4/1/2019	5.89	4.72		6.06			
4/2/2019			5.27		6.26	5.5	4.72
9/12/2019							
9/13/2019							
9/16/2019							
9/17/2019	5.78	4.65	5.26	5.98	6.23	5.55	4.77
9/18/2019							

Prediction Limit

Constituent: pH (S.U.) Analysis Run 5/2/2024 9:29 AM View: Appendix III - Interwell

Plant Scherer Data: Scherer AP

	SGWC-14	SGWC-15	SGWC-16	SGWC-13	SGWC-17	SGWC-19	SGWC-18
2/13/2020							
2/17/2020							
2/18/2020							
2/19/2020	5.75	4.58	5.16	5.94	6.16	5.53	
2/20/2020							4.64
3/17/2020							
3/18/2020							
3/23/2020						5.51	
3/24/2020					6.21		
3/25/2020							
3/26/2020							4.74
3/27/2020	5.74	4.51	5.17	5.89			
5/19/2020							
9/14/2020				6			
9/15/2020	6.01	4.87	5.56		6.42	5.51	4.94
2/9/2021	5.85	4.26	5.22	5.98			
2/10/2021					6.23	5.55	4.8
3/30/2021						5.57	4.82
3/31/2021		4.77					
4/1/2021			5.24		6.25		
4/6/2021	5.84						
4/7/2021				6.07			
8/17/2021							
8/18/2021					6.26		4.83
8/19/2021	5.86	4.63	5.28	5.99		5.61	
8/20/2021							
2/9/2022							
2/10/2022			5.21				4.86
2/11/2022		4.59		6.02	6.39	5.65	
2/14/2022	5.77						
8/17/2022							
8/18/2022				5.78			
8/19/2022	5.62	4.61					
8/22/2022						5.54	
8/23/2022							4.8
8/31/2022			5.1		6.26		
10/25/2022			5.23		6.27		
10/31/2022						5.53	4.89
11/16/2022			5.17		6.23		
2/21/2023							
2/22/2023					6.23	5.53	5
2/23/2023	5.72	4.59	5.13	5.94			
8/1/2023							
8/2/2023				5.92			
8/7/2023		4.55			6.25	5.45	4.83
8/8/2023	5.73		5.15				
2/20/2024						5.61	
2/21/2024							
2/23/2024				6.03			
2/26/2024		4.6	5.13		6.28		
2/27/2024	5.84						4.62

Prediction Limit

Constituent: Sulfate, total (mg/L) Analysis Run 5/2/2024 9:29 AM View: Appendix III - Interwell

Plant Scherer Data: Scherer AP

	SGWA-1 (bg)	SGWA-3 (bg)	SGWA-24 (bg)	SGWA-2 (bg)	SGWA-5 (bg)	SGWA-25 (bg)	SGWC-6	SGWC-11	SGWA-4 (bg)
5/10/2016	0.6766 (J)	2.82	<1	0.4053 (J)	0.4716 (J)	0.686 (J)			
5/11/2016							0.866 (J)	6.31	3.75
5/12/2016									
5/13/2016									
6/23/2016	0.94 (J)		0.3 (J)	0.55 (J)	0.46 (J)				
6/24/2016		2.3							3
6/27/2016						0.61 (J)	0.86 (J)		
6/28/2016								3.7	
6/29/2016									
6/30/2016									
8/16/2016	1.2	1.5	<1	<1	<1				
8/17/2016						<1	<1	2.4	1.8
8/18/2016									
8/19/2016									
8/22/2016									
10/13/2016	2.9		<1						
10/14/2016		1.2		<1	<1	<1			
10/17/2016							<1	2.1	1.4
10/18/2016									
10/19/2016									
12/5/2016			<1						
12/6/2016	3.2	1.3		<1	<1	<1	<1	1.9	1.4
12/7/2016									
12/8/2016									
2/14/2017	0.76 (J)	1.9	<1	<1	<1	<1	1		1.1
2/15/2017								1.2	
2/16/2017									
4/10/2017			<1						
4/11/2017	<1	1.3		<1	<1	<1			1
4/12/2017							<1	1	
4/13/2017									
6/26/2017	0.74 (J)	1.5	<1	<1	<1				0.99 (J)
6/27/2017						<1	<1	1.2	
6/28/2017									
10/10/2017	0.76 (J)		<1	<1					
10/11/2017		0.98 (J)			<1	<1	<1	0.82 (J)	0.93 (J)
10/12/2017									
6/5/2018	<1		<1	<1	<1	<1			
6/6/2018		1.8					<1	0.89 (J)	0.89 (J)
6/7/2018									
6/8/2018									
10/16/2018								1.3	
10/18/2018									
12/13/2018	<1	1.4	<1	<1	<1	<1			0.76 (J)
12/14/2018							<1		
12/17/2018									
3/28/2019		1.9			<1	<1			1.2
3/29/2019	<1		<1	0.65 (J)					
4/1/2019								0.81 (J)	
4/2/2019							1.3		
9/12/2019					<1				
9/13/2019			<1						

ND substitution: RL or RL/2 if <15% NDs.

Prediction Limit

Constituent: Sulfate, total (mg/L) Analysis Run 5/2/2024 9:29 AM View: Appendix III - Interwell

Plant Scherer Data: Scherer AP

	SGWA-1 (bg)	SGWA-3 (bg)	SGWA-24 (bg)	SGWA-2 (bg)	SGWA-5 (bg)	SGWA-25 (bg)	SGWC-6	SGWC-11	SGWA-4 (bg)
9/16/2019	0.98 (J)	0.92 (J)		0.68 (J)		<1	0.53 (J)	0.72 (J)	1.1
9/17/2019									
9/18/2019									
3/17/2020		1.6		0.78 (J)	0.55 (J)	0.61 (J)			
3/18/2020	1.2		0.45 (J)						1.3
3/23/2020									
3/24/2020									
3/25/2020							0.58 (J)	0.58 (J)	
3/26/2020									
3/27/2020									
9/14/2020	0.58 (J)	0.82 (J)	<1	<1	<1	<1	0.46 (J)	0.59 (J)	0.96 (J)
9/15/2020									
3/30/2021	1.2		<1	<1					
3/31/2021		1.1			<1				1.1
4/1/2021							<1		
4/6/2021									
4/7/2021						<1		1.3	
8/17/2021	<1			<1		<1			1.1
8/18/2021		0.9 (J)	1		<1		<1		
8/19/2021								<1	
8/20/2021									
2/9/2022	1	1.3		1.2	<1	<1	0.88 (J)		1.1
2/10/2022			<1					<1	
2/11/2022									
2/14/2022									
8/17/2022	0.94 (J)			0.87 (J)					
8/18/2022		<1	<1		<1	<1		<1	<1
8/19/2022							<1		
8/22/2022									
8/23/2022									
8/31/2022									
2/21/2023	1.3	1.6			1.2				
2/22/2023				1.4			1.4	3.1	1.4
2/23/2023			1.6			1.3			
8/1/2023	0.48 (J)			0.48 (J)	<1		0.4 (J)		
8/2/2023								4.8	
8/7/2023		0.64 (J)							0.53 (J)
8/8/2023			<1			<1			
2/20/2024	0.88 (J)			0.9 (J)			1.5		<1
2/21/2024		0.69 (J)	<1		<1				
2/23/2024								8	
2/26/2024									
2/27/2024						0.55 (J)			

ND substitution: RL or RL/2 if <15% NDs.

Prediction Limit

Constituent: Sulfate, total (mg/L) Analysis Run 5/2/2024 9:29 AM View: Appendix III - Interwell

Plant Scherer Data: Scherer AP

	SGWC-9	SGWC-12	SGWC-10	SGWC-8	SGWC-7	SGWC-15	SGWC-23	SGWC-20	SGWC-21
5/10/2016									
5/11/2016	313	30.1	7.43	61.6	21.6				
5/12/2016						194	131	255	76.9
5/13/2016									
6/23/2016									
6/24/2016									
6/27/2016				64	17				
6/28/2016		25	6.3			200			
6/29/2016	280						120	270	78
6/30/2016									
8/16/2016									
8/17/2016			11	63	19				
8/18/2016		24				190			
8/19/2016							120		
8/22/2016	300							270	78
10/13/2016									
10/14/2016									
10/17/2016		23	4.4	64					
10/18/2016	280				17	190	130	240	70
10/19/2016									
12/5/2016									
12/6/2016		28	11	72	18				
12/7/2016	280					200	140		80
12/8/2016								240	
2/14/2017				73	21				
2/15/2017		33	1.3			190	120		
2/16/2017	300							230	77
4/10/2017									
4/11/2017									
4/12/2017		30	2.8	64	18	170			
4/13/2017	280						100	220	70
6/26/2017									
6/27/2017	340	33	8.2	77	19	200			
6/28/2017							120	240	82
10/10/2017									
10/11/2017		33			15				
10/12/2017	310		1.3	74		190	120	210	76
6/5/2018									
6/6/2018	320	41	2.9	74	14				
6/7/2018						190	100	210	79
6/8/2018									
10/16/2018						200			
10/18/2018								210	
12/13/2018									
12/14/2018		43		72	10				
12/17/2018	330		16				96		88
3/28/2019									
3/29/2019									
4/1/2019	310	48	21	67	16	190			
4/2/2019							95	220	92
9/12/2019									
9/13/2019									

Prediction Limit

Constituent: Sulfate, total (mg/L) Analysis Run 5/2/2024 9:29 AM View: Appendix III - Interwell

Plant Scherer Data: Scherer AP

	SGWC-9	SGWC-12	SGWC-10	SGWC-8	SGWC-7	SGWC-15	SGWC-23	SGWC-20	SGWC-21
9/16/2019	310	44							
9/17/2019			2.3	77	8.7	220		220	99
9/18/2019							95		
3/17/2020									
3/18/2020									
3/23/2020								220	120
3/24/2020							71		
3/25/2020	300		14	62					
3/26/2020		44			15				
3/27/2020						190			
9/14/2020	220	41	2.2	81	17				
9/15/2020						190	72	200	130
3/30/2021								220	140
3/31/2021	240		15			200	75		
4/1/2021				74	18				
4/6/2021									
4/7/2021		54							
8/17/2021									
8/18/2021				78	12		66		130
8/19/2021	160		2.2			200		230	
8/20/2021		60							
2/9/2022					7.1				
2/10/2022	190	41		80			73		
2/11/2022			2.1			200		230	120
2/14/2022									
8/17/2022									
8/18/2022	200	50		78	5.3				
8/19/2022			4.5			180			
8/22/2022							61	220	130
8/23/2022									
8/31/2022									
2/21/2023									
2/22/2023	200		18	52	6.7			230	
2/23/2023		57				190	64		120
8/1/2023									
8/2/2023									
8/7/2023	200	54	7.1			190		240	
8/8/2023				41	4.5		55		110
2/20/2024									
2/21/2024	200			44	5.2		64		
2/23/2024		61	9.1						
2/26/2024						210		280	
2/27/2024									130

Prediction Limit

Constituent: Sulfate, total (mg/L) Analysis Run 5/2/2024 9:29 AM View: Appendix III - Interwell

Plant Scherer Data: Scherer AP

	SGWC-13	SGWC-22	SGWC-17	SGWC-16	SGWC-14	SGWC-18	SGWC-19
5/10/2016							
5/11/2016							
5/12/2016	89.7	85.3	125	9.9	194		
5/13/2016						484	212
6/23/2016							
6/24/2016							
6/27/2016							
6/28/2016	76			11	200		
6/29/2016		84	120				220
6/30/2016						490	
8/16/2016							
8/17/2016							
8/18/2016	78		130	14	180		
8/19/2016		81					
8/22/2016						500	220
10/13/2016							
10/14/2016							
10/17/2016	73				190		
10/18/2016		83		15			210
10/19/2016			140			520	
12/5/2016							
12/6/2016	76						
12/7/2016		85	160	17	200	510	
12/8/2016							220
2/14/2017							
2/15/2017	73		160		190		
2/16/2017		83		17		450	210
4/10/2017							
4/11/2017							
4/12/2017	70				170		
4/13/2017		79	140	15		380	190
6/26/2017							
6/27/2017	78		160	19	200		
6/28/2017		90				390	220
10/10/2017							
10/11/2017	72				190		
10/12/2017		87	170	20		430	210
6/5/2018							
6/6/2018							
6/7/2018	69	94	170	25	190		
6/8/2018						870	220
10/16/2018							
10/18/2018						1200	
12/13/2018							
12/14/2018	74		180		190		
12/17/2018		99		28			270
3/28/2019							
3/29/2019							
4/1/2019	82				180		
4/2/2019		100	180	31		1100	240
9/12/2019							
9/13/2019							

Prediction Limit

Constituent: Sulfate, total (mg/L) Analysis Run 5/2/2024 9:29 AM View: Appendix III - Interwell

Plant Scherer Data: Scherer AP

	SGWC-13	SGWC-22	SGWC-17	SGWC-16	SGWC-14	SGWC-18	SGWC-19
9/16/2019							
9/17/2019	79		200	33	200	1100	260
9/18/2019		100					
3/17/2020							
3/18/2020							
3/23/2020							250
3/24/2020		100	190				
3/25/2020							
3/26/2020						1000	
3/27/2020	81			35	180		
9/14/2020	89						
9/15/2020		110	190	36	180	860	250
3/30/2021						960	270
3/31/2021		120					
4/1/2021			210	37			
4/6/2021					190		
4/7/2021	96						
8/17/2021							
8/18/2021		110	200			940	
8/19/2021	82			38	190		280
8/20/2021							
2/9/2022							
2/10/2022		100		45		890	
2/11/2022	94		190				260
2/14/2022					220		
8/17/2022							
8/18/2022	95						
8/19/2022					200		
8/22/2022		110					260
8/23/2022						910	
8/31/2022			220	49			
2/21/2023							
2/22/2023			230			790	260
2/23/2023	96	120		55	210		
8/1/2023							
8/2/2023	100						
8/7/2023		110	240			760	260
8/8/2023				59	210		
2/20/2024							310
2/21/2024		110					
2/23/2024	110						
2/26/2024			270	69			
2/27/2024					240	870	

Prediction Limit

Constituent: Total Dissolved Solids [TDS] (mg/L) Analysis Run 5/2/2024 9:29 AM View: Appendix III - Interwell

Plant Scherer Data: Scherer AP

	SGWA-1 (bg)	SGWA-3 (bg)	SGWA-24 (bg)	SGWA-2 (bg)	SGWA-5 (bg)	SGWA-25 (bg)	SGWC-6	SGWC-11	SGWA-4 (bg)
5/10/2016	44	59	110	96	64	100			
5/11/2016							104	80	91
5/12/2016									
5/13/2016									
6/23/2016	38		118	91	58				
6/24/2016		39							78
6/27/2016						117	112		
6/28/2016								134	
6/29/2016									
6/30/2016									
8/16/2016	22	38	110	100	52				
8/17/2016						86	86	42	100
8/18/2016									
8/19/2016									
8/22/2016									
10/13/2016	66		120						
10/14/2016		34		100	58	80			
10/17/2016							60	24	58
10/18/2016									
10/19/2016									
12/5/2016			110						
12/6/2016	54	70		110	72	110	90	70	98
12/7/2016									
12/8/2016									
2/14/2017	18	32	86	76	52	98	54		78
2/15/2017								34	
2/16/2017									
4/10/2017			120						
4/11/2017	50	64		120	78	110			110
4/12/2017							64	36	
4/13/2017									
6/26/2017	60	64	130	110	80				110
6/27/2017						18	40	8	
6/28/2017									
10/10/2017	36		110	100					
10/11/2017		42			64	94	82	56	120
10/12/2017									
6/5/2018	8		76	74	50	80			
6/6/2018		46					100	40	120
6/7/2018									
6/8/2018									
10/16/2018								100	
10/18/2018									
12/13/2018	16	4 (J)	100	110	58	4 (J)			94
12/14/2018							44		
12/17/2018									
3/28/2019		43			58	79			110
3/29/2019	<10		110	72					
4/1/2019								33	
4/2/2019							91		
9/12/2019					22				
9/13/2019			200						

ND substitution: RL or RL/2 if <15% NDs.

Prediction Limit

Constituent: Total Dissolved Solids [TDS] (mg/L) Analysis Run 5/2/2024 9:29 AM View: Appendix III - Interwell

Plant Scherer Data: Scherer AP

	SGWA-1 (bg)	SGWA-3 (bg)	SGWA-24 (bg)	SGWA-2 (bg)	SGWA-5 (bg)	SGWA-25 (bg)	SGWC-6	SGWC-11	SGWA-4 (bg)
9/16/2019	17	19		91		42	76	<10	57
9/17/2019									
9/18/2019									
3/17/2020		52		100	30	98			
3/18/2020	25		110						140
3/23/2020									
3/24/2020									
3/25/2020							94	38	
3/26/2020									
3/27/2020									
9/14/2020	20	55	95	93	36	71	99	39	110
9/15/2020									
3/30/2021	32		110	110					
3/31/2021		57			35				120
4/1/2021							83		
4/6/2021									
4/7/2021						95		40	
8/17/2021	27			110		97			130
8/18/2021		66	120		53		140		
8/19/2021								36	
8/20/2021									
2/9/2022	45	54		100	60	93	130		110
2/10/2022			130					39	
2/11/2022									
2/14/2022									
8/17/2022	82			130					
8/18/2022		64	170		94	88		54	140
8/19/2022							150		
8/22/2022									
8/23/2022									
11/16/2022									
2/21/2023	41	55			65				
2/22/2023				100			120	41	120
2/23/2023			130			90			
8/1/2023	61			110	80		100		
8/2/2023								52	
8/7/2023		59							130
8/8/2023			130			91			
2/20/2024	45			100			120		130
2/21/2024		54	140		78				
2/23/2024								55	
2/26/2024									
2/27/2024						96			

ND substitution: RL or RL/2 if <15% NDs.

Prediction Limit

Constituent: Total Dissolved Solids [TDS] (mg/L) Analysis Run 5/2/2024 9:29 AM View: Appendix III - Interwell

Plant Scherer Data: Scherer AP

	SGWC-9	SGWC-12	SGWC-10	SGWC-8	SGWC-7	SGWC-15	SGWC-23	SGWC-20	SGWC-21
5/10/2016									
5/11/2016	527	195	68	330	222				
5/12/2016						298	288	386	260
5/13/2016									
6/23/2016									
6/24/2016									
6/27/2016				423	275				
6/28/2016		200	41			337			
6/29/2016	562						272	436	311
6/30/2016									
8/16/2016									
8/17/2016			70	410	220				
8/18/2016		200				310			
8/19/2016							290		
8/22/2016	500							290	390
10/13/2016									
10/14/2016									
10/17/2016		160	6	370					
10/18/2016	490				210	320	270	200	300
10/19/2016									
12/5/2016									
12/6/2016		220	40	420	250				
12/7/2016	510					270	300		310
12/8/2016								370	
2/14/2017				370	210				
2/15/2017		200	18			310	260		
2/16/2017	520							350	310
4/10/2017									
4/11/2017									
4/12/2017		180	18	370	200	280			
4/13/2017	590						300	380	300
6/26/2017									
6/27/2017	550	200	50	380	180	290			
6/28/2017							250	320	290
10/10/2017									
10/11/2017		190			210				
10/12/2017	560		46	400		330	280	350	290
6/5/2018									
6/6/2018	590	260	38	410	210				
6/7/2018						310	220	320	260
6/8/2018									
10/16/2018						350			
10/18/2018								370	
12/13/2018									
12/14/2018		190		390	170				
12/17/2018	510		38				30		310
3/28/2019									
3/29/2019									
4/1/2019	580	200	82	370	200	330			
4/2/2019							250	370	300
9/12/2019									
9/13/2019									

Prediction Limit

Constituent: Total Dissolved Solids [TDS] (mg/L) Analysis Run 5/2/2024 9:29 AM View: Appendix III - Interwell

Plant Scherer Data: Scherer AP

	SGWC-9	SGWC-12	SGWC-10	SGWC-8	SGWC-7	SGWC-15	SGWC-23	SGWC-20	SGWC-21
9/16/2019	550	200							
9/17/2019			17	380	140	320		320	290
9/18/2019							490		
3/17/2020									
3/18/2020									
3/23/2020								330	330
3/24/2020							210		
3/25/2020	540		59	360					
3/26/2020		200			180				
3/27/2020						330			
9/14/2020	470	190	45	360	200				
9/15/2020						340	210	350	390
3/30/2021								350	380
3/31/2021	430		64			300	220		
4/1/2021				360	200				
4/6/2021									
4/7/2021		210							
8/17/2021									
8/18/2021				410	210		210		380
8/19/2021	380		54			320		340	
8/20/2021		220							
2/9/2022					170				
2/10/2022	410	210		400			230		
2/11/2022			44			310		350	350
2/14/2022									
8/17/2022									
8/18/2022	470	230		420	200				
8/19/2022			63			320			
8/22/2022							220	370	380
8/23/2022									
11/16/2022									
2/21/2023									
2/22/2023	430		56	350	170			350	
2/23/2023		220				300	210		350
8/1/2023									
8/2/2023									
8/7/2023	430	210	60			360		350	
8/8/2023				360	170		210		360
2/20/2024									
2/21/2024	380			320	160		230		
2/23/2024		170	52						
2/26/2024						320		380	
2/27/2024									360

Prediction Limit

Constituent: Total Dissolved Solids [TDS] (mg/L) Analysis Run 5/2/2024 9:29 AM View: Appendix III - Interwell

Plant Scherer Data: Scherer AP

	SGWC-13	SGWC-22	SGWC-17	SGWC-16	SGWC-14	SGWC-18	SGWC-19
5/10/2016							
5/11/2016							
5/12/2016	190	212	261	46	309		
5/13/2016						728	366
6/23/2016							
6/24/2016							
6/27/2016							
6/28/2016	198			60	333		
6/29/2016		214	323				370
6/30/2016						742	
8/16/2016							
8/17/2016							
8/18/2016	180		310	48	320		
8/19/2016		230					
8/22/2016						670	350
10/13/2016							
10/14/2016							
10/17/2016	140				320		
10/18/2016		190		60			340
10/19/2016			330 (D)			700	
12/5/2016							
12/6/2016	110						
12/7/2016		230	370	64	340	720	
12/8/2016							350
2/14/2017							
2/15/2017	160		350		340		
2/16/2017		200		40		600	340
4/10/2017							
4/11/2017							
4/12/2017	140				300		
4/13/2017		220	390	76		640	350
6/26/2017							
6/27/2017	170		350	50	320		
6/28/2017		190				540	340
10/10/2017							
10/11/2017	170				340		
10/12/2017		230	380	68		640	370
6/5/2018							
6/6/2018							
6/7/2018	190	210	360	74	340		
6/8/2018						820	320
10/16/2018							
10/18/2018						1200	
12/13/2018							
12/14/2018	140		390		280		
12/17/2018		260		42			250
3/28/2019							
3/29/2019							
4/1/2019	190				330		
4/2/2019		240	400	73		1700	420
9/12/2019							
9/13/2019							

Prediction Limit

Constituent: Total Dissolved Solids [TDS] (mg/L) Analysis Run 5/2/2024 9:29 AM View: Appendix III - Interwell

Plant Scherer Data: Scherer AP

	SGWC-13	SGWC-22	SGWC-17	SGWC-16	SGWC-14	SGWC-18	SGWC-19
9/16/2019							
9/17/2019	170		380	59	310	1600	400
9/18/2019		470					
3/17/2020							
3/18/2020							
3/23/2020							390
3/24/2020		250	430				
3/25/2020							
3/26/2020						1600	
3/27/2020	200			99	330		
9/14/2020	190						
9/15/2020		250	440	90	360	1500	450
3/30/2021						1500	420
3/31/2021		240					
4/1/2021			410	88			
4/6/2021					320		
4/7/2021	200						
8/17/2021							
8/18/2021		260	450			1400	
8/19/2021	210			100	370		440
8/20/2021							
2/9/2022							
2/10/2022		250		100		1400	
2/11/2022	200		440				440
2/14/2022					360		
8/17/2022							
8/18/2022	240						
8/19/2022					370		
8/22/2022		3400					450
8/23/2022						1300	
11/16/2022			430	110			
2/21/2023							
2/22/2023			470			1200	440
2/23/2023	230	260		130	390		
8/1/2023							
8/2/2023	220						
8/7/2023		300	470			1200	420
8/8/2023				130	360		
2/20/2024							420
2/21/2024		1000					
2/23/2024	220						
2/26/2024			490	140			
2/27/2024					330	1200	

FIGURE E.

Appendix III Trend Tests - Significant Results

Plant Scherer Data: Scherer AP Printed 5/2/2024, 9:33 AM

Constituent	Well	Slope	Calc.	Critical	Sig.	N	%NDs	Normality	Alpha	Method
Boron, total (mg/L)	SGWC-10	0.02179	155	92	Yes	22	9.091	n/a	0.01	NP
Boron, total (mg/L)	SGWC-11	0.05416	204	92	Yes	22	0	n/a	0.01	NP
Boron, total (mg/L)	SGWC-16	0.02042	118	92	Yes	22	0	n/a	0.01	NP
Boron, total (mg/L)	SGWC-18	0.4919	173	92	Yes	22	0	n/a	0.01	NP
Boron, total (mg/L)	SGWC-20	-0.06245	-103	-92	Yes	22	0	n/a	0.01	NP
Boron, total (mg/L)	SGWC-21	-0.03163	-95	-92	Yes	22	0	n/a	0.01	NP
Boron, total (mg/L)	SGWC-22	0.02152	117	92	Yes	22	0	n/a	0.01	NP
Boron, total (mg/L)	SGWC-23	-0.02452	-103	-92	Yes	22	0	n/a	0.01	NP
Calcium, total (mg/L)	SGWA-2 (bg)	0.3005	133	92	Yes	22	0	n/a	0.01	NP
Calcium, total (mg/L)	SGWA-24 (bg)	0.5897	162	92	Yes	22	0	n/a	0.01	NP
Calcium, total (mg/L)	SGWA-4 (bg)	0.7115	150	92	Yes	22	0	n/a	0.01	NP
Calcium, total (mg/L)	SGWA-5 (bg)	0.05034	93	92	Yes	22	0	n/a	0.01	NP
Calcium, total (mg/L)	SGWC-13	0.9707	171	92	Yes	22	0	n/a	0.01	NP
Calcium, total (mg/L)	SGWC-17	3.724	197	92	Yes	22	0	n/a	0.01	NP
Calcium, total (mg/L)	SGWC-19	1.164	115	92	Yes	22	0	n/a	0.01	NP
Calcium, total (mg/L)	SGWC-21	1.358	124	92	Yes	22	0	n/a	0.01	NP
Calcium, total (mg/L)	SGWC-22	1.05	152	92	Yes	22	0	n/a	0.01	NP
Calcium, total (mg/L)	SGWC-9	-2.168	-107	-92	Yes	22	0	n/a	0.01	NP
Chloride, Total (mg/L)	SGWA-24 (bg)	0.1588	103	92	Yes	22	0	n/a	0.01	NP
Chloride, Total (mg/L)	SGWC-11	0.3067	99	92	Yes	22	0	n/a	0.01	NP
Chloride, Total (mg/L)	SGWC-12	0.1478	126	92	Yes	22	0	n/a	0.01	NP
Chloride, Total (mg/L)	SGWC-13	1.112	183	92	Yes	22	0	n/a	0.01	NP
Chloride, Total (mg/L)	SGWC-15	0.2901	128	92	Yes	22	0	n/a	0.01	NP
Chloride, Total (mg/L)	SGWC-16	0.31	145	92	Yes	22	0	n/a	0.01	NP
Chloride, Total (mg/L)	SGWC-21	0.5305	99	92	Yes	22	0	n/a	0.01	NP
Chloride, Total (mg/L)	SGWC-22	0.1331	97	92	Yes	22	0	n/a	0.01	NP
Chloride, Total (mg/L)	SGWC-23	0.3867	133	92	Yes	22	0	n/a	0.01	NP
Chloride, Total (mg/L)	SGWC-7	-0.3923	-153	-92	Yes	22	0	n/a	0.01	NP
Chloride, Total (mg/L)	SGWC-9	1.307	176	92	Yes	22	0	n/a	0.01	NP
pH (S.U.)	SGWA-4 (bg)	-0.01875	-120	-111	Yes	25	0	n/a	0.01	NP
pH (S.U.)	SGWC-11	-0.089	-217	-105	Yes	24	0	n/a	0.01	NP
pH (S.U.)	SGWC-18	0.02478	117	111	Yes	25	0	n/a	0.01	NP
Sulfate, total (mg/L)	SGWA-3 (bg)	-0.132	-105	-92	Yes	22	4.545	n/a	0.01	NP
Sulfate, total (mg/L)	SGWA-4 (bg)	-0.1248	-107	-92	Yes	22	9.091	n/a	0.01	NP
Sulfate, total (mg/L)	SGWC-12	4.489	171	92	Yes	22	0	n/a	0.01	NP
Sulfate, total (mg/L)	SGWC-13	3.456	126	92	Yes	22	0	n/a	0.01	NP
Sulfate, total (mg/L)	SGWC-16	6.175	225	92	Yes	22	0	n/a	0.01	NP
Sulfate, total (mg/L)	SGWC-17	14.83	203	92	Yes	22	0	n/a	0.01	NP
Sulfate, total (mg/L)	SGWC-19	8.639	134	92	Yes	22	0	n/a	0.01	NP
Sulfate, total (mg/L)	SGWC-21	7.669	148	92	Yes	22	0	n/a	0.01	NP
Sulfate, total (mg/L)	SGWC-22	4.73	163	92	Yes	22	0	n/a	0.01	NP
Sulfate, total (mg/L)	SGWC-23	-9.869	-184	-92	Yes	22	0	n/a	0.01	NP
Sulfate, total (mg/L)	SGWC-7	-1.823	-147	-92	Yes	22	0	n/a	0.01	NP
Sulfate, total (mg/L)	SGWC-9	-14.24	-93	-92	Yes	22	0	n/a	0.01	NP
Total Dissolved Solids [TDS] (mg/L)	SGWA-4 (bg)	5.828	120	92	Yes	22	0	n/a	0.01	NP
Total Dissolved Solids [TDS] (mg/L)	SGWC-13	8.479	127	92	Yes	22	0	n/a	0.01	NP
Total Dissolved Solids [TDS] (mg/L)	SGWC-17	20.8	191	92	Yes	22	0	n/a	0.01	NP
Total Dissolved Solids [TDS] (mg/L)	SGWC-19	13.04	104	92	Yes	22	0	n/a	0.01	NP
Total Dissolved Solids [TDS] (mg/L)	SGWC-22	11.02	142	92	Yes	22	0	n/a	0.01	NP
Total Dissolved Solids [TDS] (mg/L)	SGWC-23	-9.707	-103	-92	Yes	22	0	n/a	0.01	NP
Total Dissolved Solids [TDS] (mg/L)	SGWC-9	-16.95	-99	-92	Yes	22	0	n/a	0.01	NP

Appendix III Trend Tests - All Results

Plant Scherer Data: Scherer AP Printed 5/2/2024, 9:33 AM

Constituent	Well	Slope	Calc.	Critical	Sig.	N	%NDs	Normality	Alpha	Method
Boron, total (mg/L)	SGWA-1 (bg)	0	-24	-92	No	22	86.36	n/a	0.01	NP
Boron, total (mg/L)	SGWA-2 (bg)	0	-24	-92	No	22	86.36	n/a	0.01	NP
Boron, total (mg/L)	SGWA-24 (bg)	0	7	92	No	22	90.91	n/a	0.01	NP
Boron, total (mg/L)	SGWA-25 (bg)	0	16	92	No	22	86.36	n/a	0.01	NP
Boron, total (mg/L)	SGWA-3 (bg)	0	4	92	No	22	86.36	n/a	0.01	NP
Boron, total (mg/L)	SGWA-4 (bg)	0	19	92	No	22	95.45	n/a	0.01	NP
Boron, total (mg/L)	SGWA-5 (bg)	0	-19	-92	No	22	95.45	n/a	0.01	NP
Boron, total (mg/L)	**SGWC-10**	**0.02179**	**155**	**92**	**Yes**	**22**	**9.091**	**n/a**	**0.01**	**NP**
Boron, total (mg/L)	**SGWC-11**	**0.05416**	**204**	**92**	**Yes**	**22**	**0**	**n/a**	**0.01**	**NP**
Boron, total (mg/L)	SGWC-13	0.00877	32	92	No	22	0	n/a	0.01	NP
Boron, total (mg/L)	SGWC-14	0.02549	82	92	No	22	0	n/a	0.01	NP
Boron, total (mg/L)	SGWC-15	-0.02843	-64	-92	No	22	0	n/a	0.01	NP
Boron, total (mg/L)	**SGWC-16**	**0.02042**	**118**	**92**	**Yes**	**22**	**0**	**n/a**	**0.01**	**NP**
Boron, total (mg/L)	SGWC-17	-0.002412	-11	-92	No	22	0	n/a	0.01	NP
Boron, total (mg/L)	**SGWC-18**	**0.4919**	**173**	**92**	**Yes**	**22**	**0**	**n/a**	**0.01**	**NP**
Boron, total (mg/L)	SGWC-19	0	29	92	No	22	0	n/a	0.01	NP
Boron, total (mg/L)	**SGWC-20**	**-0.06245**	**-103**	**-92**	**Yes**	**22**	**0**	**n/a**	**0.01**	**NP**
Boron, total (mg/L)	**SGWC-21**	**-0.03163**	**-95**	**-92**	**Yes**	**22**	**0**	**n/a**	**0.01**	**NP**
Boron, total (mg/L)	**SGWC-22**	**0.02152**	**117**	**92**	**Yes**	**22**	**0**	**n/a**	**0.01**	**NP**
Boron, total (mg/L)	**SGWC-23**	**-0.02452**	**-103**	**-92**	**Yes**	**22**	**0**	**n/a**	**0.01**	**NP**
Boron, total (mg/L)	SGWC-9	-0.004205	-46	-92	No	22	0	n/a	0.01	NP
Calcium, total (mg/L)	SGWA-1 (bg)	-0.05467	-58	-92	No	22	0	n/a	0.01	NP
Calcium, total (mg/L)	**SGWA-2 (bg)**	**0.3005**	**133**	**92**	**Yes**	**22**	**0**	**n/a**	**0.01**	**NP**
Calcium, total (mg/L)	**SGWA-24 (bg)**	**0.5897**	**162**	**92**	**Yes**	**22**	**0**	**n/a**	**0.01**	**NP**
Calcium, total (mg/L)	SGWA-25 (bg)	-0.1243	-70	-92	No	22	0	n/a	0.01	NP
Calcium, total (mg/L)	SGWA-3 (bg)	0.1154	76	92	No	22	0	n/a	0.01	NP
Calcium, total (mg/L)	**SGWA-4 (bg)**	**0.7115**	**150**	**92**	**Yes**	**22**	**0**	**n/a**	**0.01**	**NP**
Calcium, total (mg/L)	**SGWA-5 (bg)**	**0.05034**	**93**	**92**	**Yes**	**22**	**0**	**n/a**	**0.01**	**NP**
Calcium, total (mg/L)	SGWC-12	0	36	92	No	22	0	n/a	0.01	NP
Calcium, total (mg/L)	**SGWC-13**	**0.9707**	**171**	**92**	**Yes**	**22**	**0**	**n/a**	**0.01**	**NP**
Calcium, total (mg/L)	SGWC-14	0.4254	66	92	No	22	0	n/a	0.01	NP
Calcium, total (mg/L)	**SGWC-17**	**3.724**	**197**	**92**	**Yes**	**22**	**0**	**n/a**	**0.01**	**NP**
Calcium, total (mg/L)	SGWC-18	-0.78	-16	-92	No	22	0	n/a	0.01	NP
Calcium, total (mg/L)	**SGWC-19**	**1.164**	**115**	**92**	**Yes**	**22**	**0**	**n/a**	**0.01**	**NP**
Calcium, total (mg/L)	**SGWC-21**	**1.358**	**124**	**92**	**Yes**	**22**	**0**	**n/a**	**0.01**	**NP**
Calcium, total (mg/L)	**SGWC-22**	**1.05**	**152**	**92**	**Yes**	**22**	**0**	**n/a**	**0.01**	**NP**
Calcium, total (mg/L)	SGWC-8	0	9	92	No	22	0	n/a	0.01	NP
Calcium, total (mg/L)	**SGWC-9**	**-2.168**	**-107**	**-92**	**Yes**	**22**	**0**	**n/a**	**0.01**	**NP**
Chloride, Total (mg/L)	SGWA-1 (bg)	0	14	92	No	22	0	n/a	0.01	NP
Chloride, Total (mg/L)	SGWA-2 (bg)	0	9	92	No	22	0	n/a	0.01	NP
Chloride, Total (mg/L)	**SGWA-24 (bg)**	**0.1588**	**103**	**92**	**Yes**	**22**	**0**	**n/a**	**0.01**	**NP**
Chloride, Total (mg/L)	SGWA-25 (bg)	-0.02378	-27	-92	No	22	0	n/a	0.01	NP
Chloride, Total (mg/L)	SGWA-3 (bg)	-0.1091	-88	-92	No	22	0	n/a	0.01	NP
Chloride, Total (mg/L)	SGWA-4 (bg)	0	22	92	No	22	0	n/a	0.01	NP
Chloride, Total (mg/L)	SGWA-5 (bg)	0.02608	51	92	No	22	0	n/a	0.01	NP
Chloride, Total (mg/L)	SGWC-10	0.05136	38	92	No	22	0	n/a	0.01	NP
Chloride, Total (mg/L)	**SGWC-11**	**0.3067**	**99**	**92**	**Yes**	**22**	**0**	**n/a**	**0.01**	**NP**
Chloride, Total (mg/L)	**SGWC-12**	**0.1478**	**126**	**92**	**Yes**	**22**	**0**	**n/a**	**0.01**	**NP**
Chloride, Total (mg/L)	**SGWC-13**	**1.112**	**183**	**92**	**Yes**	**22**	**0**	**n/a**	**0.01**	**NP**
Chloride, Total (mg/L)	SGWC-14	0.2592	79	92	No	22	0	n/a	0.01	NP
Chloride, Total (mg/L)	**SGWC-15**	**0.2901**	**128**	**92**	**Yes**	**22**	**0**	**n/a**	**0.01**	**NP**
Chloride, Total (mg/L)	**SGWC-16**	**0.31**	**145**	**92**	**Yes**	**22**	**0**	**n/a**	**0.01**	**NP**
Chloride, Total (mg/L)	SGWC-17	0	-16	-92	No	22	0	n/a	0.01	NP
Chloride, Total (mg/L)	SGWC-19	0.2885	85	92	No	22	0	n/a	0.01	NP
Chloride, Total (mg/L)	SGWC-20	-0.09812	-62	-92	No	22	0	n/a	0.01	NP
Chloride, Total (mg/L)	**SGWC-21**	**0.5305**	**99**	**92**	**Yes**	**22**	**0**	**n/a**	**0.01**	**NP**
Chloride, Total (mg/L)	**SGWC-22**	**0.1331**	**97**	**92**	**Yes**	**22**	**0**	**n/a**	**0.01**	**NP**
Chloride, Total (mg/L)	**SGWC-23**	**0.3867**	**133**	**92**	**Yes**	**22**	**0**	**n/a**	**0.01**	**NP**
Chloride, Total (mg/L)	**SGWC-7**	**-0.3923**	**-153**	**-92**	**Yes**	**22**	**0**	**n/a**	**0.01**	**NP**
Chloride, Total (mg/L)	SGWC-8	0.2068	45	92	No	22	0	n/a	0.01	NP
Chloride, Total (mg/L)	**SGWC-9**	**1.307**	**176**	**92**	**Yes**	**22**	**0**	**n/a**	**0.01**	**NP**
Fluoride, total (mg/L)	SGWA-1 (bg)	0	-72	-118	No	26	84.62	n/a	0.01	NP

Appendix III Trend Tests - All Results

Plant Scherer Data: Scherer AP Printed 5/2/2024, 9:33 AM

Constituent	Well	Slope	Calc.	Critical	Sig.	N	%NDs	Normality	Alpha	Method
Fluoride, total (mg/L)	SGWA-2 (bg)	0	-50	-118	No	26	42.31	n/a	0.01	NP
Fluoride, total (mg/L)	SGWA-24 (bg)	-0.001995	-74	-118	No	26	42.31	n/a	0.01	NP
Fluoride, total (mg/L)	SGWA-25 (bg)	0	-51	-118	No	26	42.31	n/a	0.01	NP
Fluoride, total (mg/L)	SGWA-3 (bg)	0	-10	-118	No	26	65.38	n/a	0.01	NP
Fluoride, total (mg/L)	SGWA-4 (bg)	-0.004439	-73	-111	No	25	40	n/a	0.01	NP
Fluoride, total (mg/L)	SGWA-5 (bg)	0	-49	-118	No	26	76.92	n/a	0.01	NP
Fluoride, total (mg/L)	SGWC-8	0.005831	28	118	No	26	0	n/a	0.01	NP
pH (S.U.)	SGWA-1 (bg)	-0.02077	-72	-111	No	25	0	n/a	0.01	NP
pH (S.U.)	SGWA-2 (bg)	0.01011	56	111	No	25	0	n/a	0.01	NP
pH (S.U.)	SGWA-24 (bg)	0.002169	26	111	No	25	0	n/a	0.01	NP
pH (S.U.)	SGWA-25 (bg)	-0.01217	-77	-111	No	25	0	n/a	0.01	NP
pH (S.U.)	SGWA-3 (bg)	0.0227	101	111	No	25	0	n/a	0.01	NP
pH (S.U.)	**SGWA-4 (bg)**	**-0.01875**	**-120**	**-111**	**Yes**	**25**	**0**	**n/a**	**0.01**	**NP**
pH (S.U.)	SGWA-5 (bg)	-0.004109	-15	-111	No	25	0	n/a	0.01	NP
pH (S.U.)	**SGWC-11**	**-0.089**	**-217**	**-105**	**Yes**	**24**	**0**	**n/a**	**0.01**	**NP**
pH (S.U.)	SGWC-15	-0.01157	-76	-105	No	24	0	n/a	0.01	NP
pH (S.U.)	**SGWC-18**	**0.02478**	**117**	**111**	**Yes**	**25**	**0**	**n/a**	**0.01**	**NP**
pH (S.U.)	SGWC-20	0	-7	-111	No	25	0	n/a	0.01	NP
Sulfate, total (mg/L)	SGWA-1 (bg)	0	-11	-92	No	22	22.73	n/a	0.01	NP
Sulfate, total (mg/L)	SGWA-2 (bg)	0	19	92	No	22	54.55	n/a	0.01	NP
Sulfate, total (mg/L)	SGWA-24 (bg)	0	30	92	No	22	81.82	n/a	0.01	NP
Sulfate, total (mg/L)	SGWA-25 (bg)	0	24	92	No	22	77.27	n/a	0.01	NP
Sulfate, total (mg/L)	**SGWA-3 (bg)**	**-0.132**	**-105**	**-92**	**Yes**	**22**	**4.545**	**n/a**	**0.01**	**NP**
Sulfate, total (mg/L)	**SGWA-4 (bg)**	**-0.1248**	**-107**	**-92**	**Yes**	**22**	**9.091**	**n/a**	**0.01**	**NP**
Sulfate, total (mg/L)	SGWA-5 (bg)	0	50	92	No	22	81.82	n/a	0.01	NP
Sulfate, total (mg/L)	SGWC-10	0.1351	10	92	No	22	0	n/a	0.01	NP
Sulfate, total (mg/L)	SGWC-11	-0.1383	-78	-92	No	22	13.64	n/a	0.01	NP
Sulfate, total (mg/L)	**SGWC-12**	**4.489**	**171**	**92**	**Yes**	**22**	**0**	**n/a**	**0.01**	**NP**
Sulfate, total (mg/L)	**SGWC-13**	**3.456**	**126**	**92**	**Yes**	**22**	**0**	**n/a**	**0.01**	**NP**
Sulfate, total (mg/L)	SGWC-14	1.998	59	92	No	22	0	n/a	0.01	NP
Sulfate, total (mg/L)	SGWC-15	0	11	92	No	22	0	n/a	0.01	NP
Sulfate, total (mg/L)	**SGWC-16**	**6.175**	**225**	**92**	**Yes**	**22**	**0**	**n/a**	**0.01**	**NP**
Sulfate, total (mg/L)	**SGWC-17**	**14.83**	**203**	**92**	**Yes**	**22**	**0**	**n/a**	**0.01**	**NP**
Sulfate, total (mg/L)	SGWC-18	56.49	61	92	No	22	0	n/a	0.01	NP
Sulfate, total (mg/L)	**SGWC-19**	**8.639**	**134**	**92**	**Yes**	**22**	**0**	**n/a**	**0.01**	**NP**
Sulfate, total (mg/L)	SGWC-20	-1.575	-32	-92	No	22	0	n/a	0.01	NP
Sulfate, total (mg/L)	**SGWC-21**	**7.669**	**148**	**92**	**Yes**	**22**	**0**	**n/a**	**0.01**	**NP**
Sulfate, total (mg/L)	**SGWC-22**	**4.73**	**163**	**92**	**Yes**	**22**	**0**	**n/a**	**0.01**	**NP**
Sulfate, total (mg/L)	**SGWC-23**	**-9.869**	**-184**	**-92**	**Yes**	**22**	**0**	**n/a**	**0.01**	**NP**
Sulfate, total (mg/L)	**SGWC-7**	**-1.823**	**-147**	**-92**	**Yes**	**22**	**0**	**n/a**	**0.01**	**NP**
Sulfate, total (mg/L)	SGWC-8	1.038	36	92	No	22	0	n/a	0.01	NP
Sulfate, total (mg/L)	**SGWC-9**	**-14.24**	**-93**	**-92**	**Yes**	**22**	**0**	**n/a**	**0.01**	**NP**
Total Dissolved Solids [TDS] (mg/L)	SGWA-1 (bg)	0.9989	18	92	No	22	4.545	n/a	0.01	NP
Total Dissolved Solids [TDS] (mg/L)	SGWA-2 (bg)	0.5137	40	92	No	22	0	n/a	0.01	NP
Total Dissolved Solids [TDS] (mg/L)	SGWA-24 (bg)	2.869	71	92	No	22	0	n/a	0.01	NP
Total Dissolved Solids [TDS] (mg/L)	SGWA-25 (bg)	-1.08	-34	-92	No	22	0	n/a	0.01	NP
Total Dissolved Solids [TDS] (mg/L)	SGWA-3 (bg)	2.128	43	92	No	22	0	n/a	0.01	NP
Total Dissolved Solids [TDS] (mg/L)	**SGWA-4 (bg)**	**5.828**	**120**	**92**	**Yes**	**22**	**0**	**n/a**	**0.01**	**NP**
Total Dissolved Solids [TDS] (mg/L)	SGWA-5 (bg)	0.317	19	92	No	22	0	n/a	0.01	NP
Total Dissolved Solids [TDS] (mg/L)	**SGWC-13**	**8.479**	**127**	**92**	**Yes**	**22**	**0**	**n/a**	**0.01**	**NP**
Total Dissolved Solids [TDS] (mg/L)	SGWC-14	5.581	86	92	No	22	0	n/a	0.01	NP
Total Dissolved Solids [TDS] (mg/L)	SGWC-15	2.085	43	92	No	22	0	n/a	0.01	NP
Total Dissolved Solids [TDS] (mg/L)	**SGWC-17**	**20.8**	**191**	**92**	**Yes**	**22**	**0**	**n/a**	**0.01**	**NP**
Total Dissolved Solids [TDS] (mg/L)	SGWC-18	85.31	67	92	No	22	0	n/a	0.01	NP
Total Dissolved Solids [TDS] (mg/L)	**SGWC-19**	**13.04**	**104**	**92**	**Yes**	**22**	**0**	**n/a**	**0.01**	**NP**
Total Dissolved Solids [TDS] (mg/L)	SGWC-20	0	8	92	No	22	0	n/a	0.01	NP
Total Dissolved Solids [TDS] (mg/L)	SGWC-21	8.813	73	92	No	22	0	n/a	0.01	NP
Total Dissolved Solids [TDS] (mg/L)	**SGWC-22**	**11.02**	**142**	**92**	**Yes**	**22**	**0**	**n/a**	**0.01**	**NP**
Total Dissolved Solids [TDS] (mg/L)	**SGWC-23**	**-9.707**	**-103**	**-92**	**Yes**	**22**	**0**	**n/a**	**0.01**	**NP**
Total Dissolved Solids [TDS] (mg/L)	SGWC-8	-3.216	-55	-92	No	22	0	n/a	0.01	NP
Total Dissolved Solids [TDS] (mg/L)	**SGWC-9**	**-16.95**	**-99**	**-92**	**Yes**	**22**	**0**	**n/a**	**0.01**	**NP**

Sanitas™ v.10.0.16e Software licensed to . UG
Hollow symbols indicate censored values.

Sen's Slope Estimator

SGWA-1 (bg)

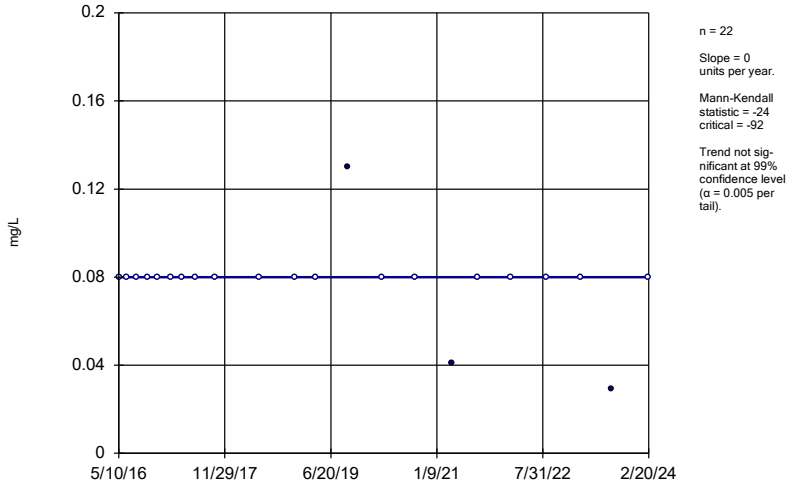

n = 22

Slope = 0
units per year.

Mann-Kendall
statistic = -24
critical = -92

Trend not sig-
nificant at 99%
confidence level
(α = 0.005 per
tail).

Constituent: Boron, total Analysis Run 5/2/2024 9:31 AM View: Appendix III Trend Tests
Plant Scherer Data: Scherer AP

Sanitas™ v.10.0.16e Software licensed to . UG
Hollow symbols indicate censored values.

Sen's Slope Estimator

SGWA-2 (bg)

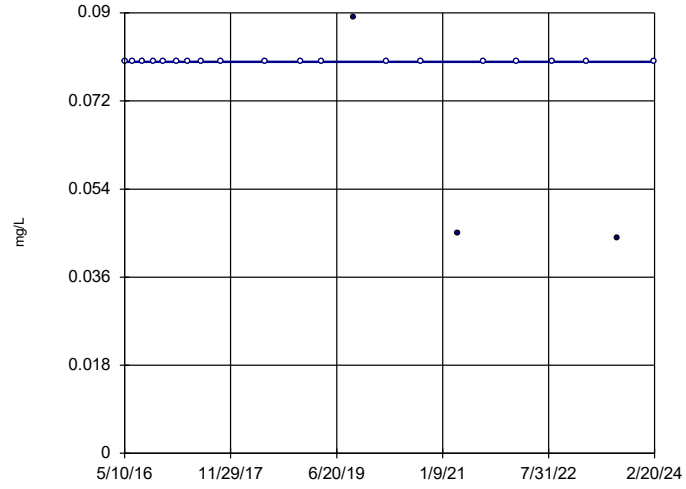

n = 22

Slope = 0
units per year.

Mann-Kendall
statistic = -24
critical = -92

Trend not sig-
nificant at 99%
confidence level
(α = 0.005 per
tail).

Constituent: Boron, total Analysis Run 5/2/2024 9:31 AM View: Appendix III Trend Tests
Plant Scherer Data: Scherer AP

Sanitas™ v.10.0.16e Software licensed to . UG
Hollow symbols indicate censored values.

Sen's Slope Estimator

SGWA-24 (bg)

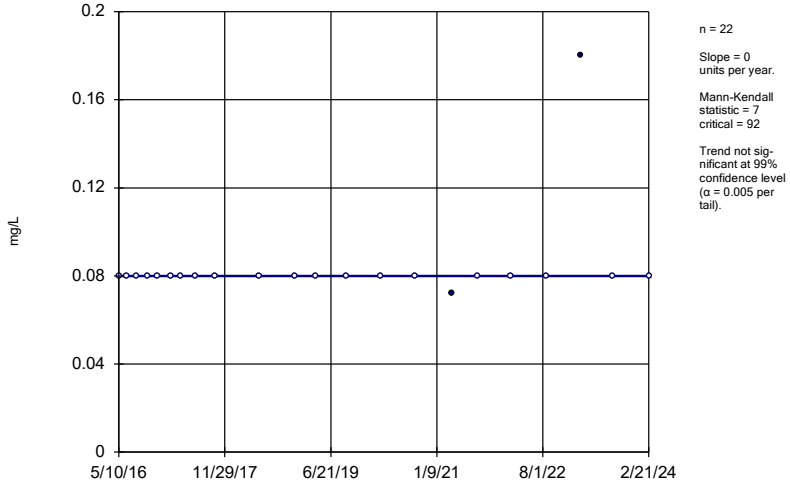

n = 22

Slope = 0
units per year.

Mann-Kendall
statistic = 7
critical = 92

Trend not sig-
nificant at 99%
confidence level
(α = 0.005 per
tail).

Constituent: Boron, total Analysis Run 5/2/2024 9:31 AM View: Appendix III Trend Tests
Plant Scherer Data: Scherer AP

Sanitas™ v.10.0.16e Software licensed to . UG
Hollow symbols indicate censored values.

Sen's Slope Estimator

SGWA-25 (bg)

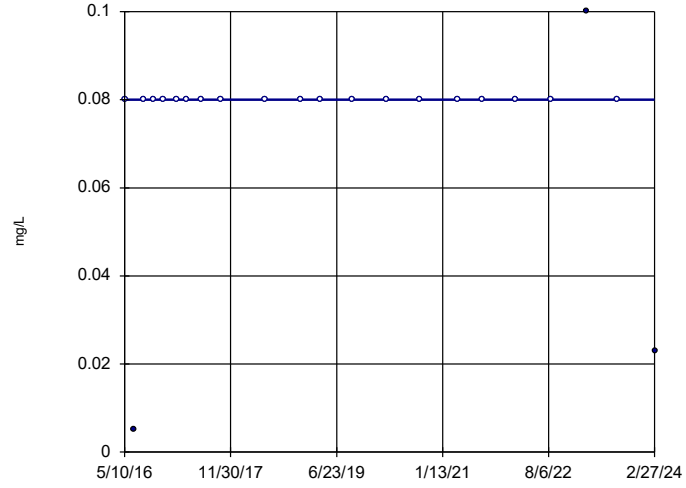

n = 22

Slope = 0
units per year.

Mann-Kendall
statistic = 16
critical = 92

Trend not sig-
nificant at 99%
confidence level
(α = 0.005 per
tail).

Constituent: Boron, total Analysis Run 5/2/2024 9:31 AM View: Appendix III Trend Tests
Plant Scherer Data: Scherer AP

Sanitas™ v.10.0.16e Software licensed to . UG
Hollow symbols indicate censored values.

Sen's Slope Estimator

SGWA-3 (bg)

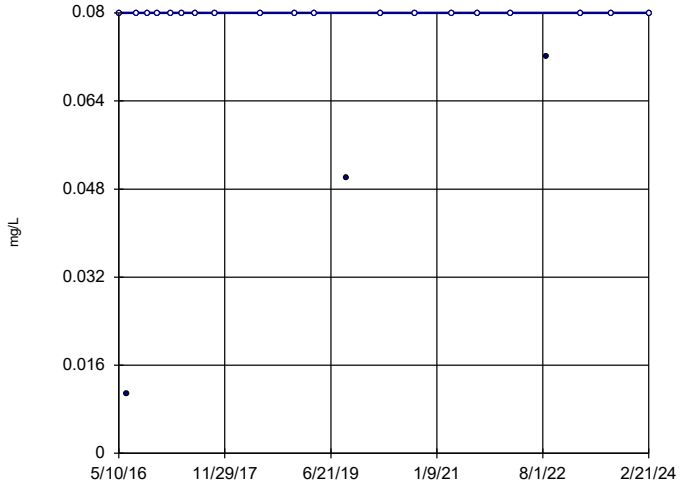

n = 22

Slope = 0
units per year.

Mann-Kendall
statistic = 4
critical = 92

Trend not sig-
nificant at 99%
confidence level
(α = 0.005 per
tail).

Constituent: Boron, total Analysis Run 5/2/2024 9:31 AM View: Appendix III Trend Tests
Plant Scherer Data: Scherer AP

Sanitas™ v.10.0.16e Software licensed to . UG
Hollow symbols indicate censored values.

Sen's Slope Estimator

SGWA-4 (bg)

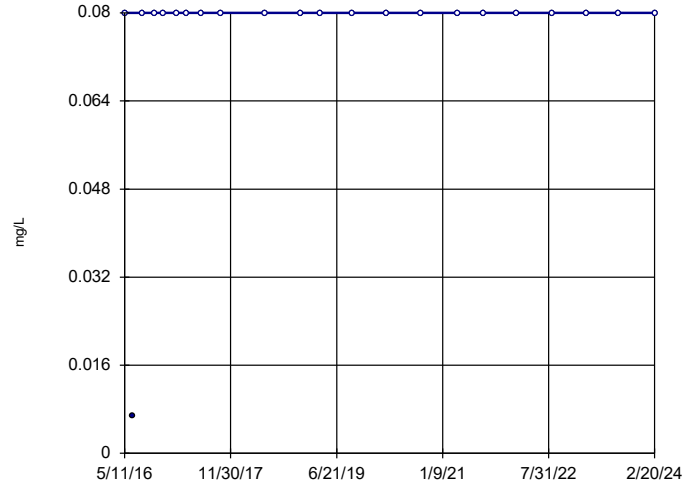

n = 22

Slope = 0
units per year.

Mann-Kendall
statistic = 19
critical = 92

Trend not sig-
nificant at 99%
confidence level
(α = 0.005 per
tail).

Constituent: Boron, total Analysis Run 5/2/2024 9:31 AM View: Appendix III Trend Tests
Plant Scherer Data: Scherer AP

Sanitas™ v.10.0.16e Software licensed to . UG
Hollow symbols indicate censored values.

Sen's Slope Estimator

SGWA-5 (bg)

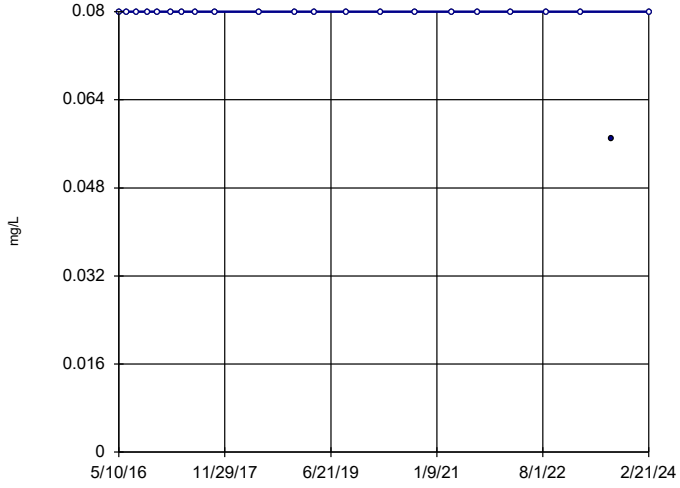

n = 22

Slope = 0
units per year.

Mann-Kendall
statistic = -19
critical = -92

Trend not sig-
nificant at 99%
confidence level
(α = 0.005 per
tail).

Constituent: Boron, total Analysis Run 5/2/2024 9:31 AM View: Appendix III Trend Tests
Plant Scherer Data: Scherer AP

Sanitas™ v.10.0.16e Software licensed to . UG
Hollow symbols indicate censored values.

Sen's Slope Estimator

SGWC-10

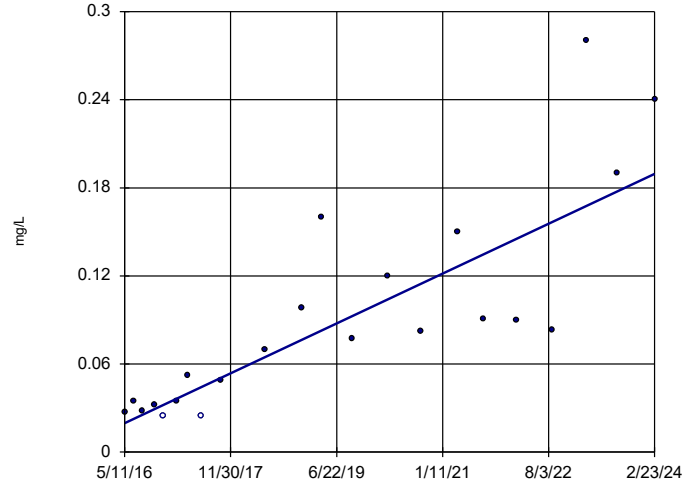

n = 22

Slope = 0.02179
units per year.

Mann-Kendall
statistic = 155
critical = 92

Increasing trend
significant at 99%
confidence level
(α = 0.005 per
tail).

Constituent: Boron, total Analysis Run 5/2/2024 9:31 AM View: Appendix III Trend Tests
Plant Scherer Data: Scherer AP

Sanitas™ v.10.0.16e Software licensed to . UG

Sen's Slope Estimator

SGWC-11

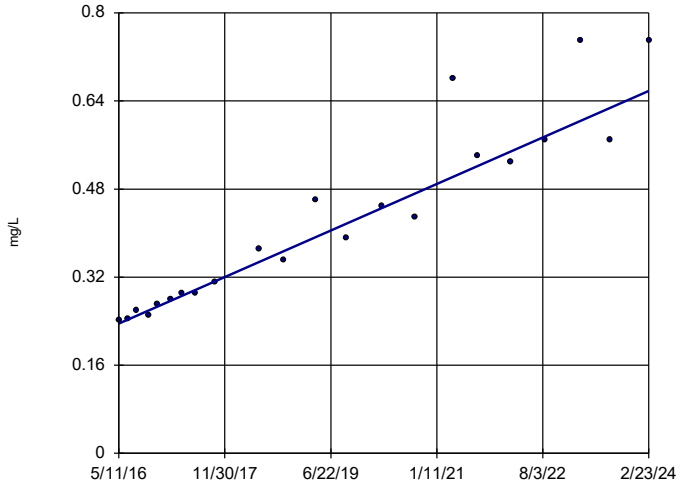

n = 22

Slope = 0.05416 units per year.

Mann-Kendall statistic = 204 critical = 92

Increasing trend significant at 99% confidence level (α = 0.005 per tail).

Constituent: Boron, total Analysis Run 5/2/2024 9:31 AM View: Appendix III Trend Tests

Plant Scherer Data: Scherer AP

Sanitas™ v.10.0.16e Software licensed to . UG

Sen's Slope Estimator

SGWC-13

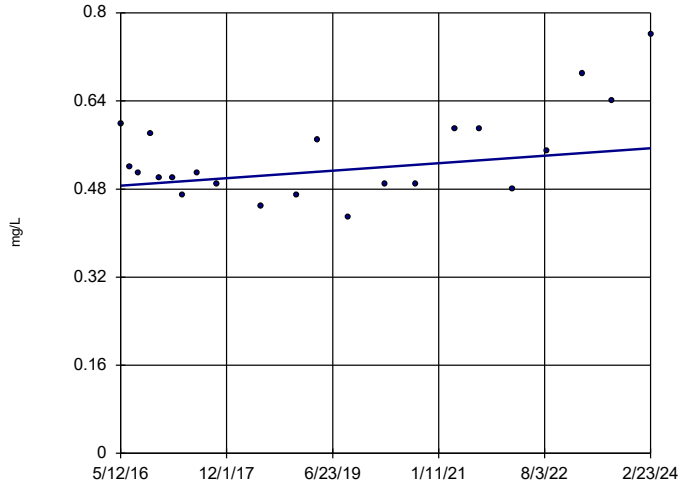

n = 22

Slope = 0.00877 units per year.

Mann-Kendall statistic = 32 critical = 92

Trend not significant at 99% confidence level (α = 0.005 per tail).

Constituent: Boron, total Analysis Run 5/2/2024 9:31 AM View: Appendix III Trend Tests

Plant Scherer Data: Scherer AP

Sanitas™ v.10.0.16e Software licensed to . UG

Sen's Slope Estimator

SGWC-14

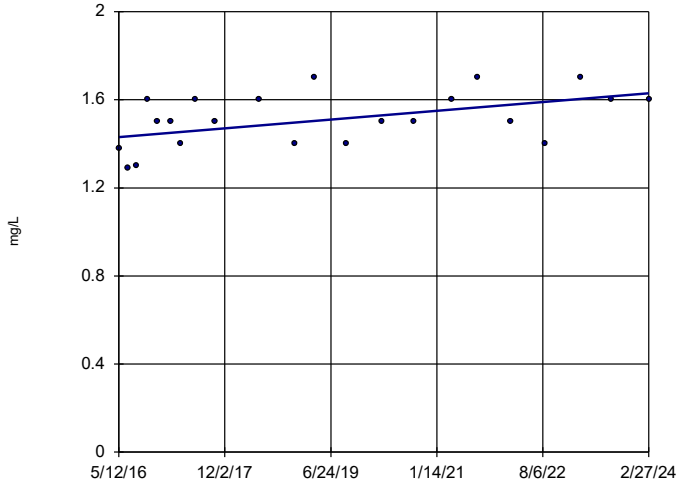

n = 22

Slope = 0.02549 units per year.

Mann-Kendall statistic = 82 critical = 92

Trend not significant at 99% confidence level (α = 0.005 per tail).

Constituent: Boron, total Analysis Run 5/2/2024 9:31 AM View: Appendix III Trend Tests

Plant Scherer Data: Scherer AP

Sanitas™ v.10.0.16e Software licensed to . UG

Sen's Slope Estimator

SGWC-15

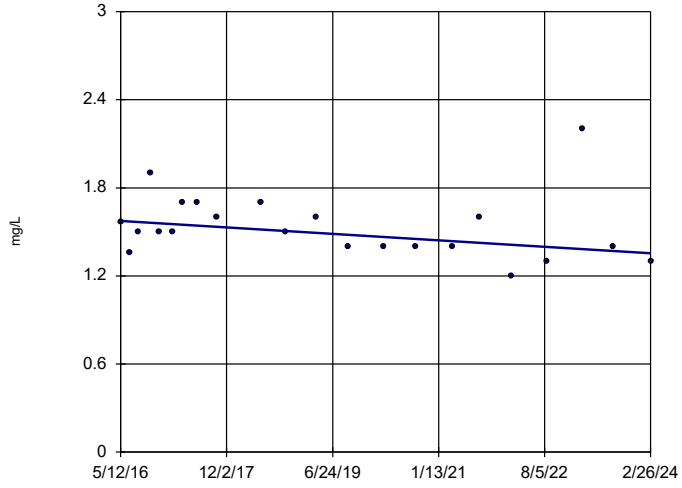

n = 22

Slope = -0.02843 units per year.

Mann-Kendall statistic = -64 critical = -92

Trend not significant at 99% confidence level (α = 0.005 per tail).

Constituent: Boron, total Analysis Run 5/2/2024 9:31 AM View: Appendix III Trend Tests

Plant Scherer Data: Scherer AP

Sanitas™ v.10.0.16e Software licensed to . UG

Sen's Slope Estimator

SGWC-16

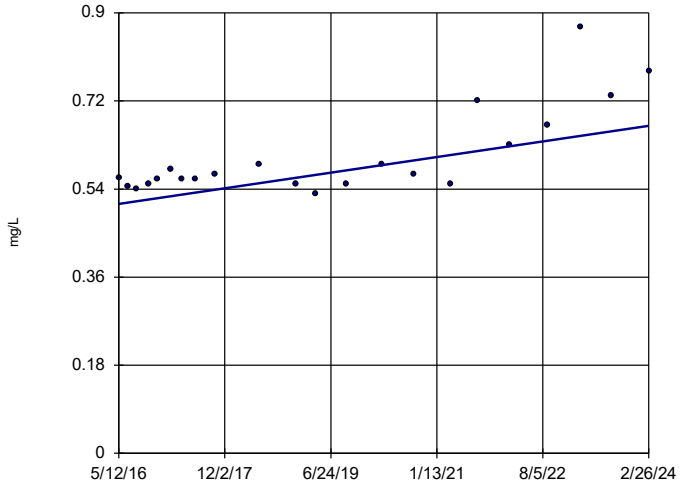

n = 22

Slope = 0.02042 units per year.

Mann-Kendall statistic = 118 critical = 92

Increasing trend significant at 99% confidence level (α = 0.005 per tail).

Constituent: Boron, total Analysis Run 5/2/2024 9:31 AM View: Appendix III Trend Tests

Plant Scherer Data: Scherer AP

Sanitas™ v.10.0.16e Software licensed to . UG

Sen's Slope Estimator

SGWC-17

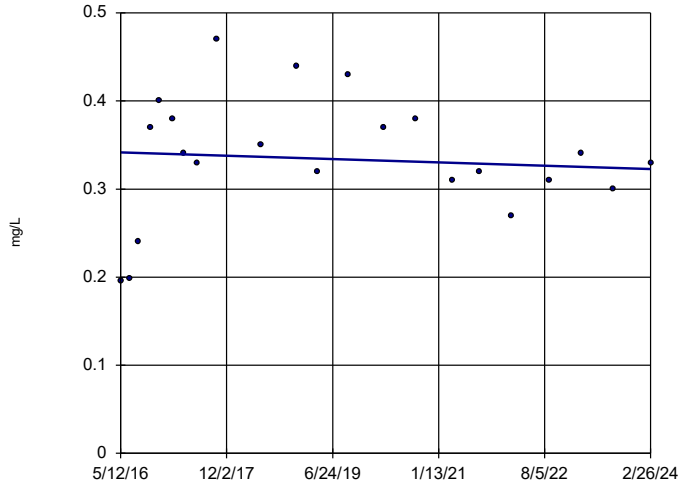

n = 22

Slope = -0.002412 units per year.

Mann-Kendall statistic = -11 critical = -92

Trend not significant at 99% confidence level (α = 0.005 per tail).

Constituent: Boron, total Analysis Run 5/2/2024 9:31 AM View: Appendix III Trend Tests

Plant Scherer Data: Scherer AP

Sanitas™ v.10.0.16e Software licensed to . UG

Sen's Slope Estimator

SGWC-18

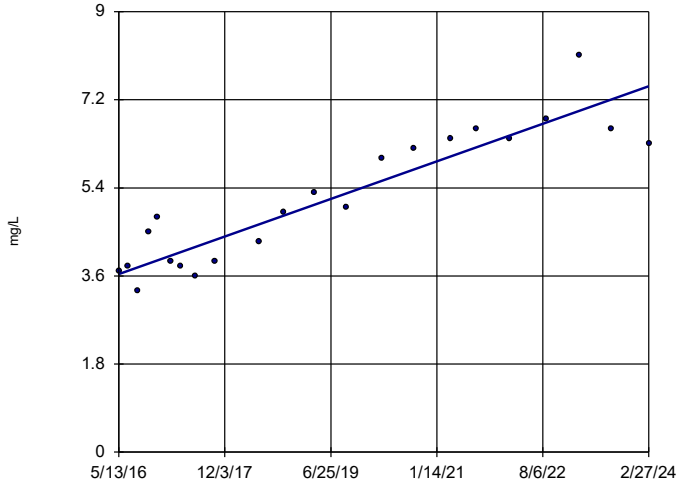

n = 22

Slope = 0.4919 units per year.

Mann-Kendall statistic = 173 critical = 92

Increasing trend significant at 99% confidence level (α = 0.005 per tail).

Constituent: Boron, total Analysis Run 5/2/2024 9:31 AM View: Appendix III Trend Tests

Plant Scherer Data: Scherer AP

Sanitas™ v.10.0.16e Software licensed to . UG

Sen's Slope Estimator

SGWC-19

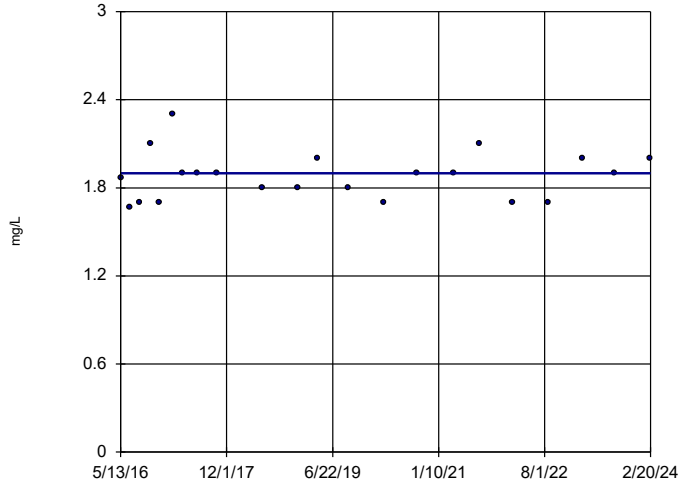

n = 22

Slope = 0 units per year.

Mann-Kendall statistic = 29 critical = 92

Trend not significant at 99% confidence level (α = 0.005 per tail).

Constituent: Boron, total Analysis Run 5/2/2024 9:31 AM View: Appendix III Trend Tests

Plant Scherer Data: Scherer AP

Sanitas™ v.10.0.16e Software licensed to . UG

Sen's Slope Estimator

SGWC-20

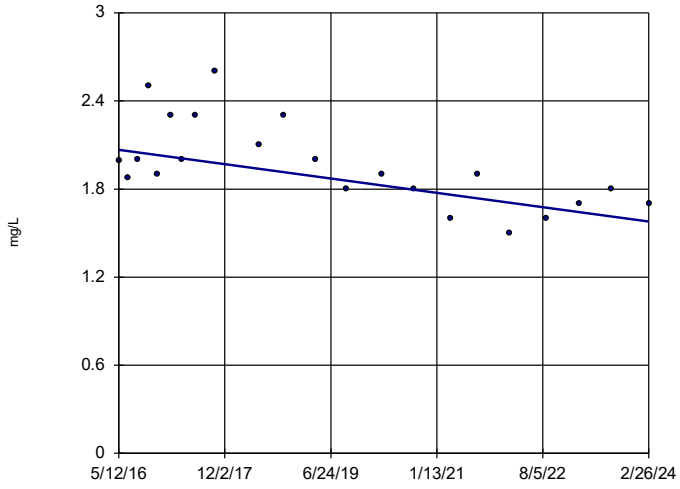

n = 22

Slope = -0.06245 units per year.

Mann-Kendall statistic = -103 critical = -92

Decreasing trend significant at 99% confidence level (α = 0.005 per tail).

Constituent: Boron, total Analysis Run 5/2/2024 9:31 AM View: Appendix III Trend Tests

Plant Scherer Data: Scherer AP

Sanitas™ v.10.0.16e Software licensed to . UG

Sen's Slope Estimator

SGWC-21

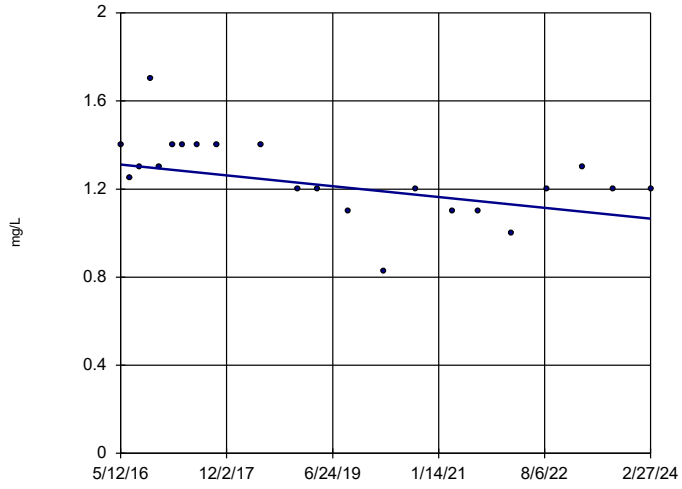

n = 22

Slope = -0.03163 units per year.

Mann-Kendall statistic = -95 critical = -92

Decreasing trend significant at 99% confidence level (α = 0.005 per tail).

Constituent: Boron, total Analysis Run 5/2/2024 9:31 AM View: Appendix III Trend Tests

Plant Scherer Data: Scherer AP

Sanitas™ v.10.0.16e Software licensed to . UG

Sen's Slope Estimator

SGWC-22

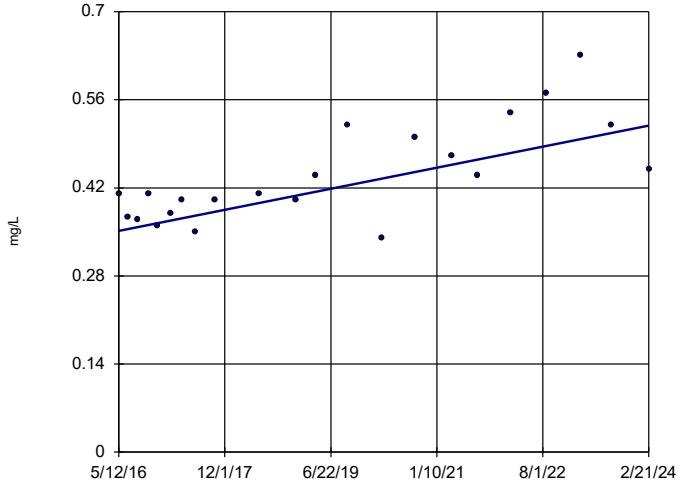

n = 22

Slope = 0.02152 units per year.

Mann-Kendall statistic = 117 critical = 92

Increasing trend significant at 99% confidence level (α = 0.005 per tail).

Constituent: Boron, total Analysis Run 5/2/2024 9:31 AM View: Appendix III Trend Tests

Plant Scherer Data: Scherer AP

Sanitas™ v.10.0.16e Software licensed to . UG

Sen's Slope Estimator

SGWC-23

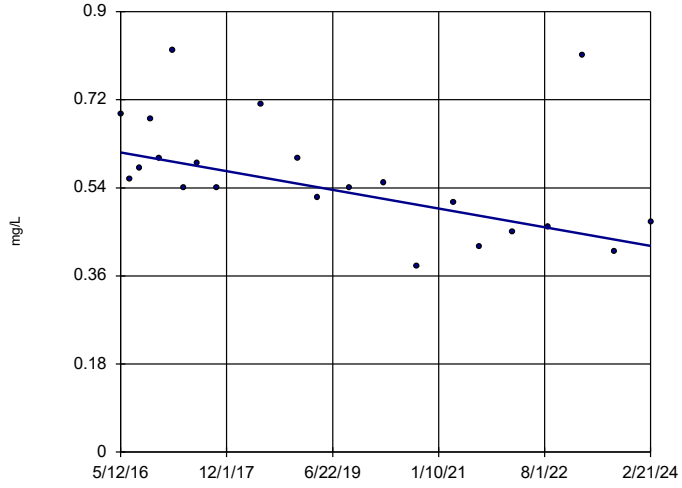

n = 22

Slope = -0.02452 units per year.

Mann-Kendall statistic = -103 critical = -92

Decreasing trend significant at 99% confidence level (α = 0.005 per tail).

Constituent: Boron, total Analysis Run 5/2/2024 9:31 AM View: Appendix III Trend Tests

Plant Scherer Data: Scherer AP

Sanitas™ v.10.0.16e Software licensed to . UG

Sen's Slope Estimator

SGWC-9

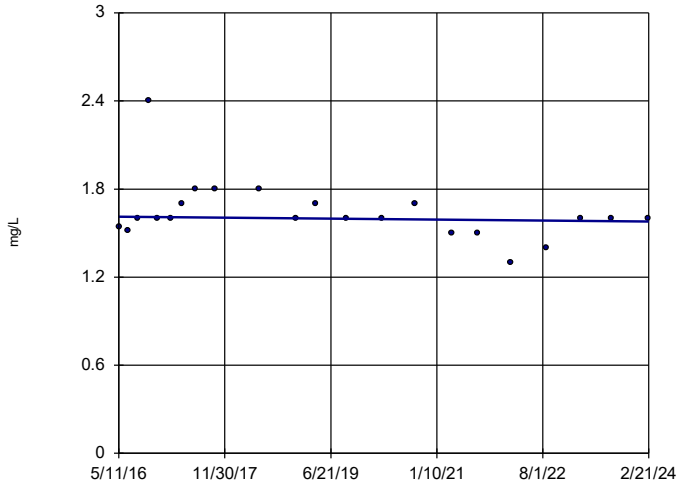

n = 22

Slope = -0.004205 units per year.

Mann-Kendall statistic = -46 critical = -92

Trend not significant at 99% confidence level (α = 0.005 per tail).

Constituent: Boron, total Analysis Run 5/2/2024 9:31 AM View: Appendix III Trend Tests

Plant Scherer Data: Scherer AP

Sanitas™ v.10.0.16e Software licensed to . UG

Sen's Slope Estimator

SGWA-1 (bg)

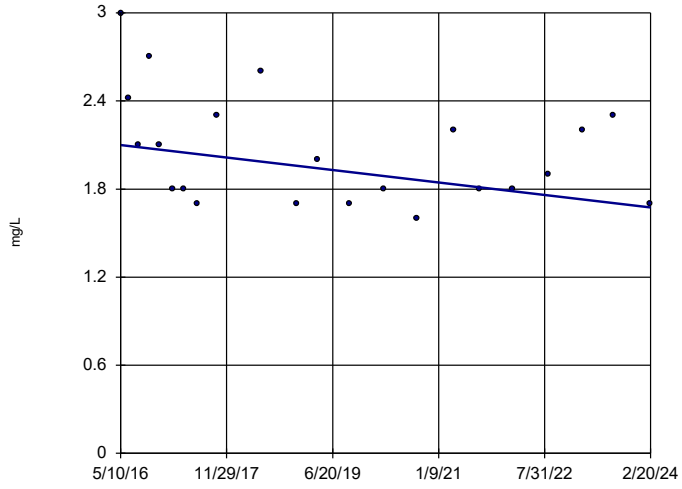

n = 22

Slope = -0.05467 units per year.

Mann-Kendall statistic = -58 critical = -92

Trend not significant at 99% confidence level (α = 0.005 per tail).

Constituent: Calcium, total Analysis Run 5/2/2024 9:31 AM View: Appendix III Trend Tests

Plant Scherer Data: Scherer AP

Sanitas™ v.10.0.16e Software licensed to . UG

Sen's Slope Estimator

SGWA-2 (bg)

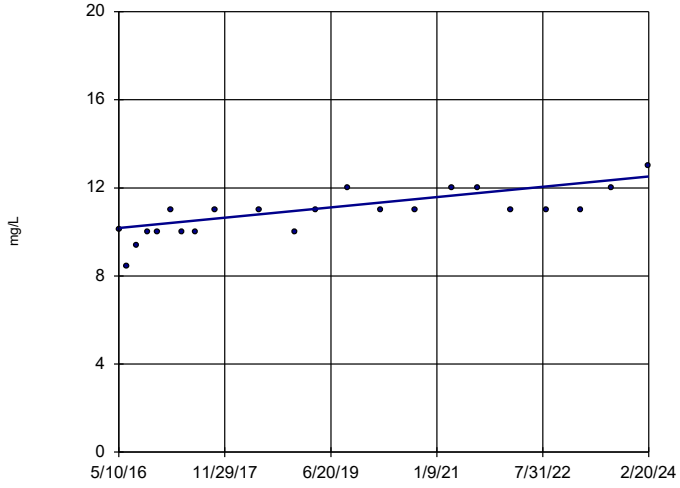

n = 22

Slope = 0.3005 units per year.

Mann-Kendall statistic = 133 critical = 92

Increasing trend significant at 99% confidence level (α = 0.005 per tail).

Constituent: Calcium, total Analysis Run 5/2/2024 9:31 AM View: Appendix III Trend Tests

Plant Scherer Data: Scherer AP

Sanitas™ v.10.0.16e Software licensed to . UG

Sen's Slope Estimator

SGWA-24 (bg)

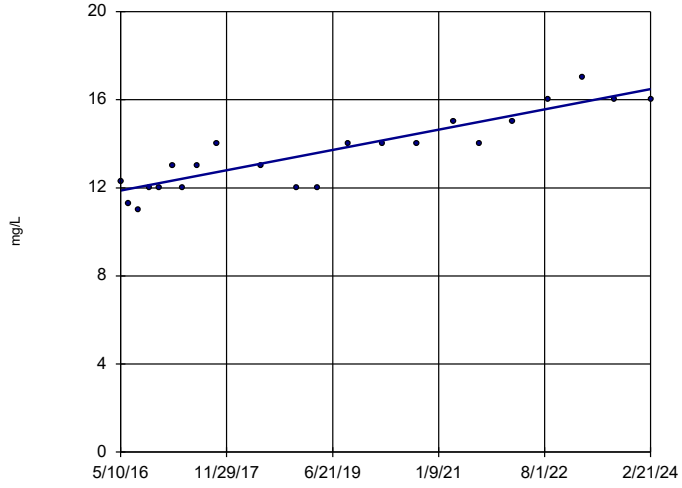

n = 22

Slope = 0.5897 units per year.

Mann-Kendall statistic = 162 critical = 92

Increasing trend significant at 99% confidence level (α = 0.005 per tail).

Constituent: Calcium, total Analysis Run 5/2/2024 9:31 AM View: Appendix III Trend Tests

Plant Scherer Data: Scherer AP

Sanitas™ v.10.0.16e Software licensed to . UG

Sen's Slope Estimator

SGWA-25 (bg)

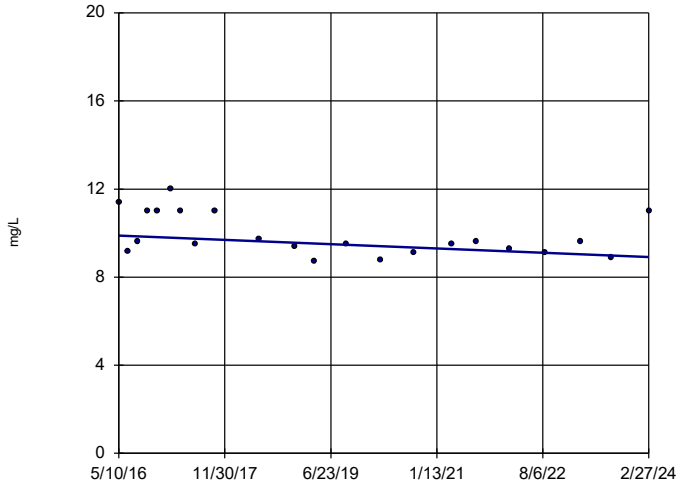

n = 22

Slope = -0.1243 units per year.

Mann-Kendall statistic = -70 critical = -92

Trend not significant at 99% confidence level (α = 0.005 per tail).

Constituent: Calcium, total Analysis Run 5/2/2024 9:31 AM View: Appendix III Trend Tests

Plant Scherer Data: Scherer AP

Sanitas™ v.10.0.16e Software licensed to . UG

Sen's Slope Estimator

SGWA-3 (bg)

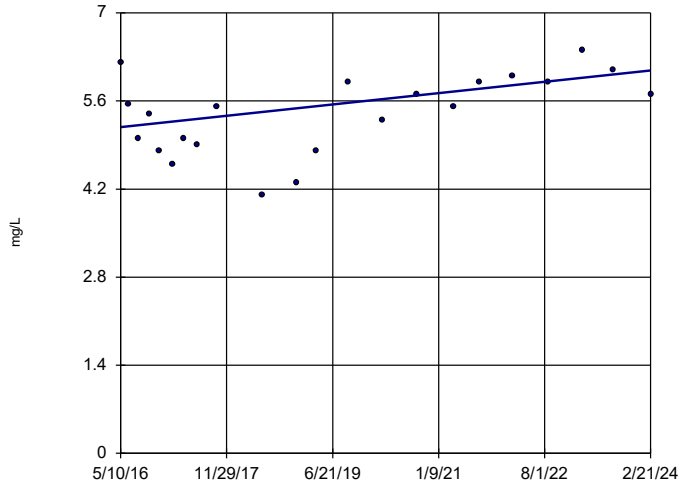

n = 22

Slope = 0.1154 units per year.

Mann-Kendall statistic = 76 critical = 92

Trend not significant at 99% confidence level (α = 0.005 per tail).

Constituent: Calcium, total Analysis Run 5/2/2024 9:31 AM View: Appendix III Trend Tests

Plant Scherer Data: Scherer AP

Sanitas™ v.10.0.16e Software licensed to . UG

Sen's Slope Estimator

SGWA-4 (bg)

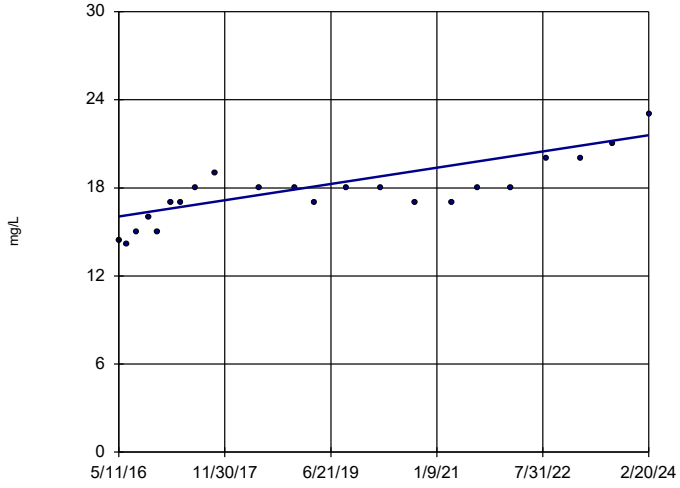

n = 22

Slope = 0.7115 units per year.

Mann-Kendall statistic = 150 critical = 92

Increasing trend significant at 99% confidence level (α = 0.005 per tail).

Constituent: Calcium, total Analysis Run 5/2/2024 9:31 AM View: Appendix III Trend Tests

Plant Scherer Data: Scherer AP

Sanitas™ v.10.0.16e Software licensed to . UG

Sen's Slope Estimator

SGWA-5 (bg)

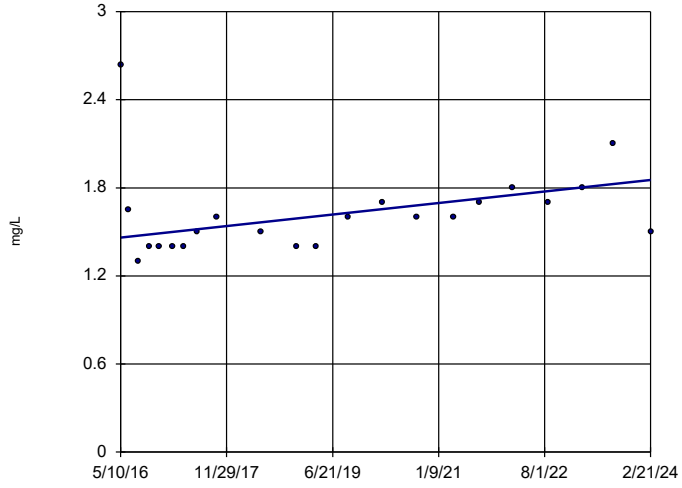

n = 22

Slope = 0.05034 units per year.

Mann-Kendall statistic = 93 critical = 92

Increasing trend significant at 99% confidence level (α = 0.005 per tail).

Constituent: Calcium, total Analysis Run 5/2/2024 9:31 AM View: Appendix III Trend Tests

Plant Scherer Data: Scherer AP

Sanitas™ v.10.0.16e Software licensed to . UG

Sen's Slope Estimator

SGWC-12

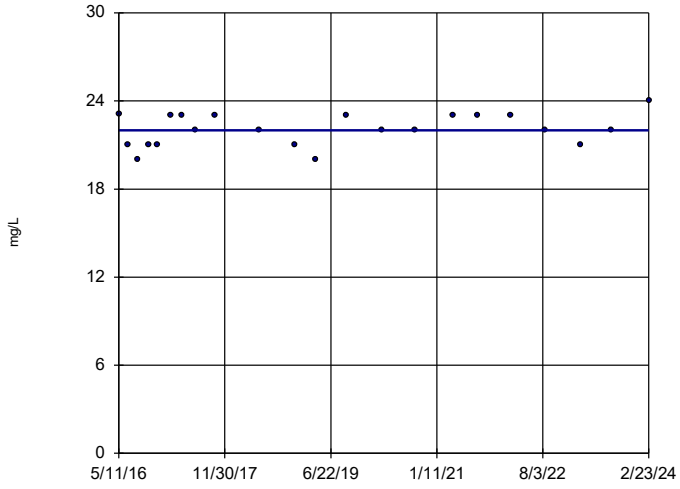

n = 22

Slope = 0 units per year.

Mann-Kendall statistic = 36 critical = 92

Trend not significant at 99% confidence level (α = 0.005 per tail).

Constituent: Calcium, total Analysis Run 5/2/2024 9:31 AM View: Appendix III Trend Tests

Plant Scherer Data: Scherer AP

Sanitas™ v.10.0.16e Software licensed to . UG

Sen's Slope Estimator

SGWC-13

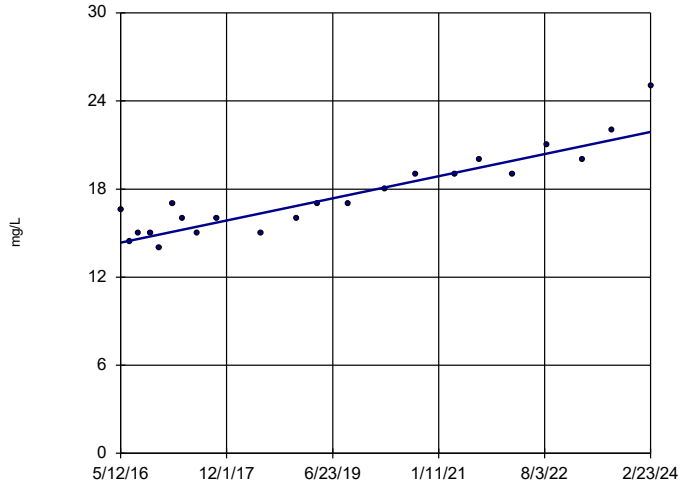

n = 22

Slope = 0.9707 units per year.

Mann-Kendall statistic = 171 critical = 92

Increasing trend significant at 99% confidence level (α = 0.005 per tail).

Constituent: Calcium, total Analysis Run 5/2/2024 9:31 AM View: Appendix III Trend Tests

Plant Scherer Data: Scherer AP

Sanitas™ v.10.0.16e Software licensed to . UG

Sen's Slope Estimator

SGWC-14

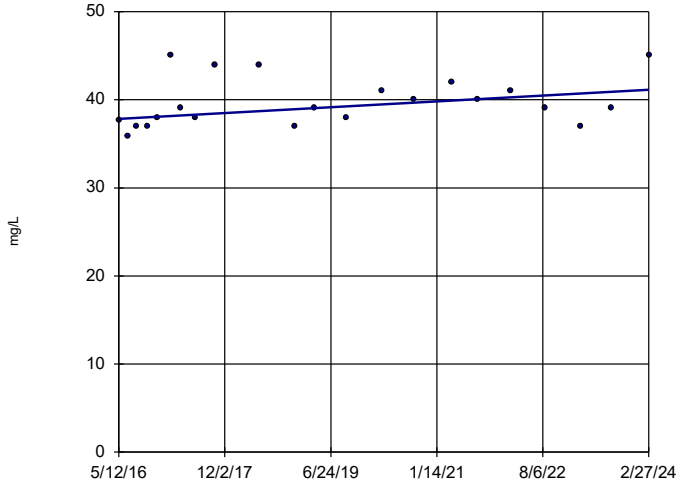

n = 22

Slope = 0.4254 units per year.

Mann-Kendall statistic = 66 critical = 92

Trend not significant at 99% confidence level (α = 0.005 per tail).

Constituent: Calcium, total Analysis Run 5/2/2024 9:31 AM View: Appendix III Trend Tests

Plant Scherer Data: Scherer AP

Sanitas™ v.10.0.16e Software licensed to . UG

Sen's Slope Estimator

SGWC-17

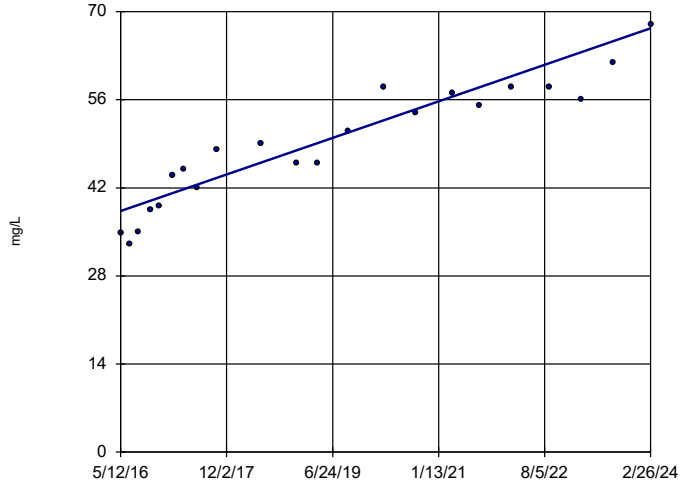

n = 22

Slope = 3.724 units per year.

Mann-Kendall statistic = 197 critical = 92

Increasing trend significant at 99% confidence level (α = 0.005 per tail).

Constituent: Calcium, total Analysis Run 5/2/2024 9:31 AM View: Appendix III Trend Tests

Plant Scherer Data: Scherer AP

Sanitas™ v.10.0.16e Software licensed to . UG

Sen's Slope Estimator

SGWC-18

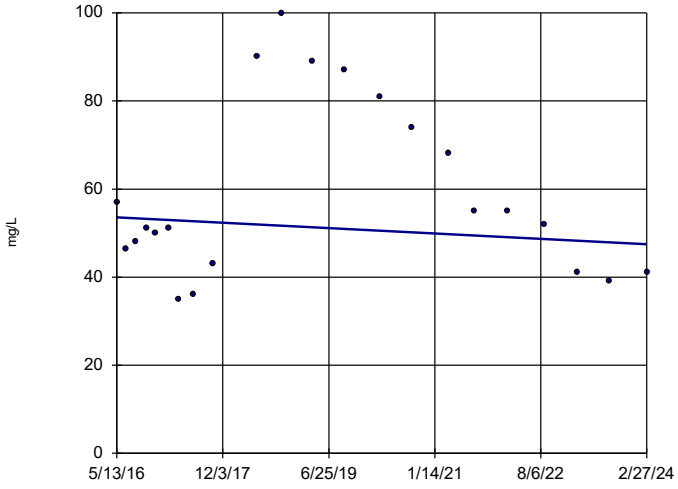

n = 22

Slope = -0.78 units per year.

Mann-Kendall statistic = -16 critical = -92

Trend not significant at 99% confidence level (α = 0.005 per tail).

Constituent: Calcium, total Analysis Run 5/2/2024 9:31 AM View: Appendix III Trend Tests

Plant Scherer Data: Scherer AP

Sanitas™ v.10.0.16e Software licensed to . UG

Sen's Slope Estimator

SGWC-19

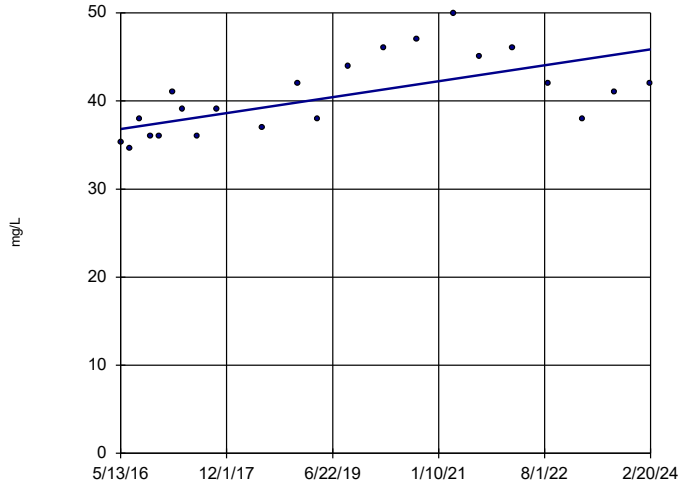

n = 22

Slope = 1.164 units per year.

Mann-Kendall statistic = 115 critical = 92

Increasing trend significant at 99% confidence level (α = 0.005 per tail).

Constituent: Calcium, total Analysis Run 5/2/2024 9:31 AM View: Appendix III Trend Tests

Plant Scherer Data: Scherer AP

Sanitas™ v.10.0.16e Software licensed to . UG

Sen's Slope Estimator

SGWC-21

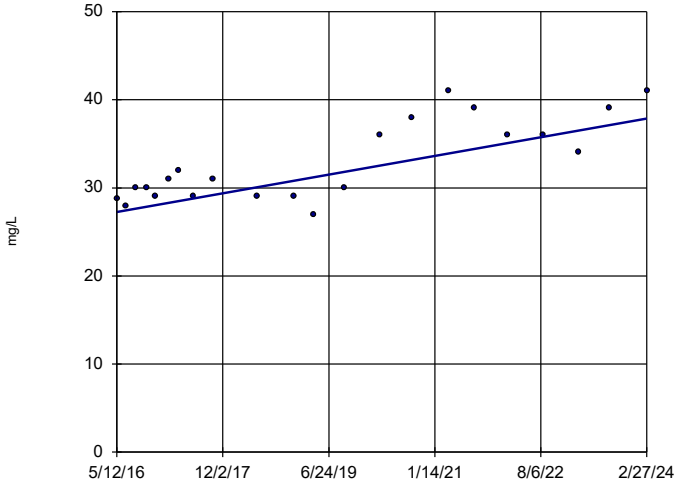

n = 22

Slope = 1.358 units per year.

Mann-Kendall statistic = 124 critical = 92

Increasing trend significant at 99% confidence level (α = 0.005 per tail).

Constituent: Calcium, total Analysis Run 5/2/2024 9:31 AM View: Appendix III Trend Tests

Plant Scherer Data: Scherer AP

Sanitas™ v.10.0.16e Software licensed to . UG

Sen's Slope Estimator

SGWC-22

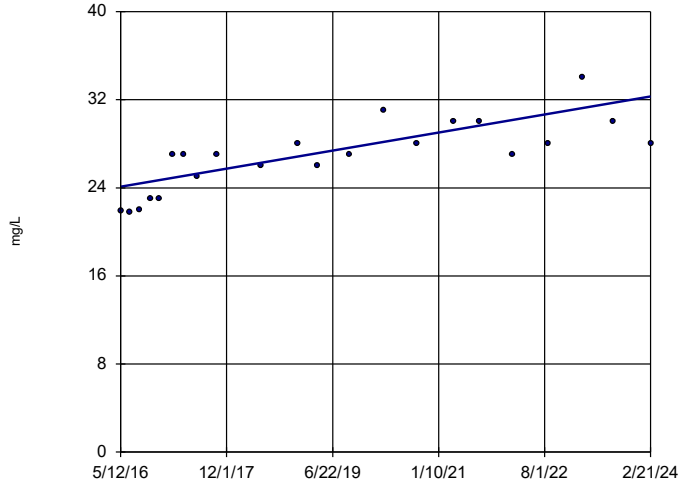

n = 22

Slope = 1.05 units per year.

Mann-Kendall statistic = 152 critical = 92

Increasing trend significant at 99% confidence level (α = 0.005 per tail).

Constituent: Calcium, total Analysis Run 5/2/2024 9:31 AM View: Appendix III Trend Tests

Plant Scherer Data: Scherer AP

Sanitas™ v.10.0.16e Software licensed to . UG

Sen's Slope Estimator

SGWC-8

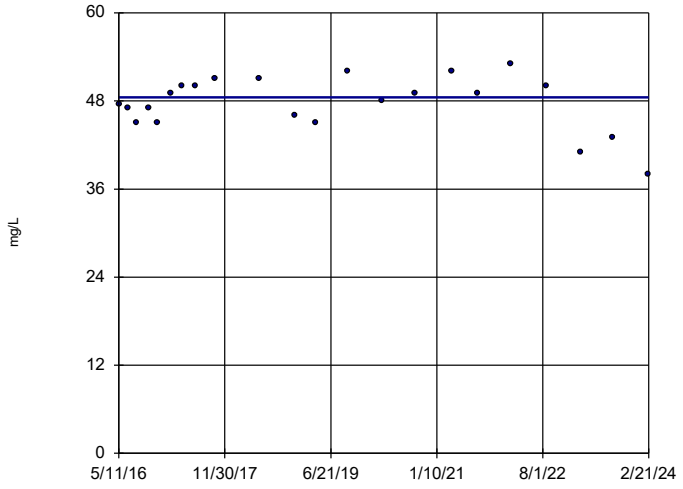

n = 22

Slope = 0
units per year.

Mann-Kendall
statistic = 9
critical = 92

Trend not sig-
nificant at 99%
confidence level
(α = 0.005 per
tail).

Constituent: Calcium, total Analysis Run 5/2/2024 9:31 AM View: Appendix III Trend Tests

Plant Scherer Data: Scherer AP

Sanitas™ v.10.0.16e Software licensed to . UG

Sen's Slope Estimator

SGWC-9

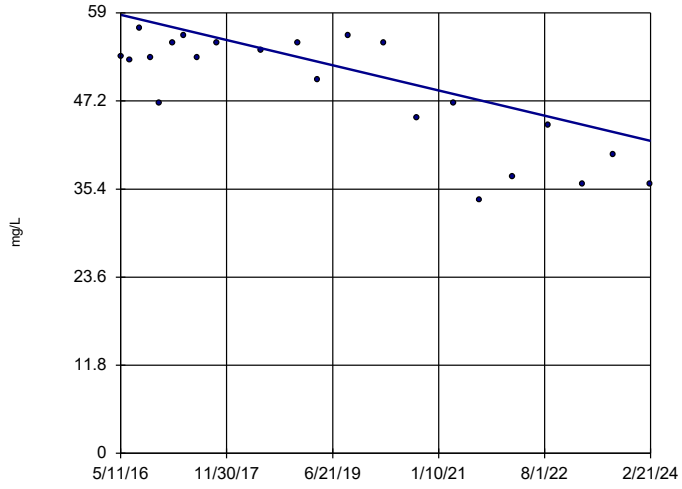

n = 22

Slope = -2.168
units per year.

Mann-Kendall
statistic = -107
critical = -92

Decreasing trend
significant at 99%
confidence level
(α = 0.005 per
tail).

Constituent: Calcium, total Analysis Run 5/2/2024 9:31 AM View: Appendix III Trend Tests

Plant Scherer Data: Scherer AP

Sanitas™ v.10.0.16e Software licensed to . UG

Sen's Slope Estimator

SGWA-1 (bg)

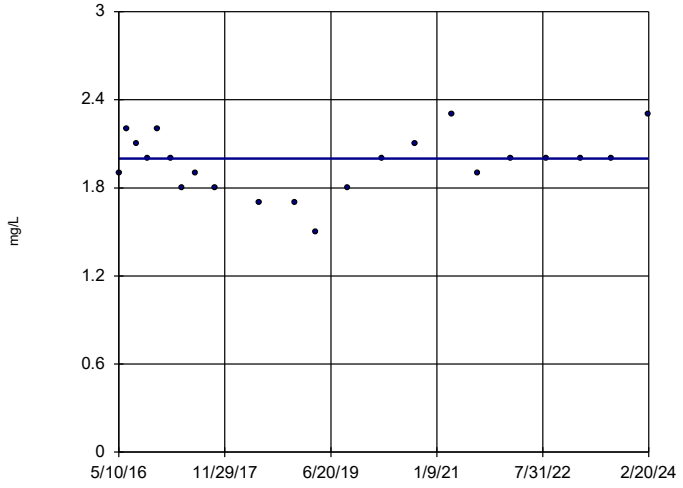

n = 22

Slope = 0
units per year.

Mann-Kendall
statistic = 14
critical = 92

Trend not sig-
nificant at 99%
confidence level
(α = 0.005 per
tail).

Constituent: Chloride, Total Analysis Run 5/2/2024 9:31 AM View: Appendix III Trend Tests

Plant Scherer Data: Scherer AP

Sanitas™ v.10.0.16e Software licensed to . UG

Sen's Slope Estimator

SGWA-2 (bg)

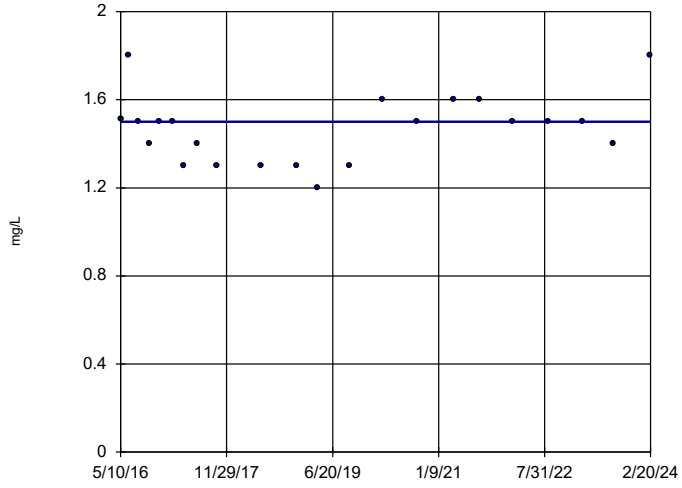

n = 22

Slope = 0
units per year.

Mann-Kendall
statistic = 9
critical = 92

Trend not sig-
nificant at 99%
confidence level
(α = 0.005 per
tail).

Constituent: Chloride, Total Analysis Run 5/2/2024 9:31 AM View: Appendix III Trend Tests

Plant Scherer Data: Scherer AP

Sanitas™ v.10.0.16e Software licensed to . UG

Sen's Slope Estimator

SGWA-24 (bg)

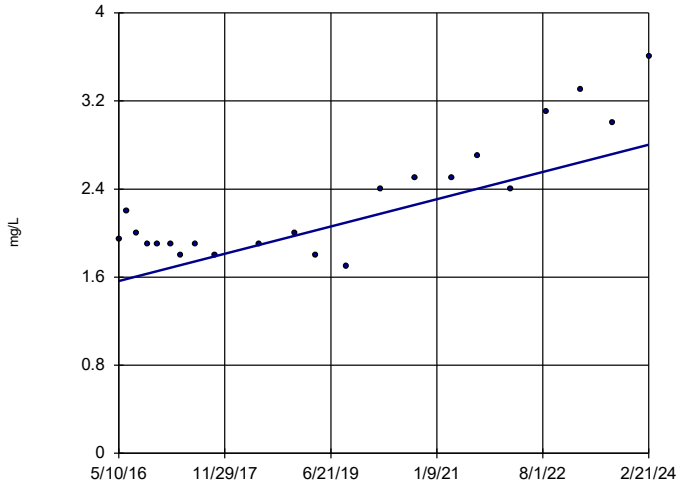

n = 22

Slope = 0.1588 units per year.

Mann-Kendall statistic = 103 critical = 92

Increasing trend significant at 99% confidence level (α = 0.005 per tail).

Constituent: Chloride, Total Analysis Run 5/2/2024 9:31 AM View: Appendix III Trend Tests

Plant Scherer Data: Scherer AP

Sanitas™ v.10.0.16e Software licensed to . UG

Sen's Slope Estimator

SGWA-25 (bg)

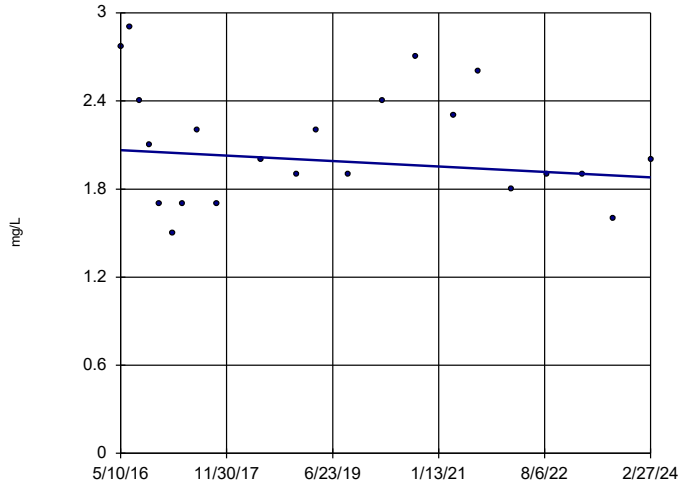

n = 22

Slope = -0.02378 units per year.

Mann-Kendall statistic = -27 critical = -92

Trend not significant at 99% confidence level (α = 0.005 per tail).

Constituent: Chloride, Total Analysis Run 5/2/2024 9:31 AM View: Appendix III Trend Tests

Plant Scherer Data: Scherer AP

Sanitas™ v.10.0.16e Software licensed to . UG

Sen's Slope Estimator

SGWA-3 (bg)

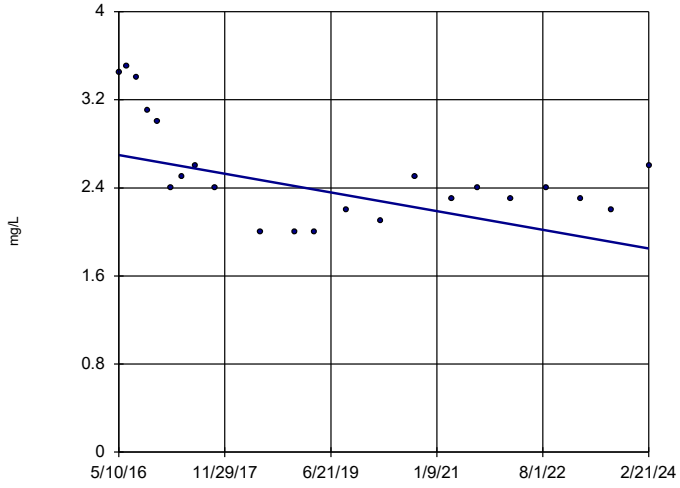

n = 22

Slope = -0.1091 units per year.

Mann-Kendall statistic = -88 critical = -92

Trend not significant at 99% confidence level (α = 0.005 per tail).

Constituent: Chloride, Total Analysis Run 5/2/2024 9:31 AM View: Appendix III Trend Tests

Plant Scherer Data: Scherer AP

Sanitas™ v.10.0.16e Software licensed to . UG

Sen's Slope Estimator

SGWA-4 (bg)

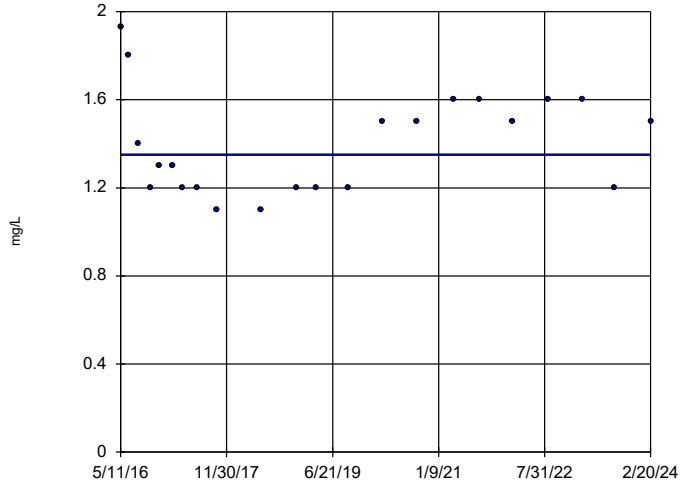

n = 22

Slope = 0 units per year.

Mann-Kendall statistic = 22 critical = 92

Trend not significant at 99% confidence level (α = 0.005 per tail).

Constituent: Chloride, Total Analysis Run 5/2/2024 9:31 AM View: Appendix III Trend Tests

Plant Scherer Data: Scherer AP

Sanitas™ v.10.0.16e Software licensed to . UG

Sen's Slope Estimator

SGWA-5 (bg)

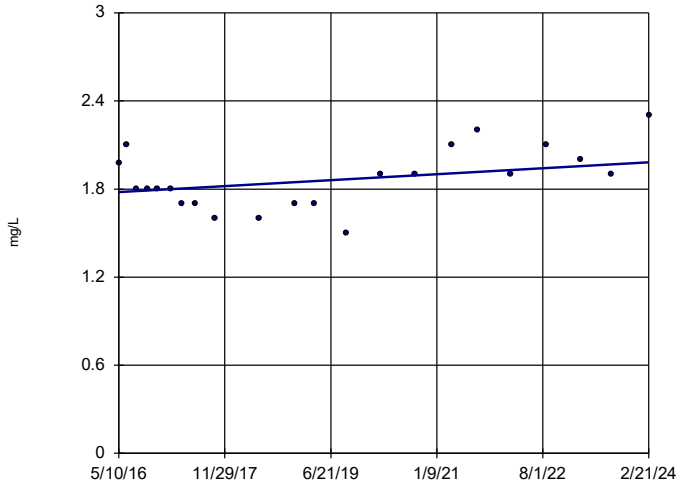

n = 22

Slope = 0.02608 units per year.

Mann-Kendall statistic = 51 critical = 92

Trend not significant at 99% confidence level (α = 0.005 per tail).

Constituent: Chloride, Total Analysis Run 5/2/2024 9:31 AM View: Appendix III Trend Tests

Plant Scherer Data: Scherer AP

Sanitas™ v.10.0.16e Software licensed to . UG

Sen's Slope Estimator

SGWC-10

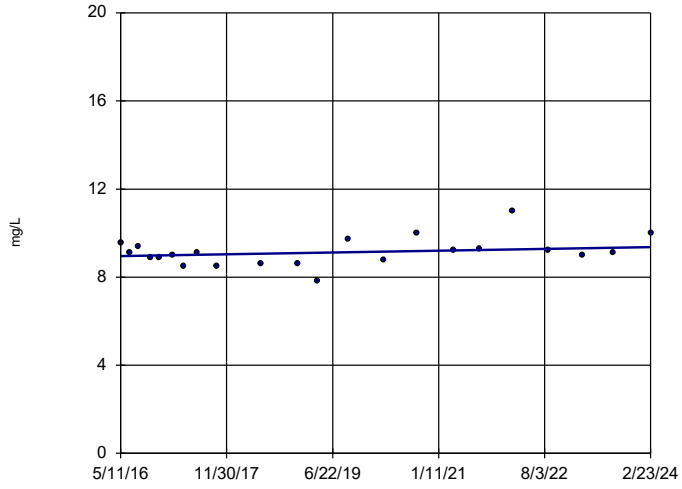

n = 22

Slope = 0.05136 units per year.

Mann-Kendall statistic = 38 critical = 92

Trend not significant at 99% confidence level (α = 0.005 per tail).

Constituent: Chloride, Total Analysis Run 5/2/2024 9:31 AM View: Appendix III Trend Tests

Plant Scherer Data: Scherer AP

Sanitas™ v.10.0.16e Software licensed to . UG

Sen's Slope Estimator

SGWC-11

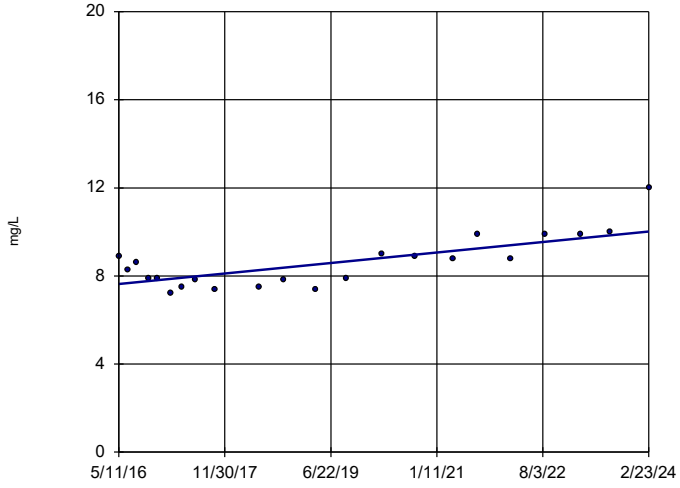

n = 22

Slope = 0.3067 units per year.

Mann-Kendall statistic = 99 critical = 92

Increasing trend significant at 99% confidence level (α = 0.005 per tail).

Constituent: Chloride, Total Analysis Run 5/2/2024 9:31 AM View: Appendix III Trend Tests

Plant Scherer Data: Scherer AP

Sanitas™ v.10.0.16e Software licensed to . UG

Sen's Slope Estimator

SGWC-12

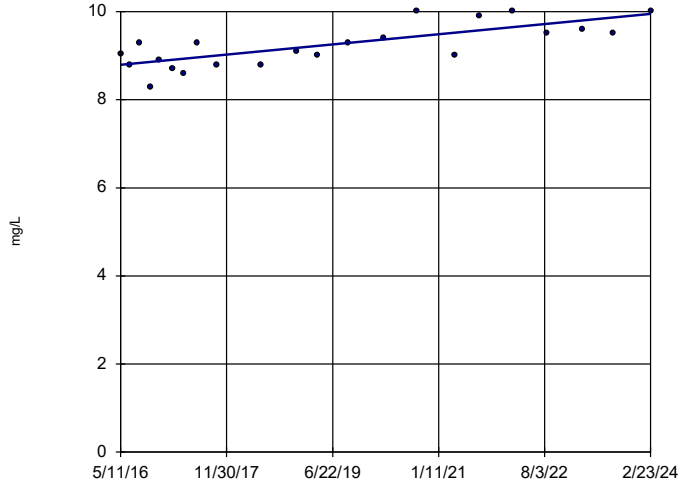

n = 22

Slope = 0.1478 units per year.

Mann-Kendall statistic = 126 critical = 92

Increasing trend significant at 99% confidence level (α = 0.005 per tail).

Constituent: Chloride, Total Analysis Run 5/2/2024 9:31 AM View: Appendix III Trend Tests

Plant Scherer Data: Scherer AP

Sanitas™ v.10.0.16e Software licensed to . UG

Sen's Slope Estimator

SGWC-13

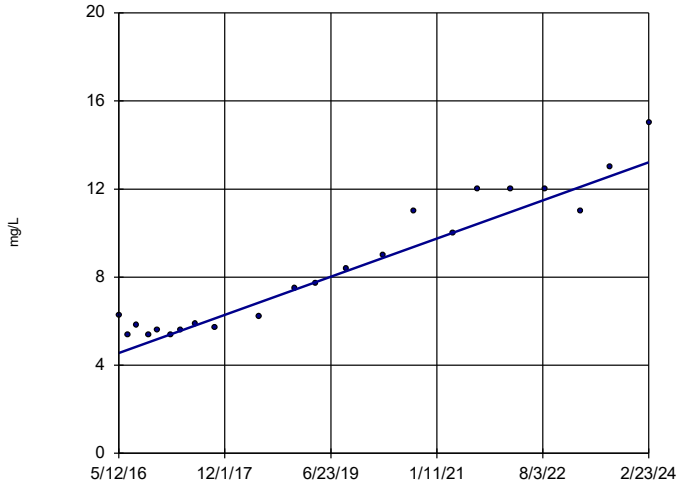

n = 22

Slope = 1.112 units per year.

Mann-Kendall statistic = 183 critical = 92

Increasing trend significant at 99% confidence level (α = 0.005 per tail).

Constituent: Chloride, Total Analysis Run 5/2/2024 9:31 AM View: Appendix III Trend Tests

Plant Scherer Data: Scherer AP

Sanitas™ v.10.0.16e Software licensed to . UG

Sen's Slope Estimator

SGWC-14

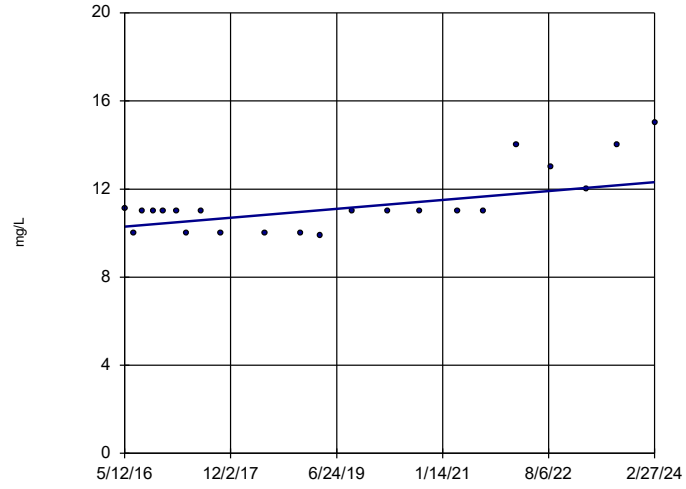

n = 22

Slope = 0.2592 units per year.

Mann-Kendall statistic = 79 critical = 92

Trend not significant at 99% confidence level (α = 0.005 per tail).

Constituent: Chloride, Total Analysis Run 5/2/2024 9:31 AM View: Appendix III Trend Tests

Plant Scherer Data: Scherer AP

Sanitas™ v.10.0.16e Software licensed to . UG

Sen's Slope Estimator

SGWC-15

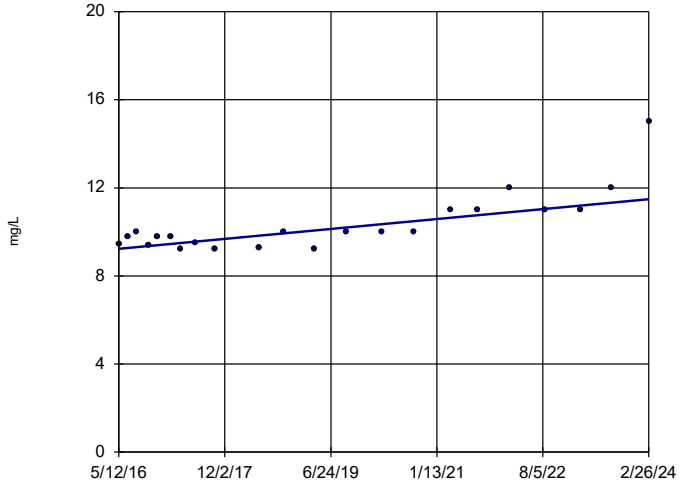

n = 22

Slope = 0.2901 units per year.

Mann-Kendall statistic = 128 critical = 92

Increasing trend significant at 99% confidence level (α = 0.005 per tail).

Constituent: Chloride, Total Analysis Run 5/2/2024 9:31 AM View: Appendix III Trend Tests

Plant Scherer Data: Scherer AP

Sanitas™ v.10.0.16e Software licensed to . UG

Sen's Slope Estimator

SGWC-16

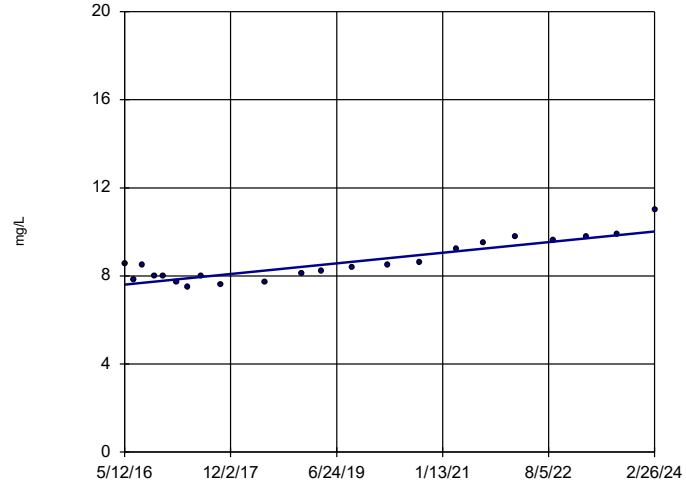

n = 22

Slope = 0.31 units per year.

Mann-Kendall statistic = 145 critical = 92

Increasing trend significant at 99% confidence level (α = 0.005 per tail).

Constituent: Chloride, Total Analysis Run 5/2/2024 9:31 AM View: Appendix III Trend Tests

Plant Scherer Data: Scherer AP

Sanitas™ v.10.0.16e Software licensed to . UG

Sen's Slope Estimator

SGWC-17

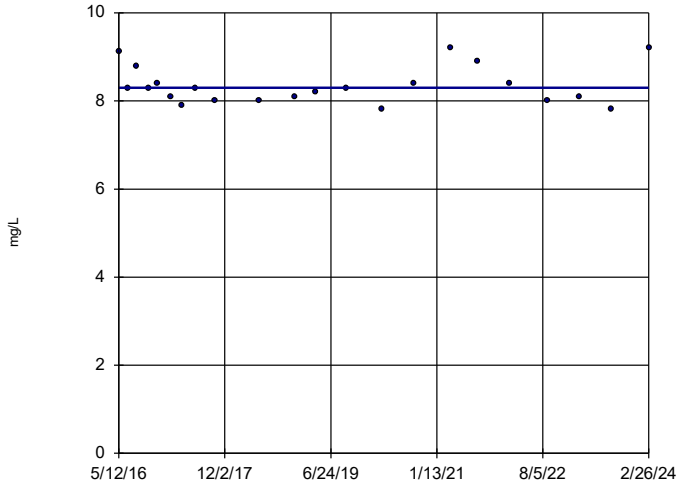

n = 22

Slope = 0 units per year.

Mann-Kendall statistic = -16 critical = -92

Trend not significant at 99% confidence level (α = 0.005 per tail).

Constituent: Chloride, Total Analysis Run 5/2/2024 9:31 AM View: Appendix III Trend Tests

Plant Scherer Data: Scherer AP

Sanitas™ v.10.0.16e Software licensed to . UG

Sen's Slope Estimator

SGWC-19

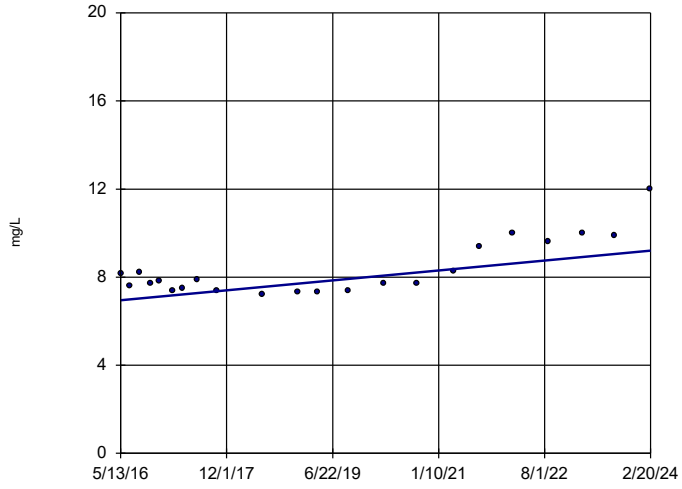

n = 22

Slope = 0.2885 units per year.

Mann-Kendall statistic = 85 critical = 92

Trend not significant at 99% confidence level (α = 0.005 per tail).

Constituent: Chloride, Total Analysis Run 5/2/2024 9:31 AM View: Appendix III Trend Tests

Plant Scherer Data: Scherer AP

Sanitas™ v.10.0.16e Software licensed to . UG

Sen's Slope Estimator

SGWC-20

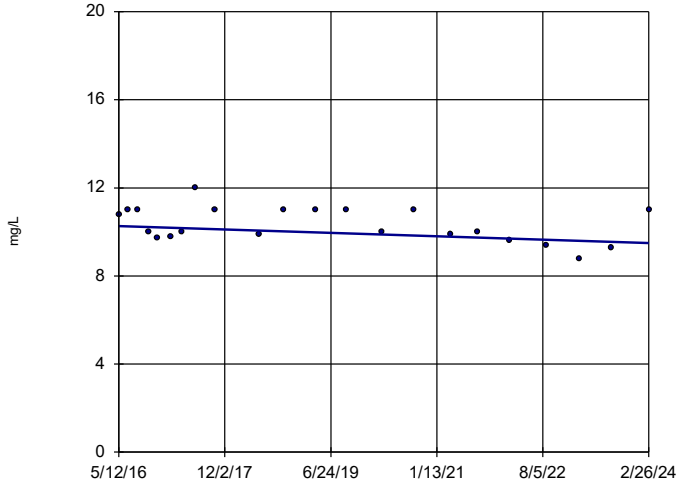

n = 22

Slope = -0.09812 units per year.

Mann-Kendall statistic = -62 critical = -92

Trend not significant at 99% confidence level (α = 0.005 per tail).

Constituent: Chloride, Total Analysis Run 5/2/2024 9:31 AM View: Appendix III Trend Tests

Plant Scherer Data: Scherer AP

Sanitas™ v.10.0.16e Software licensed to . UG

Sen's Slope Estimator

SGWC-21

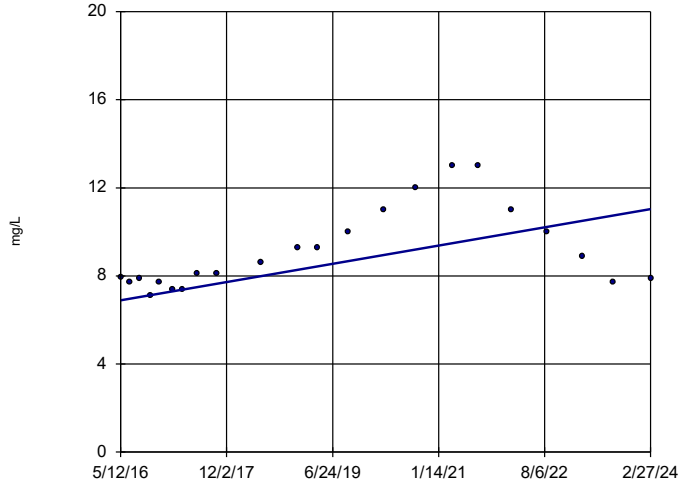

n = 22

Slope = 0.5305 units per year.

Mann-Kendall statistic = 99 critical = 92

Increasing trend significant at 99% confidence level (α = 0.005 per tail).

Constituent: Chloride, Total Analysis Run 5/2/2024 9:31 AM View: Appendix III Trend Tests

Plant Scherer Data: Scherer AP

Sanitas™ v.10.0.16e Software licensed to . UG

Sen's Slope Estimator

SGWC-22

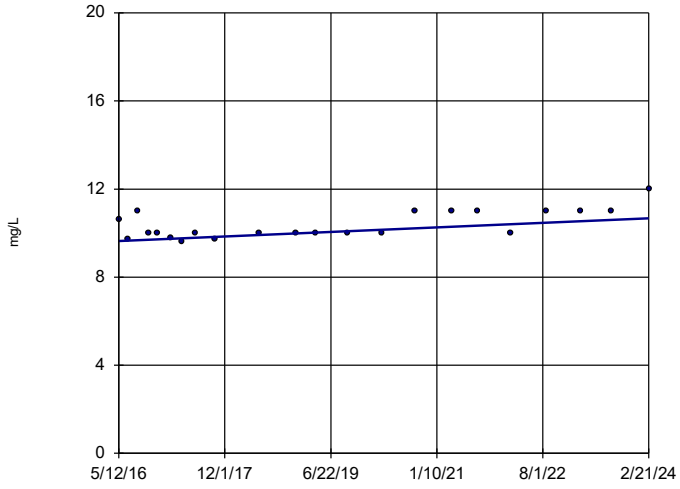

n = 22

Slope = 0.1331 units per year.

Mann-Kendall statistic = 97 critical = 92

Increasing trend significant at 99% confidence level (α = 0.005 per tail).

Constituent: Chloride, Total Analysis Run 5/2/2024 9:31 AM View: Appendix III Trend Tests

Plant Scherer Data: Scherer AP

Sanitas™ v.10.0.16e Software licensed to . UG

Sen's Slope Estimator

SGWC-23

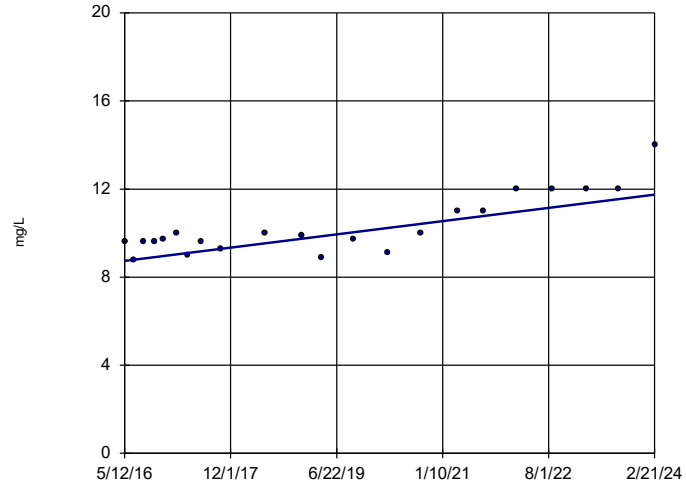

n = 22

Slope = 0.3867 units per year.

Mann-Kendall statistic = 133 critical = 92

Increasing trend significant at 99% confidence level (α = 0.005 per tail).

Constituent: Chloride, Total Analysis Run 5/2/2024 9:31 AM View: Appendix III Trend Tests

Plant Scherer Data: Scherer AP

Sanitas™ v.10.0.16e Software licensed to . UG

Sen's Slope Estimator

SGWC-7

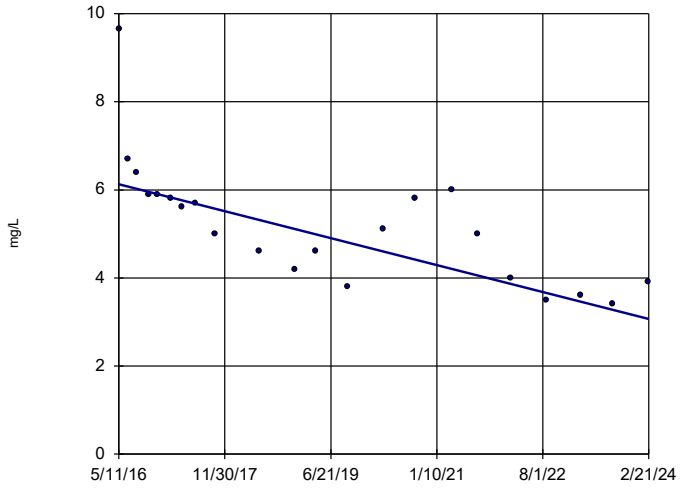

n = 22

Slope = -0.3923 units per year.

Mann-Kendall statistic = -153 critical = -92

Decreasing trend significant at 99% confidence level (α = 0.005 per tail).

Constituent: Chloride, Total Analysis Run 5/2/2024 9:31 AM View: Appendix III Trend Tests

Plant Scherer Data: Scherer AP

Sanitas™ v.10.0.16e Software licensed to . UG

Sen's Slope Estimator

SGWC-8

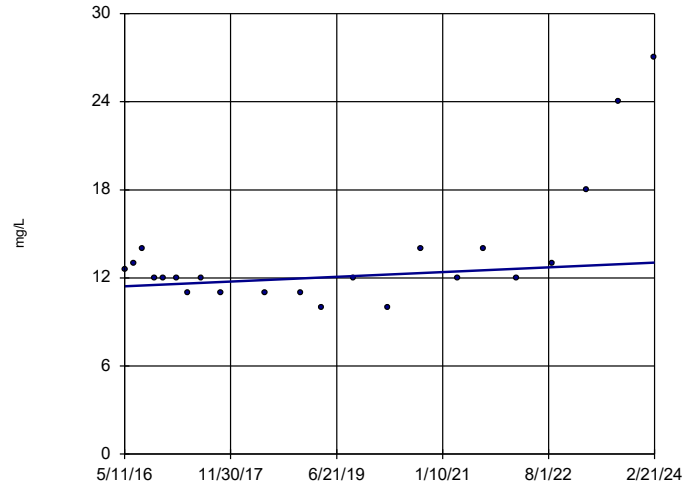

n = 22

Slope = 0.2068 units per year.

Mann-Kendall statistic = 45 critical = 92

Trend not significant at 99% confidence level (α = 0.005 per tail).

Constituent: Chloride, Total Analysis Run 5/2/2024 9:31 AM View: Appendix III Trend Tests

Plant Scherer Data: Scherer AP

Sanitas™ v.10.0.16e Software licensed to . UG

Sen's Slope Estimator

SGWC-9

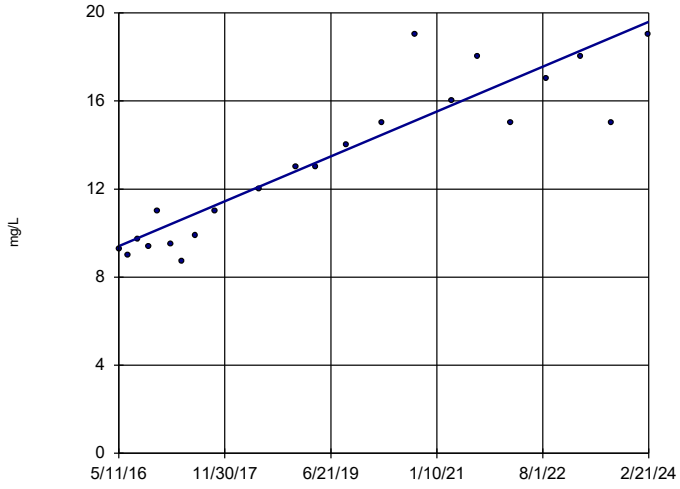

n = 22

Slope = 1.307 units per year.

Mann-Kendall statistic = 176 critical = 92

Increasing trend significant at 99% confidence level (α = 0.005 per tail).

Constituent: Chloride, Total Analysis Run 5/2/2024 9:31 AM View: Appendix III Trend Tests

Plant Scherer Data: Scherer AP

Sanitas™ v.10.0.16e Software licensed to . UG

Hollow symbols indicate censored values.

Sen's Slope Estimator

SGWA-1 (bg)

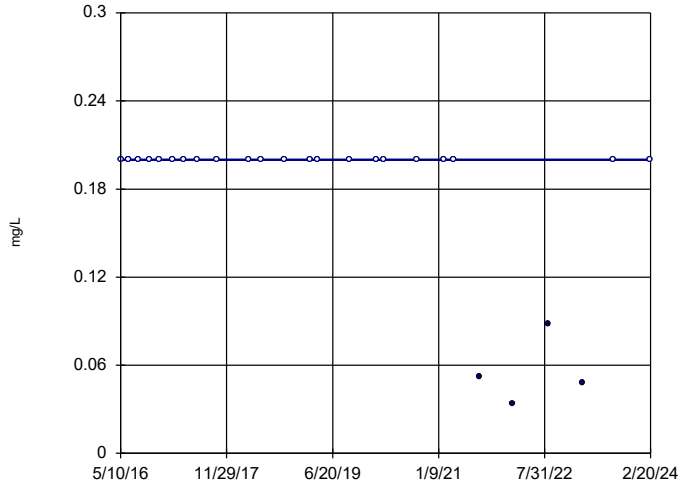

n = 26

Slope = 0 units per year.

Mann-Kendall statistic = -72 critical = -118

Trend not significant at 99% confidence level (α = 0.005 per tail).

Constituent: Fluoride, total Analysis Run 5/2/2024 9:31 AM View: Appendix III Trend Tests

Plant Scherer Data: Scherer AP

Sanitas™ v.10.0.16e Software licensed to . UG

Hollow symbols indicate censored values.

Sen's Slope Estimator

SGWA-2 (bg)

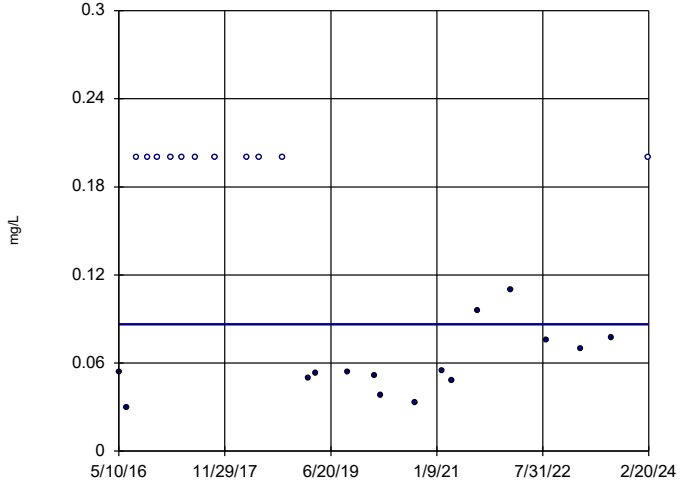

n = 26

Slope = 0 units per year.

Mann-Kendall statistic = -50 critical = -118

Trend not significant at 99% confidence level (α = 0.005 per tail).

Constituent: Fluoride, total Analysis Run 5/2/2024 9:31 AM View: Appendix III Trend Tests

Plant Scherer Data: Scherer AP

Sanitas™ v.10.0.16e Software licensed to . UG

Hollow symbols indicate censored values.

Sen's Slope Estimator

SGWA-24 (bg)

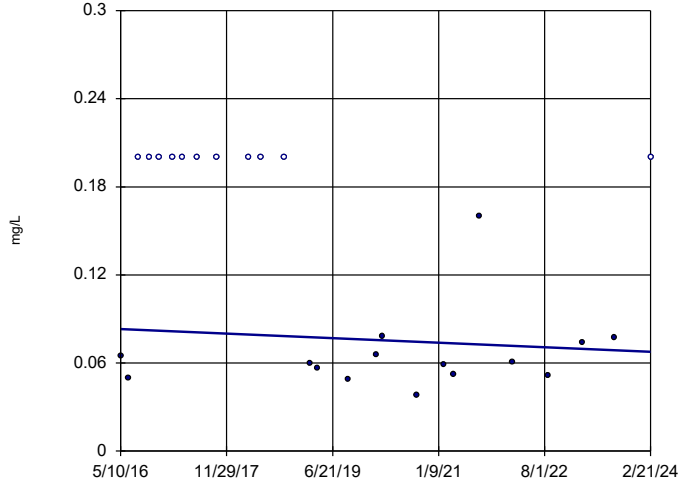

n = 26

Slope = -0.001995 units per year.

Mann-Kendall statistic = -74 critical = -118

Trend not significant at 99% confidence level (α = 0.005 per tail).

Constituent: Fluoride, total Analysis Run 5/2/2024 9:31 AM View: Appendix III Trend Tests

Plant Scherer Data: Scherer AP

Sanitas™ v.10.0.16e Software licensed to . UG
Hollow symbols indicate censored values.

Sen's Slope Estimator

SGWA-25 (bg)

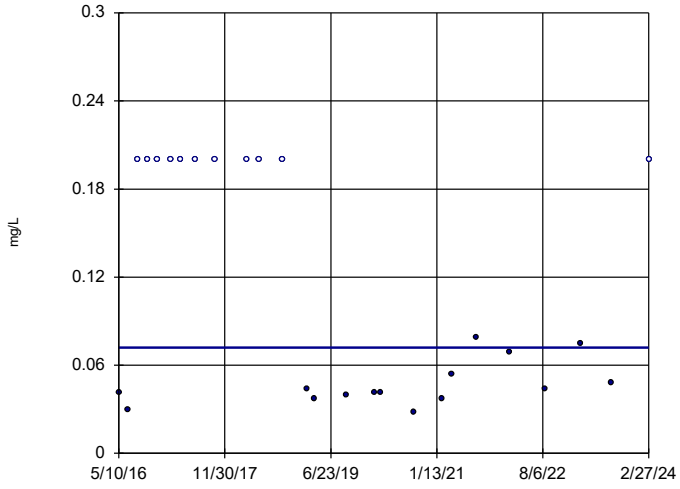

n = 26

Slope = 0
units per year.

Mann-Kendall
statistic = -51
critical = -118

Trend not sig-
nificant at 99%
confidence level
(α = 0.005 per
tail).

Constituent: Fluoride, total Analysis Run 5/2/2024 9:31 AM View: Appendix III Trend Tests
Plant Scherer Data: Scherer AP

Sanitas™ v.10.0.16e Software licensed to . UG
Hollow symbols indicate censored values.

Sen's Slope Estimator

SGWA-3 (bg)

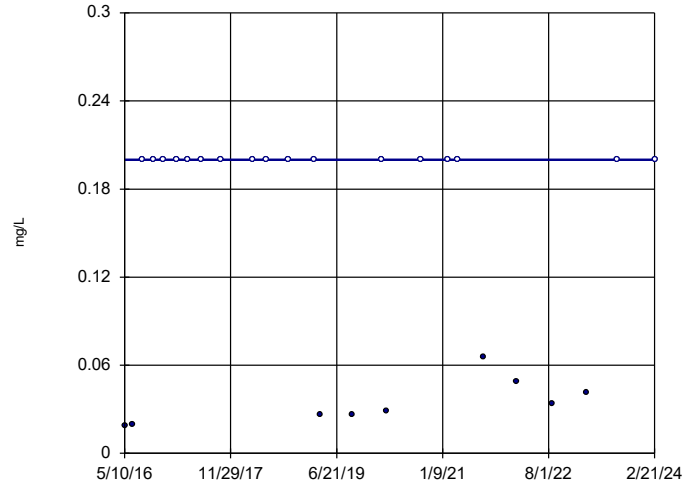

n = 26

Slope = 0
units per year.

Mann-Kendall
statistic = -10
critical = -118

Trend not sig-
nificant at 99%
confidence level
(α = 0.005 per
tail).

Constituent: Fluoride, total Analysis Run 5/2/2024 9:31 AM View: Appendix III Trend Tests
Plant Scherer Data: Scherer AP

Sanitas™ v.10.0.16e Software licensed to . UG
Hollow symbols indicate censored values.

Sen's Slope Estimator

SGWA-4 (bg)

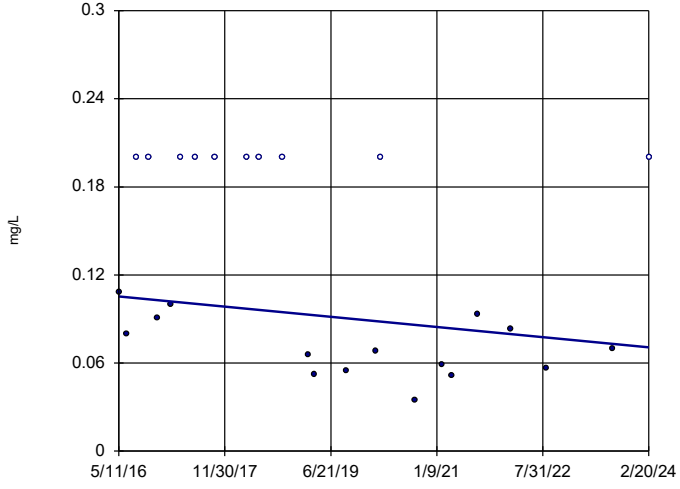

n = 25

Slope = -0.004439
units per year.

Mann-Kendall
statistic = -73
critical = -111

Trend not sig-
nificant at 99%
confidence level
(α = 0.005 per
tail).

Constituent: Fluoride, total Analysis Run 5/2/2024 9:31 AM View: Appendix III Trend Tests
Plant Scherer Data: Scherer AP

Sanitas™ v.10.0.16e Software licensed to . UG
Hollow symbols indicate censored values.

Sen's Slope Estimator

SGWA-5 (bg)

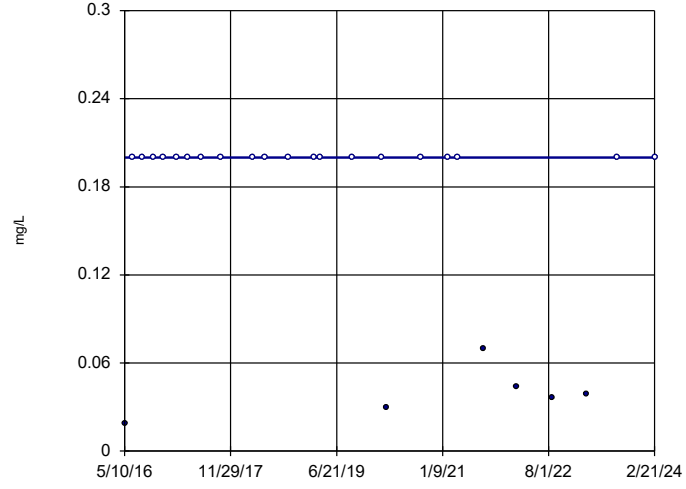

n = 26

Slope = 0
units per year.

Mann-Kendall
statistic = -49
critical = -118

Trend not sig-
nificant at 99%
confidence level
(α = 0.005 per
tail).

Constituent: Fluoride, total Analysis Run 5/2/2024 9:31 AM View: Appendix III Trend Tests
Plant Scherer Data: Scherer AP

Sanitas™ v.10.0.16e Software licensed to . UG

Sen's Slope Estimator

SGWC-8

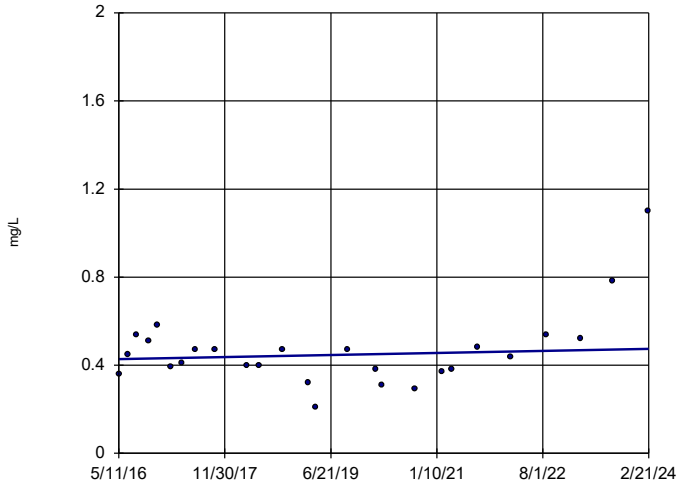

n = 26

Slope = 0.005831 units per year.

Mann-Kendall statistic = 28 critical = 118

Trend not significant at 99% confidence level (α = 0.005 per tail).

Constituent: Fluoride, total Analysis Run 5/2/2024 9:31 AM View: Appendix III Trend Tests

Plant Scherer Data: Scherer AP

Sanitas™ v.10.0.16e Software licensed to . UG

Sen's Slope Estimator

SGWA-1 (bg)

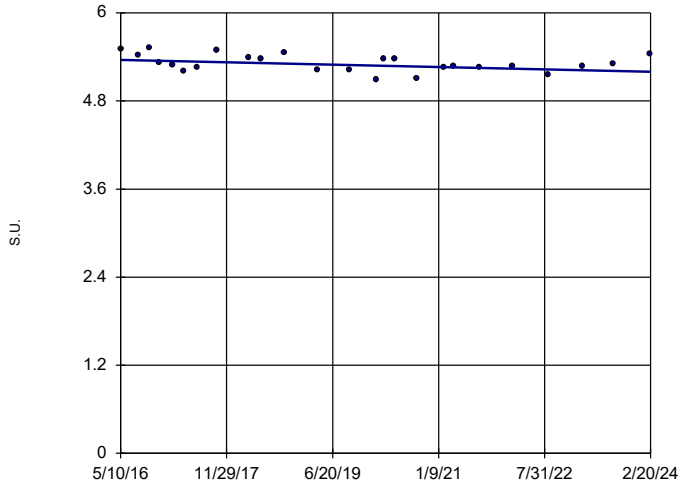

n = 25

Slope = -0.02077 units per year.

Mann-Kendall statistic = -72 critical = -111

Trend not significant at 99% confidence level (α = 0.005 per tail).

Constituent: pH Analysis Run 5/2/2024 9:31 AM View: Appendix III Trend Tests

Plant Scherer Data: Scherer AP

Sanitas™ v.10.0.16e Software licensed to . UG

Sen's Slope Estimator

SGWA-2 (bg)

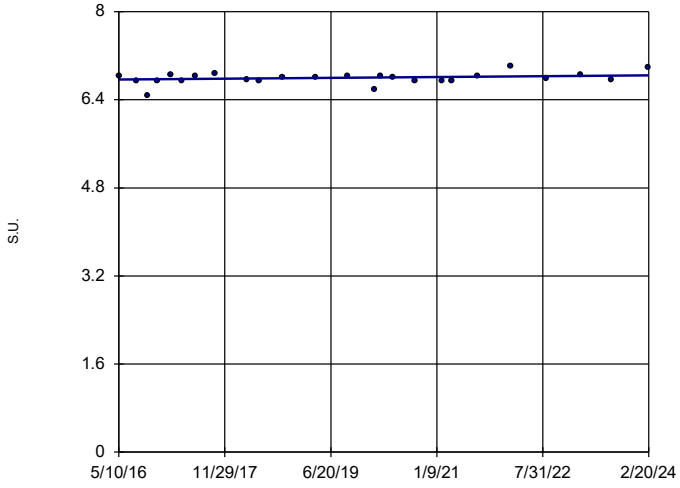

n = 25

Slope = 0.01011 units per year.

Mann-Kendall statistic = 56 critical = 111

Trend not significant at 99% confidence level (α = 0.005 per tail).

Constituent: pH Analysis Run 5/2/2024 9:31 AM View: Appendix III Trend Tests

Plant Scherer Data: Scherer AP

Sanitas™ v.10.0.16e Software licensed to . UG

Sen's Slope Estimator

SGWA-24 (bg)

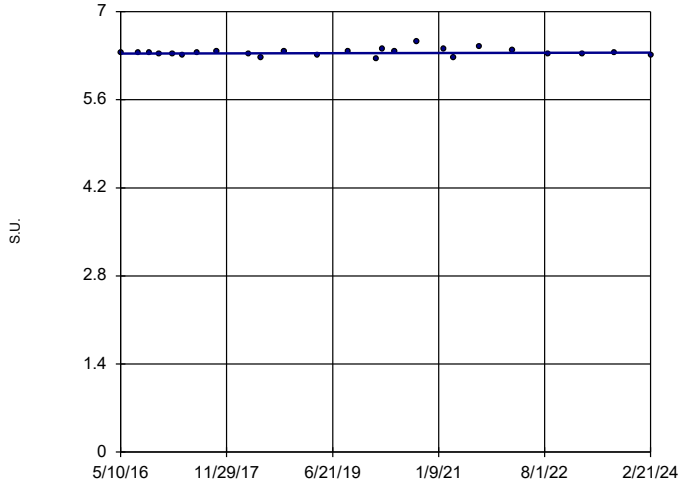

n = 25

Slope = 0.002169 units per year.

Mann-Kendall statistic = 26 critical = 111

Trend not significant at 99% confidence level (α = 0.005 per tail).

Constituent: pH Analysis Run 5/2/2024 9:31 AM View: Appendix III Trend Tests

Plant Scherer Data: Scherer AP

Sanitas™ v.10.0.16e Software licensed to . UG

Sen's Slope Estimator

SGWA-25 (bg)

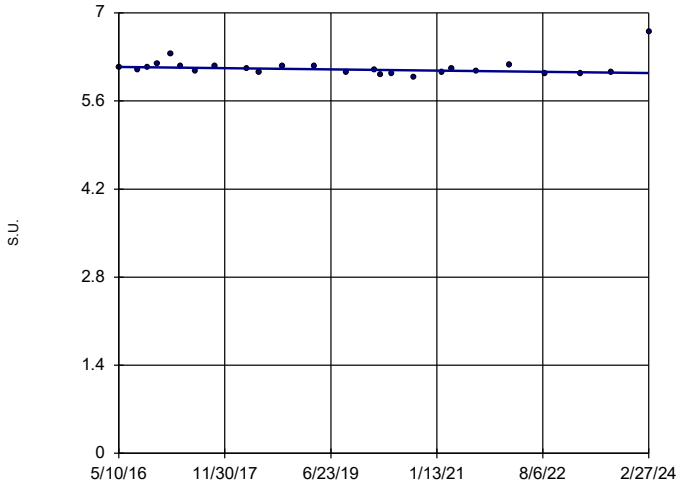

n = 25

Slope = -0.01217 units per year.

Mann-Kendall statistic = -77 critical = -111

Trend not significant at 99% confidence level (α = 0.005 per tail).

Constituent: pH Analysis Run 5/2/2024 9:31 AM View: Appendix III Trend Tests

Plant Scherer Data: Scherer AP

Sanitas™ v.10.0.16e Software licensed to . UG

Sen's Slope Estimator

SGWA-3 (bg)

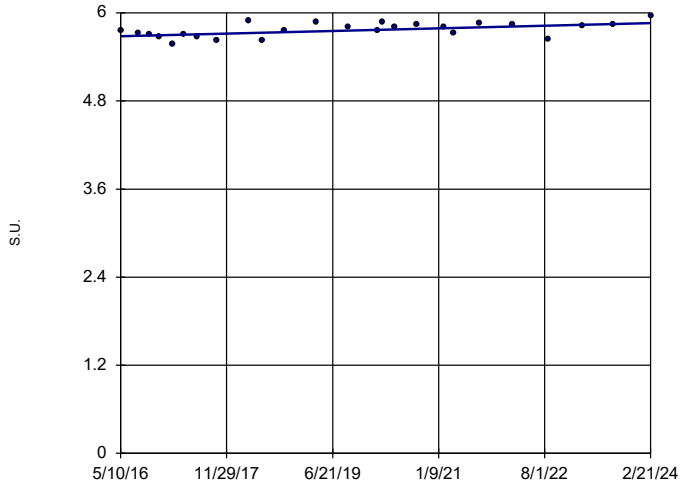

n = 25

Slope = 0.0227 units per year.

Mann-Kendall statistic = 101 critical = 111

Trend not significant at 99% confidence level (α = 0.005 per tail).

Constituent: pH Analysis Run 5/2/2024 9:31 AM View: Appendix III Trend Tests

Plant Scherer Data: Scherer AP

Sanitas™ v.10.0.16e Software licensed to . UG

Sen's Slope Estimator

SGWA-4 (bg)

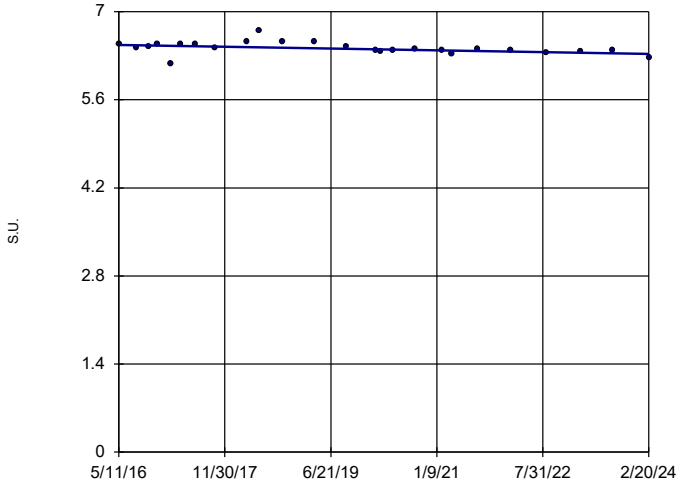

n = 25

Slope = -0.01875 units per year.

Mann-Kendall statistic = -120 critical = -111

Decreasing trend significant at 99% confidence level (α = 0.005 per tail).

Constituent: pH Analysis Run 5/2/2024 9:31 AM View: Appendix III Trend Tests

Plant Scherer Data: Scherer AP

Sanitas™ v.10.0.16e Software licensed to . UG

Sen's Slope Estimator

SGWA-5 (bg)

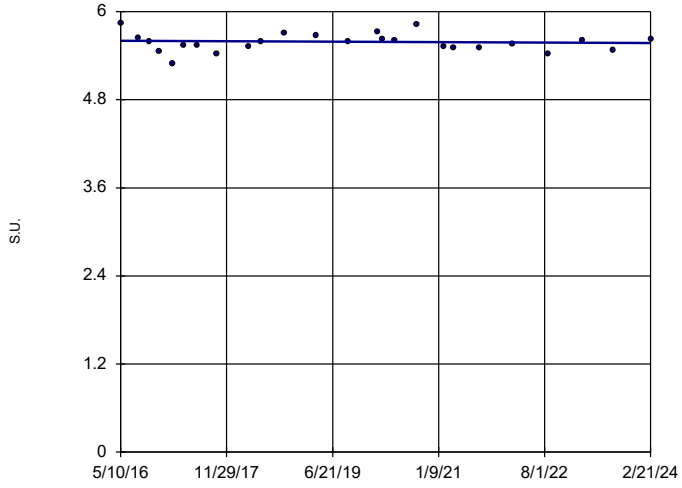

n = 25

Slope = -0.004109 units per year.

Mann-Kendall statistic = -15 critical = -111

Trend not significant at 99% confidence level (α = 0.005 per tail).

Constituent: pH Analysis Run 5/2/2024 9:31 AM View: Appendix III Trend Tests

Plant Scherer Data: Scherer AP

Sanitas™ v.10.0.16e Software licensed to . UG

Sen's Slope Estimator

SGWC-11

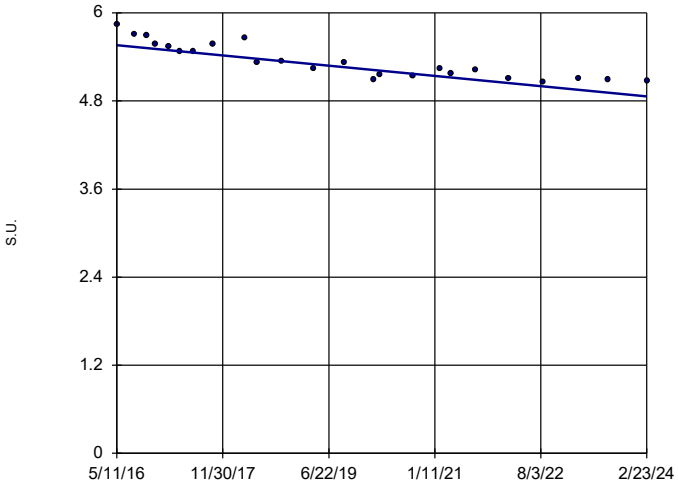

n = 24

Slope = -0.089 units per year.

Mann-Kendall statistic = -217 critical = -105

Decreasing trend significant at 99% confidence level (α = 0.005 per tail).

Constituent: pH Analysis Run 5/2/2024 9:32 AM View: Appendix III Trend Tests

Plant Scherer Data: Scherer AP

Sanitas™ v.10.0.16e Software licensed to . UG

Sen's Slope Estimator

SGWC-15

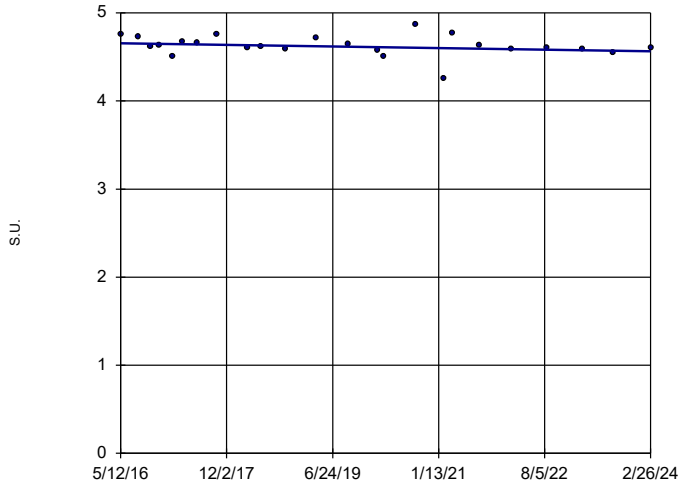

n = 24

Slope = -0.01157 units per year.

Mann-Kendall statistic = -76 critical = -105

Trend not significant at 99% confidence level (α = 0.005 per tail).

Constituent: pH Analysis Run 5/2/2024 9:32 AM View: Appendix III Trend Tests

Plant Scherer Data: Scherer AP

Sanitas™ v.10.0.16e Software licensed to . UG

Sen's Slope Estimator

SGWC-18

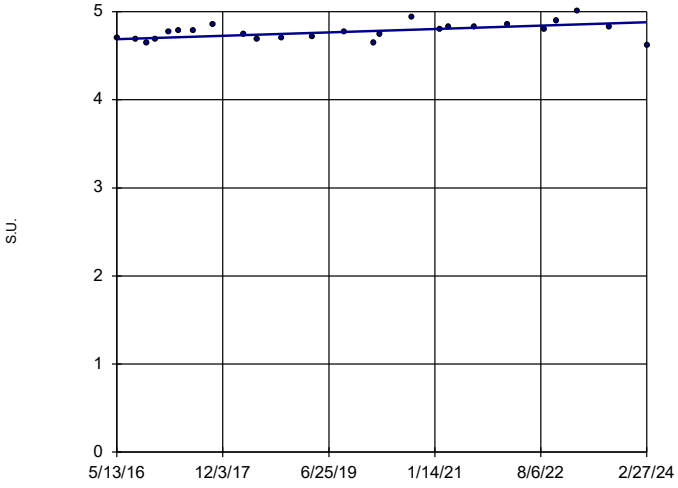

n = 25

Slope = 0.02478 units per year.

Mann-Kendall statistic = 117 critical = 111

Increasing trend significant at 99% confidence level (α = 0.005 per tail).

Constituent: pH Analysis Run 5/2/2024 9:32 AM View: Appendix III Trend Tests

Plant Scherer Data: Scherer AP

Sanitas™ v.10.0.16e Software licensed to . UG

Sen's Slope Estimator

SGWC-20

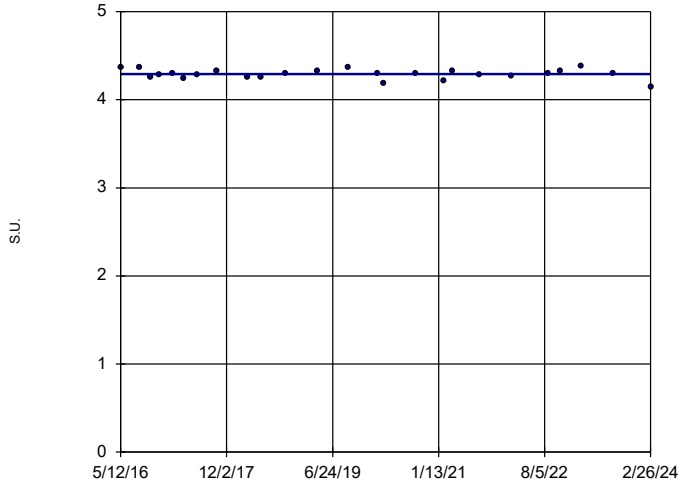

n = 25

Slope = 0 units per year.

Mann-Kendall statistic = -7 critical = -111

Trend not significant at 99% confidence level (α = 0.005 per tail).

Constituent: pH Analysis Run 5/2/2024 9:32 AM View: Appendix III Trend Tests

Plant Scherer Data: Scherer AP

Sanitas™ v.10.0.16e Software licensed to . UG
Hollow symbols indicate censored values.

Sen's Slope Estimator

SGWA-1 (bg)

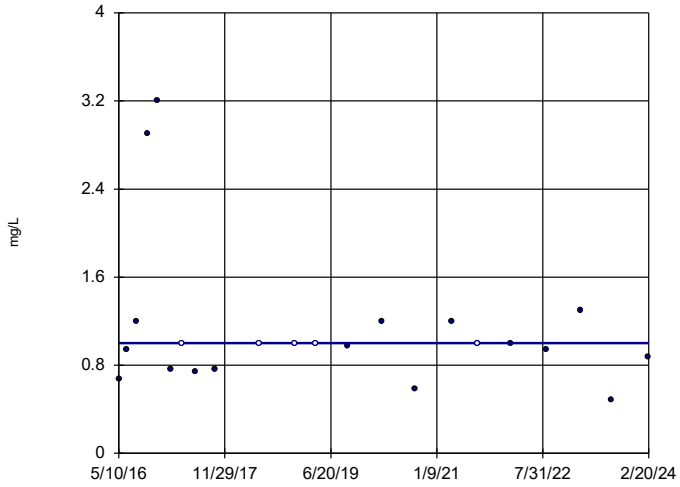

n = 22

Slope = 0
units per year.

Mann-Kendall
statistic = -11
critical = -92

Trend not sig-
nificant at 99%
confidence level
(α = 0.005 per
tail).

Constituent: Sulfate, total Analysis Run 5/2/2024 9:32 AM View: Appendix III Trend Tests
Plant Scherer Data: Scherer AP

Sanitas™ v.10.0.16e Software licensed to . UG
Hollow symbols indicate censored values.

Sen's Slope Estimator

SGWA-2 (bg)

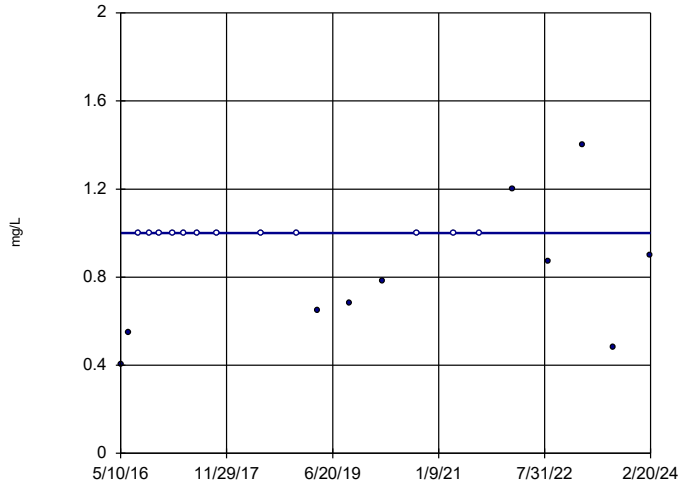

n = 22

Slope = 0
units per year.

Mann-Kendall
statistic = 19
critical = 92

Trend not sig-
nificant at 99%
confidence level
(α = 0.005 per
tail).

Constituent: Sulfate, total Analysis Run 5/2/2024 9:32 AM View: Appendix III Trend Tests
Plant Scherer Data: Scherer AP

Sanitas™ v.10.0.16e Software licensed to . UG
Hollow symbols indicate censored values.

Sen's Slope Estimator

SGWA-24 (bg)

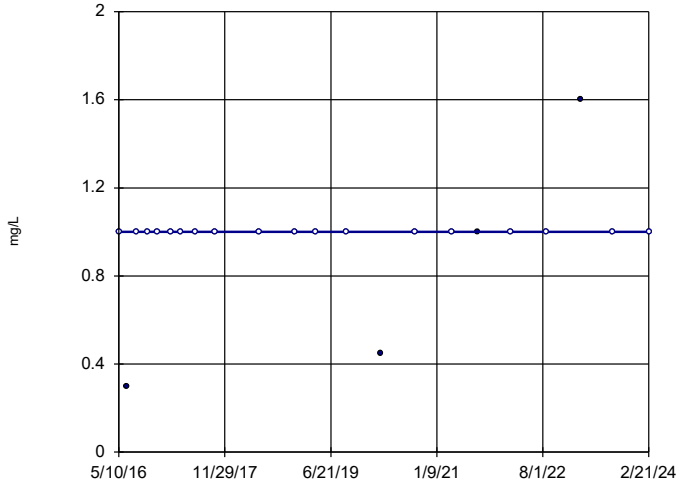

n = 22

Slope = 0
units per year.

Mann-Kendall
statistic = 30
critical = 92

Trend not sig-
nificant at 99%
confidence level
(α = 0.005 per
tail).

Constituent: Sulfate, total Analysis Run 5/2/2024 9:32 AM View: Appendix III Trend Tests
Plant Scherer Data: Scherer AP

Sanitas™ v.10.0.16e Software licensed to . UG
Hollow symbols indicate censored values.

Sen's Slope Estimator

SGWA-25 (bg)

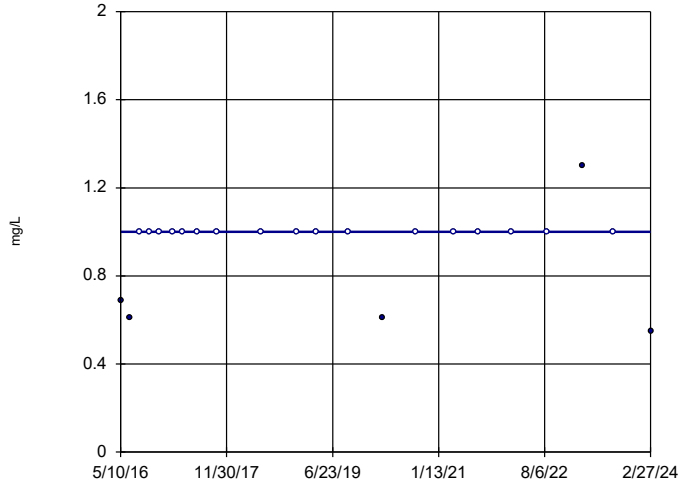

n = 22

Slope = 0
units per year.

Mann-Kendall
statistic = 24
critical = 92

Trend not sig-
nificant at 99%
confidence level
(α = 0.005 per
tail).

Constituent: Sulfate, total Analysis Run 5/2/2024 9:32 AM View: Appendix III Trend Tests
Plant Scherer Data: Scherer AP

Sanitas™ v.10.0.16e Software licensed to . UG
Hollow symbols indicate censored values.

Sen's Slope Estimator

SGWA-3 (bg)

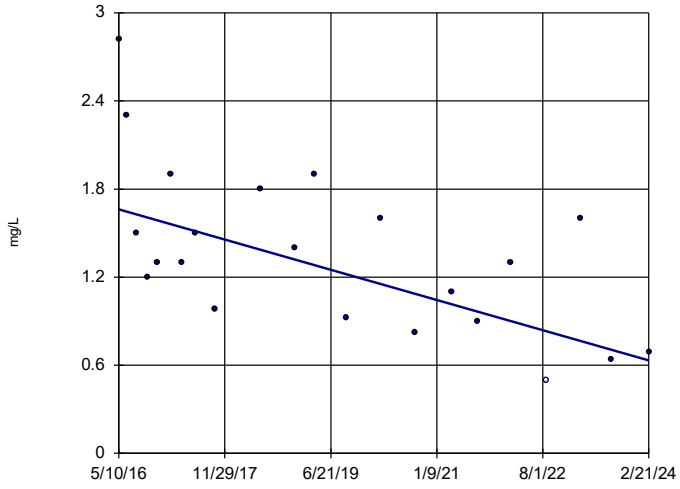

n = 22

Slope = -0.132 units per year.

Mann-Kendall statistic = -105 critical = -92

Decreasing trend significant at 99% confidence level (α = 0.005 per tail).

Constituent: Sulfate, total Analysis Run 5/2/2024 9:32 AM View: Appendix III Trend Tests
Plant Scherer Data: Scherer AP

Sanitas™ v.10.0.16e Software licensed to . UG
Hollow symbols indicate censored values.

Sen's Slope Estimator

SGWA-4 (bg)

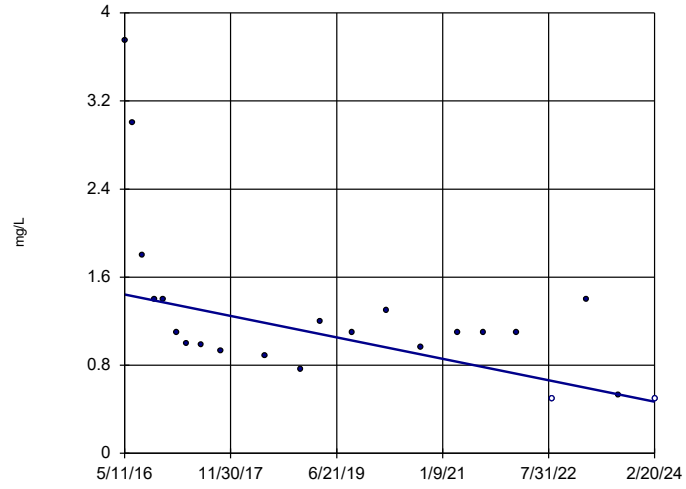

n = 22

Slope = -0.1248 units per year.

Mann-Kendall statistic = -107 critical = -92

Decreasing trend significant at 99% confidence level (α = 0.005 per tail).

Constituent: Sulfate, total Analysis Run 5/2/2024 9:32 AM View: Appendix III Trend Tests
Plant Scherer Data: Scherer AP

Sanitas™ v.10.0.16e Software licensed to . UG
Hollow symbols indicate censored values.

Sen's Slope Estimator

SGWA-5 (bg)

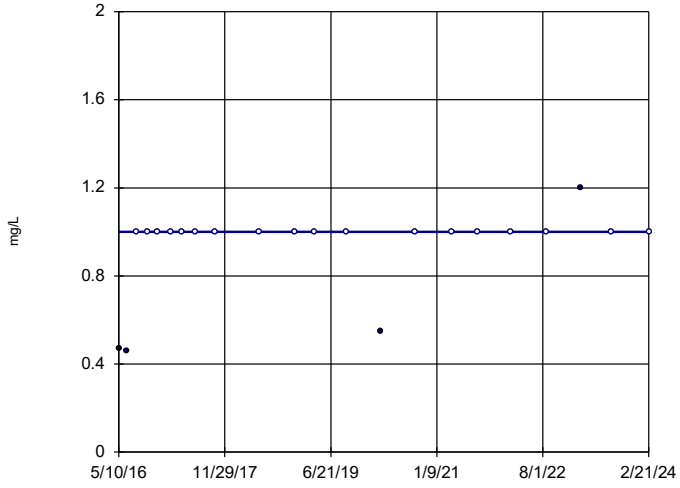

n = 22

Slope = 0 units per year.

Mann-Kendall statistic = 50 critical = 92

Trend not significant at 99% confidence level (α = 0.005 per tail).

Constituent: Sulfate, total Analysis Run 5/2/2024 9:32 AM View: Appendix III Trend Tests
Plant Scherer Data: Scherer AP

Sanitas™ v.10.0.16e Software licensed to . UG

Sen's Slope Estimator

SGWC-10

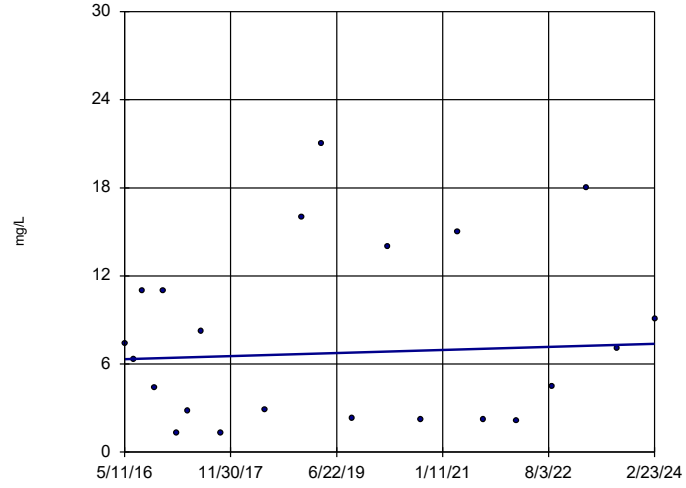

n = 22

Slope = 0.1351 units per year.

Mann-Kendall statistic = 10 critical = 92

Trend not significant at 99% confidence level (α = 0.005 per tail).

Constituent: Sulfate, total Analysis Run 5/2/2024 9:32 AM View: Appendix III Trend Tests
Plant Scherer Data: Scherer AP

Sanitas™ v.10.0.16e Software licensed to . UG

Hollow symbols indicate censored values.

Sen's Slope Estimator

SGWC-11

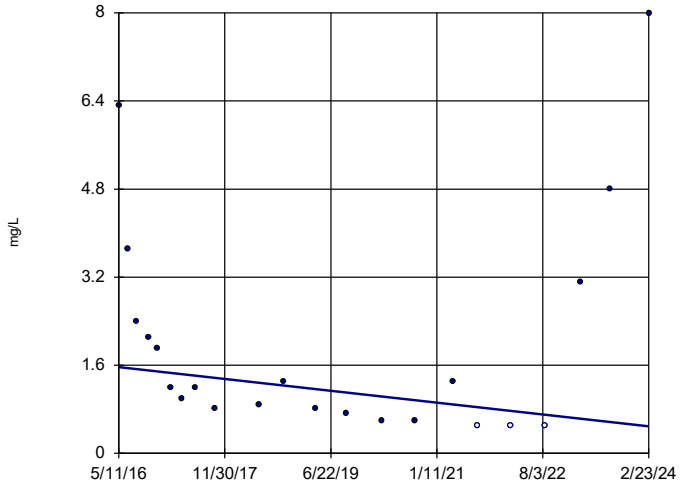

n = 22

Slope = -0.1383 units per year.

Mann-Kendall statistic = -78 critical = -92

Trend not significant at 99% confidence level (α = 0.005 per tail).

Constituent: Sulfate, total Analysis Run 5/2/2024 9:32 AM View: Appendix III Trend Tests

Plant Scherer Data: Scherer AP

Sanitas™ v.10.0.16e Software licensed to . UG

Sen's Slope Estimator

SGWC-12

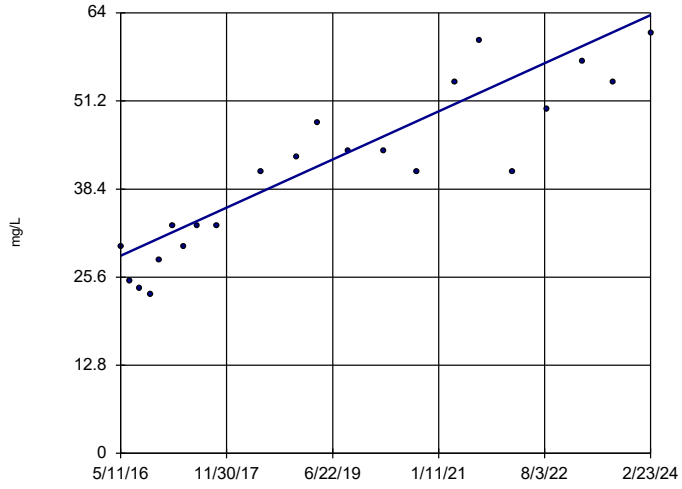

n = 22

Slope = 4.489 units per year.

Mann-Kendall statistic = 171 critical = 92

Increasing trend significant at 99% confidence level (α = 0.005 per tail).

Constituent: Sulfate, total Analysis Run 5/2/2024 9:32 AM View: Appendix III Trend Tests

Plant Scherer Data: Scherer AP

Sanitas™ v.10.0.16e Software licensed to . UG

Sen's Slope Estimator

SGWC-13

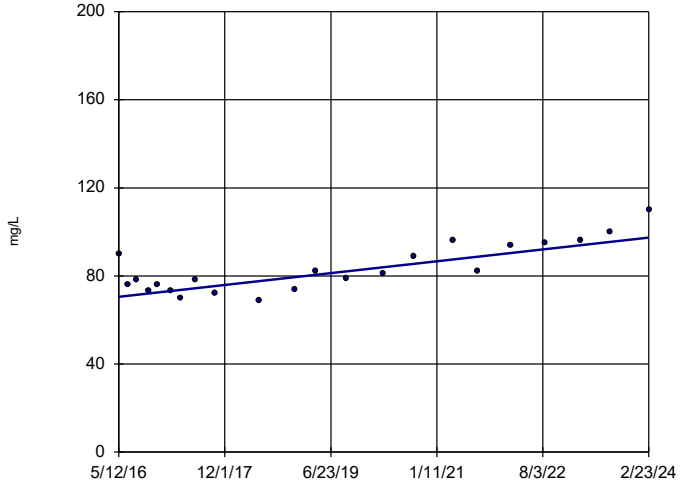

n = 22

Slope = 3.456 units per year.

Mann-Kendall statistic = 126 critical = 92

Increasing trend significant at 99% confidence level (α = 0.005 per tail).

Constituent: Sulfate, total Analysis Run 5/2/2024 9:32 AM View: Appendix III Trend Tests

Plant Scherer Data: Scherer AP

Sanitas™ v.10.0.16e Software licensed to . UG

Sen's Slope Estimator

SGWC-14

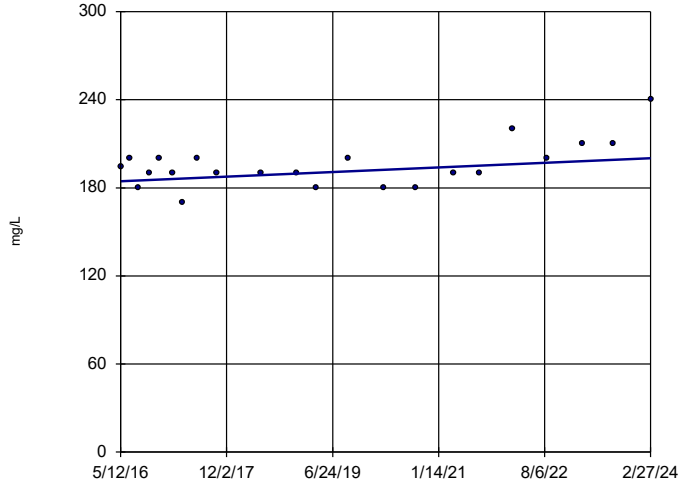

n = 22

Slope = 1.998 units per year.

Mann-Kendall statistic = 59 critical = 92

Trend not significant at 99% confidence level (α = 0.005 per tail).

Constituent: Sulfate, total Analysis Run 5/2/2024 9:32 AM View: Appendix III Trend Tests

Plant Scherer Data: Scherer AP

Sanitas™ v.10.0.16e Software licensed to . UG

Sen's Slope Estimator

SGWC-15

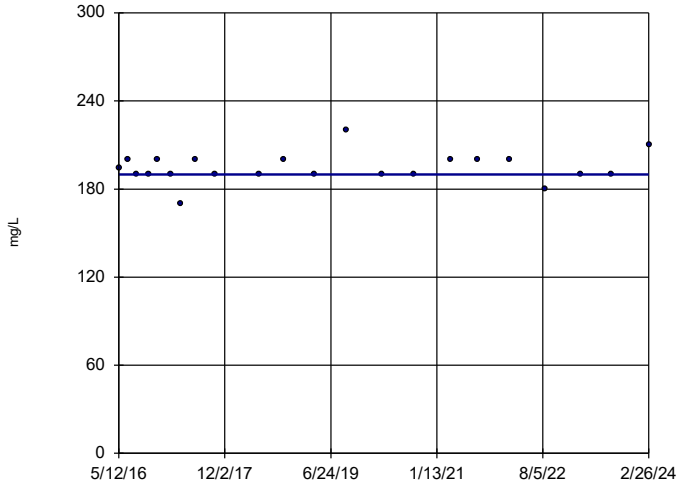

n = 22

Slope = 0 units per year.

Mann-Kendall statistic = 11 critical = 92

Trend not significant at 99% confidence level (α = 0.005 per tail).

Constituent: Sulfate, total Analysis Run 5/2/2024 9:32 AM View: Appendix III Trend Tests

Plant Scherer Data: Scherer AP

Sanitas™ v.10.0.16e Software licensed to . UG

Sen's Slope Estimator

SGWC-16

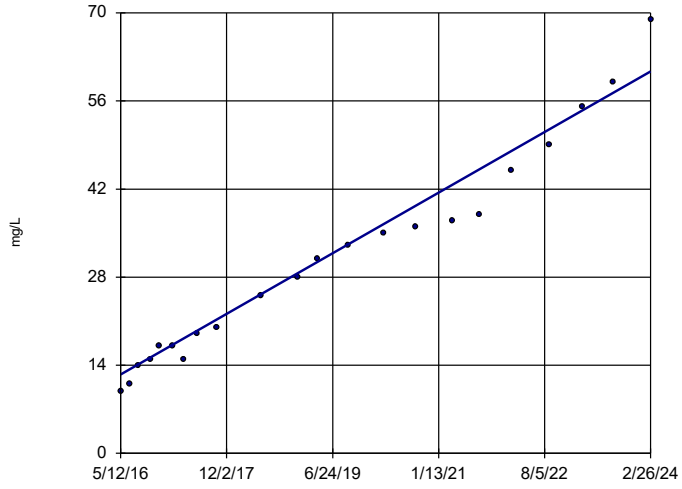

n = 22

Slope = 6.175 units per year.

Mann-Kendall statistic = 225 critical = 92

Increasing trend significant at 99% confidence level (α = 0.005 per tail).

Constituent: Sulfate, total Analysis Run 5/2/2024 9:32 AM View: Appendix III Trend Tests

Plant Scherer Data: Scherer AP

Sanitas™ v.10.0.16e Software licensed to . UG

Sen's Slope Estimator

SGWC-17

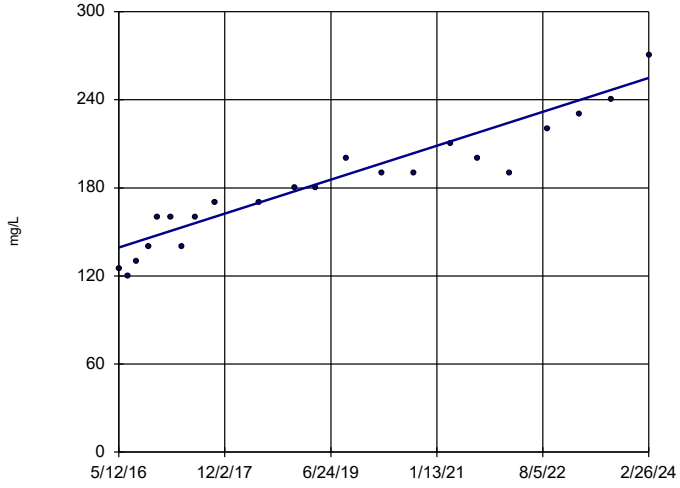

n = 22

Slope = 14.83 units per year.

Mann-Kendall statistic = 203 critical = 92

Increasing trend significant at 99% confidence level (α = 0.005 per tail).

Constituent: Sulfate, total Analysis Run 5/2/2024 9:32 AM View: Appendix III Trend Tests

Plant Scherer Data: Scherer AP

Sanitas™ v.10.0.16e Software licensed to . UG

Sen's Slope Estimator

SGWC-18

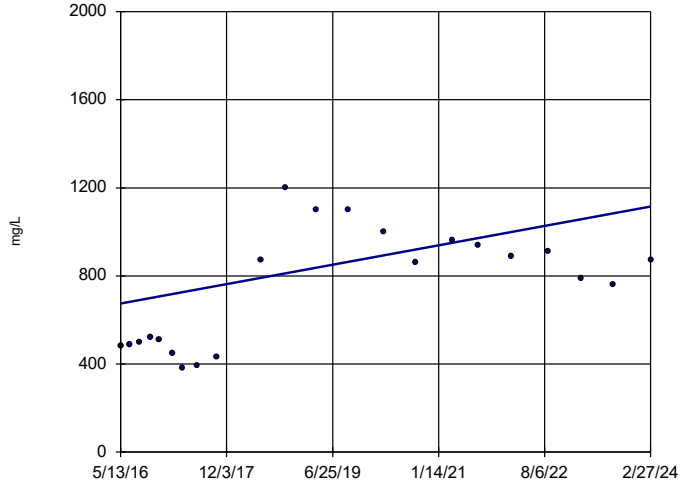

n = 22

Slope = 56.49 units per year.

Mann-Kendall statistic = 61 critical = 92

Trend not significant at 99% confidence level (α = 0.005 per tail).

Constituent: Sulfate, total Analysis Run 5/2/2024 9:32 AM View: Appendix III Trend Tests

Plant Scherer Data: Scherer AP

Sanitas™ v.10.0.16e Software licensed to . UG

Sen's Slope Estimator

SGWC-19

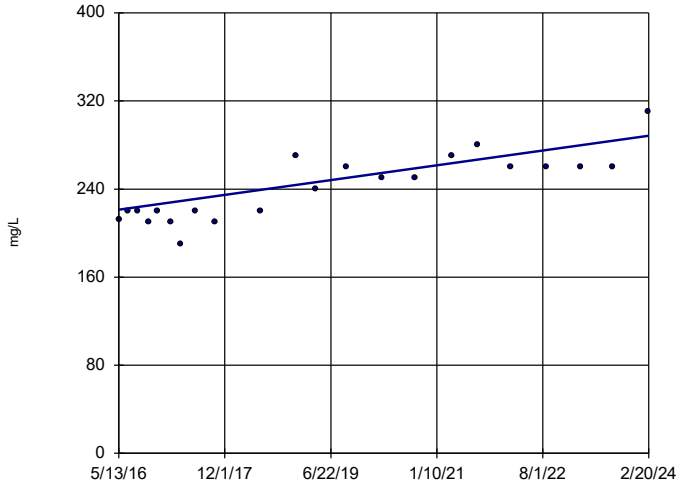

n = 22

Slope = 8.639 units per year.

Mann-Kendall statistic = 134 critical = 92

Increasing trend significant at 99% confidence level (α = 0.005 per tail).

Constituent: Sulfate, total Analysis Run 5/2/2024 9:32 AM View: Appendix III Trend Tests

Plant Scherer Data: Scherer AP

Sanitas™ v.10.0.16e Software licensed to . UG

Sen's Slope Estimator

SGWC-20

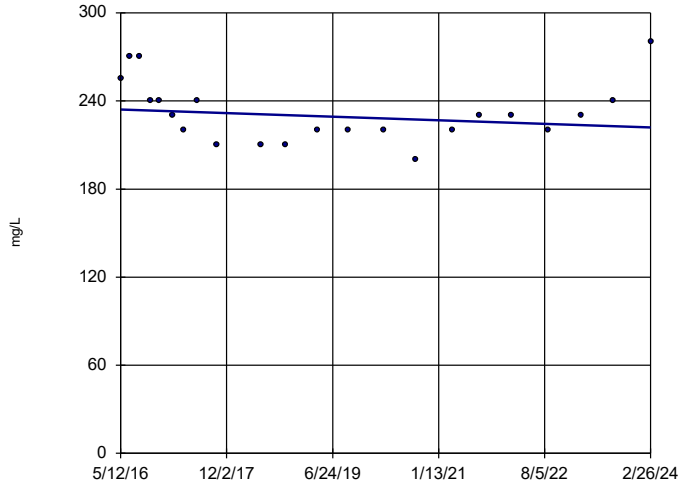

n = 22

Slope = -1.575 units per year.

Mann-Kendall statistic = -32 critical = -92

Trend not significant at 99% confidence level (α = 0.005 per tail).

Constituent: Sulfate, total Analysis Run 5/2/2024 9:32 AM View: Appendix III Trend Tests

Plant Scherer Data: Scherer AP

Sanitas™ v.10.0.16e Software licensed to . UG

Sen's Slope Estimator

SGWC-21

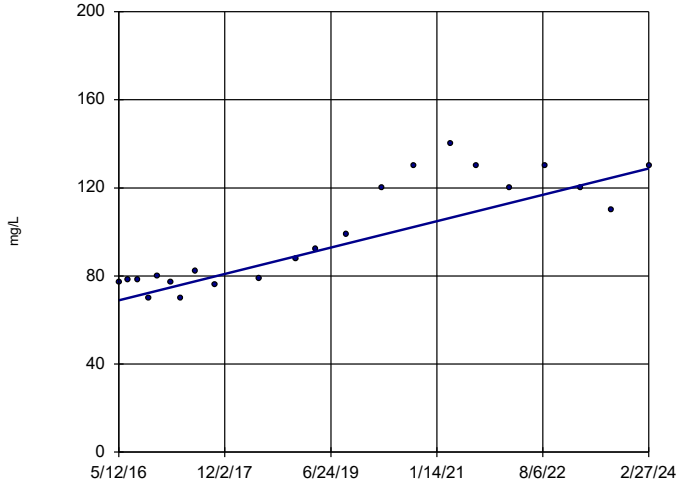

n = 22

Slope = 7.669 units per year.

Mann-Kendall statistic = 148 critical = 92

Increasing trend significant at 99% confidence level (α = 0.005 per tail).

Constituent: Sulfate, total Analysis Run 5/2/2024 9:32 AM View: Appendix III Trend Tests

Plant Scherer Data: Scherer AP

Sanitas™ v.10.0.16e Software licensed to . UG

Sen's Slope Estimator

SGWC-22

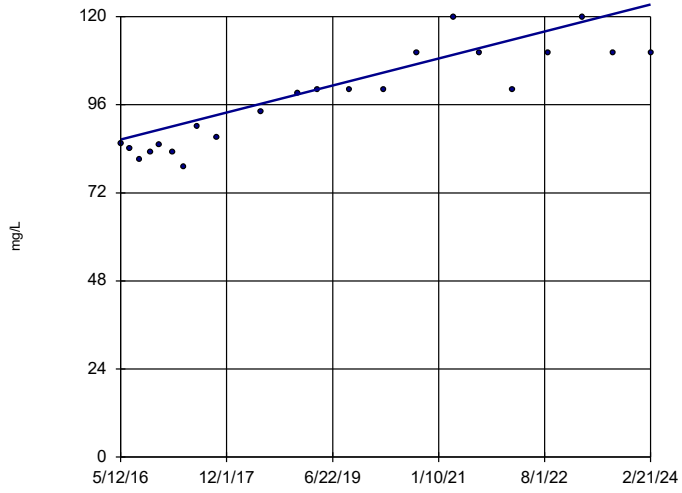

n = 22

Slope = 4.73 units per year.

Mann-Kendall statistic = 163 critical = 92

Increasing trend significant at 99% confidence level (α = 0.005 per tail).

Constituent: Sulfate, total Analysis Run 5/2/2024 9:32 AM View: Appendix III Trend Tests

Plant Scherer Data: Scherer AP

Sanitas™ v.10.0.16e Software licensed to . UG

Sen's Slope Estimator

SGWC-23

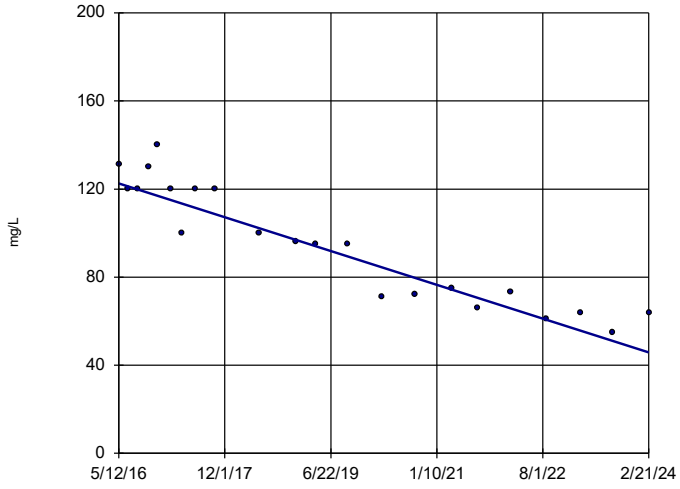

n = 22

Slope = -9.869 units per year.

Mann-Kendall statistic = -184 critical = -92

Decreasing trend significant at 99% confidence level (α = 0.005 per tail).

Constituent: Sulfate, total Analysis Run 5/2/2024 9:32 AM View: Appendix III Trend Tests

Plant Scherer Data: Scherer AP

Sanitas™ v.10.0.16e Software licensed to . UG

Sen's Slope Estimator

SGWC-7

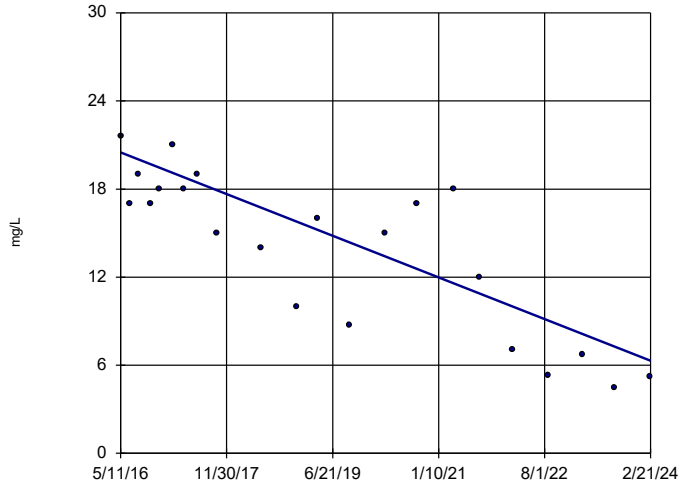

n = 22

Slope = -1.823 units per year.

Mann-Kendall statistic = -147 critical = -92

Decreasing trend significant at 99% confidence level (α = 0.005 per tail).

Constituent: Sulfate, total Analysis Run 5/2/2024 9:32 AM View: Appendix III Trend Tests

Plant Scherer Data: Scherer AP

Sanitas™ v.10.0.16e Software licensed to . UG

Sen's Slope Estimator

SGWC-8

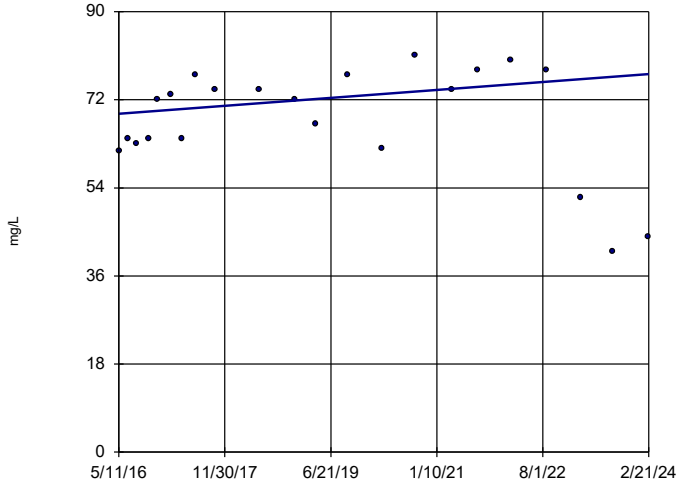

n = 22

Slope = 1.038 units per year.

Mann-Kendall statistic = 36 critical = 92

Trend not significant at 99% confidence level (α = 0.005 per tail).

Constituent: Sulfate, total Analysis Run 5/2/2024 9:32 AM View: Appendix III Trend Tests

Plant Scherer Data: Scherer AP

Sanitas™ v.10.0.16e Software licensed to . UG

Sen's Slope Estimator

SGWC-9

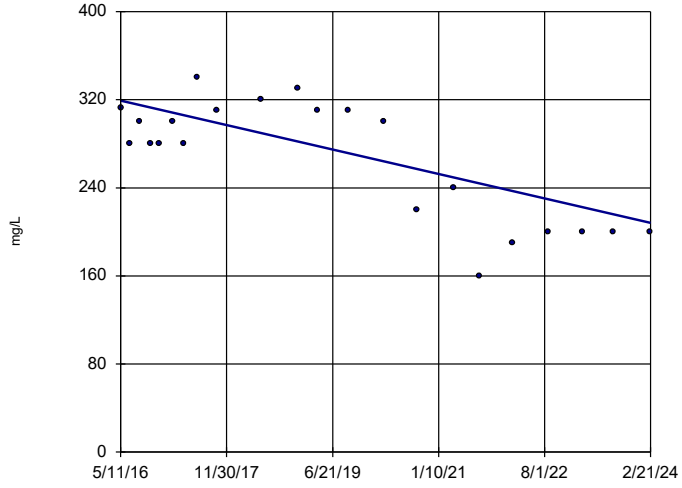

n = 22

Slope = -14.24 units per year.

Mann-Kendall statistic = -93 critical = -92

Decreasing trend significant at 99% confidence level (α = 0.005 per tail).

Constituent: Sulfate, total Analysis Run 5/2/2024 9:32 AM View: Appendix III Trend Tests

Plant Scherer Data: Scherer AP

Sanitas™ v.10.0.16e Software licensed to . UG
Hollow symbols indicate censored values.

Sen's Slope Estimator

SGWA-1 (bg)

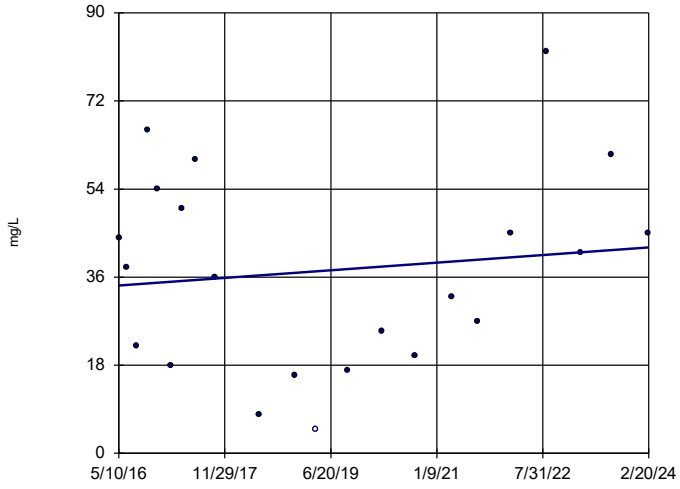

n = 22

Slope = 0.9989 units per year.

Mann-Kendall statistic = 18 critical = 92

Trend not significant at 99% confidence level (α = 0.005 per tail).

Constituent: Total Dissolved Solids [TDS] Analysis Run 5/2/2024 9:32 AM View: Appendix III Trend Tests
Plant Scherer Data: Scherer AP

Sanitas™ v.10.0.16e Software licensed to . UG

Sen's Slope Estimator

SGWA-2 (bg)

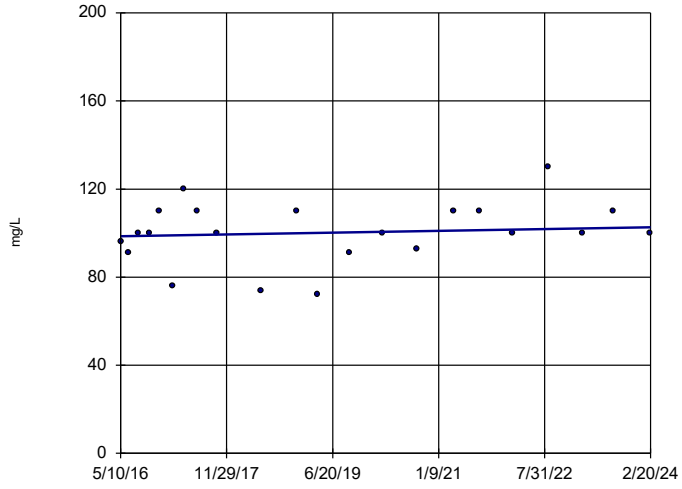

n = 22

Slope = 0.5137 units per year.

Mann-Kendall statistic = 40 critical = 92

Trend not significant at 99% confidence level (α = 0.005 per tail).

Constituent: Total Dissolved Solids [TDS] Analysis Run 5/2/2024 9:32 AM View: Appendix III Trend Tests
Plant Scherer Data: Scherer AP

Sanitas™ v.10.0.16e Software licensed to . UG

Sen's Slope Estimator

SGWA-24 (bg)

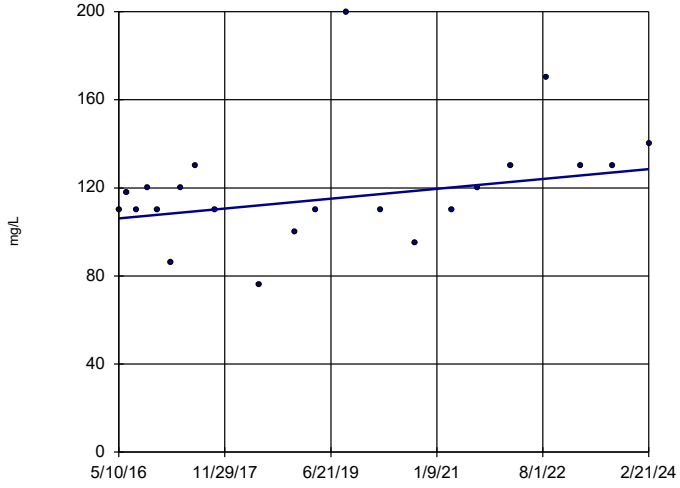

n = 22

Slope = 2.869 units per year.

Mann-Kendall statistic = 71 critical = 92

Trend not significant at 99% confidence level (α = 0.005 per tail).

Constituent: Total Dissolved Solids [TDS] Analysis Run 5/2/2024 9:32 AM View: Appendix III Trend Tests
Plant Scherer Data: Scherer AP

Sanitas™ v.10.0.16e Software licensed to . UG

Sen's Slope Estimator

SGWA-25 (bg)

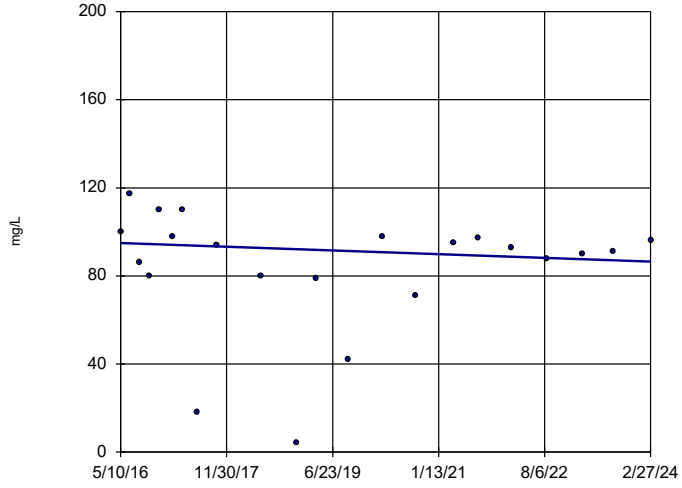

n = 22

Slope = -1.08 units per year.

Mann-Kendall statistic = -34 critical = -92

Trend not significant at 99% confidence level (α = 0.005 per tail).

Constituent: Total Dissolved Solids [TDS] Analysis Run 5/2/2024 9:32 AM View: Appendix III Trend Tests
Plant Scherer Data: Scherer AP

Sanitas™ v.10.0.16e Software licensed to . UG

Sen's Slope Estimator

SGWA-3 (bg)

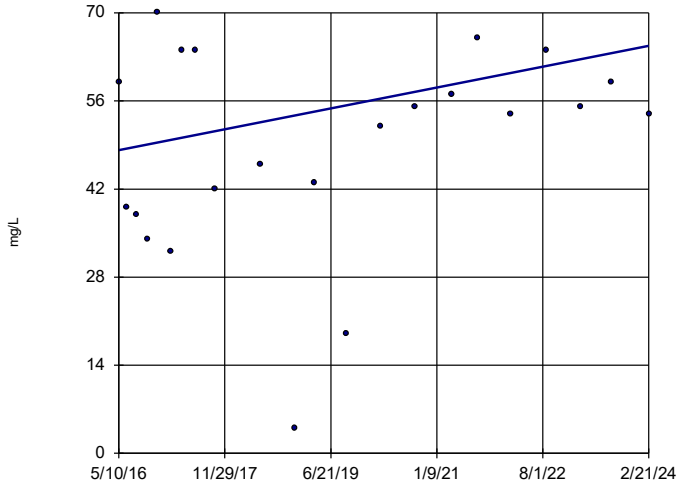

n = 22

Slope = 2.128 units per year.

Mann-Kendall statistic = 43 critical = 92

Trend not significant at 99% confidence level (α = 0.005 per tail).

Constituent: Total Dissolved Solids [TDS] Analysis Run 5/2/2024 9:32 AM View: Appendix III Trend Tests

Plant Scherer Data: Scherer AP

Sanitas™ v.10.0.16e Software licensed to . UG

Sen's Slope Estimator

SGWA-4 (bg)

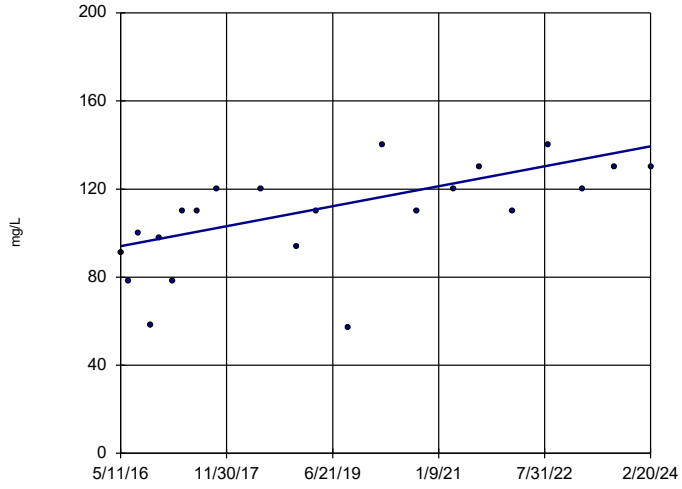

n = 22

Slope = 5.828 units per year.

Mann-Kendall statistic = 120 critical = 92

Increasing trend significant at 99% confidence level (α = 0.005 per tail).

Constituent: Total Dissolved Solids [TDS] Analysis Run 5/2/2024 9:32 AM View: Appendix III Trend Tests

Plant Scherer Data: Scherer AP

Sanitas™ v.10.0.16e Software licensed to . UG

Sen's Slope Estimator

SGWA-5 (bg)

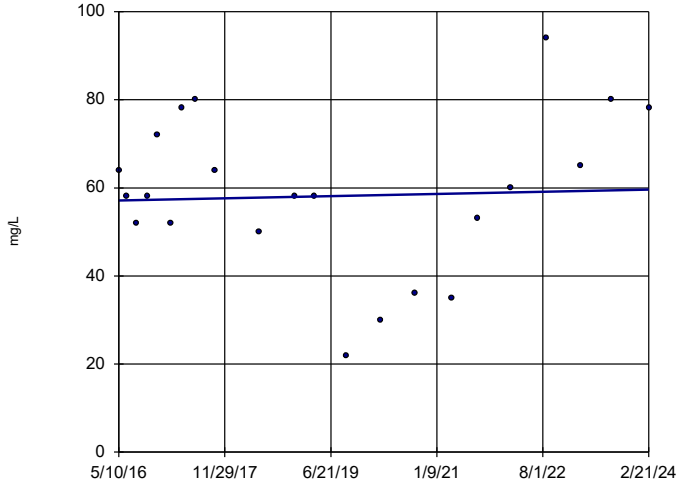

n = 22

Slope = 0.317 units per year.

Mann-Kendall statistic = 19 critical = 92

Trend not significant at 99% confidence level (α = 0.005 per tail).

Constituent: Total Dissolved Solids [TDS] Analysis Run 5/2/2024 9:32 AM View: Appendix III Trend Tests

Plant Scherer Data: Scherer AP

Sanitas™ v.10.0.16e Software licensed to . UG

Sen's Slope Estimator

SGWC-13

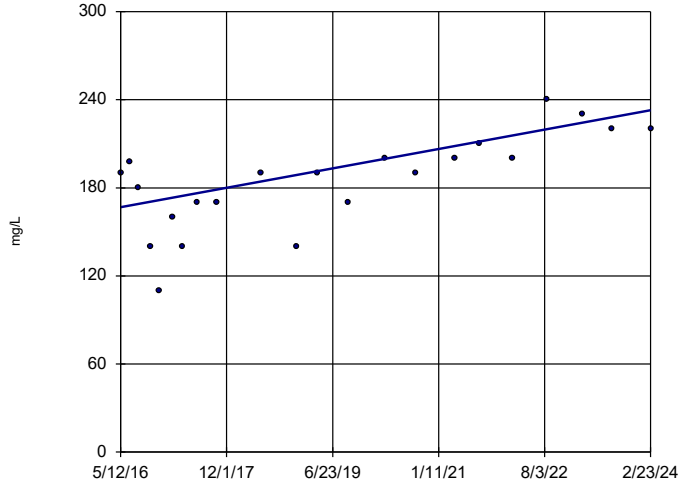

n = 22

Slope = 8.479 units per year.

Mann-Kendall statistic = 127 critical = 92

Increasing trend significant at 99% confidence level (α = 0.005 per tail).

Constituent: Total Dissolved Solids [TDS] Analysis Run 5/2/2024 9:32 AM View: Appendix III Trend Tests

Plant Scherer Data: Scherer AP

Sanitas™ v.10.0.16e Software licensed to . UG

Sen's Slope Estimator

SGWC-14

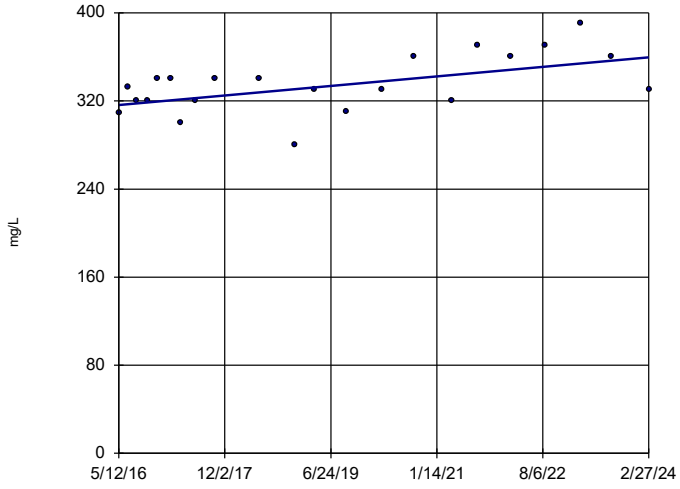

n = 22

Slope = 5.581 units per year.

Mann-Kendall statistic = 86 critical = 92

Trend not significant at 99% confidence level (α = 0.005 per tail).

Constituent: Total Dissolved Solids [TDS] Analysis Run 5/2/2024 9:32 AM View: Appendix III Trend Tests

Plant Scherer Data: Scherer AP

Sanitas™ v.10.0.16e Software licensed to . UG

Sen's Slope Estimator

SGWC-15

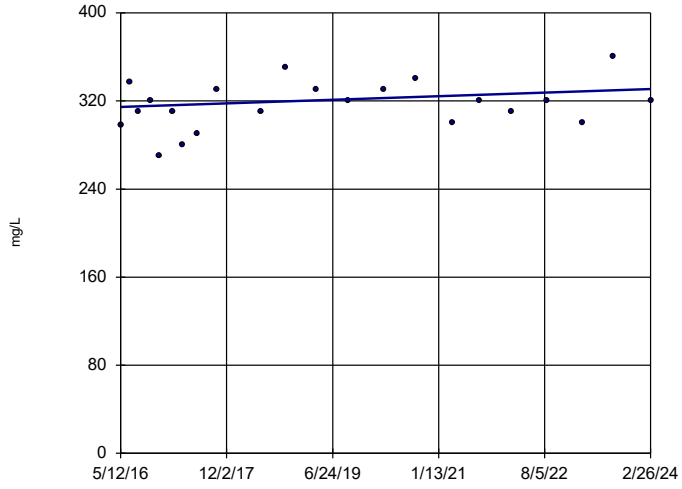

n = 22

Slope = 2.085 units per year.

Mann-Kendall statistic = 43 critical = 92

Trend not significant at 99% confidence level (α = 0.005 per tail).

Constituent: Total Dissolved Solids [TDS] Analysis Run 5/2/2024 9:32 AM View: Appendix III Trend Tests

Plant Scherer Data: Scherer AP

Sanitas™ v.10.0.16e Software licensed to . UG

Sen's Slope Estimator

SGWC-17

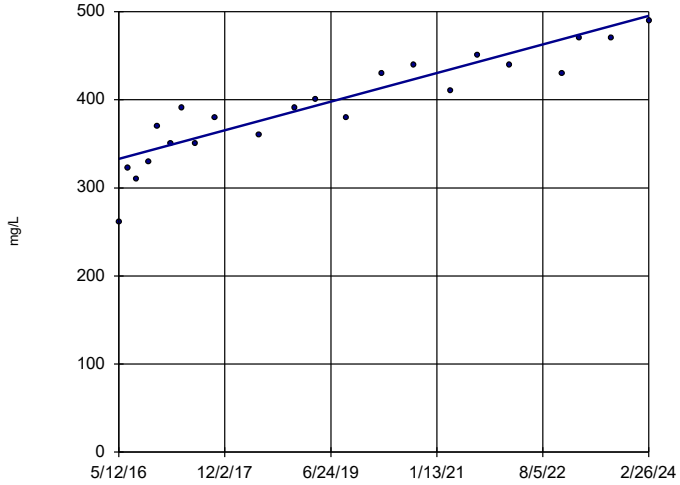

n = 22

Slope = 20.8 units per year.

Mann-Kendall statistic = 191 critical = 92

Increasing trend significant at 99% confidence level (α = 0.005 per tail).

Constituent: Total Dissolved Solids [TDS] Analysis Run 5/2/2024 9:32 AM View: Appendix III Trend Tests

Plant Scherer Data: Scherer AP

Sanitas™ v.10.0.16e Software licensed to . UG

Sen's Slope Estimator

SGWC-18

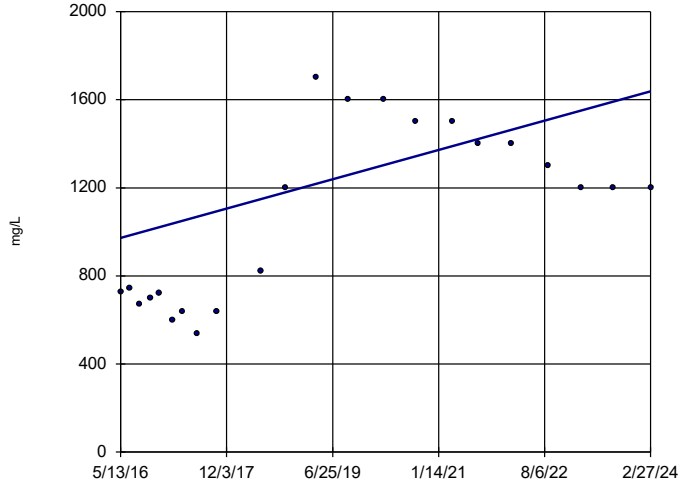

n = 22

Slope = 85.31 units per year.

Mann-Kendall statistic = 67 critical = 92

Trend not significant at 99% confidence level (α = 0.005 per tail).

Constituent: Total Dissolved Solids [TDS] Analysis Run 5/2/2024 9:32 AM View: Appendix III Trend Tests

Plant Scherer Data: Scherer AP

Sanitas™ v.10.0.16e Software licensed to . UG

Sen's Slope Estimator

SGWC-19

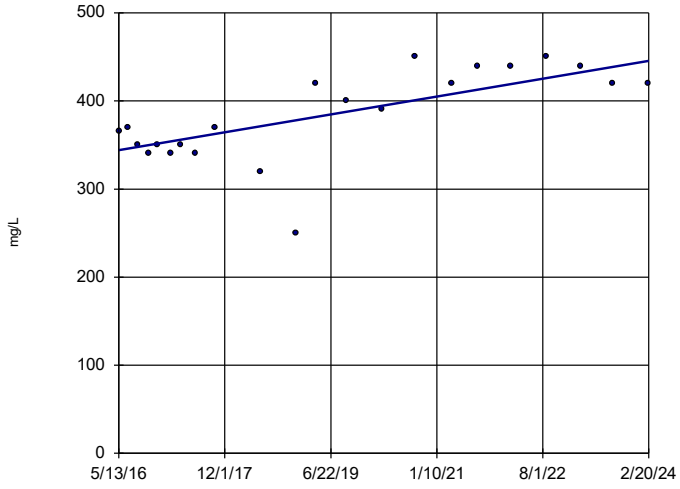

n = 22

Slope = 13.04 units per year.

Mann-Kendall statistic = 104 critical = 92

Increasing trend significant at 99% confidence level (α = 0.005 per tail).

Constituent: Total Dissolved Solids [TDS] Analysis Run 5/2/2024 9:32 AM View: Appendix III Trend Tests

Plant Scherer Data: Scherer AP

Sanitas™ v.10.0.16e Software licensed to . UG

Sen's Slope Estimator

SGWC-20

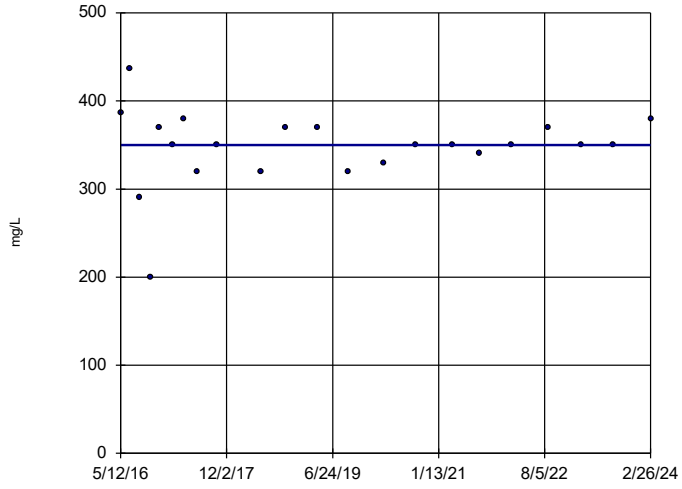

n = 22

Slope = 0 units per year.

Mann-Kendall statistic = 8 critical = 92

Trend not significant at 99% confidence level (α = 0.005 per tail).

Constituent: Total Dissolved Solids [TDS] Analysis Run 5/2/2024 9:32 AM View: Appendix III Trend Tests

Plant Scherer Data: Scherer AP

Sanitas™ v.10.0.16e Software licensed to . UG

Sen's Slope Estimator

SGWC-21

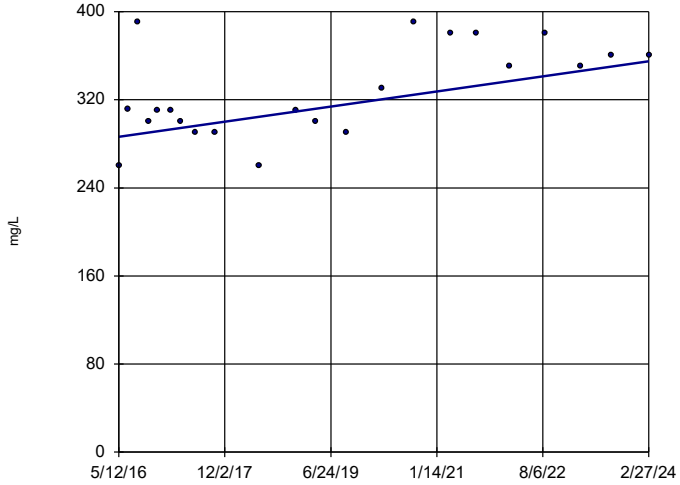

n = 22

Slope = 8.813 units per year.

Mann-Kendall statistic = 73 critical = 92

Trend not significant at 99% confidence level (α = 0.005 per tail).

Constituent: Total Dissolved Solids [TDS] Analysis Run 5/2/2024 9:32 AM View: Appendix III Trend Tests

Plant Scherer Data: Scherer AP

Sanitas™ v.10.0.16e Software licensed to . UG

Sen's Slope Estimator

SGWC-22

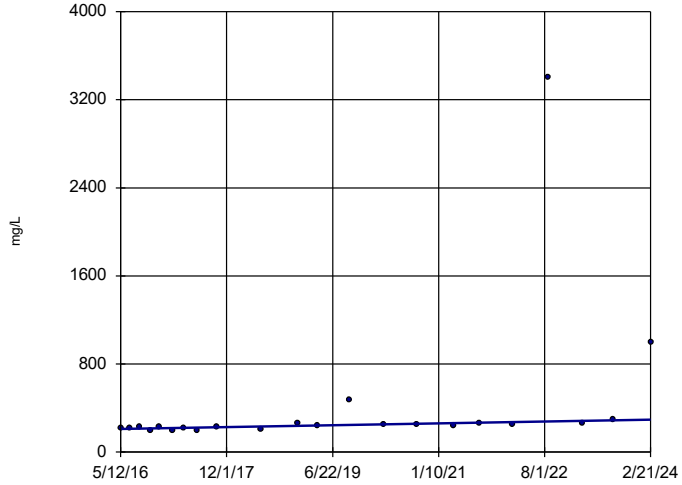

n = 22

Slope = 11.02 units per year.

Mann-Kendall statistic = 142 critical = 92

Increasing trend significant at 99% confidence level (α = 0.005 per tail).

Constituent: Total Dissolved Solids [TDS] Analysis Run 5/2/2024 9:32 AM View: Appendix III Trend Tests

Plant Scherer Data: Scherer AP

Sanitas™ v.10.0.16e Software licensed to . UG

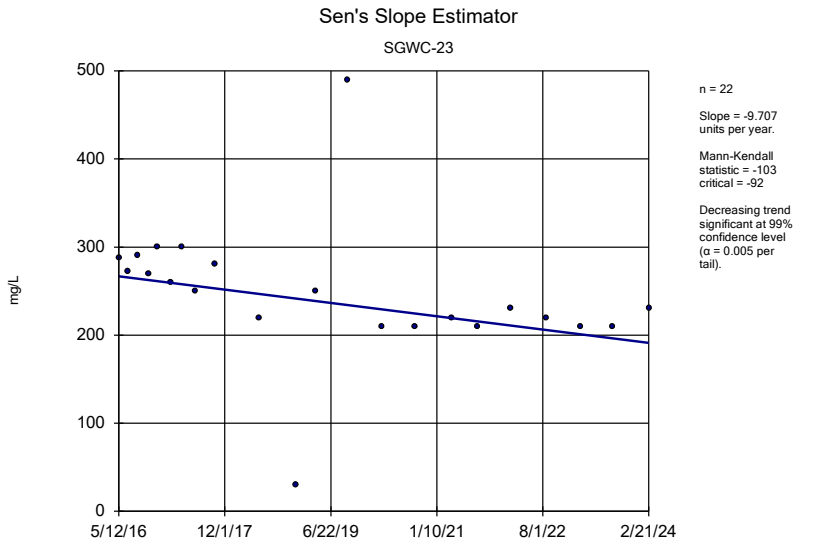

Constituent: Total Dissolved Solids [TDS] Analysis Run 5/2/2024 9:32 AM View: Appendix III Trend Tests
Plant Scherer Data: Scherer AP

Sanitas™ v.10.0.16e Software licensed to . UG

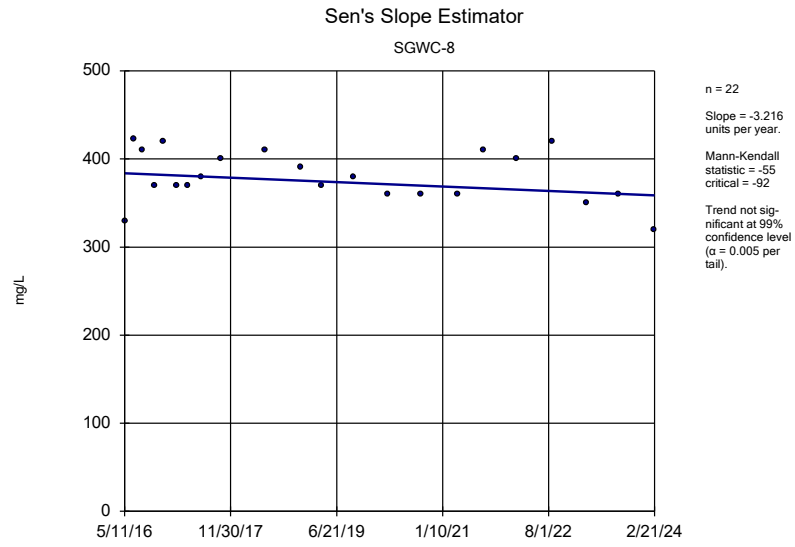

Constituent: Total Dissolved Solids [TDS] Analysis Run 5/2/2024 9:32 AM View: Appendix III Trend Tests
Plant Scherer Data: Scherer AP

Sanitas™ v.10.0.16e Software licensed to . UG

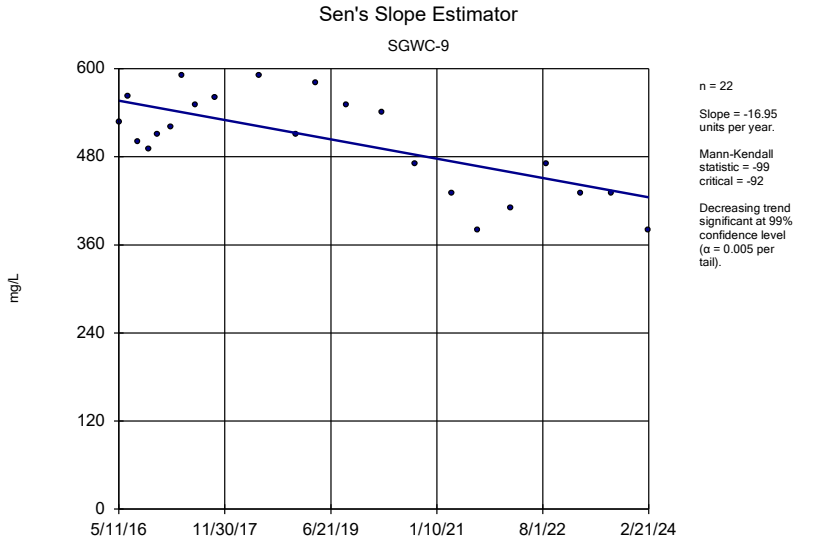

Constituent: Total Dissolved Solids [TDS] Analysis Run 5/2/2024 9:32 AM View: Appendix III Trend Tests
Plant Scherer Data: Scherer AP

FIGURE F.

Upper Tolerance Limits Summary Table

Plant Scherer Data: Scherer AP Printed 5/2/2024, 9:23 AM

Constituent	Upper Lim.	Lower Lim.	Bg N	Bg Mean	Std. Dev.	%NDs	ND Adj.	Transform	Alpha	Method
Antimony (mg/L)	0.0021	n/a	140	n/a	n/a	95	n/a	n/a	0.0007609	NP Inter(NDs)
Arsenic (mg/L)	0.0015	n/a	175	n/a	n/a	87.43	n/a	n/a	NaN	NP Inter(NDs)
Barium (mg/L)	0.091	n/a	175	n/a	n/a	0	n/a	n/a	NaN	NP Inter(normality)
Beryllium (mg/L)	0.0025	n/a	175	n/a	n/a	93.14	n/a	n/a	NaN	NP Inter(NDs)
Cadmium (mg/L)	0.0025	n/a	168	n/a	n/a	98.81	n/a	n/a	0.000181	NP Inter(NDs)
Chromium (mg/L)	0.024	n/a	182	n/a	n/a	26.37	n/a	n/a	NaN	NP Inter(normality)
Cobalt (mg/L)	0.02	n/a	175	n/a	n/a	65.71	n/a	n/a	NaN	NP Inter(NDs)
Combined Radium 226 + 228 (pCi/L)	1.66	n/a	175	n/a	n/a	0	n/a	n/a	NaN	NP Inter(normality)
Fluoride, total (mg/L)	0.2	n/a	181	n/a	n/a	56.35	n/a	n/a	NaN	NP Inter(NDs)
Lead (mg/L)	0.001	n/a	175	n/a	n/a	93.71	n/a	n/a	NaN	NP Inter(NDs)
Lithium (mg/L)	0.0051	n/a	175	n/a	n/a	85.14	n/a	n/a	NaN	NP Inter(NDs)
Mercury (mg/L)	0.0005	n/a	177	n/a	n/a	92.66	n/a	n/a	NaN	NP Inter(NDs)
Molybdenum (mg/L)	0.015	n/a	168	n/a	n/a	92.86	n/a	n/a	0.000181	NP Inter(NDs)
Selenium (mg/L)	0.005	n/a	175	n/a	n/a	92.57	n/a	n/a	NaN	NP Inter(NDs)
Thallium (mg/L)	0.001	n/a	175	n/a	n/a	93.14	n/a	n/a	NaN	NP Inter(NDs)

Sanitas™ v.10.0.16e Software licensed to . UG
Hollow symbols indicate censored values.

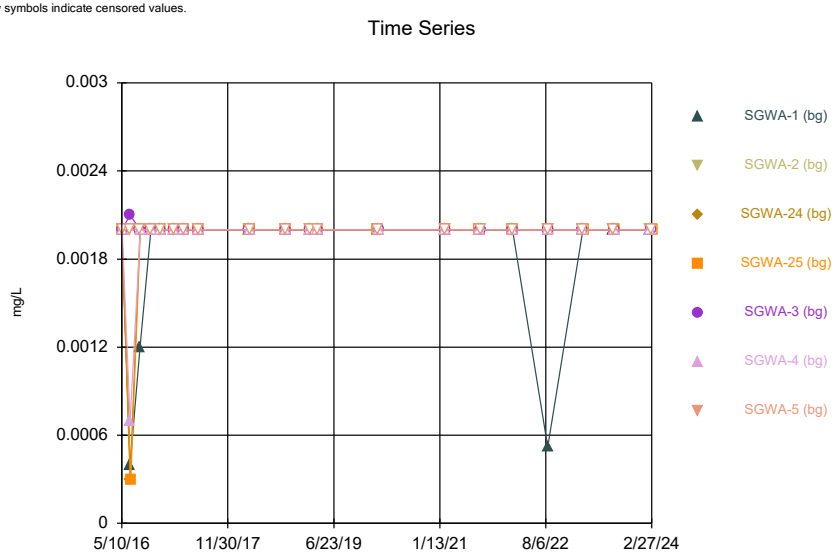

Constituent: Antimony Analysis Run 5/2/2024 9:23 AM View: UTLs
Plant Scherer Data: Scherer AP

Sanitas™ v.10.0.16e Software licensed to . UG
Hollow symbols indicate censored values.

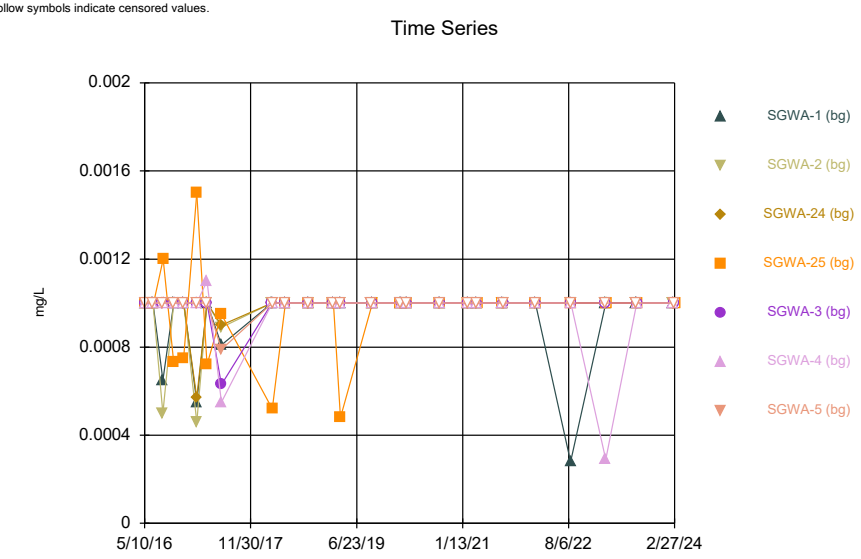

Constituent: Arsenic Analysis Run 5/2/2024 9:23 AM View: UTLs
Plant Scherer Data: Scherer AP

Sanitas™ v.10.0.16e Software licensed to . UG

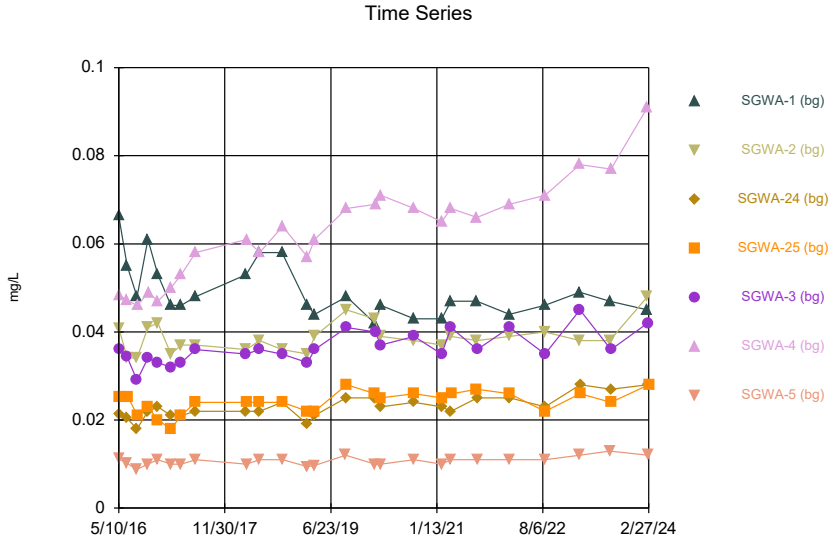

Constituent: Barium Analysis Run 5/2/2024 9:23 AM View: UTLs
Plant Scherer Data: Scherer AP

Sanitas™ v.10.0.16e Software licensed to . UG
Hollow symbols indicate censored values.

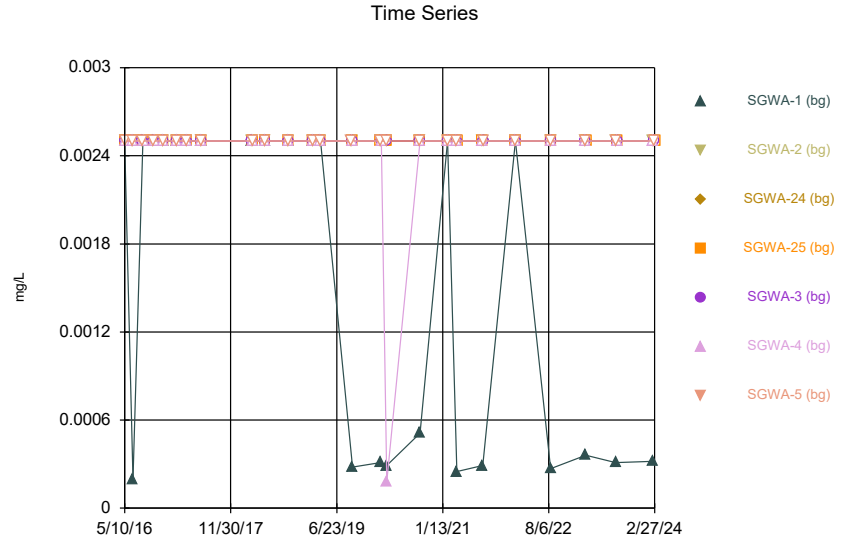

Constituent: Beryllium Analysis Run 5/2/2024 9:23 AM View: UTLs
Plant Scherer Data: Scherer AP

Sanitas™ v.10.0.16e Software licensed to . UG
Hollow symbols indicate censored values.

Time Series

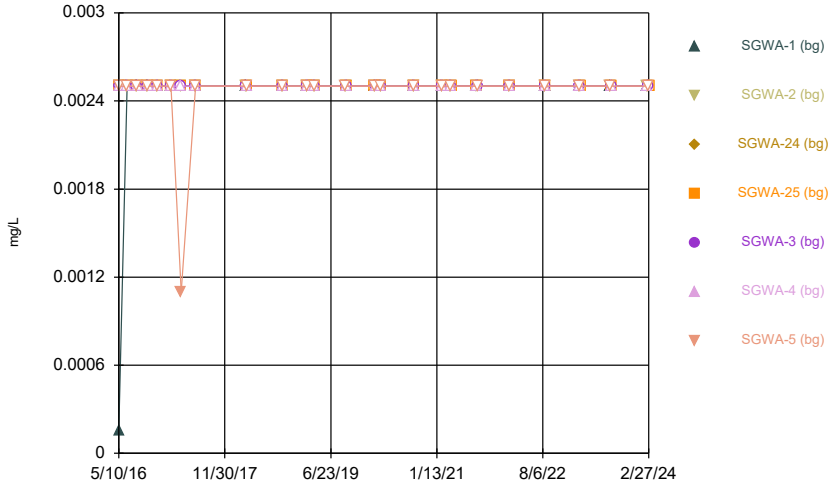

Constituent: Cadmium Analysis Run 5/2/2024 9:23 AM View: UTLs
Plant Scherer Data: Scherer AP

Sanitas™ v.10.0.16e Software licensed to . UG
Hollow symbols indicate censored values.

Time Series

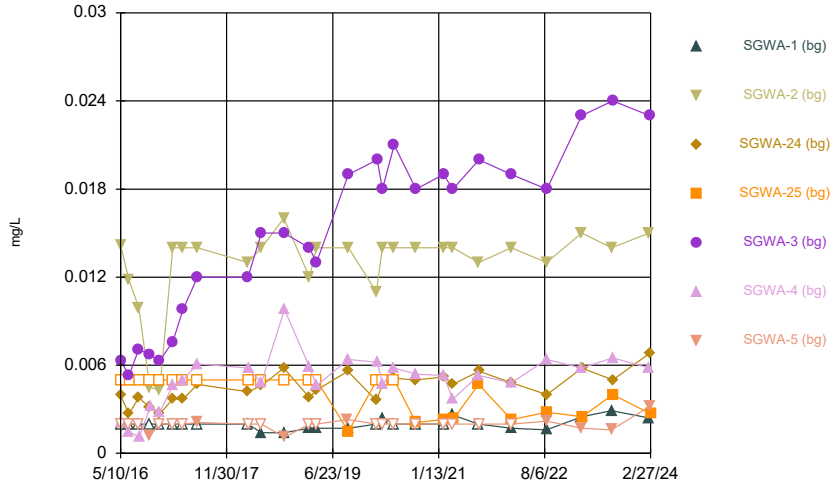

Constituent: Chromium Analysis Run 5/2/2024 9:23 AM View: UTLs
Plant Scherer Data: Scherer AP

Sanitas™ v.10.0.16e Software licensed to . UG
Hollow symbols indicate censored values.

Time Series

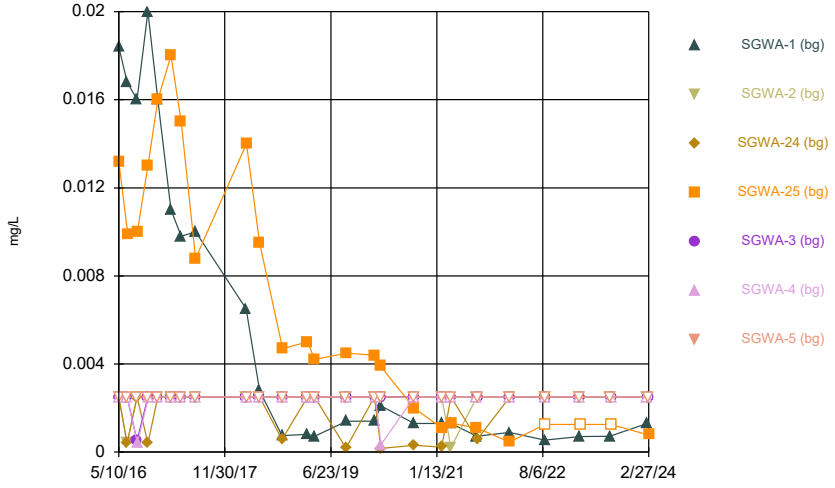

Constituent: Cobalt Analysis Run 5/2/2024 9:23 AM View: UTLs
Plant Scherer Data: Scherer AP

Sanitas™ v.10.0.16e Software licensed to . UG

Time Series

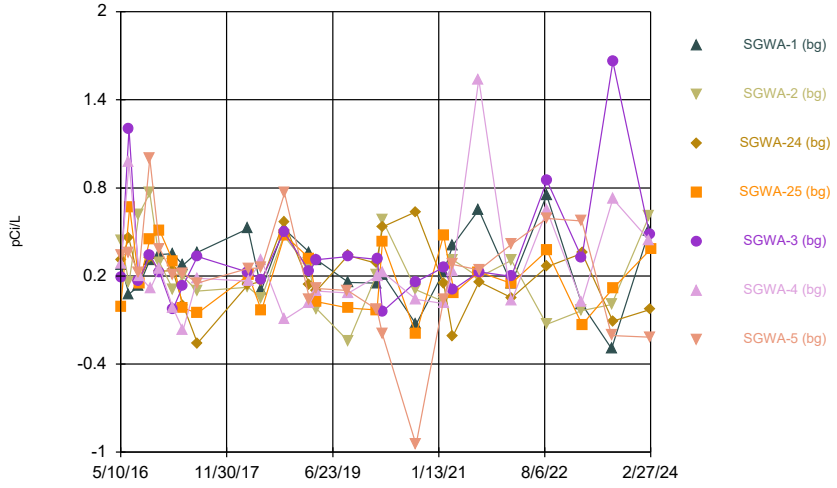

Constituent: Combined Radium 226 + 228 Analysis Run 5/2/2024 9:23 AM View: UTLs
Plant Scherer Data: Scherer AP

Sanitas™ v.10.0.16e Software licensed to . UG
Hollow symbols indicate censored values.

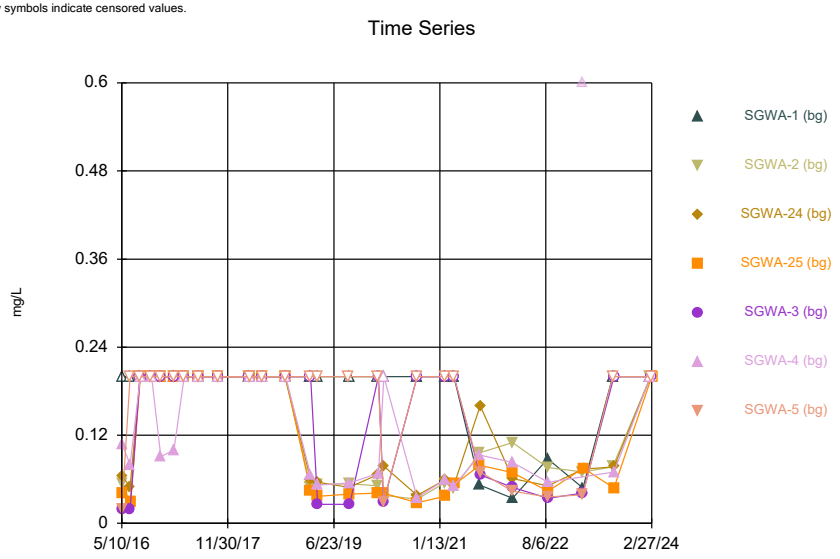

Constituent: Fluoride, total Analysis Run 5/2/2024 9:23 AM View: UTLs
Plant Scherer Data: Scherer AP

Sanitas™ v.10.0.16e Software licensed to . UG
Hollow symbols indicate censored values.

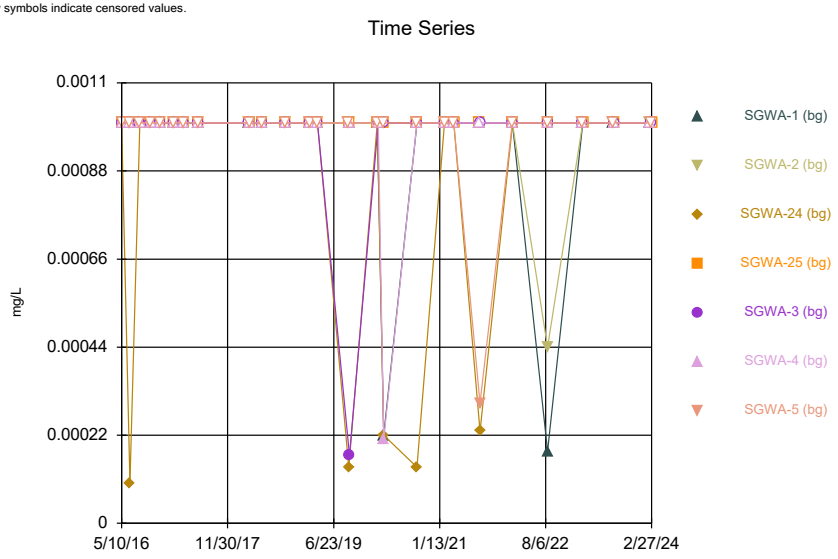

Constituent: Lead Analysis Run 5/2/2024 9:23 AM View: UTLs
Plant Scherer Data: Scherer AP

Sanitas™ v.10.0.16e Software licensed to . UG
Hollow symbols indicate censored values.

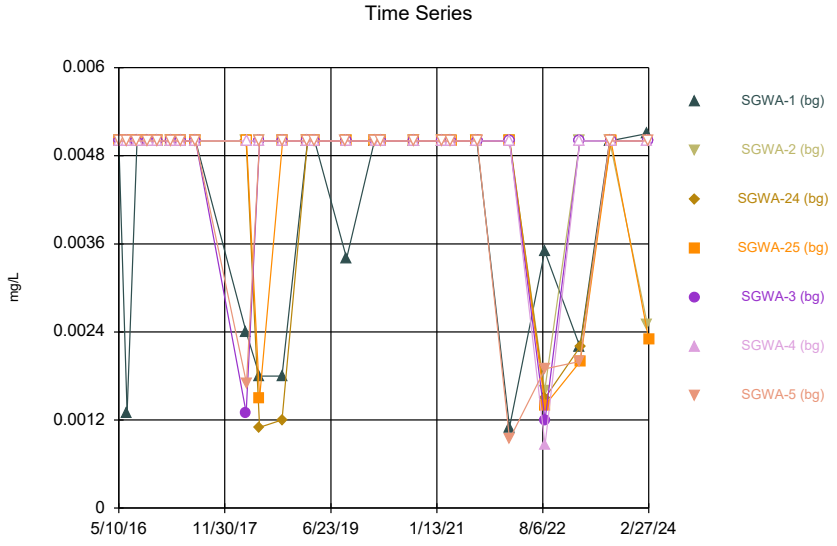

Constituent: Lithium Analysis Run 5/2/2024 9:23 AM View: UTLs
Plant Scherer Data: Scherer AP

Sanitas™ v.10.0.16e Software licensed to . UG
Hollow symbols indicate censored values.

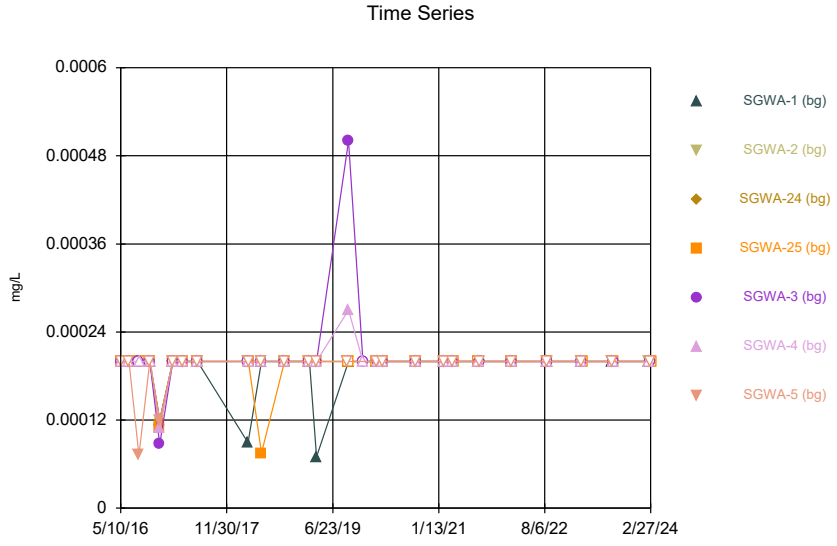

Constituent: Mercury Analysis Run 5/2/2024 9:23 AM View: UTLs
Plant Scherer Data: Scherer AP

Sanitas™ v.10.0.16e Software licensed to . UG
Hollow symbols indicate censored values.

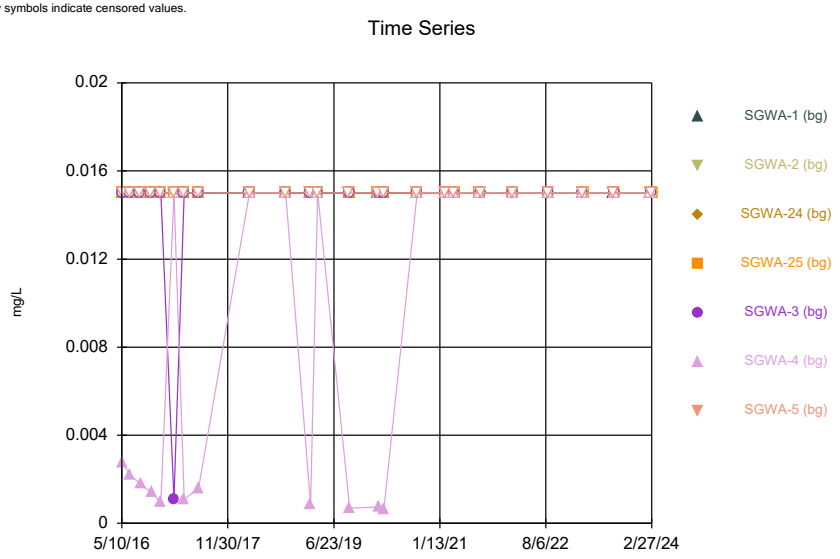

Constituent: Molybdenum Analysis Run 5/2/2024 9:23 AM View: UTLs
Plant Scherer Data: Scherer AP

Sanitas™ v.10.0.16e Software licensed to . UG
Hollow symbols indicate censored values.

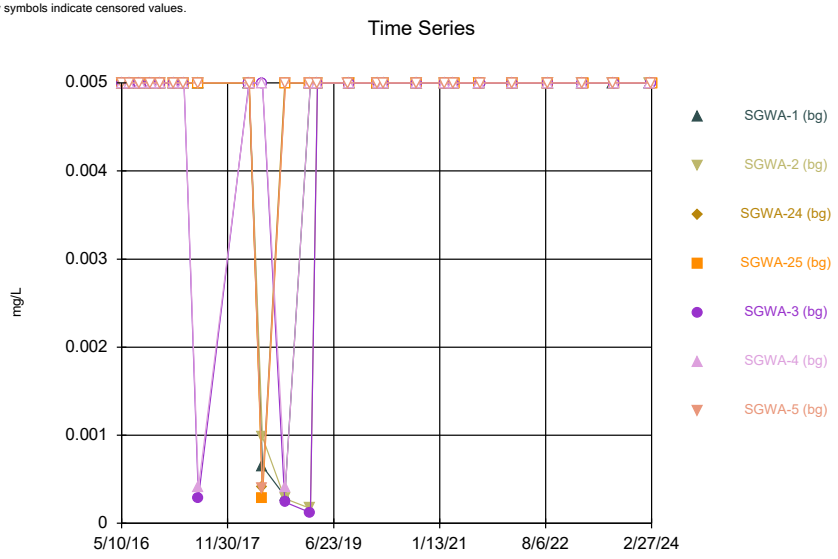

Constituent: Selenium Analysis Run 5/2/2024 9:23 AM View: UTLs
Plant Scherer Data: Scherer AP

Sanitas™ v.10.0.16e Software licensed to . UG
Hollow symbols indicate censored values.

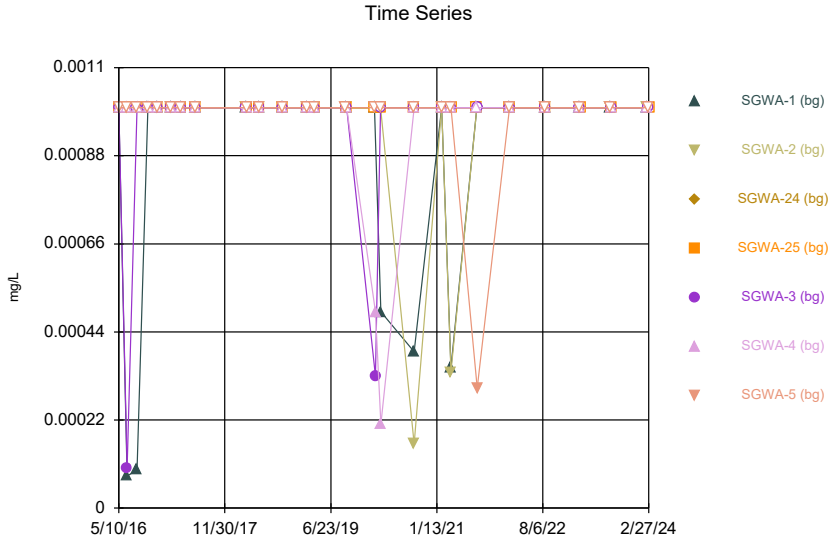

Constituent: Thallium Analysis Run 5/2/2024 9:23 AM View: UTLs
Plant Scherer Data: Scherer AP

Sanitas™ v.10.0.16e Software licensed to . UG

Tolerance Limit

Interwell Non-parametric



Non-parametric test used in lieu of parametric tolerance limit because censored data exceeded 50%. Limit is highest of 140 background values. 95% NDs. 96.68% coverage at alpha=0.01; 97.85% coverage at alpha=0.05; 99.41% coverage at alpha=0.5. Report alpha = 0.0007609.

Constituent: Antimony Analysis Run 5/2/2024 9:22 AM View: UTLs

Plant Scherer Data: Scherer AP

Sanitas™ v.10.0.16e Software licensed to . UG

Tolerance Limit

Interwell Non-parametric

Non-parametric test used in lieu of parametric tolerance limit because censored data exceeded 50%. Limit is highest of 175 background values. 87.43% NDs. 99.8% coverage at alpha=0.01; 99.8% coverage at alpha=0.05; 99.8% coverage at alpha=0.5. Report alpha < 0.0001.

Constituent: Arsenic Analysis Run 5/2/2024 9:22 AM View: UTLs

Plant Scherer Data: Scherer AP

Sanitas™ v.10.0.16e Software licensed to . UG

Tolerance Limit

Interwell Non-parametric



Non-parametric test used in lieu of parametric tolerance limit because the Chi Squared normality test showed the data to be non-normal at the 0.01 alpha level. Limit is highest of 175 background values. 99.8% coverage at alpha=0.01; 99.8% coverage at alpha=0.05; 99.8% coverage at alpha=0.5. Report alpha < 0.0001.

Constituent: Barium Analysis Run 5/2/2024 9:22 AM View: UTLs

Plant Scherer Data: Scherer AP

Sanitas™ v.10.0.16e Software licensed to . UG

Tolerance Limit

Interwell Non-parametric



Non-parametric test used in lieu of parametric tolerance limit because censored data exceeded 50%. Limit is highest of 175 background values. 93.14% NDs. 99.8% coverage at alpha=0.01; 99.8% coverage at alpha=0.05; 99.8% coverage at alpha=0.5. Report alpha < 0.0001.

Constituent: Beryllium Analysis Run 5/2/2024 9:22 AM View: UTLs

Plant Scherer Data: Scherer AP

Sanitas™ v.10.0.16e Software licensed to . UG

Tolerance Limit

Interwell Non-parametric



Non-parametric test used in lieu of parametric tolerance limit because censored data exceeded 50%. Limit is highest of 168 background values. 98.81% NDs. 97.46% coverage at alpha=0.01; 98.24% coverage at alpha=0.05; 99.41% coverage at alpha=0.5. Report alpha = 0.000181.

Constituent: Cadmium Analysis Run 5/2/2024 9:22 AM View: UTLs

Plant Scherer Data: Scherer AP

Sanitas™ v.10.0.16e Software licensed to . UG

Tolerance Limit

Interwell Non-parametric

Non-parametric test used in lieu of parametric tolerance limit because the Chi Squared normality test showed the data to be non-normal at the 0.01 alpha level. Limit is highest of 182 background values. 26.37% NDs. 99.8% coverage at alpha=0.01; 99.8% coverage at alpha=0.05; 99.8% coverage at alpha=0.5. Report alpha < 0.0001.

Constituent: Chromium Analysis Run 5/2/2024 9:22 AM View: UTLs

Plant Scherer Data: Scherer AP

Sanitas™ v.10.0.16e Software licensed to . UG

Tolerance Limit

Interwell Non-parametric

Non-parametric test used in lieu of parametric tolerance limit because censored data exceeded 50%. Limit is highest of 175 background values. 65.71% NDs. 99.8% coverage at alpha=0.01; 99.8% coverage at alpha=0.05; 99.8% coverage at alpha=0.5. Report alpha < 0.0001.

Constituent: Cobalt Analysis Run 5/2/2024 9:22 AM View: UTLs

Plant Scherer Data: Scherer AP

Sanitas™ v.10.0.16e Software licensed to . UG

Tolerance Limit

Interwell Non-parametric

Non-parametric test used in lieu of parametric tolerance limit because the Chi Squared normality test showed the data to be non-normal at the 0.01 alpha level. Limit is highest of 175 background values. 99.8% coverage at alpha=0.01; 99.8% coverage at alpha=0.05; 99.8% coverage at alpha=0.5. Report alpha < 0.0001.

Constituent: Combined Radium 226 + 228 Analysis Run 5/2/2024 9:22 AM View: UTLs

Plant Scherer Data: Scherer AP

Sanitas™ v.10.0.16e Software licensed to . UG

Tolerance Limit

Interwell Non-parametric



Non-parametric test used in lieu of parametric tolerance limit because censored data exceeded 50%. Limit is highest of 181 background values. 56.35% NDs. 99.8% coverage at alpha=0.01; 99.8% coverage at alpha=0.05; 99.8% coverage at alpha=0.5. Report alpha < 0.0001.

Constituent: Fluoride, total Analysis Run 5/2/2024 9:22 AM View: UTLs

Plant Scherer Data: Scherer AP

Sanitas™ v.10.0.16e Software licensed to . UG

Tolerance Limit

Interwell Non-parametric



Non-parametric test used in lieu of parametric tolerance limit because censored data exceeded 50%. Limit is highest of 175 background values. 93.71% NDs. 99.8% coverage at alpha=0.01; 99.8% coverage at alpha=0.05; 99.8% coverage at alpha=0.5. Report alpha < 0.0001.

Constituent: Lead Analysis Run 5/2/2024 9:23 AM View: UTLs

Plant Scherer Data: Scherer AP

Sanitas™ v.10.0.16e Software licensed to . UG

Tolerance Limit

Interwell Non-parametric

Non-parametric test used in lieu of parametric tolerance limit because censored data exceeded 50%. Limit is highest of 175 background values. 85.14% NDs. 99.8% coverage at alpha=0.01; 99.8% coverage at alpha=0.05; 99.8% coverage at alpha=0.5. Report alpha < 0.0001.

Constituent: Lithium Analysis Run 5/2/2024 9:23 AM View: UTLs

Plant Scherer Data: Scherer AP

Sanitas™ v.10.0.16e Software licensed to . UG

Tolerance Limit

Interwell Non-parametric



Non-parametric test used in lieu of parametric tolerance limit because censored data exceeded 50%. Limit is highest of 177 background values. 92.66% NDs. 99.8% coverage at alpha=0.01; 99.8% coverage at alpha=0.05; 99.8% coverage at alpha=0.5. Report alpha < 0.0001.

Constituent: Mercury Analysis Run 5/2/2024 9:23 AM View: UTLs

Plant Scherer Data: Scherer AP

Sanitas™ v.10.0.16e Software licensed to . UG

Tolerance Limit

Interwell Non-parametric



Non-parametric test used in lieu of parametric tolerance limit because censored data exceeded 50%. Limit is highest of 168 background values. 92.86% NDs. 97.46% coverage at alpha=0.01; 98.24% coverage at alpha=0.05; 99.41% coverage at alpha=0.5. Report alpha = 0.000181.

Constituent: Molybdenum Analysis Run 5/2/2024 9:23 AM View: UTLs

Plant Scherer Data: Scherer AP

Sanitas™ v.10.0.16e Software licensed to . UG

Tolerance Limit

Interwell Non-parametric

Non-parametric test used in lieu of parametric tolerance limit because censored data exceeded 50%. Limit is highest of 175 background values. 92.57% NDs. 99.8% coverage at alpha=0.01; 99.8% coverage at alpha=0.05; 99.8% coverage at alpha=0.5. Report alpha < 0.0001.

Constituent: Selenium Analysis Run 5/2/2024 9:23 AM View: UTLs

Plant Scherer Data: Scherer AP

Sanitas™ v.10.0.16e Software licensed to . UG

Tolerance Limit

Interwell Non-parametric



Non-parametric test used in lieu of parametric tolerance limit because censored data exceeded 50%. Limit is highest of 175 background values. 93.14% NDs. 99.8% coverage at alpha=0.01; 99.8% coverage at alpha=0.05; 99.8% coverage at alpha=0.5. Report alpha < 0.0001.

Constituent: Thallium Analysis Run 5/2/2024 9:23 AM View: UTLs

Plant Scherer Data: Scherer AP

FIGURE G.

SCHERER ASH POND GWPS				
Constituent Name	**MCL**	**CCR-Rule Specified**	**Background Limit**	**GWPS**
Antimony, Total (mg/L)	0.006		0.0021	0.006
Arsenic, Total (mg/L)	0.01		0.0015	0.01
Barium, Total (mg/L)	2		0.091	2
Beryllium, Total (mg/L)	0.004		0.0025	0.004
Cadmium, Total (mg/L)	0.005		0.0025	0.005
Chromium, Total (mg/L)	0.1		0.024	0.1
Cobalt, Total (mg/L)		0.006	0.02	0.02
Combined Radium, Total (pCi/L)	5		1.66	5
Fluoride, Total (mg/L)	4		0.2	4
Lead, Total (mg/L)		0.015	0.001	0.015
Lithium, Total (mg/L)		0.04	0.0051	0.04
Mercury, Total (mg/L)	0.002		0.0005	0.002
Molybdenum, Total (mg/L)		0.1	0.015	0.1
Selenium, Total (mg/L)	0.05		0.005	0.05
Thallium, Total (mg/L)	0.002		0.001	0.002

Grey cell indicates Background Limit is higher than MCL or CCR-Rule Specified Level

**GWPS = Groundwater Protection Standard*

**MCL = Maximum Contaminant Level*

**CCR = Coal Combustion Residuals*

FIGURE H.

Appendix IV Confidence Intervals - Significant Results

Plant Scherer Data: Scherer AP Printed 5/1/2024, 4:31 PM

Constituent	Well	Upper Lim.	Lower Lim.	Compliance	Sig.	N	Mean	Std. Dev.	%NDs	ND Adj.	Transform	Alpha	Method
Cobalt (mg/L)	**SGWC-10**	**0.03018**	**0.02232**	**0.02**	**Yes**	**25**	**0.02625**	**0.007891**	**0**	**None**	**No**	**0.01**	**Param.**
Cobalt (mg/L)	**SGWC-11**	**0.02702**	**0.02106**	**0.02**	**Yes**	**25**	**0.02404**	**0.005976**	**0**	**None**	**No**	**0.01**	**Param.**
Cobalt (mg/L)	**SGWC-15**	**0.2724**	**0.2558**	**0.02**	**Yes**	**25**	**0.2641**	**0.01666**	**0**	**None**	**No**	**0.01**	**Param.**
Cobalt (mg/L)	**SGWC-18**	**0.1439**	**0.1037**	**0.02**	**Yes**	**25**	**0.1238**	**0.04037**	**0**	**None**	**No**	**0.01**	**Param.**
Cobalt (mg/L)	**SGWC-20**	**0.203**	**0.1477**	**0.02**	**Yes**	**25**	**0.1754**	**0.05546**	**0**	**None**	**No**	**0.01**	**Param.**

Appendix IV Confidence Intervals - All Results

Plant Scherer Data: Scherer AP Printed 5/1/2024, 4:31 PM

Constituent	Well	Upper Lim.	Lower Lim.	Compliance	Sig.	N	Mean	Std. Dev.	%NDs	ND Adj.	Transform	Alpha	Method
Antimony (mg/L)	PZ-13S	0.002	0.00046	0.006	No	5	0.001692	0.0006887	80	None	No	0.031	NP (NDs)
Antimony (mg/L)	PZ-17I	0.002	0.00061	0.006	No	5	0.001722	0.0006216	80	None	No	0.031	NP (NDs)
Antimony (mg/L)	PZ-40I	0.002	0.00089	0.006	No	5	0.001778	0.0004964	80	None	No	0.031	NP (NDs)
Antimony (mg/L)	SGWC-10	0.002	0.0014	0.006	No	19	0.001968	0.0001376	94.74	None	No	0.01	NP (NDs)
Antimony (mg/L)	SGWC-13	0.002	0.0004	0.006	No	19	0.001916	0.0003671	94.74	None	No	0.01	NP (NDs)
Antimony (mg/L)	SGWC-18	0.002	0.0012	0.006	No	18	0.001956	0.0001886	94.44	None	No	0.01	NP (NDs)
Antimony (mg/L)	SGWC-19	0.0021	0.002	0.006	No	19	0.002005	0.00002294	94.74	None	No	0.01	NP (NDs)
Antimony (mg/L)	SGWC-20	0.002	0.0019	0.006	No	18	0.001994	0.00002357	94.44	None	No	0.01	NP (NDs)
Antimony (mg/L)	SGWC-21	0.002	0.0019	0.006	No	19	0.001995	0.00002294	94.74	None	No	0.01	NP (NDs)
Antimony (mg/L)	SGWC-22	0.0022	0.002	0.006	No	19	0.002011	0.00004588	94.74	None	No	0.01	NP (NDs)
Antimony (mg/L)	SGWC-23	0.002	0.00098	0.006	No	19	0.001946	0.000234	94.74	None	No	0.01	NP (NDs)
Antimony (mg/L)	SGWC-7	0.002	0.0004	0.006	No	19	0.001916	0.0003671	94.74	None	No	0.01	NP (NDs)
Arsenic (mg/L)	PZ-39S	0.0019	0.00028	0.01	No	6	0.00103	0.0005144	66.67	None	No	0.0155	NP (NDs)
Arsenic (mg/L)	PZ-42I	0.001	0.00049	0.01	No	6	0.000915	0.0002082	83.33	None	No	0.0155	NP (NDs)
Arsenic (mg/L)	PZ-69I	0.0007829	0.0005704	0.01	No	5	0.000806	0.0001854	40	Kaplan-Meier	No	0.01	Param.
Arsenic (mg/L)	SGWC-10	0.001	0.00074	0.01	No	25	0.0009532	0.000134	88	Kaplan-Meier	No	0.01	NP (NDs)
Arsenic (mg/L)	SGWC-11	0.00103	0.001	0.01	No	25	0.001004	0.00009047	64	Kaplan-Meier	No	0.01	NP (NDs)
Arsenic (mg/L)	SGWC-12	0.001	0.001	0.01	No	25	0.0009108	0.0002258	64	Kaplan-Meier	No	0.01	NP (NDs)
Arsenic (mg/L)	SGWC-13	0.001	0.00088	0.01	No	25	0.0009776	0.0001498	84	Kaplan-Meier	No	0.01	NP (NDs)
Arsenic (mg/L)	SGWC-14	0.0012	0.0007	0.01	No	25	0.000978	0.0001632	80	Kaplan-Meier	No	0.01	NP (NDs)
Arsenic (mg/L)	SGWC-15	0.001423	0.0008775	0.01	No	25	0.001309	0.0006071	20	Kaplan-Meier	sqrt(x)	0.01	Param.
Arsenic (mg/L)	SGWC-16	0.001	0.00055	0.01	No	25	0.0009368	0.0001783	88	None	No	0.01	NP (NDs)
Arsenic (mg/L)	SGWC-17	0.001	0.00075	0.01	No	25	0.000927	0.0001661	76	None	No	0.01	NP (NDs)
Arsenic (mg/L)	SGWC-18	0.002974	0.001784	0.01	No	25	0.002379	0.001194	0	None	No	0.01	Param.
Arsenic (mg/L)	SGWC-19	0.001	0.00068	0.01	No	25	0.0009704	0.0001035	92	None	No	0.01	NP (NDs)
Arsenic (mg/L)	SGWC-20	0.0008041	0.0005008	0.01	No	25	0.0008488	0.0003477	40	Kaplan-Meier	sqrt(x)	0.01	Param.
Arsenic (mg/L)	SGWC-21	0.001	0.00076	0.01	No	25	0.0009904	0.000048	96	Kaplan-Meier	No	0.01	NP (NDs)
Arsenic (mg/L)	SGWC-22	0.001	0.00089	0.01	No	25	0.0008772	0.0002452	76	Kaplan-Meier	No	0.01	NP (NDs)
Arsenic (mg/L)	SGWC-23	0.001	0.00079	0.01	No	25	0.000976	0.00008703	92	Kaplan-Meier	No	0.01	NP (NDs)
Arsenic (mg/L)	SGWC-6	0.001	0.0006	0.01	No	25	0.00094	0.0001677	88	Kaplan-Meier	No	0.01	NP (NDs)
Arsenic (mg/L)	SGWC-7	0.001	0.0009	0.01	No	25	0.0009072	0.0001823	76	None	No	0.01	NP (NDs)
Arsenic (mg/L)	SGWC-8	0.001	0.001	0.01	No	25	0.0009108	0.0001925	76	None	No	0.01	NP (NDs)
Arsenic (mg/L)	SGWC-9	0.001	0.00079	0.01	No	25	0.0008912	0.0002038	64	None	No	0.01	NP (NDs)
Barium (mg/L)	PZ-13S	0.049	0.046	2	No	5	0.0478	0.001643	0	None	No	0.031	NP (normality)
Barium (mg/L)	PZ-14S	0.03755	0.03205	2	No	5	0.0348	0.001643	0	None	No	0.01	Param.
Barium (mg/L)	PZ-17I	0.06654	0.05246	2	No	6	0.0595	0.005128	0	None	No	0.01	Param.
Barium (mg/L)	PZ-39S	0.04682	0.02833	2	No	6	0.03817	0.009152	0	None	x^3	0.01	Param.
Barium (mg/L)	PZ-40I	0.089	0.036	2	No	6	0.04983	0.02035	0	None	No	0.0155	NP (normality)
Barium (mg/L)	PZ-41S	0.059	0.023	2	No	6	0.03067	0.01392	0	None	No	0.0155	NP (normality)
Barium (mg/L)	PZ-42I	0.1	0.05	2	No	6	0.06	0.01972	0	None	No	0.0155	NP (normality)
Barium (mg/L)	PZ-43S	0.12	0.07	2	No	6	0.08317	0.01872	0	None	No	0.0155	NP (normality)
Barium (mg/L)	PZ-44I	0.014	0.0078	2	No	6	0.009317	0.00237	0	None	No	0.0155	NP (normality)
Barium (mg/L)	PZ-69I	0.198	0.118	2	No	5	0.158	0.02387	0	None	No	0.01	Param.
Barium (mg/L)	SGWC-10	0.03264	0.02838	2	No	25	0.03051	0.004274	0	None	No	0.01	Param.
Barium (mg/L)	SGWC-11	0.04466	0.03901	2	No	25	0.04197	0.005872	0	None	sqrt(x)	0.01	Param.
Barium (mg/L)	SGWC-12	0.05364	0.04248	2	No	25	0.04806	0.0112	0	None	No	0.01	Param.
Barium (mg/L)	SGWC-13	0.03536	0.02908	2	No	25	0.03222	0.006298	0	None	No	0.01	Param.
Barium (mg/L)	SGWC-14	0.05688	0.04887	2	No	25	0.05287	0.008039	0	None	No	0.01	Param.
Barium (mg/L)	SGWC-15	0.03665	0.03059	2	No	25	0.03362	0.006075	0	None	No	0.01	Param.
Barium (mg/L)	SGWC-16	0.03057	0.02198	2	No	25	0.02627	0.008613	0	None	No	0.01	Param.
Barium (mg/L)	SGWC-17	0.02404	0.02002	2	No	25	0.02203	0.004028	0	None	No	0.01	Param.
Barium (mg/L)	SGWC-18	0.02161	0.0143	2	No	25	0.01849	0.007755	0	None	sqrt(x)	0.01	Param.
Barium (mg/L)	SGWC-19	0.03851	0.03071	2	No	25	0.03461	0.007821	0	None	No	0.01	Param.
Barium (mg/L)	SGWC-20	0.03117	0.02373	2	No	25	0.02781	0.007862	0	None	sqrt(x)	0.01	Param.
Barium (mg/L)	SGWC-21	0.11	0.0914	2	No	25	0.1016	0.01304	0	None	No	0.01	NP (normality)
Barium (mg/L)	SGWC-22	0.08838	0.07907	2	No	25	0.08372	0.009341	0	None	No	0.01	Param.
Barium (mg/L)	SGWC-23	0.08005	0.06616	2	No	25	0.0731	0.01393	0	None	No	0.01	Param.
Barium (mg/L)	SGWC-6	0.1155	0.07719	2	No	25	0.09633	0.03841	0	None	No	0.01	Param.
Barium (mg/L)	SGWC-7	0.286	0.2451	2	No	25	0.2655	0.04103	0	None	No	0.01	Param.
Barium (mg/L)	SGWC-8	0.1872	0.1613	2	No	25	0.1742	0.02601	0	None	No	0.01	Param.
Barium (mg/L)	SGWC-9	0.06386	0.05285	2	No	25	0.05836	0.01104	0	None	No	0.01	Param.
Beryllium (mg/L)	SGWC-10	0.0025	0.00026	0.004	No	25	0.00241	0.000448	96	None	No	0.01	NP (NDs)
Beryllium (mg/L)	SGWC-14	0.0025	0.00053	0.004	No	25	0.002329	0.0005931	92	None	No	0.01	NP (NDs)
Beryllium (mg/L)	SGWC-15	0.00051	0.00038	0.004	No	25	0.0005152	0.0002842	12	None	No	0.01	NP (normality)
Beryllium (mg/L)	SGWC-17	0.0025	0.00028	0.004	No	25	0.002411	0.000444	96	None	No	0.01	NP (NDs)
Beryllium (mg/L)	SGWC-18	0.0025	0.00033	0.004	No	25	0.001459	0.001107	52	None	No	0.01	NP (NDs)
Beryllium (mg/L)	SGWC-19	0.0025	0.0002	0.004	No	25	0.002036	0.0009463	80	None	No	0.01	NP (NDs)
Beryllium (mg/L)	SGWC-20	0.0008023	0.0006491	0.004	No	25	0.0007257	0.0001536	0	None	No	0.01	Param.

Appendix IV Confidence Intervals - All Results

Plant Scherer Data: Scherer AP Printed 5/1/2024, 4:31 PM

Constituent	Well	Upper Lim.	Lower Lim.	Compliance	Sig.	N	Mean	Std. Dev.	%NDs	ND Adj.	Transform	Alpha	Method
Beryllium (mg/L)	SGWC-22	0.0025	0.00033	0.004	No	25	0.002413	0.000434	96	None	No	0.01	NP (NDs)
Beryllium (mg/L)	SGWC-6	0.0025	0.0002	0.004	No	25	0.002408	0.00046	96	None	No	0.01	NP (NDs)
Beryllium (mg/L)	SGWC-7	0.0025	0.00033	0.004	No	25	0.002413	0.000434	96	None	No	0.01	NP (NDs)
Beryllium (mg/L)	SGWC-8	0.0025	0.0003	0.004	No	25	0.00232	0.0006246	92	None	No	0.01	NP (NDs)
Cadmium (mg/L)	SGWC-11	0.0025	0.00022	0.005	No	24	0.002405	0.0004654	95.83	None	No	0.01	NP (NDs)
Cadmium (mg/L)	SGWC-14	0.0025	0.00057	0.005	No	24	0.002221	0.0007565	87.5	None	No	0.01	NP (NDs)
Cadmium (mg/L)	SGWC-15	0.0025	0.00027	0.005	No	24	0.001049	0.00105	33.33	None	No	0.01	NP (normality)
Cadmium (mg/L)	SGWC-18	0.0025	0.00032	0.005	No	24	0.00175	0.001084	66.67	None	No	0.01	NP (NDs)
Cadmium (mg/L)	SGWC-19	0.0025	0.00036	0.005	No	24	0.002311	0.000642	91.67	None	No	0.01	NP (NDs)
Cadmium (mg/L)	SGWC-20	0.0025	0.00015	0.005	No	24	0.002104	0.0009053	83.33	None	No	0.01	NP (NDs)
Cadmium (mg/L)	SGWC-21	0.0025	0.00039	0.005	No	24	0.002412	0.0004307	95.83	None	No	0.01	NP (NDs)
Cadmium (mg/L)	SGWC-6	0.0025	0.00022	0.005	No	24	0.002405	0.0004654	95.83	None	No	0.01	NP (NDs)
Cadmium (mg/L)	SGWC-8	0.0025	0.00031	0.005	No	24	0.002409	0.000447	95.83	None	No	0.01	NP (NDs)
Chromium (mg/L)	PZ-13S	0.004719	0.002161	0.1	No	5	0.00344	0.0007635	0	None	No	0.01	Param.
Chromium (mg/L)	PZ-14S	0.002546	0.001774	0.1	No	5	0.00216	0.0002302	0	None	No	0.01	Param.
Chromium (mg/L)	PZ-17I	0.004771	0.002696	0.1	No	6	0.003733	0.0007554	0	None	No	0.01	Param.
Chromium (mg/L)	PZ-39S	0.0345	0.006063	0.1	No	6	0.02028	0.01035	0	None	No	0.01	Param.
Chromium (mg/L)	PZ-41S	0.006008	0.003773	0.1	No	6	0.005117	0.001314	16.67	Kaplan-Meier	x^5	0.01	Param.
Chromium (mg/L)	PZ-42I	0.003	0.002	0.1	No	6	0.002167	0.0004082	83.33	Kaplan-Meier	No	0.0155	NP (NDs)
Chromium (mg/L)	PZ-43S	0.002	0.0012	0.1	No	6	0.001867	0.0003266	50	None	No	0.0155	NP (normality)
Chromium (mg/L)	PZ-44I	0.0046	0.0013	0.1	No	6	0.002317	0.001153	66.67	None	No	0.0155	NP (NDs)
Chromium (mg/L)	SGWC-10	0.002	0.0012	0.1	No	25	0.001968	0.00016	96	None	No	0.01	NP (NDs)
Chromium (mg/L)	SGWC-12	0.0023	0.002	0.1	No	25	0.002012	0.00006	96	None	No	0.01	NP (NDs)
Chromium (mg/L)	SGWC-13	0.002	0.0017	0.1	No	25	0.001988	0.00006	96	None	No	0.01	NP (NDs)
Chromium (mg/L)	SGWC-14	0.002	0.0019	0.1	No	25	0.00202	0.001029	64	None	No	0.01	NP (NDs)
Chromium (mg/L)	SGWC-15	0.03465	0.03242	0.1	No	25	0.03354	0.002235	0	None	No	0.01	Param.
Chromium (mg/L)	SGWC-16	0.01195	0.0102	0.1	No	25	0.01107	0.001761	0	None	No	0.01	Param.
Chromium (mg/L)	SGWC-17	0.007522	0.005002	0.1	No	25	0.006262	0.002528	0	None	No	0.01	Param.
Chromium (mg/L)	SGWC-18	0.01006	0.007808	0.1	No	25	0.009156	0.002619	0	None	ln(x)	0.01	Param.
Chromium (mg/L)	SGWC-19	0.01571	0.0143	0.1	No	25	0.01501	0.001412	0	None	No	0.01	Param.
Chromium (mg/L)	SGWC-20	0.002	0.0016	0.1	No	25	0.001924	0.0002603	84	None	No	0.01	NP (NDs)
Chromium (mg/L)	SGWC-21	0.002	0.002	0.1	No	25	0.001924	0.0002146	76	None	No	0.01	NP (NDs)
Chromium (mg/L)	SGWC-22	0.0022	0.0015	0.1	No	25	0.001908	0.0004545	60	None	No	0.01	NP (NDs)
Chromium (mg/L)	SGWC-23	0.001807	0.001334	0.1	No	25	0.001876	0.0004437	36	Kaplan-Meier	No	0.01	Param.
Chromium (mg/L)	SGWC-7	0.0026	0.002	0.1	No	25	0.002024	0.00012	92	Kaplan-Meier	No	0.01	NP (NDs)
Chromium (mg/L)	SGWC-8	0.0021	0.0016	0.1	No	24	0.002071	0.00084	54.17	Kaplan-Meier	No	0.01	NP (NDs)
Chromium (mg/L)	SGWC-9	0.0039	0.0017	0.1	No	25	0.002064	0.0003872	92	Kaplan-Meier	No	0.01	NP (NDs)
Cobalt (mg/L)	PZ-13S	0.006386	0.005245	0.02	No	8	0.005813	0.0005515	0	None	sqrt(x)	0.01	Param.
Cobalt (mg/L)	PZ-14S	0.0007714	0.0001889	0.02	No	7	0.0004571	0.0003598	14.29	None	ln(x)	0.01	Param.
Cobalt (mg/L)	PZ-39S	0.0025	0.00023	0.02	No	8	0.001144	0.001126	37.5	None	No	0.004	NP (normality)
Cobalt (mg/L)	PZ-40I	0.005923	0.0006443	0.02	No	6	0.002817	0.002447	0	None	x^(1/3)	0.01	Param.
Cobalt (mg/L)	PZ-41S	0.0092	0.00032	0.02	No	8	0.001839	0.002999	0	None	No	0.004	NP (normality)
Cobalt (mg/L)	PZ-42I	0.003999	0.00001637	0.02	No	6	0.001907	0.002344	16.67	Kaplan-Meier	sqrt(x)	0.01	Param.
Cobalt (mg/L)	PZ-43S	0.0086	0.00025	0.02	No	8	0.00279	0.002505	62.5	Kaplan-Meier	No	0.004	NP (NDs)
Cobalt (mg/L)	PZ-44I	0.002404	0.001563	0.02	No	6	0.001983	0.0003061	0	None	No	0.01	Param.
Cobalt (mg/L)	PZ-69I	0.003626	0.001014	0.02	No	5	0.00232	0.0007791	0	None	No	0.01	Param.
Cobalt (mg/L)	**SGWC-10**	**0.03018**	**0.02232**	**0.02**	**Yes**	**25**	**0.02625**	**0.007891**	**0**	**None**	**No**	**0.01**	**Param.**
Cobalt (mg/L)	**SGWC-11**	**0.02702**	**0.02106**	**0.02**	**Yes**	**25**	**0.02404**	**0.005976**	**0**	**None**	**No**	**0.01**	**Param.**
Cobalt (mg/L)	SGWC-12	0.003548	0.002154	0.02	No	25	0.002851	0.001398	0	None	No	0.01	Param.
Cobalt (mg/L)	SGWC-13	0.0051	0.00246	0.02	No	25	0.00464	0.003673	0	None	ln(x)	0.01	Param.
Cobalt (mg/L)	SGWC-14	0.01058	0.006726	0.02	No	25	0.008654	0.003869	0	None	No	0.01	Param.
Cobalt (mg/L)	**SGWC-15**	**0.2724**	**0.2558**	**0.02**	**Yes**	**25**	**0.2641**	**0.01666**	**0**	**None**	**No**	**0.01**	**Param.**
Cobalt (mg/L)	SGWC-16	0.004885	0.003741	0.02	No	25	0.004313	0.001148	0	None	No	0.01	Param.
Cobalt (mg/L)	SGWC-17	0.0007	0.00043	0.02	No	25	0.0008258	0.0007567	16	None	No	0.01	NP (normality)
Cobalt (mg/L)	**SGWC-18**	**0.1439**	**0.1037**	**0.02**	**Yes**	**25**	**0.1238**	**0.04037**	**0**	**None**	**No**	**0.01**	**Param.**
Cobalt (mg/L)	SGWC-19	0.0025	0.00049	0.02	No	25	0.001585	0.001072	56	None	No	0.01	NP (NDs)
Cobalt (mg/L)	**SGWC-20**	**0.203**	**0.1477**	**0.02**	**Yes**	**25**	**0.1754**	**0.05546**	**0**	**None**	**No**	**0.01**	**Param.**
Cobalt (mg/L)	SGWC-21	0.0025	0.00017	0.02	No	25	0.001748	0.001119	68	None	No	0.01	NP (NDs)
Cobalt (mg/L)	SGWC-22	0.002826	0.001527	0.02	No	25	0.002319	0.001442	0	None	sqrt(x)	0.01	Param.
Cobalt (mg/L)	SGWC-23	0.0025	0.00013	0.02	No	25	0.002405	0.000474	96	None	No	0.01	NP (NDs)
Cobalt (mg/L)	SGWC-6	0.0025	0.0016	0.02	No	25	0.00201	0.001119	44	None	No	0.01	NP (normality)
Cobalt (mg/L)	SGWC-7	0.009143	0.004081	0.02	No	25	0.006612	0.005078	0	None	No	0.01	Param.
Cobalt (mg/L)	SGWC-8	0.0025	0.0012	0.02	No	25	0.001936	0.0009582	68	None	No	0.01	NP (NDs)
Cobalt (mg/L)	SGWC-9	0.014	0.001	0.02	No	25	0.00755	0.005979	0	None	No	0.01	NP (normality)
Combined Radium 226 + 228 (pCi/L)	PZ-14S	0.5626	0.05389	5	No	6	0.2708	0.1799	0	None	sqrt(x)	0.01	Param.
Combined Radium 226 + 228 (pCi/L)	PZ-17I	3.153	0.06925	5	No	6	1.258	2.227	0	None	ln(x)	0.01	Param.
Combined Radium 226 + 228 (pCi/L)	PZ-39S	0.6532	0.05691	5	No	6	0.3551	0.217	0	None	No	0.01	Param.
Combined Radium 226 + 228 (pCi/L)	PZ-40I	1.844	0.1642	5	No	6	1.004	0.6113	0	None	No	0.01	Param.

Appendix IV Confidence Intervals - All Results

Plant Scherer Data: Scherer AP Printed 5/1/2024, 4:31 PM

Constituent	Well	Upper Lim.	Lower Lim.	Compliance	Sig.	N	Mean	Std. Dev.	%NDs	ND Adj.	Transform	Alpha	Method
Combined Radium 226 + 228 (pCi/L)	PZ-42I	0.6072	0.07812	5	No	6	0.3427	0.1926	0	None	No	0.01	Param.
Combined Radium 226 + 228 (pCi/L)	PZ-43S	1.286	0.1139	5	No	6	0.6115	0.5235	0	None	sqrt(x)	0.01	Param.
Combined Radium 226 + 228 (pCi/L)	SGWC-10	0.452	0.102	5	No	25	0.3	0.3363	0	None	No	0.01	NP (normality)
Combined Radium 226 + 228 (pCi/L)	SGWC-11	0.5169	0.1711	5	No	25	0.344	0.3469	0	None	No	0.01	Param.
Combined Radium 226 + 228 (pCi/L)	SGWC-12	0.4475	0.2006	5	No	25	0.3241	0.2477	0	None	No	0.01	Param.
Combined Radium 226 + 228 (pCi/L)	SGWC-13	0.4522	0.2143	5	No	25	0.3332	0.2387	0	None	No	0.01	Param.
Combined Radium 226 + 228 (pCi/L)	SGWC-14	0.3559	0.08778	5	No	25	0.2218	0.269	0	None	No	0.01	Param.
Combined Radium 226 + 228 (pCi/L)	SGWC-15	0.4757	0.2661	5	No	25	0.3709	0.2103	0	None	No	0.01	Param.
Combined Radium 226 + 228 (pCi/L)	SGWC-16	0.3526	0.1244	5	No	25	0.2385	0.2289	0	None	No	0.01	Param.
Combined Radium 226 + 228 (pCi/L)	SGWC-17	0.4017	0.1933	5	No	25	0.2975	0.209	0	None	No	0.01	Param.
Combined Radium 226 + 228 (pCi/L)	SGWC-18	0.435	0.17	5	No	25	0.3534	0.3441	0	None	No	0.01	NP (normality)
Combined Radium 226 + 228 (pCi/L)	SGWC-19	0.396	0.114	5	No	25	0.2903	0.325	0	None	No	0.01	NP (normality)
Combined Radium 226 + 228 (pCi/L)	SGWC-20	0.5398	0.2676	5	No	25	0.4037	0.2731	0	None	No	0.01	Param.
Combined Radium 226 + 228 (pCi/L)	SGWC-21	0.565	0.239	5	No	25	0.5259	0.5019	0	None	No	0.01	NP (normality)
Combined Radium 226 + 228 (pCi/L)	SGWC-22	0.4414	0.1592	5	No	25	0.3508	0.3822	0	None	sqrt(x)	0.01	Param.
Combined Radium 226 + 228 (pCi/L)	SGWC-23	0.5913	0.3483	5	No	25	0.4698	0.2437	0	None	No	0.01	Param.
Combined Radium 226 + 228 (pCi/L)	SGWC-6	0.3656	0.1463	5	No	25	0.256	0.22	0	None	No	0.01	Param.
Combined Radium 226 + 228 (pCi/L)	SGWC-7	0.4924	0.2637	5	No	25	0.378	0.2293	0	None	No	0.01	Param.
Combined Radium 226 + 228 (pCi/L)	SGWC-8	2.441	1.911	5	No	25	2.176	0.5311	0	None	No	0.01	Param.
Combined Radium 226 + 228 (pCi/L)	SGWC-9	0.3701	0.1481	5	No	25	0.2591	0.2227	0	None	No	0.01	Param.
Fluoride, total (mg/L)	PZ-13S	0.2	0.042	4	No	5	0.1422	0.07972	60	None	No	0.031	NP (NDs)
Fluoride, total (mg/L)	PZ-14S	0.2	0.029	4	No	5	0.1344	0.08996	60	None	No	0.031	NP (NDs)
Fluoride, total (mg/L)	PZ-17I	0.2	0.028	4	No	6	0.09583	0.08112	33.33	None	No	0.0155	NP (normality)
Fluoride, total (mg/L)	PZ-39S	0.08404	0.03451	4	No	6	0.1053	0.07522	33.33	Kaplan-Meier	sqrt(x)	0.01	Param.
Fluoride, total (mg/L)	PZ-40I	0.2	0.036	4	No	6	0.1472	0.08192	66.67	Kaplan-Meier	No	0.0155	NP (NDs)
Fluoride, total (mg/L)	PZ-41S	0.2	0.035	4	No	6	0.1492	0.07915	66.67	Kaplan-Meier	No	0.0155	NP (NDs)
Fluoride, total (mg/L)	PZ-42I	0.0867	0.03273	4	No	6	0.08183	0.06115	16.67	Kaplan-Meier	sqrt(x)	0.01	Param.
Fluoride, total (mg/L)	PZ-43S	0.2	0.028	4	No	6	0.1178	0.09012	50	None	No	0.0155	NP (normality)
Fluoride, total (mg/L)	PZ-44I	0.2	0.031	4	No	6	0.1442	0.0865	66.67	None	No	0.0155	NP (NDs)
Fluoride, total (mg/L)	PZ-69I	0.2105	0.04419	4	No	5	0.146	0.06016	20	Kaplan-Meier	No	0.01	Param.
Fluoride, total (mg/L)	SGWC-10	0.2	0.047	4	No	26	0.1682	0.06672	80.77	Kaplan-Meier	No	0.01	NP (NDs)
Fluoride, total (mg/L)	SGWC-11	0.2	0.08	4	No	26	0.1718	0.05939	80.77	Kaplan-Meier	No	0.01	NP (NDs)
Fluoride, total (mg/L)	SGWC-12	0.09244	0.06409	4	No	26	0.1067	0.05482	19.23	Kaplan-Meier	x^(1/3)	0.01	Param.
Fluoride, total (mg/L)	SGWC-13	0.2	0.053	4	No	26	0.1507	0.07231	65.38	Kaplan-Meier	No	0.01	NP (NDs)
Fluoride, total (mg/L)	SGWC-14	0.2	0.041	4	No	26	0.15	0.07688	69.23	Kaplan-Meier	No	0.01	NP (NDs)
Fluoride, total (mg/L)	SGWC-15	0.14	0.11	4	No	26	0.1357	0.05073	3.846	None	No	0.01	NP (normality)
Fluoride, total (mg/L)	SGWC-16	0.2	0.09	4	No	26	0.1579	0.07176	73.08	None	No	0.01	NP (NDs)
Fluoride, total (mg/L)	SGWC-17	0.2	0.052	4	No	26	0.1167	0.07179	38.46	None	No	0.01	NP (normality)
Fluoride, total (mg/L)	SGWC-18	0.2	0.091	4	No	26	0.1474	0.06865	57.69	None	No	0.01	NP (NDs)
Fluoride, total (mg/L)	SGWC-19	0.2	0.18	4	No	26	0.1745	0.05934	80.77	None	No	0.01	NP (NDs)
Fluoride, total (mg/L)	SGWC-20	0.245	0.1741	4	No	26	0.2096	0.07272	3.846	None	No	0.01	Param.
Fluoride, total (mg/L)	SGWC-21	0.15	0.077	4	No	26	0.1223	0.05699	30.77	None	No	0.01	NP (normality)
Fluoride, total (mg/L)	SGWC-22	0.2	0.075	4	No	26	0.154	0.07161	69.23	None	No	0.01	NP (NDs)
Fluoride, total (mg/L)	SGWC-23	0.2	0.052	4	No	26	0.1155	0.07045	38.46	None	No	0.01	NP (normality)
Fluoride, total (mg/L)	SGWC-6	0.1275	0.0942	4	No	26	0.1386	0.0445	15.38	Kaplan-Meier	sqrt(x)	0.01	Param.
Fluoride, total (mg/L)	SGWC-7	0.2256	0.1763	4	No	26	0.201	0.05052	3.846	None	No	0.01	Param.
Fluoride, total (mg/L)	SGWC-8	0.5224	0.3795	4	No	26	0.4632	0.1703	0	None	x^(1/3)	0.01	Param.
Fluoride, total (mg/L)	SGWC-9	0.09727	0.05899	4	No	26	0.1403	0.09874	38.46	Kaplan-Meier	ln(x)	0.01	Param.
Lead (mg/L)	PZ-42I	0.001	0.00019	0.015	No	6	0.000865	0.0003307	83.33	None	No	0.0155	NP (NDs)
Lead (mg/L)	SGWC-10	0.001	0.00014	0.015	No	25	0.000896	0.0002874	88	None	No	0.01	NP (NDs)
Lead (mg/L)	SGWC-12	0.001	0.0002	0.015	No	25	0.000968	0.00016	96	None	No	0.01	NP (NDs)
Lead (mg/L)	SGWC-13	0.001	0.00039	0.015	No	25	0.0009508	0.0001703	92	None	No	0.01	NP (NDs)
Lead (mg/L)	SGWC-14	0.001	0.00066	0.015	No	25	0.000924	0.0002232	88	None	No	0.01	NP (NDs)
Lead (mg/L)	SGWC-15	0.001	0.00023	0.015	No	25	0.0009692	0.000154	96	None	No	0.01	NP (NDs)
Lead (mg/L)	SGWC-16	0.001	0.00013	0.015	No	25	0.0009652	0.000174	96	None	No	0.01	NP (NDs)
Lead (mg/L)	SGWC-17	0.001	0.00017	0.015	No	25	0.0009668	0.000166	96	None	No	0.01	NP (NDs)
Lead (mg/L)	SGWC-18	0.001	0.00071	0.015	No	25	0.00096	0.0001511	92	None	No	0.01	NP (NDs)
Lead (mg/L)	SGWC-19	0.001	0.00033	0.015	No	25	0.0009732	0.000134	96	None	No	0.01	NP (NDs)
Lead (mg/L)	SGWC-20	0.001	0.00027	0.015	No	25	0.0006296	0.0003692	48	None	No	0.01	NP (normality)
Lead (mg/L)	SGWC-21	0.001	0.00041	0.015	No	25	0.0008112	0.0003464	76	None	No	0.01	NP (NDs)
Lead (mg/L)	SGWC-22	0.001	0.00019	0.015	No	25	0.000834	0.0003389	80	None	No	0.01	NP (NDs)
Lead (mg/L)	SGWC-23	0.001	0.00009	0.015	No	25	0.0009636	0.000182	96	None	No	0.01	NP (NDs)
Lead (mg/L)	SGWC-6	0.001	0.0002	0.015	No	25	0.000968	0.00016	96	None	No	0.01	NP (NDs)
Lead (mg/L)	SGWC-7	0.001	0.00085	0.015	No	25	0.0009256	0.0002368	88	None	No	0.01	NP (NDs)
Lead (mg/L)	SGWC-8	0.001	0.00062	0.015	No	25	0.0009564	0.0001582	92	None	No	0.01	NP (NDs)
Lithium (mg/L)	PZ-13S	0.003424	0.001976	0.04	No	5	0.00362	0.001314	40	Kaplan-Meier	No	0.01	Param.
Lithium (mg/L)	PZ-14S	0.005	0.0011	0.04	No	7	0.003543	0.001846	57.14	Kaplan-Meier	No	0.008	NP (NDs)
Lithium (mg/L)	PZ-17I	0.005	0.0016	0.04	No	6	0.003883	0.00173	66.67	Kaplan-Meier	No	0.0155	NP (NDs)

Appendix IV Confidence Intervals - All Results

Plant Scherer Data: Scherer AP Printed 5/1/2024, 4:31 PM

Constituent	Well	Upper Lim.	Lower Lim.	Compliance	Sig.	N	Mean	Std. Dev.	%NDs	ND Adj.	Transform	Alpha	Method
Lithium (mg/L)	PZ-40I	0.01397	0.006498	0.04	No	6	0.01023	0.002719	0	None	No	0.01	Param.
Lithium (mg/L)	PZ-41S	0.005	0.00099	0.04	No	6	0.003982	0.001689	66.67	None	No	0.0155	NP (NDs)
Lithium (mg/L)	PZ-42I	0.006388	0.002612	0.04	No	6	0.0045	0.001374	0	None	No	0.01	Param.
Lithium (mg/L)	PZ-43S	0.004643	0.001837	0.04	No	6	0.003533	0.001248	16.67	Kaplan-Meier	No	0.01	Param.
Lithium (mg/L)	PZ-44I	0.02883	0.005439	0.04	No	9	0.01789	0.01975	11.11	None	ln(x)	0.01	Param.
Lithium (mg/L)	PZ-69I	0.005	0.0025	0.04	No	5	0.0036	0.001286	40	None	No	0.031	NP (normality)
Lithium (mg/L)	SGWC-10	0.005	0.0011	0.04	No	25	0.004844	0.00078	96	None	No	0.01	NP (NDs)
Lithium (mg/L)	SGWC-11	0.005	0.0029	0.04	No	25	0.004068	0.001337	64	None	No	0.01	NP (NDs)
Lithium (mg/L)	SGWC-12	0.005	0.0012	0.04	No	25	0.004692	0.001066	92	None	No	0.01	NP (NDs)
Lithium (mg/L)	SGWC-13	0.005	0.0014	0.04	No	25	0.004704	0.001025	92	None	No	0.01	NP (NDs)
Lithium (mg/L)	SGWC-14	0.005	0.0021	0.04	No	25	0.004588	0.001148	88	None	No	0.01	NP (NDs)
Lithium (mg/L)	SGWC-15	0.005	0.0034	0.04	No	25	0.004136	0.001006	52	None	No	0.01	NP (NDs)
Lithium (mg/L)	SGWC-16	0.005	0.0015	0.04	No	25	0.004708	0.001012	92	None	No	0.01	NP (NDs)
Lithium (mg/L)	SGWC-17	0.005	0.0014	0.04	No	25	0.004856	0.00072	96	None	No	0.01	NP (NDs)
Lithium (mg/L)	SGWC-18	0.004785	0.003897	0.04	No	25	0.00466	0.0008475	24	Kaplan-Meier	No	0.01	Param.
Lithium (mg/L)	SGWC-19	0.0072	0.0022	0.04	No	25	0.004968	0.002481	76	None	No	0.01	NP (NDs)
Lithium (mg/L)	SGWC-20	0.004499	0.00351	0.04	No	24	0.004004	0.0009693	12.5	None	No	0.01	Param.
Lithium (mg/L)	SGWC-21	0.005	0.0038	0.04	No	25	0.004432	0.001245	80	None	No	0.01	NP (NDs)
Lithium (mg/L)	SGWC-22	0.005	0.0033	0.04	No	25	0.004391	0.001311	80	None	No	0.01	NP (NDs)
Lithium (mg/L)	SGWC-23	0.005	0.0032	0.04	No	25	0.004136	0.0009945	44	None	No	0.01	NP (normality)
Lithium (mg/L)	SGWC-6	0.005	0.0046	0.04	No	25	0.004728	0.0008965	88	None	No	0.01	NP (NDs)
Lithium (mg/L)	SGWC-7	0.005261	0.004256	0.04	No	24	0.004758	0.0009851	0	None	No	0.01	Param.
Lithium (mg/L)	SGWC-8	0.005	0.0023	0.04	No	25	0.003996	0.001512	68	None	No	0.01	NP (NDs)
Lithium (mg/L)	SGWC-9	0.005	0.0014	0.04	No	25	0.004856	0.00072	96	None	No	0.01	NP (NDs)
Mercury (mg/L)	PZ-13S	0.0002699	0.00007649	0.002	No	5	0.0001732	0.00005772	0	None	No	0.01	Param.
Mercury (mg/L)	PZ-44I	0.0002	0.000084	0.002	No	6	0.0001807	0.00004736	83.33	None	No	0.0155	NP (NDs)
Mercury (mg/L)	SGWC-10	0.0002	0.00013	0.002	No	25	0.0001972	0.000014	96	None	No	0.01	NP (NDs)
Mercury (mg/L)	SGWC-11	0.0002	0.0001	0.002	No	25	0.000196	0.00002	96	None	No	0.01	NP (NDs)
Mercury (mg/L)	SGWC-12	0.0002	0.000093	0.002	No	25	0.0001957	0.0000214	96	None	No	0.01	NP (NDs)
Mercury (mg/L)	SGWC-13	0.0002	0.00011	0.002	No	25	0.0001964	0.000018	96	None	No	0.01	NP (NDs)
Mercury (mg/L)	SGWC-14	0.0002	0.00012	0.002	No	25	0.0001884	0.00003249	84	None	No	0.01	NP (NDs)
Mercury (mg/L)	SGWC-15	0.0002	0.00012	0.002	No	25	0.0001578	0.0000444	44	None	No	0.01	NP (normality)
Mercury (mg/L)	SGWC-16	0.0002	0.000076	0.002	No	25	0.000195	0.0000248	96	None	No	0.01	NP (NDs)
Mercury (mg/L)	SGWC-17	0.0002	0.00017	0.002	No	25	0.0001844	0.00003405	80	None	No	0.01	NP (NDs)
Mercury (mg/L)	SGWC-18	0.0001715	0.0001135	0.002	No	25	0.0001776	0.00004699	36	Kaplan-Meier	x^2	0.01	Param.
Mercury (mg/L)	SGWC-20	0.0002	0.00013	0.002	No	25	0.0001874	0.00003593	88	Kaplan-Meier	No	0.01	NP (NDs)
Mercury (mg/L)	SGWC-21	0.0002	0.0001	0.002	No	25	0.000196	0.00002	96	Kaplan-Meier	No	0.01	NP (NDs)
Mercury (mg/L)	SGWC-22	0.0002	0.000099	0.002	No	25	0.000196	0.0000202	96	Kaplan-Meier	No	0.01	NP (NDs)
Mercury (mg/L)	SGWC-23	0.0002	0.00011	0.002	No	25	0.0001908	0.00003934	84	Kaplan-Meier	No	0.01	NP (NDs)
Mercury (mg/L)	SGWC-6	0.0002	0.00011	0.002	No	25	0.0001964	0.000018	96	Kaplan-Meier	No	0.01	NP (NDs)
Mercury (mg/L)	SGWC-7	0.0002	0.00011	0.002	No	25	0.0001964	0.000018	96	Kaplan-Meier	No	0.01	NP (NDs)
Mercury (mg/L)	SGWC-8	0.0002	0.000076	0.002	No	25	0.000195	0.0000248	96	Kaplan-Meier	No	0.01	NP (NDs)
Mercury (mg/L)	SGWC-9	0.0002	0.0001	0.002	No	25	0.000196	0.00002	96	None	No	0.01	NP (NDs)
Molybdenum (mg/L)	PZ-39S	0.001306	0.0009298	0.1	No	5	0.001118	0.0001123	0	None	No	0.01	Param.
Molybdenum (mg/L)	PZ-40I	0.015	0.00079	0.1	No	5	0.01216	0.006355	80	None	No	0.031	NP (NDs)
Molybdenum (mg/L)	PZ-42I	0.006944	0.005616	0.1	No	5	0.00628	0.0003962	0	None	No	0.01	Param.
Molybdenum (mg/L)	PZ-69I	0.015	0.00069	0.1	No	5	0.00386	0.00624	20	None	No	0.031	NP (normality)
Molybdenum (mg/L)	SGWC-12	0.015	0.0012	0.1	No	24	0.01385	0.00391	91.67	None	No	0.01	NP (NDs)
Molybdenum (mg/L)	SGWC-14	0.015	0.003	0.1	No	24	0.01391	0.003711	91.67	None	No	0.01	NP (NDs)
Molybdenum (mg/L)	SGWC-23	0.015	0.00062	0.1	No	24	0.0144	0.002935	95.83	None	No	0.01	NP (NDs)
Molybdenum (mg/L)	SGWC-6	0.015	0.00099	0.1	No	24	0.01382	0.003997	91.67	None	No	0.01	NP (NDs)
Molybdenum (mg/L)	SGWC-7	0.00343	0.0012	0.1	No	24	0.004472	0.005563	20.83	None	No	0.01	NP (normality)
Molybdenum (mg/L)	SGWC-8	0.015	0.0008	0.1	No	24	0.01381	0.004019	91.67	None	No	0.01	NP (NDs)
Molybdenum (mg/L)	SGWC-9	0.015	0.001	0.1	No	24	0.009757	0.00692	62.5	None	No	0.01	NP (NDs)
Selenium (mg/L)	PZ-17I	0.005	0.00047	0.05	No	6	0.004245	0.001849	83.33	None	No	0.0155	NP (NDs)
Selenium (mg/L)	PZ-39S	0.005	0.0014	0.05	No	6	0.002817	0.001719	33.33	None	No	0.0155	NP (normality)
Selenium (mg/L)	PZ-40I	0.005	0.00059	0.05	No	6	0.004265	0.0018	83.33	None	No	0.0155	NP (NDs)
Selenium (mg/L)	PZ-41S	0.007761	0.004939	0.05	No	6	0.00635	0.001027	0	None	No	0.01	Param.
Selenium (mg/L)	PZ-42I	0.005	0.00026	0.05	No	6	0.00421	0.001935	83.33	None	No	0.0155	NP (NDs)
Selenium (mg/L)	PZ-44I	0.005	0.00046	0.05	No	6	0.004243	0.001853	83.33	None	No	0.0155	NP (NDs)
Selenium (mg/L)	SGWC-11	0.005	0.00046	0.05	No	25	0.004818	0.000908	96	None	No	0.01	NP (NDs)
Selenium (mg/L)	SGWC-12	0.005	0.00031	0.05	No	25	0.004812	0.000938	96	None	No	0.01	NP (NDs)
Selenium (mg/L)	SGWC-13	0.005	0.00064	0.05	No	25	0.004638	0.001255	92	None	No	0.01	NP (NDs)
Selenium (mg/L)	SGWC-14	0.005	0.00084	0.05	No	25	0.00466	0.001177	92	None	No	0.01	NP (NDs)
Selenium (mg/L)	SGWC-15	0.0084	0.0021	0.05	No	25	0.00442	0.002513	56	None	No	0.01	NP (NDs)
Selenium (mg/L)	SGWC-16	0.005	0.0013	0.05	No	25	0.003615	0.001901	64	None	No	0.01	NP (NDs)
Selenium (mg/L)	SGWC-17	0.005	0.00064	0.05	No	25	0.004446	0.001531	88	None	No	0.01	NP (NDs)
Selenium (mg/L)	SGWC-18	0.008807	0.003309	0.05	No	25	0.007478	0.007755	12	None	x^(1/3)	0.01	Param.

Appendix IV Confidence Intervals - All Results

Plant Scherer Data: Scherer AP Printed 5/1/2024, 4:31 PM

Constituent	Well	Upper Lim.	Lower Lim.	Compliance	Sig.	N	Mean	Std. Dev.	%NDs	ND Adj.	Transform	Alpha	Method
Selenium (mg/L)	SGWC-19	0.005	0.00099	0.05	No	25	0.004323	0.001585	84	None	No	0.01	NP (NDs)
Selenium (mg/L)	SGWC-20	0.005	0.0041	0.05	No	25	0.004098	0.001701	68	None	No	0.01	NP (NDs)
Selenium (mg/L)	SGWC-23	0.005	0.00075	0.05	No	25	0.004262	0.001728	84	None	No	0.01	NP (NDs)
Selenium (mg/L)	SGWC-6	0.005	0.00057	0.05	No	25	0.004449	0.001523	88	None	No	0.01	NP (NDs)
Selenium (mg/L)	SGWC-7	0.005	0.00034	0.05	No	25	0.004814	0.000932	96	None	No	0.01	NP (NDs)
Thallium (mg/L)	SGWC-10	0.001	0.00075	0.002	No	25	0.0009236	0.0002331	88	None	No	0.01	NP (NDs)
Thallium (mg/L)	SGWC-11	0.001	0.00016	0.002	No	25	0.0009324	0.000234	92	None	No	0.01	NP (NDs)
Thallium (mg/L)	SGWC-12	0.001	0.00034	0.002	No	25	0.0009428	0.0001986	92	None	No	0.01	NP (NDs)
Thallium (mg/L)	SGWC-13	0.001	0.00022	0.002	No	25	0.0009688	0.000156	96	None	No	0.01	NP (NDs)
Thallium (mg/L)	SGWC-14	0.001	0.00035	0.002	No	25	0.000912	0.0002582	84	None	No	0.01	NP (NDs)
Thallium (mg/L)	SGWC-15	0.001	0.0001	0.002	No	25	0.0006341	0.0004285	56	None	No	0.01	NP (NDs)
Thallium (mg/L)	SGWC-17	0.001	0.00024	0.002	No	25	0.0009696	0.000152	96	None	No	0.01	NP (NDs)
Thallium (mg/L)	SGWC-18	0.00068	0.00015	0.002	No	25	0.0004166	0.0003636	24	None	No	0.01	NP (normality)
Thallium (mg/L)	SGWC-20	0.00033	0.00017	0.002	No	25	0.0003808	0.0003585	24	None	No	0.01	NP (normality)
Thallium (mg/L)	SGWC-22	0.001	0.00038	0.002	No	25	0.0009752	0.000124	96	None	No	0.01	NP (NDs)
Thallium (mg/L)	SGWC-23	0.001	0.00016	0.002	No	25	0.0009664	0.000168	96	None	No	0.01	NP (NDs)
Thallium (mg/L)	SGWC-6	0.001	0.00049	0.002	No	25	0.0008868	0.0002693	84	None	No	0.01	NP (NDs)
Thallium (mg/L)	SGWC-7	0.001	0.00042	0.002	No	25	0.0009456	0.0001905	92	None	No	0.01	NP (NDs)
Thallium (mg/L)	SGWC-8	0.001	0.00079	0.002	No	25	0.0008972	0.0002612	84	None	No	0.01	NP (NDs)
Thallium (mg/L)	SGWC-9	0.001	0.0004	0.002	No	25	0.0009468	0.0001851	92	None	No	0.01	NP (NDs)

Sanitas™ v.10.0.10 Sanitas software utilized by Groundwater Stats Consulting. UG

Non-Parametric Confidence Interval

Compliance Limit is not exceeded. Per-well alpha = 0.01 except as noted.

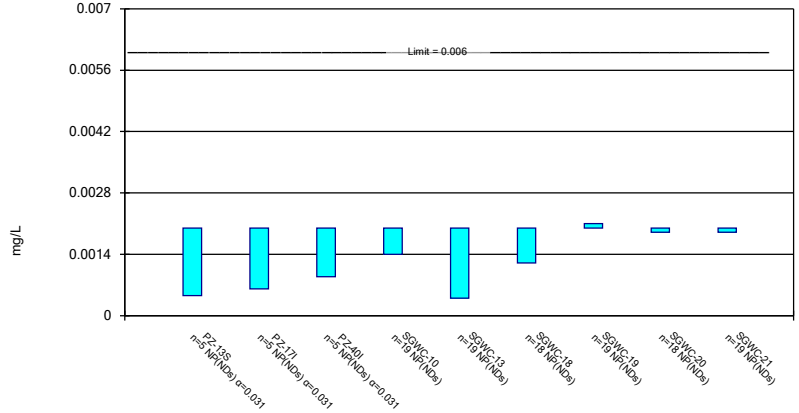

Constituent: Antimony Analysis Run 5/1/2024 4:27 PM View: Confidence Interval

Plant Scherer Data: Scherer AP

Sanitas™ v.10.0.10 Sanitas software utilized by Groundwater Stats Consulting. UG

Non-Parametric Confidence Interval

Compliance Limit is not exceeded. Per-well alpha = 0.01.

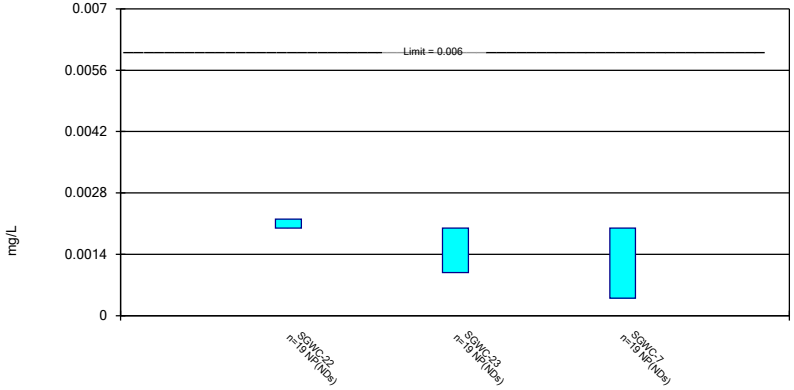

Constituent: Antimony Analysis Run 5/1/2024 4:27 PM View: Confidence Interval

Plant Scherer Data: Scherer AP

Sanitas™ v.10.0.10 Sanitas software utilized by Groundwater Stats Consulting. UG

Parametric and Non-Parametric (NP) Confidence Interval

Compliance Limit is not exceeded. Per-well alpha = 0.01 except as noted. Normality Test: Shapiro Wilk, alpha based on n.

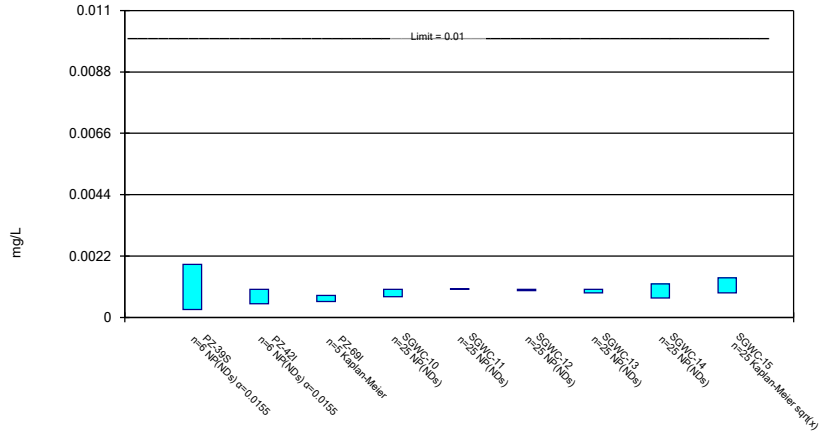

Constituent: Arsenic Analysis Run 5/1/2024 4:27 PM View: Confidence Interval

Plant Scherer Data: Scherer AP

Sanitas™ v.10.0.10 Sanitas software utilized by Groundwater Stats Consulting. UG

Parametric and Non-Parametric (NP) Confidence Interval

Compliance Limit is not exceeded. Per-well alpha = 0.01. Normality Test: Shapiro Wilk, alpha based on n.

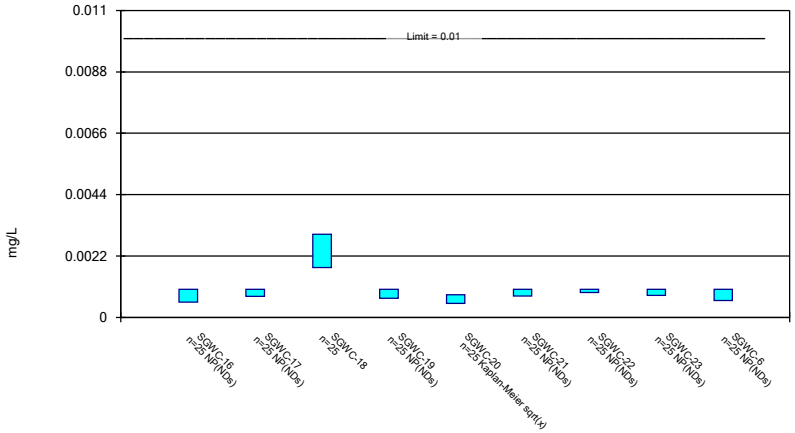

Constituent: Arsenic Analysis Run 5/1/2024 4:27 PM View: Confidence Interval

Plant Scherer Data: Scherer AP

Sanitas™ v.10.0.10 Sanitas software utilized by Groundwater Stats Consulting. UG

Non-Parametric Confidence Interval

Compliance Limit is not exceeded. Per-well alpha = 0.01.

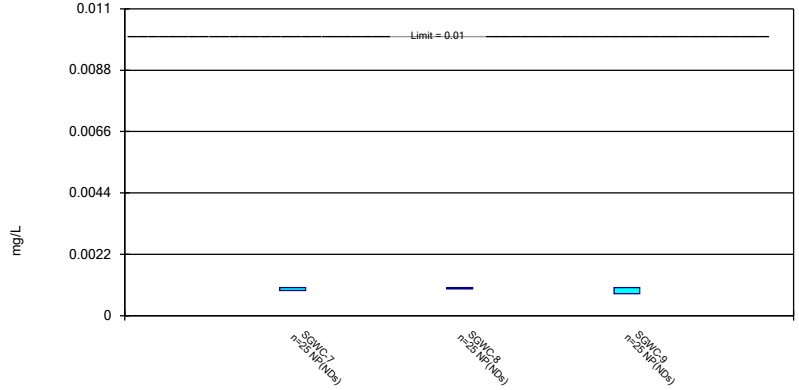

Constituent: Arsenic Analysis Run 5/1/2024 4:27 PM View: Confidence Interval

Plant Scherer Data: Scherer AP

Sanitas™ v.10.0.10 Sanitas software utilized by Groundwater Stats Consulting. UG

Parametric and Non-Parametric (NP) Confidence Interval

Compliance Limit is not exceeded. Per-well alpha = 0.01 except as noted. Normality Test: Shapiro Wilk, alpha based on n.

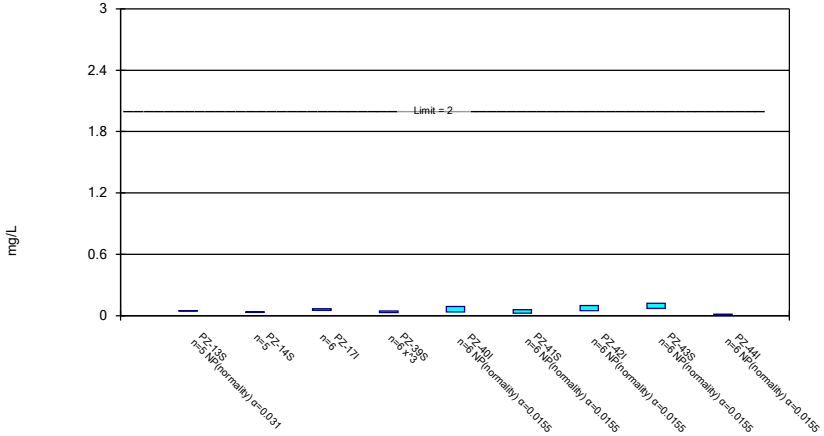

Constituent: Barium Analysis Run 5/1/2024 4:27 PM View: Confidence Interval

Plant Scherer Data: Scherer AP

Sanitas™ v.10.0.10 Sanitas software utilized by Groundwater Stats Consulting. UG

Parametric Confidence Interval

Compliance Limit is not exceeded. Per-well alpha = 0.01. Normality Test: Shapiro Wilk, alpha based on n.

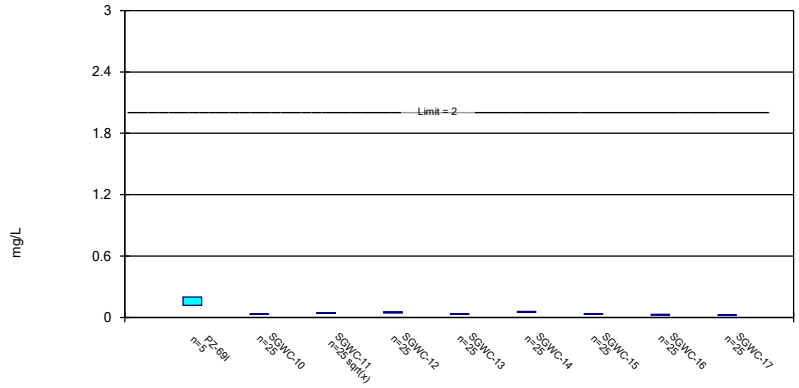

Constituent: Barium Analysis Run 5/1/2024 4:27 PM View: Confidence Interval

Plant Scherer Data: Scherer AP

Sanitas™ v.10.0.10 Sanitas software utilized by Groundwater Stats Consulting. UG

Parametric and Non-Parametric (NP) Confidence Interval

Compliance Limit is not exceeded. Per-well alpha = 0.01. Normality Test: Shapiro Wilk, alpha based on n.

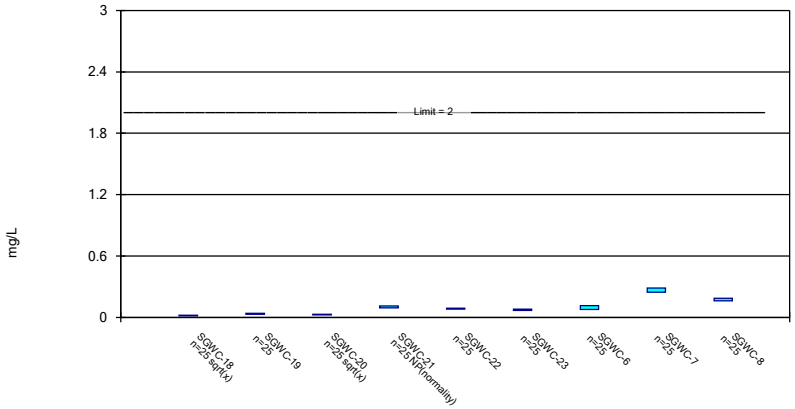

Constituent: Barium Analysis Run 5/1/2024 4:27 PM View: Confidence Interval

Plant Scherer Data: Scherer AP

Sanitas™ v.10.0.10 Sanitas software utilized by Groundwater Stats Consulting. UG

Parametric Confidence Interval

Compliance Limit is not exceeded. Per-well alpha = 0.01. Normality Test: Shapiro Wilk, alpha based on n.

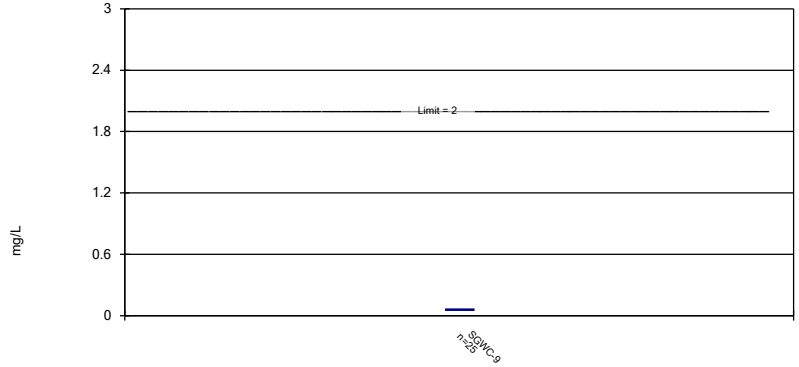

Constituent: Barium Analysis Run 5/1/2024 4:27 PM View: Confidence Interval

Plant Scherer Data: Scherer AP

Sanitas™ v.10.0.10 Sanitas software utilized by Groundwater Stats Consulting. UG

Parametric and Non-Parametric (NP) Confidence Interval

Compliance Limit is not exceeded. Per-well alpha = 0.01. Normality Test: Shapiro Wilk, alpha based on n.

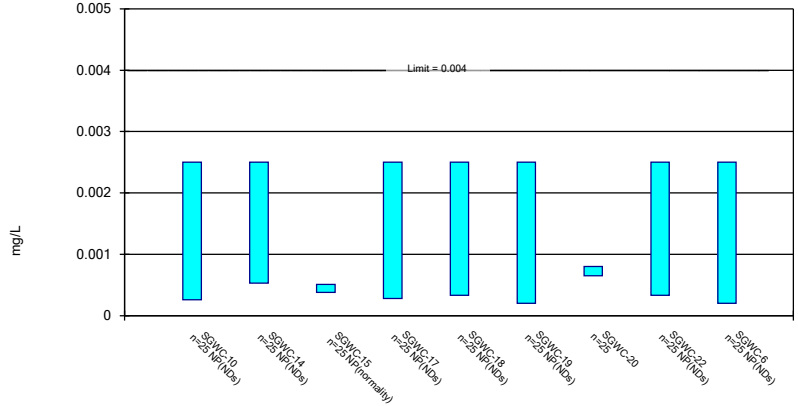

Constituent: Beryllium Analysis Run 5/1/2024 4:27 PM View: Confidence Interval

Plant Scherer Data: Scherer AP

Sanitas™ v.10.0.10 Sanitas software utilized by Groundwater Stats Consulting. UG

Non-Parametric Confidence Interval

Compliance Limit is not exceeded. Per-well alpha = 0.01.

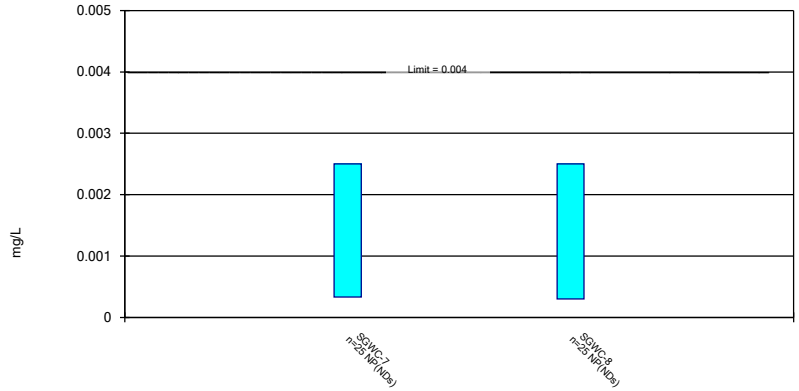

Constituent: Beryllium Analysis Run 5/1/2024 4:27 PM View: Confidence Interval

Plant Scherer Data: Scherer AP

Sanitas™ v.10.0.10 Sanitas software utilized by Groundwater Stats Consulting. UG

Non-Parametric Confidence Interval

Compliance Limit is not exceeded. Per-well alpha = 0.01.

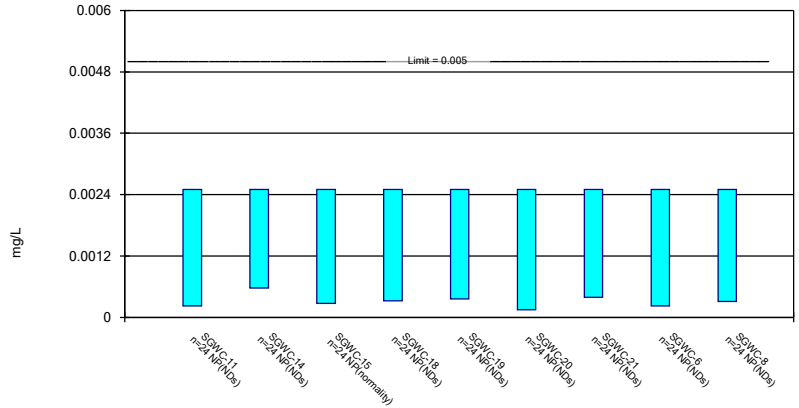

Constituent: Cadmium Analysis Run 5/1/2024 4:27 PM View: Confidence Interval

Plant Scherer Data: Scherer AP

Sanitas™ v.10.0.10 Sanitas software utilized by Groundwater Stats Consulting. UG

Parametric and Non-Parametric (NP) Confidence Interval

Compliance Limit is not exceeded. Per-well alpha = 0.01 except as noted. Normality Test: Shapiro Wilk, alpha based on n.

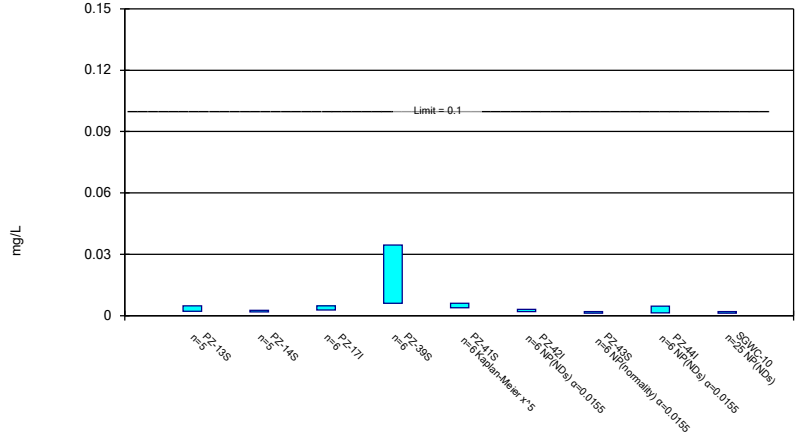

Constituent: Chromium Analysis Run 5/1/2024 4:27 PM View: Confidence Interval

Plant Scherer Data: Scherer AP

Sanitas™ v.10.0.10 Sanitas software utilized by Groundwater Stats Consulting. UG

Parametric and Non-Parametric (NP) Confidence Interval

Compliance Limit is not exceeded. Per-well alpha = 0.01. Normality Test: Shapiro Wilk, alpha based on n.

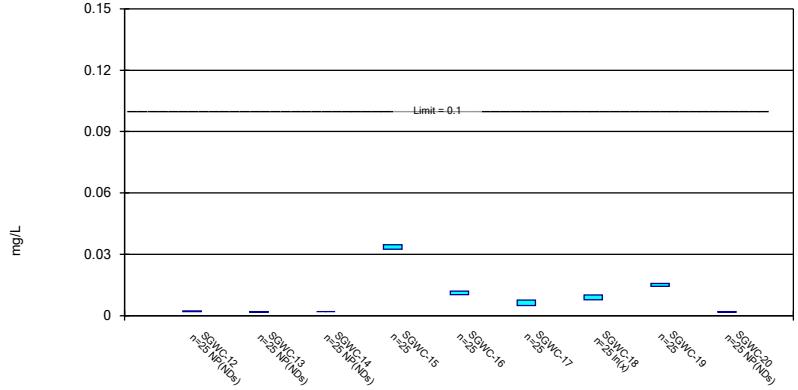

Constituent: Chromium Analysis Run 5/1/2024 4:27 PM View: Confidence Interval

Plant Scherer Data: Scherer AP

Sanitas™ v.10.0.10 Sanitas software utilized by Groundwater Stats Consulting. UG

Parametric and Non-Parametric (NP) Confidence Interval

Compliance Limit is not exceeded. Per-well alpha = 0.01. Normality Test: Shapiro Wilk, alpha based on n.

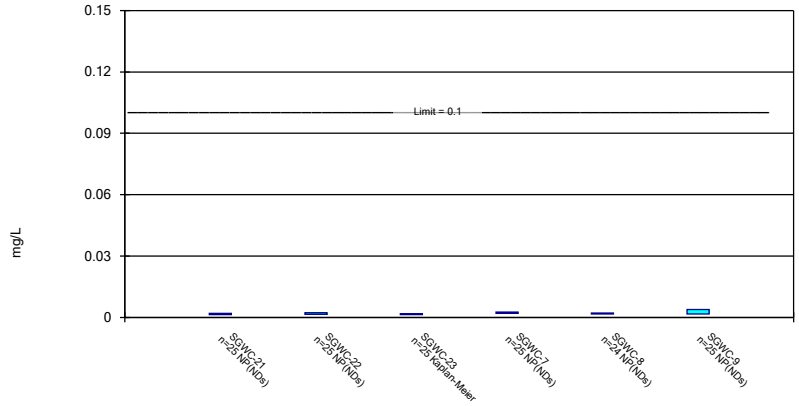

Constituent: Chromium Analysis Run 5/1/2024 4:27 PM View: Confidence Interval

Plant Scherer Data: Scherer AP

Sanitas™ v.10.0.10 Sanitas software utilized by Groundwater Stats Consulting. UG

Parametric and Non-Parametric (NP) Confidence Interval

Compliance Limit is not exceeded. Per-well alpha = 0.01 except as noted. Normality Test: Shapiro Wilk, alpha based on n.

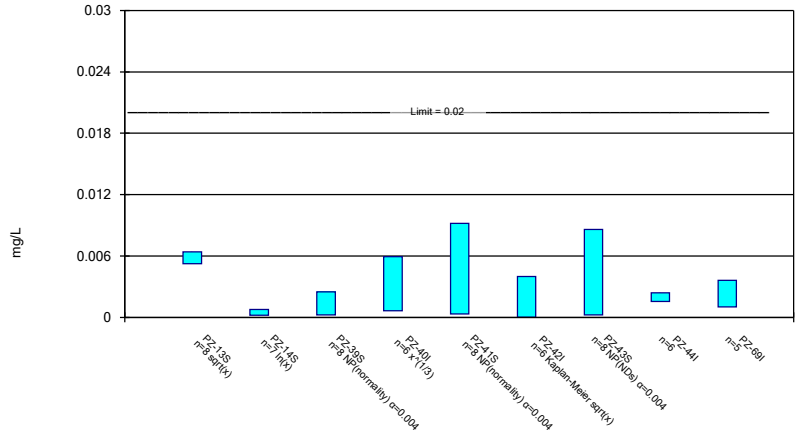

Constituent: Cobalt Analysis Run 5/1/2024 4:27 PM View: Confidence Interval

Plant Scherer Data: Scherer AP

Sanitas™ v.10.0.10 Sanitas software utilized by Groundwater Stats Consulting. UG

Parametric and Non-Parametric (NP) Confidence Interval

Compliance limit is exceeded.* Per-well alpha = 0.01. Normality Test: Shapiro Wilk, alpha based on n.

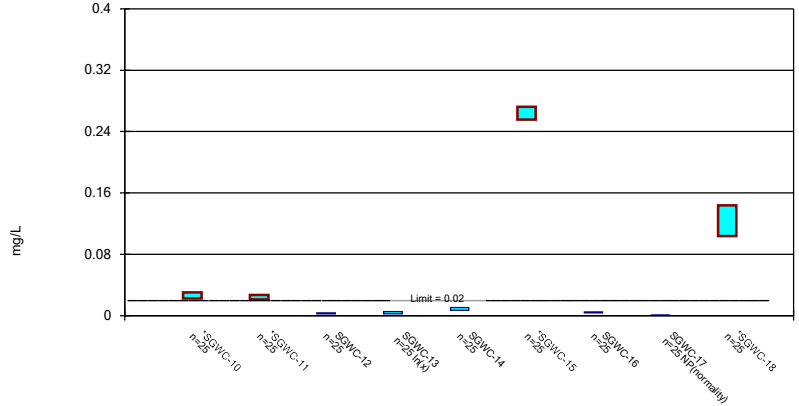

Constituent: Cobalt Analysis Run 5/1/2024 4:27 PM View: Confidence Interval

Plant Scherer Data: Scherer AP

Sanitas™ v.10.0.10 Sanitas software utilized by Groundwater Stats Consulting. UG

Parametric and Non-Parametric (NP) Confidence Interval

Compliance limit is exceeded.* Per-well alpha = 0.01. Normality Test: Shapiro Wilk, alpha based on n.

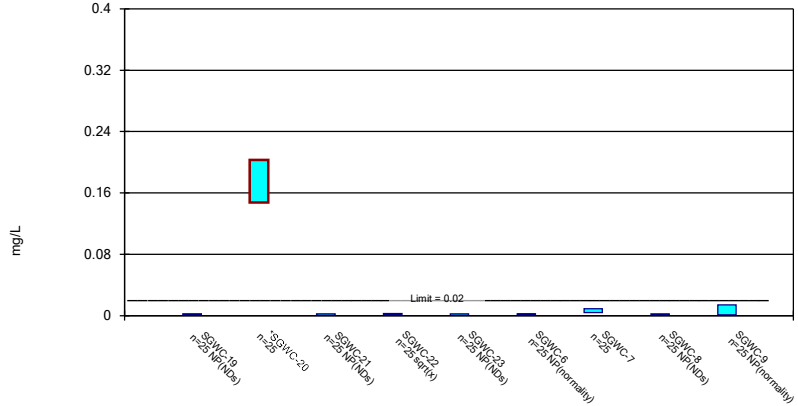

Constituent: Cobalt Analysis Run 5/1/2024 4:27 PM View: Confidence Interval

Plant Scherer Data: Scherer AP

Sanitas™ v.10.0.10 Sanitas software utilized by Groundwater Stats Consulting. UG

Parametric and Non-Parametric (NP) Confidence Interval

Compliance Limit is not exceeded. Per-well alpha = 0.01. Normality Test: Shapiro Wilk, alpha based on n.

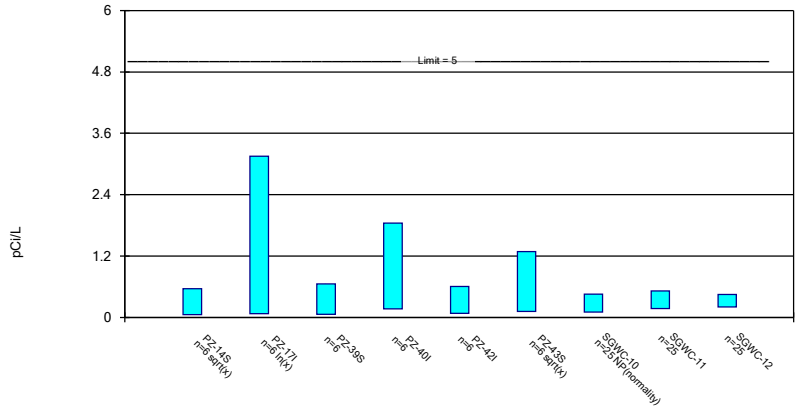

Constituent: Combined Radium 226 + 228 Analysis Run 5/1/2024 4:27 PM View: Confidence Interval

Plant Scherer Data: Scherer AP

Sanitas™ v.10.0.10 Sanitas software utilized by Groundwater Stats Consulting. UG

Parametric and Non-Parametric (NP) Confidence Interval

Compliance Limit is not exceeded. Per-well alpha = 0.01. Normality Test: Shapiro Wilk, alpha based on n.

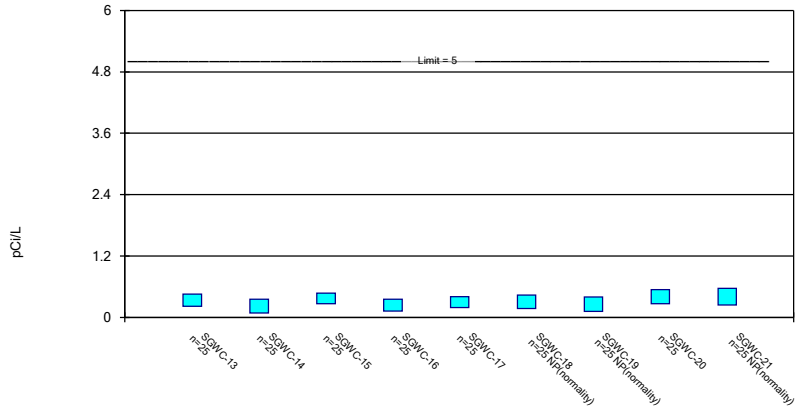

Constituent: Combined Radium 226 + 228 Analysis Run 5/1/2024 4:27 PM View: Confidence Interval

Plant Scherer Data: Scherer AP

Sanitas™ v.10.0.10 Sanitas software utilized by Groundwater Stats Consulting. UG

Parametric Confidence Interval

Compliance Limit is not exceeded. Per-well alpha = 0.01. Normality Test: Shapiro Wilk, alpha based on n.

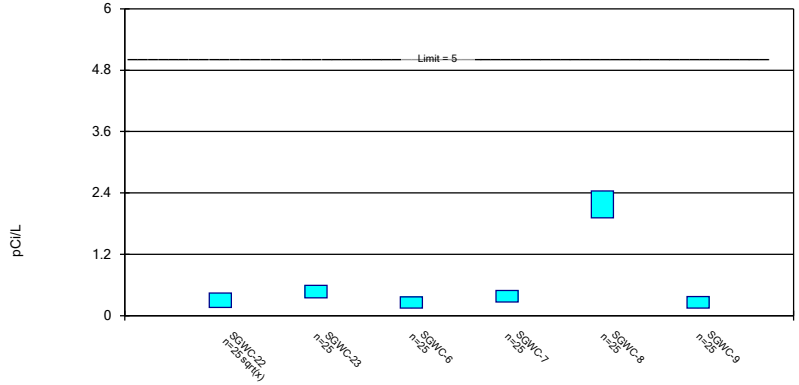

Constituent: Combined Radium 226 + 228 Analysis Run 5/1/2024 4:27 PM View: Confidence Interval

Plant Scherer Data: Scherer AP

Sanitas™ v.10.0.10 Sanitas software utilized by Groundwater Stats Consulting. UG

Parametric and Non-Parametric (NP) Confidence Interval

Compliance Limit is not exceeded. Per-well alpha = 0.01 except as noted. Normality Test: Shapiro Wilk, alpha based on n.

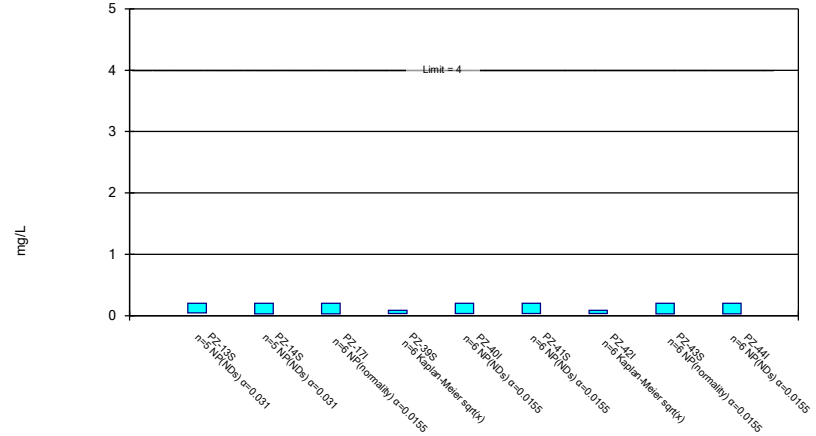

Constituent: Fluoride, total Analysis Run 5/1/2024 4:27 PM View: Confidence Interval

Plant Scherer Data: Scherer AP

Sanitas™ v.10.0.10 Sanitas software utilized by Groundwater Stats Consulting. UG

Parametric and Non-Parametric (NP) Confidence Interval

Compliance Limit is not exceeded. Per-well alpha = 0.01. Normality Test: Shapiro Wilk, alpha based on n.

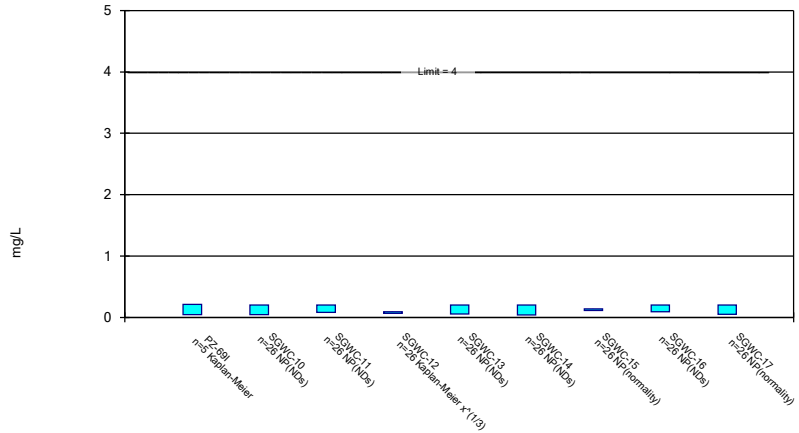

Constituent: Fluoride, total Analysis Run 5/1/2024 4:27 PM View: Confidence Interval

Plant Scherer Data: Scherer AP

Sanitas™ v.10.0.10 Sanitas software utilized by Groundwater Stats Consulting. UG

Parametric and Non-Parametric (NP) Confidence Interval

Compliance Limit is not exceeded. Per-well alpha = 0.01. Normality Test: Shapiro Wilk, alpha based on n.

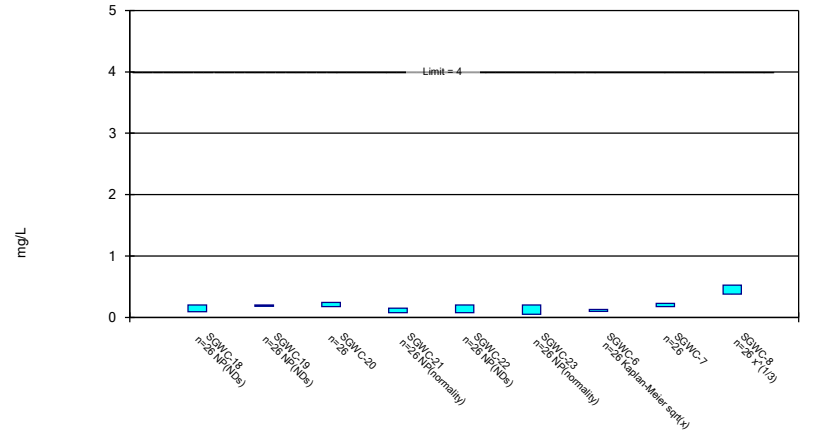

Constituent: Fluoride, total Analysis Run 5/1/2024 4:28 PM View: Confidence Interval

Plant Scherer Data: Scherer AP

Sanitas™ v.10.0.10 Sanitas software utilized by Groundwater Stats Consulting. UG

Parametric Confidence Interval

Compliance Limit is not exceeded. Per-well alpha = 0.01. Normality Test: Shapiro Wilk, alpha based on n.



Constituent: Fluoride, total Analysis Run 5/1/2024 4:28 PM View: Confidence Interval
Plant Scherer Data: Scherer AP

Sanitas™ v.10.0.10 Sanitas software utilized by Groundwater Stats Consulting. UG

Non-Parametric Confidence Interval

Compliance Limit is not exceeded. Per-well alpha = 0.01 except as noted.

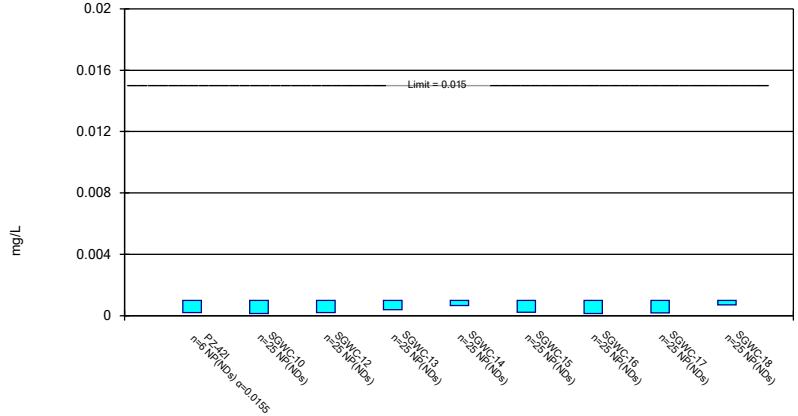

Constituent: Lead Analysis Run 5/1/2024 4:28 PM View: Confidence Interval
Plant Scherer Data: Scherer AP

Sanitas™ v.10.0.10 Sanitas software utilized by Groundwater Stats Consulting. UG

Non-Parametric Confidence Interval

Compliance Limit is not exceeded. Per-well alpha = 0.01.

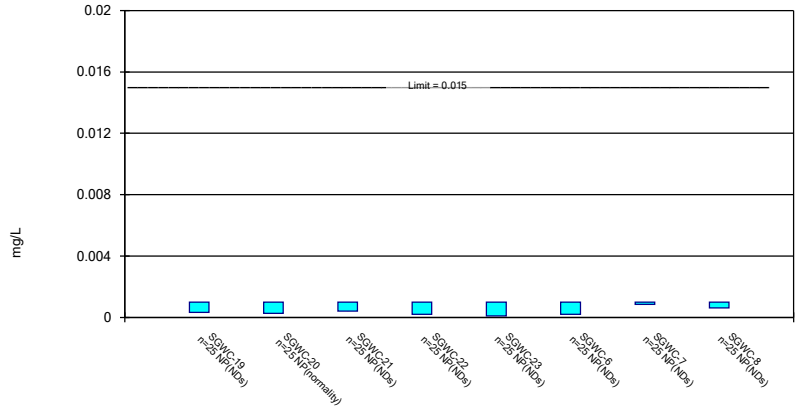

Constituent: Lead Analysis Run 5/1/2024 4:28 PM View: Confidence Interval
Plant Scherer Data: Scherer AP

Sanitas™ v.10.0.10 Sanitas software utilized by Groundwater Stats Consulting. UG

Parametric and Non-Parametric (NP) Confidence Interval

Compliance Limit is not exceeded. Per-well alpha = 0.01 except as noted. Normality Test: Shapiro Wilk, alpha based on n.

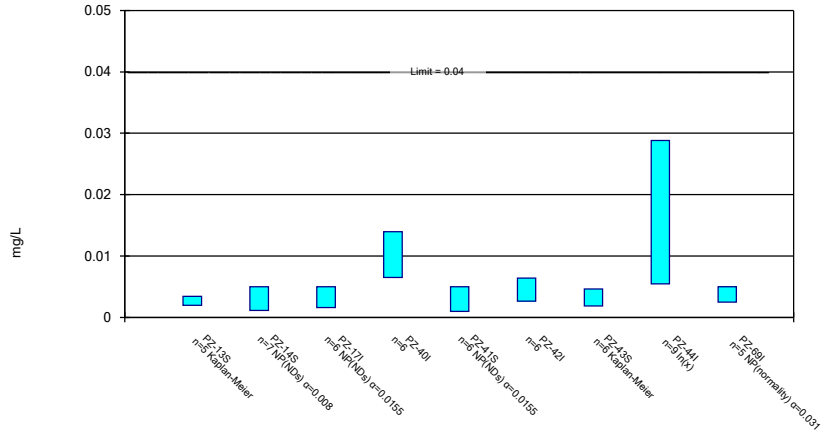

Constituent: Lithium Analysis Run 5/1/2024 4:28 PM View: Confidence Interval
Plant Scherer Data: Scherer AP

Sanitas™ v.10.0.10 Sanitas software utilized by Groundwater Stats Consulting. UG

Parametric and Non-Parametric (NP) Confidence Interval

Compliance Limit is not exceeded. Per-well alpha = 0.01. Normality Test: Shapiro Wilk, alpha based on n.

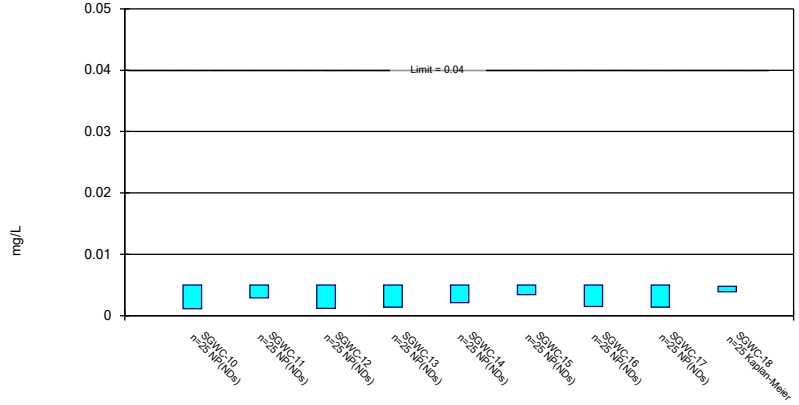

Constituent: Lithium Analysis Run 5/1/2024 4:28 PM View: Confidence Interval

Plant Scherer Data: Scherer AP

Sanitas™ v.10.0.10 Sanitas software utilized by Groundwater Stats Consulting. UG

Parametric and Non-Parametric (NP) Confidence Interval

Compliance Limit is not exceeded. Per-well alpha = 0.01. Normality Test: Shapiro Wilk, alpha based on n.

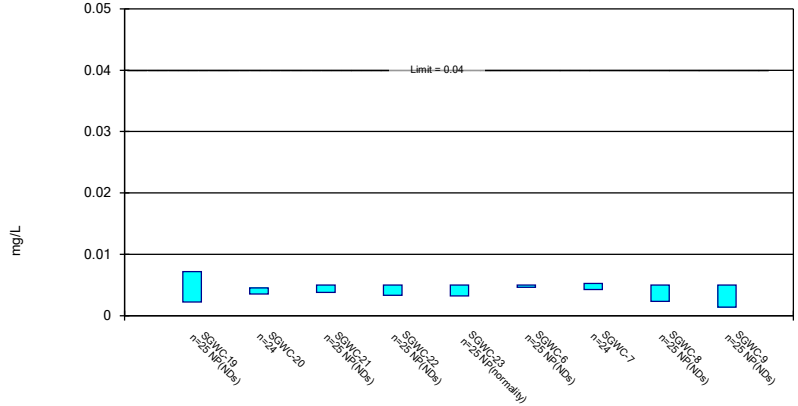

Constituent: Lithium Analysis Run 5/1/2024 4:28 PM View: Confidence Interval

Plant Scherer Data: Scherer AP

Sanitas™ v.10.0.10 Sanitas software utilized by Groundwater Stats Consulting. UG

Parametric and Non-Parametric (NP) Confidence Interval

Compliance Limit is not exceeded. Per-well alpha = 0.01 except as noted. Normality Test: Shapiro Wilk, alpha based on n.

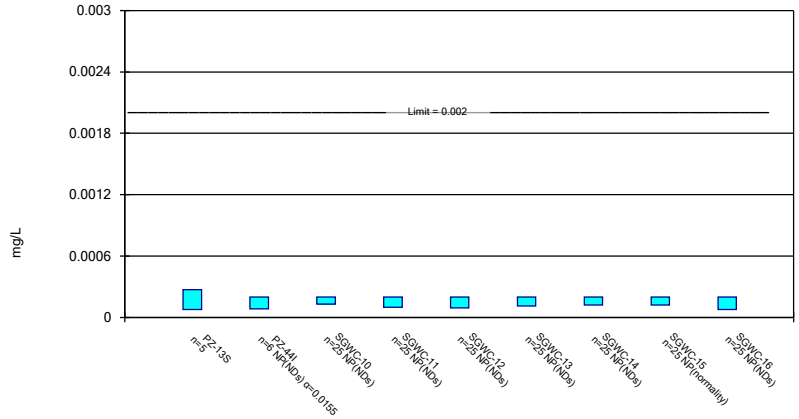

Constituent: Mercury Analysis Run 5/1/2024 4:28 PM View: Confidence Interval

Plant Scherer Data: Scherer AP

Sanitas™ v.10.0.10 Sanitas software utilized by Groundwater Stats Consulting. UG

Parametric and Non-Parametric (NP) Confidence Interval

Compliance Limit is not exceeded. Per-well alpha = 0.01. Normality Test: Shapiro Wilk, alpha based on n.

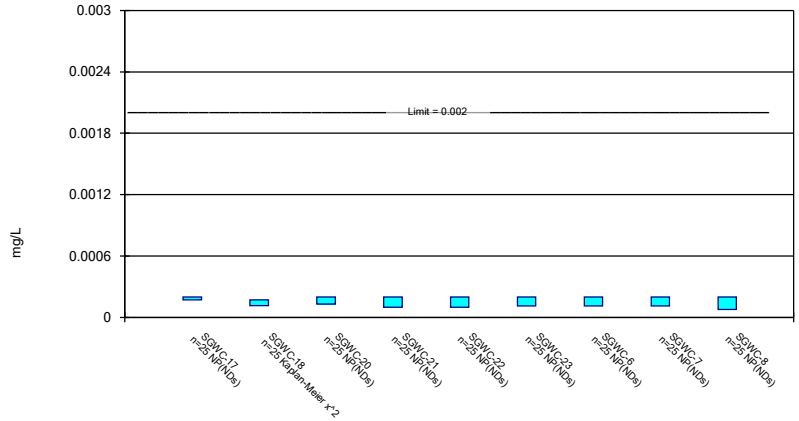

Constituent: Mercury Analysis Run 5/1/2024 4:28 PM View: Confidence Interval

Plant Scherer Data: Scherer AP

Sanitas™ v.10.0.10 Sanitas software utilized by Groundwater Stats Consulting. UG

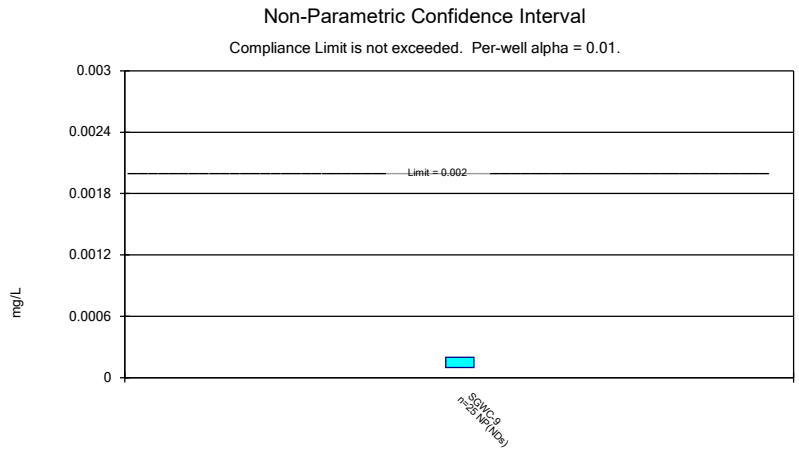

Constituent: Mercury Analysis Run 5/1/2024 4:28 PM View: Confidence Interval
Plant Scherer Data: Scherer AP

Sanitas™ v.10.0.10 Sanitas software utilized by Groundwater Stats Consulting. UG

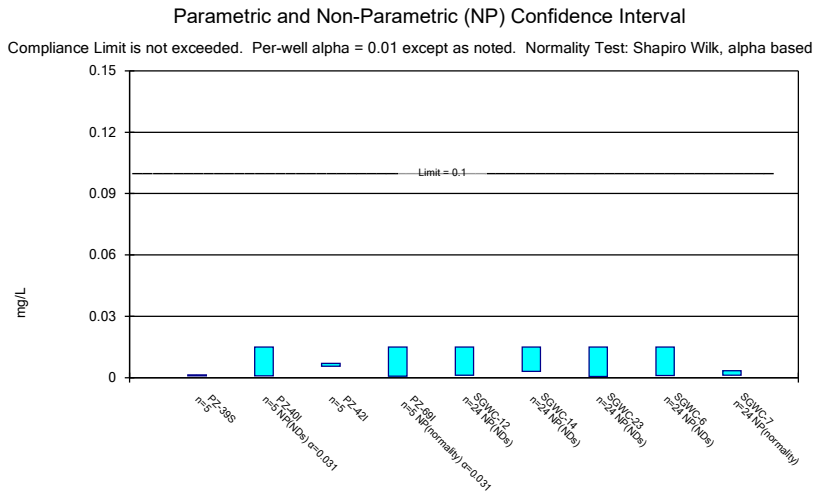

Constituent: Molybdenum Analysis Run 5/1/2024 4:28 PM View: Confidence Interval
Plant Scherer Data: Scherer AP

Sanitas™ v.10.0.10 Sanitas software utilized by Groundwater Stats Consulting. UG

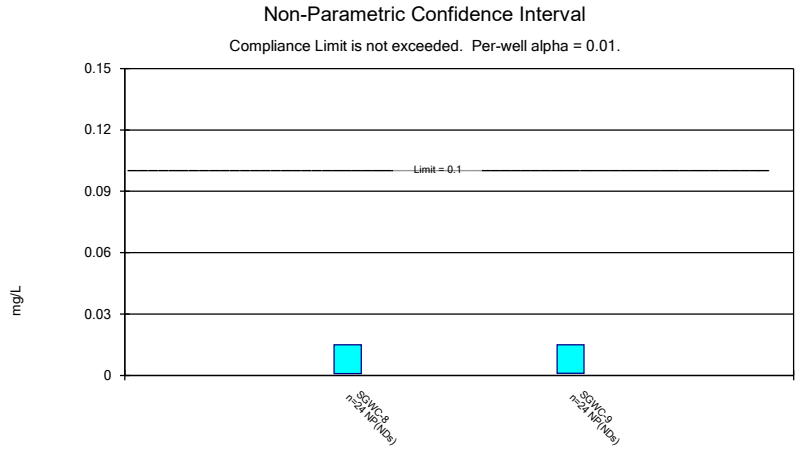

Constituent: Molybdenum Analysis Run 5/1/2024 4:28 PM View: Confidence Interval
Plant Scherer Data: Scherer AP

Sanitas™ v.10.0.10 Sanitas software utilized by Groundwater Stats Consulting. UG

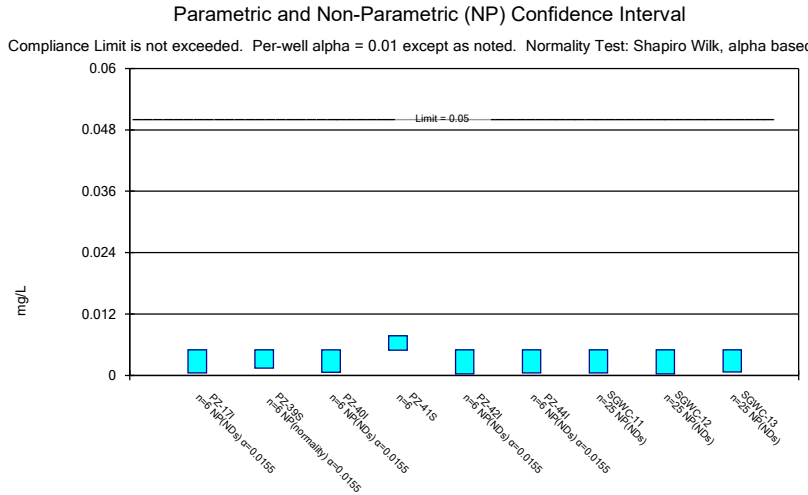

Constituent: Selenium Analysis Run 5/1/2024 4:28 PM View: Confidence Interval
Plant Scherer Data: Scherer AP

Sanitas™ v.10.0.10 Sanitas software utilized by Groundwater Stats Consulting. UG

Parametric and Non-Parametric (NP) Confidence Interval

Compliance Limit is not exceeded. Per-well alpha = 0.01. Normality Test: Shapiro Wilk, alpha based on n.

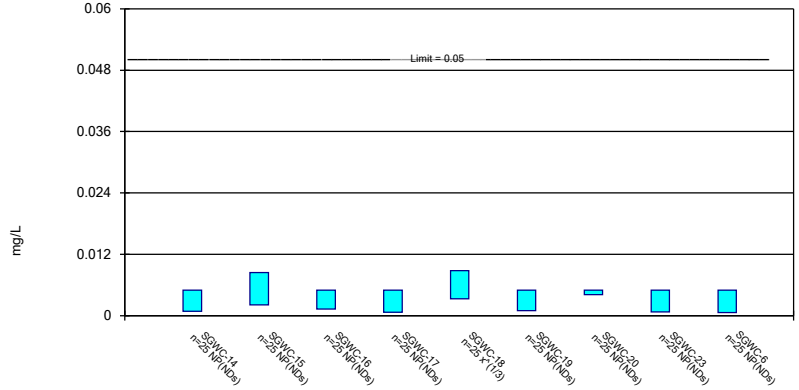

Constituent: Selenium Analysis Run 5/1/2024 4:28 PM View: Confidence Interval

Plant Scherer Data: Scherer AP

Sanitas™ v.10.0.10 Sanitas software utilized by Groundwater Stats Consulting. UG

Non-Parametric Confidence Interval

Compliance Limit is not exceeded. Per-well alpha = 0.01.

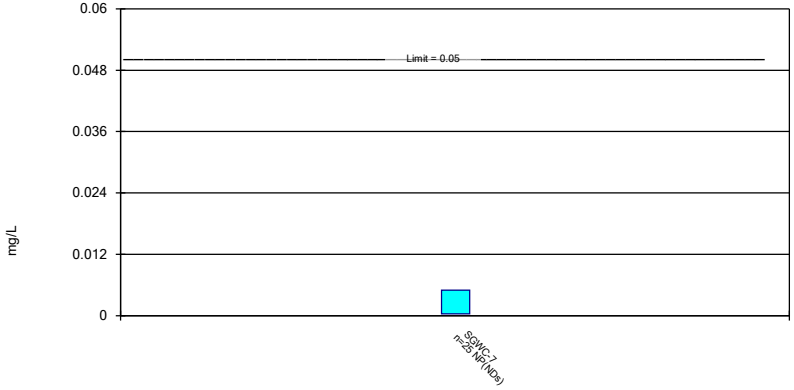

Constituent: Selenium Analysis Run 5/1/2024 4:28 PM View: Confidence Interval

Plant Scherer Data: Scherer AP

Sanitas™ v.10.0.10 Sanitas software utilized by Groundwater Stats Consulting. UG

Non-Parametric Confidence Interval

Compliance Limit is not exceeded. Per-well alpha = 0.01.

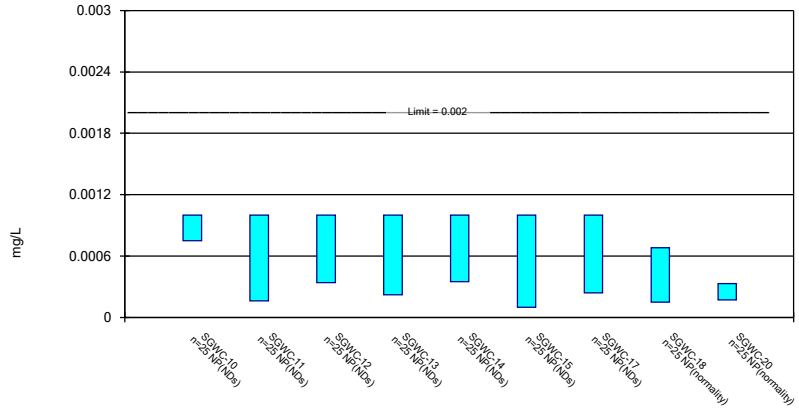

Constituent: Thallium Analysis Run 5/1/2024 4:28 PM View: Confidence Interval

Plant Scherer Data: Scherer AP

Sanitas™ v.10.0.10 Sanitas software utilized by Groundwater Stats Consulting. UG

Non-Parametric Confidence Interval

Compliance Limit is not exceeded. Per-well alpha = 0.01.

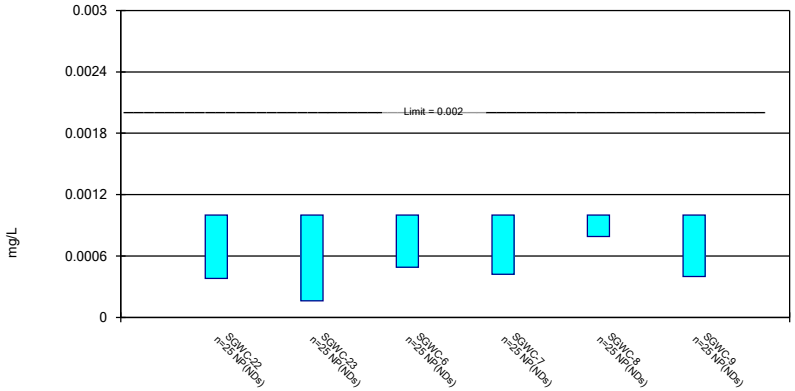

Constituent: Thallium Analysis Run 5/1/2024 4:28 PM View: Confidence Interval

Plant Scherer Data: Scherer AP

Confidence Interval

Constituent: Antimony (mg/L) Analysis Run 5/1/2024 4:31 PM View: Confidence Interval

Plant Scherer Data: Scherer AP

	PZ-13S	PZ-17I	PZ-40I	SGWC-10	SGWC-13	SGWC-18	SGWC-19	SGWC-20	SGWC-21
5/11/2016				<0.002					
5/12/2016					<0.002			<0.002	<0.002
5/13/2016						<0.002	<0.002		
6/28/2016				0.0014 (J)	0.0004 (J)				
6/29/2016							<0.002	<0.002	<0.002
6/30/2016						0.0012 (J)			
8/17/2016				<0.002					
8/18/2016					<0.002				
8/22/2016						<0.002	<0.002	<0.002	<0.002
10/17/2016				<0.002	<0.002				
10/18/2016							<0.002	<0.002	<0.002
10/19/2016						<0.002			
12/6/2016				<0.002	<0.002				
12/7/2016						<0.002			<0.002
12/8/2016							<0.002	<0.002	
2/15/2017				<0.002	<0.002 (F1)				
2/16/2017						<0.002	<0.002	<0.002	<0.002
4/12/2017				<0.002	<0.002				
4/13/2017						<0.002	<0.002	<0.002	<0.002
6/27/2017				<0.002	<0.002				
6/28/2017						<0.002	<0.002	<0.002	<0.002
3/27/2018				<0.002	<0.002				
3/28/2018						<0.002	<0.002	<0.002	<0.002
10/8/2018					<0.002				<0.002
10/9/2018				<0.002			<0.002		
2/20/2019				<0.002	<0.002	<0.002	<0.002	<0.002	<0.002
2/18/2020								<0.002	<0.002
2/19/2020				<0.002	<0.002		<0.002		
2/20/2020						<0.002			
2/9/2021				<0.002	<0.002				
2/10/2021						<0.002	<0.002	<0.002	<0.002
8/18/2021						<0.002			<0.002
8/19/2021				<0.002	<0.002		<0.002	<0.002	
2/8/2022	<0.002								
2/9/2022		0.00061 (J)							
2/10/2022			<0.002			<0.002			
2/11/2022				<0.002	<0.002		<0.002	<0.002	<0.002
8/18/2022					<0.002				
8/19/2022				<0.002					
8/22/2022							0.0021	0.0019 (J)	0.0019 (J)
8/23/2022			0.00089 (J)			<0.002			
8/24/2022	<0.002	<0.002							
2/22/2023				<0.002		<0.002	<0.002	<0.002	
2/23/2023	<0.002	<0.002			<0.002				<0.002
2/24/2023			<0.002						
8/1/2023		<0.002	<0.002						
8/2/2023	0.00046 (J)				<0.002				
8/7/2023				<0.002		<0.002	<0.002	<0.002	
8/8/2023									<0.002
2/20/2024							<0.002		
2/21/2024	<0.002								
2/23/2024				<0.002	<0.002				

ND substitution: RL or RL/2 if <15% NDs.

Confidence Interval

Constituent: Antimony (mg/L) Analysis Run 5/1/2024 4:31 PM View: Confidence Interval

Plant Scherer Data: Scherer AP

	PZ-13S	PZ-17I	PZ-40I	SGWC-10	SGWC-13	SGWC-18	SGWC-19	SGWC-20	SGWC-21
2/26/2024		<0.002						<0.002	
2/27/2024			<0.002			<0.002			<0.002
Mean	0.001692	0.001722	0.001778	0.001968	0.001916	0.001956	0.002005	0.001994	0.001995
Std. Dev.	0.0006887	0.0006216	0.0004964	0.0001376	0.0003671	0.0001886	2.294E-05	2.357E-05	2.294E-05
Upper Lim.	0.002	0.002	0.002	0.002	0.002	0.002	0.0021	0.002	0.002
Lower Lim.	0.00046	0.00061	0.00089	0.0014	0.0004	0.0012	0.002	0.0019	0.0019

ND substitution: RL or RL/2 if <15% NDs.

Confidence Interval

Constituent: Antimony (mg/L) Analysis Run 5/1/2024 4:31 PM View: Confidence Interval

Plant Scherer Data: Scherer AP

	SGWC-22	SGWC-23	SGWC-7
5/11/2016			<0.002
5/12/2016	<0.002	<0.002	
6/27/2016			0.0004 (J)
6/29/2016	<0.002	<0.002	
8/17/2016			<0.002
8/19/2016	<0.002	<0.002	
10/18/2016	<0.002	<0.002	<0.002
12/6/2016			<0.002
12/7/2016	<0.002	<0.002	
2/14/2017			<0.002
2/15/2017		<0.002	
2/16/2017	<0.002		
4/12/2017			<0.002
4/13/2017	<0.002	<0.002	
6/27/2017			<0.002
6/28/2017	<0.002	<0.002	
3/27/2018		<0.002	<0.002
3/28/2018	<0.002		
10/8/2018	<0.002	<0.002	
10/9/2018			<0.002
2/19/2019	<0.002	<0.002	
2/20/2019			<0.002
2/18/2020	<0.002	<0.002	<0.002
2/9/2021			<0.002
2/10/2021	<0.002	<0.002	
8/18/2021	<0.002	<0.002	<0.002
2/9/2022			<0.002
2/10/2022	<0.002	<0.002	
8/18/2022			<0.002
8/22/2022	0.0022	0.00098 (J)	
2/22/2023			<0.002
2/23/2023	<0.002	<0.002	
8/7/2023	<0.002		
8/8/2023		<0.002	<0.002
2/21/2024	<0.002	<0.002	<0.002
Mean	0.002011	0.001946	0.001916
Std. Dev.	4.588E-05	0.000234	0.0003671
Upper Lim.	0.0022	0.002	0.002
Lower Lim.	0.002	0.00098	0.0004

ND substitution: RL or RL/2 if <15% NDs.

Confidence Interval

Constituent: Arsenic (mg/L) Analysis Run 5/1/2024 4:31 PM View: Confidence Interval

Plant Scherer Data: Scherer AP

	PZ-39S	PZ-42I	PZ-69I	SGWC-10	SGWC-11	SGWC-12	SGWC-13	SGWC-14	SGWC-15
5/11/2016				<0.001	0.00103 (J)	<0.001			
5/12/2016							<0.001	<0.001	<0.001
6/28/2016				<0.001	0.0011 (J)	0.001 (J)	<0.001	<0.001	0.0026 (J)
8/17/2016				<0.001	0.0011 (J)				
8/18/2016						0.00091 (J)	<0.001	<0.001	0.0015
10/17/2016				<0.001	0.0011 (J)	<0.001	<0.001	<0.001	
10/18/2016									0.0019
12/6/2016				<0.001	0.00072 (J)	<0.001	<0.001		
12/7/2016								<0.001	0.00079 (J)
2/15/2017				0.0005 (J)	0.0011 (J)	0.00076 (J)	<0.001	<0.001	0.00073 (J)
4/12/2017				<0.001	0.00076 (J)	0.00046 (J)	0.00047 (J)	0.00057 (J)	0.0009 (J)
6/27/2017				0.00074 (J)	0.0011 (J)	0.0011 (J)	0.00088 (J)	0.00058 (J)	0.0011 (J)
3/27/2018				<0.001	<0.001	<0.001	<0.001	<0.001	<0.001
6/6/2018				<0.001	<0.001	<0.001			
6/7/2018							<0.001	<0.001	<0.001
10/8/2018						0.0007 (J)	0.00069 (J)	0.0007 (J)	
10/9/2018				<0.001					
10/16/2018					<0.001				<0.001
10/17/2018	0.0019								
10/18/2018		<0.001							
2/20/2019				<0.001	<0.001	<0.001	<0.001	<0.001	0.00075 (J)
4/1/2019				0.00059 (J)	0.0011 (J)	0.0012 (J)	0.0014	0.0012 (J)	0.0016
9/16/2019					<0.001	<0.001			
9/17/2019				<0.001			<0.001	<0.001	0.0008 (J)
2/18/2020					<0.001				
2/19/2020				<0.001		0.00032 (J)	<0.001	<0.001	0.001
3/25/2020				<0.001	<0.001				
3/26/2020						0.00032 (J)			
3/27/2020							<0.001	0.0014	0.0016
9/14/2020				<0.001	<0.001	<0.001	<0.001		
9/15/2020								<0.001	0.0014
2/9/2021				<0.001	<0.001	<0.001	<0.001	<0.001	0.0013
3/31/2021				<0.001					0.0012
4/6/2021								<0.001	
4/7/2021					<0.001	<0.001	<0.001		
8/19/2021				<0.001	<0.001		<0.001	<0.001	0.0014
8/20/2021						<0.001			
2/9/2022	<0.001	<0.001							
2/10/2022			0.00059 (J)		<0.001	<0.001			
2/11/2022				<0.001			<0.001		0.0021
2/14/2022								<0.001	
8/18/2022					<0.001	<0.001	<0.001		
8/19/2022				<0.001				<0.001	0.00066 (J)
8/22/2022		0.00049 (J)							
8/23/2022	0.00028 (J)								
8/24/2022			0.00074 (J)						
2/22/2023				<0.001	<0.001				
2/23/2023		<0.001				<0.001	<0.001	<0.001	0.0012
2/24/2023	<0.001		0.0007 (J)						
8/2/2023	<0.001	<0.001	<0.001		<0.001		<0.001		
8/7/2023				<0.001		<0.001			<0.001
8/8/2023								<0.001	

ND substitution: RL or RL/2 if <15% NDs.

Confidence Interval

Constituent: Arsenic (mg/L) Analysis Run 5/1/2024 4:31 PM View: Confidence Interval

Plant Scherer Data: Scherer AP

	PZ-39S	PZ-42I	PZ-69I	SGWC-10	SGWC-11	SGWC-12	SGWC-13	SGWC-14	SGWC-15
2/23/2024			<0.001	<0.001	<0.001	<0.001	<0.001		
2/26/2024									0.0032
2/27/2024	<0.001	<0.001						<0.001	
Mean	0.00103	0.000915	0.000806	0.0009532	0.001004	0.0009108	0.0009776	0.000978	0.001309
Std. Dev.	0.0005144	0.0002082	0.0001854	0.000134	9.047E-05	0.0002258	0.0001498	0.0001632	0.0006071
Upper Lim.	0.0019	0.001	0.0007829	0.001	0.00103	0.001	0.001	0.0012	0.001423
Lower Lim.	0.00028	0.00049	0.0005704	0.00074	0.001	0.001	0.00088	0.0007	0.0008775

ND substitution: RL or RL/2 if <15% NDs.

Confidence Interval

Constituent: Arsenic (mg/L) Analysis Run 5/1/2024 4:31 PM View: Confidence Interval

Plant Scherer Data: Scherer AP

	SGWC-16	SGWC-17	SGWC-18	SGWC-19	SGWC-20	SGWC-21	SGWC-22	SGWC-23	SGWC-6
5/11/2016									<0.001
5/12/2016	<0.001	<0.001			<0.001	<0.001	<0.001	<0.001	
5/13/2016			0.00161 (J)	<0.001					
6/27/2016									<0.001
6/28/2016	<0.001								
6/29/2016		<0.001		<0.001	0.0018 (J)	<0.001	<0.001	<0.001	
6/30/2016			0.004 (J)						
8/17/2016									<0.001
8/18/2016	<0.001	<0.001							
8/19/2016							<0.001	<0.001	
8/22/2016			0.0012 (J)	<0.001	0.001 (J)	<0.001			
10/17/2016									<0.001
10/18/2016	<0.001			<0.001	0.00085 (J)	<0.001	<0.001	<0.001	
10/19/2016		0.001045 (JD)	0.0019						
12/6/2016									<0.001
12/7/2016	<0.001	<0.001	0.0012 (J)			<0.001	<0.001	<0.001	
12/8/2016				<0.001	<0.001				
2/14/2017									0.0006 (J)
2/15/2017		0.00059 (J)						<0.001	
2/16/2017	<0.001		0.00086 (J)	<0.001	<0.001	<0.001	<0.001		
4/12/2017									0.00046 (J)
4/13/2017	<0.001	0.00066 (J)	0.00058 (J)	<0.001	<0.001	<0.001	0.0006 (J)	0.00061 (J)	
6/27/2017	0.00055 (J)	0.00075 (J)							<0.001
6/28/2017			0.0011 (J)	0.00068 (J)	0.00094 (J)	0.00076 (J)	0.00089 (J)	0.00079 (J)	
3/27/2018	<0.001	<0.001						<0.001	<0.001
3/28/2018			0.0015	<0.001	<0.001	<0.001	<0.001		
6/6/2018									<0.001
6/7/2018	<0.001	<0.001			<0.001	<0.001	<0.001	<0.001	
6/8/2018			0.002	<0.001					
10/8/2018	0.00054 (J)	0.00075 (J)				<0.001	<0.001	<0.001	<0.001
10/9/2018				0.00058 (J)					
10/18/2018			0.0031		<0.001				
2/19/2019							<0.001	<0.001	
2/20/2019	<0.001	<0.001	0.003	<0.001	<0.001	<0.001			<0.001
4/2/2019	<0.001	<0.001	0.0027	<0.001	<0.001	<0.001	<0.001	<0.001	<0.001
9/16/2019									<0.001
9/17/2019	<0.001	<0.001	0.0029	<0.001	0.00037 (J)	<0.001			
9/18/2019							0.00035 (J)	<0.001	
2/18/2020					0.00032 (J)	<0.001	0.00034 (J)	<0.001	<0.001
2/19/2020	<0.001	<0.001		<0.001					
2/20/2020			0.0031						
3/23/2020				<0.001	0.0005 (J)	<0.001			
3/24/2020		<0.001					<0.001	<0.001	
3/25/2020									0.00044 (J)
3/26/2020			0.0047						
3/27/2020	<0.001								
9/14/2020									<0.001
9/15/2020	<0.001	<0.001	0.0045	<0.001	0.00051 (J)	<0.001	<0.001	<0.001	
2/9/2021	<0.001								<0.001
2/10/2021		0.00038 (J)	0.0033	<0.001	0.00059 (J)	<0.001	<0.001	<0.001	
3/30/2021			0.0028	<0.001	0.00049 (J)	<0.001			
3/31/2021							<0.001	<0.001	

ND substitution: RL or RL/2 if <15% NDs.

Confidence Interval

Constituent: Arsenic (mg/L) Analysis Run 5/1/2024 4:31 PM View: Confidence Interval

Plant Scherer Data: Scherer AP

	SGWC-16	SGWC-17	SGWC-18	SGWC-19	SGWC-20	SGWC-21	SGWC-22	SGWC-23	SGWC-6
4/1/2021	0.00033 (J)	<0.001							<0.001
8/18/2021		<0.001	0.0028			<0.001	<0.001	<0.001	<0.001
8/19/2021	<0.001			<0.001	0.00066 (J)				
2/9/2022									<0.001
2/10/2022	<0.001		0.0043				0.00031 (J)	<0.001	
2/11/2022		<0.001		<0.001	0.00081 (J)	<0.001			
8/19/2022									<0.001
8/22/2022				<0.001	0.00042 (J)	<0.001	0.00044 (J)	<0.001	
8/23/2022			0.0021						
8/31/2022	<0.001	<0.001							
2/22/2023		<0.001	0.0015	<0.001	0.00046 (J)				<0.001
2/23/2023	<0.001					<0.001	<0.001	<0.001	
8/1/2023									<0.001
8/7/2023		<0.001	0.00093 (J)	<0.001	<0.001		<0.001		
8/8/2023	<0.001					<0.001		<0.001	
2/20/2024				<0.001					<0.001
2/21/2024							<0.001	<0.001	
2/26/2024	<0.001	<0.001			0.0015				
2/27/2024			0.0018			<0.001			
Mean	0.0009368	0.000927	0.002379	0.0009704	0.0008488	0.0009904	0.0008772	0.000976	0.00094
Std. Dev.	0.0001783	0.0001661	0.001194	0.0001035	0.0003477	4.8E-05	0.0002452	8.703E-05	0.0001677
Upper Lim.	0.001	0.001	0.002974	0.001	0.0008041	0.001	0.001	0.001	0.001
Lower Lim.	0.00055	0.00075	0.001784	0.00068	0.0005008	0.00076	0.00089	0.00079	0.0006

ND substitution: RL or RL/2 if <15% NDs.

Confidence Interval

Constituent: Arsenic (mg/L) Analysis Run 5/1/2024 4:31 PM View: Confidence Interval

Plant Scherer Data: Scherer AP

	SGWC-7	SGWC-8	SGWC-9
5/11/2016	<0.001	<0.001	<0.001
6/27/2016	0.0009 (J)	<0.001	
6/29/2016			0.0009 (J)
8/17/2016	0.0006 (J)	<0.001	
8/22/2016			<0.001
10/17/2016		<0.001	
10/18/2016	<0.001		0.00074 (J)
12/6/2016	<0.001	<0.001	
12/7/2016			0.00079 (J)
2/14/2017	0.00059 (J)	0.0005 (J)	
2/16/2017			0.00056 (J)
4/12/2017	0.00058 (J)	<0.001	
4/13/2017			0.00079 (J)
6/27/2017	<0.001	0.00076 (J)	0.0011 (J)
3/27/2018	<0.001	<0.001	
3/28/2018			<0.001
6/6/2018	<0.001	<0.001	<0.001
10/9/2018	0.00057 (J)	0.00053 (J)	0.00068 (J)
2/20/2019	<0.001	<0.001	<0.001
4/1/2019	<0.001	0.001 (J)	<0.001
9/16/2019			<0.001
9/17/2019	<0.001	0.00035 (J)	
2/18/2020	<0.001	<0.001	
2/19/2020			0.00039 (J)
3/25/2020		0.00063 (J)	<0.001
3/26/2020	<0.001		
9/14/2020	<0.001	<0.001	<0.001
2/9/2021	<0.001	<0.001	<0.001
3/31/2021			0.00033 (J)
4/1/2021	0.00044 (J)	<0.001	
8/18/2021	<0.001	<0.001	
8/19/2021			<0.001
2/9/2022	<0.001		
2/10/2022		<0.001	<0.001
8/18/2022	<0.001	<0.001	<0.001
2/22/2023	<0.001	<0.001	<0.001
8/7/2023			<0.001
8/8/2023	<0.001	<0.001	
2/21/2024	<0.001	<0.001	<0.001
Mean	0.0009072	0.0009108	0.0008912
Std. Dev.	0.0001823	0.0001925	0.0002038
Upper Lim.	0.001	0.001	0.001
Lower Lim.	0.0009	0.001	0.00079

ND substitution: RL or RL/2 if <15% NDs.

Confidence Interval

Constituent: Barium (mg/L) Analysis Run 5/1/2024 4:31 PM View: Confidence Interval

Plant Scherer Data: Scherer AP

	PZ-13S	PZ-14S	PZ-17I	PZ-39S	PZ-40I	PZ-41S	PZ-42I	PZ-43S	PZ-44I
10/16/2018									0.014
10/17/2018				0.02					
10/18/2018			0.055		0.089	0.059	0.1	0.12	
2/8/2022	0.049	0.033							
2/9/2022			0.06	0.04		0.026	0.056	0.085	0.0078 (J)
2/10/2022					0.042				
8/22/2022							0.052		
8/23/2022		0.034		0.039	0.055				
8/24/2022	0.046		0.058			0.025		0.07	0.0079 (J)
2/23/2023	0.049	0.036	0.062			0.026	0.052		
2/24/2023				0.045	0.039			0.076	
2/28/2023									0.008 (J)
8/1/2023		0.034	0.054		0.038				
8/2/2023	0.046			0.043		0.023	0.05	0.074	0.0092 (J)
2/21/2024	0.049								
2/23/2024									0.009 (J)
2/26/2024			0.068						
2/27/2024				0.042	0.036	0.025	0.05	0.074	
2/28/2024		0.037							
Mean	0.0478	0.0348	0.0595	0.03817	0.04983	0.03067	0.06	0.08317	0.009317
Std. Dev.	0.001643	0.001643	0.005128	0.009152	0.02035	0.01392	0.01972	0.01872	0.00237
Upper Lim.	0.049	0.03755	0.06654	0.04682	0.089	0.059	0.1	0.12	0.014
Lower Lim.	0.046	0.03205	0.05246	0.02833	0.036	0.023	0.05	0.07	0.0078

Confidence Interval

Constituent: Barium (mg/L) Analysis Run 5/1/2024 4:31 PM View: Confidence Interval

Plant Scherer Data: Scherer AP

	PZ-69I	SGWC-10	SGWC-11	SGWC-12	SGWC-13	SGWC-14	SGWC-15	SGWC-16	SGWC-17
5/11/2016		0.0294	0.038	0.0324					
5/12/2016					0.0198	0.067	0.041	0.0163	0.0157
6/28/2016		0.0293	0.0363	0.0321	0.0208	0.0668	0.0435	0.0165	
6/29/2016									0.0161 (J)
8/17/2016		0.029	0.033						
8/18/2016				0.03	0.022	0.06	0.043	0.017	0.016
10/17/2016		0.027	0.035	0.032	0.024	0.06			
10/18/2016							0.041	0.017	
10/19/2016									0.021 (D)
12/6/2016		0.03	0.035	0.032	0.025				
12/7/2016						0.063	0.042	0.017	0.018
2/15/2017		0.025	0.036	0.036	0.026	0.061	0.038		0.02
2/16/2017								0.017	
4/12/2017		0.028	0.038	0.037	0.029	0.062	0.038		
4/13/2017								0.019	0.019
6/27/2017		0.034	0.042	0.042	0.031	0.06	0.041	0.02	0.019
3/27/2018		0.031	0.039	0.043	0.029	0.055	0.035	0.021	0.02
6/6/2018		0.027	0.041	0.048					
6/7/2018					0.032	0.057	0.035	0.022	0.02
10/8/2018				0.049	0.033	0.053		0.025	0.021
10/9/2018		0.032							
10/16/2018			0.037				0.031		
2/20/2019		0.036	0.044	0.054	0.041	0.053	0.036	0.027	0.023
4/1/2019		0.039	0.041	0.051	0.038	0.054	0.034		
4/2/2019								0.023	0.02
9/16/2019			0.045	0.052					
9/17/2019		0.029			0.036	0.048	0.034	0.029	0.025
2/18/2020			0.044						
2/19/2020		0.027		0.053	0.033	0.047	0.031	0.029	0.022
3/24/2020									0.024
3/25/2020		0.036	0.046						
3/26/2020				0.051					
3/27/2020					0.034	0.049	0.028	0.027	
9/14/2020		0.027	0.042	0.057	0.039				
9/15/2020						0.05	0.031	0.031	0.025
2/9/2021		0.028	0.043	0.058	0.036	0.046	0.029	0.03	
2/10/2021									0.023
3/31/2021		0.036					0.028		
4/1/2021								0.029	0.022
4/6/2021						0.048			
4/7/2021			0.046	0.058	0.037				
8/18/2021									0.024
8/19/2021		0.025	0.045		0.036	0.042	0.027	0.029	
8/20/2021				0.057					
2/10/2022	0.14		0.045	0.057				0.034	
2/11/2022		0.025			0.034		0.027		0.025
2/14/2022						0.047			
8/18/2022			0.044	0.056	0.036				
8/19/2022		0.027				0.048	0.025		
8/24/2022	0.13								
8/31/2022								0.033	0.033
2/22/2023		0.038	0.044						0.024

Confidence Interval

Constituent: Barium (mg/L) Analysis Run 5/1/2024 4:31 PM View: Confidence Interval

Plant Scherer Data: Scherer AP

	PZ-69I	SGWC-10	SGWC-11	SGWC-12	SGWC-13	SGWC-14	SGWC-15	SGWC-16	SGWC-17
2/23/2023				0.058	0.035	0.038	0.023	0.035	
2/24/2023	0.16								
8/2/2023	0.17		0.048		0.036				
8/7/2023		0.032		0.053			0.031		0.026
8/8/2023						0.045		0.043	
2/23/2024	0.19	0.036	0.062	0.073	0.043				
2/26/2024							0.028	0.05	0.029
2/27/2024						0.042			
Mean	0.158	0.03051	0.04197	0.04806	0.03222	0.05287	0.03362	0.02627	0.02203
Std. Dev.	0.02387	0.004274	0.005872	0.0112	0.006298	0.008039	0.006075	0.008613	0.004028
Upper Lim.	0.198	0.03264	0.04466	0.05364	0.03536	0.05688	0.03665	0.03057	0.02404
Lower Lim.	0.118	0.02838	0.03901	0.04248	0.02908	0.04887	0.03059	0.02198	0.02002

Confidence Interval

Constituent: Barium (mg/L) Analysis Run 5/1/2024 4:31 PM View: Confidence Interval

Plant Scherer Data: Scherer AP

	SGWC-18	SGWC-19	SGWC-20	SGWC-21	SGWC-22	SGWC-23	SGWC-6	SGWC-7	SGWC-8
5/11/2016							0.0933	0.295	0.251
5/12/2016			0.0436	0.0914	0.1	0.0959			
5/13/2016	0.0138	0.0507							
6/27/2016							0.101	0.353	0.205
6/29/2016		0.0485	0.0466	0.0933	0.0991	0.0957			
6/30/2016	0.0145 (J)								
8/17/2016							0.094	0.29	0.16
8/19/2016					0.096	0.093			
8/22/2016	0.014	0.044	0.038	0.086					
10/17/2016							0.11		0.17
10/18/2016		0.042	0.039	0.093	0.096	0.093		0.29	
10/19/2016	0.016								
12/6/2016							0.11	0.31	0.16
12/7/2016	0.015			0.096	0.09	0.09			
12/8/2016		0.045	0.038						
2/14/2017							0.056	0.3	0.18
2/15/2017						0.09			
2/16/2017	0.013	0.04	0.034	0.091	0.091				
4/12/2017							0.048	0.3	0.18
4/13/2017	0.012	0.037	0.028	0.088	0.091	0.081			
6/27/2017							0.058	0.36	0.18
6/28/2017	0.012	0.04	0.03	0.094	0.1	0.085			
3/27/2018						0.076	0.021	0.27	0.17
3/28/2018	0.029	0.034	0.027	0.09	0.084				
6/6/2018							0.014	0.24	0.18
6/7/2018			0.029	0.092	0.084	0.082			
6/8/2018	0.032	0.035							
10/8/2018				0.092	0.084	0.077	0.069		
10/9/2018		0.037						0.28	0.17
10/18/2018	0.033		0.027						
2/19/2019					0.075	0.064			
2/20/2019	0.034	0.036	0.03	0.1			0.052	0.28	0.2
4/1/2019								0.24	0.19
4/2/2019	0.028	0.03	0.023	0.087	0.076	0.068	0.069		
9/16/2019							0.13		
9/17/2019	0.026	0.035	0.025	0.097				0.23	0.19
9/18/2019					0.078	0.068			
2/18/2020			0.023	0.11	0.085	0.065	0.083	0.25	0.17
2/19/2020		0.034							
2/20/2020	0.023								
3/23/2020		0.032	0.024	0.1					
3/24/2020					0.081	0.065			
3/25/2020							0.12		0.19
3/26/2020	0.02							0.23	
9/14/2020							0.14	0.27	0.18
9/15/2020	0.02	0.034	0.024	0.13	0.083	0.064			
2/9/2021							0.12	0.26	0.18
2/10/2021	0.016	0.031	0.023	0.12	0.078	0.066			
3/30/2021	0.015	0.03	0.021	0.12					
3/31/2021					0.072	0.059			
4/1/2021							0.12	0.26	0.17
8/18/2021	0.022			0.12	0.074	0.056	0.13	0.24	0.16

Confidence Interval

Constituent: Barium (mg/L) Analysis Run 5/1/2024 4:31 PM View: Confidence Interval

Plant Scherer Data: Scherer AP

	SGWC-18	SGWC-19	SGWC-20	SGWC-21	SGWC-22	SGWC-23	SGWC-6	SGWC-7	SGWC-8
8/19/2021		0.027	0.02						
2/9/2022							0.13	0.21	
2/10/2022	0.013				0.07	0.064			0.18
2/11/2022		0.032	0.022	0.11					
8/18/2022								0.2	0.16
8/19/2022							0.15		
8/22/2022		0.023	0.021	0.1	0.075	0.056			
8/23/2022	0.012								
2/22/2023	0.0098 (J)	0.022	0.018				0.12	0.22	0.13
2/23/2023				0.1	0.082	0.06			
8/1/2023							0.14		
8/7/2023	0.0092 (J)	0.022	0.02		0.074				
8/8/2023				0.12		0.058		0.24	0.13
2/20/2024		0.024					0.13		
2/21/2024					0.075	0.056		0.22	0.12
2/26/2024			0.021						
2/27/2024	0.01			0.12					
Mean	0.01849	0.03461	0.02781	0.1016	0.08372	0.0731	0.09633	0.2655	0.1742
Std. Dev.	0.007755	0.007821	0.007862	0.01304	0.009341	0.01393	0.03841	0.04103	0.02601
Upper Lim.	0.02161	0.03851	0.03117	0.11	0.08838	0.08005	0.1155	0.286	0.1872
Lower Lim.	0.0143	0.03071	0.02373	0.0914	0.07907	0.06616	0.07719	0.2451	0.1613

Confidence Interval

Constituent: Barium (mg/L) Analysis Run 5/1/2024 4:31 PM View: Confidence Interval

Plant Scherer Data: Scherer AP

	SGWC-9
5/11/2016	0.0494
6/29/2016	0.0535
8/22/2016	0.049
10/18/2016	0.049
12/7/2016	0.048
2/16/2017	0.056
4/13/2017	0.063
6/27/2017	0.067
3/28/2018	0.069
6/6/2018	0.069
10/9/2018	0.077
2/20/2019	0.077
4/1/2019	0.071
9/16/2019	0.077
2/19/2020	0.065
3/25/2020	0.066
9/14/2020	0.059
2/9/2021	0.054
3/31/2021	0.061
8/19/2021	0.043
2/10/2022	0.047
8/18/2022	0.05
2/22/2023	0.044
8/7/2023	0.049
2/21/2024	0.046
Mean	0.05836
Std. Dev.	0.01104
Upper Lim.	0.06386
Lower Lim.	0.05285

Confidence Interval

Constituent: Beryllium (mg/L) Analysis Run 5/1/2024 4:31 PM View: Confidence Interval

Plant Scherer Data: Scherer AP

	SGWC-10	SGWC-14	SGWC-15	SGWC-17	SGWC-18	SGWC-19	SGWC-20	SGWC-22	SGWC-6
5/11/2016	<0.0025								<0.0025
5/12/2016		<0.0025	<0.0025	<0.0025			0.000742 (J)	<0.0025	
5/13/2016					<0.0025	<0.0025			
6/27/2016									<0.0025
6/28/2016	<0.0025	<0.0025	0.0003 (J)						
6/29/2016				<0.0025		0.0002 (J)	0.0007 (J)	<0.0025	
6/30/2016					0.0003 (J)				
8/17/2016	<0.0025								<0.0025
8/18/2016		<0.0025	0.00037 (J)	<0.0025					
8/19/2016								<0.0025	
8/22/2016					<0.0025	<0.0025	0.00074 (J)		
10/17/2016	<0.0025	<0.0025							<0.0025
10/18/2016			<0.0025			<0.0025	0.00075 (J)	<0.0025	
10/19/2016				<0.0025	<0.0025				
12/6/2016	<0.0025								<0.0025
12/7/2016		<0.0025	<0.0025	<0.0025	<0.0025			<0.0025	
12/8/2016						<0.0025	0.00093 (J)		
2/14/2017									<0.0025
2/15/2017	<0.0025	<0.0025	0.00037 (J)	<0.0025					
2/16/2017					<0.0025	<0.0025	0.00091 (J)	<0.0025	
4/12/2017	<0.0025	<0.0025	0.00035 (J)						<0.0025
4/13/2017				<0.0025	<0.0025	<0.0025	0.00065 (J)	<0.0025	
6/27/2017	<0.0025	<0.0025	0.0004 (J)	<0.0025					<0.0025
6/28/2017					<0.0025	<0.0025	0.00073 (J)	<0.0025	
3/27/2018	<0.0025	<0.0025	0.00041 (J)	<0.0025					<0.0025
3/28/2018					0.00036 (J)	<0.0025	0.00079 (J)	<0.0025	
6/6/2018	<0.0025								<0.0025
6/7/2018		<0.0025	0.00038 (J)	<0.0025			0.00086 (J)	<0.0025	
6/8/2018					0.00035 (J)	<0.0025			
10/8/2018		<0.0025		<0.0025				<0.0025	<0.0025
10/9/2018	<0.0025					<0.0025			
10/16/2018			0.0004 (J)						
10/18/2018					<0.0025		0.00079 (J)		
2/19/2019								<0.0025	
2/20/2019	<0.0025	<0.0025	0.00042 (J)	<0.0025	0.00033 (J)	0.00016 (J)	0.00077 (J)		<0.0025
4/1/2019	<0.0025	<0.0025	0.00034 (J)						
4/2/2019				<0.0025	<0.0025	<0.0025	0.00043 (J)	<0.0025	<0.0025
9/16/2019									<0.0025
9/17/2019	<0.0025	<0.0025	0.00046 (J)	<0.0025	0.00035 (J)	<0.0025	0.00057 (J)		
9/18/2019								<0.0025	
2/18/2020							0.00052 (J)	<0.0025	<0.0025
2/19/2020	0.00026 (J)	<0.0025	0.00045 (J)	<0.0025		<0.0025			
2/20/2020					0.00049 (J)				
3/23/2020						<0.0025	0.00077 (J)		
3/24/2020				<0.0025				<0.0025	
3/25/2020	<0.0025								0.0002 (J)
3/26/2020					0.00033 (J)				
3/27/2020		0.00053 (J)	0.00059 (J)						
9/14/2020	<0.0025								<0.0025
9/15/2020		0.0002 (J)	0.00053 (J)	<0.0025	0.0003 (J)	0.00018 (J)	0.00078 (J)	0.00033 (J)	
2/9/2021	<0.0025	<0.0025	0.00044 (J)						<0.0025
2/10/2021				0.00028 (J)	0.00036 (J)	0.00019 (J)	0.0009 (J)	<0.0025	

ND substitution: RL or RL/2 if <15% NDs.

Confidence Interval

Constituent: Beryllium (mg/L) Analysis Run 5/1/2024 4:31 PM View: Confidence Interval

Plant Scherer Data: Scherer AP

	SGWC-10	SGWC-14	SGWC-15	SGWC-17	SGWC-18	SGWC-19	SGWC-20	SGWC-22	SGWC-6
3/30/2021					0.00025 (J)	0.00018 (J)	0.00058 (J)		
3/31/2021	<0.0025		0.00045 (J)					<0.0025	
4/1/2021				<0.0025					<0.0025
4/6/2021		<0.0025							
8/18/2021				<0.0025	0.00035 (J)			<0.0025	<0.0025
8/19/2021	<0.0025	<0.0025	0.00033 (J)			<0.0025	0.00091 (J)		
2/9/2022									<0.0025
2/10/2022					<0.0025			<0.0025	
2/11/2022	<0.0025		0.0004 (J)	<0.0025		<0.0025	0.00074 (J)		
2/14/2022		<0.0025							
8/19/2022	<0.0025	<0.0025	0.00039 (J)						<0.0025
8/22/2022						<0.0025	0.00062 (J)	<0.0025	
8/23/2022					<0.0025				
8/31/2022				<0.0025					
2/22/2023	<0.0025			<0.0025	<0.0025	<0.0025	0.00044 (J)		<0.0025
2/23/2023		<0.0025	0.00038 (J)					<0.0025	
8/1/2023									<0.0025
8/7/2023	<0.0025		0.00046 (J)	<0.0025	0.0002 (J)	<0.0025	0.00052 (J)	<0.0025	
8/8/2023		<0.0025							
2/20/2024						<0.0025			<0.0025
2/21/2024								<0.0025	
2/23/2024	<0.0025								
2/26/2024			0.00051 (J)	<0.0025			0.001 (J)		
2/27/2024		<0.0025			<0.0025				
Mean	0.00241	0.002329	0.0005152	0.002411	0.001459	0.002036	0.0007257	0.002413	0.002408
Std. Dev.	0.000448	0.0005931	0.0002842	0.000444	0.001107	0.0009463	0.0001536	0.000434	0.00046
Upper Lim.	0.0025	0.0025	0.00051	0.0025	0.0025	0.0025	0.0008023	0.0025	0.0025
Lower Lim.	0.00026	0.00053	0.00038	0.00028	0.00033	0.0002	0.0006491	0.00033	0.0002

ND substitution: RL or RL/2 if <15% NDs.

Confidence Interval

Constituent: Beryllium (mg/L) Analysis Run 5/1/2024 4:31 PM View: Confidence Interval

Plant Scherer Data: Scherer AP

	SGWC-7	SGWC-8
5/11/2016	<0.0025	<0.0025
6/27/2016	<0.0025	<0.0025
8/17/2016	<0.0025	<0.0025
10/17/2016		<0.0025
10/18/2016	<0.0025	
12/6/2016	<0.0025	<0.0025
2/14/2017	<0.0025	<0.0025
4/12/2017	<0.0025	<0.0025
6/27/2017	<0.0025	<0.0025
3/27/2018	<0.0025	<0.0025
6/6/2018	<0.0025	<0.0025
10/9/2018	<0.0025	<0.0025
2/20/2019	<0.0025	<0.0025
4/1/2019	<0.0025	<0.0025
9/17/2019	<0.0025	0.00019 (J)
2/18/2020	<0.0025	<0.0025
3/25/2020		0.0003 (J)
3/26/2020	<0.0025	
9/14/2020	<0.0025	<0.0025
2/9/2021	<0.0025	<0.0025
4/1/2021	<0.0025	<0.0025
8/18/2021	<0.0025	<0.0025
2/9/2022	<0.0025	
2/10/2022		<0.0025
8/18/2022	<0.0025	<0.0025
2/22/2023	<0.0025	<0.0025
8/8/2023	<0.0025	<0.0025
2/21/2024	0.00033 (J)	<0.0025
Mean	0.002413	0.00232
Std. Dev.	0.000434	0.0006246
Upper Lim.	0.0025	0.0025
Lower Lim.	0.00033	0.0003

ND substitution: RL or RL/2 if <15% NDs.

Confidence Interval

Constituent: Cadmium (mg/L) Analysis Run 5/1/2024 4:31 PM View: Confidence Interval

Plant Scherer Data: Scherer AP

	SGWC-11	SGWC-14	SGWC-15	SGWC-18	SGWC-19	SGWC-20	SGWC-21	SGWC-6	SGWC-8
5/11/2016	<0.0025							<0.0025	<0.0025
5/12/2016		0.000136 (J)	0.000265 (J)			0.000108 (J)	<0.0025		
5/13/2016				0.00016 (J)	<0.0025				
6/27/2016								<0.0025	<0.0025
6/28/2016	<0.0025	<0.0025	0.0003 (J)						
6/29/2016					<0.0025	0.0001 (J)	<0.0025		
6/30/2016				0.0002 (J)					
8/17/2016	<0.0025							<0.0025	<0.0025
8/18/2016		<0.0025	<0.0025						
8/22/2016				<0.0025	<0.0025	<0.0025	<0.0025		
10/17/2016	<0.0025	<0.0025						<0.0025	<0.0025
10/18/2016			<0.0025		<0.0025	<0.0025	<0.0025		
10/19/2016				<0.0025					
12/6/2016	<0.0025							<0.0025	<0.0025
12/7/2016		<0.0025	<0.0025	<0.0025			<0.0025		
12/8/2016					<0.0025	<0.0025			
2/14/2017								<0.0025	<0.0025
2/15/2017	<0.0025	<0.0025	0.00044 (J)						
2/16/2017				<0.0025	0.00036 (J)	<0.0025	0.00039 (J)		
4/12/2017	<0.0025	<0.0025	<0.0025					<0.0025	<0.0025
4/13/2017				<0.0025	<0.0025	<0.0025	<0.0025		
6/27/2017	<0.0025	<0.0025	<0.0025					<0.0025	<0.0025
6/28/2017				<0.0025	<0.0025	<0.0025	<0.0025		
3/27/2018	<0.0025	<0.0025	<0.0025					<0.0025	<0.0025
3/28/2018				<0.0025	<0.0025	<0.0025	<0.0025		
10/8/2018		<0.0025					<0.0025	<0.0025	
10/9/2018					<0.0025				<0.0025
10/16/2018	<0.0025		<0.0025						
10/18/2018				<0.0025		<0.0025			
2/20/2019	<0.0025	<0.0025	0.00033 (J)	0.00023 (J)	<0.0025	<0.0025	<0.0025	<0.0025	<0.0025
4/1/2019	<0.0025	<0.0025	<0.0025						<0.0025
4/2/2019				<0.0025	<0.0025	<0.0025	<0.0025	<0.0025	
9/16/2019	<0.0025							<0.0025	
9/17/2019		<0.0025	0.00034 (J)	0.00018 (J)	<0.0025	<0.0025	<0.0025		<0.0025
2/18/2020	<0.0025					<0.0025	<0.0025	<0.0025	<0.0025
2/19/2020		<0.0025	0.0003 (J)		<0.0025				
2/20/2020				0.00032 (J)					
3/23/2020					<0.0025	<0.0025	<0.0025		
3/25/2020	<0.0025							0.00022 (J)	0.00031 (J)
3/26/2020				<0.0025					
3/27/2020		0.00057 (J)	0.00042 (J)						
9/14/2020	<0.0025							<0.0025	<0.0025
9/15/2020		<0.0025	0.00032 (J)	<0.0025	<0.0025	<0.0025	<0.0025		
2/9/2021	<0.0025	<0.0025	0.0003 (J)					<0.0025	<0.0025
2/10/2021				0.00035 (J)	<0.0025	<0.0025	<0.0025		
3/30/2021				<0.0025	<0.0025	<0.0025	<0.0025		
3/31/2021			0.00027 (J)						
4/1/2021								<0.0025	<0.0025
4/6/2021		<0.0025							
4/7/2021	<0.0025								
8/18/2021				<0.0025			<0.0025	<0.0025	<0.0025
8/19/2021	0.00022 (J)	<0.0025	0.00026 (J)		<0.0025	<0.0025			

ND substitution: RL or RL/2 if <15% NDs.

Confidence Interval

Constituent: Cadmium (mg/L) Analysis Run 5/1/2024 4:31 PM View: Confidence Interval

Plant Scherer Data: Scherer AP

	SGWC-11	SGWC-14	SGWC-15	SGWC-18	SGWC-19	SGWC-20	SGWC-21	SGWC-6	SGWC-8
2/9/2022								<0.0025	
2/10/2022	<0.0025			<0.0025					<0.0025
2/11/2022			0.00024 (J)		<0.0025	<0.0025	<0.0025		
2/14/2022		<0.0025							
8/18/2022	<0.0025								<0.0025
8/19/2022		<0.0025	0.00024 (J)					<0.0025	
8/22/2022					<0.0025	<0.0025	<0.0025		
8/23/2022				<0.0025					
2/22/2023	<0.0025			<0.0025	<0.0025	<0.0025		<0.0025	<0.0025
2/23/2023		<0.0025	0.00023 (J)				<0.0025		
8/1/2023								<0.0025	
8/2/2023	<0.0025								
8/7/2023			0.00046 (J)	0.00024 (J)	0.0001 (J)	0.00013 (J)			
8/8/2023		0.00011 (J)					<0.0025		<0.0025
2/20/2024					<0.0025			<0.0025	
2/21/2024									<0.0025
2/23/2024	<0.0025								
2/26/2024			0.00047 (J)			0.00015 (J)			
2/27/2024		<0.0025		0.00032 (J)			<0.0025		
Mean	0.002405	0.002221	0.001049	0.00175	0.002311	0.002104	0.002412	0.002405	0.002409
Std. Dev.	0.0004654	0.0007565	0.00105	0.001084	0.000642	0.0009053	0.0004307	0.0004654	0.000447
Upper Lim.	0.0025	0.0025	0.0025	0.0025	0.0025	0.0025	0.0025	0.0025	0.0025
Lower Lim.	0.00022	0.00057	0.00027	0.00032	0.00036	0.00015	0.00039	0.00022	0.00031

ND substitution: RL or RL/2 if <15% NDs.

Confidence Interval

Constituent: Chromium (mg/L) Analysis Run 5/1/2024 4:31 PM View: Confidence Interval

Plant Scherer Data: Scherer AP

	PZ-13S	PZ-14S	PZ-17I	PZ-39S	PZ-41S	PZ-42I	PZ-43S	PZ-44I	SGWC-10
5/11/2016									<0.002
6/28/2016									<0.002
8/17/2016									<0.002
10/17/2016									<0.002
12/6/2016									<0.002
2/15/2017									<0.002
4/12/2017									<0.002
6/27/2017									<0.002
3/27/2018									<0.002
6/6/2018									<0.002
10/9/2018									<0.002
10/16/2018								0.0046	
10/17/2018				0.0027					
10/18/2018			0.0049		<0.0025	<0.002	<0.002		
2/20/2019									<0.002
4/1/2019									<0.002
9/17/2019									<0.002
2/19/2020									<0.002
3/25/2020									<0.002
9/14/2020									<0.002
2/9/2021									<0.002
3/31/2021									<0.002
8/19/2021									<0.002
2/8/2022	0.003	0.0018 (J)							
2/9/2022			0.0036	0.028	0.0058	<0.002	<0.002	<0.002	
2/11/2022									<0.002
8/19/2022									<0.002
8/22/2022						0.003			
8/23/2022		0.0024		0.014					
8/24/2022	0.0034		0.0037		0.0051		<0.002	<0.002	
2/22/2023									<0.002
2/23/2023	0.0034	0.0022	0.0042		0.0059	<0.002			
2/24/2023				0.03			0.002		
2/28/2023								<0.002	
8/1/2023		0.0021	0.0027						
8/2/2023	0.0027			0.026	0.0056	<0.002	0.0012 (J)	<0.002	
8/7/2023									0.0012 (J)
2/21/2024	0.0047								
2/23/2024								0.0013 (J)	<0.002
2/26/2024			0.0033						
2/27/2024				0.021	0.0058	<0.002	0.002		
2/28/2024		0.0023							
Mean	0.00344	0.00216	0.003733	0.02028	0.005117	0.002167	0.001867	0.002317	0.001968
Std. Dev.	0.0007635	0.0002302	0.0007554	0.01035	0.001314	0.0004082	0.0003266	0.001153	0.00016
Upper Lim.	0.004719	0.002546	0.004771	0.0345	0.006008	0.003	0.002	0.0046	0.002
Lower Lim.	0.002161	0.001774	0.002696	0.006063	0.003773	0.002	0.0012	0.0013	0.0012

ND substitution: RL or RL/2 if <15% NDs.

Confidence Interval

Constituent: Chromium (mg/L) Analysis Run 5/1/2024 4:31 PM View: Confidence Interval

Plant Scherer Data: Scherer AP

	SGWC-12	SGWC-13	SGWC-14	SGWC-15	SGWC-16	SGWC-17	SGWC-18	SGWC-19	SGWC-20
5/11/2016	<0.002								
5/12/2016		<0.002	<0.002	0.0335	0.00943 (J)	0.0077 (J)			<0.002
5/13/2016							0.00771 (J)	0.0151	
6/28/2016	<0.002	<0.002	0.0008 (J)	0.0339	0.0093 (J)				
6/29/2016						0.0036 (J)		0.0141	0.0009 (J)
6/30/2016							0.007 (J)		
8/18/2016	<0.002	<0.002	<0.002	0.034	0.0085	0.0027			
8/22/2016							0.007	0.015	<0.002
10/17/2016	0.0023 (J)	<0.002	0.0012 (J)						
10/18/2016				0.033	0.0088			0.013	<0.002
10/19/2016						0.00335 (JD)	0.0064		
12/6/2016	<0.002	<0.002							
12/7/2016			0.0012 (J)	0.032	0.0079	0.0027	0.0063		
12/8/2016								0.013	<0.002
2/15/2017	<0.002	<0.002	<0.002	0.03		0.0044			
2/16/2017					0.0097		0.007	0.015	<0.002
4/12/2017	<0.002	<0.002	<0.002	0.035					
4/13/2017					0.0098	0.0047	0.0061	0.016	<0.002
6/27/2017	<0.002	<0.002	<0.002	0.035	0.0096	0.0029			
6/28/2017							0.0059	0.016	<0.002
3/27/2018	<0.002	<0.002	<0.002	0.031	0.0098	0.0045			
3/28/2018							0.0082	0.014	<0.002
6/6/2018	<0.002								
6/7/2018		<0.002	<0.002	0.032	0.01	0.0083			<0.002
6/8/2018							0.0086	0.015	
10/8/2018	<0.002	<0.002	<0.002		0.013	0.0055			
10/9/2018								0.017	
10/16/2018				0.032					
10/18/2018							0.009		<0.002
2/20/2019	<0.002	<0.002	0.0016 (J)	0.038	0.013	0.0061	0.011	0.017	<0.002
4/1/2019	<0.002	<0.002	<0.002	0.032					
4/2/2019					0.01	0.004	0.0092	0.014	<0.002
9/16/2019	<0.002								
9/17/2019		0.0017 (J)	0.0026	0.037	0.013	0.0078	0.011	0.017	0.0022 (J)
2/18/2020									<0.002
2/19/2020	<0.002	<0.002	<0.002	0.038	0.014	0.0045		0.017	
2/20/2020							0.011		
3/23/2020								0.015	<0.002
3/24/2020						0.0079			
3/26/2020	<0.002						0.0096		
3/27/2020		<0.002	0.0019 (J)	0.034	0.011				
9/14/2020	<0.002	<0.002							
9/15/2020			<0.002	0.034	0.012	0.0091	0.01	0.015	<0.002
2/9/2021	<0.002	<0.002	<0.002	0.035	0.012				
2/10/2021						0.008	0.01	0.015	<0.002
3/30/2021							0.0098	0.014	<0.002
3/31/2021				0.034					
4/1/2021					0.012	0.0046			
4/6/2021			<0.002						
4/7/2021	<0.002	<0.002							
8/18/2021						0.012	0.019		
8/19/2021		<0.002	<0.002	0.032	0.011			0.014	<0.002

ND substitution: RL or RL/2 if <15% NDs.

Confidence Interval

Constituent: Chromium (mg/L) Analysis Run 5/1/2024 4:31 PM View: Confidence Interval

Plant Scherer Data: Scherer AP

	SGWC-12	SGWC-13	SGWC-14	SGWC-15	SGWC-16	SGWC-17	SGWC-18	SGWC-19	SGWC-20
8/20/2021	<0.002								
2/10/2022	<0.002				0.012		0.01		
2/11/2022		<0.002		0.032		0.0079		0.015	<0.002
2/14/2022			<0.002						
8/18/2022	<0.002	<0.002							
8/19/2022			0.0066	0.032					
8/22/2022								0.013	<0.002
8/23/2022							0.0095		
8/31/2022					0.012	0.0088			
2/22/2023						0.0084	0.0096	0.013	<0.002
2/23/2023	<0.002	<0.002	<0.002	0.029	0.012				
8/2/2023		<0.002							
8/7/2023	<0.002			0.035		0.0093	0.01	0.015	0.0016 (J)
8/8/2023			0.0012 (J)		0.014				
2/20/2024								0.018	
2/23/2024	<0.002	<0.002							
2/26/2024				0.035	0.013	0.0078			0.0014 (J)
2/27/2024			0.0014 (J)				0.01		
Mean	0.002012	0.001988	0.00202	0.03354	0.01107	0.006262	0.009156	0.01501	0.001924
Std. Dev.	6E-05	6E-05	0.001029	0.002235	0.001761	0.002528	0.002619	0.001412	0.0002603
Upper Lim.	0.0023	0.002	0.002	0.03465	0.01195	0.007522	0.01006	0.01571	0.002
Lower Lim.	0.002	0.0017	0.0019	0.03242	0.0102	0.005002	0.007808	0.0143	0.0016

ND substitution: RL or RL/2 if <15% NDs.

Confidence Interval

Constituent: Chromium (mg/L) Analysis Run 5/1/2024 4:31 PM View: Confidence Interval

Plant Scherer Data: Scherer AP

	SGWC-21	SGWC-22	SGWC-23	SGWC-7	SGWC-8	SGWC-9
5/11/2016				<0.002	<0.002	<0.002
5/12/2016	<0.002	<0.002	<0.002			
6/27/2016				<0.002	<0.002	
6/29/2016	0.0012 (J)	0.0007 (J)	0.0013 (J)			<0.002
8/17/2016				<0.002	<0.002	
8/19/2016		<0.002	<0.002			
8/22/2016	<0.002					<0.002
10/17/2016					<0.002	
10/18/2016	<0.002	<0.002	<0.002	<0.002		<0.002
12/6/2016				<0.002	<0.002	
12/7/2016	<0.002	<0.002	<0.002			<0.002
2/14/2017				<0.002	<0.002	
2/15/2017			<0.002			
2/16/2017	<0.002	<0.002				<0.002
4/12/2017				<0.002	0.0011 (J)	
4/13/2017	<0.002	<0.002	0.0014 (J)			<0.002
6/27/2017				<0.002	<0.002	<0.002
6/28/2017	<0.002	<0.002	0.0025			
3/27/2018			0.0012 (J)	<0.002	0.0012 (J)	
3/28/2018	<0.002	<0.002				<0.002
6/6/2018				<0.002	0.0013 (J)	<0.002
6/7/2018	<0.002	<0.002	<0.002			
10/8/2018	<0.002	0.0012 (J)	0.0017 (J)			
10/9/2018				<0.002	0.0016 (J)	<0.002
2/19/2019		<0.002	<0.002			
2/20/2019	0.0015 (J)			<0.002	0.0021 (J)	<0.002
4/1/2019				<0.002	0.0013 (J)	<0.002
4/2/2019	<0.002	0.0012 (J)	0.0011 (J)			
9/16/2019						<0.002
9/17/2019	0.0016 (J)			<0.002	0.0031	
9/18/2019		0.0024 (J)	0.0024 (J)			
2/18/2020	<0.002	0.0015 (J)	<0.002	<0.002	0.0015 (J)	
2/19/2020						<0.002
3/23/2020	<0.002					
3/24/2020		<0.002	<0.002			
3/25/2020					<0.002	<0.002
3/26/2020				<0.002		
9/14/2020				<0.002	<0.002	<0.002
9/15/2020	0.002	0.0025	0.0017 (J)			
2/9/2021				<0.002	<0.002	<0.002
2/10/2021	<0.002	0.0015 (J)	0.0017 (J)			
3/30/2021	<0.002					
3/31/2021		<0.002	0.0016 (J)			<0.002
4/1/2021				<0.002	<0.002	
8/18/2021	0.0022	<0.002	0.0019 (J)	0.0026	<0.002	
8/19/2021						<0.002
2/9/2022				<0.002		
2/10/2022		<0.002	0.0015 (J)		<0.002	<0.002
2/11/2022	<0.002					
8/18/2022				<0.002	0.055 (o)	<0.002
8/22/2022	0.0016 (J)	0.0022	0.0017 (J)			
2/22/2023				<0.002	0.0023	<0.002

ND substitution: RL or RL/2 if <15% NDs.

Confidence Interval

Constituent: Chromium (mg/L) Analysis Run 5/1/2024 4:31 PM View: Confidence Interval

Plant Scherer Data: Scherer AP

	SGWC-21	SGWC-22	SGWC-23	SGWC-7	SGWC-8	SGWC-9
2/23/2023	<0.002	<0.002	0.0016 (J)			
8/7/2023		0.0015 (J)				0.0039
8/8/2023	<0.002		0.0025	<0.002	0.0028	
2/21/2024		0.003	0.0031	0.002	0.0054	0.0017 (J)
2/27/2024	<0.002					
Mean	0.001924	0.001908	0.001876	0.002024	0.002071	0.002064
Std. Dev.	0.0002146	0.0004545	0.0004437	0.00012	0.00084	0.0003872
Upper Lim.	0.002	0.0022	0.001807	0.0026	0.0021	0.0039
Lower Lim.	0.002	0.0015	0.001334	0.002	0.0016	0.0017

ND substitution: RL or RL/2 if <15% NDs.

Confidence Interval

Constituent: Cobalt (mg/L) Analysis Run 5/1/2024 4:31 PM View: Confidence Interval

Plant Scherer Data: Scherer AP

	PZ-13S	PZ-14S	PZ-39S	PZ-40I	PZ-41S	PZ-42I	PZ-43S	PZ-44I	PZ-69I
10/16/2018								0.0021 (J)	
10/17/2018			0.00051 (J)						
10/18/2018				0.0076	0.0092	0.0064	0.0086		
9/18/2020	0.0057								
4/2/2021	0.007	0.00019 (J)	0.0003 (J)						
4/5/2021					0.0012 (J)				
4/7/2021							0.00097 (J)		
8/18/2021		0.0003 (J)					0.00025 (J)		
8/19/2021			0.00028 (J)		0.0013 (J)				
8/20/2021	0.006								
2/8/2022	0.0052	0.00028 (J)							
2/9/2022			<0.0025		0.00093 (J)	0.00061 (J)	<0.0025	0.0024 (J)	
2/10/2022				0.0025					0.002 (J)
8/22/2022						0.0012 (J)			
8/23/2022		0.00046 (J)	<0.0025	0.0029					
8/24/2022	0.0059				0.001 (J)		<0.0025	0.0016 (J)	0.0013 (J)
2/23/2023	0.0057	<0.0025			0.0004 (J)	<0.0025			
2/24/2023			<0.0025	0.0014 (J)			<0.0025		0.0021 (J)
2/28/2023								0.0019 (J)	
8/1/2023		0.00039 (J)		0.0014 (J)					
8/2/2023	0.0057		0.00033 (J)		0.00036 (J)	0.00041 (J)	<0.0025	0.0022 (J)	0.0032
2/21/2024	0.0053								
2/23/2024								0.0017 (J)	0.003
2/27/2024			0.00023 (J)	0.0011 (J)	0.00032 (J)	0.00032 (J)	<0.0025		
2/28/2024		0.00033 (J)							
Mean	0.005813	0.0004571	0.001144	0.002817	0.001839	0.001907	0.00279	0.001983	0.00232
Std. Dev.	0.0005515	0.0003598	0.001126	0.002447	0.002999	0.002344	0.002505	0.0003061	0.0007791
Upper Lim.	0.006386	0.0007714	0.0025	0.005923	0.0092	0.003999	0.0086	0.002404	0.003626
Lower Lim.	0.005245	0.0001889	0.00023	0.0006443	0.00032	1.637E-05	0.00025	0.001563	0.001014

ND substitution: RL or RL/2 if <15% NDs.

Confidence Interval

Constituent: Cobalt (mg/L) Analysis Run 5/1/2024 4:31 PM View: Confidence Interval

Plant Scherer Data: Scherer AP

	SGWC-10	SGWC-11	SGWC-12	SGWC-13	SGWC-14	SGWC-15	SGWC-16	SGWC-17	SGWC-18
5/11/2016	0.0191	0.0378	0.00648 (J)						
5/12/2016				0.0145	0.00605 (J)	0.267	0.00303 (J)	<0.0025	
5/13/2016									0.116
6/28/2016	0.0192	0.0332	0.0051 (J)	0.011	0.0115	0.255	0.0029 (J)		
6/29/2016								0.0007 (J)	
6/30/2016									0.112
8/17/2016	0.022	0.03							
8/18/2016			0.0035	0.0099	0.011	0.26	0.0029	0.00078 (J)	
8/22/2016									0.13
10/17/2016	0.05	0.032	0.003	0.01	0.017				
10/18/2016						0.28	0.0034		
10/19/2016								0.000845 (JD)	0.14
12/6/2016	0.04	0.029	0.0036	0.0079					
12/7/2016					0.0043	0.26	0.003	0.00056 (J)	0.11
2/15/2017	0.038	0.029	0.004	0.0073	0.0059	0.24		0.00069 (J)	
2/16/2017							0.0033		0.11
4/12/2017	0.018	0.028	0.0039	0.0078	0.017	0.28			
4/13/2017							0.0034	0.00049 (J)	0.094
6/27/2017	0.014	0.029	0.0042	0.0068	0.013	0.29	0.0037	0.00041 (J)	
6/28/2017									0.085
3/27/2018	0.026	0.024	0.0035	0.0035	0.0083	0.27	0.0037	<0.0025	
3/28/2018									0.16
6/6/2018	0.018	0.026	0.0038						
6/7/2018				0.0039	0.0025	0.3	0.0037	<0.0025	
6/8/2018									0.19
10/8/2018			0.0037	0.0036	0.0071		0.0044	0.00046 (J)	
10/9/2018	0.03								
10/16/2018		0.023				0.27			
10/18/2018									0.21
2/20/2019	0.034	0.024	0.0032	0.004	0.011	0.26	0.0038	0.00035 (J)	0.19
4/1/2019	0.025	0.021	0.0029	0.003	0.014	0.26			
4/2/2019							0.0041	<0.0025	0.18
9/16/2019		0.022	0.003						
9/17/2019	0.022			0.0024 (J)	0.0096	0.27	0.0042	0.00048 (J)	0.16
2/18/2020		0.018							
2/19/2020	0.027		0.0027	0.0018 (J)	0.0099	0.28	0.0047	0.00034 (J)	
2/20/2020									0.14
3/24/2020								0.00044 (J)	
3/25/2020	0.029	0.024							
3/26/2020			0.0024 (J)						0.15
3/27/2020				0.002 (J)	0.0093	0.28	0.0047		
9/14/2020	0.022	0.019	0.001 (J)	0.0022 (J)					
9/15/2020					0.0076	0.25	0.0043	0.00041 (J)	0.12
2/9/2021	0.03	0.019	0.0014 (J)	0.0024 (J)	0.0052	0.26	0.0045		
2/10/2021								0.00049 (J)	0.11
3/30/2021									0.11
3/31/2021	0.026					0.26			
4/1/2021							0.0049	0.00041 (J)	
4/6/2021					0.0072				
4/7/2021		0.019	0.0017 (J)	0.0018 (J)					
8/18/2021								0.00043 (J)	0.095
8/19/2021	0.022	0.014		0.0021 (J)	0.0047	0.27	0.0051		

ND substitution: RL or RL/2 if <15% NDs.

Confidence Interval

Constituent: Cobalt (mg/L) Analysis Run 5/1/2024 4:31 PM View: Confidence Interval

Plant Scherer Data: Scherer AP

	SGWC-10	SGWC-11	SGWC-12	SGWC-13	SGWC-14	SGWC-15	SGWC-16	SGWC-17	SGWC-18
8/20/2021			0.0019 (J)						
2/10/2022		0.021	0.00079 (J)				0.0049		0.09
2/11/2022	0.023			0.0015 (J)		0.23		0.00036 (J)	
2/14/2022					0.0065				
8/18/2022		0.012	0.001 (J)	0.0019 (J)					
8/19/2022	0.022				0.01	0.25			
8/23/2022									0.088
8/31/2022							0.0054	0.00045 (J)	
2/22/2023	0.025	0.023						0.00043 (J)	0.072
2/23/2023			0.0014 (J)	0.0016 (J)	0.0047	0.23	0.0056		
8/2/2023		0.022		0.0016 (J)					
8/7/2023	0.025		0.0013 (J)			0.26		0.00052 (J)	0.064
8/8/2023					0.0092		0.0069		
2/23/2024	0.03	0.022	0.0018 (J)	0.0015 (J)					
2/26/2024						0.27	0.0073	0.0006 (J)	
2/27/2024					0.0038				0.069
Mean	0.02625	0.02404	0.002851	0.00464	0.008654	0.2641	0.004313	0.0008258	0.1238
Std. Dev.	0.007891	0.005976	0.001398	0.003673	0.003869	0.01666	0.001148	0.0007567	0.04037
Upper Lim.	0.03018	0.02702	0.003548	0.0051	0.01058	0.2724	0.004885	0.0007	0.1439
Lower Lim.	0.02232	0.02106	0.002154	0.00246	0.006726	0.2558	0.003741	0.00043	0.1037

Confidence Interval

Constituent: Cobalt (mg/L) Analysis Run 5/1/2024 4:31 PM View: Confidence Interval

Plant Scherer Data: Scherer AP

	SGWC-19	SGWC-20	SGWC-21	SGWC-22	SGWC-23	SGWC-6	SGWC-7	SGWC-8	SGWC-9
5/11/2016						<0.0025	0.0116	0.00265 (J)	0.0156
5/12/2016		0.261	<0.0025	0.00619 (J)	<0.0025				
5/13/2016	<0.0025								
6/27/2016						0.002 (J)	0.0143	0.0012 (J)	
6/29/2016	0.0006 (J)	0.23	<0.0025	0.0051 (J)	<0.0025				0.0147
8/17/2016						0.0018 (J)	0.012	0.00049 (J)	
8/19/2016				0.0045	<0.0025				
8/22/2016	0.00066 (J)	0.25	<0.0025						0.017
10/17/2016						0.0016 (J)		<0.0025	
10/18/2016	0.00095 (J)	0.26	<0.0025	0.0043	<0.0025		0.0099		0.017
12/6/2016						0.0012 (J)	0.011	<0.0025	
12/7/2016			<0.0025	0.0034	<0.0025				0.014
12/8/2016	0.00078 (J)	0.26							
2/14/2017						0.0022 (J)	0.0093	<0.0025	
2/15/2017					<0.0025				
2/16/2017	0.00049 (J)	0.23	<0.0025	0.0031					0.014
4/12/2017						0.0023 (J)	0.0062	<0.0025	
4/13/2017	<0.0025	0.19	<0.0025	0.0031	<0.0025				0.014
6/27/2017						0.0045	0.021	<0.0025	0.013
6/28/2017	<0.0025	0.19	<0.0025	0.0029	<0.0025				
3/27/2018					<0.0025	0.004	0.0054	<0.0025	
3/28/2018	<0.0025	0.18	<0.0025	0.0022 (J)					0.0087
6/6/2018						0.0021 (J)	0.0034	<0.0025	0.0064
6/7/2018		0.21	<0.0025	0.0022 (J)	<0.0025				
6/8/2018	<0.0025								
10/8/2018			<0.0025	0.0021 (J)	<0.0025	<0.0025			
10/9/2018	<0.0025						0.013	<0.0025	0.0049
10/18/2018		0.16							
2/19/2019				0.0018 (J)	<0.0025				
2/20/2019	0.00012 (J)	0.18	0.00011 (J)			0.00011 (J)	0.0057	0.00014 (J)	0.01
4/1/2019							0.0046	<0.0025	0.01
4/2/2019	<0.0025	0.13	<0.0025	0.0018 (J)	<0.0025	<0.0025			
9/16/2019						0.00013 (J)			0.001 (J)
9/17/2019	0.00013 (J)	0.13	8.7E-05 (J)				0.0039	0.00013 (J)	
9/18/2019				0.002 (J)	0.00013 (J)				
2/18/2020		0.12	0.00014 (J)	0.0018 (J)	<0.0025	<0.0025	0.0067	<0.0025	
2/19/2020	0.00015 (J)								0.0082
3/23/2020	<0.0025	0.22	0.00016 (J)						
3/24/2020				0.0016 (J)	<0.0025				
3/25/2020						0.00027 (J)		0.00032 (J)	0.0064
3/26/2020							0.0033		
9/14/2020						<0.0025	0.0063	<0.0025	0.00048 (J)
9/15/2020	0.00016 (J)	0.098	0.00022 (J)	0.0014 (J)	<0.0025				
2/9/2021						<0.0025	0.0069	<0.0025	0.0032
2/10/2021	0.00013 (J)	0.17	0.00017 (J)	0.0015 (J)	<0.0025				
3/30/2021	<0.0025	0.15	0.00016 (J)						
3/31/2021				0.0011 (J)	<0.0025				0.0046
4/1/2021						<0.0025	0.0029	<0.0025	
8/18/2021			0.00016 (J)	0.001 (J)	<0.0025	0.00024 (J)	0.0021 (J)	0.00021 (J)	
8/19/2021	<0.0025	0.2							0.00072 (J)
2/9/2022						<0.0025	0.0024 (J)		
2/10/2022				0.0016 (J)	<0.0025			<0.0025	0.0022 (J)

ND substitution: RL or RL/2 if <15% NDs.

Confidence Interval

Constituent: Cobalt (mg/L) Analysis Run 5/1/2024 4:31 PM View: Confidence Interval

Plant Scherer Data: Scherer AP

	SGWC-19	SGWC-20	SGWC-21	SGWC-22	SGWC-23	SGWC-6	SGWC-7	SGWC-8	SGWC-9
2/11/2022	0.00045 (J)	0.14	<0.0025						
8/18/2022							0.0012 (J)	0.00075 (J)	0.00084 (J)
8/19/2022						<0.0025			
8/22/2022	<0.0025	0.11	<0.0025	0.001 (J)	<0.0025				
2/22/2023	<0.0025	0.082				0.0003 (J)	0.0014 (J)	<0.0025	0.00062 (J)
2/23/2023			<0.0025	0.00069 (J)	<0.0025				
8/1/2023						<0.0025			
8/7/2023	<0.0025	0.093		0.00087 (J)					0.00053 (J)
8/8/2023			<0.0025		<0.0025		0.00049 (J)	<0.0025	
2/20/2024	<0.0025					<0.0025			
2/21/2024				0.00072 (J)	<0.0025		0.00032 (J)	<0.0025	0.00066 (J)
2/26/2024		0.14							
2/27/2024			<0.0025						
Mean	0.001585	0.1754	0.001748	0.002319	0.002405	0.00201	0.006612	0.001936	0.00755
Std. Dev.	0.001072	0.05546	0.001119	0.001442	0.000474	0.001119	0.005078	0.0009582	0.005979
Upper Lim.	0.0025	0.203	0.0025	0.002826	0.0025	0.0025	0.009143	0.0025	0.014
Lower Lim.	0.00049	0.1477	0.00017	0.001527	0.00013	0.0016	0.004081	0.0012	0.001

ND substitution: RL or RL/2 if <15% NDs.

Confidence Interval

Constituent: Combined Radium 226 + 228 (pCi/L) Analysis Run 5/1/2024 4:31 PM View: Confidence Interval

Plant Scherer Data: Scherer AP

	PZ-14S	PZ-17I	PZ-39S	PZ-40I	PZ-42I	PZ-43S	SGWC-10	SGWC-11	SGWC-12
5/11/2016							0.26 (U)	0.182 (U)	0.433
6/28/2016							1.57	0.858	0.435 (U)
8/17/2016							0.548 (U)	0.367 (U)	
8/18/2016									0.214 (U)
10/17/2016							-0.0725 (U)	0.551	0.316 (U)
12/6/2016							0.496	0.438	0.0575 (U)
2/15/2017							0.321 (U)	-0.0831 (U)	-0.0321 (U)
4/12/2017							-0.0397 (U)	0.343 (U)	0.00949 (U)
6/27/2017							0.47	0.369	0.183 (U)
3/27/2018							0.136 (U)	0.172 (U)	0.445
6/6/2018							0.123 (U)	0.153 (U)	0.0775 (U)
10/8/2018									0.865
10/9/2018							0.387		
10/16/2018								1.06	
10/17/2018			0.0623 (U)						
10/18/2018		0.882		1.59	0.188 (U)	1.64			
2/20/2019							0.0159 (U)	0.708	0.161 (U)
4/1/2019							0.452	0.173 (U)	0.372
9/16/2019								0.251 (U)	0.569 (U)
9/17/2019							0.226 (U)		
2/18/2020	0.163 (U)							0.203 (U)	
2/19/2020							0.0222 (U)		0.166 (U)
3/25/2020							0.253 (U)	0.204 (U)	
3/26/2020									0.604
9/14/2020							0.125 (U)	-0.0264 (U)	0.575
2/9/2021							-0.0573 (U)	0.114 (U)	0.146 (U)
3/31/2021							0.188 (U)		
4/7/2021								0.0576 (U)	0.0695 (U)
8/19/2021							0.102 (U)	0.755	
8/20/2021									0.0109 (U)
2/8/2022	0.0627 (U)								
2/9/2022		0.31 (U)	0.332 (U)		0.274 (U)	0.412 (U)			
2/10/2022				0.366 (U)				0.11 (U)	0.279 (U)
2/11/2022							0.436		
8/18/2022								0.393 (U)	0.384 (U)
8/19/2022							0.606		
8/22/2022					0.401 (U)				
8/23/2022	0.432 (U)		0.565	0.986					
8/24/2022		0.125 (U)				0.241 (U)			
2/22/2023							0.285 (U)	-0.172 (U)	
2/23/2023	0.413 (U)	0.255 (U)			0.651				0.784
2/24/2023			0.131 (U)	0.714		0.602			
8/1/2023	0.451 (U)	0.207 (U)		0.488 (U)					
8/2/2023			0.537 (U)		0.426 (U)	0.256 (U)		1.23	
8/7/2023							0.0602 (U)		0.366 (U)
2/23/2024							0.587	0.189 (U)	0.612
2/26/2024		5.77							
2/27/2024			0.503 (U)	1.88	0.116 (U)	0.518 (U)			
2/28/2024	0.103 (U)								
Mean	0.2708	1.258	0.3551	1.004	0.3427	0.6115	0.3	0.344	0.3241
Std. Dev.	0.1799	2.227	0.217	0.6113	0.1926	0.5235	0.3363	0.3469	0.2477
Upper Lim.	0.5626	3.153	0.6532	1.844	0.6072	1.286	0.452	0.5169	0.4475

Confidence Interval

Constituent: Combined Radium 226 + 228 (pCi/L) Analysis Run 5/1/2024 4:31 PM View: Confidence Interval

Plant Scherer Data: Scherer AP

	PZ-14S	PZ-17I	PZ-39S	PZ-40I	PZ-42I	PZ-43S	SGWC-10	SGWC-11	SGWC-12
Lower Lim.	0.05389	0.06925	0.05691	0.1642	0.07812	0.1139	0.102	0.1711	0.2006

Confidence Interval

Constituent: Combined Radium 226 + 228 (pCi/L) Analysis Run 5/1/2024 4:31 PM View: Confidence Interval

Plant Scherer Data: Scherer AP

	SGWC-13	SGWC-14	SGWC-15	SGWC-16	SGWC-17	SGWC-18	SGWC-19	SGWC-20	SGWC-21
5/12/2016	0.0531 (U)	0.106 (U)	0.344 (U)	0.0196 (U)	0.134 (U)			0.556	0.216 (U)
5/13/2016						0.103 (U)	-0.115 (U)		
6/28/2016	0.483 (U)	0.735 (U)	0.256 (U)	0.418 (U)					
6/29/2016					0.391 (U)		0.396 (U)	0.162 (U)	0.253 (U)
6/30/2016						0.593 (U)			
8/18/2016	0.286 (U)	0.212 (U)	0.503 (U)	0.199 (U)	0.498 (U)				
8/22/2016						0.17 (U)	-0.102 (U)	0.433 (U)	0.115 (U)
10/17/2016	0.472	-0.187 (U)							
10/18/2016			0.171 (U)	0.0404 (U)			0.352 (U)	0.741	0.593
10/19/2016					0.639	0.433			
12/6/2016	0.903								
12/7/2016		0.701	0.375 (U)	0.426	0.239 (U)	0.435 (U)			0.897
12/8/2016							0.431 (U)	1.06	
2/15/2017	-0.223 (U)	0.155 (U)	0.0801 (U)		0.175 (U)				
2/16/2017				0.163 (U)		0.101 (U)	0.146 (U)	0.382 (U)	0.132 (U)
4/12/2017	0.21 (U)	0.233 (U)	0.197 (U)						
4/13/2017				0.0522 (U)	-0.00846 (U)	-0.0014 (U)	0.127 (U)	0.189 (U)	0.287 (U)
6/27/2017	0.0574 (U)	0.302	0.0274 (U)	0.222 (U)	0.186 (U)				
6/28/2017						0.512	0.11 (U)	0.84	0.143 (U)
3/27/2018	0.145 (U)	0.306 (U)	0.285 (U)	0.387 (U)	0.249 (U)				
3/28/2018						0.428	0.247 (U)	0.334 (U)	0.38
6/7/2018	0.235 (U)	0.211 (U)	0.64	0.283 (U)	0.172 (U)			0.235 (U)	0.514
6/8/2018						0.32 (U)	0.0462 (U)		
10/8/2018	0.64	0.636		0.799	0.682				0.374
10/9/2018							0.584		
10/16/2018			0.731						
10/18/2018						0.304 (U)		0.399	
2/20/2019	0.222 (U)	0.147 (U)	0.573	0.0684 (U)	0.278 (U)	0.139 (U)	0.114 (U)	0.353	0.239 (U)
4/1/2019	0.36	-0.138 (U)	0.0499 (U)						
4/2/2019				0.167 (U)	-0.0476 (U)	0.336 (U)	0.11 (U)	0.271 (U)	0.218 (U)
9/17/2019	0.143 (U)	0.264 (U)	0.441 (U)	0.558	0.235 (U)	0.449	0.302 (U)	0.591	-0.04 (U)
2/18/2020								0.474	0.287 (U)
2/19/2020	0.218 (U)	0.0061 (U)	0.415 (U)	0.0321 (U)	0.217 (U)		0.308 (U)		
2/20/2020						0.22 (U)			
3/23/2020							0.171 (U)	0.258 (U)	0.384
3/24/2020					0.426				
3/26/2020						0.366 (U)			
3/27/2020	0.235 (U)	0.206 (U)	0.39 (U)	0.305 (U)					
9/14/2020	0.613								
9/15/2020		0.131 (U)	0.546	-0.0426 (U)	0.661	1.74	1.55	0.831	1.6
2/9/2021	0.307 (U)	-0.121 (U)	0.222 (U)	-0.00967 (U)					
2/10/2021					0.55	0.423 (U)	0.235 (U)	0.331 (U)	0.5
3/30/2021						0.439 (U)	0.511	0.572	0.955
3/31/2021			0.311 (U)						
4/1/2021				0.0901 (U)	0.0517 (U)				
4/6/2021		-0.0391 (U)							
4/7/2021	0.356 (U)								
8/18/2021					0.13 (U)	0.277 (U)			0.505
8/19/2021	0.228 (U)	-0.0806 (U)	0.518	0.037 (U)			-0.0514 (U)	-0.21 (U)	
2/10/2022				0.595		0.244 (U)			
2/11/2022	0.631		0.5		0.233 (U)		0.456 (U)	0.259 (U)	0.689
2/14/2022		0.377 (U)							

Confidence Interval

Constituent: Combined Radium 226 + 228 (pCi/L) Analysis Run 5/1/2024 4:31 PM View: Confidence Interval

Plant Scherer Data: Scherer AP

	SGWC-13	SGWC-14	SGWC-15	SGWC-16	SGWC-17	SGWC-18	SGWC-19	SGWC-20	SGWC-21
8/18/2022	0.377 (U)								
8/19/2022		0.378 (U)	0.459						
8/22/2022							0.356 (U)	0.475 (U)	0.565
8/23/2022						0.345 (U)			
8/31/2022				0.31 (U)	0.434 (U)				
2/22/2023					0.0917 (U)	0.0285 (U)	0.297 (U)	0.154 (U)	
2/23/2023	0.506 (U)	0.0406 (U)	0.0665 (U)	0.183 (U)					0.526 (U)
8/2/2023	0.631								
8/7/2023			0.819		0.262 (U)	-0.16 (U)	0.132 (U)	0.0467 (U)	
8/8/2023		0.177 (U)		0.0269 (U)					0.496 (U)
2/20/2024							0.544		
2/23/2024	0.242 (U)								
2/26/2024			0.353 (U)	0.633	0.559 (U)			0.357 (U)	
2/27/2024		0.788				0.591			2.32
Mean	0.3332	0.2218	0.3709	0.2385	0.2975	0.3534	0.2903	0.4037	0.5259
Std. Dev.	0.2387	0.269	0.2103	0.2289	0.209	0.3441	0.325	0.2731	0.5019
Upper Lim.	0.4522	0.3559	0.4757	0.3526	0.4017	0.435	0.396	0.5398	0.565
Lower Lim.	0.2143	0.08778	0.2661	0.1244	0.1933	0.17	0.114	0.2676	0.239

Confidence Interval

Constituent: Combined Radium 226 + 228 (pCi/L) Analysis Run 5/1/2024 4:31 PM View: Confidence Interval

Plant Scherer Data: Scherer AP

	SGWC-22	SGWC-23	SGWC-6	SGWC-7	SGWC-8	SGWC-9
5/11/2016			0.0394 (U)	0.214 (U)	2.05	0.134 (U)
5/12/2016	0.285 (U)	0.801				
6/27/2016			0.624 (U)	0.581 (U)	2.9	
6/29/2016	1.1	0.423 (U)				0.665 (U)
8/17/2016			0.572	0.665	2.57	
8/19/2016	0.367 (U)	0.869				
8/22/2016						0.391 (U)
10/17/2016			0.307 (U)		2.08	
10/18/2016	0.276 (U)	0.881		0.453		0.521
12/6/2016			0.122 (U)	0.368 (U)	2.25	
12/7/2016	0.318 (U)	0.455				0.367 (U)
2/14/2017			0.166 (U)	0.328 (U)	1.77	
2/15/2017		0.635				
2/16/2017	0.168 (U)					0.076 (U)
4/12/2017			0.355 (U)	0.206 (U)	2.72	
4/13/2017	0.3 (U)	0.413				0.239 (U)
6/27/2017			0.0783 (U)	0.598	2.07	0.268 (U)
6/28/2017	0.0844 (U)	0.331 (U)				
3/27/2018		0.61	0.0443 (U)	0.546	2.3	
3/28/2018	0.0661 (U)					0.378
6/6/2018			0.127 (U)	0.165 (U)	1.59	-0.0272 (U)
6/7/2018	0.222 (U)	0.64				
10/8/2018	0.499	0.437	0.77			
10/9/2018				0.385	3.01	0.565
2/19/2019	0.532	0.301 (U)				
2/20/2019			0.25 (U)	0.433	2.5	0.425
4/1/2019				0.675	1.91	-0.0113 (U)
4/2/2019	0.313 (U)	0.516	0.3 (U)			
9/16/2019			0.0805 (U)			-0.116 (U)
9/17/2019				0.341 (U)	2.04	
9/18/2019	0.101 (U)	0.285 (U)				
2/18/2020	0.0109 (U)	0.399	-0.0675 (U)	0.326 (U)	2.06	
2/19/2020						0.0604 (U)
3/24/2020	0.188 (U)	0.183 (U)				
3/25/2020			0.411 (U)		2.99	0.206 (U)
3/26/2020				0.151 (U)		
9/14/2020			0.334 (U)	0.123 (U)	2.16	0.502 (U)
9/15/2020	1.82	1.03				
2/9/2021			0.273 (U)	0.721	2.92	0.0162 (U)
2/10/2021	0.167 (U)	0.46				
3/31/2021	0.0687 (U)	0.37 (U)				0.153 (U)
4/1/2021			0.544	0.329 (U)	2.26	
8/18/2021	0.026 (U)	0.603	-0.0332 (U)	0.726	1.68	
8/19/2021						0.145 (U)
2/9/2022			0.145 (U)	0.659		
2/10/2022	0.346 (U)	0.204 (U)			2.08	0.179 (U)
8/18/2022				0.309 (U)	2.58	0.275 (U)
8/19/2022			0.243 (U)			
8/22/2022	0.632	0.0738 (U)				
2/22/2023			0.0662 (U)	-0.191 (U)	0.866	0.473 (U)
2/23/2023	0.322 (U)	0.314 (U)				
8/1/2023			0.11 (U)			

Confidence Interval

Constituent: Combined Radium 226 + 228 (pCi/L) Analysis Run 5/1/2024 4:31 PM View: Confidence Interval

Plant Scherer Data: Scherer AP

	SGWC-22	SGWC-23	SGWC-6	SGWC-7	SGWC-8	SGWC-9
8/7/2023	0.268 (U)					0.619
8/8/2023		0.0999 (U)		0.12 (U)	1.75	
2/20/2024			0.538			
2/21/2024	0.289 (U)	0.412 (U)		0.22 (U)	1.29	-0.0257 (U)
Mean	0.3508	0.4698	0.256	0.378	2.176	0.2591
Std. Dev.	0.3822	0.2437	0.22	0.2293	0.5311	0.2227
Upper Lim.	0.4414	0.5913	0.3656	0.4924	2.441	0.3701
Lower Lim.	0.1592	0.3483	0.1463	0.2637	1.911	0.1481

Confidence Interval

Constituent: Fluoride, total (mg/L) Analysis Run 5/1/2024 4:31 PM View: Confidence Interval

Plant Scherer Data: Scherer AP

	PZ-13S	PZ-14S	PZ-17I	PZ-39S	PZ-40I	PZ-41S	PZ-42I	PZ-43S	PZ-44I
10/16/2018									<0.2
10/17/2018				0.087 (J)					
10/18/2018			<0.2		<0.2	<0.2	0.083 (J)	<0.2	
2/8/2022	<0.2	<0.2							
2/9/2022			0.028 (J)	<0.2		<0.2	0.033 (J)	0.028 (J)	<0.2
2/10/2022					<0.2				
8/22/2022							0.043 (J)		
8/23/2022		0.029 (J)		0.043 (J)	0.036 (J)				
8/24/2022	0.069 (J)		0.046 (J)			0.035 (J)		0.037 (J)	0.031 (J)
2/23/2023	0.042 (J)	0.043 (J)	0.049 (J)			0.06 (J)	0.079 (J)		
2/24/2023				0.062 (J)	0.047 (J)			0.042 (J)	
2/28/2023									0.034 (J)
8/1/2023		<0.2	0.052 (J)		<0.2				
8/2/2023	<0.2			0.04 (J)		<0.2	0.053 (J)	<0.2	<0.2
2/21/2024	<0.2								
2/23/2024									<0.2
2/26/2024			<0.2						
2/27/2024				<0.2	<0.2	<0.2	<0.2	<0.2	
2/28/2024		<0.2							
Mean	0.1422	0.1344	0.09583	0.1053	0.1472	0.1492	0.08183	0.1178	0.1442
Std. Dev.	0.07972	0.08996	0.08112	0.07522	0.08192	0.07915	0.06115	0.09012	0.0865
Upper Lim.	0.2	0.2	0.2	0.08404	0.2	0.2	0.0867	0.2	0.2
Lower Lim.	0.042	0.029	0.028	0.03451	0.036	0.035	0.03273	0.028	0.031

ND substitution: RL or RL/2 if <15% NDs.

Confidence Interval

Constituent: Fluoride, total (mg/L) Analysis Run 5/1/2024 4:31 PM View: Confidence Interval

Plant Scherer Data: Scherer AP

	PZ-69I	SGWC-10	SGWC-11	SGWC-12	SGWC-13	SGWC-14	SGWC-15	SGWC-16	SGWC-17
5/11/2016		0.019 (J)	0.033 (J)	0.11 (J)					
5/12/2016					0.042 (J)	0.031 (J)	0.1071 (J)	0.011 (J)	0.066 (J)
6/28/2016		<0.2	0.08 (J)	0.18 (J)	0.15 (J)	0.03 (J)	0.26 (J)	0.09 (J)	
6/29/2016									0.17 (J)
8/17/2016		<0.2	<0.2						
8/18/2016				0.12 (J)	<0.2	<0.2	0.14 (J)	<0.2	<0.2
10/17/2016		<0.2	<0.2	0.082 (J)	<0.2	<0.2			
10/18/2016							0.12 (J)	<0.2	
10/19/2016									<0.2
12/6/2016		<0.2	<0.2	0.11 (J)	<0.2				
12/7/2016						<0.2	0.13 (J)	<0.2	<0.2
2/15/2017		<0.2	<0.2	0.13 (J)	<0.2	<0.2	0.12 (J)		0.089 (J)
2/16/2017								<0.2	
4/12/2017		<0.2	<0.2	0.088 (J)	<0.2	<0.2	0.11 (J)		
4/13/2017								<0.2	<0.2
6/27/2017		<0.2	<0.2	0.1 (J)	<0.2	<0.2	0.13 (J)	<0.2	<0.2
10/11/2017			<0.2	<0.2	<0.2	<0.2			
10/12/2017		<0.2					0.13 (J)	<0.2	<0.2
3/27/2018		<0.2	<0.2	<0.2	<0.2	<0.2	0.12 (J)	<0.2	<0.2
6/6/2018		<0.2	<0.2	<0.2					
6/7/2018					<0.2	<0.2	0.14 (J)	<0.2	<0.2
10/8/2018				<0.2	<0.2	<0.2		<0.2	<0.2
10/9/2018		<0.2							
10/16/2018			<0.2				0.14 (J)		
2/20/2019		<0.2	<0.2	0.052 (J)	<0.2	<0.2	0.33	<0.2	0.034 (J)
4/1/2019		<0.2	<0.2	0.048 (J)	<0.2	<0.2	0.072 (J)		
4/2/2019								<0.2	0.045 (J)
9/16/2019			<0.2	0.065 (J)					
9/17/2019		<0.2			0.04 (J)	0.028 (J)	0.1	<0.2	0.047 (J)
2/18/2020			<0.2						
2/19/2020		<0.2		0.064 (J)	0.027 (J)	0.026 (J)	0.13	<0.2	0.046 (J)
3/24/2020									0.058 (J)
3/25/2020		0.031 (J)	0.058 (J)						
3/26/2020				0.081 (J)					
3/27/2020					0.045 (J)	0.041 (J)	0.13	0.027 (J)	
9/14/2020		<0.2	<0.2	0.042 (J)	<0.2				
9/15/2020						0.04 (J)	0.15	0.037 (J)	0.052 (J)
2/9/2021		<0.2	<0.2	0.074 (J)	<0.2	<0.2	0.14	<0.2	
2/10/2021									0.03 (J)
3/31/2021		0.047 (J)					0.12		
4/1/2021								<0.2	0.051 (J)
4/6/2021						<0.2			
4/7/2021			<0.2	0.066 (J)	0.053 (J)				
8/18/2021									0.087 (J)
8/19/2021		<0.2	<0.2		<0.2	<0.2	0.12	0.038 (J)	
8/20/2021				0.082 (J)					
2/10/2022	0.15		<0.2	0.06 (J)				<0.2	
2/11/2022		0.03 (J)			0.045 (J)		0.14		0.064 (J)
2/14/2022						0.035 (J)			
8/18/2022			0.034 (J)	0.052 (J)	0.038 (J)				
8/19/2022		<0.2				<0.2	0.11		
8/24/2022	0.21								

ND substitution: RL or RL/2 if <15% NDs.

Confidence Interval

Constituent: Fluoride, total (mg/L) Analysis Run 5/1/2024 4:31 PM View: Confidence Interval

Plant Scherer Data: Scherer AP

	PZ-69I	SGWC-10	SGWC-11	SGWC-12	SGWC-13	SGWC-14	SGWC-15	SGWC-16	SGWC-17
8/31/2022								0.058 (J)	0.058 (J)
2/22/2023		0.045 (J)	0.063 (J)						0.06 (J)
2/23/2023				0.089 (J)	0.077 (J)	0.068 (J)	0.11	0.045 (J)	
2/24/2023	0.083 (J)								
8/2/2023	0.087 (J)		<0.2		<0.2				
8/7/2023		<0.2		0.078 (J)			0.13		0.076 (J)
8/8/2023						<0.2		<0.2	
2/23/2024	<0.2	<0.2	<0.2	<0.2	<0.2				
2/26/2024							<0.2	<0.2	<0.2
2/27/2024						<0.2			
Mean	0.146	0.1682	0.1718	0.1067	0.1507	0.15	0.1357	0.1579	0.1167
Std. Dev.	0.06016	0.06672	0.05939	0.05482	0.07231	0.07688	0.05073	0.07176	0.07179
Upper Lim.	0.2105	0.2	0.2	0.09244	0.2	0.2	0.14	0.2	0.2
Lower Lim.	0.04419	0.047	0.08	0.06409	0.053	0.041	0.11	0.09	0.052

ND substitution: RL or RL/2 if <15% NDs.

Confidence Interval

Constituent: Fluoride, total (mg/L) Analysis Run 5/1/2024 4:31 PM View: Confidence Interval

Plant Scherer Data: Scherer AP

	SGWC-18	SGWC-19	SGWC-20	SGWC-21	SGWC-22	SGWC-23	SGWC-6	SGWC-7	SGWC-8
5/11/2016							0.133 (J)	0.245 (J)	0.362
5/12/2016			0.259 (J)	0.079 (J)	0.029 (J)	0.0341 (J)			
5/13/2016	0.0343 (J)	0.0126 (J)							
6/27/2016							0.21 (J)	0.23 (J)	0.45
6/29/2016		0.18 (J)	0.45	0.15 (J)	0.04 (J)	0.04 (J)			
6/30/2016	0.18 (J)								
8/17/2016							0.14 (J)	0.22	0.54
8/19/2016					<0.2	<0.2			
8/22/2016	<0.2	<0.2	0.33	0.083 (J)					
10/17/2016							0.11 (J)		0.51
10/18/2016		<0.2	0.26	<0.2	<0.2	<0.2		0.24	
10/19/2016	<0.2								
12/6/2016							0.14 (J)	0.26	0.58
12/7/2016	<0.2			<0.2	<0.2	<0.2			
12/8/2016		<0.2	0.28						
2/14/2017							0.2	0.17 (J)	0.39
2/15/2017						0.092 (J)			
2/16/2017	<0.2	<0.2	0.28	0.12 (J)	0.1 (J)				
4/12/2017							0.089 (J)	0.2	0.41
4/13/2017	<0.2	<0.2	0.2	<0.2	<0.2	<0.2			
6/27/2017							0.085 (J)	0.23	0.47
6/28/2017	<0.2	<0.2	0.22	0.1 (J)	<0.2	<0.2			
10/11/2017							0.089 (J)	0.21	
10/12/2017	<0.2	<0.2	0.18 (J)	<0.2	<0.2	<0.2			0.47
3/27/2018						<0.2	<0.2	0.19 (J)	0.4
3/28/2018	<0.2	<0.2	0.19 (J)	<0.2	<0.2				
6/6/2018							<0.2	0.2	0.4
6/7/2018			0.21	<0.2	<0.2	<0.2			
6/8/2018	<0.2	<0.2							
10/8/2018				<0.2	<0.2	<0.2	<0.2		
10/9/2018		<0.2						0.2	0.47
10/18/2018	<0.2		0.23						
2/19/2019					<0.2	0.055 (J)			
2/20/2019	<0.2	<0.2	0.2	0.051 (J)			0.092 (J)	0.2	0.32
4/1/2019								0.12 (J)	0.21
4/2/2019	0.05 (J)	<0.2	0.15 (J)	0.066 (J)	<0.2	0.036 (J)	0.1 (J)		
9/16/2019							0.099 (J)		
9/17/2019	0.034 (J)	<0.2	0.14	0.077 (J)				0.2	0.47
9/18/2019					0.028 (J)	0.044 (J)			
2/18/2020			0.16	0.073 (J)	<0.2	0.082 (J)	0.11	0.2	0.38
2/19/2020		<0.2							
2/20/2020	<0.2								
3/23/2020		0.057 (J)	0.25	0.11					
3/24/2020					<0.2	0.081 (J)			
3/25/2020							0.13		0.31
3/26/2020	0.091 (J)							0.14	
9/14/2020							0.076 (J)	0.11	0.29
9/15/2020	<0.2	<0.2	0.15	0.061 (J)	<0.2	0.052 (J)			
2/9/2021							0.12	0.22	0.37
2/10/2021	<0.2	<0.2	0.19	0.049 (J)	<0.2	0.046 (J)			
3/30/2021	0.1 (J)	<0.2	0.18	0.074 (J)					
3/31/2021					<0.2	0.046 (J)			

ND substitution: RL or RL/2 if <15% NDs.

Confidence Interval

Constituent: Fluoride, total (mg/L) Analysis Run 5/1/2024 4:31 PM View: Confidence Interval

Plant Scherer Data: Scherer AP

	SGWC-18	SGWC-19	SGWC-20	SGWC-21	SGWC-22	SGWC-23	SGWC-6	SGWC-7	SGWC-8
4/1/2021							0.14	0.25	0.38
8/18/2021	0.099 (J)			0.12	0.054 (J)	0.11	0.19	0.31	0.48
8/19/2021		<0.2	0.17						
2/9/2022							0.19	0.27	
2/10/2022	0.039 (J)				<0.2	0.066 (J)			0.44
2/11/2022		<0.2	0.14	0.092 (J)					
8/18/2022								0.14	0.54
8/19/2022							0.12		
8/22/2022		0.041 (J)	0.22	0.09 (J)	0.038 (J)	0.052 (J)			
8/23/2022	0.1 (J)								
2/22/2023	0.061 (J)	0.046 (J)	0.13				0.11	0.16	0.52
2/23/2023				0.087 (J)	0.075 (J)	0.089 (J)			
8/1/2023							0.13		
8/7/2023	0.043 (J)	<0.2	0.18		0.04 (J)				
8/8/2023				0.097 (J)		0.077 (J)		0.21	0.78
2/20/2024		<0.2					<0.2		
2/21/2024					<0.2	<0.2		<0.2	1.1 (J)
2/26/2024			<0.2						
2/27/2024	<0.2			<0.2					
Mean	0.1474	0.1745	0.2096	0.1223	0.154	0.1155	0.1386	0.201	0.4632
Std. Dev.	0.06865	0.05934	0.07272	0.05699	0.07161	0.07045	0.0445	0.05052	0.1703
Upper Lim.	0.2	0.2	0.245	0.15	0.2	0.2	0.1275	0.2256	0.5224
Lower Lim.	0.091	0.18	0.1741	0.077	0.075	0.052	0.0942	0.1763	0.3795

ND substitution: RL or RL/2 if <15% NDs.

Confidence Interval

Constituent: Fluoride, total (mg/L) Analysis Run 5/1/2024 4:31 PM View: Confidence Interval

Plant Scherer Data: Scherer AP

	SGWC-9
5/11/2016	0.076 (J)
6/29/2016	0.13 (J)
8/22/2016	<0.2
10/18/2016	<0.2
12/7/2016	<0.2
2/16/2017	0.097 (J)
4/13/2017	<0.2
6/27/2017	<0.2
10/12/2017	<0.2
3/28/2018	<0.2
6/6/2018	<0.2
10/9/2018	<0.2
2/20/2019	0.074 (J)
4/1/2019	0.041 (J)
9/16/2019	0.057 (J)
2/19/2020	0.061 (J)
3/25/2020	0.079 (J)
9/14/2020	0.037 (J)
2/9/2021	0.05 (J)
3/31/2021	0.073 (J)
8/19/2021	0.078 (J)
2/10/2022	0.098 (J)
8/18/2022	0.51
2/22/2023	0.076 (J)
8/7/2023	0.11
2/21/2024	<0.2
Mean	0.1403
Std. Dev.	0.09874
Upper Lim.	0.09727
Lower Lim.	0.05899

ND substitution: RL or RL/2 if <15% NDs.

Confidence Interval

Constituent: Lead (mg/L) Analysis Run 5/1/2024 4:31 PM View: Confidence Interval

Plant Scherer Data: Scherer AP

	PZ-42I	SGWC-10	SGWC-12	SGWC-13	SGWC-14	SGWC-15	SGWC-16	SGWC-17	SGWC-18
5/11/2016		<0.001	<0.001						
5/12/2016				<0.001	<0.001	<0.001	<0.001	<0.001	
5/13/2016									<0.001
6/28/2016		<0.001	<0.001	<0.001	<0.001	<0.001	<0.001		
6/29/2016								<0.001	
6/30/2016									<0.001
8/17/2016		<0.001							
8/18/2016			<0.001	<0.001	<0.001	<0.001	<0.001	<0.001	
8/22/2016									<0.001
10/17/2016		<0.001	<0.001	<0.001	<0.001				
10/18/2016						<0.001	<0.001		
10/19/2016								<0.001	<0.001
12/6/2016		<0.001	<0.001	<0.001					
12/7/2016					<0.001	<0.001	<0.001	<0.001	<0.001
2/15/2017		<0.001	<0.001	<0.001	<0.001	<0.001		<0.001	
2/16/2017							<0.001		<0.001
4/12/2017		<0.001	<0.001	<0.001	<0.001	<0.001			
4/13/2017							<0.001	<0.001	<0.001
6/27/2017		<0.001	<0.001	<0.001	<0.001	<0.001	<0.001	<0.001	
6/28/2017									<0.001
3/27/2018		<0.001	<0.001	0.00039 (J)	<0.001	<0.001	<0.001	<0.001	
3/28/2018									<0.001
6/6/2018		<0.001	<0.001						
6/7/2018				<0.001	<0.001	<0.001	<0.001	<0.001	
6/8/2018									<0.001
10/8/2018			<0.001	<0.001	<0.001		<0.001	<0.001	
10/9/2018		<0.001							
10/16/2018						<0.001			
10/18/2018	<0.001								<0.001
2/20/2019		<0.001	<0.001	<0.001	<0.001	<0.001	<0.001	<0.001	<0.001
4/1/2019		<0.001	<0.001	<0.001	<0.001	<0.001			
4/2/2019							<0.001	<0.001	<0.001
9/16/2019			<0.001						
9/17/2019		0.00013 (J)		<0.001	0.00016 (J)	<0.001	<0.001	<0.001	<0.001
2/19/2020		0.00014 (J)	<0.001	<0.001	<0.001	<0.001	<0.001	<0.001	
2/20/2020									<0.001
3/24/2020								<0.001	
3/25/2020		<0.001							
3/26/2020			<0.001						<0.001
3/27/2020				<0.001	0.00066 (J)	0.00023 (J)	0.00013 (J)		
9/14/2020		<0.001	<0.001	<0.001					
9/15/2020					<0.001	<0.001	<0.001	<0.001	<0.001
2/9/2021		0.00013 (J)	<0.001	<0.001	<0.001	<0.001	<0.001		
2/10/2021								0.00017 (J)	0.00029 (J)
3/30/2021									<0.001
3/31/2021		<0.001				<0.001			
4/1/2021							<0.001	<0.001	
4/6/2021					<0.001				
4/7/2021			<0.001	<0.001					
8/18/2021								<0.001	0.00071 (J)
8/19/2021		<0.001		<0.001	<0.001	<0.001	<0.001		
8/20/2021			<0.001						

ND substitution: RL or RL/2 if <15% NDs.

Confidence Interval

Constituent: Lead (mg/L) Analysis Run 5/1/2024 4:31 PM View: Confidence Interval

Plant Scherer Data: Scherer AP

	PZ-42I	SGWC-10	SGWC-12	SGWC-13	SGWC-14	SGWC-15	SGWC-16	SGWC-17	SGWC-18
2/9/2022	<0.001								
2/10/2022			0.0002 (J)				<0.001		<0.001
2/11/2022		<0.001		<0.001		<0.001		<0.001	
2/14/2022					<0.001				
8/18/2022			<0.001	<0.001					
8/19/2022		<0.001			0.00028 (J)	<0.001			
8/22/2022	0.00019 (J)								
8/23/2022									<0.001
8/31/2022							<0.001	<0.001	
2/22/2023		<0.001						<0.001	<0.001
2/23/2023	<0.001		<0.001	<0.001	<0.001	<0.001	<0.001		
8/2/2023	<0.001			<0.001					
8/7/2023		<0.001	<0.001			<0.001		<0.001	<0.001
8/8/2023					<0.001		<0.001		
2/23/2024		<0.001	<0.001	0.00038 (J)					
2/26/2024						<0.001	<0.001	<0.001	
2/27/2024	<0.001				<0.001				<0.001
Mean	0.000865	0.000896	0.000968	0.0009508	0.000924	0.0009692	0.0009652	0.0009668	0.00096
Std. Dev.	0.0003307	0.0002874	0.00016	0.0001703	0.0002232	0.000154	0.000174	0.000166	0.0001511
Upper Lim.	0.001	0.001	0.001	0.001	0.001	0.001	0.001	0.001	0.001
Lower Lim.	0.00019	0.00014	0.0002	0.00039	0.00066	0.00023	0.00013	0.00017	0.00071

ND substitution: RL or RL/2 if <15% NDs.

Confidence Interval

Constituent: Lead (mg/L) Analysis Run 5/1/2024 4:31 PM View: Confidence Interval

Plant Scherer Data: Scherer AP

	SGWC-19	SGWC-20	SGWC-21	SGWC-22	SGWC-23	SGWC-6	SGWC-7	SGWC-8
5/11/2016						<0.001	<0.001	<0.001
5/12/2016		<0.001	<0.001	<0.001	<0.001			
5/13/2016	<0.001							
6/27/2016						<0.001	<0.001	<0.001
6/29/2016	<0.001	0.0005 (J)	9E-05 (J)	<0.001	9E-05 (J)			
8/17/2016						<0.001	0.00085 (J)	<0.001
8/19/2016				<0.001	<0.001			
8/22/2016	<0.001	<0.001	<0.001					
10/17/2016						<0.001		<0.001
10/18/2016	<0.001	<0.001	<0.001	<0.001	<0.001		<0.001	
12/6/2016						<0.001	<0.001	<0.001
12/7/2016			<0.001	<0.001	<0.001			
12/8/2016	<0.001	<0.001						
2/14/2017						<0.001	<0.001	<0.001
2/15/2017					<0.001			
2/16/2017	<0.001	0.00035 (J)	<0.001	<0.001				
4/12/2017						<0.001	<0.001	<0.001
4/13/2017	<0.001	<0.001	<0.001	<0.001	<0.001			
6/27/2017						<0.001	<0.001	<0.001
6/28/2017	<0.001	0.00041 (J)	<0.001	<0.001	<0.001			
3/27/2018					<0.001	<0.001	<0.001	<0.001
3/28/2018	<0.001	<0.001	<0.001	<0.001				
6/6/2018						<0.001	<0.001	<0.001
6/7/2018		<0.001	<0.001	<0.001	<0.001			
6/8/2018	<0.001							
10/8/2018			<0.001	<0.001	<0.001	<0.001		
10/9/2018	<0.001						<0.001	<0.001
10/18/2018		<0.001						
2/19/2019				<0.001	<0.001			
2/20/2019	<0.001	0.00027 (J)	<0.001			<0.001	<0.001	<0.001
4/1/2019							<0.001	<0.001
4/2/2019	<0.001	<0.001	<0.001	<0.001	<0.001	<0.001		
9/16/2019						<0.001		
9/17/2019	<0.001	0.00025 (J)	<0.001				<0.001	<0.001
9/18/2019				<0.001	<0.001			
2/18/2020		0.00025 (J)	<0.001	0.00018 (J)	<0.001	<0.001	<0.001	<0.001
2/19/2020	<0.001							
3/23/2020	<0.001	0.00023 (J)	<0.001					
3/24/2020				<0.001	<0.001			
3/25/2020						0.0002 (J)		0.00029 (J)
3/26/2020							<0.001	
9/14/2020						<0.001	<0.001	<0.001
9/15/2020	<0.001	0.00017 (J)	0.00022 (J)	0.00019 (J)	<0.001			
2/9/2021						<0.001	0.00014 (J)	0.00062 (J)
2/10/2021	<0.001	0.0003 (J)	0.00016 (J)	0.00016 (J)	<0.001			
3/30/2021	<0.001	0.00018 (J)	0.0002 (J)					
3/31/2021				0.00015 (J)	<0.001			
4/1/2021						<0.001	0.00015 (J)	<0.001
8/18/2021			0.00041 (J)	<0.001	<0.001	<0.001	<0.001	<0.001
8/19/2021	<0.001	0.00034 (J)						
2/9/2022						<0.001	<0.001	
2/10/2022				<0.001	<0.001			<0.001

ND substitution: RL or RL/2 if <15% NDs.

Confidence Interval

Constituent: Lead (mg/L) Analysis Run 5/1/2024 4:31 PM View: Confidence Interval

Plant Scherer Data: Scherer AP

	SGWC-19	SGWC-20	SGWC-21	SGWC-22	SGWC-23	SGWC-6	SGWC-7	SGWC-8
2/11/2022	0.00033 (J)	0.00021 (J)	<0.001					
8/18/2022							<0.001	<0.001
8/19/2022						<0.001		
8/22/2022	<0.001	0.00028 (J)	0.0002 (J)	0.00017 (J)	<0.001			
2/22/2023	<0.001	<0.001				<0.001	<0.001	<0.001
2/23/2023			<0.001	<0.001	<0.001			
8/1/2023						<0.001		
8/7/2023	<0.001	<0.001		<0.001				
8/8/2023			<0.001		<0.001		<0.001	<0.001
2/20/2024	<0.001					<0.001		
2/21/2024				<0.001	<0.001		<0.001	<0.001
2/26/2024		<0.001						
2/27/2024			<0.001					
Mean	0.0009732	0.0006296	0.0008112	0.000834	0.0009636	0.000968	0.0009256	0.0009564
Std. Dev.	0.000134	0.0003692	0.0003464	0.0003389	0.000182	0.00016	0.0002368	0.0001582
Upper Lim.	0.001	0.001	0.001	0.001	0.001	0.001	0.001	0.001
Lower Lim.	0.00033	0.00027	0.00041	0.00019	9E-05	0.0002	0.00085	0.00062

ND substitution: RL or RL/2 if <15% NDs.

Confidence Interval

Constituent: Lithium (mg/L) Analysis Run 5/1/2024 4:31 PM View: Confidence Interval

Plant Scherer Data: Scherer AP

	PZ-13S	PZ-14S	PZ-17I	PZ-40I	PZ-41S	PZ-42I	PZ-43S	PZ-44I	PZ-69I
10/16/2018								0.069	
10/18/2018			0.0017 (J)	0.015	0.0029 (J)	0.004 (J)	0.0015 (J)		
3/2/2020								<0.005	
4/2/2021		<0.005							
4/7/2021								0.02	
8/18/2021		<0.005						0.0095	
2/8/2022	0.0025 (J)	0.0015 (J)							
2/9/2022			<0.005		<0.005	0.0026 (J)	0.0031 (J)	0.01	
2/10/2022				0.01					0.0029 (J)
8/22/2022						0.0036 (J)			
8/23/2022		0.0011 (J)		0.01					
8/24/2022	0.0023 (J)		<0.005		0.00099 (J)		0.0032 (J)	0.011	0.0025 (J)
2/23/2023	0.0033 (J)	0.0022 (J)	0.0016 (J)		<0.005	0.0064			
2/24/2023				0.011			0.0046 (J)		0.0026 (J)
2/28/2023								0.014	
8/1/2023		<0.005	<0.005	0.0083					
8/2/2023	<0.005				<0.005	0.0055	<0.005	0.015	<0.005
2/21/2024	<0.005								
2/23/2024								0.01	<0.005
2/26/2024			<0.005						
2/27/2024				0.0071	<0.005	0.0049 (J)	0.0038 (J)		
2/28/2024		<0.005							
Mean	0.00362	0.003543	0.003883	0.01023	0.003982	0.0045	0.003533	0.01789	0.0036
Std. Dev.	0.001314	0.001846	0.00173	0.002719	0.001689	0.001374	0.001248	0.01975	0.001286
Upper Lim.	0.003424	0.005	0.005	0.01397	0.005	0.006388	0.004643	0.02883	0.005
Lower Lim.	0.001976	0.0011	0.0016	0.006498	0.00099	0.002612	0.001837	0.005439	0.0025

ND substitution: RL or RL/2 if <15% NDs.

Confidence Interval

Constituent: Lithium (mg/L) Analysis Run 5/1/2024 4:31 PM View: Confidence Interval

Plant Scherer Data: Scherer AP

	SGWC-10	SGWC-11	SGWC-12	SGWC-13	SGWC-14	SGWC-15	SGWC-16	SGWC-17	SGWC-18
5/11/2016	<0.005	<0.005	<0.005						
5/12/2016				<0.005	<0.005	<0.005	<0.005	<0.005	
5/13/2016									<0.005
6/28/2016	<0.005	0.0013 (J)	<0.005	<0.005	<0.005	0.0024 (J)	<0.005		
6/29/2016								<0.005	
6/30/2016									0.0032 (J)
8/17/2016	<0.005	<0.005							
8/18/2016			<0.005	<0.005	<0.005	<0.005	<0.005	<0.005	
8/22/2016									<0.005
10/17/2016	<0.005	<0.005	<0.005	<0.005	<0.005				
10/18/2016						<0.005	<0.005		
10/19/2016								<0.005	0.0042 (J)
12/6/2016	<0.005	<0.005	<0.005	<0.005					
12/7/2016					<0.005	<0.005	<0.005	<0.005	<0.005
2/15/2017	<0.005	<0.005	<0.005	<0.005	<0.005	<0.005		<0.005	
2/16/2017							<0.005		0.0034 (J)
4/12/2017	<0.005	<0.005	<0.005	<0.005	<0.005	<0.005			
4/13/2017							<0.005	<0.005	<0.005
6/27/2017	<0.005	<0.005	<0.005	<0.005	<0.005	<0.005	<0.005	<0.005	
6/28/2017									<0.005
3/27/2018	<0.005	0.0029 (J)	<0.005	<0.005	<0.005	0.0034 (J)	<0.005	0.0014 (J)	
3/28/2018									0.0056
6/6/2018	<0.005	0.0017 (J)	<0.005						
6/7/2018				<0.005	<0.005	0.003 (J)	<0.005	<0.005	
6/8/2018									0.0042 (J)
10/8/2018			<0.005	0.0014 (J)	0.0011 (J)		0.0015 (J)	<0.005	
10/9/2018	<0.005								
10/16/2018		0.0031 (J)				0.0034 (J)			
10/18/2018									0.0054
2/20/2019	<0.005	0.0031 (J)	<0.005	<0.005	<0.005	0.0038 (J)	<0.005	<0.005	0.0054
4/1/2019	<0.005	0.0017 (J)	0.0011 (J)	<0.005	<0.005	0.0025 (J)			
4/2/2019							<0.005	<0.005	0.0041 (J)
9/16/2019		<0.005	<0.005						
9/17/2019	<0.005			<0.005	<0.005	0.0037	<0.005	<0.005	0.005
2/18/2020		<0.005							
2/19/2020	<0.005		<0.005	<0.005	<0.005	<0.005	<0.005	<0.005	
2/20/2020									0.0045 (J)
3/24/2020								<0.005	
3/25/2020	<0.005	<0.005							
3/26/2020			<0.005						0.0046 (J)
3/27/2020				<0.005	<0.005	0.0038 (J)	<0.005		
9/14/2020	<0.005	<0.005	<0.005	<0.005					
9/15/2020					<0.005	0.0037 (J)	<0.005	<0.005	0.0049 (J)
2/9/2021	<0.005	<0.005	<0.005	<0.005	<0.005	<0.005	<0.005		
2/10/2021								<0.005	0.0055
3/30/2021									0.0043 (J)
3/31/2021	<0.005					<0.005			
4/1/2021							<0.005	<0.005	
4/6/2021					<0.005				
4/7/2021		<0.005	<0.005	<0.005					
8/18/2021								<0.005	0.0047 (J)
8/19/2021	<0.005	<0.005		<0.005	<0.005	<0.005	<0.005		

ND substitution: RL or RL/2 if <15% NDs.

Confidence Interval

Constituent: Lithium (mg/L) Analysis Run 5/1/2024 4:31 PM View: Confidence Interval

Plant Scherer Data: Scherer AP

	SGWC-10	SGWC-11	SGWC-12	SGWC-13	SGWC-14	SGWC-15	SGWC-16	SGWC-17	SGWC-18
8/20/2021			<0.005						
2/10/2022		0.0022 (J)	<0.005				<0.005		0.0039 (J)
2/11/2022	<0.005			<0.005		0.0027 (J)		<0.005	
2/14/2022					<0.005				
8/18/2022		0.0033 (J)	0.0012 (J)	0.0012 (J)					
8/19/2022	0.0011 (J)				0.0015 (J)	0.0038 (J)			
8/23/2022									0.0032 (J)
8/31/2022							0.0012 (J)	<0.005	
2/22/2023	<0.005	0.0024 (J)						<0.005	0.0035 (J)
2/23/2023			<0.005	<0.005	<0.005	0.0022 (J)	<0.005		
8/2/2023		<0.005		<0.005					
8/7/2023	<0.005		<0.005			<0.005		<0.005	<0.005
8/8/2023					<0.005		<0.005		
2/23/2024	<0.005	<0.005	<0.005	<0.005					
2/26/2024						<0.005	<0.005	<0.005	
2/27/2024					0.0021 (J)				0.0069
Mean	0.004844	0.004068	0.004692	0.004704	0.004588	0.004136	0.004708	0.004856	0.00466
Std. Dev.	0.00078	0.001337	0.001066	0.001025	0.001148	0.001006	0.001012	0.00072	0.0008475
Upper Lim.	0.005	0.005	0.005	0.005	0.005	0.005	0.005	0.005	0.004785
Lower Lim.	0.0011	0.0029	0.0012	0.0014	0.0021	0.0034	0.0015	0.0014	0.003897

ND substitution: RL or RL/2 if <15% NDs.

Confidence Interval

Constituent: Lithium (mg/L) Analysis Run 5/1/2024 4:31 PM View: Confidence Interval

Plant Scherer Data: Scherer AP

	SGWC-19	SGWC-20	SGWC-21	SGWC-22	SGWC-23	SGWC-6	SGWC-7	SGWC-8	SGWC-9
5/11/2016						<0.005	<0.05 (O)	<0.005	<0.005
5/12/2016		<0.05 (O)	<0.005	<0.005	<0.005				
5/13/2016	<0.005								
6/27/2016						<0.005	0.0031 (J)	0.0013 (J)	
6/29/2016	<0.005	0.0043 (J)	<0.005	<0.005	0.0027 (J)				<0.005
8/17/2016						<0.005	0.0046 (J)	<0.005	
8/19/2016				<0.005	<0.005				
8/22/2016	<0.005	0.0051	<0.005						<0.005
10/17/2016						<0.005		<0.005	
10/18/2016	<0.005	0.0038 (J)	<0.005	<0.005	0.0032 (J)		0.0036 (J)		<0.005
12/6/2016						<0.005	0.0043 (J)	<0.005	
12/7/2016			<0.005	<0.005	0.0043 (J)				<0.005
12/8/2016	<0.005	0.0043 (J)							
2/14/2017						<0.005	0.0043 (J)	<0.005	
2/15/2017					<0.005				
2/16/2017	<0.005	0.0047 (J)	<0.005	<0.005					<0.005
4/12/2017						<0.005	0.0051	<0.005	
4/13/2017	<0.005	0.004 (J)	<0.005	<0.005	0.0036 (J)				<0.005
6/27/2017						<0.005	0.0033 (J)	<0.005	<0.005
6/28/2017	<0.005	0.0032 (J)	<0.005	<0.005	0.0032 (J)				
3/27/2018					0.005	<0.005	0.0061	0.0023 (J)	
3/28/2018	<0.005	0.0053	0.0038 (J)	0.0033 (J)					<0.005
6/6/2018						<0.005	0.004 (J)	0.0018 (J)	<0.005
6/7/2018		0.0038 (J)	0.0013 (J)	<0.005	0.0027 (J)				
6/8/2018	0.0022 (J)								
10/8/2018			0.0019 (J)	0.0011 (J)	0.0035 (J)	<0.005			
10/9/2018	<0.005						0.0053	0.002 (J)	<0.005
10/18/2018		0.0062							
2/19/2019				<0.005	<0.005				
2/20/2019	<0.005	0.0048 (J)	<0.005			<0.005	0.006	<0.005	<0.005
4/1/2019							0.0058	0.0021 (J)	<0.005
4/2/2019	0.0021 (J)	0.0046 (J)	0.0027 (J)	0.0026 (J)	0.0041 (J)	<0.005			
9/16/2019						<0.005			<0.005
9/17/2019	<0.005	0.0042	<0.005				0.0049	<0.005	
9/18/2019				<0.005	0.0043				
2/18/2020		0.0036 (J)	<0.005	<0.005	<0.005	<0.005	0.0052	<0.005	
2/19/2020	<0.005								<0.005
3/23/2020	<0.005	0.0045 (J)	<0.005						
3/24/2020				<0.005	<0.005				
3/25/2020						<0.005		<0.005	<0.005
3/26/2020							0.006		
9/14/2020						<0.005	0.0051	<0.005	<0.005
9/15/2020	<0.005	0.0037 (J)	<0.005	<0.005	<0.005				
2/9/2021						<0.005	0.0052	<0.005	<0.005
2/10/2021	<0.005	0.0047 (J)	<0.005	<0.005	<0.005				
3/30/2021	<0.005	<0.005	<0.005						
3/31/2021				<0.005	<0.005				<0.005
4/1/2021						<0.005	0.0053	<0.005	
8/18/2021			<0.005	<0.005	<0.005	<0.005	0.0034 (J)	<0.005	
8/19/2021	<0.005	0.0046 (J)							<0.005
2/9/2022						0.0013 (J)	0.0048 (J)		
2/10/2022				<0.005	0.0029 (J)			0.0015 (J)	<0.005

ND substitution: RL or RL/2 if <15% NDs.

Confidence Interval

Constituent: Lithium (mg/L) Analysis Run 5/1/2024 4:31 PM View: Confidence Interval

Plant Scherer Data: Scherer AP

	SGWC-19	SGWC-20	SGWC-21	SGWC-22	SGWC-23	SGWC-6	SGWC-7	SGWC-8	SGWC-9
2/11/2022	0.0072	0.0037 (J)	0.0011 (J)						
8/18/2022							0.0061	0.0025 (J)	0.0014 (J)
8/19/2022						0.0023 (J)			
8/22/2022	0.0012 (J)	0.003 (J)	<0.005	0.00087 (J)	0.002 (J)				
2/22/2023	0.0015 (J)	0.0025 (J)				<0.005	0.0056	0.0014 (J)	<0.005
2/23/2023			<0.005	0.0019 (J)	0.0042 (J)				
8/1/2023						<0.005			
8/7/2023	<0.005	<0.005		<0.005					<0.005
8/8/2023			<0.005		<0.005		0.0041 (J)	<0.005	
2/20/2024	0.015					0.0046 (J)			
2/21/2024				<0.005	0.0027 (J)		0.003 (J)	<0.005	<0.005
2/26/2024		<0.005							
2/27/2024			<0.005						
Mean	0.004968	0.004004	0.004432	0.004391	0.004136	0.004728	0.004758	0.003996	0.004856
Std. Dev.	0.002481	0.0009693	0.001245	0.001311	0.0009945	0.0008965	0.0009851	0.001512	0.00072
Upper Lim.	0.0072	0.004499	0.005	0.005	0.005	0.005	0.005261	0.005	0.005
Lower Lim.	0.0022	0.00351	0.0038	0.0033	0.0032	0.0046	0.004256	0.0023	0.0014

ND substitution: RL or RL/2 if <15% NDs.

Confidence Interval

Constituent: Mercury (mg/L) Analysis Run 5/1/2024 4:31 PM View: Confidence Interval

Plant Scherer Data: Scherer AP

	PZ-13S	PZ-44I	SGWC-10	SGWC-11	SGWC-12	SGWC-13	SGWC-14	SGWC-15	SGWC-16
5/11/2016			<0.0002	<0.0002	<0.0002				
5/12/2016						<0.0002	<0.0002	<0.0002	<0.0002
6/28/2016			<0.0002	<0.0002	<0.0002	<0.0002	<0.0002	<0.0002	<0.0002
8/17/2016			<0.0002	<0.0002					
8/18/2016					<0.0002	<0.0002	<0.0002	0.00011 (J)	<0.0002
10/17/2016			<0.0002	<0.0002	<0.0002	<0.0002	8.9E-05 (J)		
10/18/2016								0.00012 (J)	<0.0002
12/6/2016			0.00013 (J)	0.0001 (J)	9.3E-05 (J)	0.00011 (J)			
12/7/2016							0.00012 (J)	0.00017 (J)	7.6E-05 (J)
2/15/2017			<0.0002	<0.0002	<0.0002	<0.0002	<0.0002	0.00011 (J)	
2/16/2017									<0.0002
4/12/2017			<0.0002	<0.0002	<0.0002	<0.0002	<0.0002	7.2E-05 (J)	
4/13/2017									<0.0002
6/27/2017			<0.0002	<0.0002	<0.0002	<0.0002	<0.0002	8.4E-05 (J)	<0.0002
3/27/2018			<0.0002	<0.0002	<0.0002	<0.0002	0.0001 (J)	0.00014 (J)	<0.0002
6/6/2018			<0.0002	<0.0002	<0.0002				
6/7/2018						<0.0002	<0.0002	0.00013 (J)	<0.0002
10/8/2018					<0.0002	<0.0002	<0.0002		<0.0002
10/9/2018			<0.0002						
10/16/2018		8.4E-05 (J)		<0.0002				<0.0002	
2/20/2019			<0.0002	<0.0002	<0.0002	<0.0002	<0.0002	<0.0002	<0.0002
4/1/2019			<0.0002	<0.0002	<0.0002	<0.0002	<0.0002	<0.0002	
4/2/2019									<0.0002
9/16/2019				<0.0002	<0.0002				
9/17/2019			<0.0002			<0.0002	<0.0002	<0.0002	<0.0002
2/18/2020				<0.0002					
2/19/2020			<0.0002		<0.0002	<0.0002	0.0002	0.00016 (J)	<0.0002
3/25/2020			<0.0002	<0.0002					
3/26/2020					<0.0002				
3/27/2020						<0.0002	<0.0002	0.00011 (J)	<0.0002
9/14/2020			<0.0002	<0.0002	<0.0002	<0.0002			
9/15/2020							<0.0002	<0.0002	<0.0002
2/9/2021			<0.0002	<0.0002	<0.0002	<0.0002	<0.0002	0.00013 (J)	<0.0002
3/31/2021			<0.0002					0.00018 (J)	
4/1/2021									<0.0002
4/6/2021							<0.0002		
4/7/2021				<0.0002	<0.0002	<0.0002			
8/19/2021			<0.0002	<0.0002		<0.0002	<0.0002	<0.0002	<0.0002
8/20/2021					<0.0002				
2/8/2022	0.00022								
2/9/2022		<0.0002							
2/10/2022				<0.0002	<0.0002				<0.0002
2/11/2022			<0.0002			<0.0002		<0.0002	
2/14/2022							<0.0002		
8/18/2022				<0.0002	<0.0002	<0.0002			
8/19/2022			<0.0002				<0.0002	<0.0002	
8/24/2022	0.00024	<0.0002							
8/31/2022									<0.0002
2/22/2023			<0.0002	<0.0002					
2/23/2023	0.00015 (J)				<0.0002	<0.0002	<0.0002	<0.0002	<0.0002
2/28/2023		<0.0002							
8/2/2023	0.00016 (J)	<0.0002		<0.0002		<0.0002			

ND substitution: RL or RL/2 if <15% NDs.

Confidence Interval

Constituent: Mercury (mg/L) Analysis Run 5/1/2024 4:31 PM View: Confidence Interval

Plant Scherer Data: Scherer AP

	PZ-13S	PZ-44I	SGWC-10	SGWC-11	SGWC-12	SGWC-13	SGWC-14	SGWC-15	SGWC-16
8/7/2023			<0.0002		<0.0002			0.0001 (J)	
8/8/2023							<0.0002		<0.0002
2/21/2024	9.6E-05 (J)								
2/23/2024		<0.0002	<0.0002	<0.0002	<0.0002	<0.0002			
2/26/2024								0.00013 (J)	<0.0002
2/27/2024							<0.0002		
Mean	0.0001732	0.0001807	0.0001972	0.000196	0.0001957	0.0001964	0.0001884	0.0001578	0.000195
Std. Dev.	5.772E-05	4.736E-05	1.4E-05	2E-05	2.14E-05	1.8E-05	3.249E-05	4.44E-05	2.48E-05
Upper Lim.	0.0002699	0.0002	0.0002	0.0002	0.0002	0.0002	0.0002	0.0002	0.0002
Lower Lim.	7.649E-05	8.4E-05	0.00013	0.0001	9.3E-05	0.00011	0.00012	0.00012	7.6E-05

ND substitution: RL or RL/2 if <15% NDs.

Confidence Interval

Constituent: Mercury (mg/L) Analysis Run 5/1/2024 4:31 PM View: Confidence Interval

Plant Scherer Data: Scherer AP

	SGWC-17	SGWC-18	SGWC-20	SGWC-21	SGWC-22	SGWC-23	SGWC-6	SGWC-7	SGWC-8
5/11/2016							<0.0002	<0.0002	<0.0002
5/12/2016	<0.0002		<0.0002	<0.0002	<0.0002	<0.0002			
5/13/2016		<0.0002							
6/27/2016							<0.0002	<0.0002	<0.0002
6/29/2016	<0.0002		<0.0002	<0.0002	<0.0002	<0.0002			
6/30/2016		<0.0002							
8/17/2016							<0.0002	<0.0002	<0.0002
8/18/2016	<0.0002								
8/19/2016					<0.0002	7.1E-05 (J)			
8/22/2016		0.00014 (J)	7.3E-05 (J)	<0.0002					
10/17/2016							<0.0002		<0.0002
10/18/2016			<0.0002	<0.0002	<0.0002	<0.0002		<0.0002	
10/19/2016	<0.0002	<0.0002							
12/6/2016							0.00011 (J)	0.00011 (J)	7.6E-05 (J)
12/7/2016	0.00011 (J)	0.00014 (J)		0.0001 (J)	9.9E-05 (J)	0.00011 (J)			
12/8/2016			<0.0002						
2/14/2017							<0.0002	<0.0002	<0.0002
2/15/2017	<0.0002					<0.0002			
2/16/2017		8.4E-05 (J)	<0.0002	<0.0002	<0.0002				
4/12/2017							<0.0002	<0.0002	<0.0002
4/13/2017	<0.0002	<0.0002	<0.0002	<0.0002	<0.0002	<0.0002			
6/27/2017	<0.0002						<0.0002	<0.0002	<0.0002
6/28/2017		<0.0002	<0.0002	<0.0002	<0.0002	<0.0002			
3/27/2018	<0.0002					<0.0002	<0.0002	<0.0002	<0.0002
3/28/2018		8.3E-05 (J)	<0.0002	<0.0002	<0.0002				
6/6/2018							<0.0002	<0.0002	<0.0002
6/7/2018	0.00011 (J)		8.2E-05 (J)	<0.0002	<0.0002	0.00028			
6/8/2018		0.00014 (J)							
10/8/2018	<0.0002			<0.0002	<0.0002	<0.0002	<0.0002		
10/9/2018								<0.0002	<0.0002
10/18/2018		0.00021	<0.0002						
2/19/2019					<0.0002	<0.0002			
2/20/2019	<0.0002	0.00026	<0.0002	<0.0002			<0.0002	<0.0002	<0.0002
4/1/2019								<0.0002	<0.0002
4/2/2019	<0.0002	0.0002	<0.0002	<0.0002	<0.0002	<0.0002	<0.0002		
9/16/2019							<0.0002		
9/17/2019	<0.0002	0.00014 (J)	<0.0002	<0.0002				<0.0002	<0.0002
9/18/2019					<0.0002	<0.0002			
2/18/2020			<0.0002	<0.0002	<0.0002	0.00011 (J)	<0.0002	<0.0002	<0.0002
2/19/2020	<0.0002								
2/20/2020		0.00022							
3/23/2020			<0.0002	<0.0002					
3/24/2020	<0.0002				<0.0002	<0.0002			
3/25/2020							<0.0002		<0.0002
3/26/2020		0.00019 (J)						<0.0002	
9/14/2020							<0.0002	<0.0002	<0.0002
9/15/2020	<0.0002	0.00013 (J)	<0.0002	<0.0002	<0.0002	<0.0002			
2/9/2021							<0.0002	<0.0002	<0.0002
2/10/2021	<0.0002	0.00018 (J)	<0.0002	<0.0002	<0.0002	<0.0002			
3/30/2021		0.00022	0.00013 (J)	<0.0002					
3/31/2021					<0.0002	<0.0002			
4/1/2021	<0.0002						<0.0002	<0.0002	<0.0002

ND substitution: RL or RL/2 if <15% NDs.

Confidence Interval

Constituent: Mercury (mg/L) Analysis Run 5/1/2024 4:31 PM View: Confidence Interval

Plant Scherer Data: Scherer AP

	SGWC-17	SGWC-18	SGWC-20	SGWC-21	SGWC-22	SGWC-23	SGWC-6	SGWC-7	SGWC-8
8/18/2021	0.00017 (J)	0.00022		<0.0002	<0.0002	<0.0002	<0.0002	<0.0002	<0.0002
8/19/2021			<0.0002						
2/9/2022							<0.0002	<0.0002	
2/10/2022		<0.0002			<0.0002	<0.0002			<0.0002
2/11/2022	<0.0002		<0.0002	<0.0002					
8/18/2022								<0.0002	<0.0002
8/19/2022							<0.0002		
8/31/2022	0.00013 (J)								
10/31/2022		<0.0002	<0.0002	<0.0002	<0.0002	<0.0002			
2/22/2023	<0.0002	<0.0002	<0.0002				<0.0002	<0.0002	<0.0002
2/23/2023				<0.0002	<0.0002	<0.0002			
8/1/2023							<0.0002		
8/7/2023	<0.0002	8.3E-05 (J)	<0.0002		<0.0002				
8/8/2023				<0.0002		<0.0002		<0.0002	<0.0002
2/20/2024							<0.0002		
2/21/2024					<0.0002	<0.0002		<0.0002	<0.0002
2/26/2024	9.1E-05 (J)		<0.0002						
2/27/2024		<0.0002		<0.0002					
Mean	0.0001844	0.0001776	0.0001874	0.000196	0.000196	0.0001908	0.0001964	0.0001964	0.000195
Std. Dev.	3.405E-05	4.699E-05	3.593E-05	2E-05	2.02E-05	3.934E-05	1.8E-05	1.8E-05	2.48E-05
Upper Lim.	0.0002	0.0001715	0.0002	0.0002	0.0002	0.0002	0.0002	0.0002	0.0002
Lower Lim.	0.00017	0.0001135	0.00013	0.0001	9.9E-05	0.00011	0.00011	0.00011	7.6E-05

ND substitution: RL or RL/2 if <15% NDs.

Confidence Interval

Constituent: Mercury (mg/L) Analysis Run 5/1/2024 4:31 PM View: Confidence Interval

Plant Scherer Data: Scherer AP

	SGWC-9
5/11/2016	<0.0002
6/29/2016	<0.0002
8/22/2016	<0.0002
10/18/2016	<0.0002
12/7/2016	0.0001 (J)
2/16/2017	<0.0002
4/13/2017	<0.0002
6/27/2017	<0.0002
3/28/2018	<0.0002
6/6/2018	<0.0002
10/9/2018	<0.0002
2/20/2019	<0.0002
4/1/2019	<0.0002
9/16/2019	<0.0002
2/19/2020	<0.0002
3/25/2020	<0.0002
9/14/2020	<0.0002
2/9/2021	<0.0002
3/31/2021	<0.0002
8/19/2021	<0.0002
2/10/2022	<0.0002
8/18/2022	<0.0002
2/22/2023	<0.0002
8/7/2023	<0.0002
2/21/2024	<0.0002
Mean	0.000196
Std. Dev.	2E-05
Upper Lim.	0.0002
Lower Lim.	0.0001

ND substitution: RL or RL/2 if <15% NDs.

Confidence Interval

Constituent: Molybdenum (mg/L) Analysis Run 5/1/2024 4:31 PM View: Confidence Interval

Plant Scherer Data: Scherer AP

	PZ-39S	PZ-40I	PZ-42I	PZ-69I	SGWC-12	SGWC-14	SGWC-23	SGWC-6	SGWC-7
5/11/2016					<0.015			<0.015	0.00343 (J)
5/12/2016						<0.015	<0.015		
6/27/2016								0.0007 (J)	0.0033 (J)
6/28/2016					0.0012 (J)	<0.015			
6/29/2016							<0.015		
8/17/2016								<0.015	0.002 (J)
8/18/2016					0.0011 (J)	<0.015			
8/19/2016							<0.015		
10/17/2016					<0.015	<0.015		<0.015	
10/18/2016							<0.015		0.0012 (J)
12/6/2016					<0.015			<0.015	0.0021 (J)
12/7/2016						<0.015	<0.015		
2/14/2017								<0.015	<0.015
2/15/2017					<0.015	0.003 (J)	<0.015		
4/12/2017					<0.015	<0.015		<0.015	0.0033 (J)
4/13/2017							<0.015		
6/27/2017					<0.015	<0.015		0.00099 (J)	0.0021 (J)
6/28/2017							<0.015		
3/27/2018					<0.015	<0.015	<0.015	<0.015	<0.015
10/8/2018					<0.015	<0.015	<0.015	<0.015	
10/9/2018									<0.015
2/19/2019							<0.015		
2/20/2019					<0.015	<0.015		<0.015	0.0013 (J)
4/1/2019					<0.015	<0.015			<0.015
4/2/2019							<0.015	<0.015	
9/16/2019					<0.015			<0.015	
9/17/2019						<0.015			0.0014 (J)
9/18/2019							<0.015		
2/18/2020							<0.015	<0.015	0.0014 (J)
2/19/2020					<0.015	<0.015			
3/24/2020							<0.015		
3/25/2020								<0.015	
3/26/2020					<0.015				0.001 (J)
3/27/2020						0.00081 (J)			
9/14/2020					<0.015			<0.015	0.0012 (J)
9/15/2020						<0.015	<0.015		
2/9/2021					<0.015	<0.015		<0.015	0.0014 (J)
2/10/2021							<0.015		
3/31/2021							<0.015		
4/1/2021								<0.015	0.0009 (J)
4/6/2021						<0.015			
4/7/2021					<0.015				
8/18/2021							<0.015	<0.015	0.0016 (J)
8/19/2021						<0.015			
8/20/2021					<0.015				
2/9/2022	0.0011 (J)		0.0057 (J)					<0.015	0.0012 (J)
2/10/2022		<0.015		0.0017 (J)	<0.015		<0.015		
2/14/2022						<0.015			
8/18/2022					<0.015				0.0011 (J)
8/19/2022						<0.015		<0.015	
8/22/2022			0.0062 (J)				<0.015		
8/23/2022	0.0013 (J)	0.00079 (J)							

ND substitution: RL or RL/2 if <15% NDs.

Confidence Interval

Constituent: Molybdenum (mg/L) Analysis Run 5/1/2024 4:31 PM View: Confidence Interval

Plant Scherer Data: Scherer AP

	PZ-39S	PZ-40I	PZ-42I	PZ-69I	SGWC-12	SGWC-14	SGWC-23	SGWC-6	SGWC-7
8/24/2022				0.00081 (J)					
2/22/2023								<0.015	<0.015
2/23/2023			0.0066 (J)		<0.015	<0.015	0.00062 (J)		
2/24/2023	0.0011 (J)	<0.015		0.00069 (J)					
8/1/2023		<0.015						<0.015	
8/2/2023	0.0011 (J)		0.0062 (J)	0.0011 (J)					
8/7/2023					<0.015				
8/8/2023						<0.015	<0.015		0.001 (J)
2/20/2024								<0.015	
2/21/2024							<0.015		0.0014 (J)
2/23/2024				<0.015	<0.015				
2/27/2024	0.00099 (J)	<0.015	0.0067 (J)			<0.015			
Mean	0.001118	0.01216	0.00628	0.00386	0.01385	0.01391	0.0144	0.01382	0.004472
Std. Dev.	0.0001123	0.006355	0.0003962	0.00624	0.00391	0.003711	0.002935	0.003997	0.005563
Upper Lim.	0.001306	0.015	0.006944	0.015	0.015	0.015	0.015	0.015	0.00343
Lower Lim.	0.0009298	0.00079	0.005616	0.00069	0.0012	0.003	0.00062	0.00099	0.0012

ND substitution: RL or RL/2 if <15% NDs.

Confidence Interval

Constituent: Molybdenum (mg/L) Analysis Run 5/1/2024 4:31 PM View: Confidence Interval

Plant Scherer Data: Scherer AP

	SGWC-8	SGWC-9
5/11/2016	<0.015	<0.015
6/27/2016	0.0008 (J)	
6/29/2016		0.0021 (J)
8/17/2016	<0.015	
8/22/2016		0.00099 (J)
10/17/2016	<0.015	
10/18/2016		0.0014 (J)
12/6/2016	<0.015	
12/7/2016		0.001 (J)
2/14/2017	<0.015	
2/16/2017		<0.015
4/12/2017	<0.015	
4/13/2017		0.001 (J)
6/27/2017	<0.015	<0.015
3/27/2018	<0.015	
3/28/2018		<0.015
10/9/2018	<0.015	<0.015
2/20/2019	<0.015	0.00075 (J)
4/1/2019	<0.015	<0.015
9/16/2019		0.00067 (J)
9/17/2019	<0.015	
2/18/2020	<0.015	
2/19/2020		0.00063 (J)
3/25/2020	<0.015	<0.015
9/14/2020	<0.015	<0.015
2/9/2021	<0.015	0.00063 (J)
3/31/2021		<0.015
4/1/2021	<0.015	
8/18/2021	<0.015	
8/19/2021		<0.015
2/10/2022	<0.015	<0.015
8/18/2022	0.00073 (J)	<0.015
2/22/2023	<0.015	<0.015
8/7/2023		<0.015
8/8/2023	<0.015	
2/21/2024	<0.015	<0.015
Mean	0.01381	0.009757
Std. Dev.	0.004019	0.00692
Upper Lim.	0.015	0.015
Lower Lim.	0.0008	0.001

ND substitution: RL or RL/2 if <15% NDs.

Confidence Interval

Constituent: Selenium (mg/L) Analysis Run 5/1/2024 4:31 PM View: Confidence Interval

Plant Scherer Data: Scherer AP

	PZ-17I	PZ-39S	PZ-40I	PZ-41S	PZ-42I	PZ-44I	SGWC-11	SGWC-12	SGWC-13
5/11/2016							<0.005	<0.005	
5/12/2016									<0.005
6/28/2016							<0.005	<0.005	<0.005
8/17/2016							<0.005		
8/18/2016								0.00031 (J)	<0.005
10/17/2016							<0.005	<0.005	0.0003 (J)
12/6/2016							<0.005	<0.005	<0.005
2/15/2017							<0.005	<0.005	<0.005
4/12/2017							<0.005	<0.005	<0.005
6/27/2017							<0.005	<0.005	<0.005
3/27/2018							<0.005	<0.005	<0.005
6/6/2018							<0.005	<0.005	
6/7/2018									0.00064 (J)
10/8/2018								<0.005	<0.005
10/16/2018						0.00046 (J)	0.00046 (J)		
10/17/2018		<0.005							
10/18/2018	0.00047 (J)		0.00059 (J)	0.0045	0.00026 (J)				
2/20/2019							<0.005	<0.005	<0.005
4/1/2019							<0.005	<0.005	<0.005
9/16/2019							<0.005	<0.005	
9/17/2019									<0.005
2/18/2020							<0.005		
2/19/2020								<0.005	<0.005
3/25/2020							<0.005		
3/26/2020								<0.005	
3/27/2020									<0.005
9/14/2020							<0.005	<0.005	<0.005
2/9/2021							<0.005	<0.005	<0.005
4/7/2021							<0.005	<0.005	<0.005
8/19/2021							<0.005		<0.005
8/20/2021								<0.005	
2/9/2022	<0.005	0.0022 (J)		0.0061	<0.005	<0.005			
2/10/2022			<0.005				<0.005	<0.005	
2/11/2022									<0.005
8/18/2022							<0.005	<0.005	<0.005
8/22/2022					<0.005				
8/23/2022		0.0014 (J)	<0.005						
8/24/2022	<0.005			0.0062		<0.005			
2/22/2023							<0.005		
2/23/2023	<0.005			0.0071	<0.005			<0.005	<0.005
2/24/2023		0.0019 (J)	<0.005						
2/28/2023						<0.005			
8/1/2023	<0.005		<0.005						
8/2/2023		0.0014 (J)		0.0069	<0.005	<0.005	<0.005		<0.005
8/7/2023								<0.005	
2/23/2024						<0.005	<0.005	<0.005	<0.005
2/26/2024	<0.005								
2/27/2024		<0.005	<0.005	0.0073	<0.005				
Mean	0.004245	0.002817	0.004265	0.00635	0.00421	0.004243	0.004818	0.004812	0.004638
Std. Dev.	0.001849	0.001719	0.0018	0.001027	0.001935	0.001853	0.000908	0.000938	0.001255
Upper Lim.	0.005	0.005	0.005	0.007761	0.005	0.005	0.005	0.005	0.005
Lower Lim.	0.00047	0.0014	0.00059	0.004939	0.00026	0.00046	0.00046	0.00031	0.00064

ND substitution: RL or RL/2 if <15% NDs.

Confidence Interval

Constituent: Selenium (mg/L) Analysis Run 5/1/2024 4:31 PM View: Confidence Interval

Plant Scherer Data: Scherer AP

	SGWC-14	SGWC-15	SGWC-16	SGWC-17	SGWC-18	SGWC-19	SGWC-20	SGWC-23	SGWC-6
5/11/2016									<0.005
5/12/2016	<0.005	0.00965 (J)	<0.005	<0.005			0.00396 (J)	<0.005	
5/13/2016					0.023	<0.005			
6/27/2016									<0.005
6/28/2016	<0.005	0.0101	<0.005						
6/29/2016				<0.005		<0.005	0.0053 (J)	<0.005	
6/30/2016					0.0263				
8/17/2016									<0.005
8/18/2016	<0.005	0.0014	0.00053 (J)	<0.005					
8/19/2016								<0.005	
8/22/2016					0.0066	<0.005	0.0012 (J)		
10/17/2016	<0.005								<0.005
10/18/2016		0.0013	<0.005			<0.005	<0.005	<0.005	
10/19/2016				<0.005	0.0057				
12/6/2016									<0.005
12/7/2016	<0.005	0.0007 (J)	<0.005	<0.005	0.006			<0.005	
12/8/2016						<0.005	<0.005		
2/14/2017									<0.005
2/15/2017	0.00066 (J)	0.00075 (J)		<0.005				<0.005	
2/16/2017			<0.005		0.0055	<0.005	<0.005		
4/12/2017	<0.005	<0.005							0.00034 (J)
4/13/2017			<0.005	<0.005	0.0049	<0.005	<0.005	<0.005	
6/27/2017	<0.005	0.0013	0.001 (J)	0.00024 (J)					0.00057 (J)
6/28/2017					0.0047	0.00096 (J)	0.00064 (J)	0.00033 (J)	
3/27/2018	<0.005	<0.005	<0.005	<0.005				<0.005	<0.005
3/28/2018					0.0085	<0.005	<0.005		
6/6/2018									0.00032 (J)
6/7/2018	0.00084 (J)	0.0014	0.0013	0.00064 (J)			0.00066 (J)	<0.005	
6/8/2018					0.014	0.00063 (J)			
10/8/2018	<0.005		0.0014	0.00028 (J)				0.00026 (J)	<0.005
10/9/2018						0.0005 (J)			
10/16/2018		0.0021							
10/18/2018					0.017		0.00049 (J)		
2/19/2019								0.00021 (J)	
2/20/2019	<0.005	0.0034	0.0012 (J)	<0.005	0.027	<0.005	0.0011 (J)		<0.005
4/1/2019	<0.005	<0.005							
4/2/2019			0.0021	<0.005	0.0075	<0.005	<0.005	<0.005	<0.005
9/16/2019									<0.005
9/17/2019	<0.005	<0.005	<0.005	<0.005	0.0036	<0.005	<0.005		
9/18/2019								<0.005	
2/18/2020							<0.005	<0.005	<0.005
2/19/2020	<0.005	<0.005	<0.005	<0.005		<0.005			
2/20/2020					0.0024 (J)				
3/23/2020						<0.005	<0.005		
3/24/2020				<0.005				<0.005	
3/25/2020									<0.005
3/26/2020					0.0019 (J)				
3/27/2020	<0.005	<0.005	<0.005						
9/14/2020									<0.005
9/15/2020	<0.005	<0.005	<0.005	<0.005	0.003 (J)	<0.005	<0.005	<0.005	
2/9/2021	<0.005	<0.005	<0.005						<0.005
2/10/2021				<0.005	0.0016 (J)	<0.005	<0.005	<0.005	

ND substitution: RL or RL/2 if <15% NDs.

Confidence Interval

Constituent: Selenium (mg/L) Analysis Run 5/1/2024 4:31 PM View: Confidence Interval

Plant Scherer Data: Scherer AP

	SGWC-14	SGWC-15	SGWC-16	SGWC-17	SGWC-18	SGWC-19	SGWC-20	SGWC-23	SGWC-6
3/30/2021					<0.005	<0.005	<0.005		
3/31/2021		<0.005						<0.005	
4/1/2021			<0.005	<0.005					<0.005
4/6/2021	<0.005								
8/18/2021				<0.005	0.002 (J)			<0.005	<0.005
8/19/2021	<0.005	<0.005	<0.005			<0.005	<0.005		
2/9/2022									<0.005
2/10/2022			0.00092 (J)		0.0021 (J)			<0.005	
2/11/2022		<0.005		<0.005		<0.005	<0.005		
2/14/2022	<0.005								
8/19/2022	<0.005	<0.005							<0.005
8/22/2022						0.00099 (J)	<0.005	<0.005	
8/23/2022					0.00085 (J)				
8/31/2022			0.001 (J)	<0.005					
2/22/2023				<0.005	<0.005	<0.005	<0.005		<0.005
2/23/2023	<0.005	<0.005	0.00093 (J)					0.00075 (J)	
8/1/2023									<0.005
8/7/2023		<0.005		<0.005	<0.005	<0.005	<0.005		
8/8/2023	<0.005		<0.005					<0.005	
2/20/2024						<0.005			<0.005
2/21/2024								<0.005	
2/26/2024		0.0084	<0.005	<0.005			0.0041 (J)		
2/27/2024	<0.005				0.0053				
Mean	0.00466	0.00442	0.003615	0.004446	0.007478	0.004323	0.004098	0.004262	0.004449
Std. Dev.	0.001177	0.002513	0.001901	0.001531	0.007755	0.001585	0.001701	0.001728	0.001523
Upper Lim.	0.005	0.0084	0.005	0.005	0.008807	0.005	0.005	0.005	0.005
Lower Lim.	0.00084	0.0021	0.0013	0.00064	0.003309	0.00099	0.0041	0.00075	0.00057

ND substitution: RL or RL/2 if <15% NDs.

Confidence Interval

Constituent: Selenium (mg/L) Analysis Run 5/1/2024 4:31 PM View: Confidence Interval

Plant Scherer Data: Scherer AP

	SGWC-7
5/11/2016	<0.005
6/27/2016	<0.005
8/17/2016	<0.005
10/18/2016	<0.005
12/6/2016	<0.005
2/14/2017	<0.005
4/12/2017	<0.005
6/27/2017	<0.005
3/27/2018	<0.005
6/6/2018	<0.005
10/9/2018	0.00034 (J)
2/20/2019	<0.005
4/1/2019	<0.005
9/17/2019	<0.005
2/18/2020	<0.005
3/26/2020	<0.005
9/14/2020	<0.005
2/9/2021	<0.005
4/1/2021	<0.005
8/18/2021	<0.005
2/9/2022	<0.005
8/18/2022	<0.005
2/22/2023	<0.005
8/8/2023	<0.005
2/21/2024	<0.005
Mean	0.004814
Std. Dev.	0.000932
Upper Lim.	0.005
Lower Lim.	0.00034

ND substitution: RL or RL/2 if <15% NDs.

Confidence Interval

Constituent: Thallium (mg/L) Analysis Run 5/1/2024 4:31 PM View: Confidence Interval

Plant Scherer Data: Scherer AP

	SGWC-10	SGWC-11	SGWC-12	SGWC-13	SGWC-14	SGWC-15	SGWC-17	SGWC-18	SGWC-20
5/11/2016	<0.001	<0.001	<0.001						
5/12/2016				<0.001	<0.001	<0.001	<0.001		<0.001
5/13/2016								<0.001	
6/28/2016	0.0001 (J)	<0.001	<0.001	<0.001	<0.001	9E-05 (J)			
6/29/2016							<0.001		0.0002 (J)
6/30/2016								0.0002 (J)	
8/17/2016	<0.001	<0.001							
8/18/2016			<0.001	<0.001	<0.001	<0.001	<0.001		
8/22/2016								0.00015 (J)	0.00018 (J)
10/17/2016	<0.001	<0.001	<0.001	<0.001	<0.001				
10/18/2016						<0.001			0.00016 (J)
10/19/2016							<0.001	0.00012 (J)	
12/6/2016	<0.001	<0.001	<0.001	<0.001					
12/7/2016					<0.001	<0.001	<0.001	9.5E-05 (J)	
12/8/2016									0.0001 (J)
2/15/2017	<0.001	<0.001	<0.001	<0.001	<0.001	8.5E-05 (J)	<0.001		
2/16/2017								0.00013 (J)	0.00014 (J)
4/12/2017	<0.001	<0.001	<0.001	<0.001	<0.001	9.5E-05 (J)			
4/13/2017							<0.001	0.00012 (J)	0.00021 (J)
6/27/2017	<0.001	<0.001	<0.001	<0.001	<0.001	0.0001 (J)	<0.001		
6/28/2017								0.00013 (J)	0.00018 (J)
3/27/2018	<0.001	<0.001	<0.001	<0.001	<0.001	<0.001	<0.001		
3/28/2018								0.00011 (J)	9E-05 (J)
6/6/2018	<0.001	<0.001	<0.001						
6/7/2018				<0.001	<0.001	<0.001	<0.001		0.00014 (J)
6/8/2018								0.00019 (J)	
10/8/2018			<0.001	<0.001	<0.001		<0.001		
10/9/2018	<0.001								
10/16/2018		<0.001				0.0001 (J)			
10/18/2018								0.00019 (J)	0.00018 (J)
2/20/2019	<0.001	<0.001	<0.001	<0.001	<0.001	9.8E-05 (J)	<0.001	0.00021 (J)	0.00018 (J)
4/1/2019	<0.001	<0.001	<0.001	<0.001	<0.001	9.5E-05 (J)			
4/2/2019							<0.001	0.00016 (J)	0.00017 (J)
9/16/2019		<0.001	<0.001						
9/17/2019	<0.001			<0.001	<0.001	0.00016 (J)	<0.001	0.00025 (J)	0.00021 (J)
2/18/2020		0.00016 (J)							0.00033 (J)
2/19/2020	0.00075 (J)		0.00034 (J)	0.00022 (J)	0.00018 (J)	0.00031 (J)	<0.001		
2/20/2020								0.00066 (J)	
3/23/2020									0.00016 (J)
3/24/2020							<0.001		
3/25/2020	<0.001	<0.001							
3/26/2020			<0.001					0.00029 (J)	
3/27/2020				<0.001	0.0011	0.00045 (J)			
9/14/2020	<0.001	<0.001	0.00023 (J)	<0.001					
9/15/2020					0.00035 (J)	0.00027 (J)	<0.001	0.00027 (J)	0.00028 (J)
2/9/2021	<0.001	<0.001	<0.001	<0.001	<0.001	<0.001			
2/10/2021							0.00024 (J)	0.00068 (J)	0.00025 (J)
3/30/2021								0.00024 (J)	0.00018 (J)
3/31/2021	<0.001					<0.001			
4/1/2021							<0.001		
4/6/2021					0.00017 (J)				
4/7/2021		<0.001	<0.001	<0.001					

ND substitution: RL or RL/2 if <15% NDs.

Confidence Interval

Constituent: Thallium (mg/L) Analysis Run 5/1/2024 4:31 PM View: Confidence Interval

Plant Scherer Data: Scherer AP

	SGWC-10	SGWC-11	SGWC-12	SGWC-13	SGWC-14	SGWC-15	SGWC-17	SGWC-18	SGWC-20
8/18/2021							<0.001	0.00022 (J)	
8/19/2021	0.00024 (J)	0.00015 (J)		<0.001	<0.001	<0.001			0.00018 (J)
8/20/2021			<0.001						
2/10/2022		<0.001	<0.001					<0.001	
2/11/2022	<0.001			<0.001		<0.001	<0.001		<0.001
2/14/2022					<0.001				
8/18/2022		<0.001	<0.001	<0.001					
8/19/2022	<0.001				<0.001	<0.001			
8/22/2022									<0.001
8/23/2022								<0.001	
8/31/2022							<0.001		
2/22/2023	<0.001	<0.001					<0.001	<0.001	<0.001
2/23/2023			<0.001	<0.001	<0.001	<0.001			
8/2/2023		<0.001		<0.001					
8/7/2023	<0.001		<0.001			<0.001	<0.001	<0.001	<0.001
8/8/2023					<0.001				
2/23/2024	<0.001	<0.001	<0.001	<0.001					
2/26/2024						<0.001	<0.001		<0.001
2/27/2024					<0.001			<0.001	
Mean	0.0009236	0.0009324	0.0009428	0.0009688	0.000912	0.0006341	0.0009696	0.0004166	0.0003808
Std. Dev.	0.0002331	0.000234	0.0001986	0.000156	0.0002582	0.0004285	0.000152	0.0003636	0.0003585
Upper Lim.	0.001	0.001	0.001	0.001	0.001	0.001	0.001	0.00068	0.00033
Lower Lim.	0.00075	0.00016	0.00034	0.00022	0.00035	0.0001	0.00024	0.00015	0.00017

ND substitution: RL or RL/2 if <15% NDs.

Confidence Interval

Constituent: Thallium (mg/L) Analysis Run 5/1/2024 4:31 PM View: Confidence Interval

Plant Scherer Data: Scherer AP

	SGWC-22	SGWC-23	SGWC-6	SGWC-7	SGWC-8	SGWC-9
5/11/2016			<0.001	<0.001	<0.001	<0.001
5/12/2016	<0.001	<0.001				
6/27/2016			<0.001	<0.001	<0.001	
6/29/2016	<0.001	<0.001				<0.001
8/17/2016			<0.001	<0.001	<0.001	
8/19/2016	<0.001	<0.001				
8/22/2016						<0.001
10/17/2016			<0.001		<0.001	
10/18/2016	<0.001	<0.001		<0.001		<0.001
12/6/2016			<0.001	<0.001	<0.001	
12/7/2016	<0.001	<0.001				<0.001
2/14/2017			<0.001	<0.001	<0.001	
2/15/2017		<0.001				
2/16/2017	<0.001					<0.001
4/12/2017			<0.001	<0.001	<0.001	
4/13/2017	<0.001	<0.001				<0.001
6/27/2017			<0.001	<0.001	<0.001	<0.001
6/28/2017	<0.001	<0.001				
3/27/2018		<0.001	<0.001	<0.001	<0.001	
3/28/2018	<0.001					<0.001
6/6/2018			<0.001	<0.001	<0.001	<0.001
6/7/2018	<0.001	<0.001				
10/8/2018	<0.001	<0.001	<0.001			
10/9/2018				<0.001	<0.001	<0.001
2/19/2019	<0.001	<0.001				
2/20/2019			<0.001	<0.001	<0.001	<0.001
4/1/2019				<0.001	<0.001	<0.001
4/2/2019	<0.001	<0.001	<0.001			
9/16/2019			<0.001			<0.001
9/17/2019				<0.001	0.00023 (J)	
9/18/2019	<0.001	<0.001				
2/18/2020	<0.001	<0.001	0.00028 (J)	0.00022 (J)	0.0002 (J)	
2/19/2020						0.00027 (J)
3/24/2020	<0.001	<0.001				
3/25/2020			0.00049 (J)		0.00079 (J)	<0.001
3/26/2020				<0.001		
9/14/2020			<0.001	<0.001	<0.001	<0.001
9/15/2020	0.00038 (J)	0.00016 (J)				
2/9/2021			<0.001	<0.001	<0.001	<0.001
2/10/2021	<0.001	<0.001				
3/31/2021	<0.001	<0.001				<0.001
4/1/2021			0.00023 (J)	0.00042 (J)	0.00021 (J)	
8/18/2021	<0.001	<0.001	0.00017 (J)	<0.001	<0.001	
8/19/2021						0.0004 (J)
2/9/2022			<0.001	<0.001		
2/10/2022	<0.001	<0.001			<0.001	<0.001
8/18/2022				<0.001	<0.001	<0.001
8/19/2022			<0.001			
8/22/2022	<0.001	<0.001				
2/22/2023			<0.001	<0.001	<0.001	<0.001
2/23/2023	<0.001	<0.001				
8/1/2023			<0.001			

ND substitution: RL or RL/2 if <15% NDs.

Confidence Interval

Constituent: Thallium (mg/L) Analysis Run 5/1/2024 4:31 PM View: Confidence Interval

Plant Scherer Data: Scherer AP

	SGWC-22	SGWC-23	SGWC-6	SGWC-7	SGWC-8	SGWC-9
8/7/2023	<0.001					<0.001
8/8/2023		<0.001		<0.001	<0.001	
2/20/2024			<0.001			
2/21/2024	<0.001	<0.001		<0.001	<0.001	<0.001
Mean	0.0009752	0.0009664	0.0008868	0.0009456	0.0008972	0.0009468
Std. Dev.	0.000124	0.000168	0.0002693	0.0001905	0.0002612	0.0001851
Upper Lim.	0.001	0.001	0.001	0.001	0.001	0.001
Lower Lim.	0.00038	0.00016	0.00049	0.00042	0.00079	0.0004

ND substitution: RL or RL/2 if <15% NDs.

Sanitas™ v.10.0.10 Sanitas software utilized by Groundwater Stats Consulting. UG

Parametric Confidence Interval

Compliance Limit is not exceeded. Per-well alpha = 0.01. Normality Test: Shapiro Wilk, alpha based on n.

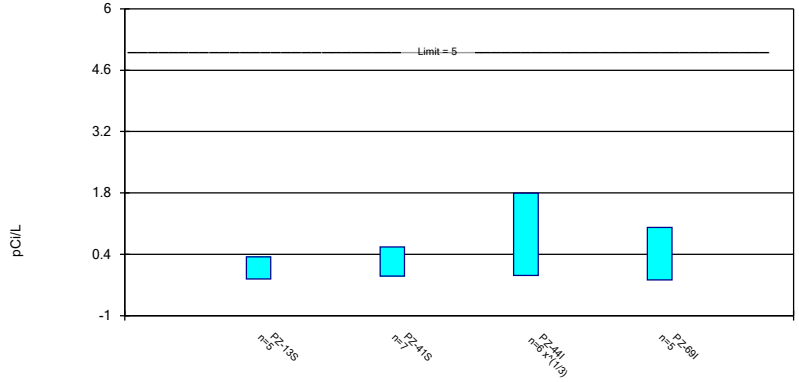

Constituent: Combined Radium 226 + 228 Analysis Run 5/1/2024 4:27 PM View: Confidence Intervals - N
Plant Scherer Data: Scherer AP

Sanitas™ v.10.0.10 Sanitas software utilized by Groundwater Stats Consulting. UG

Parametric Confidence Interval

Compliance Limit is not exceeded. Per-well alpha = 0.01. Normality Test: Shapiro Wilk, alpha based on n.

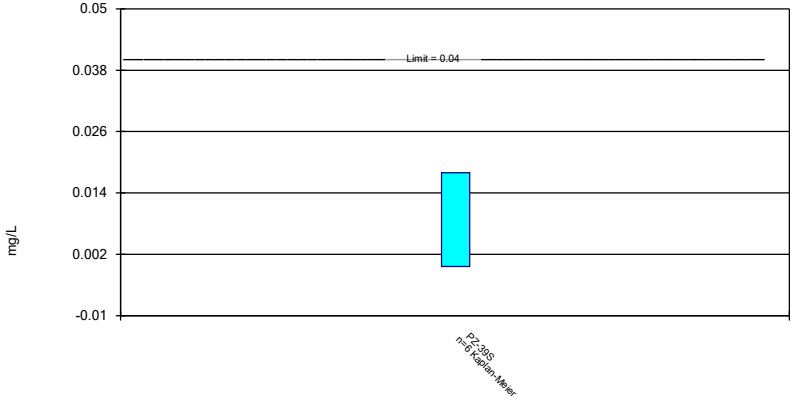

Constituent: Lithium Analysis Run 5/1/2024 4:27 PM View: Confidence Intervals - NP
Plant Scherer Data: Scherer AP

Confidence Interval

Constituent: Combined Radium 226 + 228 (pCi/L) Analysis Run 5/1/2024 4:31 PM View: Confidence Intervals - NP

Plant Scherer Data: Scherer AP

	PZ-13S	PZ-41S	PZ-44I	PZ-69I
10/16/2018			0.551 (U)	
10/18/2018		0.698		
2/19/2020		0.216 (U)		
2/8/2022	-0.0564 (U)			
2/9/2022		0.229 (U)	0.237 (U)	
2/10/2022				0.418 (U)
8/24/2022	0.234 (U)	0.456	0.0981 (U)	0.458
2/23/2023	-0.0151 (U)	0.168 (U)		
2/24/2023				-0.097 (U)
2/28/2023			-0.0607 (U)	
8/2/2023	0.262 (U)	-0.192 (U)	-0.0242 (U)	0.374 (U)
2/21/2024	0.00672 (U)			
2/23/2024			1.33	0.912
2/27/2024		0.0662 (U)		
Mean	0.08624	0.2345	0.3552	0.413
Std. Dev.	0.1497	0.2825	0.5264	0.358
Upper Lim.	0.3371	0.57	1.794	1.013
Lower Lim.	-0.1646	-0.1011	-0.08673	-0.1869

Confidence Interval

Constituent: Lithium (mg/L) Analysis Run 5/1/2024 4:31 PM View: Confidence Intervals - NP

Plant Scherer Data: Scherer AP

	PZ-39S
10/17/2018	0.0027 (J)
2/9/2022	0.012
8/23/2022	0.022
2/24/2023	0.0071
8/2/2023	0.0063
2/27/2024	<0.005
Mean	0.009183
Std. Dev.	0.006991
Upper Lim.	0.01798
Lower Lim.	-0.0003817

ND substitution: RL or RL/2 if <15% NDs.

FIGURE I.

Appendix IV Trend Tests - Significant Results

Plant Scherer Client: Southern Company Data: Scherer AP Printed 4/26/2024, 6:59 PM

Constituent	Well	Slope	Calc.	Critical	Sig.	N	%NDs	Normality	Xform	Alpha	Method
Cobalt (mg/L)	**SGWA-1 (bg)**	**-0.002094**	**-209**	**-85**	**Yes**	**25**	**0**	**n/a**	**n/a**	**0.05**	**NP**
Cobalt (mg/L)	**SGWA-25 (bg)**	**-0.001802**	**-224**	**-85**	**Yes**	**25**	**12**	**n/a**	**n/a**	**0.05**	**NP**
Cobalt (mg/L)	**SGWC-11**	**-0.002462**	**-202**	**-85**	**Yes**	**25**	**0**	**n/a**	**n/a**	**0.05**	**NP**
Cobalt (mg/L)	**SGWC-18**	**-0.00798**	**-113**	**-85**	**Yes**	**25**	**0**	**n/a**	**n/a**	**0.05**	**NP**
Cobalt (mg/L)	**SGWC-20**	**-0.02022**	**-192**	**-85**	**Yes**	**25**	**0**	**n/a**	**n/a**	**0.05**	**NP**

Appendix IV Trend Tests - All Results

Plant Scherer Client: Southern Company Data: Scherer AP Printed 4/26/2024, 6:59 PM

Constituent	Well	Slope	Calc.	Critical	Sig.	N	%NDs	Normality	Xform	Alpha	Method
Cobalt (mg/L)	**SGWA-1 (bg)**	**-0.002094**	**-209**	**-85**	**Yes**	**25**	**0**	**n/a**	**n/a**	**0.05**	**NP**
Cobalt (mg/L)	SGWA-2 (bg)	0	9	85	No	25	92	n/a	n/a	0.05	NP
Cobalt (mg/L)	SGWA-24 (bg)	0	1	85	No	25	68	n/a	n/a	0.05	NP
Cobalt (mg/L)	**SGWA-25 (bg)**	**-0.001802**	**-224**	**-85**	**Yes**	**25**	**12**	**n/a**	**n/a**	**0.05**	**NP**
Cobalt (mg/L)	SGWA-3 (bg)	0	20	85	No	25	96	n/a	n/a	0.05	NP
Cobalt (mg/L)	SGWA-4 (bg)	0	13	85	No	25	92	n/a	n/a	0.05	NP
Cobalt (mg/L)	SGWA-5 (bg)	0	0	85	No	25	100	n/a	n/a	0.05	NP
Cobalt (mg/L)	SGWC-10	0	14	85	No	25	0	n/a	n/a	0.05	NP
Cobalt (mg/L)	**SGWC-11**	**-0.002462**	**-202**	**-85**	**Yes**	**25**	**0**	**n/a**	**n/a**	**0.05**	**NP**
Cobalt (mg/L)	SGWC-15	-0.001443	-49	-85	No	25	0	n/a	n/a	0.05	NP
Cobalt (mg/L)	**SGWC-18**	**-0.00798**	**-113**	**-85**	**Yes**	**25**	**0**	**n/a**	**n/a**	**0.05**	**NP**
Cobalt (mg/L)	**SGWC-20**	**-0.02022**	**-192**	**-85**	**Yes**	**25**	**0**	**n/a**	**n/a**	**0.05**	**NP**

Sanitas™ v.10.0.10 Sanitas software utilized by Groundwater Stats Consulting. UG

Sen's Slope Estimator

SGWA-1 (bg)

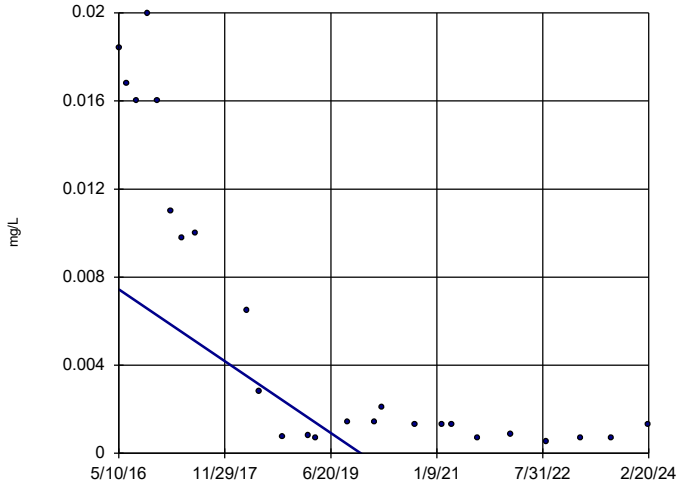

n = 25

Slope = -0.002094 units per year.

Mann-Kendall statistic = -209 critical = -85

Decreasing trend significant at 95% confidence level (α = 0.025 per tail).

Constituent: Cobalt Analysis Run 4/26/2024 6:57 PM View: Appendix IV Trend Tests

Plant Scherer Client: Southern Company Data: Scherer AP

Sanitas™ v.10.0.10 Sanitas software utilized by Groundwater Stats Consulting. UG

Hollow symbols indicate censored values.

Sen's Slope Estimator

SGWA-2 (bg)

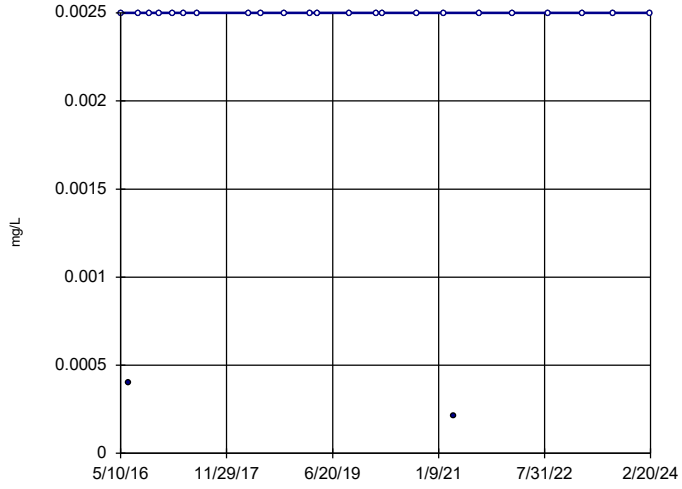

n = 25

Slope = 0 units per year.

Mann-Kendall statistic = 9 critical = 85

Trend not significant at 95% confidence level (α = 0.025 per tail).

Constituent: Cobalt Analysis Run 4/26/2024 6:57 PM View: Appendix IV Trend Tests

Plant Scherer Client: Southern Company Data: Scherer AP

Sanitas™ v.10.0.10 Sanitas software utilized by Groundwater Stats Consulting. UG

Hollow symbols indicate censored values.

Sen's Slope Estimator

SGWA-24 (bg)

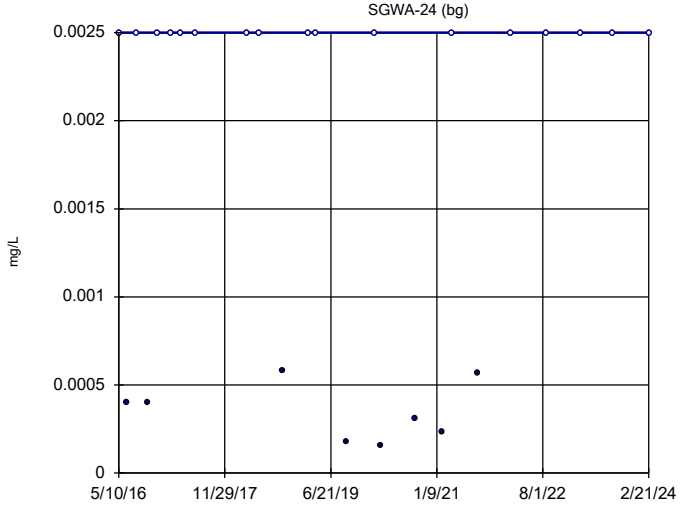

n = 25

Slope = 0 units per year.

Mann-Kendall statistic = 1 critical = 85

Trend not significant at 95% confidence level (α = 0.025 per tail).

Constituent: Cobalt Analysis Run 4/26/2024 6:57 PM View: Appendix IV Trend Tests

Plant Scherer Client: Southern Company Data: Scherer AP

Sanitas™ v.10.0.10 Sanitas software utilized by Groundwater Stats Consulting. UG

Hollow symbols indicate censored values.

Sen's Slope Estimator

SGWA-25 (bg)

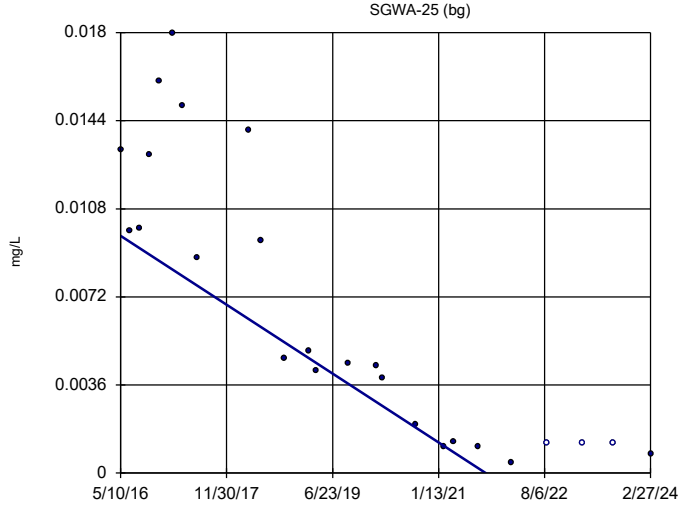

n = 25

Slope = -0.001802 units per year.

Mann-Kendall statistic = -224 critical = -85

Decreasing trend significant at 95% confidence level (α = 0.025 per tail).

Constituent: Cobalt Analysis Run 4/26/2024 6:57 PM View: Appendix IV Trend Tests

Plant Scherer Client: Southern Company Data: Scherer AP

Sanitas™ v.10.0.10 Sanitas software utilized by Groundwater Stats Consulting. UG
Hollow symbols indicate censored values.

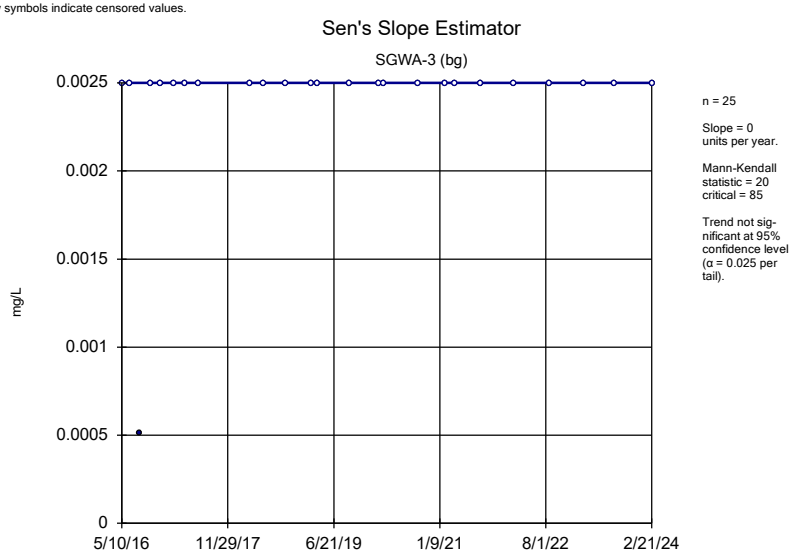

Constituent: Cobalt Analysis Run 4/26/2024 6:57 PM View: Appendix IV Trend Tests
Plant Scherer Client: Southern Company Data: Scherer AP

Sanitas™ v.10.0.10 Sanitas software utilized by Groundwater Stats Consulting. UG
Hollow symbols indicate censored values.

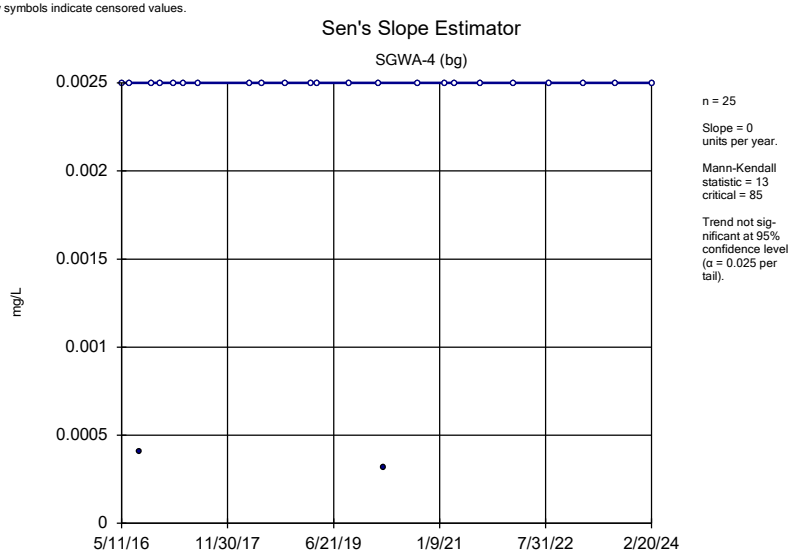

Constituent: Cobalt Analysis Run 4/26/2024 6:57 PM View: Appendix IV Trend Tests
Plant Scherer Client: Southern Company Data: Scherer AP

Sanitas™ v.10.0.10 Sanitas software utilized by Groundwater Stats Consulting. UG
Hollow symbols indicate censored values.

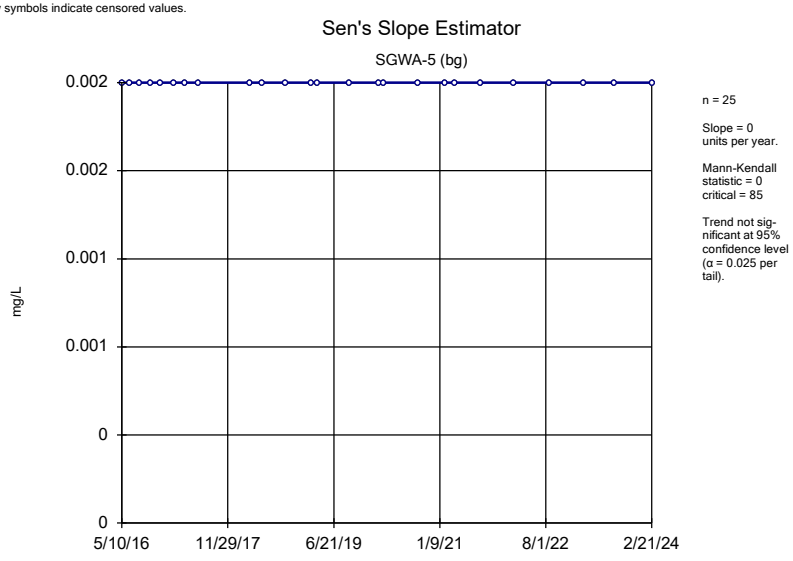

Constituent: Cobalt Analysis Run 4/26/2024 6:57 PM View: Appendix IV Trend Tests
Plant Scherer Client: Southern Company Data: Scherer AP

Sanitas™ v.10.0.10 Sanitas software utilized by Groundwater Stats Consulting. UG

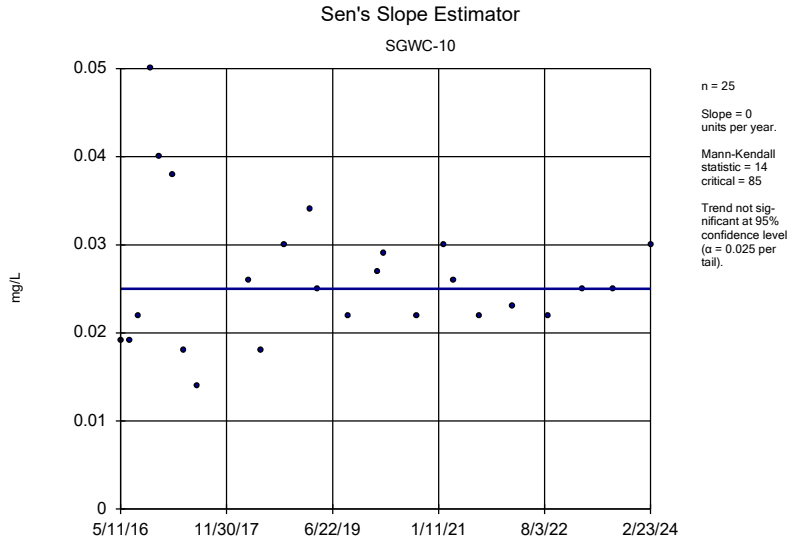

Constituent: Cobalt Analysis Run 4/26/2024 6:57 PM View: Appendix IV Trend Tests
Plant Scherer Client: Southern Company Data: Scherer AP

Sanitas™ v.10.0.10 Sanitas software utilized by Groundwater Stats Consulting. UG

Sen's Slope Estimator

SGWC-11

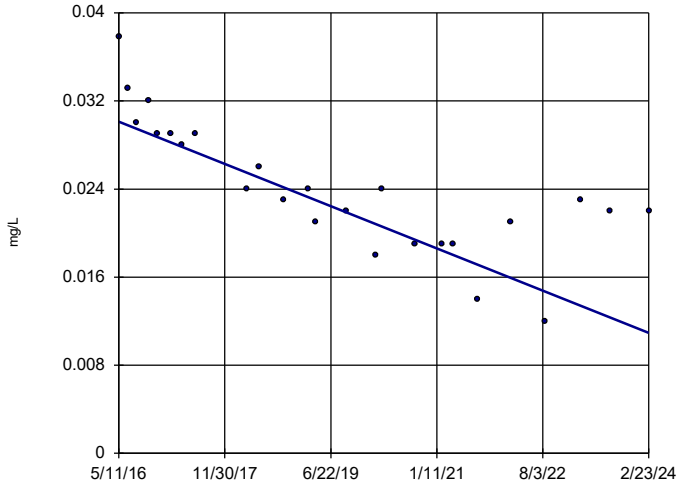

n = 25

Slope = -0.002462 units per year.

Mann-Kendall statistic = -202 critical = -85

Decreasing trend significant at 95% confidence level (α = 0.025 per tail).

Constituent: Cobalt Analysis Run 4/26/2024 6:57 PM View: Appendix IV Trend Tests

Plant Scherer Client: Southern Company Data: Scherer AP

Sanitas™ v.10.0.10 Sanitas software utilized by Groundwater Stats Consulting. UG

Sen's Slope Estimator

SGWC-15

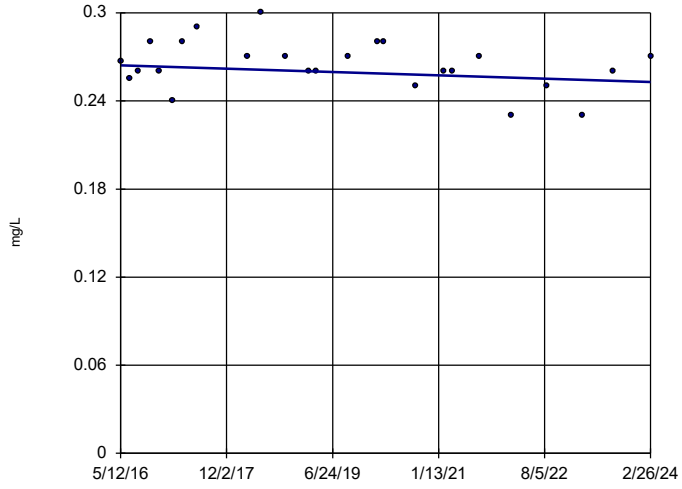

n = 25

Slope = -0.001443 units per year.

Mann-Kendall statistic = -49 critical = -85

Trend not significant at 95% confidence level (α = 0.025 per tail).

Constituent: Cobalt Analysis Run 4/26/2024 6:57 PM View: Appendix IV Trend Tests

Plant Scherer Client: Southern Company Data: Scherer AP

Sanitas™ v.10.0.10 Sanitas software utilized by Groundwater Stats Consulting. UG

Sen's Slope Estimator

SGWC-18

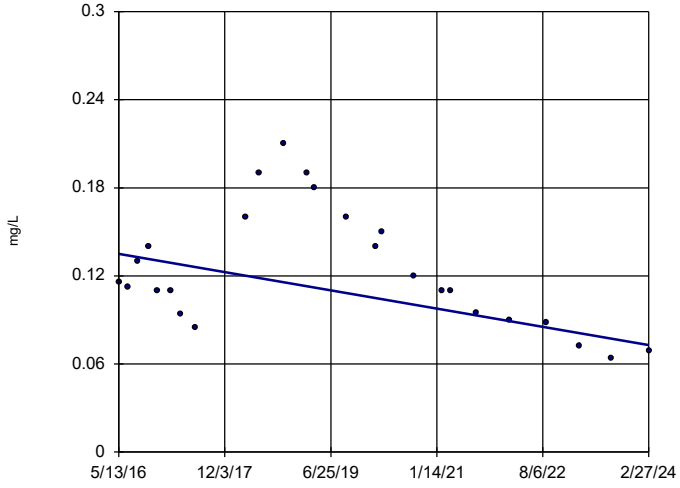

n = 25

Slope = -0.00798 units per year.

Mann-Kendall statistic = -113 critical = -85

Decreasing trend significant at 95% confidence level (α = 0.025 per tail).

Constituent: Cobalt Analysis Run 4/26/2024 6:57 PM View: Appendix IV Trend Tests

Plant Scherer Client: Southern Company Data: Scherer AP

Sanitas™ v.10.0.10 Sanitas software utilized by Groundwater Stats Consulting. UG

Sen's Slope Estimator

SGWC-20

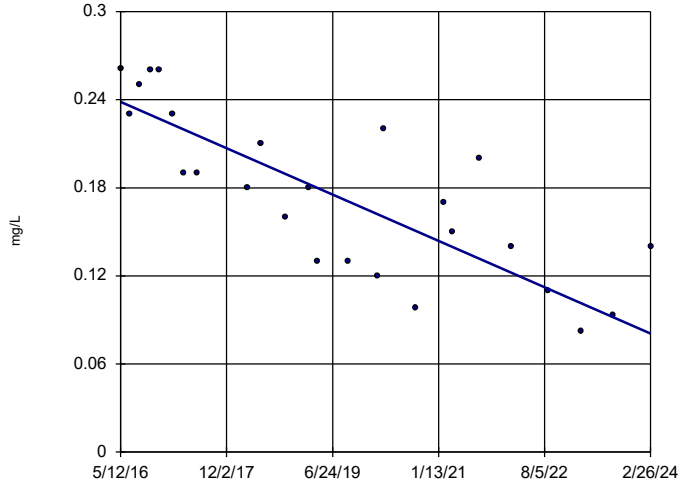

n = 25

Slope = -0.02022 units per year.

Mann-Kendall statistic = -192 critical = -85

Decreasing trend significant at 95% confidence level (α = 0.025 per tail).

Constituent: Cobalt Analysis Run 4/26/2024 6:57 PM View: Appendix IV Trend Tests

Plant Scherer Client: Southern Company Data: Scherer AP

FIGURE J.

Appendix IV Confidence Interval - May 2024 Resample - All Results (No Significant)

Plant Scherer Client: Southern Company Data: Scherer AP Printed 6/24/2024, 11:01 AM

Constituent	Well	Upper Lim.	Lower Lim.	Compliance	Sig.	N	Mean	Std. Dev.	%NDs	ND Adj.	Transform	Alpha	Method
Combined Radium 226 + 228 (pCi/L)	PZ-17I	2.877	-0.000006179	5	No	7	1.076	2.089	0	None	x^(1/3)	0.01	Param.

Parametric Confidence Interval

Compliance Limit is not exceeded. Per-well alpha = 0.01. Normality Test: Shapiro Wilk, alpha based on n.

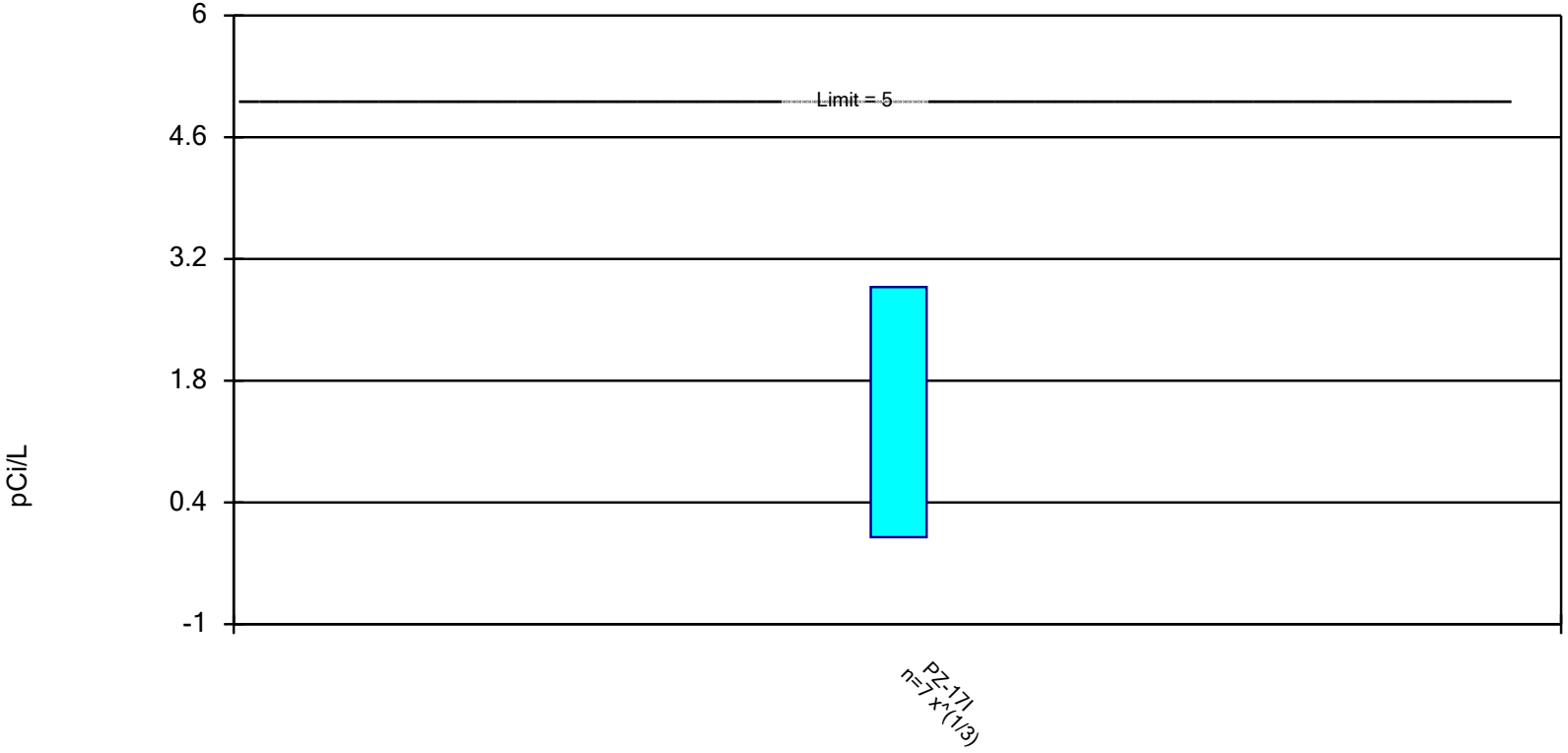

Constituent: Combined Radium 226 + 228 Analysis Run 6/24/2024 10:59 AM View: Appendix IV Resampl

Plant Scherer Client: Southern Company Data: Scherer AP

Confidence Interval

Constituent: Combined Radium 226 + 228 (pCi/L) Analysis Run 6/24/2024 11:01 AM View: Appendix IV Resample

Plant Scherer Client: Southern Company Data: Scherer AP

	PZ-17I
10/18/2018	0.882
2/9/2022	0.31 (U)
8/24/2022	0.125 (U)
2/23/2023	0.255 (U)
8/1/2023	0.207 (U)
2/26/2024	5.77
5/6/2024	-0.0141 (UR)
Mean	1.076
Std. Dev.	2.089
Upper Lim.	2.877
Lower Lim.	-6.179E-06

APPENDIX E

Semi-Annual Remedy Selection and Design Progress Report

REPORT

2024 Semi-Annual Remedy Selection and Design Progress Report

Georgia Power Company, Plant Scherer Ash Pond 1

Submitted to:

Georgia Power
241 Ralph McGill Boulevard
Atlanta, Georgia 30308

Submitted by:

WSP USA Inc.
5170 Peachtree Road Building 100 Suite 300, Atlanta, Georgia, USA 30341
+1 770 496 1893

August 30, 2024

Table of Contents

1.0 INTRODUCTION 5
1.1 Evaluation of Corrective Measures 5
2.0 AP-1 CLOSURE ACTIVITIES 7
3.0 SUMMARY OF WORK COMPLETED 7
3.1 Nature and Extent Delineation 7
3.1.1 Horizontal and Vertical Delineation 8
3.1.2 Transect Soil Borings Investigation 8
3.1.3 Temporary Monitoring Wells 8
3.2 Supplemental Data Collection 9
4.0 UPDATED SITE CONCEPTUAL MODEL 9
5.0 CORRECTIVE MEASURES ALTERNATIVES 9
6.0 PLANNED ACTIVITIES 10
7.0 REFERENCES 11

Tables

Table 1: Evaluation of Remedial Technologies

Table 2: Summary of Monitoring Well, Assessment Well and Piezometer Construction Data

Table 3: Summary of Temporary Monitoring Well Construction Data

Table 4: X-Ray Diffraction Data Summary

Table 5: Temporary Monitoring Well Groundwater Data Summary

Table 6: Proposed ACM Supplemental Data Collection Tasks for June through December 2024

Figures

Figure 1: Site Location Map

Figure 2: Monitoring Well and Piezometer Location Map

Figure 3: Potentiometric Surface Map – February 19, 2024

Figure 4: Transect Boring Locations

Figure 5: Soil Sample Information

Figure 6: Cobalt Isoconcentration Map – February and March 2024

Figure 6A: Inset A - Cobalt Isoconcentration Map – February and March 2024

Figure 6B: Inset B - Cobalt Isoconcentration Map – February and March 2024

Figure 6C: Inset C - Cobalt Isoconcentration Map – February and March 2024

Appendices

Appendix A: Soil Analytical Results

Appendix B: Field Data Forms and Instrument Calibration Forms

Appendix C: Groundwater Analytical Results

Certification

This *2024 Semi-Annual Remedy Selection and Design Progress Report,* Georgia Power Company – Plant Scherer-Ash Pond 1 (AP-1), has been prepared in accordance with the United States Environmental Protection Agency coal combustion residual rule, specifically 40 Code of Federal (CFR) 257.97(a) and the Georgia Environmental Protection Division Rules for Solid Waste Management 391-3-4-.10(6)(a). I hereby certify that I am a qualified groundwater scientist, in accordance with the Georgia Rules of Solid Waste Management, 391-3-4-.01.

WSP USA Inc.

Dawn L. Prell, CPG
Senior Hydrogeologist

Rhonda N. Quinn, PG
Georgia Registered Professional Geologist No. 1031

Mark T. Prytula, PhD, PE
Georgia Licensed Professional Engineer No. 026729

1.0 INTRODUCTION

In accordance with the United States Environmental Protection Agency (US EPA) coal combustion residuals (CCR) rule [40 Code of Federal Regulations (CFR) 257 Subpart D]; published in 80 FR 21302-21501, April 17, 2015 (CCR Rule; USEPA, 2015), WSP USA Inc. (WSP) has prepared this *2024 Semi-Annual Remedy Selection and Design Progress Report Plant Scherer Ash Pond 1* (Semi-Annual Progress Report) for Georgia Power Company (Georgia Power) Plant Scherer Ash Pond 1 (AP-1 or Site). Specifically, this Semi-Annual Progress Report has been prepared pursuant to 40 CFR § 257.97(a) and the Georgia Environmental Protection Division (GA EPD) Rules for Solid Waste Management 391-3-4-.10(6)(a). This Semi-Annual Progress Report documents activities conducted in support of the previously submitted *Assessment of Corrective Measures Report – Plant Scherer Ash Pond 1* (ACM Report; Golder, 2022).

Plant Scherer is a coal-fired power generation facility located in northeast Monroe County approximately 5 miles south of Juliette, GA. A site location map is included as Figure 1.

Pursuant to § 257.96, Georgia Power initiated an ACM for AP-1 on November 18, 2021, to address the occurrence of cobalt in groundwater at statistically significant levels (SSLs). Subsequently, Georgia Power completed an ACM report on April 15, 2022 and posted it to the CCR compliance website in May 2022.

Amongst other topics, this progress report summarizes the laboratory results for soil and groundwater sampling of the temporary wells at the Site.

In addition to the assessment monitoring program at the Site, Georgia Power conducted a human health and ecological risk assessment of cobalt SSLs in groundwater at AP-1 through March 2020. The risk evaluation provides one of many lines of evidence that will be reviewed and factored into the remedy selection process, which will be completed in accordance with § 257.97. Based on this risk evaluation, "*constituents evaluated from AP-1 are not expected to pose a risk to human health or the environment. Accordingly, no further risk evaluation for groundwater or surface water is warranted*" (Wood, 2021). Cobalt data collected since March 2020 are consistent with data used in the risk evaluation; therefore, the conclusions of the *2021 Risk Evaluation Report* are supported by current conditions.

1.1 Evaluation of Corrective Measures

Pursuant to § 257.97, Georgia Power is evaluating the potential corrective measures in the ACM report to identify a remedy or combination of remedies as soon as feasible. The following corrective measures have been subject to evaluation for potential use at AP-1:

- Geochemical Approaches (In-Situ Injection)
- Hydraulic Containment (Pump and Treat)
- Monitored Natural Attenuation (MNA)
- In-Situ Solidification/Stabilization (ISS)
- Permeable Reactive Barrier (PRB)
- Phytoremediation
- Subsurface Vertical Barrier Wall (SVBW).

An evaluation of remedial technologies is presented in Table 1. To date, in-situ solidification/stabilization, phytoremediation, and subsurface vertical barrier wall have been removed from consideration. As required by the CCR Rule, this semi-annual progress report describes the progress made in selecting and designing a remedy.

The following remedial alternatives have been retained for further evaluation.

- **Geochemical Approaches (In-Situ Injection):** An injection well network, or other means of introducing reagents or air into the subsurface, is used to provide suitable reagents for either anaerobic or aerobic attenuation of constituents present as SSLs, including cobalt. Under aerobic conditions, soluble iron or manganese and oxygen (either via air sparging or through a chemical oxidant) would be injected to promote the formation of iron or manganese (oxy-) hydroxides for subsequent sorption of cobalt onto these mineral phases. If sufficient iron is present in groundwater, the use of air sparging alone may be considered to precipitate iron (oxy-) hydroxides for sorption. In-situ chemical oxidation (ISCO) or in-situ chemical reduction (ISCR) can be used to chemically alter the redox environment in the subsurface to affect the mobility of certain inorganic compounds.
- **Hydraulic Containment (Pump and Treat)**: Hydraulic containment involves extracting groundwater from wells or collection trenches to depress the water table and locally control the flow of groundwater. The proposed technology for a pump-and-treat system would include the installation of vertical and/or angled groundwater extraction wells downgradient of the area(s) targeted for treatment. Groundwater extraction wells can be designed and screened in the unconsolidated saprolite, transition zone, and fractured bedrock materials at the Site for effective hydraulic capture. Groundwater extraction wells installed in bedrock can alternatively be completed as open-hole borings to maximize groundwater removal from multiple water-bearing fracture zones at varying depths.
- **Monitored Natural Attenuation (MNA):** MNA relies on natural attenuation processes to achieve site-specific remediation objectives within a reasonable time frame relative to more active methods. Under certain conditions, natural processes effectively reduce the dissolved concentrations of inorganic constituents in groundwater through mechanisms such as sorption and/or mineral precipitation.
- **Permeable Reactive Barrier (PRB):** PRB technology typically involves the installation of a permeable subsurface wall constructed with reactive media for the removal of constituents as groundwater flows through the media. Both a combined zero-valent iron (ZVI)-carbon matrix or carbon only (bio-barrier) are likely viable for the removal of cobalt from groundwater. Carbon could be provided as peat moss, mulch, or from another source. Exact placement of the PRB would be contingent on finalization of the nature and extent characterization. PRBs can also be constructed as “funnel and gate” systems, where a barrier wall directs groundwater to a smaller “treatment gate” filled with reactive media.

Georgia Power proactively initiated adaptive site management as outlined in the ACM Report (Golder, 2022) to support the groundwater remedy selection process and address potential changes in site conditions as appropriate during the AP-1 closure. The adaptive site management approach will take existing site conditions, including natural attenuation mechanisms, into account.

Characterization activities to evaluate attenuation mechanisms at the Site may include collection of data necessary to progressively evaluate the existing and long-term effectiveness of these processes in the aquifer and reduce uncertainty for decision making at each screening step as listed in the EPA guidelines for MNA (US EPA 2007, 2015). The 2007 MNA technical guidance specific to inorganic contaminants contained four “tiers.”

The 2015 MNA guidance, which expands on and is designed to be a companion to the 2007 MNA guidance, retains these four "tiers," but describes them as "phases."

- **Phase I:** Demonstration that the groundwater plume is *not expanding*.
- **Phase II:** Determination that the *mechanism and rate* of the attenuation process are sufficient.
- **Phase III:** Determination that the *capacity* of the aquifer is sufficient to attenuate the mass of contaminant within the plume and the *stability* of the immobilized contaminant is sufficient to resist re-mobilization.
- **Phase IV:** Design of a *performance monitoring program* based on an understanding of the mechanism of the attenuation process, and establishment of contingency remedies tailored to site-specific characteristics.

2.0 AP-1 CLOSURE ACTIVITIES

The *Amended Written Closure Plan* (Georgia Power, 2020) was prepared in accordance with 40 CFR 257, Subpart D and meets the requirements of 40 CFR 257.102(b) and 391-3-4-.10. The surface impoundment (AP-1) at Plant Scherer is planned to be closed by consolidating the CCR within the 550-acre impoundment to a smaller footprint in accordance with 391-3-4-.10 and 40 CFR 257.102(b)(1)(iii). The proposed closure footprint will consist of two principal regions within the existing AP-1 footprint: a closure-by-removal area located to the north and a consolidated closure-in-place footprint in the south. The two proposed closure areas will be separated by a new northern embankment berm that will buttress the CCR consolidated within the southern closure-in-place footprint. The reduced footprint of the consolidated CCR will then be closed in place with a final cover system. Site work, including infrastructure updates, has begun in anticipation of closure while the CCR permit application is under review by GA EPD.

3.0 SUMMARY OF WORK COMPLETED

The following sections summarize field investigation activities and supplemental data collected to support site characterization and delineation of identified Appendix IV SSLs, as well as to evaluate the corrective measures presented in the ACM report. The data will be used to evaluate the feasibility, mechanisms, rates, and stability of identified remedial alternatives to address SSLs of cobalt in groundwater at AP-1. An evaluation of the data as they relate to remedy selection alternatives is ongoing and will be presented in future report(s).

3.1 Nature and Extent Delineation

CCR compliance groundwater monitoring-related activities have been performed for AP-1 since September 2016 pursuant to the CCR rule. Georgia Power initiated an assessment monitoring program in November 2018 after identifying statistically significant increases (SSIs) of Appendix III parameters in groundwater. Pursuant to § 257.95, samples were collected from the detection and assessment monitoring wells and analyzed for Appendix IV constituents.

Assessment monitoring groundwater data exhibit SSLs of cobalt at monitoring wells SGWC-10, SGWC-11, SGWC-15, SGWC-18, and SGWC-20. Details are provided in the *2024 Semi-Annual Groundwater Monitoring and Corrective Action Report* (WSP, 2024b).

The locations of the Site monitoring wells and piezometers are shown on Figure 2. Table 2 provides a summary of construction details for each of the Site monitoring wells and piezometers, respectively. A potentiometric surface map illustrating the February 19, 2024, potentiometric surface elevations is provided as Figure 3.

3.1.1 Horizontal and Vertical Delineation

To characterize the nature and extent of cobalt SSLs, multiple piezometers have been installed and sampled semi-annually at the Site; the table below lists the respective pairs of horizontal and vertical delineation piezometers that are sampled with reference to the detection monitoring wells.

Detection Monitoring Well with Cobalt SSL	Assessment Well Providing Vertical Delineation	Assessment Well Providing Horizontal Delineation
SGWC-10	PZ-69I	PZ-13S
SGWC-11	PZ-44I	PZ-14S
SGWC-15	PZ-17I	PZ-39S
SGWC-18	PZ-40I	PZ-41S
SGWC-20	PZ-42I	PZ-43S

Based on review of the analytical results and statistical analyses, horizontal and vertical delineations are complete. Horizontal delineation for cobalt is defined by assessment monitoring wells PZ-13S, PZ-14S, PZ-39S, PZ-41S and PZ-43S. There are no SSLs for any of the horizontal assessment wells and therefore horizontal delineation is complete. Vertical delineation for cobalt is defined using assessment monitoring wells PZ-69I, PZ-44I, PZ-17I, PZ-40I, and PZ-42I. There are no SSLs for PZ-69I, PZ-44I, PZ-17I, PZ-40I, and PZ-42I, therefore, vertical delineation is complete. Details regarding the data for specific well pairs used for delineation are described in detail in the *2024 Semi-Annual Groundwater Monitoring and Corrective Action Report* (WSP, 2024b).

3.1.2 Transect Soil Borings Investigation

Laboratory analyses of soil samples collected from soil boring transects at SGWC-10, SGWC-11, SGWC-15, SGWC-18 and SGWC-20 (Figures 4 and 5) was conducted in 2024 to provide additional data on the interaction of pH and cobalt. The laboratory results were summarized in Table 4 and the recent analyses are provided in Appendix A. Analysis of these results will be used to evaluate remedy alternatives.

3.1.3 Temporary Monitoring Wells

Each of the thirteen (13) temporary monitoring wells installed in October 2023 were sampled in February 2024 to support further evaluation of cobalt concentrations in SGWC-15, SGWC-18, and SGWC-20. A summary of temporary monitoring well construction data is presented in Table 3 and results of temporary monitoring well sampling in February 2024 are presented in Table 5.

Field data and sampling notes for each temporary piezometer are recorded on the field information forms, including a description of the sampling equipment, sampling method, purge rate, field observations, and depth-to-water measurements. Appendix B includes field data sheets and the Low-Flow Test Reports. The laboratory analyses were performed by Eurofins Test America Laboratory (TAL) locations in Savannah, Georgia and Orlando, Florida. Groundwater data and chain-of-custody records for the supplemental investigation are presented in Appendix C. Figures 6, 6A, 6B, and 6C present isoconcentration contours for cobalt SSLs reported in February 2024.

3.2 Supplemental Data Collection

Groundwater samples collected from the detection and assessment monitoring well networks in February 2024 were analyzed for major ions (magnesium, potassium, sodium, total and bicarbonate alkalinity), and minor ions (iron and manganese). Results are included in the *2024 Semi-Annual Groundwater Monitoring and Corrective Action Report* (WSP, 2024b).

Groundwater and aquifer solids collected to date along with data collection described below will be used to evaluate the feasibility, mechanisms, rates, and stability of identified remedial alternatives to address SSLs of cobalt in groundwater at AP-1.

4.0 UPDATED SITE CONCEPTUAL MODEL

Additional data collection since the issuance of the ACM allows for the development of a more refined conceptual site model (CSM) and will be used to supplement the current *Hydrogeologic Assessment Report* (Golder, 2021 and WSP, 2024c). The following summarizes the current understanding of the CSM within the context of selecting an appropriate groundwater corrective measure for AP-1.

- The February 19, 2024 potentiometric surface shows groundwater flow is generally from the west and northwest towards AP-1 and radially to the northeast and east, southeast and south, and southwest from AP-1, which sits on a topographic high, as shown on Figure 3. The latest water level data collected in 2024 confirmed groundwater flow in the uppermost aquifer to be consistent with the CSM.
- Cobalt concentrations above the GWPS are limited to the immediate proximity of detection wells SGWC-18 and SGWC-20, and within 300 feet of well SGWC-15 (Figures 6, 6B, and 6C). At locations SGWC-10 and SGWC-11, elevated cobalt is limited to a small area as shown by delineation wells PZ-13S, PZ-14S, and PZ-25I (Figure 6A).

5.0 CORRECTIVE MEASURES ALTERNATIVES

Table 1 presents a summary of each of the remedial alternatives presented as part of the ACM. Table 6 provides a summary of additional data planned to be collected to further evaluate the feasibility of these alternatives. The retention evaluation (Retained for Further Evaluation or Not Retained) for each potential remedial alternative is included in Table 1. Each of the alternatives described in Section 1.1 and listed below are retained for further evaluation:

- Geochemical Approaches (In-Situ Injection)
- Hydraulic Containment (Pump and Treat)
- Monitored Natural Attenuation (MNA)
- Permeable Reactive Barrier (PRB)

Phytoremediation, in-situ solidification/stabilization (ISS), and subsurface vertical barrier wall (SVBW) have been removed from consideration as remedial alternatives for the Site as described below:

- Phytoremediation has not been retained due to relatively thick overburden in hydraulic connection with partially weathered rock. Other options are considered more suitable. In addition, the presence of Site utilities beyond the limits of AP-1 in the areas of cobalt detections limits the amount of space available to install

phytoremediation components. The potential for compromising the stability of the dam along the eastern side of AP-1 is also a consideration relative to the construction of phytoremediation (e.g., digging many holes to plant deep-rooted trees at the base of the dam) in the immediate vicinity of the certain wells with identified SSLs. As such, phytoremediation has been screened out based on deficiencies of effectiveness and the depth and geology of the affected area.

- In-Situ Solidification/Stabilization has not been retained for consideration at AP-1. ISS has been more widely implemented as a source control measure. Because the cobalt detections at AP-1 are relatively low, cobalt SSLs are localized to a few locations, and the occurrence of cobalt at these locations are likely due to groundwater pH variations along the flow paths; ISS is not practical for groundwater remediation at these locations beyond the AP-1 boundary. As such, ISS has been screened out.
- Subsurface Vertical Barrier Wall has not been retained for consideration at AP-1. A cut-off wall is not appropriate for the remediation of cobalt at Plant Scherer as the concentrations of cobalt exceeding the GWPS is limited to a small area surrounding each of five wells. SVBW is typically used for groundwater remediation to prevent lateral migration of impacts in groundwater. The lateral extent of cobalt concentrations exceeding the GWPS at Scherer has been delineated to a small area. The source of cobalt in groundwater at each of the five well locations (SGWC-10, SGWC-11, SGWC-15, SGWC-18, and SGWC-20) is released from the natural environment as a result of low pH in groundwater.

6.0 PLANNED ACTIVITIES

Georgia Power has initiated activities as outlined in the ACM Report (Golder, 2022) to support the groundwater remedy selection process and address potential changes in Site conditions as appropriate. The adaptive site management approach toward remedy selection may be adjusted as new Site information and technologies become available. To this end, Georgia Power will continue its data collection efforts as necessary in support of efforts to refine the CSM and to further evaluate the feasibility of each corrective measure retained for further evaluation.

Additional field investigation activities, supplementary data collection and data analyses are planned as described in Table 6 to evaluate potential remedial alternatives. Key elements are summarized below.

- Collect additional groundwater quality data to further evaluate natural attenuation. In addition to Appendix III/IV constituents, monitoring wells may also be analyzed for major cations/anions and other parameters for characterization of groundwater and evaluation of potential remedies.
- Evaluate Site soil data to determine attenuation mechanism and rates, aquifer capacity for attenuation, and mineralogical characterization for geochemical modeling.
- Perform geochemical modeling and conceptualize injection of various media to support future remedy selection.

Georgia Power will continue to prepare semi-annual progress reports to document AP-1 groundwater conditions, results associated with additional data collection, and the progress in selecting and designing a groundwater remedy in accordance with § 257.97(a). Georgia Power will include these future semi-annual progress reports with routine groundwater monitoring and corrective action reports to meet the requirements of § 257.105(h)(12), § 257.106(h)(9), and § 257.107(h)(9), respectively.

7.0 REFERENCES

Georgia EPD, 2016. Chapter 391-3-4 Rules for Solid Waste Management, Georgia Environmental Protection Division.

Georgia Power, 2020. Amended Written Closure Plan 40 CFR 257.102, Plant Scherer Ash Pond 1, October 30, 2020.

Golder, 2021, *Hydrogeologic Assessment Report*, Plant Scherer Ash Pond 1 (AP-1), Golder Associates Inc., September 2021.

Golder, 2022. *Assessment of Corrective Measures Report* – Plant Scherer Ash Pond 1 (AP-1), Golder Associates USA Inc., April 15, 2022.

US EPA 2007. Monitored Natural Attenuation for Inorganic Contaminants in Ground Water. Volume 1 – Technical Basis for Assessment. National Risk Management Laboratory. EPA/600/R-07/139. October 2007.

US EPA, 2015. *Use of Monitored Natural Attenuation for Inorganic Contaminants in Groundwater at Superfund Sites.* U.S. Environmental Protection Agency Office of Solid Waste and Emergency Response Directive, August 2015.

US EPA, 40 CFR 257, Subpart D, 80 Fed. Reg. 21468 (April 17, 2015, revised August 2016).

Wood, 2021. *Risk Evaluation Report,* Plant Scherer Ash Pond 1, Juliette Georgia, January 2021.

WSP, 2023. *2023 Semi-Annual Remedy Selection and Design Progress Report,* Georgia Power Company, Plant Scherer Ash Pond 1, WSP USA Inc., August 31, 2023.

WSP, 2024a. *2023 Annual Groundwater Monitoring and Corrective Action Report* – Plant Scherer Ash Pond 1 (AP-1), WSP USA Inc., January 31, 2024.

WSP, 2024b. *2024 Semi-Annual Groundwater Monitoring and Corrective Action Report* – Plant Scherer Ash Pond 1 (AP-1), WSP USA Inc., August 30, 2024.

WSP, 2024c. *Hydrogeologic Assessment Report,* Plant Scherer Ash Pond 1 (AP-1), WSP USA Inc., September 2024.

Tables

TABLE 1
EVALUATION OF REMEDIAL TECHNOLOGIES
Georgia Power Company
Plant Scherer – Ash Pond 1
Monroe County, GA

Corrective Measure	REGULATORY CITATION FOR CRITERIA: 40 CFR 257.96(C)(1)		
	Description	**Performance**	**Reliability**
Geochemical Approaches (in-situ injection)	Use of an injection well network, or other means of introducing reagents or air into the subsurface, to provide suitable reagents for either anaerobic or aerobic attenuation of cobalt (Co). Under anaerobic conditions, chemical reducing agents or electron donors to spur microbial reduction would be injected. Attenuation of Co would occur by retention within sparingly soluble sulfide minerals. Under aerobic conditions, soluble iron or manganese and oxygen (either via air sparging or through a chemical oxidant) would be injected to promote the formation of iron or manganese (oxy-) hydroxides for subsequent sorption of Co onto these mineral phases. If sufficient iron is present in groundwater, the use of air sparging alone may be considered to precipitate iron (oxy-) hydroxides for sorption. In-situ chemical oxidation (ISCO) or in-situ chemical reduction (ISCR) can be used to chemically alter the redox environment in the subsurface to affect the mobility of certain inorganic compounds, including Co.	The effective immobilization of Co has been shown under aerobic and anaerobic conditions; however, the anaerobic approach (involving the injection of an electron donor together with iron or manganese and sulfur) requires careful study and testing. While aerobic approaches are somewhat less complex, additional aquifer characterization is needed to further evaluate these options.	Reliability dependent on permeability of the subsurface and the amount and distribution of secondary iron or manganese (oxy-) hydroxides (for aerobic approach), or electron donors and soluble iron or manganese and sulfur that can be consistently distributed (for anaerobic approach). Reliable technology if injected materials can be distributed throughout the impacted aquifer. Bench- and/or pilot-scale treatability testing programs are needed to understand the biogeochemical processes that would effectively reduce migration of Co in groundwater.
Hydraulic Containment (pump-and-treat)	Hydraulic containment refers to the use of groundwater extraction to induce a hydraulic gradient for hydraulic capture or control the migration of impacted groundwater. This approach uses extraction wells or trenches to capture groundwater, which may subsequently require above-ground treatment and permitted discharge to a receiving water feature, reinjection into the groundwater, or reuse (e.g., land application, CCR conditioning, etc.). It is applicable to a variable mix of inorganic constituents, including dissolved Co.	Pump and treat (P&T) is effective at providing hydraulic control, but it is unclear whether full groundwater remediation can be achieved without further understanding attenuation mechanisms at the Site. At AP-1, implementation of the corrective measure is contingent on completing additional assessment activities (i.e., high-resolution site characterization, additional pump tests, flow modeling, and capture zone analysis). This is needed to refine the constituent distribution in the subsurface to target specific zones for pumping for improved mass recovery efficiency/effectiveness and to further evaluate the potential remedy performance.	Generally reliable for hydraulic containment, but uncertainty exists whether groundwater remediation goals can be achieved within a reasonable time frame without further understanding attenuation mechanisms.

TABLE 1
EVALUATION OF REMEDIAL TECHNOLOGIES
Georgia Power Company
Plant Scherer – Ash Pond 1
Monroe County, GA

Corrective Measure	REGULATORY CITATION FOR CRITERIA: 40 CFR 257.96(C)(1)		
	Description	**Performance**	**Reliability**
Monitored Natural Attenuation (MNA)	MNA relies on natural attenuation processes to achieve site-specific remediation objectives within a reasonable time frame relative to more active methods. Under certain conditions (e.g., through sorption, mineral precipitation, or oxidation-reduction reactions), MNA effectively reduces the dissolved concentrations of inorganic constituents in groundwater. Attenuation mechanisms for inorganic constituents at CCR sites, including Co at AP-1, are either physical (e.g., dilution, dispersion, flushing, and related processes) or chemical (sorption or oxidation reduction reactions). Chemical attenuation processes include precipitation, and sorption reactions such as adsorption on the surfaces of soil minerals, absorption into the matrix of soil minerals, or partitioning into organic matter. Further, oxidation-reduction (redox) reactions, via abiotic or biotic processes, can transform the valence states of some inorganic constituents to less soluble and thus less mobile forms. For Co, the main attenuation processes include sorption to iron and manganese oxides and formation of sparingly soluble sulfide minerals.	Physical and chemical MNA mechanisms for Co, including dilution, dispersion, sorption, and oxidation reduction reactions can be effective at achieving groundwater protection standards (GWPS) within a reasonable time frame. Closure will improve the mass balance such that the buffer capacity of the aquifer is unlikely to be exhausted, and the attenuation processes already at work for Co at AP-1 will further enhance ongoing MNA.	Reliable as long as sufficient attenuation capacity is present. MNA is reliable and can either be used as a stand-alone corrective measure for groundwater impacted by dissolved Co, or in combination with a second technology.
In-Situ Solidification / Stabilization (ISS)	ISS, also referred to as single auger mixing or deep soil mixing, uses a crane-mounted large-diameter auger system to drill into affected soils and uniformly mix the soils with cement to create a monolith (solidification) or with appropriate chemical additives to chemically bind constituents within the solid matrix (stabilization). This remedy can also be achieved by a cutter head on an excavator if treatment depths do not exceed the reach of the excavator. Additional equipment utilized for treatment primarily consists of a grout mixing plant, a grout pump and a mixing rig designed to encapsulate constituents in a monolithic solid of low hydraulic conductivity, thereby minimizing constituent migration.	Groundwater impacts outside the ISS treatment zone would be addressed through the processes of natural attenuation. This alternative would isolate/secure the area of influence outside the CCR unit in a bound matrix, and over time, allow the concentrations of constituents of concern (COCs) in groundwater to decline to below applicable standards.	In-situ stabilization can be a reliable corrective measure for Co in groundwater. Reliability is dependent successful implementation of the mix design in the field to achieve monolith uniformity and hydraulic conductivity reduction.

TABLE 1
EVALUATION OF REMEDIAL TECHNOLOGIES
Georgia Power Company
Plant Scherer – Ash Pond 1
Monroe County, GA

Corrective Measure	REGULATORY CITATION FOR CRITERIA: 40 CFR 257.96(C)(1)		
	Description	**Performance**	**Reliability**
Permeable Reactive Barrier (PRB)	Permeable reactive barrier (PRB) technology typically involves the installation of a permeable subsurface wall constructed with reactive media for the removal of constituents as groundwater passes through. Either a zero-valent iron (ZVI) plus carbon matrix or a carbon only bio-barrier are likely viable for the removal of Co. The carbon could be supplied as peat moss, mulch, or another carbon source. Exact placement of the PRB would be contingent on finalization of the nature and extent characterization. PRB walls are typically keyed into the bedrock. While the shallow groundwater in the residuum and fractured bedrock is connected to the groundwater in more competent bedrock, the higher permeability/conductivity of the PRB is not expected to impede groundwater flow. PRBs can also be constructed as “funnel and gate” systems, where a barrier wall directs groundwater to a smaller “treatment gate” filled with reactive media.	PRBs have been shown to effectively address Co in groundwater. The approach is expected to achieve GWPS for Co as impacted groundwater passes through the reactive barrier. Furthermore, additional testing is required to select the appropriate sorptive media mix.	Reliable groundwater corrective measure technology, but loss of reactivity over time may require re-installation depending on the duration of the remedy. Additional data collection, including conducting a bench and/or pilot study, is needed to select the appropriate reactive media mix and dosages for a PRB wall.
Phyto Remediation (TreeWell®)	Phytoremediation uses trees and other plants to degrade or immobilize constituents or achieve hydraulic control without the need for an above-ground water treatment system and infrastructure. Within the context of AP-1, this corrective measure would likely use an engineered (proprietary) TreeWell® phytoremediation system along the point of compliance or downgradient edge of the impacted groundwater for hydraulic control. The system promotes root development to the targeted groundwater zone (depth), allowing for hydraulic control of impacted groundwater. In addition, immobilization of Co within the root zone as well as incidental uptake of dissolved Co with groundwater is expected to occur concurrent with hydraulic control.	Once established (typically at the end of the third growing season), a TreeWell® system is effective for providing hydraulic containment of groundwater, and potential reduction of Co concentration through immobilization and/or uptake and sequestration in the tree biomass; however, the main purpose is to provide hydraulic control.	Engineered phytoremediation is a proven technology where hydrogeologic factors are taken into account (e.g., hydraulic conductivity, flow velocity, depth to impacted groundwater zone, etc.). This is considered an active remedial approach through the use of trees as the "pumps" driving the system. Careful design will be needed to select the proper species, which will include consideration of groundwater chemistry, plant uptake of constituents, and groundwater flow modeling to evaluate the required number and placement of TreeWell® units.
Subsurface Vertical Barrier Walls (SVBW)	This approach involves placing a barrier to groundwater flow in the subsurface to prevent future migration of dissolved constituents in groundwater beyond the walled area to downgradient areas. In general, barrier walls are designed to provide containment; and when fully encompassing, SVBWs require a pump and treatment system to maintain inward hydraulic gradients and treat extracted water. Barrier walls can also be used in downgradient applications to limit potential influence to/from surface water features. A variety of barrier materials can be used, including cement and/or bentonite slurries, geomembrane composite materials, or driven materials such as steel or vinyl sheet pile.	Barrier walls are a proven technology for groundwater cutoff at impoundments. Slurry walls are limited by the depth of installation, which is approximately 90 ft below ground surface. However, site-specific geologic and technology-specific considerations may limit this depth to shallower installations. Within the context of AP-1, a barrier wall might be used in conjunction with a “funnel and gate” system for a PRB rather than a stand-alone technology. As such, groundwater with Co above GWPS could either be directed to “treatment gates” for passive treatment (in a PRB) or migration of impacted groundwater could be minimized via barrier wall installation. Additional subsurface investigations, aquifer testing, and compatibility testing with site-specific groundwater will be needed.	Generally reliable as a barrier to groundwater flow; however, treatment of downgradient groundwater is incidental and not the primary objective.

TABLE 1
EVALUATION OF REMEDIAL TECHNOLOGIES
Georgia Power Company
Plant Scherer – Ash Pond 1
Monroe County, GA

Corrective Measure	REGULATORY CITATION FOR CRITERIA: 40 CFR 257.96(C)(1)		
	Ease of Implementation	**Potential Impacts**	**Time Requirement to Begin/Complete**
Geochemical Approaches (in-situ injection)	Moderate. Installation of injection well network or other injection infrastructure would be required. Alternative installation approaches may be considered, such as along the downgradient edge of impacted groundwater, which would function similarly to a PRB application. Potential for clogging of aquifer matrix and/or injection well infrastructure. Chemical distribution during injections (i.e., radius of influence) needs to be evaluated.	Minimal impacts are expected if remedy works as designed, based on a thorough pre-design investigation, geochemical modeling, and bench/pilot study results. Redox-altering processes have the potential to mobilize naturally occurring constituents as an unintended consequence if not properly studied and implemented.	Design of a geochemical in-situ injection system will require numerical groundwater flow and geochemical modeling, bench-scale testing and may require a pilot test to obtain final design parameters that may take up to 24 months. After design, installation of the injection network can be accomplished relatively quickly (1 to 2 months). Once installed, the time required to achieve GWPS within the treatment area may be relatively quick but depends on the attenuation process kinetics of each targeted constituent. The time for complete distribution of the injected materials throughout the treatment area is also variable.
Hydraulic Containment (pump-and-treat)	Moderate. Proven approach, and supplemental installation of extraction wells/trenches is straightforward. The extracted groundwater may potentially require an above-ground treatment system. A variety of sorption and precipitation approaches exist for ex-situ treatment of Co. Operation and maintenance (O&M) requirements are expected to include upkeep of infrastructure components (pumps, pipes, tanks, instrumentation and controls, above-ground treatment system) and handling of treatment residuals.	The main potential impacts are related to the presence and operation of an on-site above-ground water treatment facility and related infrastructure to convey and treat extracted groundwater. Pumping activity may unintentionally alter the geochemistry within the hydraulic capture zone.	Design of a pump-and-treat system will require additional aquifer testing, numerical groundwater modeling, and if needed, design of a treatment system for the extracted groundwater (which itself will require significant treatability testing). Installation of extraction wells and/or trenches can be accomplished relatively quickly (1 to 2 months) and if required, the treatment system would require up to an additional year for construction and startup. The initiation of the approach would be contingent on the startup of the wastewater treatment infrastructure. Hydraulic containment can be achieved relatively quickly after startup of the extraction system, but uncertainty exists with respect to the time to achieve GWPS without additional data collection to better understand attenuation mechanisms for Co.
Monitored Natural Attenuation (MNA)	Easy. Easy to implement with respect to infrastructure, monitoring, and reporting. Proven approach, but additional data are needed to show that the existing attenuation capacity is sufficient to meet site objectives within a reasonable timeframe. A monitoring well network already exists to implement future groundwater monitoring efforts.	No impacts are anticipated; MNA relies on the natural processes active in the aquifer matrix to reduce constituent concentrations.	The evaluation of MNA as a viable remedy demonstrates that attenuation mechanisms and capacity are naturally present in the groundwater system. An MNA evaluation and groundwater and geochemical modeling and can take up to 1 year. The infrastructure to initiate MNA is already in place but may require some additional wells. MNA is expected to be successful within a reasonable time frame following pond closure. Engineering measures will be implemented during closure of the CCR unit to minimize potential impacts to the subsurface during closure activities and routine groundwater monitoring will be used to verify that groundwater impacts remain stable or decrease over time.

TABLE 1
EVALUATION OF REMEDIAL TECHNOLOGIES
Georgia Power Company
Plant Scherer – Ash Pond 1
Monroe County, GA

Corrective Measure	REGULATORY CITATION FOR CRITERIA: 40 CFR 257.96(C)(1)		
	Ease of Implementation	**Potential Impacts**	**Time Requirement to Begin/Complete**
In-Situ Solidification / Stabilization (ISS)	Difficult. ISS has been proven effective and stabilizing waste masses to prevent leaching, but very intensive program to solidify an entire CCR unit. Significant heavy equipment and traffic on-Site and working on the AP-1 unit. ISS has not been commonly used to stabilize entire ash units as part of a closure strategy.	Following completion, potential impacts of the remedy will be negligible. During construction, general construction safety risks would be elevated above less-intensive remedies.	Design of an In-situ stabilization remedy for AP-1 will take several years to complete and will require bench scale testing to determine the appropriate amendment mix for a variety of overburden geologic materials. Pilot testing will also be needed to verify the ability of equipment to solidify material at depth. Following design, implementation to solidify the AP-1 CCR mass could take many years and may be delayed by availability of specialized contractors and equipment.
Permeable Reactive Barrier (PRB)	Moderate to Difficult. Trenching would be required to install a mix of reactive materials in the subsurface. Continuous trenching may be the most feasible construction method. Installation methods and materials are readily available. Once installed, treatment will be passive and O&M requirements are minimal if replacement of the PRB is not necessary.	Minimal impacts are expected following the construction of the remedy. However, ZVI has the potential to create anaerobic conditions downgradient of the PRB wall that may mobilize redox-sensitive naturally occurring constituents. These conditions need to be carefully monitored. Short-term impacts during the construction of the remedy can be mitigated through appropriate planning and health and safety measures.	Design of a PRB may take up to 2 years, including bench/column testing for selection of reactive media and dosages (percent by weight), selection of ballast material for target hydraulic conductivity of the mixed porous media, and numerical groundwater modeling required to evaluate post-installation flow. Installation of a PRB can be accomplished relatively quickly (6 to 12 months), depending on the final location and configuration. Once installed, the time to achieve GWPS downgradient of the PRB is anticipated to be relatively short.
Phytoremediation	Reasonably implementable to moderate. Engineered approach has been proven effective, and specific depth zones can be targeted. Species are selected and trees are installed such that the root zone can intercept impacted groundwater flow paths. Area must be clear of above and below-ground structures (e.g., power lines). The system, once established (approximately three growing seasons), is a self-maintaining, sustainable remedial system that has no external energy requirements and little maintenance (i.e., efforts normally associated with landscaping).	Minimal impacts are expected. In fact, there are several positive impacts expected, including enhanced aesthetics, wildlife habitat, and limited energy consumption.	The design phase may take up to 6 months, and some groundwater modeling may be required. Depending on the number of required units, the installation effort is expected to last several weeks. Hydraulic capture/control is expected approximately three years after planting and system performance is expected to further improve over time.
Subsurface Vertical Barrier Walls (SVBW)	Moderate to difficult. Trenching will be required to fill in the various slurry mixes; alternatively, sheet pile installations can be accomplished without excavation of trenches. The application of barrier walls is limited by the depth of installation, which, similarly to PRBs, should be keyed into a low permeability layer such as a thick clay layer, PWR, or bedrock. Installation methods and materials are readily available.	Minimal impacts are expected following the construction of the remedy. Short-term impacts during the construction of the remedy can be mitigated through appropriate planning and health and safety measures. Changes to groundwater flow patterns due to installation of the barrier wall are expected, which can affect other aspects of groundwater corrective action.	The design phase may take up to 24 months and is likely to include additional aquifer testing and numerical groundwater modeling. Installation of a barrier wall can be accomplished relatively quickly (6 to 12 months), depending on the final location and configuration. Once installed, preventing migration of constituents dissolved in groundwater is anticipated to be relatively quick. Since this approach does not treat the downgradient area of impacted groundwater but prevents migration, it will likely have to be maintained long term and be coupled with other approaches.

TABLE 1
EVALUATION OF REMEDIAL TECHNOLOGIES
Georgia Power Company
Plant Scherer – Ash Pond 1
Monroe County, GA

Corrective Measure	REGULATORY CITATION FOR CRITERIA: 40 CFR 257.96(C)(1)		Relative Costs	Retention Evaluation
	Institutional Requirements	Other Env. Or Public Health Requirements		
Geochemical Approaches (in-situ injection)	Deed restrictions may be necessary until in-situ treatment has achieved GWPS. A new UIC permit (for in-situ injections) would be required to implement this corrective measure. No other institutional requirements expected.	None expected. Potential for mobilization of redox-sensitive constituents exists during implementation of an anerobic attenuation approach. Following installation, the remedy is passive.	Medium (depending on expanse of injection network required and injectate volume required per derived design parameters)	Retained for further analysis; can be applied to retain Co as a sparingly soluble mineral or could be applied to raise the groundwater pH to promote immobilization through sorption mechanisms.
Hydraulic Containment (pump-and-treat)	Depending on the effluent management strategy, modifications to the existing NPDES permit may be required, or an underground injection control (UIC) permit may be needed if groundwater recirculation is chosen. In addition, deed restrictions may be required as long as groundwater conditions remain above regulatory standards for unrestricted use.	Above-ground treatment components may need to be present for an extended period of time, generating residuals requiring management and disposal.	Medium to high (depending on remedy duration, complexity of above-ground treatment system, and volume of water processed)	Retained for further analysis; extracted water could be routed to wastewater treatment infrastructure built for dewatering and closure of ponds at the site.
Monitored Natural Attenuation (MNA)	MNA may require the implementation of institutional controls, such as deed restrictions, until GWPS can be achieved.	Little to no physical disruption to remediation areas and no adverse construction-related impacts are expected on the surrounding community.	Low to medium	Retained for further analysis. The MNA Feasibility Report suggested that MNA may not be feasible alone for each of the SSL well locations, may be used in conjunction with other potential groundwater corrective measures.
In-Situ Solidification / Stabilization (ISS)	Deed restrictions may be necessary until groundwater concentrations are below GWPS. No other institutional requirements that may limit application of this technology are expected.	Changes to groundwater chemistry relative to the mobility of Appendix IV constituents following completion of ISS, where large volumes of amendments (typically portland cement) are added to the subsurface, are unknown and would require pilot testing.	Very high, significant equipment, labor, and reactant/stabilization demand.	Not Retained for further analysis. ISS has been more widely implemented as a source control measure. Because the cobalt detections at AP-1 are relatively low, cobalt SSLs are localized beyond the AP-1 boundary, and the occurrence of cobalt at these locations is likely due to groundwater pH variations along the flow paths, ISS is not practical for groundwater remediation.
Permeable Reactive Barrier (PRB)	Deed restrictions may be necessary for groundwater where a PRB is selected. No other institutional requirements are expected.	None expected. Following installation, the remedy is passive. However, certain treatment media (such as ZVI) have the potential to mobilize naturally occurring constituents outside the flow path of the PRB.	Medium to high (for installation) - minimal O&M requirements if replacement is not necessary	Retained for further analysis; capable of treating Co when PRB can be placed appropriately given physical Site constraints.

TABLE 1
EVALUATION OF REMEDIAL TECHNOLOGIES
Georgia Power Company
Plant Scherer – Ash Pond 1
Monroe County, GA

Corrective Measure	REGULATORY CITATION FOR CRITERIA: 40 CFR 257.96(C)(1)		Relative Costs	Retention Evaluation
	Institutional Requirements	Other Env. Or Public Health Requirements		
Phytoremediation	Deed restrictions may be necessary for groundwater areas upgradient of the phytoremediation layout. No other institutional requirements are expected.	None expected. Following installation, the remedy is passive and does not require external energy.	Medium (for installation) - minimal O&M requirements	Not retained due to deficiencies/incompatibility with the relatively thick overburden, partially weathered rock, and site layout. Other options more suitable for this site.
Subsurface Vertical Barrier Walls (SVBW)	Deed restrictions may be necessary for groundwater areas in the vicinity of the barrier wall until remedial goals are met. No other institutional requirements are expected.	If groundwater extraction associated with barrier walls is necessary to maintain inward gradients, above-ground treatment components may need to be present for an extended period of time, generating residuals requiring management and disposal.	Medium to high (depending on length and depth of wall and need for treatment of extracted water)	Capable of limiting Co migration in groundwater, but not retained for further analysis due to the localized nature of the Co SSLs at this site.

TABLE 2
SUMMARY OF MONITORING WELL, ASSESSMENT WELL AND PIEZOMETER CONSTRUCTION DATA
Georgia Power Company
Plant Scherer - Ash Pond 1
Monroe County, GA

Well ID	Compliance Purpose	Location	Northing[1]	Easting[1]	Ground Surface Elevation (feet)[2]	Top of Casing Elevation (feet)[2]	Top of Screen Elevation[3] (feet)	Bottom of Screen Elevation[3] (feet)	Total Well Depth[5] (feet below land surface)	Groundwater Zone Screened	Installation Date
AP-1 DETECTION MONITORING WELL NETWORK											
SGWA-1	Detection	Upgradient	1119233.10	2399899.81	544.07	546.83	503.57	493.57	50.90	Saprolite	02/11/2015
SGWA-2	Detection	Upgradient	1119237.67	2399908.19	543.95	546.94	458.55	448.55	95.80	Bedrock	02/17/2015
SGWA-3	Detection	Upgradient	1120224.15	2399296.64	542.88	545.83	502.88	492.88	50.00	Saprolite	11/18/2015
SGWA-4	Detection	Upgradient	1121477.05	2401124.64	544.81	547.66	494.31	484.31	60.50	Saprolite	11/17/2015
SGWA-5	Detection	Upgradient	1118088.42	2397426.26	505.73	508.48	485.53	475.53	30.20	Saprolite	11/18/2015
SGWA-24	Detection	Upgradient	1118121.96	2400743.52	489.32	492.38	461.62	451.62	38.10	Saprolite	02/10/2015
SGWA-25	Detection	Upgradient	1120555.28	2400857.08	523.20	526.49	488.60	478.60	45.00	Saprolite	02/18/2015
SGWC-6	Detection	Downgradient	1122167.18	2401979.98	507.67	510.49	492.67	482.67	25.00	Saprolite	11/12/2015
SGWC-7	Detection	Downgradient	1122668.61	2402259.75	503.45	506.40	478.45	468.45	35.00	Bedrock	11/11/2015
SGWC-8	Detection	Downgradient	1122865.98	2402979.50	511.48	514.28	481.48	471.48	40.00	Bedrock	11/10/2015
SGWC-9	Detection	Downgradient	1122634.64	2403455.19	507.63	510.62	482.63	472.63	35.00	Saprolite	11/06/2015
SGWC-10	Detection	Downgradient	1121895.85	2404046.92	506.60	509.41	486.60	476.60	30.00	Saprolite	11/05/2015
SGWC-11	Detection	Downgradient	1121542.11	2404332.12	508.62	511.47	478.62	468.62	40.00	Saprolite	10/29/2015
SGWC-12	Detection	Downgradient	1121576.75	2405009.92	497.70	500.53	460.70	450.70	47.60	Saprolite	10/30/2015
SGWC-13	Detection	Downgradient	1121274.85	2405761.20	479.92	482.71	454.92	444.92	35.00	Saprolite	11/04/2015
SGWC-14	Detection	Downgradient	1120966.13	2406329.89	473.32	476.72	448.52	438.52	35.30	Saprolite	02/24/2015
SGWC-15	Detection	Downgradient	1120191.20	2407093.92	479.66	482.75	444.86	434.86	45.20	Saprolite	02/26/2015
SGWC-16	Detection	Downgradient	1119221.42	2407155.89	457.03	460.31	428.23	418.23	39.20	Saprolite	03/03/2015
SGWC-17	Detection	Downgradient	1118308.77	2407267.44	414.93	418.00	400.83	390.83	24.50	Saprolite	03/11/2015
SGWC-18	Detection	Downgradient	1116947.75	2406931.32	510.31	513.29	476.21	466.21	44.50	Saprolite	03/17/2015
SGWC-19	Detection	Downgradient	1116024.59	2406097.05	475.83	478.94	451.63	441.63	34.60	Saprolite	03/18/2015
SGWC-20	Detection	Downgradient	1116020.73	2405307.67	501.49	504.60	486.49	476.49	25.00	Saprolite	11/19/2015
SGWC-21	Detection	Downgradient	1115409.88	2404197.33	484.67	487.67	470.17	460.17	24.90	Saprolite	05/06/2015
SGWC-22	Detection	Downgradient	1115540.08	2403001.81	515.41	518.02	478.91	468.91	50.10	Saprolite	01/22/2015
SGWC-23	Detection	Downgradient	1116693.80	2402131.07	520.02	523.10	480.72	470.72	49.70	Bedrock	02/03/2015
AP-1 ASSESSMENT MONITORING WELL NETWORK											
PZ-13S	Assessment	Downgradient	1121957.03	2404227.47	517.48	520.51	482.58	472.58	45.30	Saprolite	04/01/2015
PZ-14S	Assessment	Downgradient	1121852.80	2404820.56	508.68	512.13	474.18	464.18	44.90	Saprolite	03/26/2015
PZ-17I	Assessment	Downgradient	1120190.27	2407107.37	479.90	483.03	393.20	383.20	97.30	Bedrock	02/27/2015
PZ-39S	Assessment	Downgradient	1120178.43	2407470.49	471.79	474.58	405.79	395.79	76.40	Saprolite	08/21/2018
PZ-40I	Assessment	Downgradient	1116960.39	2406934.72	510.09	512.55	437.09	427.09	83.40	Bedrock	08/15/2018
PZ-41S	Assessment	Downgradient	1116799.18	2407124.98	488.56	491.50	453.56	448.56	45.00	Saprolite	08/16/2018
PZ-42I	Assessment	Downgradient	1116013.79	2405294.12	500.45	503.18	414.45	404.45	96.00	Bedrock	08/21/2018
PZ-43S	Assessment	Downgradient	1115598.12	2405507.16	501.19	504.03	460.69	450.69	50.50	Saprolite	08/17/2018
PZ-44I	Assessment	Downgradient	1121515.40	2404330.23	507.86	510.36	403.86	393.86	114.00	Bedrock	09/05/2018
PZ-69I	Assessment	Downgradient	1121906.36	2404051.35	506.00	508.85	410.00	400.00	106.00	Bedrock	01/13/2022

TABLE 2
SUMMARY OF MONITORING WELL, ASSESSMENT WELL AND PIEZOMETER CONSTRUCTION DATA
Georgia Power Company
Plant Scherer - Ash Pond 1
Monroe County, GA

Well ID	Compliance Purpose	Location	Northing[1]	Easting[1]	Ground Surface Elevation (feet)[2]	Top of Casing Elevation (feet)[2]	Top of Screen Elevation[3] (feet)	Bottom of Screen Elevation[3] (feet)	Total Well Depth[5] (feet below land surface)	Groundwater Zone Screened	Installation Date
PIEZOMETERS											
LPZ-01	Piezometer	Upgradient	1117001.58	2398513.19	549.97	553.29	495.97	485.97	65.80	PWR/Bedrock	11/10/2015
LPZ-02	Piezometer	Upgradient	1119972.34	2398004.93	511.07	514.52	501.07	491.07	20.00	Saprolite	11/20/2015
LPZ-03	Piezometer	Upgradient	1117883.86	2398657.00	512.15	515.45	487.15	477.15	35.00	Saprolite	11/18/2015
LPZ-04	Piezometer	Upgradient	1115962.59	2397083.47	458.11	461.24	440.11	430.11	40.00	Saprolite	11/19/2015
LPZ-05	Piezometer	Upgradient	1115328.95	2399698.53	521.51	524.51	479.41	469.41	57.50	Saprolite	11/05/2015
PZ-2I	Piezometer	Downgradient	1115544.85	2402990.76	514.81	517.56	440.91	430.91	84.30	Bedrock	01/27/2015
PZ-3S	Piezometer	Downgradient	1116085.04	2402533.80	514.37	517.29	474.77	464.77	50.00	Saprolite	01/29/2015
PZ-5I	Piezometer	Downgradient	1117484.15	2401816.71	520.63	523.26	484.03	474.03	47.00	Saprolite	02/04/2015
PZ-9I	Piezometer	Upgradient	1120562.72	2400862.76	523.31	526.57	453.51	443.51	80.20	Bedrock	02/19/2015
PZ-10S	Piezometer	Downgradient	1122338.03	2401768.92	514.38	517.53	489.88	479.88	34.90	Saprolite	05/05/2015
PZ-11S	Piezometer	Downgradient	1123169.22	2402767.44	526.04	529.31	490.04	480.04	46.00	Saprolite	04/06/2015
PZ-12S	Piezometer	Downgradient	1122684.90	2403618.46	514.54	517.69	480.54	470.54	44.40	Saprolite	04/01/2015
PZ-14I	Piezometer	Downgradient	1121866.36	2404822.43	509.73	512.89	424.93	414.93	95.20	Bedrock	03/25/2015
PZ-15S	Piezometer	Downgradient	1121486.96	2405558.59	497.44	500.60	467.74	457.74	40.10	Saprolite	04/28/2015
PZ-19I	Piezometer	Downgradient	1118588.47	2407251.56	414.54	417.76	353.04	343.04	71.90	Bedrock	03/04/2015
PZ-19S	Piezometer	Downgradient	1118587.24	2407241.54	414.54	417.80	399.94	389.94	25.00	Saprolite	03/04/2015
PZ-20I	Piezometer	Downgradient	1118318.15	2407273.36	414.31	417.41	345.11	335.11	79.60	Bedrock	03/10/2015
PZ-21S	Piezometer	Downgradient	1117639.19	2407006.52	470.60	473.74	457.60	447.60	23.40	Saprolite	03/12/2015
PZ-25I	Piezometer	Downgradient	1121837.80	2404573.04	525.77	528.39	410.97	400.97	125.00	Saprolite	05/24/2016
PZ-25S	Piezometer	Downgradient	1121848.11	2404567.52	525.48	528.24	480.78	470.78	55.00	Saprolite	05/25/2016
PZ-26S	Piezometer	Downgradient	1121696.65	2405733.23	489.07	491.65	454.27	444.27	45.00	Saprolite	06/01/2016
PZ-27D	Piezometer	Downgradient	1121558.94	2406023.17	472.41	475.43	367.61	347.61	125.00	Bedrock	06/17/2016
PZ-27S	Piezometer	Downgradient	1121565.33	2406028.25	473.13	475.80	438.33	428.33	45.00	PWR	05/26/2016
PZ-28I	Piezometer	Downgradient	1121394.06	2406373.94	481.44	484.18	422.84	412.84	68.80	Bedrock	06/03/2016
PZ-29S	Piezometer	Downgradient	1121269.19	2406618.29	488.50	491.31	453.70	443.70	45.00	Saprolite	05/26/2016
PZ-30I	Piezometer	Downgradient	1121073.53	2407078.99	475.56	478.31	400.46	390.46	85.30	Bedrock	06/02/2016
PZ-31I	Piezometer	Downgradient	1121204.03	2407445.73	463.96	466.89	399.06	389.06	75.10	Bedrock	06/02/2016
PZ-32D	Piezometer	Downgradient	1121089.64	2407719.37	462.36	465.42	366.56	336.56	126.00	Bedrock	06/01/2016
PZ-32S	Piezometer	Downgradient	1121089.22	2407698.44	462.27	465.06	417.47	407.47	55.00	Saprolite/PWR	06/01/2016
PZ-33I	Piezometer	Downgradient	1121245.25	2409064.05	466.45	469.38	400.65	390.65	76.00	Saprolite/Bedrock	06/08/2016
PZ-34S	Piezometer	Downgradient	1121331.59	2409288.37	440.83	443.67	405.53	395.53	45.50	PWR	06/04/2016
PZ-35I	Piezometer	Downgradient	1121598.57	2406058.33	474.57	474.40	429.27	419.27	55.50	Saprolite/Bedrock	06/22/2016
PZ-36I	Piezometer	Downgradient	1120410.99	2407256.25	478.86	481.52	393.56	383.56	95.50	Bedrock	06/05/2016
PZ-36S	Piezometer	Downgradient	1120401.04	2407248.04	479.40	482.35	434.40	424.40	55.40	Overburden	08/22/2018
PZ-37I	Piezometer	Downgradient	1121178.48	2408419.19	479.48	482.18	418.48	408.48	71.20	TWR/Bedrock	06/02/2016
PZ-38I	Piezometer	Downgradient	1121475.86	2406352.98	482.23	482.24	418.43	408.43	74.00	Bedrock	06/23/2016
PZ-45D	Piezometer	Downgradient	1125296.24	2400250.55	509.74	512.33	399.74	344.74	165.00	Bedrock	03/09/2020
PZ-46D	Piezometer	Downgradient	1123512.22	2400923.25	447.07	450.28	423.57	393.57	53.50	Overburden/Bedrock	03/17/2020
PZ-47D	Piezometer	Downgradient	1126623.42	2404366.80	406.76	410.01	396.66	381.66	25.10	Bedrock	03/11/2020
PZ-48S	Piezometer	Downgradient	1125014.71	2405779.92	441.30	444.33	390.55	380.55	61.00	Overburden	03/04/2020
PZ-49D	Piezometer	Downgradient	1123429.73	2410615.29	364.88	367.41	288.88	258.88	106.00	Bedrock	03/06/2020
PZ-49S	Piezometer	Downgradient	1123434.46	2410605.99	365.19	367.89	350.19	340.19	25.25	Overburden	03/07/2020
PZ-50D	Piezometer	Upgradient	1103125.91	2408306.87	470.66	473.78	380.66	370.66	100.00	Bedrock	03/18/2020
PZ-51D	Piezometer	Upgradient	1119239.99	2399955.07	543.17	546.04	427.17	417.17	126.00	Bedrock	03/08/2020
PZ-52	Piezometer	Downgradient	1122822.91	2403622.69	519.43	521.84	452.43	442.43	77.00	Overburden	03/17/2020
PZ-53	Piezometer	Downgradient	1121932.34	2404813.43	513.61	516.64	478.61	468.61	45.00	Overburden	03/19/2020

TABLE 2
SUMMARY OF MONITORING WELL, ASSESSMENT WELL AND PIEZOMETER CONSTRUCTION DATA
Georgia Power Company
Plant Scherer - Ash Pond 1
Monroe County, GA

Well ID	Compliance Purpose	Location	Northing[1]	Easting[1]	Ground Surface Elevation (feet)[2]	Top of Casing Elevation (feet)[2]	Top of Screen Elevation[3] (feet)	Bottom of Screen Elevation[3] (feet)	Total Well Depth[5] (feet below land surface)	Groundwater Zone Screened	Installation Date
PIEZOMETERS (continued)											
PZ-54	Piezometer	Downgradient	1121509.71	2406555.15	490.17	492.96	455.17	445.17	45.00	Overburden	03/19/2020
PZ-55	Piezometer	Downgradient	1121931.60	2409132.43	444.15	447.21	418.15	408.15	36.00	Overburden	03/20/2020
PZ-56	Piezometer	Downgradient	1123524.68	2409037.21	430.85	433.68	395.10	385.10	46.00	Bedrock	03/19/2020
PZ-57	Piezometer	Downgradient	1123405.64	2407361.88	436.45	439.51	387.45	377.45	59.00	Overburden/Bedrock	03/19/2020
PZ-58	Piezometer	Downgradient	1123299.43	2405207.09	489.25	492.21	453.25	443.25	46.00	Overburden	03/16/2020
PZ-59D	Piezometer	Downgradient	1125229.89	2407668.93	382.86	385.86	328.86	313.86	69.00	Bedrock	03/27/2020
PZ-59S	Piezometer	Downgradient	1125213.65	2407658.45	382.83	385.93	368.83	358.83	24.00	Overburden	03/20/2020
PZ-60D	Piezometer	Downgradient	1124410.72	2408242.87	386.43	389.34	317.03	287.03	99.70	Bedrock	03/29/2020
PZ-60S	Piezometer	Downgradient	1124400.44	2408243.59	386.36	389.88	376.36	366.36	20.00	Overburden	03/31/2020
PZ-61	Piezometer	Downgradient	1122537.21	2408531.43	436.79	439.27	397.34	387.34	49.45	Overburden/Bedrock	04/11/2020
PZ-62	Piezometer	Downgradient	1122370.34	2406175.11	498.25	501.32	456.00	446.00	52.25	Overburden	04/09/2020
PZ-63	Piezometer	Downgradient	1123955.38	2404060.61	498.87	501.54	468.87	458.87	40.00	Bedrock	04/12/2020
PZ-64	Piezometer	Downgradient	1123724.36	2406404.18	475.99	479.52	416.99	406.99	70.00	Bedrock	04/08/2020
PZ-65	Piezometer	Downgradient	1121937.16	2407733.04	429.57	432.42	409.57	399.57	30.25	Overburden	04/11/2020
PZ-66	Piezometer	Downgradient	1124664.10	2409115.98	418.38	421.24	373.38	358.38	60.00	Bedrock	04/02/2020
PZ-66D	Piezometer	Downgradient	1124644.48	2409028.45	424.39	427.60	355.39[6]	-	266.00	Bedrock	05/06/2020
PZ-67	Piezometer	Downgradient	1125782.26	2408248.89	423.22	425.94	393.47	383.47	39.75	Overburden	04/01/2020
PZ-67D	Piezometer	Downgradient	1125764.81	2408259.40	424.71	428.48	341.71[6]	-	301.00	Bedrock	04/25/2021
PZ-68	Piezometer	Downgradient	1125116.59	2407181.92	392.14	395.55	382.14	372.14	20.00	Overburden	04/15/2020

TABLE 2
SUMMARY OF MONITORING WELL, ASSESSMENT WELL AND PIEZOMETER CONSTRUCTION DATA
Georgia Power Company
Plant Scherer - Ash Pond 1
Monroe County, GA

Well ID	Compliance Purpose	Location	Northing[1]	Easting[1]	Ground Surface Elevation (feet)[2]	Top of Casing Elevation (feet)[2]	Top of Screen Elevation[3] (feet)	Bottom of Screen Elevation[3] (feet)	Total Well Depth[5] (feet below land surface)	Groundwater Zone Screened	Installation Date
GYPSUM CELL 1											
GWA-15	Detection	Upgradient	1120009.40	2409282.43	411.70	415.01	395.51	385.51	26.20	Overburden	11/04/2009
GWA-16	Detection	Upgradient	1120248.68	2409579.75	440.91	444.24	396.71	386.71	54.48	Overburden	10/13/2009
GWA-17	Detection	Upgradient	1120210.57	2409946.73	442.82	445.84	409.27	399.27	43.72	Overburden	09/28/2009
GWC-1	Detection	Downgradient	1120077.85	2411555.32	371.60	374.95	346.91	336.91	34.85	Overburden	10/28/2009
GWC-2	Detection	Downgradient	1119816.59	2411493.53	376.90	380.22	332.12	322.12	54.88	Overburden	10/08/2009
GWC-3	Detection	Downgradient	1119613.94	2411202.40	409.60	412.66	373.20	363.20	46.41	Overburden	10/29/2009
GWC-4	Detection	Downgradient	1119255.96	2411041.82	408.40	411.75	378.70	368.70	39.91	Overburden	11/21/2009
GWC-5	Detection	Downgradient	1118897.72	2411025.88	393.27	396.69	372.84	362.84	30.66	Overburden	10/22/2009
GWC-6	Detection	Downgradient	1118575.69	2410872.56	412.38	415.80	377.52	367.52	45.10	Bedrock	10/21/2009
GWC-7	Detection	Downgradient	1118243.67	2410645.91	414.41	418.27	369.84	359.84	54.78	Overburden	10/20/2009
GWC-8A	Detection	Downgradient	1117917.32	2410375.16	398.60	401.62	364.30	354.30	45.00	Overburden	03/29/2017
GWC-9	Detection	Downgradient	1117955.40	2410167.75	382.81	386.18	376.02	366.02	16.88	Overburden	11/04/2009
GWC-10	Detection	Downgradient	1118306.77	2410018.28	388.89	392.87	367.50	357.50	31.68	Overburden	11/03/2009
GWC-11	Detection	Downgradient	1118648.98	2409778.84	398.81	402.33	377.81	367.81	31.10	Overburden	11/03/2009
GWC-12	Detection	Downgradient	1118977.87	2409554.57	409.16	412.89	384.94	374.94	34.40	Overburden	11/03/2009
GWC-13	Detection	Downgradient	1119338.68	2409390.95	416.51	419.77	386.52	376.52	40.06	Overburden	11/02/2009
GWC-14	Detection	Downgradient	1119655.05	2409111.75	400.16	403.60	386.09	376.09	24.13	Overburden	11/04/2009
GWC-18	Detection	Downgradient	1119998.73	2410261.85	436.30	439.66	389.49	379.49	57.03	Overburden	09/29/2009
GWC-19	Detection	Downgradient	1119645.70	2410713.20	426.29	430.20	382.45	372.45	54.10	Overburden	10/02/2009
GWC-20	Detection	Downgradient	1119950.51	2411195.38	422.98	426.30	363.85	353.85	69.40	Overburden	10/06/2009

TABLE 2
SUMMARY OF MONITORING WELL, ASSESSMENT WELL AND PIEZOMETER CONSTRUCTION DATA
Georgia Power Company
Plant Scherer - Ash Pond 1
Monroe County, GA

Well ID	Compliance Purpose	Location	Northing[1]	Easting[1]	Ground Surface Elevation (feet)[2]	Top of Casing Elevation (feet)[2]	Top of Screen Elevation[3] (feet)	Bottom of Screen Elevation[3] (feet)	Total Well Depth[5] (feet below land surface)	Groundwater Zone Screened	Installation Date
PAC ASH CELL											
GWA-21	Detection	Upgradient	1120675.73	2409462.70	419.70	422.58	412.04	402.04	17.82	Overburden	06/29/2010
GWA-22	Detection	Upgradient	1120962.12	2409473.22	442.01	444.50	412.29	402.29	40.00	Overburden/Bedrock	06/30/2010
GWA-45	Detection	Upgradient	1120669.03	2407889.56	448.28	451.08	425.99	415.99	32.72	Overburden	06/23/2010
GWA-46	Detection	Upgradient	1120783.23	2408235.69	458.32	461.13	424.38	414.38	44.17	Overburden	06/23/2010
GWA-47	Detection	Upgradient	1120862.63	2408585.01	462.90	465.77	421.74	411.74	51.33	Overburden	06/22/2010
GWA-48	Detection	Upgradient	1120953.42	2408939.48	458.85	461.73	407.74	397.74	61.22	Overburden	06/22/2010
GWA-49	Detection	Upgradient	1121030.08	2409288.38	429.86	432.88	401.81	391.81	38.08	Overburden	06/21/2010
GWC-29	Detection	Downgradient	1119875.58	2408717.95	396.88	399.64	382.78	372.78	24.36	Overburden	06/28/2010
GWC-50	Detection	Downgradient	1119917.51	2408956.10	404.34	407.16	380.88	370.88	33.64	Overburden	06/28/2010
GWC-51	Detection	Downgradient	1119835.51	2408436.95	407.27	410.15	393.78	383.78	23.95	Overburden	07/27/2010
GWC-52	Detection	Downgradient	1119972.34	2408203.99	414.38	417.13	394.53	384.53	30.17	Overburden	06/24/2010
GWC-53	Detection	Downgradient	1120319.65	2407943.05	432.90	435.83	412.84	402.84	30.07	Overburden	06/23/2010
CELL 3											
GWA-39	Detection	Upgradient	1116967.57	2408671.68	454.24	457.62	405.24	395.24	59.00	Bedrock	12/20/2019
GWA-40	Detection	Upgradient	1117365.24	2408730.04	461.15	463.84	427.15	417.15	44.80	Overburden	12/18/2020
GWA-41	Detection	Upgradient	1118096.97	2408412.15	431.45	434.12	403.75	393.75	38.70	Overburden	01/26/2020
GWA-42	Detection	Upgradient	1118500.68	2408233.53	402.17	405.19	393.37	383.37	18.80	Overburden	01/27/2020
GWA-43	Detection	Upgradient	1118861.38	2408484.42	398.12	400.94	389.12	379.12	19.00	Overburden	01/26/2020
GWA-44A	Detection	Upgradient	1119296.99	2408569.76	396.48	399.62	386.58	376.58	19.90	Overburden	5/21/2020
GWA-54	Detection	Upgradient	1117751.40	2408588.52	448.58	451.49	409.83	399.83	50.00	Bedrock	12/21/2020
GWC-30	Detection	Downgradient	1119366.69	2408976.35	392.04	394.49	384.04	374.04	18.00	Overburden/Bedrock	01/24/2020
GWC-31	Detection	Downgradient	1118970.00	2409062.02	389.98	392.78	380.68	370.68	19.30	Overburden	01/23/2020
GWC-32	Detection	Downgradient	1118749.53	2409084.83	406.95	410.03	381.95	371.95	36.00	Overburden	01/21/2020
GWC-33A	Detection	Downgradient	1118458.68	2409359.58	390.87	393.96	376.87	366.87	24.00	Overburden	5/27/2020
GWC-34	Detection	Downgradient	1118248.26	2409680.41	386.23	389.29	377.23	367.23	19.00	Overburden	01/13/2020
GWC-35	Detection	Downgradient	1117860.46	2409906.21	385.10	387.90	375.10	365.10	21.00	Overburden	01/12/2020
GWC-36	Detection	Downgradient	1117561.29	2409681.44	422.02	425.12	386.62	376.62	45.40	Overburden	01/10/2020
GWC-37	Detection	Downgradient	1117239.70	2409636.56	427.23	429.80	395.23	385.23	43.00	Overburden	01/08/2020
GWC-38	Detection	Downgradient	1116786.45	2409533.11	415.98	418.68	386.98	376.98	39.00	Overburden	01/07/2020

Notes:
[1] Coordinates are in feet relative to North American Datum (NAD) 1983, State Plane, Georgia-West.
[2] Elevations shown are in datum NAVD88, which indicates feet (ft) in elevation referenced to the North American Vertical Datum 1988.
[3] Well screen elevations are calculated by subtracting the depths to top and bottom of the well screen from the ground surface elevation.
[4] - = not applicable
[5] Total well depth accounts for sump if data provided on well construction logs.
[6] Elevation of the bottom of the outer well casing and elevation of top of open corehole.

TABLE 3
SUMMARY OF TEMPORARY MONITORING WELL CONSTRUCTION DATA
Georgia Power Company
Plant Scherer - Ash Pond 1
Monroe County, GA

Well ID	Hydraulic Location[1]	Screened Matrix	NAD 83 Northing[2]	NAD 83 Easting[2]	Ground Surface Elevation (feet NAVD88)[3]	Top of Casing Elevation (feet NAVD88)[3]	Well Depth (ft BTOC)[4]	Top of Screen Elevation (feet NAVD88)[3]	Bottom of Screen Elevation (feet NAVD88)[3]	Screen Length (feet)	Date of Installation
AP-1 TEMPORARY MONITORING WELL NETWORK											
TW-15A-D	Upgradient	Overburden	1120189.12	2407027.84	478.0	479.45	53.0	430.0	425.0	5	4/21/2023
TW-15A-S	Upgradient	Overburden	1120190.83	2407024.45	478.1	480.51	35.0	448.1	443.1	5	4/21/2023
TW-15B	Upgradient	Overburden	1120256.62	2407040.85	478.6	480.34	55.0	433.6	423.6	10	4/26/2023
TW-15C-D	Downgradient	Overburden	1120189.81	2407161.34	480.9	482.84	54.8	431.1	426.1	5	4/23/2023
TW-15C-S	Downgradient	Overburden	1120194.11	2407162.60	481.2	483.39	40.0	446.2	441.2	5	4/23/2023
TW-18A	Upgradient	Overburden	1116965.40	2406902.84	508.6	511.19	50.0	468.6	458.6	10	4/11/2023
TW-18B	Upgradient	Overburden	1117023.66	2406812.55	506.4	508.00	38.0	478.4	468.4	10	4/12/2023
TW-18C	Downgradient	Overburden	1117003.68	2406943.25	508.6	509.74	53.0	460.6	455.6	5	4/19/2023
TW-18D	Downgradient	Overburden	1116934.18	2406982.98	511.2	511.45	50.0	471.2	461.2	10	4/13/2023
TW-20A	Upgradient	Overburden	1116070.31	2405281.44	502.1	505.36	55.0	457.1	447.1	10	5/4/2023
TW-20B	Downgradient	Overburden	1115961.41	2405255.26	497.8	498.95	55.0	452.8	442.8	10	5/7/2023
TW-20C	Downgradient	Overburden	1115964.03	2405289.21	499.5	503.42	48.0	461.5	451.5	10	5/5/2023
TW-20D	Downgradient	Overburden	1115932.86	2405284.54	497.5	500.43	46.0	456.5	451.5	5	5/8/2023

Notes:
ft = feet; feet bgs = feet below ground surface; ft BTOC = feet below top of casing
[1] Hydraulic location for each of the temporary wells is identified in relation to the associated detection monitoring well.
[2] Coordinates in North American Datum (NAD) 1983, State Plane, Georgia-West, feet.
[3] Vertical elevations are in feet relative to the North American Vertical Datum (NAVD) 1988.
[4] Total well depth accounts for sump if data provided on well construction logs.
[5] Survey data provided by Jordan Engineering, Inc., June 2023.

TABLE 4
X-RAY DIFFRACTION DATA SUMMARY
Georgia Power Company
Plant Scherer - Ash Pond 1
Monroe County, GA

	Mineral	Mineral Formula	Sample Location										
			PZ-45D		PZ-46D	PZ-47D	PZ-49D	PZ-50D	PZ-51D	PZ-44I		PZ-53	
			Sample Interval (ft bgs)										
			136.5-137	158.8-159.4	49.0-49.5	19.7-20.3	77.8-78.9	94.0-94.5	118.0-118.5	30-40	40-50	29-35	35-45
Silicates	Quartz	SiO_2	3.5	4.3	4.1	36.4	4.8	0.2	21.1	20.0	19.7	24.2	7.1
	Albite	$NaAlSi_3O_8$	2.0	1.3	10.1	29.5	10.7	3.5	17.0	3.1	8.0	2.6	4.0
	Microcline	$KAlSi_3O_8$	-	-	-	18.3	-	1.4	1.3	6.8	5.0	3.0	8.0
	Orthoclase	$KAlSi_3O_8$	-	-	-	-	-	-	-	-	-	-	-
	Biotite	$K(Mg,Fe)_3(AlSi_3O_{10})(OH)_2$	1.4	0.7	-	1.5	-	-	4.7	-	-	-	-
	Chlorite	$(Mg,Fe)_3(Si,Al)_4O_{10}(OH)_2$	-	-	-	-	-	-	-	-	0.2	-	-
	Palygorskite	$(Mg,Al)_2Si_4O_{10}(OH)\cdot 4H_2O$	-	-	-	-	-	-	-	-	-	-	-
	Anorthite	$CaAl_2Si_2O_8$	24.2	11.7	16.0	5.8	10.2	29.3	13.2	-	-	-	-
	Diopside	$CaMgSi_2O_6$	-	-	0.5	1.5	-	9.6	3.1	-	-	-	-
	Amphibole	$(Ca,Na)_23(Mg,Fe,Al)_5Si_6(Si,Al)_2O_{22}(OH)_2$	-	-	-	-	-	-	-	-	-	-	-
	Magnesiohornblende	$\{Ca_2\}\{Mg_4Al\}(Al_2Si_7O_{22})(OH)_2$	-	-	-	-	-	-	-	-	-	-	-
	Actinolite	$\{Ca_2\}\{Mg_{4.5\text{-}2.5}Fe_{0.5\text{-}2.5}\}(Si_7AlO_{22})(OH)_2$	-	-	-	-	-	-	-	6.5	23.8	-	-
	Hornblende	$\{Ca_2\}\{Mg_{4.5\text{-}2.5}Fe_{0.5\text{-}2.5}\}(AlSi_7O_{22})(OH)_2$	67.3	70.9	60.4	2.6	70.6	55.5	35.0	-	-	-	-
	Clinochlore	$(Mg,Fe)_5Al_2Si_3O_{10}(OH)_8$	-	6.7	5.1	-	-	-	-	-	-	-	-
	Enstatite	$MgSiO_3$	-	-	-	0.3	-	-	-	-	-	-	-
	Zircon	$ZrSiO_4$	-	-	-	-	-	-	-	-	-	-	-
	Richterite	$\{Na\}\{CaNa\}\{Mg_5\}(Si_8O_{22})(OH)_2$	-	-	-	-	-	-	-	-	-	-	-
	Cristoballite	SiO_2	-	-	-	-	-	-	-	-	-	-	-
	Mullite	$3Al_2O_32SiO_2$	-	-	-	-	-	-	-	-	-	-	-
	Heulandite	$(Ca,Na)_2Al_3(Al,Si)_2Si_{13}O_{36}\cdot 12H_2O$	-	-	-	-	-	-	-	-	-	-	-
Clay Minerals	Kaolinite	$Al_2Si_2O_5(OH)_4$	-	-	-	-	-	-	-	36.0	24.4	52.0	44.4
	Illite	$(K,H_3O)(Al,Mg,Fe)_2(Si,Al)_4O_{10}[(OH)_2,(H_2O)]$	-	-	-	-	-	-	-	-	-	-	-
	Montmorillonite	$(Na,Ca)_{0.33}(Al,Mg)_2(Si_4O_{10})(OH)_2\cdot H_2O$	-	-	-	-	-	-	-	-	-	-	15.6
	Nacrite	$Al_2Si_2O_5(OH)_4$	-	-	-	-	-	-	-	27.6	18.9	16.1	21.0
	Vermiculite	$(Mg,Fe)_3(Al,Si)_4O_{10}(OH)_2\cdot 4H_2O$	-	-	-	-	-	-	-	-	-	-	-
	Halloysite	$Al_2Si_2O_5(OH)_4\cdot 2H_2O$	-	-	-	-	-	-	-	-	-	-	-
	Sepiolite	$Mg_4Si_6O_{15}(OH)_2\cdot 6H_2O$	-	-	-	-	-	-	-	-	-	-	-
Sulfides	Pyrite	FeS_2	-	-	-	-	-	-	-	-	-	-	-
	Fibroferrite	Fe_2SiO_4	-	-	-	-	-	-	-	-	-	-	-
	Pyrolusite	MnO_2	-	-	-	-	-	-	-	-	-	-	-
	Switzerite	$FePO_4\cdot 2H_2O$	-	-	-	-	-	-	-	-	-	-	-
	Jarosite	$KFe_3(SO_4)_2(OH)_6$	-	-	-	-	-	-	-	-	-	-	-
Sulfates	Anhydrite	$CaSO_4$	-	-	-	-	-	-	-	-	-	-	-
Carbonates	Calcite	$CaCO_3$	0.2	1.7	1.0	1.2	0.7	-	0.1	-	-	-	-
	Ankerite	$Ca(Fe,Mg,Mn)(CO_3)_2$	-	-	-	1.3	-	-	-	-	-	-	-
Oxides	Hematite	Fe_2O_3	0.9	1.9	1.4	-	2.7	0.5	1.5	-	-	2.1	-
	Magnetite	Fe_3O_4	0.5	0.6	0.2	1.5	0.0	-	1.0	-	-	-	-
	Rutile	TiO_2	-	-	-	-	-	-	-	-	-	-	-
	Ilmenite	$FeTiO_3$	-	-	1.2	-	-	-	1.9	-	-	-	-
	Goethite	$FeO(OH)$	-	-	-	-	-	-	-	-	-	-	-
	Anatase	TiO_2	-	-	-	-	-	-	-	-	-	-	-
	Chromite	$FeCr_2O_4$	-	0.2	-	-	0.3	-	-	-	-	-	-
	Pseudorutile	$Fe_2Ti_3O_9$	-	-	-	-	-	-	-	-	-	-	-

Notes:
Results provided in wt% - percent by weight of each mineral.
ft bgs - feet below ground surface.
Non-detect minerals within a sample are represented by "-".
Zero values indicate that the mineral was included in the refinement, but the calculated concentration is below a measurable value.

TABLE 4
X-RAY DIFFRACTION DATA SUMMARY
Georgia Power Company
Plant Scherer - Ash Pond 1
Monroe County, GA

	Mineral	Mineral Formula	Sample Location																	
			SGWC-20B				SGWC-20C			SGWC-20D			SGWC-18B		SGWC-18C			SGWC-18D		
			Sample Interval (ft bgs)																	
			14-15	23.5-24.5	30.5-31.5	37.5-37.5	13-14	19-20	33.5-34.5	8-9	18.5-19.5	33-34	28-30	37-39	32-34	43-45	55-57	28-30	42.5-44.5	47.5-49.5
Silicates	Quartz	SiO_2	3.4	19.6	20.6	27.8	24.2	13.0	24.5	19.8	18.7	31.7	38.8	31.6	25.3	13.6	31.4	4.8	5.7	3.4
	Albite	$NaAlSi_3O_8$	-	5.8	10.2	14.3	4.3	-	-	-	-	-	16.7	20.7	-	-	31.3	-	5.9	-
	Microcline	$KAlSi_3O_8$	-	-	-	-	-	-	-	-	-	-	-	-	-	-	-	-	-	-
	Orthoclase	$KAlSi_3O_8$	-	2.9	5.5	3.9	0.7	1.3	2.8	-	-	1.4	1.8	5.3	1.9	2.7	3.3	-	2.2	1.3
	Biotite	$K(Mg,Fe)_3(AlSi_3O_{10})(OH)_2$	-	-	-	-	-	-	-	-	-	-	-	-	-	-	-	-	-	-
	Chlorite	$(Mg,Fe)_3(Si,Al)_4O_{10}(OH)_2$	-	-	-	-	-	-	-	-	-	-	-	-	-	-	-	-	-	-
	Palygorskite	$(Mg,Al)_2Si_4O_{10}(OH)\cdot 4H_2O$	-	-	0.1	0.1	-	-	-	-	-	-	-	-	-	-	-	-	-	-
	Anorthite	$CaAl_2Si_2O_8$	-	-	-	-	-	-	-	-	-	-	-	-	-	-	-	-	-	14.7
	Diopside	$CaMgSi_2O_6$	-	-	-	-	-	-	-	-	-	-	-	-	-	-	-	-	-	-
	Amphibole	$(Ca,Na)_2 3(Mg,Fe,Al)_5Si_6(Si,Al)_2O_{22}(OH)_2$	-	-	-	-	-	-	-	-	-	-	-	-	-	-	-	-	-	-
	Magnesiohornblende	$\{Ca_2\}\{Mg_4Al\}(Al_2Si_7O_{22})(OH)_2$	-	18.4	15.8	17.2	-	-	1.5	-	-	-	4.1	11.7	-	-	11.6	20.3	41.9	28.4
	Actinolite	$\{Ca_2\}\{Mg_{4.5\text{-}2.5}Fe_{0.5\text{-}2.5}\}(Si_7AlO_{22})(OH)_2$	5.8	-	-	-	-	-	-	-	-	-	-	-	-	2.4	-	-	-	-
	Hornblende	$\{Ca_2\}\{Mg_{4.5\text{-}2.5}Fe_{0.5\text{-}2.5}\}(AlSi_7O_{22})(OH)_2$	-	-	-	-	-	-	-	-	-	-	-	-	-	-	-	-	-	-
	Clinochlore	$(Mg,Fe)_5Al_2Si_3O_{10}(OH)_8$	-	-	-	-	-	-	-	1.0	-	2.0	-	-	-	1.8	-	-	-	-
	Enstatite	$MgSiO_3$	-	-	-	-	-	-	-	-	-	-	-	-	-	-	-	-	-	-
	Zircon	$ZrSiO_4$	-	-	-	-	-	-	-	-	-	-	1.4	-	-	-	-	-	-	-
	Richterite	$\{Na\}\{CaNa\}\{Mg_5\}(Si_8O_{22})(OH)_2$	-	-	-	-	-	-	-	-	-	-	-	-	-	-	-	-	-	9.8
	Cristoballite	SiO_2	-	-	-	-	-	-	-	-	-	-	-	-	-	-	-	-	-	-
	Mullite	$3Al_2O_3 2SiO_2$	-	-	-	-	-	-	-	-	-	-	-	-	-	-	-	-	-	-
	Heulandite	$(Ca,Na)_2Al_3(Al,Si)_2Si_{13}O_{36}\cdot 12H_2O$	-	-	-	-	-	-	-	-	-	-	-	-	0.8	-	-	-	-	-
Clay Minerals	Kaolinite	$Al_2Si_2O_5(OH)_4$	62.4	39.7	35.2	28.8	52.9	57.6	44.3	60.6	58.1	48.8	32.9	23.5	58.0	61.2	16.5	52.1	32.6	34.5
	Illite	$(K,H_3O)(Al,Mg,Fe)_2(Si,Al)_4O_{10}[(OH)_2,(H_2O)]$	2.2	1.5	1.3	1.3	2.3	7.1	6.0	4.1	4.6	7.0	1.8	1.7	-	1.4	3.1	1.9	1.6	1.3
	Montmorillonite	$(Na,Ca)_{0.33}(Al,Mg)_2(Si_4O_{10})(OH)_2\cdot H_2O$	1.7	1.2	3.5	4.0	0.8	1.2	12.4	-	6.3	1.4	-	2.7	-	-	1.2	-	1.7	-
	Nacrite	$Al_2Si_2O_5(OH)_4$	-	-	-	-	-	-	-	-	-	-	-	-	-	-	-	-	-	-
	Vermiculite	$(Mg,Fe)_3(Al,Si)_4O_{10}(OH)_2\cdot 4H_2O$	0.3	0.2	0.2	0.1	0.2	-	-	-	-	-	-	-	-	-	-	0.6	-	0.7
	Halloysite	$Al_2Si_2O_5(OH)_4\cdot 2H_2O$	-	-	-	-	-	-	-	-	-	-	-	-	-	-	-	-	-	-
	Sepiolite	$Mg_4Si_6O_{15}(OH)_2\cdot 6H_2O$	-	2.0	1.0	1.0	-	0.3	-	-	-	-	0.3	0.8	-	-	-	6.3	2.0	1.9
Sulfides	Pyrite	FeS_2	-	-	-	-	-	-	-	-	-	-	-	-	2.9	2.8	-	-	-	-
	Fibroferrite	Fe_2SiO_4	4.5	-	-	-	-	-	-	-	-	-	-	-	-	-	-	-	-	-
	Pyrolusite	MnO_2	-	-	-	-	-	-	-	-	-	-	-	-	-	-	-	-	-	-
	Switzerite	$FePO_4\cdot 2H_2O$	-	-	-	-	-	-	-	-	-	-	-	-	-	-	-	-	-	-
	Jarosite	$KFe_3(SO_4)_2(OH)_6$	1.9	-	-	-	-	-	-	-	-	-	-	-	-	-	-	-	-	-
Sulfates	Anhydrite	$CaSO_4$	-	-	-	-	-	-	-	-	-	-	-	-	-	-	-	-	-	-
Carbonates	Calcite	$CaCO_3$	-	-	-	-	-	-	-	-	-	-	-	-	-	-	-	-	-	-
	Ankerite	$Ca(Fe,Mg,Mn)(CO_3)_2$	-	-	-	-	-	-	-	-	-	-	-	-	-	-	-	-	-	-
Oxides	Hematite	Fe_2O_3	3.7	1.5	-	-	1.8	3.9	1.2	2.5	1.8	1.5	-	-	1.0	2.4	-	1.8	-	-
	Magnetite	Fe_3O_4	2.2	1.2	0.8	0.7	1.2	1.4	0.8	1.3	1.1	0.9	1.8	1.1	1.2	2.4	1.1	1.4	1.2	0.7
	Rutile	TiO_2	-	-	-	-	-	-	-	-	-	-	-	-	-	-	-	-	-	-
	Ilmenite	$FeTiO_3$	-	-	-	-	-	-	-	-	-	-	-	-	1.1	1.4	-	-	-	-
	Goethite	$FeO(OH)$	8.6	5.0	4.9	-	10.8	12.4	5.7	9.4	8.0	4.2	-	-	7.0	6.8	-	9.4	4.2	2.3
	Anatase	TiO_2	1.3	0.9	0.8	0.8	0.9	1.7	0.9	1.2	1.3	1.1	0.5	0.9	0.9	1.1	0.6	1.3	1.1	1.0
	Chromite	$FeCr_2O_4$	-	-	-	-	-	-	-	-	-	-	-	-	-	-	-	-	-	-
	Pseudorutile	$Fe_2Ti_3O_9$	1.9	-	-	-	-	-	-	-	-	-	-	-	-	-	-	-	-	-

Notes:
Results provided in wt% - percent by weight of each mineral.
ft bgs - feet below ground surface.
Non-detect minerals within a sample are represented by "-".
Zero values indicate that the mineral was included in the refinement, but the calculated concentration is below a measurable value.
Samples were collected by Golder Associates between May 5, 2021 and May 22, 2021.

TABLE 4
X-RAY DIFFRACTION DATA SUMMARY
Georgia Power Company
Plant Scherer - Ash Pond 1
Monroe County, GA

	Mineral	Mineral Formula	Sample Location													
			SGWC-15A			SGWC-15B				SGWC-15C		SB-15-N1	SB-15-E1		SB-15-W1	
			Sample Interval (ft bgs)													
			31.3-33.3	42-44	46-48	28-30	31.5	42-44	48-50	28-30	43-45	53-55	34-36	52-54	32-34	51-53
Silicates	Quartz	SiO_2	10.8	11.0	15.3	31.8	51.1	30.5	13.4	5.4	27.0	30.9	46.6	24.1	20.1	14.9
	Albite	$NaAlSi_3O_8$	-	2.5	2.4	-	7.7	-	3.7	-	-	2.4	-	7.0	-	4.3
	Microcline	$KAlSi_3O_8$	-	-	-	-	-	-	-	-	-	-	-	-	-	-
	Orthoclase	$KAlSi_3O_8$	0.9	1.3	1.6	-	4.7	-	2.6	2.2	0.8	-	-	-	-	-
	Biotite	$K(Mg,Fe)_3(AlSi_3O_{10})(OH)_2$	-	-	-	-	-	-	-	-	-	-	5.0	-	-	-
	Chlorite	$(Mg,Fe)_3(Si,Al)_4O_{10}(OH)_2$	-	-	-	-	-	-	-	-	-	-	-	-	-	-
	Palygorskite	$(Mg,Al)_2Si_4O_{10}(OH)\cdot 4H_2O$	-	-	-	-	-	-	-	-	-	-	-	-	-	-
	Anorthite	$CaAl_2Si_2O_8$	-	-	-	-	-	-	-	-	-	-	-	-	-	-
	Diopside	$CaMgSi_2O_6$	-	-	-	-	-	-	-	-	-	-	-	-	-	-
	Amphibole	$(Ca,Na)_23(Mg,Fe,Al)_5Si_6(Si,Al)_2O_{22}(OH)_2$	-	-	-	-	-	-	-	-	-	36.8	-	48.4	-	32.7
	Magnesiohornblende	$\{Ca_2\}\{Mg_4Al\}(Al_2Si_7O_{22})(OH)_2$	-	17.1	44.6	-	12.3	-	29.8	-	6.8	-	-	-	-	-
	Actinolite	$\{Ca_2\}\{Mg_{4.5\text{-}2.5}Fe_{0.5\text{-}2.5}\}(Si_7AlO_{22})(OH)_2$	-	-	-	-	-	-	-	-	-	-	-	-	-	-
	Hornblende	$\{Ca_2\}\{Mg_{4.5\text{-}2.5}Fe_{0.5\text{-}2.5}\}(AlSi_7O_{22})(OH)_2$	-	-	-	-	-	-	-	-	-	-	-	-	-	-
	Clinochlore	$(Mg,Fe)_5Al_2Si_3O_{10}(OH)_8$	-	-	-	-	-	-	-	2.2	-	-	-	-	-	-
	Enstatite	$MgSiO_3$	-	-	-	-	-	-	-	-	-	-	-	-	-	-
	Zircon	$ZrSiO_4$	-	-	-	-	-	-	-	-	-	-	-	-	-	-
	Richterite	$\{Na\}\{CaNa\}\{Mg_5\}(Si_8O_{22})(OH)_2$	-	-	-	-	-	-	-	-	-	-	-	-	-	-
	Cristoballite	SiO_2	-	-	-	-	-	-	-	-	-	-	-	-	-	-
	Mullite	$3Al_2O_32SiO_2$	-	-	-	-	-	-	-	-	-	-	-	-	-	-
	Heulandite	$(Ca,Na)_2Al_3(Al,Si)_2Si_{13}O_{36}\cdot 12H_2O$	-	0.4	-	-	-	-	-	-	-	-	-	-	-	-
Clay Minerals	Kaolinite	$Al_2Si_2O_5(OH)_4$	63.9	55.9	30.6	55.5	19.6	55.7	36.1	68.0	52.4	24.4	22.4	19.0	47.4	38.2
	Illite	$(K,H_3O)(Al,Mg,Fe)_2(Si,Al)_4O_{10}[(OH)_2,(H_2O)]$	1.3	1.6	1.9	-	-	-	1.9	2.3	1.3	5.1	16.3	-	-	7.7
	Montmorillonite	$(Na,Ca)_{0.33}(Al,Mg)_2(Si_4O_{10})(OH)_2\cdot H_2O$	1.8	1.3	2.1	-	-	-	4.3	-	-	-	-	1.1	-	2.2
	Nacrite	$Al_2Si_2O_5(OH)_4$	-	-	-	-	-	-	-	-	-	-	-	-	5.5	-
	Vermiculite	$(Mg,Fe)_3(Al,Si)_4O_{10}(OH)_2\cdot 4H_2O$	-	-	-	-	-	-	-	-	-	-	-	-	-	-
	Halloysite	$Al_2Si_2O_5(OH)_4\cdot 2H_2O$	-	-	-	-	-	-	-	-	-	-	9.7	-	-	-
	Sepiolite	$Mg_4Si_6O_{15}(OH)_2\cdot 6H_2O$	3.1	-	-	-	-	-	-	-	-	-	-	-	-	-
Sulfides	Pyrite	FeS_2	-	-	-	-	-	-	-	-	-	-	-	-	-	-
	Fibroferrite	Fe_2SiO_4	-	-	-	-	-	-	-	-	-	-	-	-	-	-
	Pyrolusite	MnO_2	0.6	-	-	-	-	-	-	-	-	-	-	-	-	-
	Switzerite	$FePO_4\cdot 2H_2O$	-	-	-	-	-	-	-	0.6	-	-	-	-	-	-
	Jarosite	$KFe_3(SO_4)_2(OH)_6$	-	-	-	-	-	-	-	-	-	-	-	-	-	-
Sulfates	Anhydrite	$CaSO_4$	-	-	-	-	-	-	-	-	-	-	-	-	-	-
Carbonates	Calcite	$CaCO_3$	-	-	-	-	-	-	-	-	-	-	-	-	-	-
	Ankerite	$Ca(Fe,Mg,Mn)(CO_3)_2$	-	-	-	-	-	-	-	-	-	-	-	-	-	-
Oxides	Hematite	Fe_2O_3	-	-	-	0.6	-	0.7	-	2.7	0.9	-	-	-	-	-
	Magnetite	Fe_3O_4	1.6	1.2	0.8	1.5	0.9	1.8	1.5	1.9	1.6	-	-	0.4	-	-
	Rutile	TiO_2	-	-	-	-	-	-	-	-	-	-	-	-	-	-
	Ilmenite	$FeTiO_3$	-	-	-	0.5	-	-	-	-	-	-	-	-	2.0	-
	Goethite	$FeO(OH)$	14.7	6.0	-	9.3	2.8	10.5	5.7	13.2	8.4	-	-	-	25.0	-
	Anatase	TiO_2	1.3	1.6	0.8	0.8	0.9	0.9	1.0	1.6	0.9	-	-	-	-	-
	Chromite	$FeCr_2O_4$	-	-	-	-	-	-	-	-	-	-	-	-	-	-
	Pseudorutile	$Fe_2Ti_3O_9$	-	-	-	-	-	-	-	-	-	-	-	-	-	-

Notes:
Results provided in wt% - percent by weight of each mineral.
ft bgs - feet below ground surface.
Non-detect minerals within a sample are represented by "-".
Zero values indicate that the mineral was included in the refinement, but the calculated concentration is below a measurable value.
Samples were collected by Golder Associates between May 5, 2021 and May 22, 2021.

TABLE 4
X-RAY DIFFRACTION DATA SUMMARY
Georgia Power Company
Plant Scherer - Ash Pond 1
Monroe County, GA

	Mineral	Mineral Formula	Sample Location							
			SB-18-NW4	SB-18-SE1	SB-18-NW1	SB-18-N1	SB-20-W1	SB-20-N1	SB-20-S2	SB-20-S1
			Sample Interval (ft bgs)							
			7-8	42-43	40-45	43-44	48-50	48-50	45-46	46-48
Silicates	Quartz	SiO_2	17.9	29.2	19.0	11.0	29.9	29.5	56.2	59.7
	Albite	$NaAlSi_3O_8$	-	12.5	-	-	9.7	10.9	16.3	16.4
	Microcline	$KAlSi_3O_8$	-	-	-	-	0.9	5.7	5.2	5.7
	Orthoclase	$KAlSi_3O_8$	-	-	-	-	-	-	-	-
	Biotite	$K(Mg,Fe)_3(AlSi_3O_{10})(OH)_2$	-	-	-	-	-	-	-	-
	Chlorite	$(Mg,Fe)_3(Si,Al)_4O_{10}(OH)_2$	-	-	-	-	-	-	-	-
	Palygorskite	$(Mg,Al)_2Si_4O_{10}(OH)\cdot 4H_2O$	-	-	-	-	-	-	-	-
	Anorthite	$CaAl_2Si_2O_8$	-	-	-	-	-	-	-	-
	Diopside	$CaMgSi_2O_6$	10.0	0.03	-	-	4.9	4.0	1.2	1.6
	Amphibole	$(Ca,Na)_2 3(Mg,Fe,Al)_5Si_6(Si,Al)_2O_{22}(OH)_2$	-	31.5	-	-	18.0	19.4	2.9	3.4
	Magnesiohornblende	$\{Ca_2\}\{Mg_4Al\}(Al_2Si_7O_{22})(OH)_2$	-	-	-	-	-	-	-	-
	Actinolite	$\{Ca_2\}\{Mg_{4.5\text{-}2.5}Fe_{0.5\text{-}2.5}\}(Si_7AlO_{22})(OH)_2$	-	-	-	-	-	-	-	-
	Hornblende	$\{Ca_2\}\{Mg_{4.5\text{-}2.5}Fe_{0.5\text{-}2.5}\}(AlSi_7O_{22})(OH)_2$	-	-	-	-	-	-	-	-
	Clinochlore	$(Mg,Fe)_5Al_2Si_3O_{10}(OH)_8$	-	-	-	-	-	-	-	-
	Enstatite	$MgSiO_3$	-	-	-	-	-	-	-	-
	Zircon	$ZrSiO_4$	-	-	-	-	-	-	-	-
	Richterite	$\{Na\}\{CaNa\}\{Mg_5\}(Si_8O_{22})(OH)_2$	-	-	-	-	-	-	-	-
	Cristoballite	SiO_2	-	-	-	-	-	2.5	-	-
	Mullite	$3Al_2O_3 2SiO_2$	48.4	-	-	-	-	-	-	-
	Heulandite	$(Ca,Na)_2Al_3(Al,Si)_2Si_{13}O_{36}\cdot 12H_2O$	-	-	-	-	-	-	-	-
Clay Minerals	Kaolinite	$Al_2Si_2O_5(OH)_4$	-	25.8	39.9	65.7	23.4	9.5	9.1	7.7
	Illite	$(K,H_3O)(Al,Mg,Fe)_2(Si,Al)_4O_{10}[(OH)_2,(H_2O)]$	-	-	3.2	6.1	4.1	1.5	5.4	2.9
	Montmorillonite	$(Na,Ca)_{0.33}(Al,Mg)_2(Si_4O_{10})(OH)_2\cdot H_2O$	-	0.5	4.2	-	3.4	14.1	-	-
	Nacrite	$Al_2Si_2O_5(OH)_4$	-	-	-	-	4.1	1.8	3.1	2.3
	Vermiculite	$(Mg,Fe)_3(Al,Si)_4O_{10}(OH)_2\cdot 4H_2O$	-	-	-	-	-	-	-	-
	Halloysite	$Al_2Si_2O_5(OH)_4\cdot 2H_2O$	-	-	-	-	-	-	-	-
	Sepiolite	$Mg_4Si_6O_{15}(OH)_2\cdot 6H_2O$	-	-	-	-	-	-	-	-
Sulfides	Pyrite	FeS_2	-	-	-	-	-	-	-	-
	Fibroferrite	Fe_2SiO_4	-	-	-	-	-	-	-	-
	Pyrolusite	MnO_2	-	-	-	-	-	-	-	-
	Switzerite	$FePO_4\cdot 2H_2O$	-	-	-	-	-	-	-	-
	Jarosite	$KFe_3(SO_4)_2(OH)_6$	-	-	-	-	-	-	-	-
Sulfates	Anhydrite	$CaSO_4$	-	-	-	-	1.7	-	-	-
Carbonates	Calcite	$CaCO_3$	23.7	-	0.7	0.4	-	-	-	-
	Ankerite	$Ca(Fe,Mg,Mn)(CO_3)_2$	-	-	-	-	-	-	-	-
Oxides	Hematite	Fe_2O_3	-	-	-	-	-	-	-	-
	Magnetite	Fe_3O_4	-	0.5	-	-	-	1.0	0.6	0.2
	Rutile	TiO_2	-	-	-	-	-	-	-	-
	Ilmenite	$FeTiO_3$	-	-	-	1.6	-	-	-	-
	Goethite	$FeO(OH)$	-	-	33.0	15.1	-	-	-	-
	Anatase	TiO_2	-	-	-	-	-	-	-	-
	Chromite	$FeCr_2O_4$	-	-	-	-	-	-	-	-
	Pseudorutile	$Fe_2Ti_3O_9$	-	-	-	-	-	-	-	-

Notes:
Results provided in wt% - percent by weight of each mineral.
ft bgs - feet below ground surface.
Non-detect minerals within a sample are represented by "-".
Zero values indicate that the mineral was included in the refinement, but the calculated concentration is below a measurable value.
Samples were collected by Golder Associates between May 5, 2021 and May 22, 2021.

TABLE 5
TEMPORARY MONITORING WELL GROUNDWATER DATA SUMMARY
Georgia Power Company
Plant Scherer - Ash Pond 1
Monroe County, GA

Analyte	Units	SGWC-15 TRANSECT						SGWC-18 TRANSECT					SGWC-20 TRANSECT				
		SGWC-15	TW-15A-D	TW-15A-S	TW-15B	TW-15C-D	TW-15C-S	SGWC-18	TW-18A	TW-18B	TW-18C	TW-18D	SGWC-20	TW-20A	TW-20B	TW-20C	TW-20D
		Detection	Upgradient	Upgradient	Upgradient	Downgradient	Downgradient	Detection	Upgradient	Upgradient	Downgradient	Downgradient	Detection	Upgradient	Downgradient	Downgradient	Downgradient
		2/26/2024	2/28/2024	2/28/2024	2/28/2024	2/28/2024	2/29/2024	2/27/2024	2/27/2024	2/28/2024	2/27/2024	2/28/2024	2/26/2024	2/28/2024	2/28/2024	2/29/2024	2/28/2024
FIELD MONITORING PARAMETERS																	
pH	S.U.	4.60	5.66	4.17	6.06	6.16	4.20	4.62	5.34	7.19	5.99	5.59	4.15	6.02	6.02	5.76	5.28
ORP	millivolts	452.1	51.8	430.8	25.9	24.6	150.6	149.5	139.4	8.2	22.10	67.4	302.6	64.9	49.0	55.5	72.6
SPECIFIC CONDUCTANCE	uS/cm	508.38	367.48	593.11	376.84	376.30	433.04	1838.3	1816.2	1373.7	1614.1	1924.8	647.79	462.37	234.93	311.82	345.26
DISSOLVED OXYGEN	mg/L	0.54	0.15	0.69	0.21	0.25	1.29	2.71	0.67	1.12	0.24	0.84	0.54	0.38	0.05	0.49	0.45
TEMPERATURE	C	19.59	18.83	20.45	19.86	19.31	17.42	19.99	19.49	20.65	19.62	20.70	19.96	20.57	19.90	16.75	21.15
TURBIDITY	NTU	4.21	1.31	2.83	4.11	3.16	4.62	3.02	3.58	2.94	3.35	4.01	0.18	1.03	5.55	1.87	4.57
APPENDIX III																	
BORON, TOTAL	mg/L	1.3	0.72	1.6	0.43	1.1	1.5	6.3	6.4	3.9	6.6	6.2	1.7	1.0	0.13	0.38	0.85
CALCIUM, TOTAL	mg/L	18	25	23	30	35	11	41	49	40	87	63	18	43	20	26	21
CHLORIDE, TOTAL	mg/L	15	7.6	15	6.7	8.9	12	9.7 J	9.3 J	6.3	10	16	11	8.8	4.1	7.4	7.6
FLUORIDE, TOTAL	mg/L	< 1.0	< 0.040	0.31	< 0.040	< 0.040	< 1.0	< 2.0	< 2.0	0.84	< 2.0	< 0.040	< 1.0	< 0.040	< 0.040	< 1.0	< 0.040
SULFATE, TOTAL	mg/L	210	140	230	140	130	190	870	960	430	910	900	280	150	70	120	140
TOTAL DISSOLVED SOLIDS	mg/L	320	240	360	260	260	260	1200	1200	850	1100	1300	380	320	170	220	230
ADDITIONAL PARAMETERS																	
COBALT, TOTAL	mg/L	0.27	0.0069	0.22	0.0028	0.0011 J	0.21	0.069	0.0071	0.00091 J	0.0035	0.00090 J	0.14	< 0.00022	0.0032	0.0015 J	0.014
COBALT, DISSOLVED	mg/L	NA	0.0069	0.21	0.0028	0.0011 J	0.21	NA	0.0068	0.00081 J	0.0029	0.00095 J	NA	< 0.00022	0.0030	0.0016 J	0.013
IRON, TOTAL	mg/L	0.046 J	0.040 J	0.25	0.21	0.18	0.022 J	0.40	0.049 J	0.073 J	0.17	0.067 J	< 0.012	0.022 J	0.074 J	0.049 J	0.11
FERROUS (II) IRON	mg/L	0.0	0.0	0.10	0.10	0.0	0.0	0.0	0.0	0.0	0.25	0.0	0.0	0.0	0.0	0.0	0.0
MAGNESIUM	mg/L	16	18	13	23	20	14	18	23	16	41	46	19	20	8.5	11	9.8
MANGANESE	mg/L	3.8	0.34	3.1	0.19	0.12	3.2	0.62	0.35	0.35	0.32	0.31	1.5	0.011	0.24	0.11	0.41
POTASSIUM	mg/L	5.5	1.1	6.0	1.2	1.2	1.9	2.8	3.4	1.1	3.5	3.6	3.6	3.1	3.6	3.3	4.8
SODIUM	mg/L	51	9.4	66	6.2	7.0	49	320	330	220	240	270	65	16	14	16	33
SULFIDE	mg/L	< 10	< 10	< 10	< 10	< 10	< 10	< 10	< 10	< 10	< 10	< 10	< 10	< 10	< 10	< 10	< 10
ALKALINITY , BICARBONATE (as CaCO3)	mg/L	< 5.0	31	< 5.0	25	39	< 5.0	< 5.0	< 5.0	190	7.4	8.0	< 5.0	50	45	24	8.6
ALKALINITY , CARBONATE (as CaCO3)	mg/L	< 5.0	< 5.0	< 5.0	< 5.0	< 5.0	< 5.0	< 5.0	< 5.0	< 5.0	< 5.0	< 5.0	< 5.0	< 5.0	< 5.0	< 5.0	< 5.0
ALKALINITY , TOTAL	mg/L	< 2.2	31	< 2.2	25	39	< 2.2	< 2.2	4.1 J	190	7.4	8.0	< 2.2	50	45	24	8.6

NOTES:
1. mg/L - Milligrams per Liter; SU - Standard Units.
2. Hydraulic location for each of the temporary wells is identified in relation to the associated detection monitoring well.
3. < indicates the substance was not detected above the analytical method detection limit (MDL). The value displayed is the MDL.
4. J indicates the substance was detected at such low levels that the precision of the laboratory instruments could not produce a reliable value. Therefore, the value displayed is qualified by the laboratory as an estimated number.
5. NA - Indicates not sampled

TABLE 6
PROPOSED ACM SUPPLEMENTARY DATA COLLECTION TASKS FOR JUNE THROUGH DECEMBER 2024
Georgia Power Company
Plant Scherer - Ash Pond 1
Monroe County, GA

Data Collection Event	Applicable CMs[1]	Applicability / Rationale	Field Component	Parameters of Interest (POI)
Groundwater Sampling	ISI P&T MNA PRB	Evaluation of attenuation mechanisms and rates and aquifer capacity for attenuation to determine the viability of applicable CMs for remedy selection.	Collect groundwater samples from existing well network currently sampled under the assessment monitoring program as well as additional site piezometers within migration pathway.	Routine App III/IV parameters. Other parameters: sulfide, iron, manganese, magnesium, sodium, potassium, bicarbonate alkalinity, dissolved organic carbon (DOC), and total hardness to be collected at select locations.
Soil Data Analysis	ISI MNA PRB	Evaluate soil data to determine attenuation mechanism and rates, aquifer attenuation and mineralogical characterization to support geochemical modeling.	No Field Component	Mineralogical characterization to support geochemical modeling.
Geochemical Modeling	ISI MNA	Evaluate attenuation mechanisms/rates and aquifer capacity for attenuation and/or mineralogical composition to determine the viability of MNA and/or the treatability through ISI.	No Field Component	Attenuation rates and aquifer capacity for attenuation.

[1] Applicable Corrective Measures (CMs) retained for further evaluation:

a) Geochemical Approaches, In-Situ Injection (ISI)
b) Hydraulic Containment, Pump & Treat (P&T)
c) Monitored Natural Attenuation (MNA)
d) Permeable Reactive Barrier (PRB)

Figures

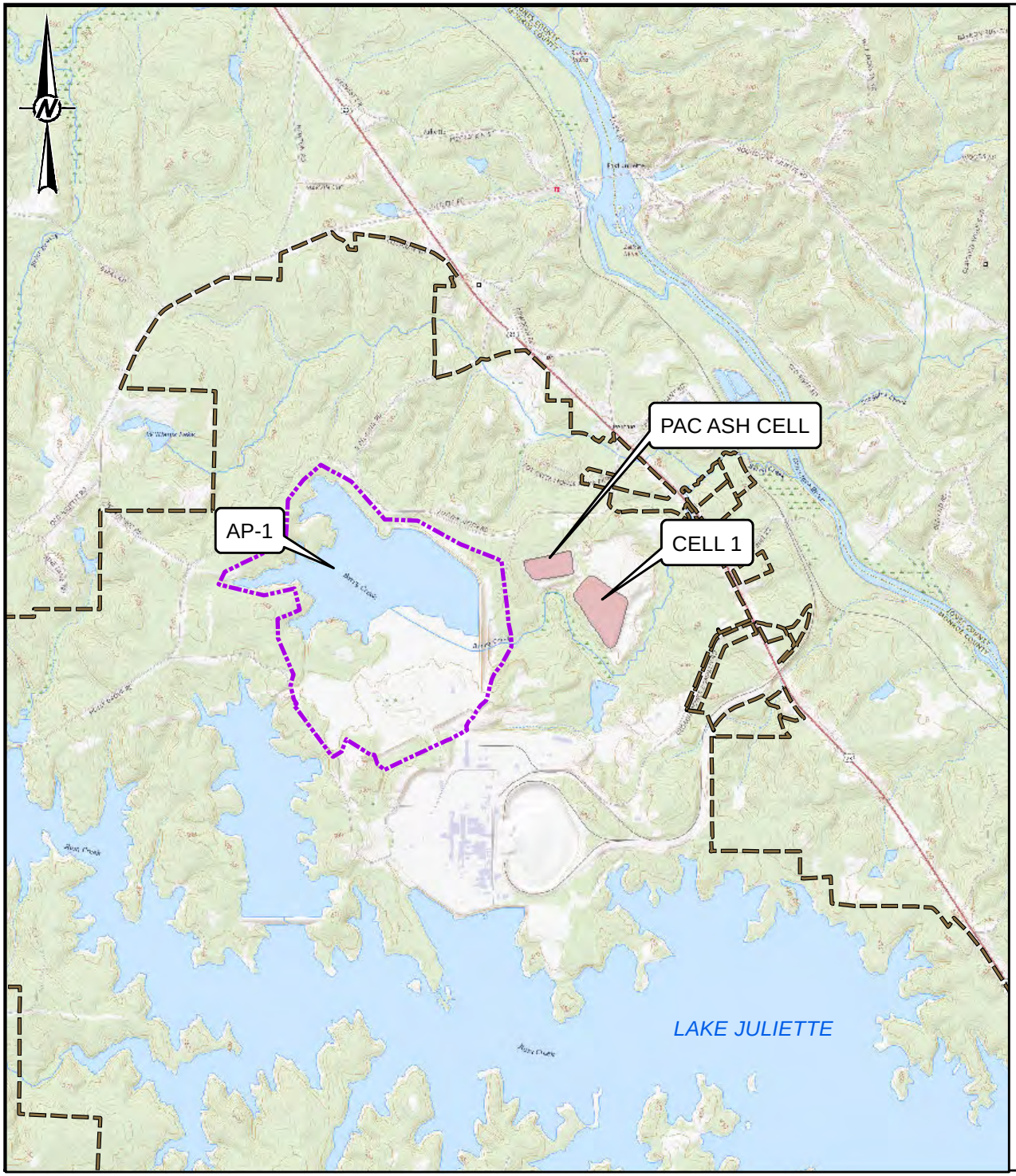

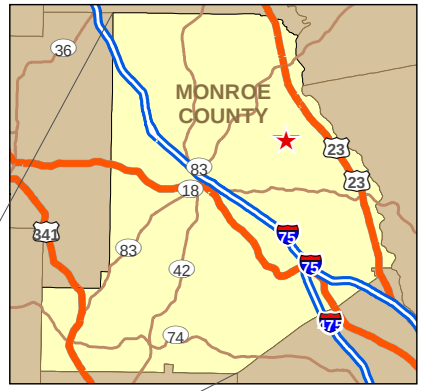

LEGEND

PROPERTY BOUNDARY

AP-1 PERMIT BOUNDARY

Service Layer Credits: USGS The National Map: National Boundaries Dataset, 3DEP Elevation Program, Geographic Names Information System, National Hydrography Dataset,

0 4000 8000 Feet

CLIENT
GEORGIA POWER COMPANY
PLANT SCHERER
MONROE COUNTY, GEORGIA

Georgia Power

PROJECT
2024 SEMI-ANNUAL REMEDY SELECTION AND DESIGN PROGRESS REPORT

TITLE
SITE LOCATION MAP

CONSULTANT
wsp

YYYY-MM-DD	2024-06-27
PREPARED	RHG
DESIGN	DLP
CHECKED	DLP
APPROVED	RNQ

PROJECT No.
GL166235022.000

FIGURE
1

IF THIS MEASUREMENT DOES NOT MATCH WHAT IS SHOWN, THE SHEET HAS BEEN MODIFIED FROM: ANSI A
1 in
0

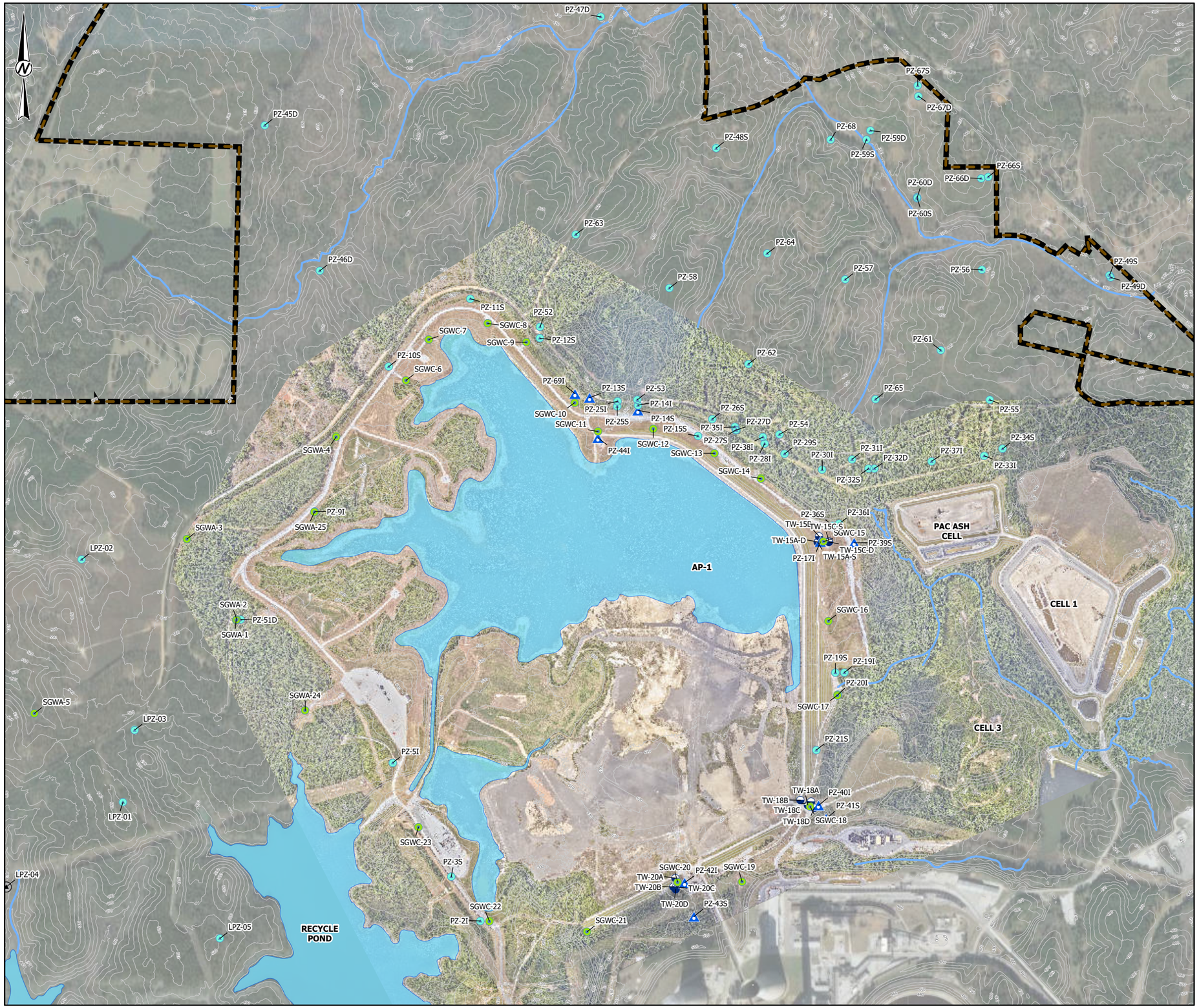

LEGEND

- PROPERTY BOUNDARY
- STREAM
- PONDS
- EXISTING TOPOGRAPHY
- SCHERER ASH POND-CCR MONITORING WELL
- PIEZOMETER
- ASSESSMENT MONITORING WELL
- PIEZOMETER (DESTROYED)
- TEMPORARY WELL LOCATION

NOTE(S)

1. MONITORING WELL LOCATIONS PROVIDED BY JORDAN ENGINEERING.
2. PZ-50D IS NOT SHOWN; ITS LOCATION IS BEYOND THE MAPPED LIMITS.

REFERENCE(S)

1. COORDINATE SYSTEM: NAD 1983 STATE PLANE GEORGIA WEST FIPS 1002 FEET.
2. SITE IMAGERY: IMAGERY PROVIDED BY CLIENT 07/2024.
3. BACKGROUND IMAGERY: GOOGLE IMAGERY SERVICE. COPYRIGHT GOOGLE 2023. IMAGERY CAPTURED 12/17/2022.

0 600 1,200 2,400 Feet

CLIENT
GEORGIA POWER COMPANY
PLANT SCHERER
MONROE COUNTY, GEORGIA

Georgia Power

PROJECT
2024 SEMI-ANNUAL REMEDY SELECTION AND DESIGN PROGRESS REPORT

TITLE
MONITORING WELL AND PIEZOMETER LOCATION MAP

CONSULTANT
wsp

YYYY-MM-DD	2024-08-02
DESIGNED	RHG
PREPARED	RHG
REVIEWED	RNQ
APPROVED	RNQ

PROJECT NO.
31406440.018

FIGURE
2

IF THIS MEASUREMENT DOES NOT MATCH WHAT IS SHOWN, THE SHEET SIZE HAS BEEN MODIFIED FROM: ANSI B

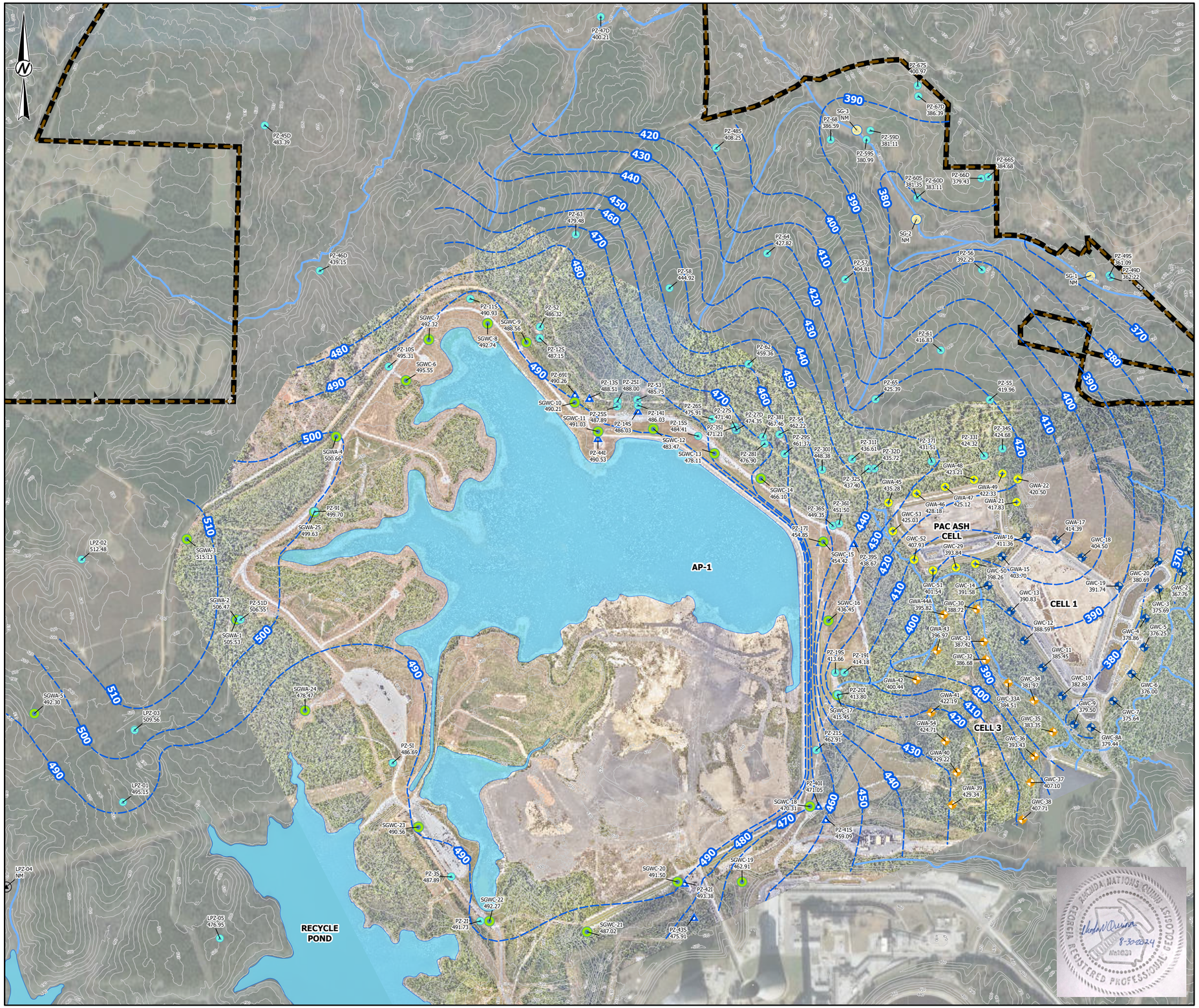

LEGEND

- PROPERTY BOUNDARY
- STREAM
- PONDS
- EXISTING TOPOGRAPHY
- INFERRED POTENTIOMETRIC SURFACE CONTOUR (FT-NAVD 88)
- SCHERER ASH POND-CCR MONITORING WELL
- CELL 1 LANDFILL MONITORING WELL
- PAC ASH LANDFILL MONITORING WELL
- CELL 3 MONITORING WELL
- PIEZOMETER
- STREAM GAUGE LOCATION
- ASSESSMENT MONITORING WELL
- PIEZOMETER (DESTROYED)
- NM ELEVATION NOT MEASURED

NOTE(S)

1. GROUNDWATER ELEVATIONS MEASUREMENTS OBTAINED FEBRUARY 19, 2024 BY WSP STAFF.
2. GROUNDWATER ELEVATIONS DISPLAYED IN FEET-NORTH AMERICAN VERTICAL DATUM (FT-NAVD 88).
3. **DEEP AND INTERMEDIATE WELL GROUNDWATER ELEVATIONS WERE NOT USED TO GENERATE POTENTIOMETRIC SURFACE CONTOURS.**
4. PZ-50D IS NOT SHOWN; ITS LOCATION IS BEYOND THE MAPPED LIMITS.

REFERENCE(S)

1. COORDINATE SYSTEM: NAD 1983 STATE PLANE GEORGIA WEST FIPS 1002 FEET.
2. MONITORING WELL/PIEZOMETER LOCATIONS PROVIDED BY JORDAN ENGINEERING.
3. SITE IMAGERY: IMAGERY PROVIDED BY CLIENT 07/2024.
4. BACKGROUND IMAGERY: GOOGLE IMAGERY SERVICE. COPYRIGHT GOOGLE 2023. IMAGERY CAPTURED 12/17/2022.

0 600 1,200 2,400 Feet

CLIENT
GEORGIA POWER COMPANY
PLANT SCHERER
MONROE COUNTY, GEORGIA

Georgia Power

PROJECT
2024 SEMI-ANNUAL REMEDY SELECTION AND DESIGN PROGRESS REPORT

TITLE
POTENTIOMETRIC SURFACE MAP
FEBRUARY 19, 2024

CONSULTANT
wsp

YYYY-MM-DD	2024-08-07
DESIGNED	RHG
PREPARED	RHG
REVIEWED	RNQ
APPROVED	RNQ

PROJECT NO.
31406440.018

FIGURE
3

IF THIS MEASUREMENT DOES NOT MATCH WHAT IS SHOWN, THE SHEET SIZE WAS BEEN MODIFIED FROM: ANSI B

LEGEND

- PROPERTY BOUNDARY
- STREAM
- PONDS
- EXISTING TOPOGRAPHY
- TRANSECT LOCATION
- INFERRED POTENTIOMETRIC SURFACE CONTOUR (FT-NAVD 88)
- SCHERER ASH POND-CCR MONITORING WELL
- CELL 1 LANDFILL MONITORING WELL
- PAC ASH LANDFILL MONITORING WELL
- CELL 3 MONITORING WELL
- PIEZOMETER
- ASSESSMENT MONITORING WELL
- TEMPORARY WELL LOCATION
- TRANSECT BORING LOCATION
- NM ELEVATION NOT MEASURED

NOTE(S)

1. GROUNDWATER ELEVATION MEASUREMENTS OBTAINED FEBRUARY 19, 2024 BY WSP.
2. GROUNDWATER ELEVATIONS DISPLAYED IN FEET-NORTH AMERICAN VERTICAL DATUM.
3. **DEEP AND INTERMEDIATE WELL GROUNDWATER ELEVATIONS WERE NOT USED TO GENERATE GROUNDWATER CONTOURS.**

REFERENCE(S)

1. COORDINATE SYSTEM: NAD 1983 STATE PLANE GEORGIA WEST FIPS 1002 FEET.
2. MONITORING WELL/PIEZOMETER LOCATIONS PROVIDED BY JORDAN ENGINEERING.
3. SITE IMAGERY: IMAGERY PROVIDED BY CLIENT 07/2024.
4. BACKGROUND IMAGERY: GOOGLE IMAGERY SERVICE. COPYRIGHT GOOGLE 2023. IMAGERY CAPTURED 12/17/2022.

0 250 500 1,000 Feet

CLIENT
GEORGIA POWER COMPANY
PLANT SCHERER
MONROE COUNTY, GEORGIA

Georgia Power

PROJECT
2024 SEMI-ANNUAL REMEDY SELECTION AND DESIGN PROGRESS REPORT

TITLE
TRANSECT BORING LOCATIONS

CONSULTANT
wsp

YYYY-MM-DD	2024-08-02
DESIGNED	RHG
PREPARED	RHG
REVIEWED	RNQ
APPROVED	RNQ

PROJECT NO.
31406440.018

FIGURE
4

IF THIS MEASUREMENT DOES NOT MATCH WHAT IS SHOWN, THE SHEET SIZE WAS BEEN MODIFIED FROM: ANSI B

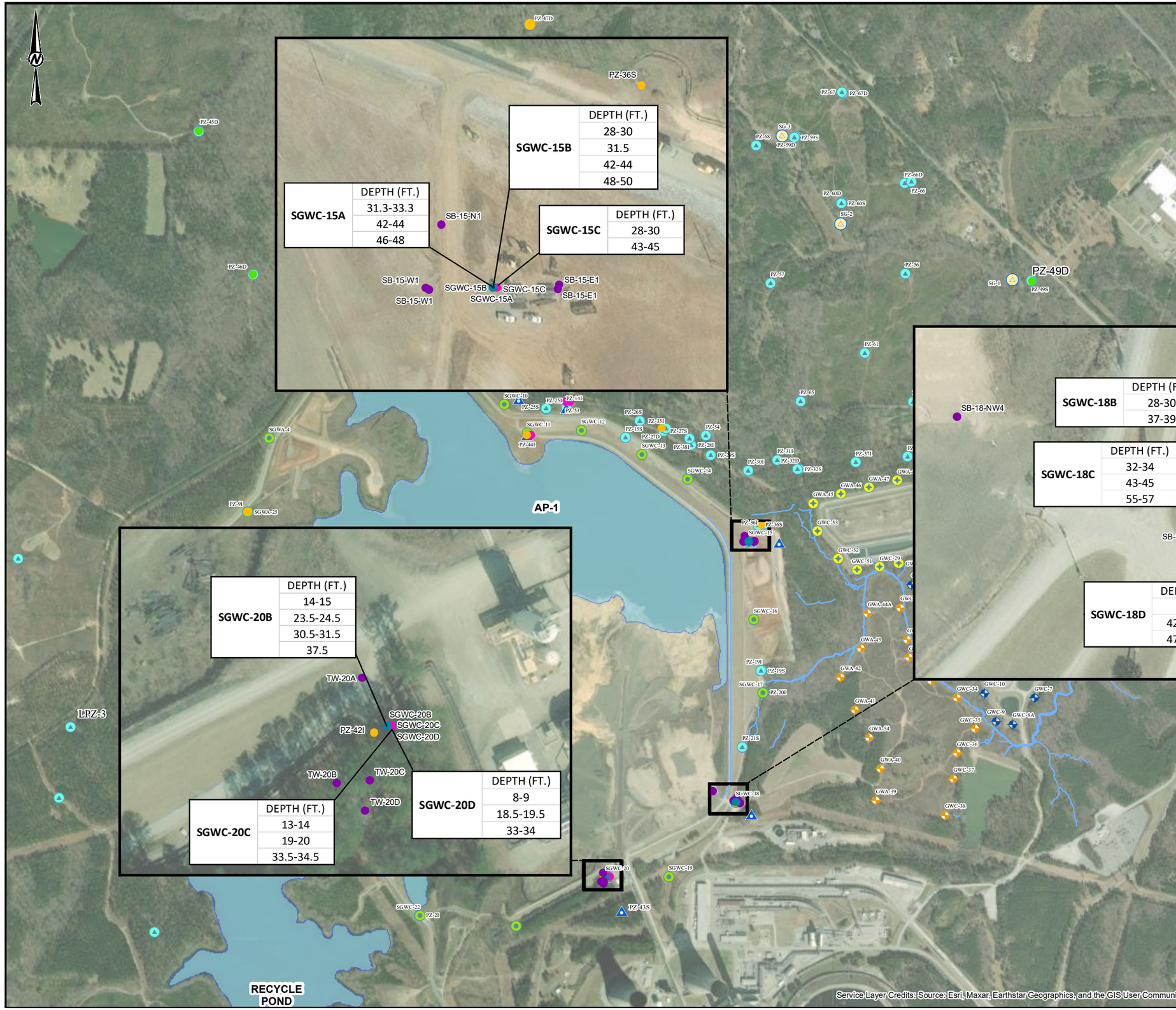

LEGEND

LABORATORY ANALYSIS OF SOIL SAMPLES

- XRD
- XRD, SEP
- XRD, XRF, SULFUR
- XRD, SEP, CEC, SULFUR, pH
- XRD, SEP, TIMA-X

REFERENCES

1. COORDINATE SYSTEM: NAD 1983 STATE PLAN GEORGIA WEST (U.S. FEET).
2. MONITORING WELL/PIEZOMETER LOCATIONS PROVIDED BY JORDAN ENGINEERING.

1200 600 0 1200 Feet

CLIENT
GEORGIA POWER COMPANY
PLANT SCHERER
MONROE COUNTY, GEORGIA

Georgia Power

PROJECT
2024 SEMI-ANNUAL REMEDY SELECTION AND DESIGN PROGRESS REPORT

TITLE
SOIL SAMPLE INFORMATION

CONSULTANT

YYYY-MM-DD	2024-08-09
PREPARED	DJC / RHG
DESIGN	RNQ
REVIEW	RNQ
APPROVED	DLP

PROJECT No.	CONTROL	Rev.	FIGURE
31406440.018	GL166235021Q001-GIS.mxd	0	5

IF THIS MEASUREMENT DOES NOT MATCH WHAT IS SHOWN, THE SHEET HAS BEEN MODIFIED FROM: ANSI B

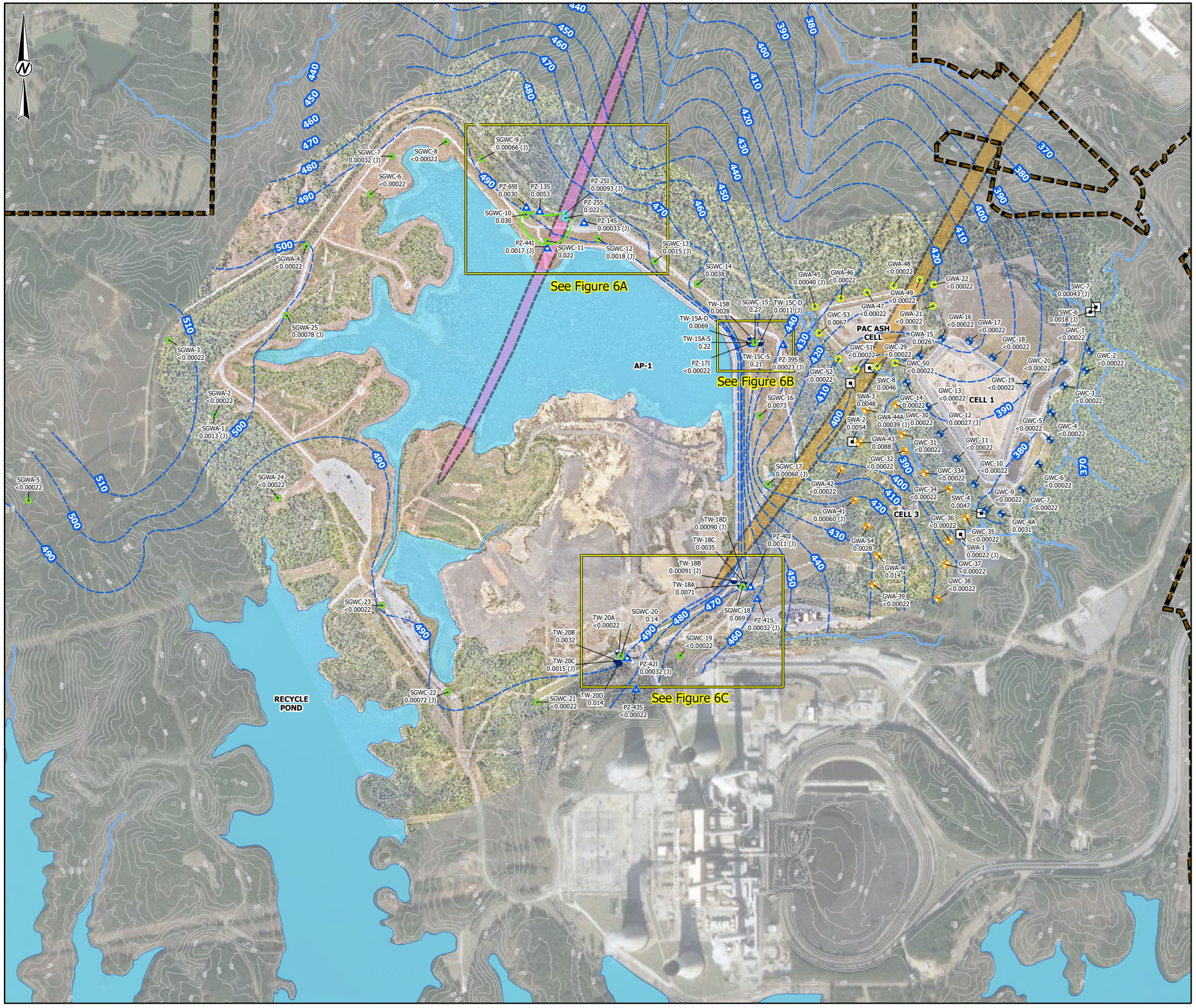

LEGEND

- PROPERTY BOUNDARY
- STREAM
- PONDS
- EXISTING TOPOGRAPHY
- INFERRED POTENTIOMETRIC SURFACE CONTOUR (FT-NAVD 88)
- 0.02 COBALT ISOCONCENTRATION CONTOUR
- SCHERER ASH POND-CCR MONITORING WELL
- CELL 1 LANDFILL MONITORING WELL
- PAC ASH LANDFILL MONITORING WELL
- CELL 3 MONITORING WELL
- PIEZOMETER
- ASSESSMENT MONITORING WELL
- SURFACE WATER LOCATION
- TEMPORARY WELL LOCATION
- DIABASE (Td)
- DIORITE SILL (OZpd)

ANALYTE	UNITS	SCREENING / TARGET LEVELS			
		RSL	MCL	SITE-SPECIFIC BACKGROUND (UPPER TOLERANCE LIMIT)	GWPS
COBALT, TOTAL	mg/L	0.006	N/R	0.02	0.02

RSL = REGIONAL SCREENING LEVEL
MCL = MAXIMUM CONTAMINANT LEVEL
GWPS = GROUNDWATER PROTECTION STANDARD
N/R = NOT REPORTED

NOTE(S)
1. ALL LOCATIONS AND BOUNDARIES ARE APPROXIMATE.
2. CONCENTRATIONS REPORTED IN MILLIGRAMS PER LITER (MG/L), SAMPLED FROM FEBRUARY AND MARCH 2024. J FLAGS INDICATE ESTIMATED VALUE.
3. THE GEOLOGY PRESENTED ON THIS FIGURE IS TAKEN FROM THE GEOLOGIC MAP PREPARED BY PETROLOGIC SOLUTIONS INC. IN 2020.

REFERENCE(S)
1. COORDINATE SYSTEM: NAD 1983 STATE PLANE GEORGIA WEST FIPS 1002 FEET.
2. MONITORING WELL/PIEZOMETER LOCATIONS SURVEYED BY JORDAN ENGINEERING, INC.
3. SITE IMAGERY: IMAGERY PROVIDED BY CLIENT 07/2024.
4. BACKGROUND IMAGERY: GOOGLE IMAGERY SERVICE. COPYRIGHT GOOGLE 2023. IMAGERY CAPTURED 12/17/2022.

0 650 1,300 2,600 Feet

CLIENT
GEORGIA POWER COMPANY
PLANT SCHERER
MONROE COUNTY, GEORGIA

Georgia Power

PROJECT
2024 SEMI-ANNUAL REMEDY SELECTION AND DESIGN PROGRESS REPORT

TITLE
COBALT ISOCONCENTRATION MAP
FEBRUARY AND MARCH 2024

CONSULTANT
wsp

YYYY-MM-DD	2024-08-02
DESIGNED	RHG
PREPARED	RHG
REVIEWED	RNQ
APPROVED	RNQ

PROJECT NO.
31406440.018

FIGURE
6

IF THIS MEASUREMENT DOES NOT MATCH WHAT IS SHOWN, THE SHEET SIZE HAS BEEN MODIFIED FROM: ANSI B

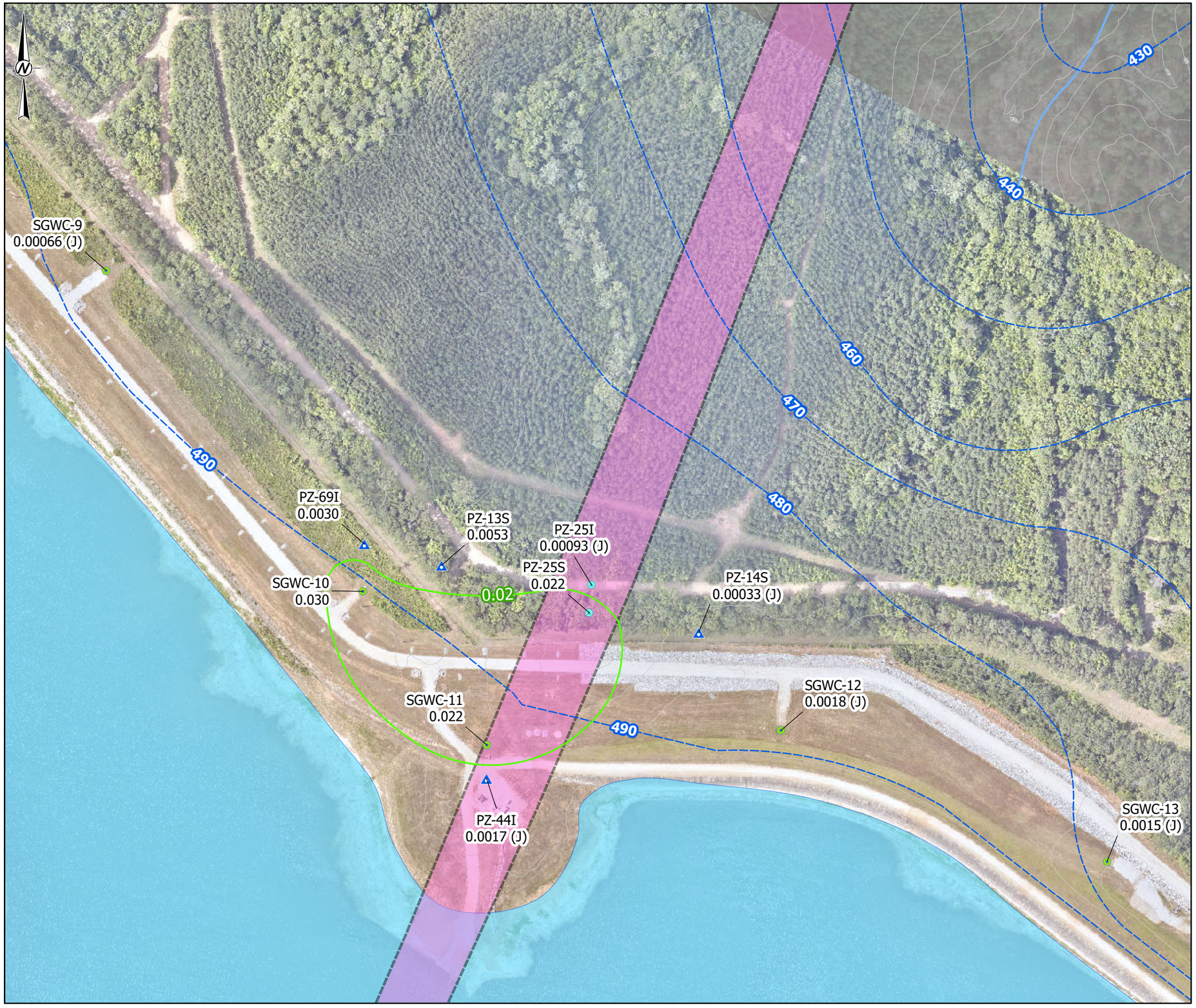

LEGEND

- PROPERTY BOUNDARY
- STREAM
- PONDS
- EXISTING TOPOGRAPHY
- INFERRED POTENTIOMETRIC SURFACE CONTOUR (FT-NAVD 88)
- 0.02 COBALT ISOCONCENTRATION CONTOUR
- DIABASE (Td)
- DIORITE SILL (OZpd)
- SCHERER ASH POND-CCR MONITORING WELL
- PIEZOMETER
- ASSESSMENT MONITORING WELL

ANALYTE	UNITS	SCREENING / TARGET LEVELS			
		RSL	MCL	SITE-SPECIFIC BACKGROUND (UPPER TOLERANCE LIMIT)	GWPS
COBALT, TOTAL	mg/L	0.006	N/R	0.02	0.02

RSL = REGIONAL SCREENING LEVEL
MCL = MAXIMUM CONTAMINANT LEVEL
GWPS = GROUNDWATER PROTECTION STANDARD
N/R = NOT REPORTED

NOTE(S)
1. ALL LOCATIONS AND BOUNDARIES ARE APPROXIMATE.
2. CONCENTRATIONS REPORTED IN MILLIGRAMS PER LITER (MG/L), SAMPLED FROM FEBRUARY AND MARCH 2024. J FLAGS INDICATE ESTIMATED VALUE.
3. THE GEOLOGY PRESENTED ON THIS FIGURE IS TAKEN FROM THE GEOLOGIC MAP PREPARED BY PETROLOGIC SOLUTIONS INC. IN 2020.

REFERENCE(S)
1. COORDINATE SYSTEM: NAD 1983 STATE PLANE GEORGIA WEST FIPS 1002 FEET.
2. MONITORING WELL/PIEZOMETER LOCATIONS SURVEYED BY JORDAN ENGINEERING, INC.
3. SITE IMAGERY: IMAGERY PROVIDED BY CLIENT 07/2024.
4. BACKGROUND IMAGERY: GOOGLE IMAGERY SERVICE. COPYRIGHT GOOGLE 2023. IMAGERY CAPTURED 12/17/2022.

0 112.5 225 450 Feet

CLIENT
GEORGIA POWER COMPANY
PLANT SCHERER
MONROE COUNTY, GEORGIA

Georgia Power

PROJECT
2024 SEMI-ANNUAL REMEDY SELECTION AND DESIGN PROGRESS REPORT

TITLE
INSET A - COBALT ISOCONCENTRATION MAP FEBRUARY AND MARCH 2024

CONSULTANT
wsp

YYYY-MM-DD	2024-08-02
DESIGNED	RHG
PREPARED	RHG
REVIEWED	RNQ
APPROVED	RNQ

PROJECT NO.
31406440.018

FIGURE
6A

IF THIS MEASUREMENT DOES NOT MATCH WHAT IS SHOWN, THE SHEET SIZE HAS BEEN MODIFIED FROM: ANSI B
1 in
0

LEGEND

- PROPERTY BOUNDARY
- STREAM
- PONDS
- EXISTING TOPOGRAPHY
- INFERRED POTENTIOMETRIC SURFACE CONTOUR (FT-NAVD 88)
- 0.02 COBALT ISOCONCENTRATION CONTOUR
- DIABASE (Td)
- DIORITE SILL (OZpd)
- SCHERER ASH POND-CCR MONITORING WELL
- ASSESSMENT MONITORING WELL
- TEMPORARY WELL LOCATION

ANALYTE	UNITS	SCREENING / TARGET LEVELS			
		RSL	MCL	SITE-SPECIFIC BACKGROUND (UPPER TOLERANCE LIMIT)	GWPS
COBALT, TOTAL	mg/L	0.006	N/R	0.02	0.02

RSL = REGIONAL SCREENING LEVEL
MCL = MAXIMUM CONTAMINANT LEVEL
GWPS = GROUNDWATER PROTECTION STANDARD
N/R = NOT REPORTED

NOTE(S)
1. ALL LOCATIONS AND BOUNDARIES ARE APPROXIMATE.
2. CONCENTRATIONS REPORTED IN MILLIGRAMS PER LITER (MG/L), SAMPLED FROM FEBRUARY AND MARCH 2024. J FLAGS INDICATE ESTIMATED VALUE.
3. THE GEOLOGY PRESENTED ON THIS FIGURE IS TAKEN FROM THE GEOLOGIC MAP PREPARED BY PETROLOGIC SOLUTIONS INC. IN 2020.

REFERENCE(S)
1. COORDINATE SYSTEM: NAD 1983 STATE PLANE GEORGIA WEST FIPS 1002 FEET.
2. MONITORING WELL/PIEZOMETER LOCATIONS SURVEYED BY JORDAN ENGINEERING, INC.
3. SITE IMAGERY: IMAGERY PROVIDED BY CLIENT 07/2024.
4. BACKGROUND IMAGERY: GOOGLE IMAGERY SERVICE. COPYRIGHT GOOGLE 2023. IMAGERY CAPTURED 12/17/2022.

0 40 80 160 Feet

CLIENT
GEORGIA POWER COMPANY
PLANT SCHERER
MONROE COUNTY, GEORGIA

Georgia Power

PROJECT
2024 SEMI-ANNUAL REMEDY SELECTION AND DESIGN PROGRESS REPORT

TITLE
INSET B - COBALT ISOCONCENTRATION MAP FEBRUARY AND MARCH 2024

CONSULTANT
wsp

YYYY-MM-DD	2024-08-02
DESIGNED	RHG
PREPARED	RHG
REVIEWED	RNQ
APPROVED	RNQ

PROJECT NO.
31406440.018

FIGURE
6B

IF THIS MEASUREMENT DOES NOT MATCH WHAT IS SHOWN, THE SHEET SIZE HAS BEEN MODIFIED FROM: ANSI B
1 in
0

LEGEND

- PROPERTY BOUNDARY
- STREAM
- PONDS
- EXISTING TOPOGRAPHY
- INFERRED POTENTIOMETRIC SURFACE CONTOUR (FT-NAVD 88)
- 0.02 COBALT ISOCONCENTRATION CONTOUR
- DIABASE (Td)
- DIORITE SILL (OZpd)
- SCHERER ASH POND-CCR MONITORING WELL
- ASSESSMENT MONITORING WELL
- TEMPORARY WELL LOCATION

ANALYTE	UNITS	SCREENING / TARGET LEVELS			
		RSL	MCL	SITE-SPECIFIC BACKGROUND (UPPER TOLERANCE LIMIT)	GWPS
COBALT, TOTAL	mg/L	0.006	N/R	0.02	0.02

RSL = REGIONAL SCREENING LEVEL
MCL = MAXIMUM CONTAMINANT LEVEL
GWPS = GROUNDWATER PROTECTION STANDARD
N/R = NOT REPORTED

NOTE(S)
1. ALL LOCATIONS AND BOUNDARIES ARE APPROXIMATE.
2. CONCENTRATIONS REPORTED IN MILLIGRAMS PER LITER (MG/L), SAMPLED FROM FEBRUARY AND MARCH 2024. J FLAGS INDICATE ESTIMATED VALUE.
3. THE GEOLOGY PRESENTED ON THIS FIGURE IS TAKEN FROM THE GEOLOGIC MAP PREPARED BY PETROLOGIC SOLUTIONS INC. IN 2020.

REFERENCE(S)
1. COORDINATE SYSTEM: NAD 1983 STATE PLANE GEORGIA WEST FIPS 1002 FEET.
2. MONITORING WELL/PIEZOMETER LOCATIONS SURVEYED BY JORDAN ENGINEERING, INC.
3. SITE IMAGERY: IMAGERY PROVIDED BY CLIENT 07/2024.
4. BACKGROUND IMAGERY: GOOGLE IMAGERY SERVICE. COPYRIGHT GOOGLE 2023. IMAGERY CAPTURED 12/17/2022.

0 112.5 225 450 Feet

CLIENT
GEORGIA POWER COMPANY
PLANT SCHERER
MONROE COUNTY, GEORGIA

Georgia Power

PROJECT
2024 SEMI-ANNUAL REMEDY SELECTION AND DESIGN PROGRESS REPORT

TITLE
INSET C - COBALT ISOCONCENTRATION MAP FEBRUARY AND MARCH 2024

CONSULTANT
wsp

YYYY-MM-DD	2024-08-02
DESIGNED	RHG
PREPARED	RHG
REVIEWED	RNQ
APPROVED	RNQ

PROJECT NO.
31406440.018

FIGURE
6C

IF THIS MEASUREMENT DOES NOT MATCH WHAT IS SHOWN, THE SHEET SIZE HAS BEEN MODIFIED FROM: ANSI B

Appendix A

Soil Analytical Results

Quantitative X-Ray Diffraction by Rietveld Refinement

Report Prepared for:	*WSP USA Inc. (Plant Scherer)*
Project Number/ LIMS No.	*19515-02/MI7015-AUG23*
Sample Receipt:	*July 27, 2023*
Sample Analysis:	*March 4, 2024*
Reporting Date:	*March 12, 2024*

Instrument:	BRUKER AXS D8 Advance Diffractometer
Test Conditions:	Co radiation, 35 kV, 40 mA; Detector: LYNXEYE Regular Scanning: Step: 0.02°, Step
Interpretations :	PDF2/PDF4 powder diffraction databases issued by the International Center for Diffraction Data (ICDD). Diffrac Eva and Topas software.
Detection Limit :	0.5-2%. Strongly dependent on crystallinity.

Contents:

1) Method Summary
2) Quantitative XRD Results
3) XRD Pattern(s)

Landon Kapusianyk, B.Sc.
Mineralogist

Huyun Zhou, Ph.D., P.Geo.
Senior Mineralogist

ACCREDITATION: SGS Natural Resources Lakefield is accredited to the requirements of ISO/IEC 17025 for specific tests as listed on our scope of accreditation, including geochemical, mineralogical and trade mineral tests. To view a list of the accredited methods, please visit the following website and search SGS Canada Inc. - Minerals: https://www.scc.ca/en/search/palcan.

Method Summary

The Rietveld Method of Mineral Identification by XRD (ME-LR-MIN-MET-MN-D05) method used by SGS Natural Resources is accredited to the requirements of ISO/IEC 17025.

Mineral Identification and Interpretation:

Mineral identification and interpretation involves matching the diffraction pattern of an unknown material to patterns of single-phase reference materials. The reference patterns are compiled by the Joint Committee on Powder Diffraction Standards - International Center for Diffraction Data (JCPDS-ICDD) database and released on software as Powder Diffraction Files (PDF).

Interpretations do not reflect the presence of non-crystalline and/or amorphous compounds, except when internal standards have been added by request. Mineral proportions may be strongly influenced by crystallinity, crystal structure and preferred orientations. Mineral or compound identification and quantitative analysis results should be accompanied by supporting chemical assay data or other additional tests.

Quantitative Rietveld Analysis:

Quantitative Rietveld Analysis is performed by using Diffrac Topas 7 (Bruker), a graphics based profile analysis program built around a non-linear least squares fitting system, to determine the amount of different phases present in a multicomponent sample. Whole pattern analyses are predicated by the fact that the X-ray diffraction pattern is a total sum of both instrumental and specimen factors. Unlike other peak intensity-based methods, the Rietveld method uses a least squares approach to refine a theoretical line profile until it matches the obtained experimental patterns.

Rietveld refinement is completed with a set of minerals specifically identified for the sample. Zero values indicate that the mineral was included in the refinement calculations, but the calculated concentration was less than 0.05wt%. Minerals not identified by the analyst are not included in refinement calculations for specific samples and are indicated with a dash.

DISCLAIMER: This document is issued by the Company under its General Conditions of Service accessible at http://www.sgs.com/en/Terms-and-Conditions.aspx. Attention is drawn to the limitation of liability, indemnification and jurisdiction issues defined therein. Any holder of this document is advised that information contained hereon reflects the Company's findings at the time of its intervention only and within the limits of Client's instructions, if any. The Company's sole responsibility is to its Client and this document does not exonerate parties to a transaction from exercising all their rights and obligations under the transaction documents. Any unauthorized alteration, forgery or falsification of the content or appearance of this document is unlawful and offenders may be prosecuted to the fullest extent of the law.

WARNING: The sample(s) to which the findings recorded herein (the "Findings") relate was(were) drawn and / or provided by the Client or by a third party acting at the Client's direction. The Findings constitute no warranty of the sample's representativeness of any goods and strictly relate to the sample(s). The Company accepts no liability with regard to the origin or source from which the sample(s) is/are said to be extracted.

Summary of Rietveld Quantitative Analysis X-Ray Diffraction Results

Mineral/Compound	SB-15-N1 (53'-55') AUG7015-01 (wt %)	SB-15-E1 (34'-36') AUG7015-02 (wt %)	SB-15-E1 (52'-54') AUG7015-03 (wt %)	SB-15-W1 (32'-34') AUG7015-04 (wt %)	SB-15-W1 (51'-53') AUG7015-05 (wt %)	SB-18-NW4 (7'-8') AUG7015-06 (wt %)
Quartz	30.9	46.6	24.1	20.1	14.9	17.9
Cristobalite	-	-	-	-	-	-
Albite	2.4	-	7.0	-	4.3	-
Microcline	-	-	-	-	-	-
Biotite	-	5.0	-	-	-	-
Amphibole	36.8	-	48.4	-	32.7	-
Magnetite	-	-	0.4	-	-	-
Goethite	-	-	-	25.0	-	-
Calcite	-	-	-	-	-	23.7
Mullite	-	-	-	-	-	48.4
Diopside	-	-	-	-	-	10.0
Ilmenite	-	-	-	2.0	-	-
Anhydrite	-	-	-	-	-	-
Clays						
Illite	5.1	16.3	-	-	7.7	-
Montmorillonite	-	-	1.1	-	2.2	-
Halloysite	-	9.7	-	-	-	-
Nacrite	-	-	-	5.5	-	-
Kaolinite	24.4	22.4	19.0	47.4	38.2	-
TOTAL	100	100	100	100	100	100

Zero values indicate that the mineral was included in the refinement, but the calculated concentration is below a measurable value.

Dashes indicate that the mineral was not identified by the analyst and not included in the refinement calculation for the sample.

The weight percent quantities indicated have been normalized to a sum of 100%. The quantity of amorphous material has not been determined.

Mineral/Compound	Formula
Quartz	SiO_2
Albite	$NaAlSi_3O_8$
Microcline	$KAlSi_3O_8$
Biotite	$K(Mg,Fe)_3(AlSi_3O_{10})(OH)_2$
Amphibole	$(Ca,Na)_2^{-}3(Mg,Fe,Al)_5Si_6(Si,Al)_2O_{22}(OH)_2$
Magnetite	Fe_3O_4
Goethite	$\alpha FeO{\cdot}OH$
Calcite	$CaCO_3$
Mullite	$\sim Al_6Si_3O_{15}$
Diopside	$CaMgSi_2O_6$
Ilmenite	$FeTiO_3$
Anhydrite	$CaSO_4$
Illite	$(K,H_3O)(Al,Mg,Fe)_2(Si,Al)_4O_{10}[(OH)_2,(H_2O)]$
Montmorillonite	$(Na,Ca)_{0.3}(Al,Mg)_2Si_2O_{10}(OH)_2{\cdot}nH_2O$
Halloysite	$Al_2Si_2O_5(OH)_4$ and $Al_2Si_2O_5(OH)_4{\cdot}2H_2O$
Nacrite	$Al_2Si_2O_5(OH)_4$
Kaolinite	$Al_2Si_2O_5(OH)_4$

Summary of Rietveld Quantitative Analysis X-Ray Diffraction Results

Mineral/Compound	SB-18-SE1 (42'-43') AUG7015-07 (wt %)	SB-18-NW1 (40'-45') AUG7015-08 (wt %)	SB-18-N1 (43'-44') AUG7015-09 (wt %)	SB-20-W1 (48'-50') AUG7015-10 (wt %)	SB-20-N1 (48'-50') AUG7015-11 (wt %)	SB-20-S2 (45'-46') AUG7015-12 (wt %)	SB-20-S1 (46'-48') AUG7015-13 (wt %)
Quartz	29.2	19.0	11.0	29.9	29.5	56.2	59.7
Cristobalite	-	-	-	-	2.5	-	-
Albite	12.5	-	-	9.7	10.9	16.3	16.4
Microcline	-	-	-	0.9	5.7	5.2	5.7
Biotite	-	-	-	-	-	-	-
Amphibole	31.5	-	-	18.0	19.4	2.9	3.4
Magnetite	0.5	-	-	-	1.0	0.6	0.2
Goethite	-	33.0	15.1	-	-	-	-
Calcite	-	0.7	0.4	-	-	-	-
Mullite	-	-	-	-	-	-	-
Diopside	0.0	-	-	4.9	4.0	1.2	1.6
Ilmenite	-	-	1.6	-	-	-	-
Anhydrite	-	-	-	1.7	-	-	-
Clays							
Illite	-	3.2	6.1	4.1	1.5	5.4	2.9
Montmorillonite	0.5	4.2	-	3.4	14.1	-	-
Halloysite	-	-	-	-	-	-	-
Nacrite	-	-	-	4.1	1.8	3.1	2.3
Kaolinite	25.8	39.9	65.7	23.4	9.5	9.1	7.7
TOTAL	100	100	100	100	100	100	100

Zero values indicate that the mineral was included in the refinement, but the calculated concentration is below a measurable value.

Dashes indicate that the mineral was not identified by the analyst and not included in the refinement calculation for the sample.

The weight percent quantities indicated have been normalized to a sum of 100%. The quantity of amorphous material has not been determined.

Mineral/Compound	Formula
Quartz	SiO_2
Albite	$NaAlSi_3O_8$
Microcline	$KAlSi_3O_8$
Biotite	$K(Mg,Fe)_3(AlSi_3O_{10})(OH)_2$
Amphibole	$(Ca,Na)_2^-3(Mg,Fe,Al)_5Si_6(Si,Al)_2O_{22}(OH)_2$
Magnetite	Fe_3O_4
Goethite	$\alpha FeO{\cdot}OH$
Calcite	$CaCO_3$
Mullite	$\sim Al_6Si_3O_{15}$
Diopside	$CaMgSi_2O_6$
Ilmenite	$FeTiO_3$
Anhydrite	$CaSO_4$
Illite	$(K,H_3O)(Al,Mg,Fe)_2(Si,Al)_4O_{10}[(OH)_2,(H_2O)]$
Montmorillonite	$(Na,Ca)_{0.3}(Al,Mg)_2Si_2O_{10}(OH)_2{\cdot}nH_2O$
Halloysite	$Al_2Si_2O_5(OH)_4$ and $Al_2Si_2O_5(OH)_4{\cdot}2H_2O$
Nacrite	$Al_2Si_2O_5(OH)_4$
Kaolinite	$Al_2Si_2O_5(OH)_4$

SB-15-N1 (53'-55')

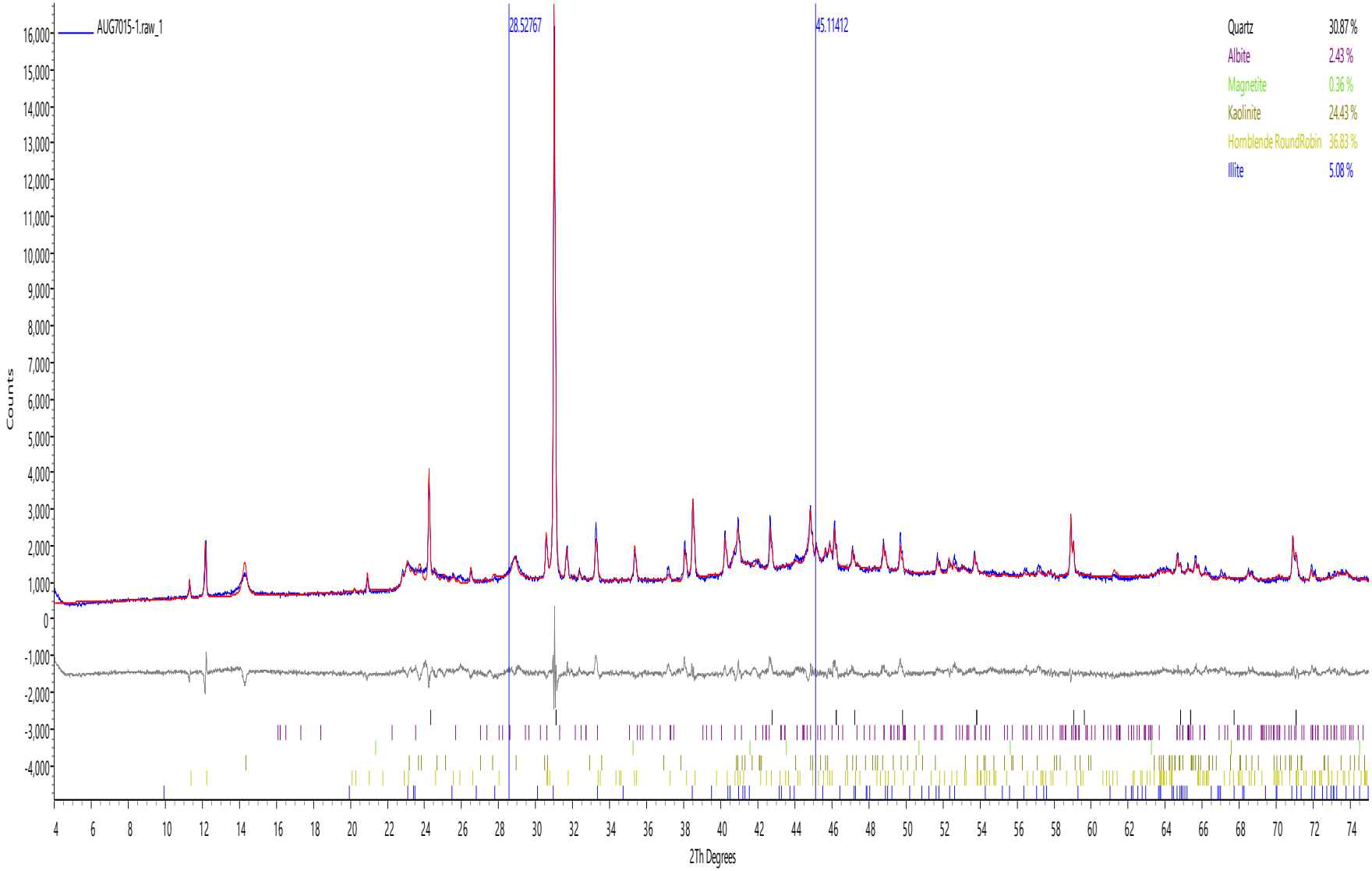
AUG7015-1.raw_1
28.52767
45.11412
Quartz 30.87 %
Albite 2.43 %
Magnetite 0.36 %
Kaolinite 24.43 %
Hornblende RoundRobin 36.83 %
Illite 5.08 %
Counts
2Th Degrees

SB-15-N1 (53'-55')

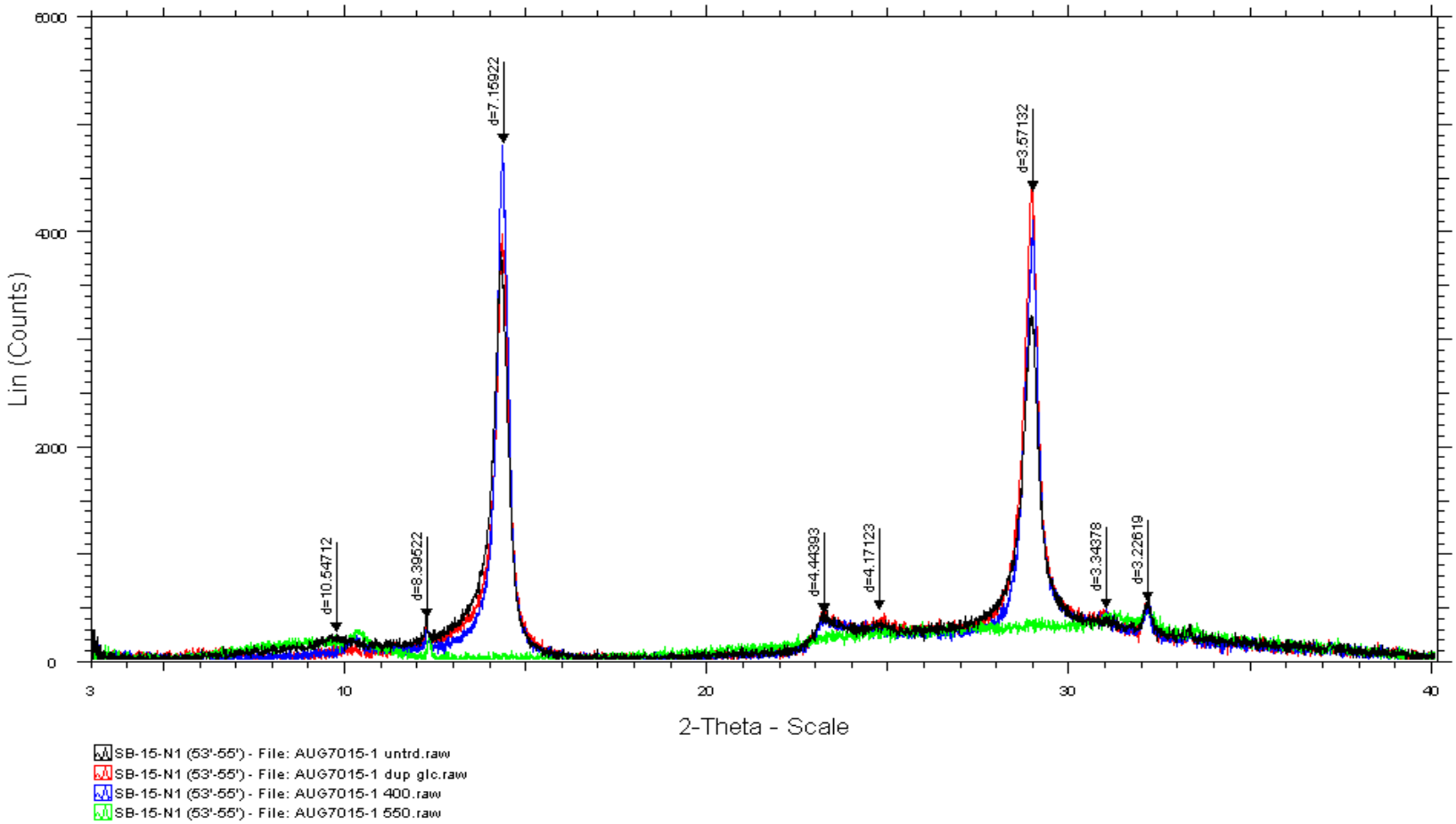
6000
4000
2000
0
Lin (Counts)
d=10.54712
d=8.39522
d=7.15922
d=4.44393
d=4.17123
d=3.57132
d=3.34378
d=3.22619
3
10
20
30
40
2-Theta - Scale
SB-15-N1 (53'-55') - File: AUG7015-1 untrd.raw
SB-15-N1 (53'-55') - File: AUG7015-1 dup glc.raw
SB-15-N1 (53'-55') - File: AUG7015-1 400.raw
SB-15-N1 (53'-55') - File: AUG7015-1 550.raw

SB-15-E1 (34'-36')

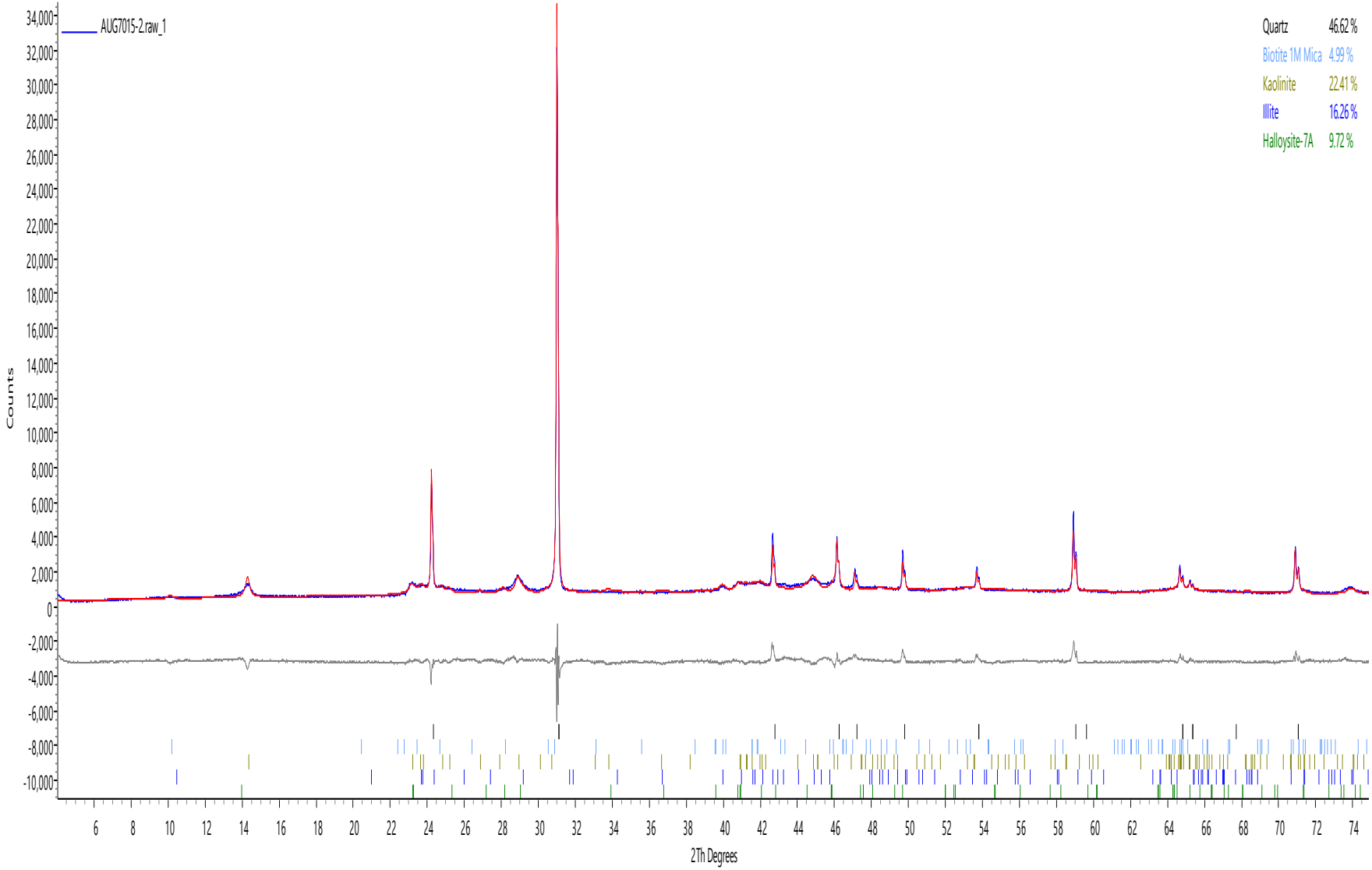
AUG7015-2.raw_1
Quartz 46.62 %
Biotite 1M Mica 4.99 %
Kaolinite 22.41 %
Illite 16.26 %
Halloysite-7A 9.72 %
Counts
2Th Degrees

SB-15-E1 (34'-36')

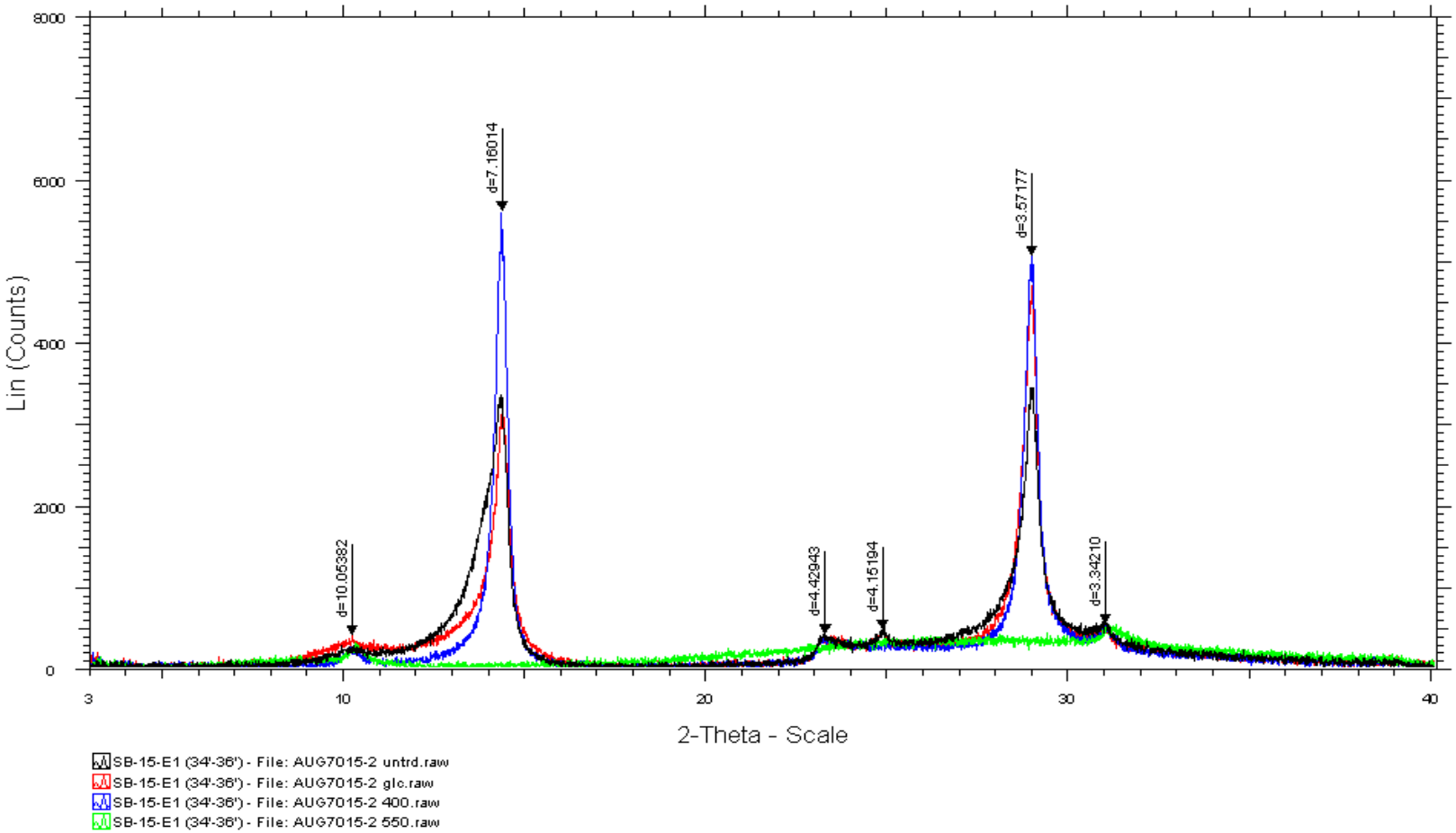
8000
6000
4000
2000
0
Lin (Counts)
d=10.05382
d=7.16014
d=4.42943
d=4.15194
d=3.57177
d=3.34210
3
10
20
30
40
2-Theta - Scale
SB-15-E1 (34'-36') - File: AUG7015-2 untrd.raw
SB-15-E1 (34'-36') - File: AUG7015-2 glc.raw
SB-15-E1 (34'-36') - File: AUG7015-2 400.raw
SB-15-E1 (34'-36') - File: AUG7015-2 550.raw

SB-15-E1 (52'-54')

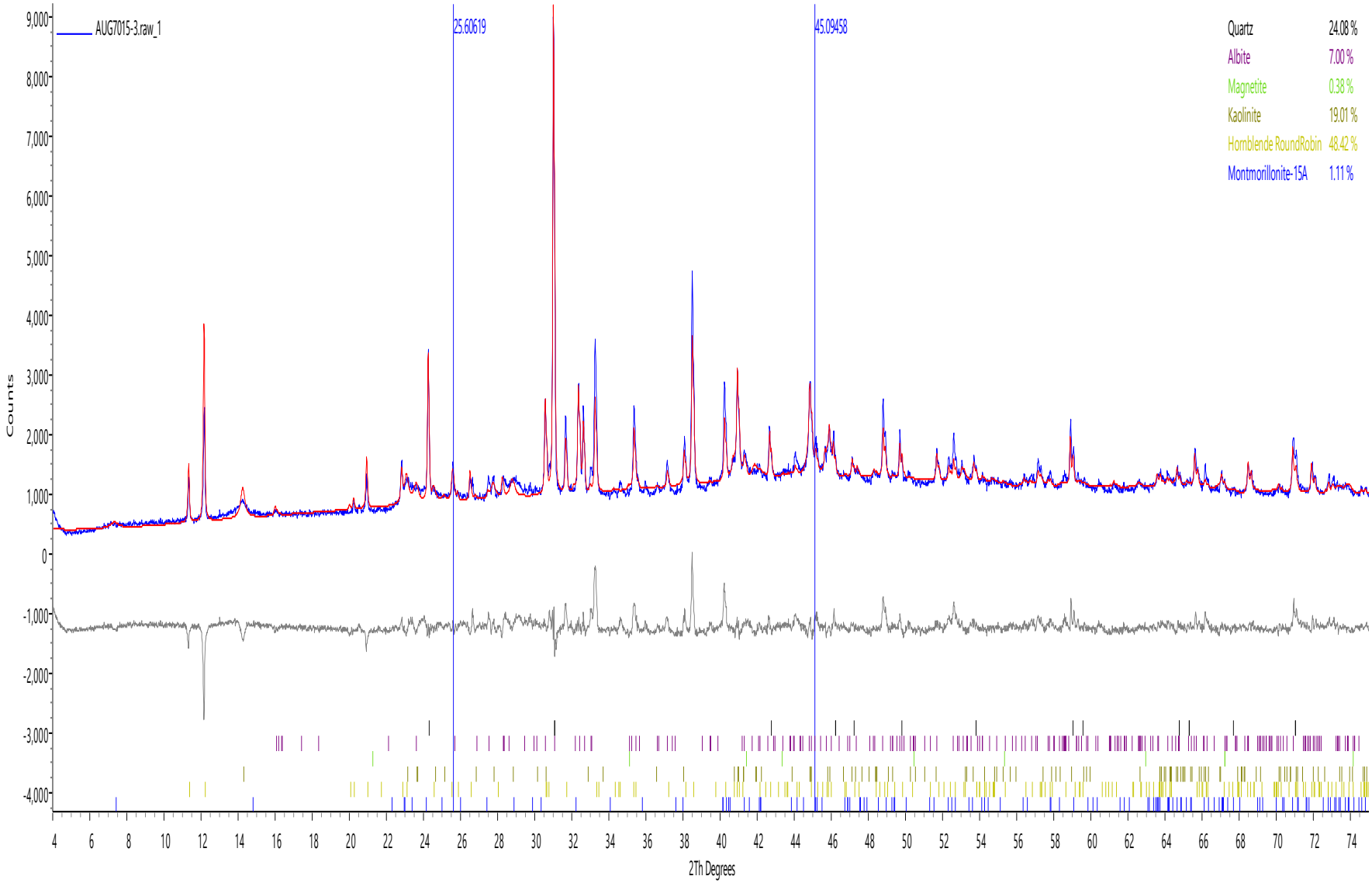
AUG7015-3.raw_1
25.60619
45.09458
Quartz 24.08 %
Albite 7.00 %
Magnetite 0.38 %
Kaolinite 19.01 %
Hornblende RoundRobin 48.42 %
Montmorillonite-15A 1.11 %
Counts
2Th Degrees

SB-15-E1 (52'-54')

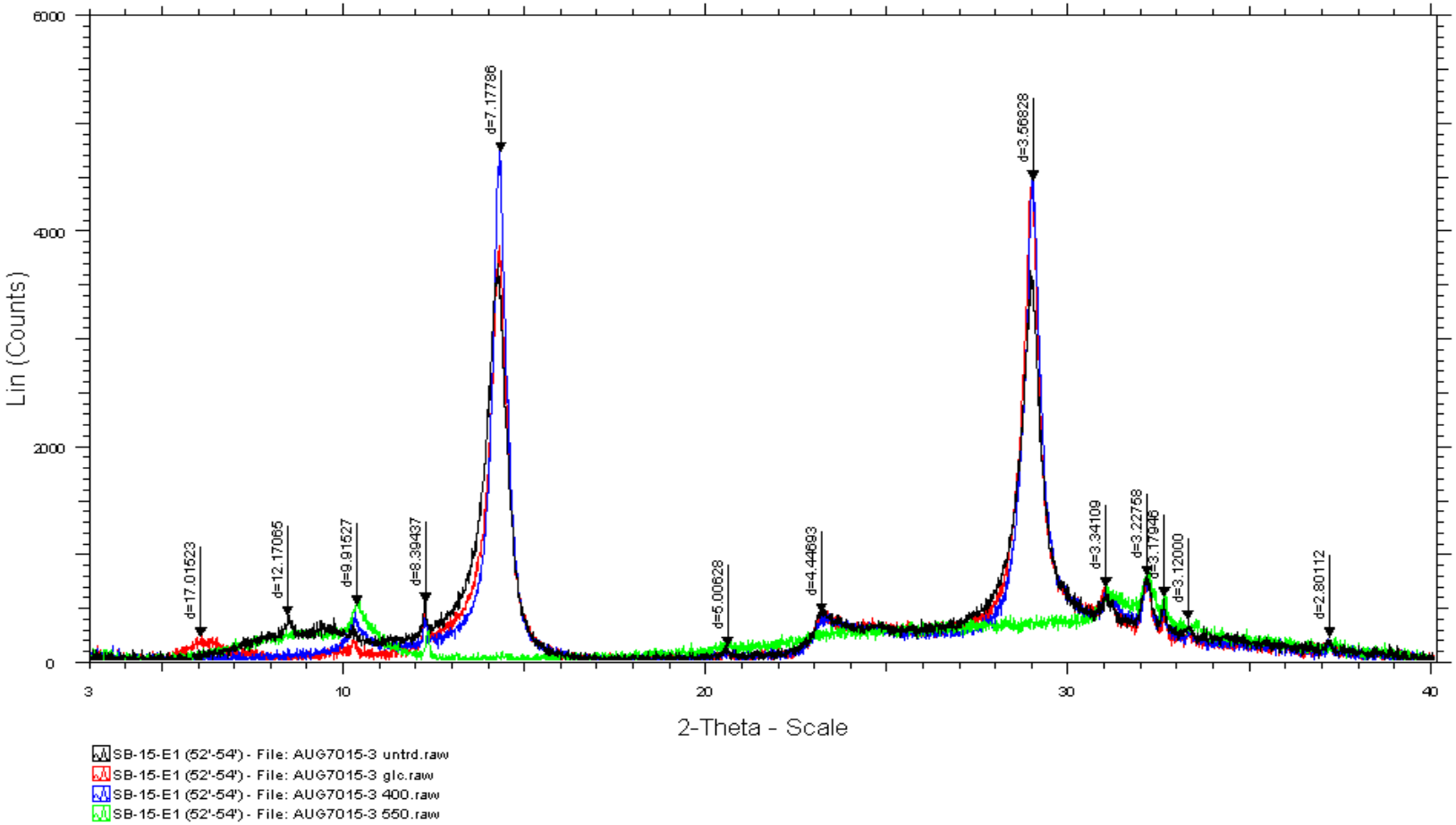
6000
4000
2000
0
Lin (Counts)
3
10
20
30
40
2-Theta - Scale
d=17.01523
d=12.17065
d=9.91527
d=8.39437
d=7.17786
d=5.00628
d=4.44693
d=3.56828
d=3.34109
d=3.22758
d=3.17946
d=3.12000
d=2.80112
SB-15-E1 (52'-54') - File: AUG7015-3 untrd.raw
SB-15-E1 (52'-54') - File: AUG7015-3 glc.raw
SB-15-E1 (52'-54') - File: AUG7015-3 400.raw
SB-15-E1 (52'-54') - File: AUG7015-3 550.raw

SB-15-W1 (32'-34')

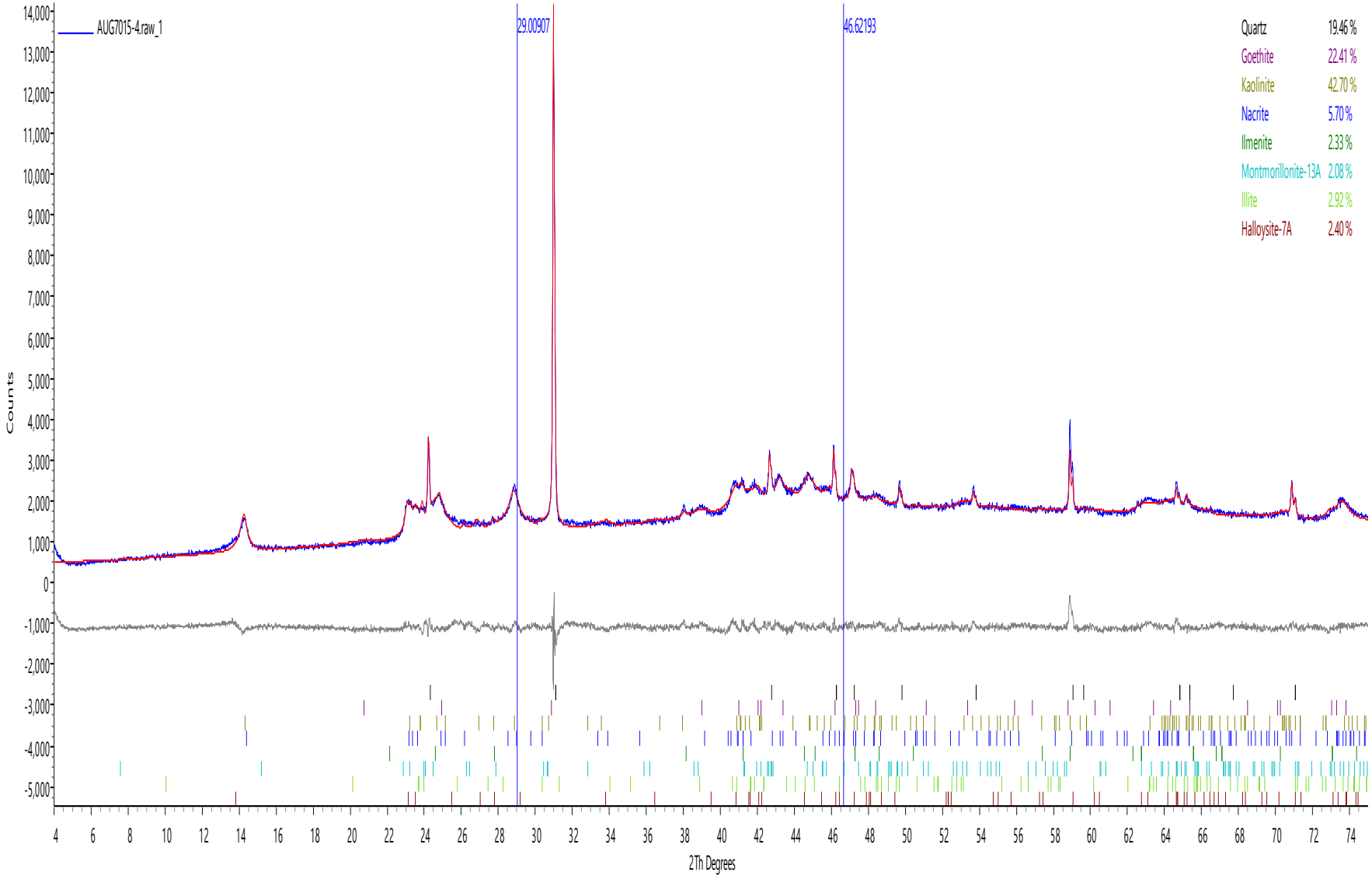
AUG7015-4.raw_1
29.00907
46.62193
Quartz 19.46 %
Goethite 22.41 %
Kaolinite 42.70 %
Nacrite 5.70 %
Ilmenite 2.33 %
Montmorillonite-13A 2.08 %
Illite 2.92 %
Halloysite-7A 2.40 %
Counts
2Th Degrees

SB-15-W1 (32'-34')

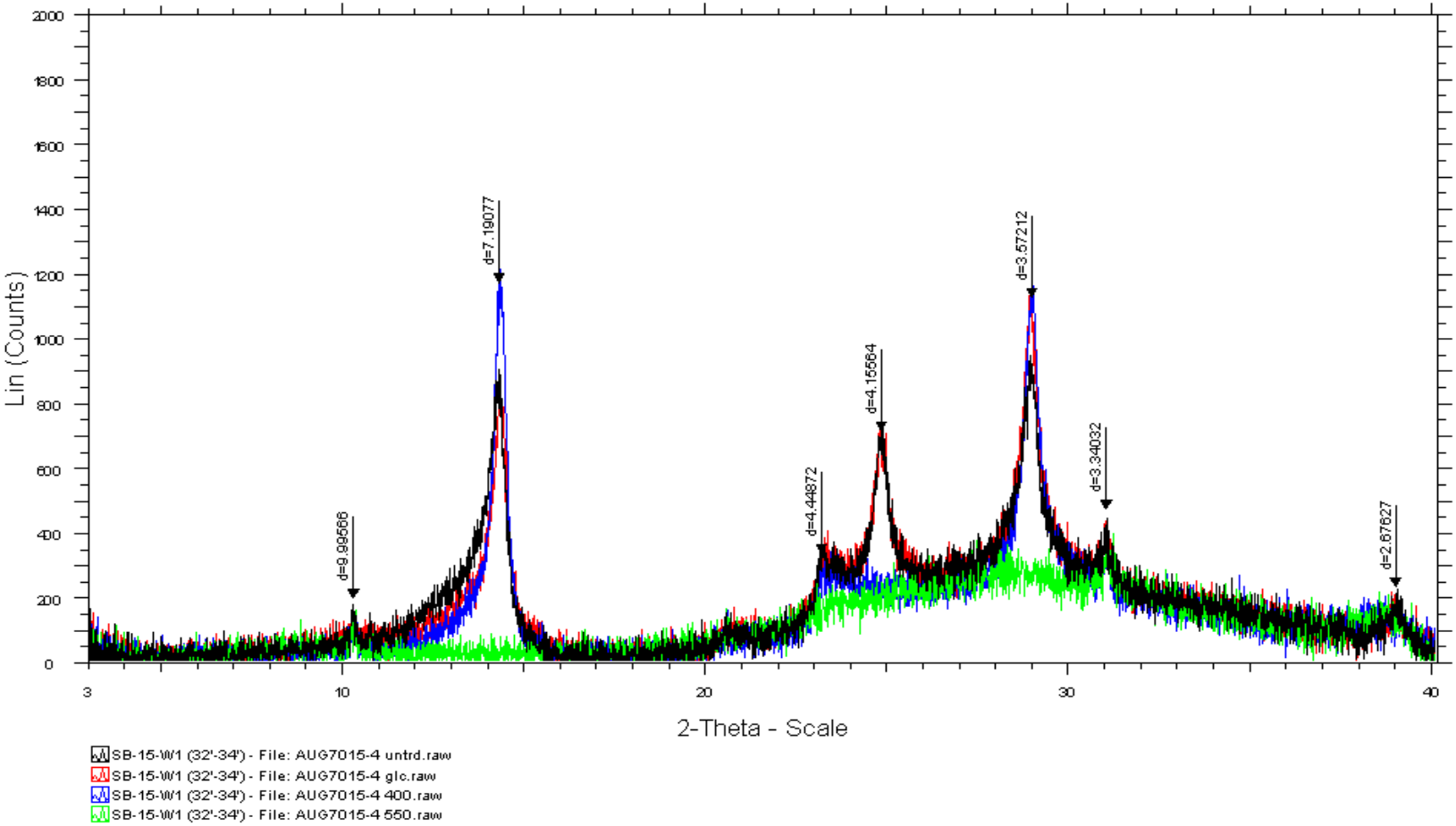
Lin (Counts)
2000
1800
1600
1400
1200
1000
800
600
400
200
0
3
10
20
30
40
2-Theta - Scale
d=9.99566
d=7.19077
d=4.44872
d=4.15564
d=3.57212
d=3.34032
d=2.67627
SB-15-W1 (32'-34') - File: AUG7015-4 untrd.raw
SB-15-W1 (32'-34') - File: AUG7015-4 glc.raw
SB-15-W1 (32'-34') - File: AUG7015-4 400.raw
SB-15-W1 (32'-34') - File: AUG7015-4 550.raw

SB-15-W1 (51'-53')

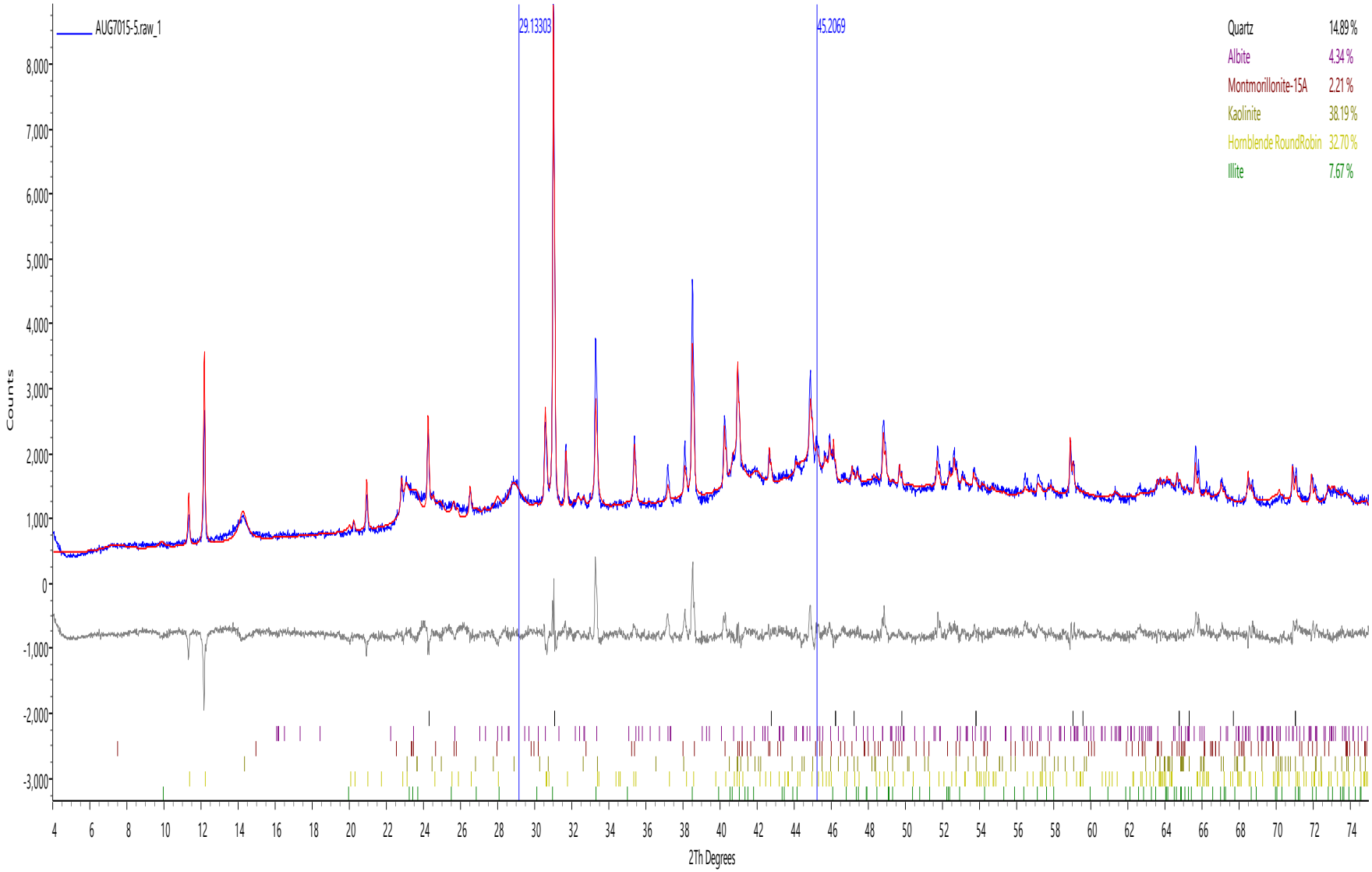
AUG7015-5.raw_1
29.13303
45.2069
Quartz 14.89 %
Albite 4.34 %
Montmorillonite-15A 2.21 %
Kaolinite 38.19 %
Hornblende RoundRobin 32.70 %
Illite 7.67 %
Counts
2Th Degrees

SB-15-W1 (51'-53')

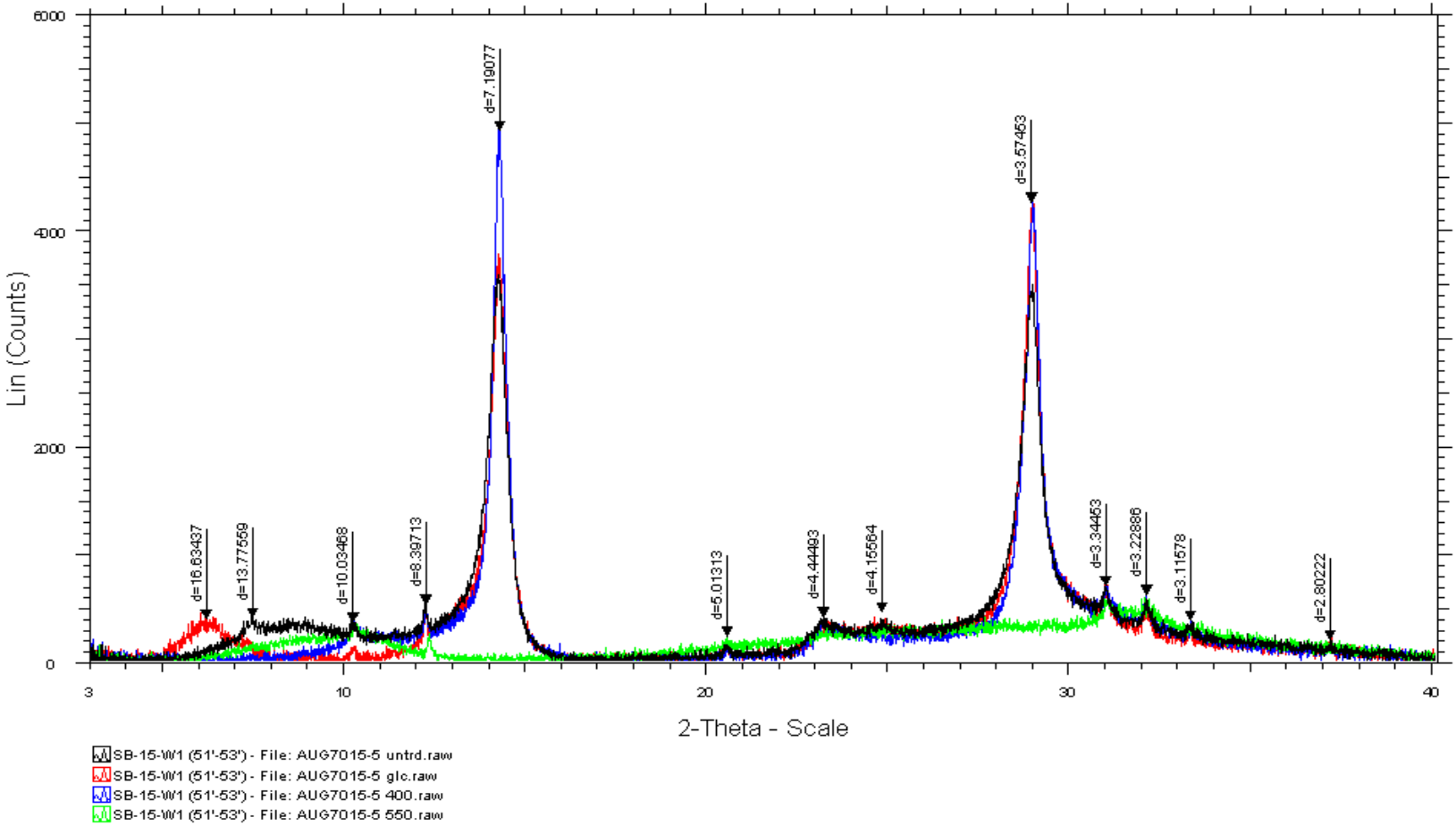
6000
4000
2000
0
Lin (Counts)
3
10
20
30
40
2-Theta - Scale
d=16.63437
d=13.77559
d=10.03468
d=8.39713
d=7.19077
d=5.01313
d=4.44493
d=4.15564
d=3.57453
d=3.34453
d=3.22886
d=3.11578
d=2.80222
SB-15-W1 (51'-53') - File: AUG7015-5 untrd.raw
SB-15-W1 (51'-53') - File: AUG7015-5 glc.raw
SB-15-W1 (51'-53') - File: AUG7015-5 400.raw
SB-15-W1 (51'-53') - File: AUG7015-5 550.raw

SB-18-NW4 (7'-8')

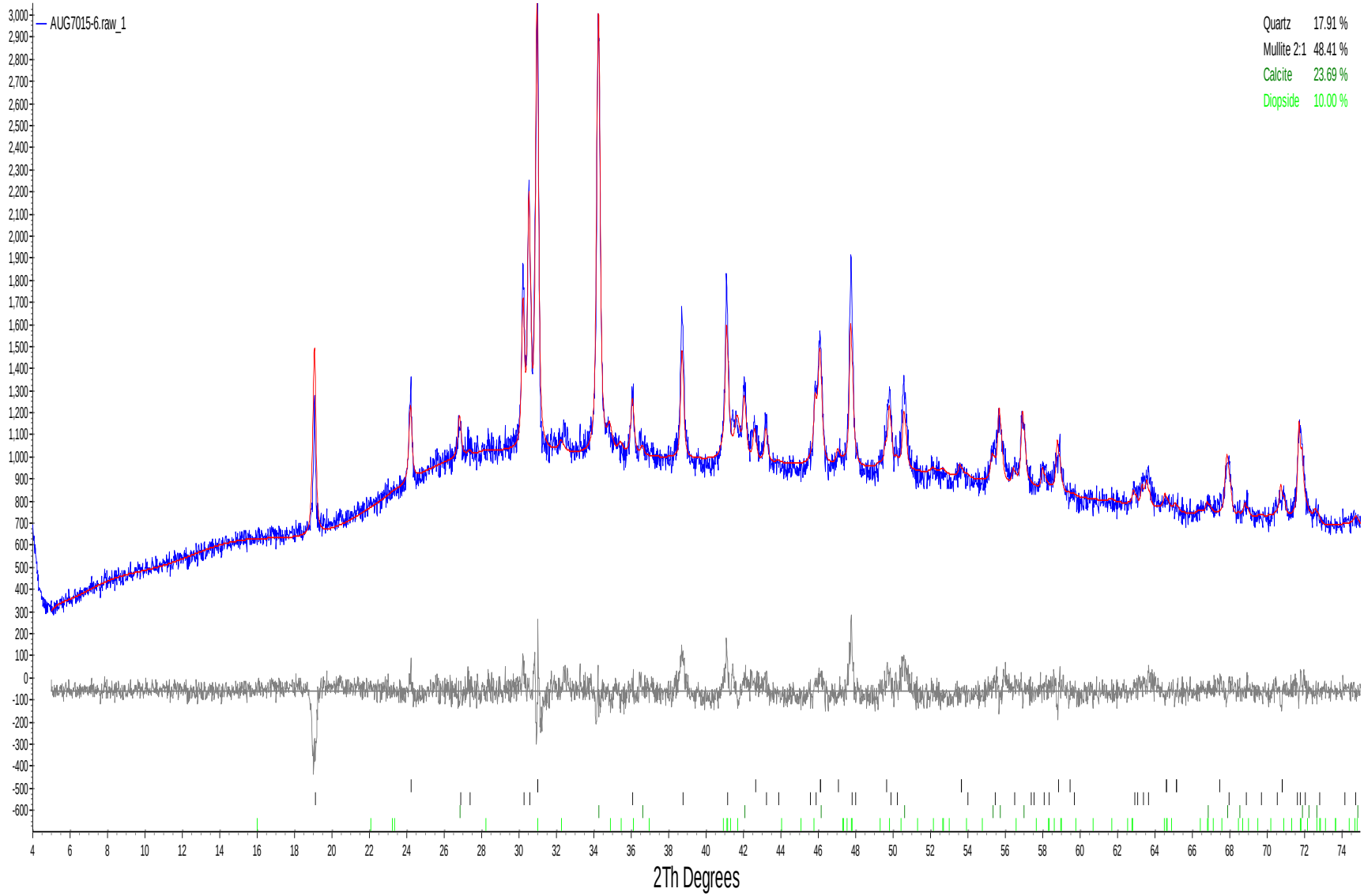
AUG7015-6.raw_1
Quartz 17.91 %
Mullite 2:1 48.41 %
Calcite 23.69 %
Diopside 10.00 %
2Th Degrees

SB-18-NW4 (7'-8')

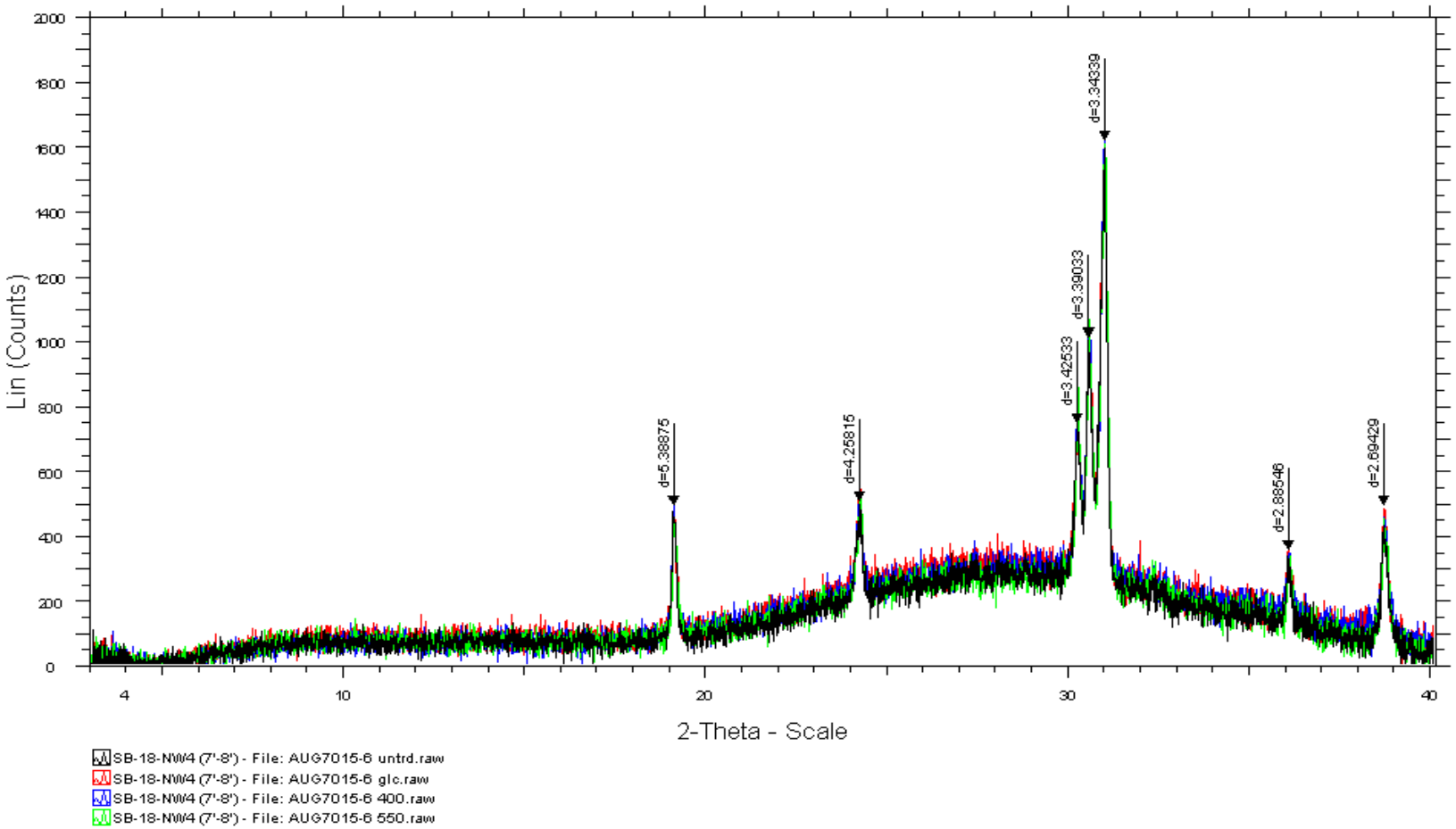
Lin (Counts)
2-Theta - Scale
d=5.38875
d=4.25815
d=3.42533
d=3.39033
d=3.34339
d=2.88546
d=2.69429
SB-18-NW4 (7'-8') - File: AUG7015-6 untrd.raw
SB-18-NW4 (7'-8') - File: AUG7015-6 glc.raw
SB-18-NW4 (7'-8') - File: AUG7015-6 400.raw
SB-18-NW4 (7'-8') - File: AUG7015-6 550.raw

SB-18-SE1 (42'-43')

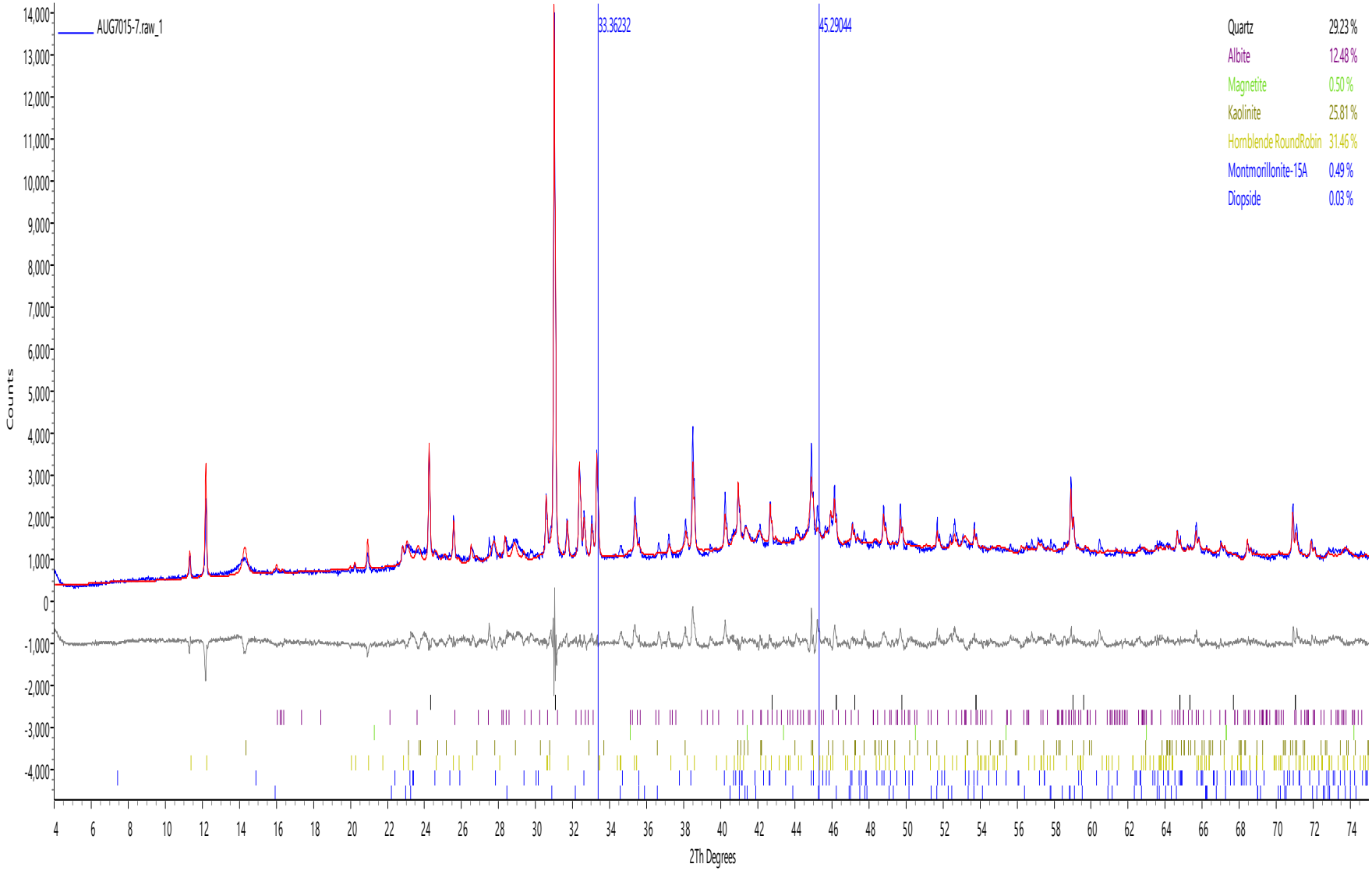

SB-18-SE1 (42'-43')

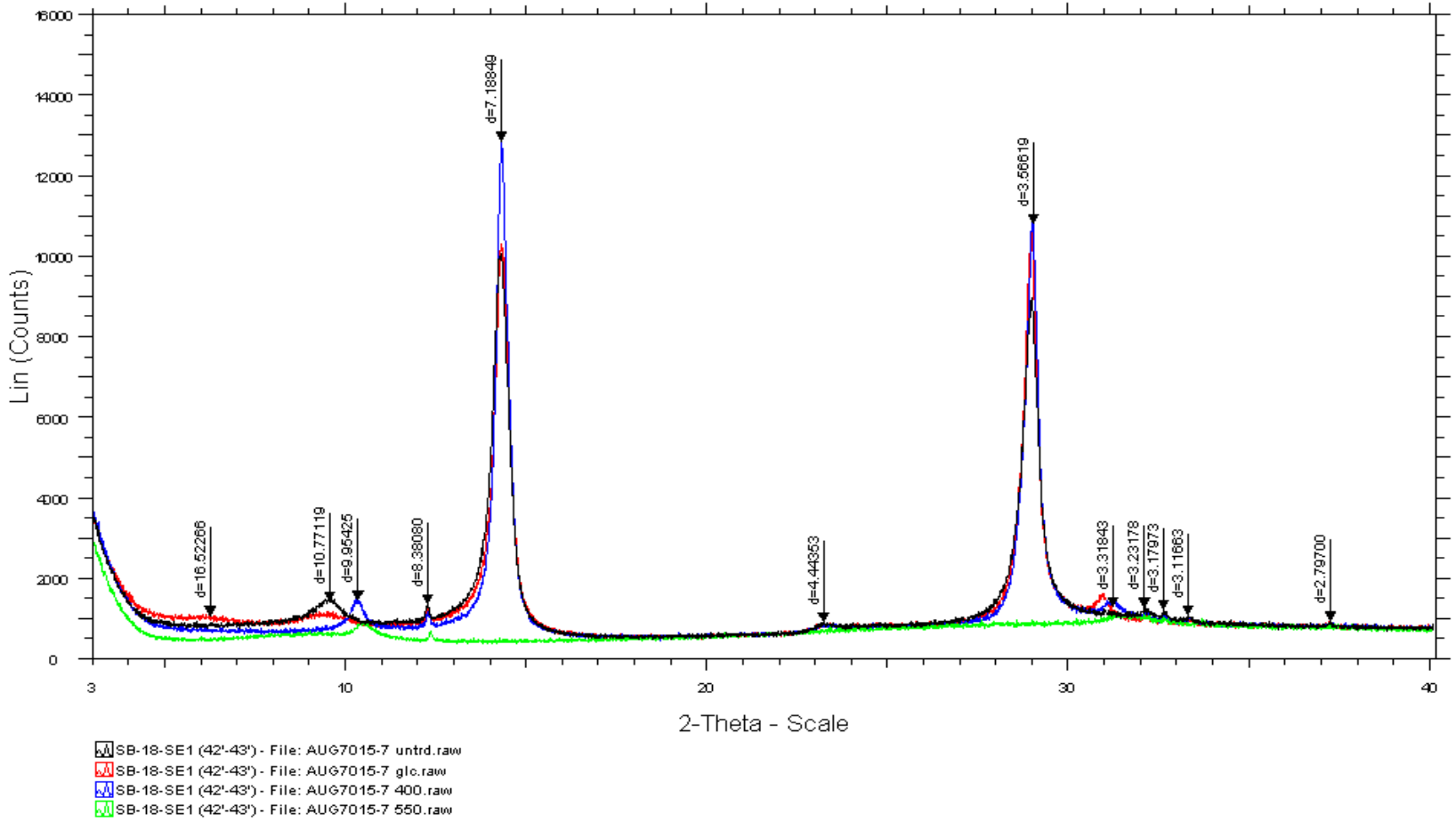

SB-18-NW1 (40'-45')

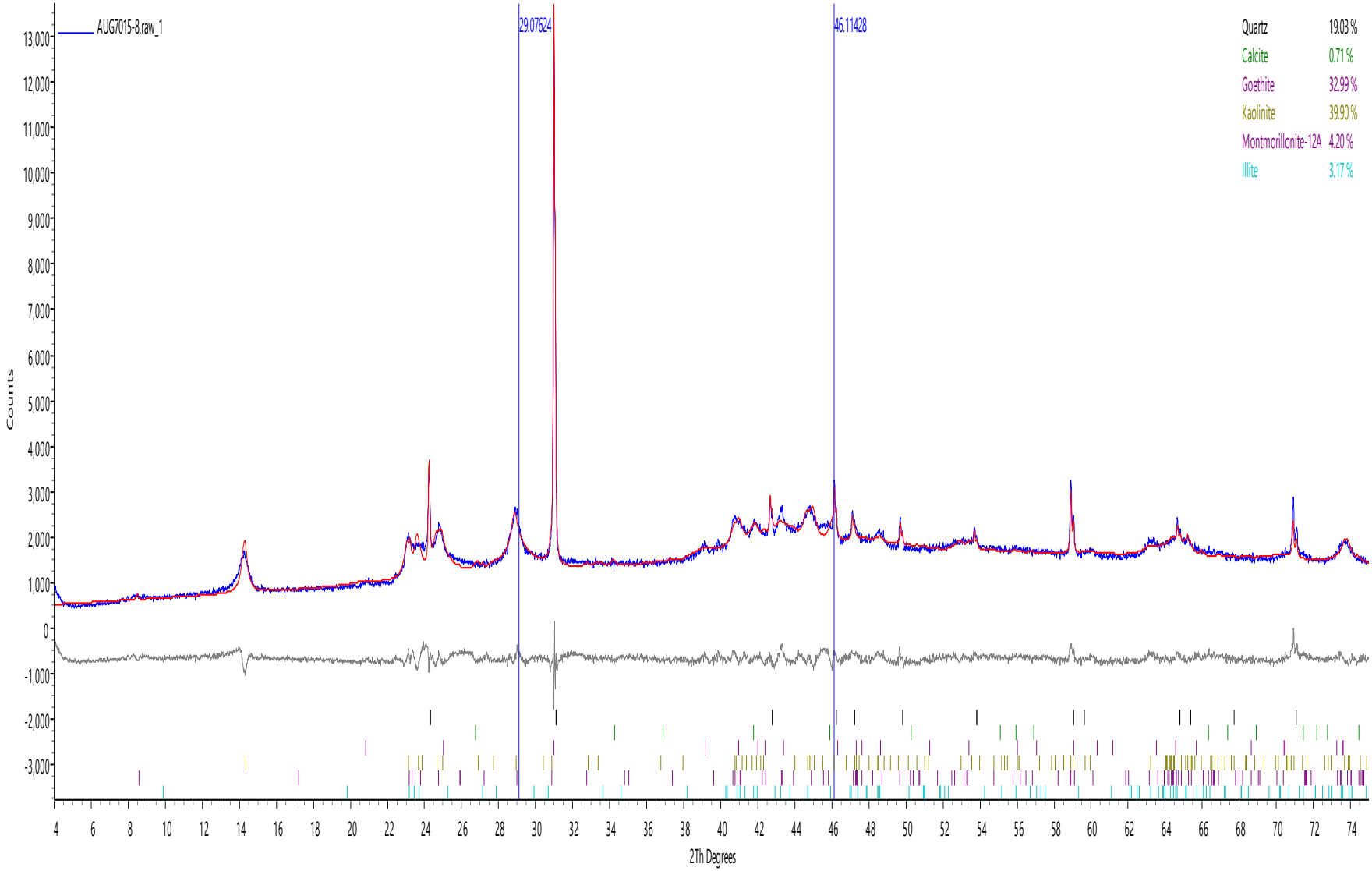

SB-18-NW1 (40'-45')

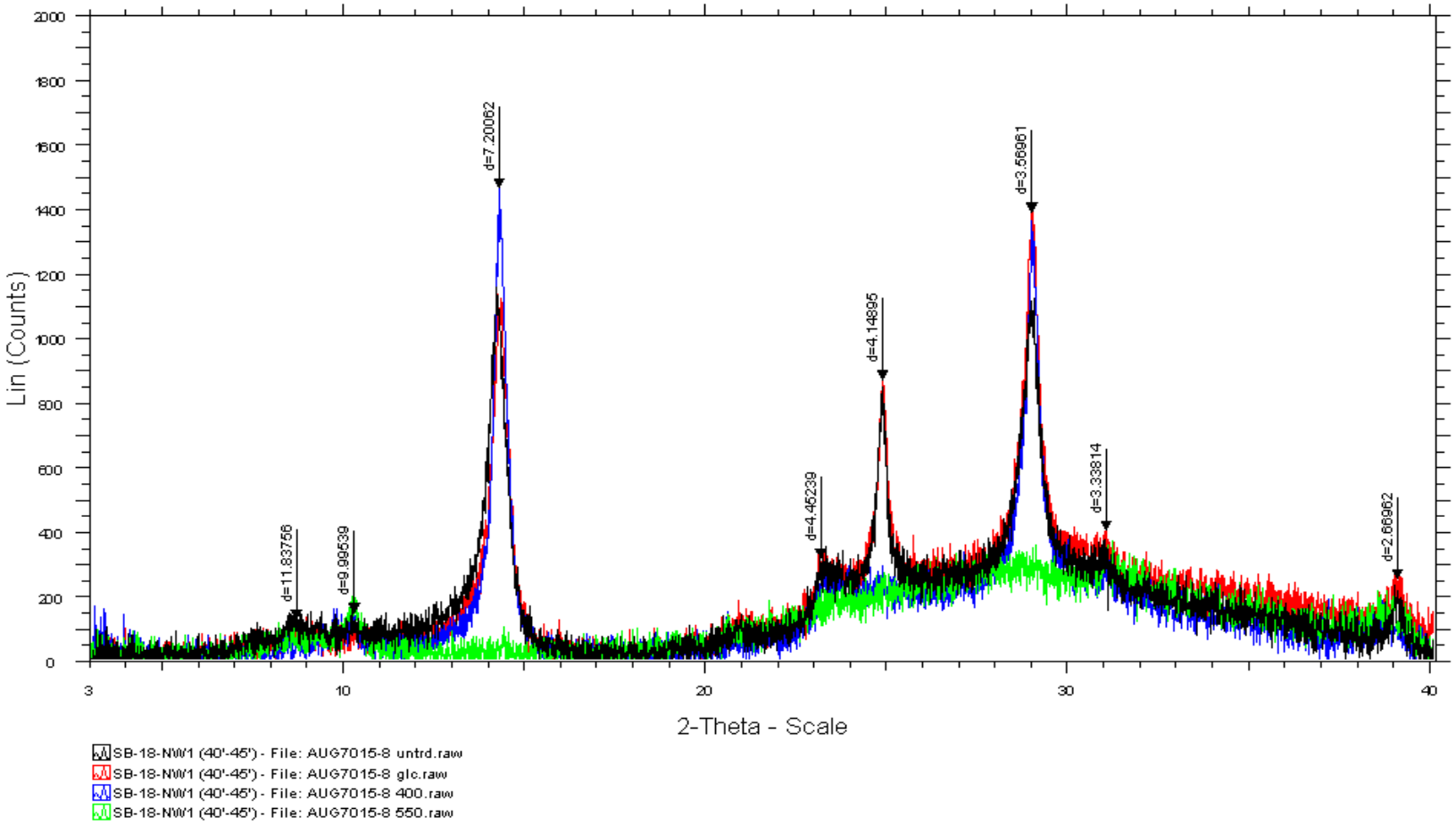

SB-18-N1 (43'-44')

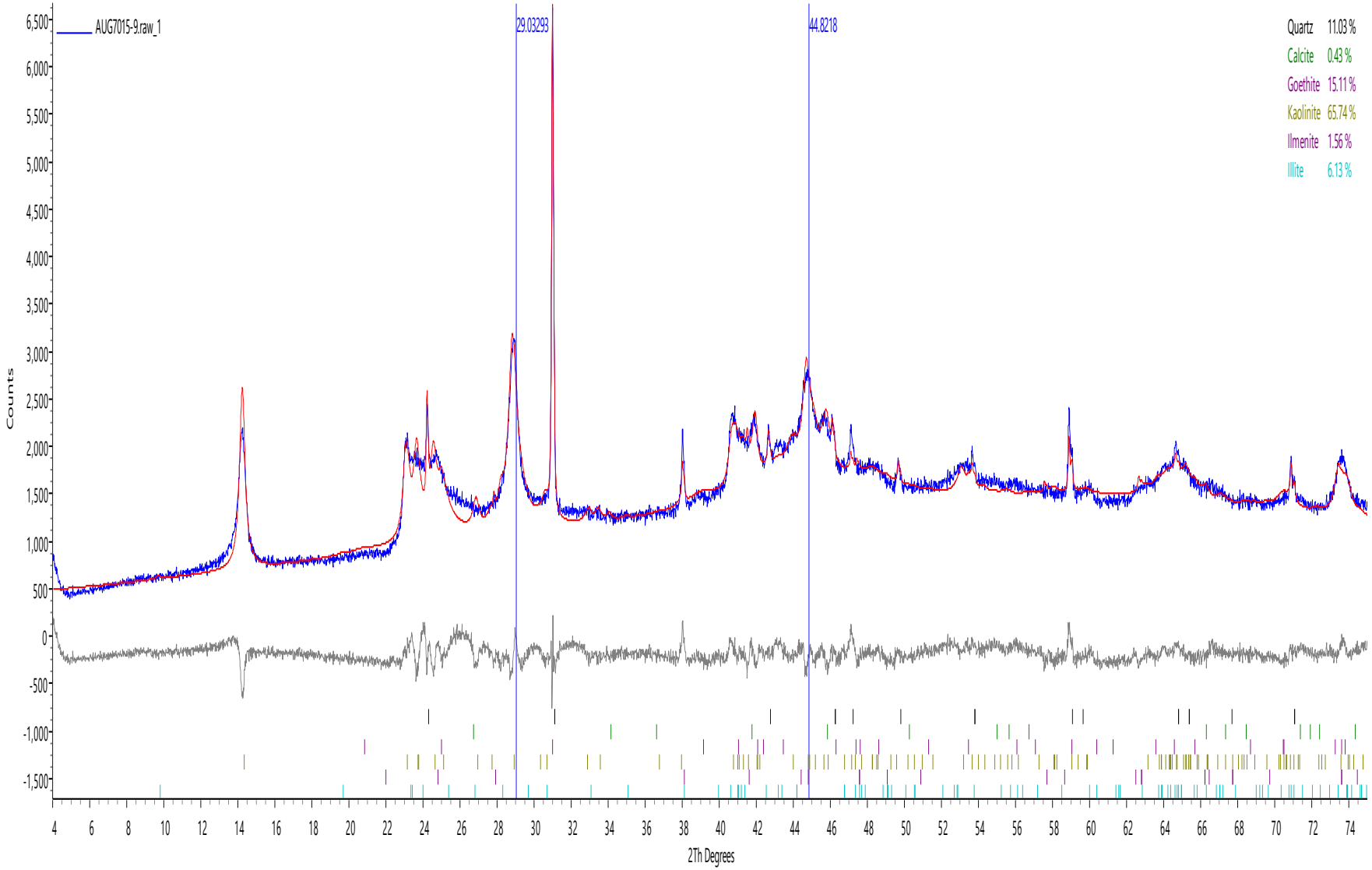
AUG7015-9.raw_1
29.03293
44.8218
Quartz 11.03 %
Calcite 0.43 %
Goethite 15.11 %
Kaolinite 65.74 %
Ilmenite 1.56 %
Illite 6.13 %
Counts
2Th Degrees

SB-18-N1 (43'-44')

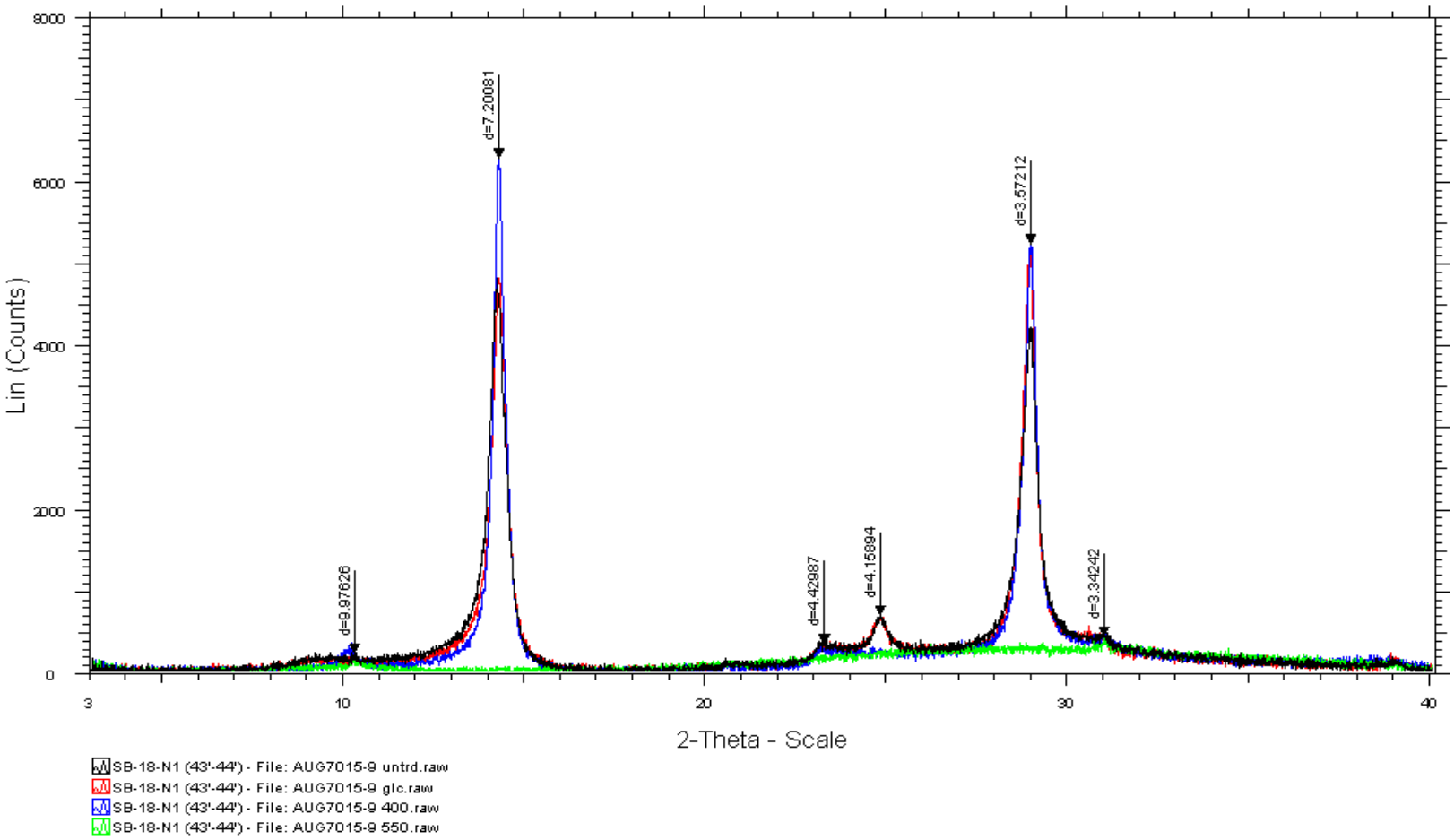
8000
6000
4000
2000
0
Lin (Counts)
d=7.20081
d=3.57212
d=9.97626
d=4.42987
d=4.15894
d=3.34242
3
10
20
30
40
2-Theta - Scale
SB-18-N1 (43'-44') - File: AUG7015-9 untrd.raw
SB-18-N1 (43'-44') - File: AUG7015-9 glc.raw
SB-18-N1 (43'-44') - File: AUG7015-9 400.raw
SB-18-N1 (43'-44') - File: AUG7015-9 550.raw

SB-20-W1 (48'-50')

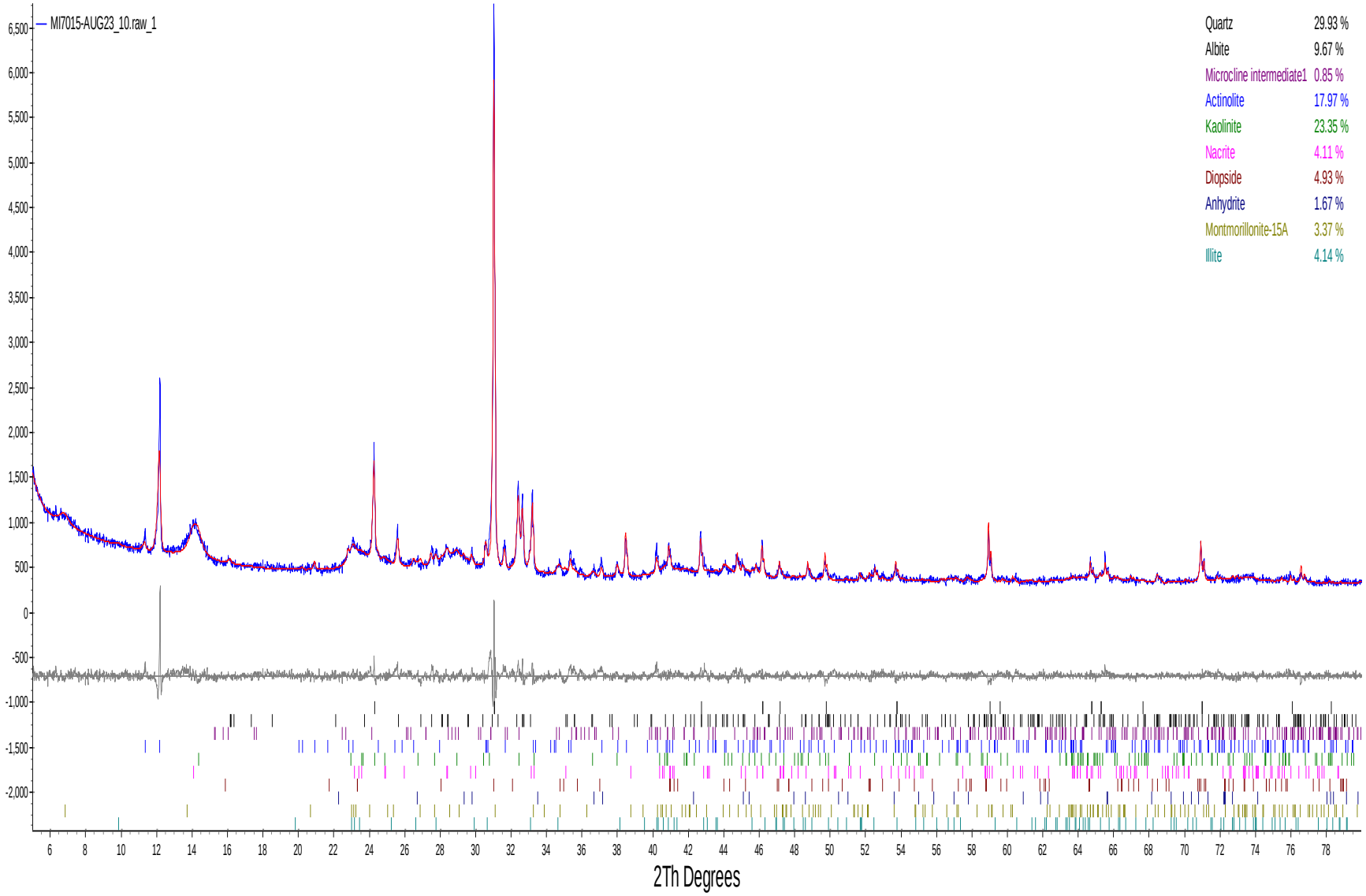
MI7015-AUG23_10.raw_1
Quartz 29.93 %
Albite 9.67 %
Microcline intermediate1 0.85 %
Actinolite 17.97 %
Kaolinite 23.35 %
Nacrite 4.11 %
Diopside 4.93 %
Anhydrite 1.67 %
Montmorillonite-15A 3.37 %
Illite 4.14 %
2Th Degrees

SB-20-W1 (48'-50')

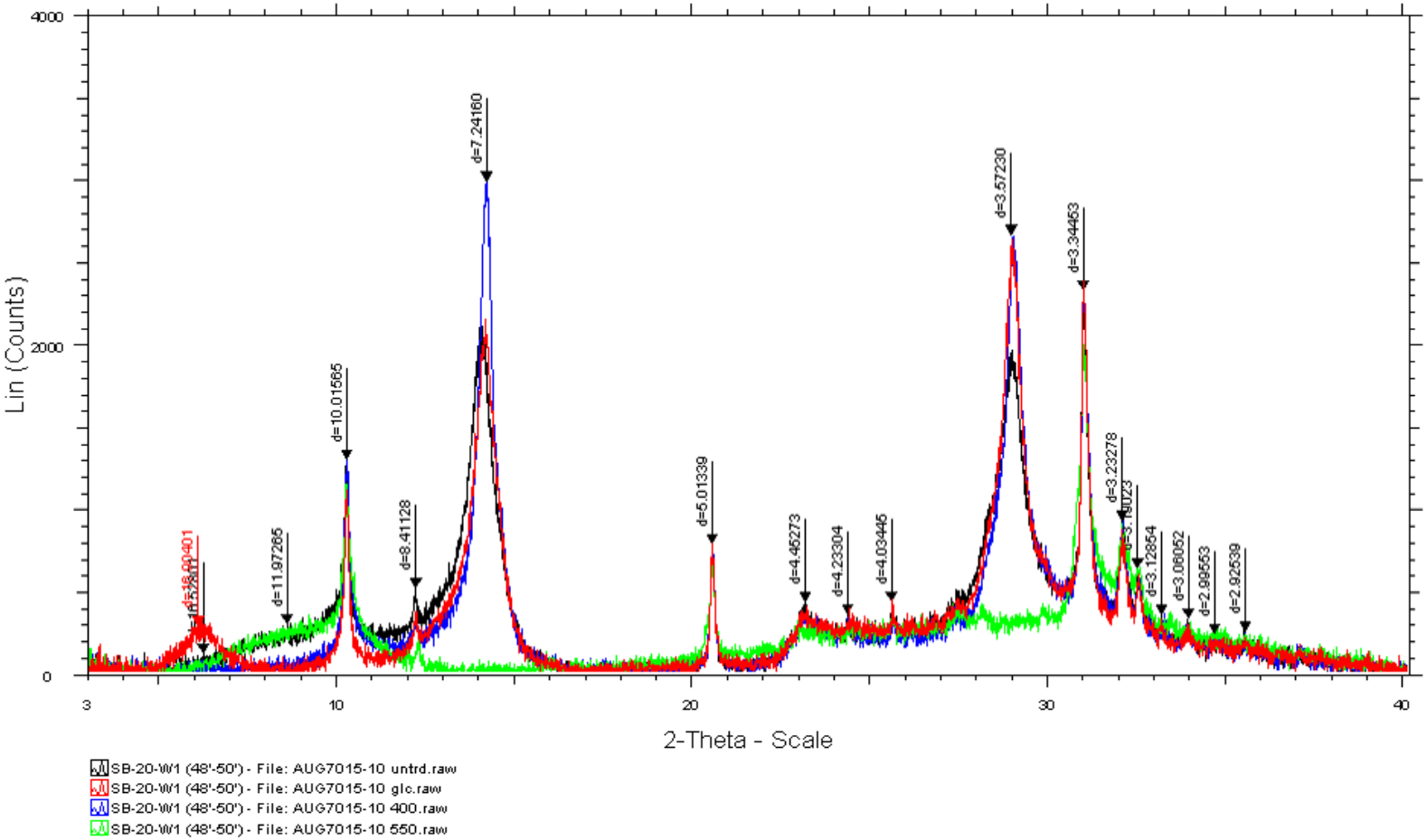
Lin (Counts)
4000
2000
0
3
10
20
30
40
2-Theta - Scale
d=7.24160
d=10.01565
d=11.97265
d=8.41128
d=5.01339
d=4.46273
d=4.23304
d=4.03446
d=3.57230
d=3.34463
d=3.23278
d=3.12854
d=3.06052
d=2.99553
d=2.92539
SB-20-W1 (48'-50') - File: AUG7015-10 untrd.raw
SB-20-W1 (48'-50') - File: AUG7015-10 glc.raw
SB-20-W1 (48'-50') - File: AUG7015-10 400.raw
SB-20-W1 (48'-50') - File: AUG7015-10 550.raw

SB-20-N1 (48'-50')

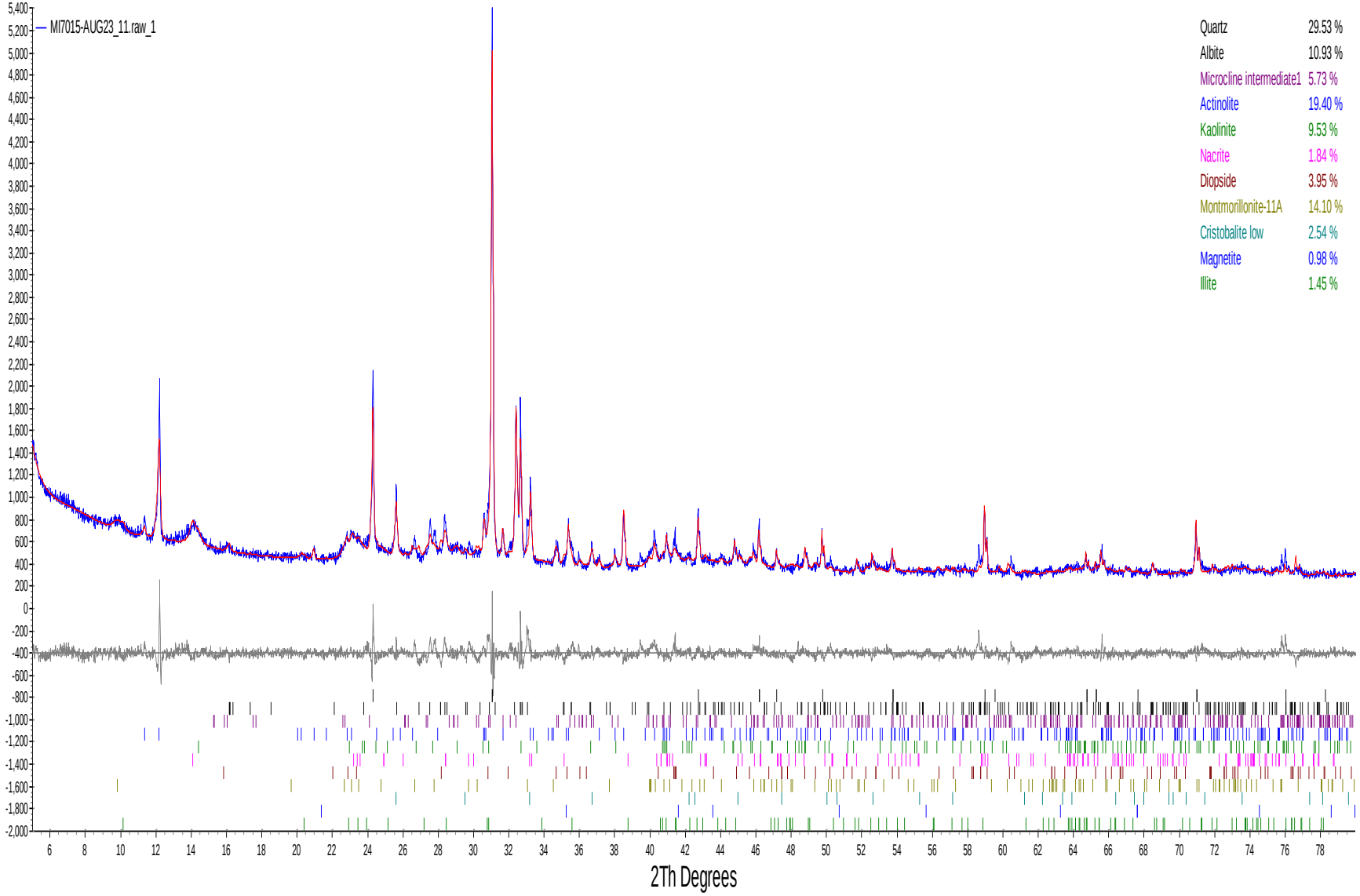
MI7015-AUG23_11.raw_1
Quartz 29.53 %
Albite 10.93 %
Microcline intermediate1 5.73 %
Actinolite 19.40 %
Kaolinite 9.53 %
Nacrite 1.84 %
Diopside 3.95 %
Montmorillonite-11A 14.10 %
Cristobalite low 2.54 %
Magnetite 0.98 %
Illite 1.45 %
2Th Degrees

SB-20-N1 (48'-50')

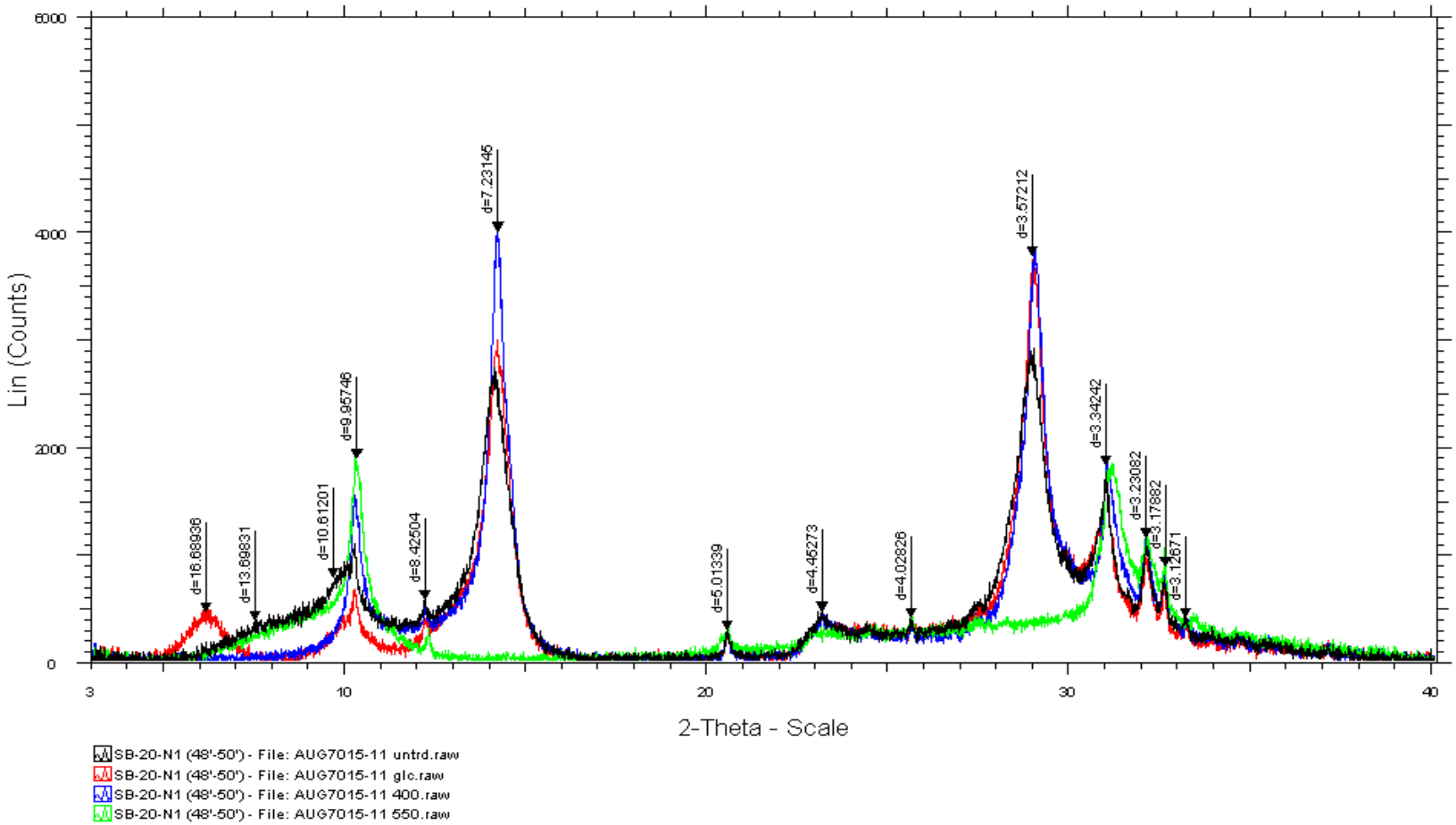
6000
4000
2000
0
Lin (Counts)
3
10
20
30
40
2-Theta - Scale
d=16.68936
d=13.69831
d=10.61201
d=9.95746
d=8.42504
d=7.23146
d=5.01339
d=4.45273
d=4.02826
d=3.57212
d=3.34242
d=3.23082
d=3.17882
d=3.1271
SB-20-N1 (48'-50') - File: AUG7015-11 untrd.raw
SB-20-N1 (48'-50') - File: AUG7015-11 glc.raw
SB-20-N1 (48'-50') - File: AUG7015-11 400.raw
SB-20-N1 (48'-50') - File: AUG7015-11 550.raw

SB-20-S2 (45'-46')

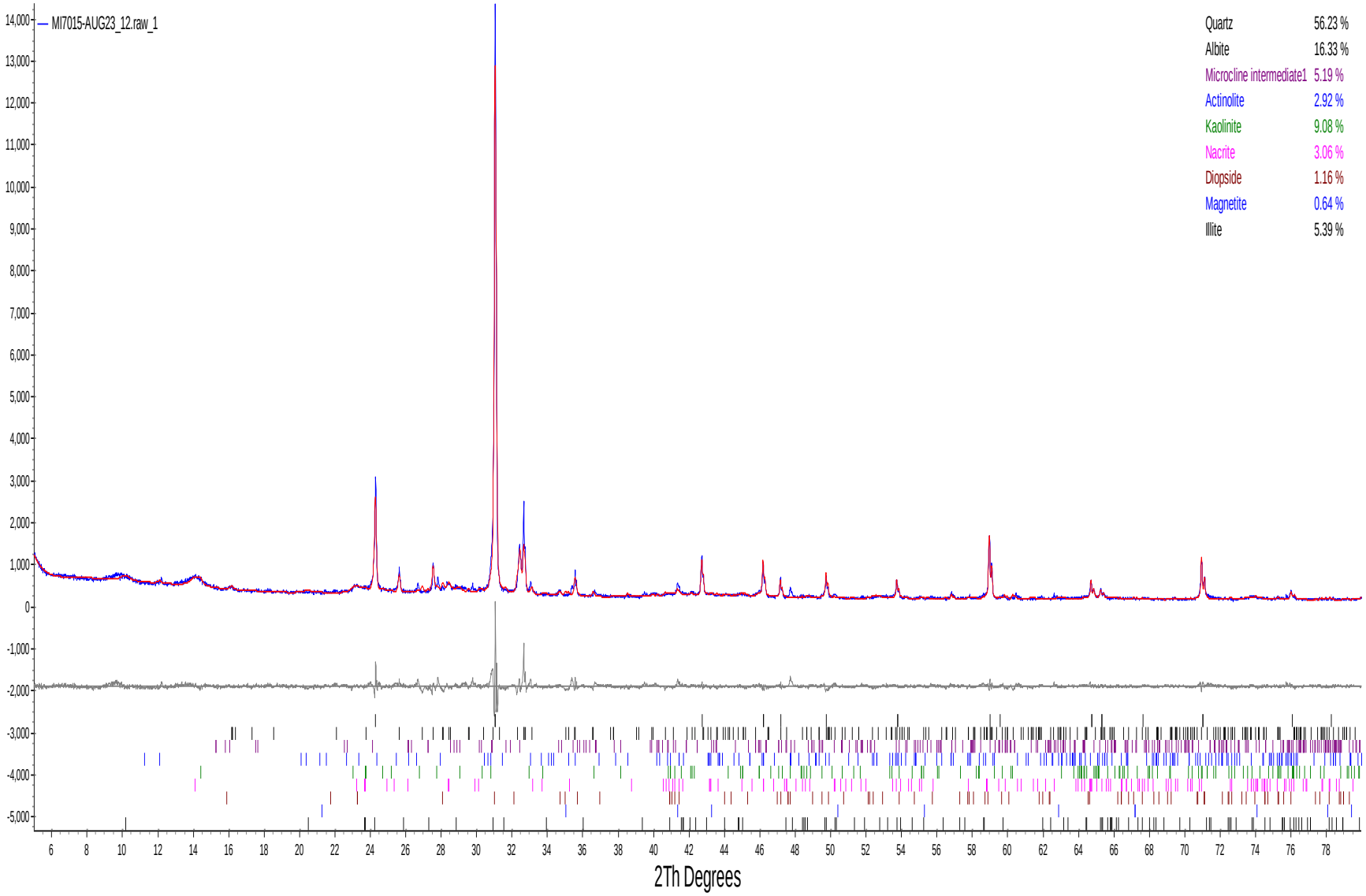
MI7015-AUG23_12.raw_1
Quartz 56.23 %
Albite 16.33 %
Microcline intermediate1 5.19 %
Actinolite 2.92 %
Kaolinite 9.08 %
Nacrite 3.06 %
Diopside 1.16 %
Magnetite 0.64 %
Illite 5.39 %
2Th Degrees

SB-20-S2 (45'-46')

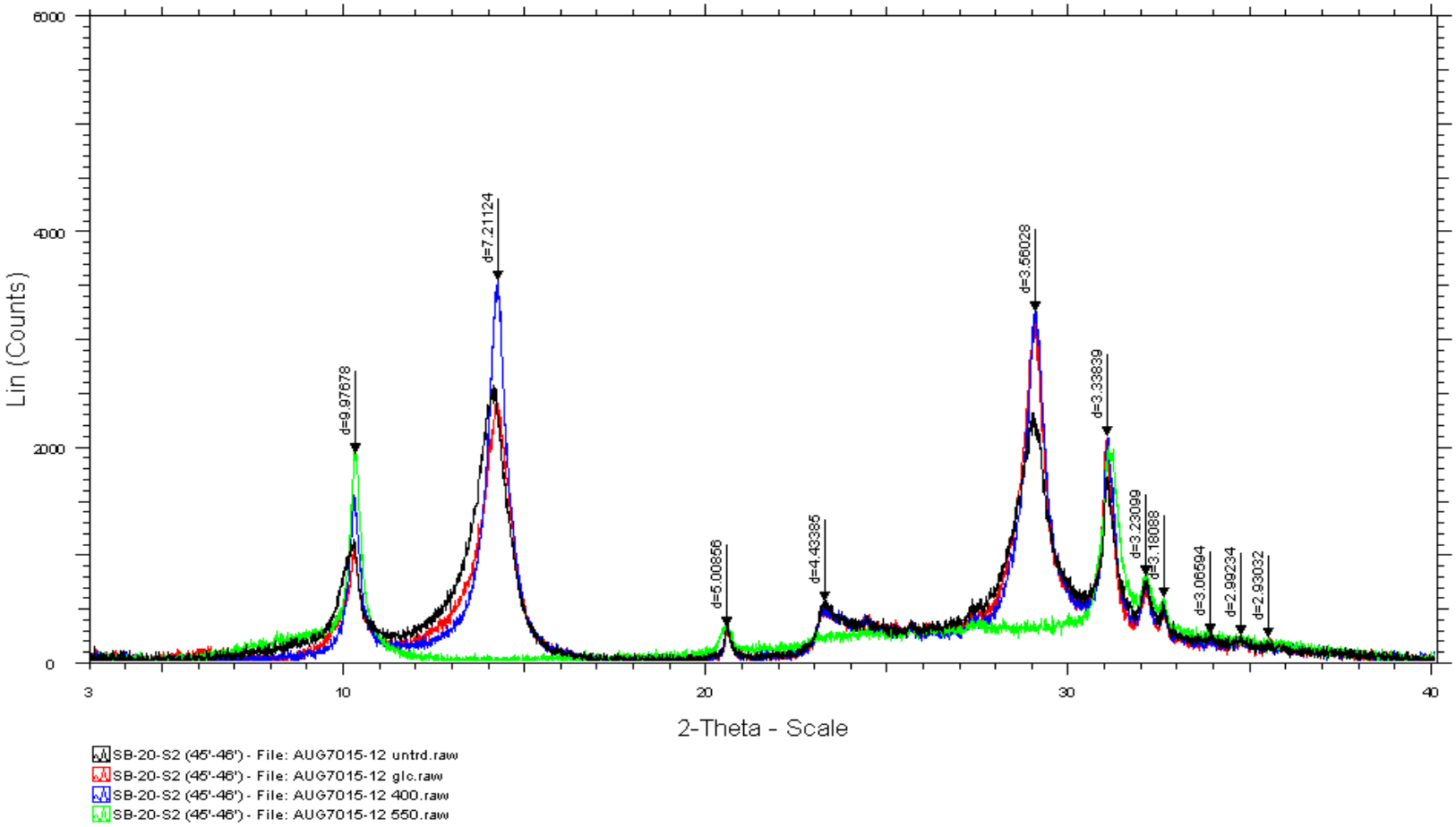
6000
4000
2000
0
Lin (Counts)
d=9.97678
d=7.21124
d=5.00856
d=4.43385
d=3.56028
d=3.33839
d=3.23099
d=3.18088
d=3.06594
d=2.99234
d=2.93032
3
10
20
30
40
2-Theta - Scale
SB-20-S2 (45'-46') - File: AUG7015-12 untrd.raw
SB-20-S2 (45'-46') - File: AUG7015-12 glc.raw
SB-20-S2 (45'-46') - File: AUG7015-12 400.raw
SB-20-S2 (45'-46') - File: AUG7015-12 550.raw

SB-20-S1 (46'-48')

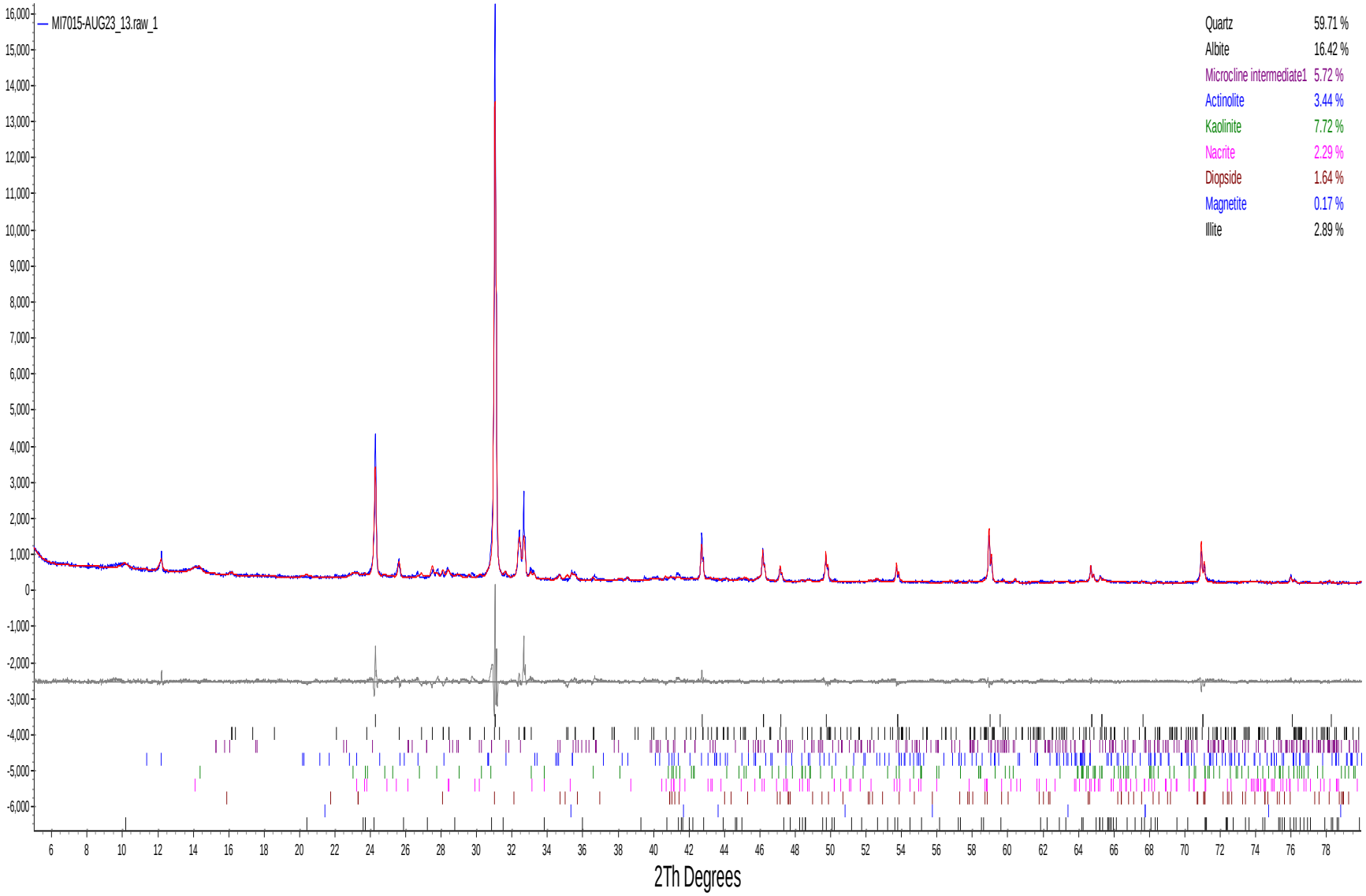
MI7015-AUG23_13.raw_1
Quartz 59.71 %
Albite 16.42 %
Microcline intermediate1 5.72 %
Actinolite 3.44 %
Kaolinite 7.72 %
Nacrite 2.29 %
Diopside 1.64 %
Magnetite 0.17 %
Illite 2.89 %
2Th Degrees

SB-20-S1 (46'-48')

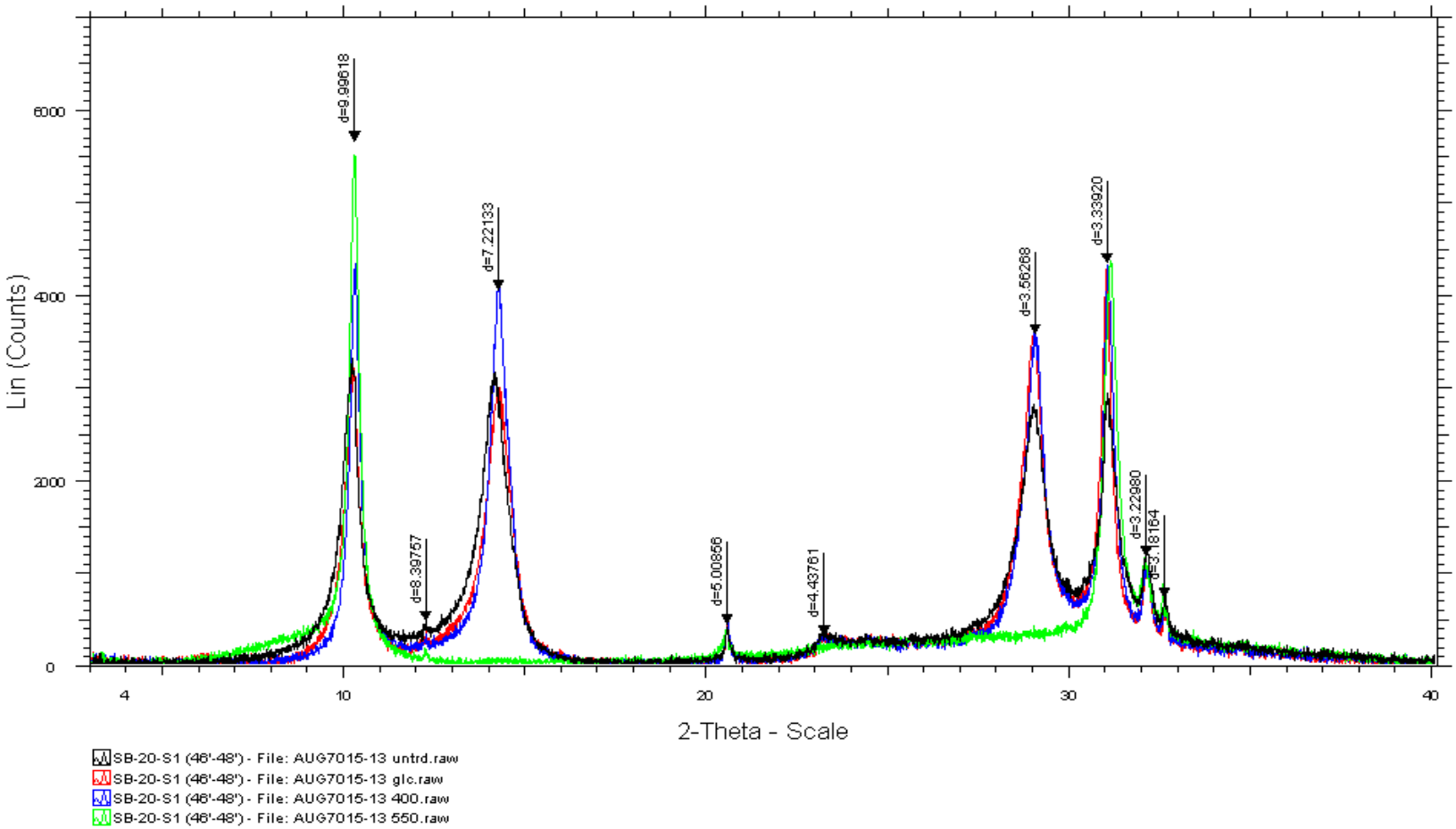
d=9.99618
d=8.39757
d=7.22133
d=5.00856
d=4.43761
d=3.56268
d=3.33920
d=3.22980
d=3.18164
Lin (Counts)
0
2000
4000
6000
4
10
20
30
40
2-Theta - Scale
SB-20-S1 (46'-48') - File: AUG7015-13 untrd.raw
SB-20-S1 (46'-48') - File: AUG7015-13 glc.raw
SB-20-S1 (46'-48') - File: AUG7015-13 400.raw
SB-20-S1 (46'-48') - File: AUG7015-13 550.raw

Appendix B
Field Data Forms and
Instrument Calibration Forms

Low-Flow Test Report:

Test Date / Time: 2/28/2024 10:06:55 AM
Project: Scherer SAE (15)
Operator Name: T Johnson

Location Name: SCH-TW-15A-D **Well Diameter: 2 in** **Casing Type: PVC** **Screen Length: 5 ft** **Top of Screen: 48.5 ft** **Total Depth: 53.5 ft** **Initial Depth to Water: 23.44 ft**	**Pump Type: Dedicated** **Tubing Type: True poly** **Pump Intake From TOC: 50.5 ft** **Estimated Total Volume Pumped: 4054 ml** **Flow Cell Volume: 90 ml** **Final Flow Rate: 120 ml/min** **Final Draw Down: 3.14 ft**	**Instrument Used: Aqua TROLL 400** **Serial Number: 843593**

Test Notes:
Pre purged 1 L

Low-Flow Readings:

Date Time	Elapsed Time	pH	Temperature	Specific Conductivity	RDO Concentration	Turbidity	ORP	Depth to Water	Flow
		+/- 0.1	+/- 0.5	+/- 5 %	+/- 0.2	+/- 5	+/- 10	+/- 0.3	
2/28/2024 10:06 AM	00:00	6.06 pH	18.44 °C	366.56 µS/cm	0.33 mg/L	2.21 NTU	65.9 mV	24.68 ft	120.00 ml/min
2/28/2024 10:11 AM	05:00	5.79 pH	18.48 °C	366.14 µS/cm	0.24 mg/L	2.31 NTU	55.9 mV	25.25 ft	120.00 ml/min
2/28/2024 10:16 AM	10:00	5.73 pH	18.61 °C	364.43 µS/cm	0.19 mg/L	2.43 NTU	61.0 mV	25.70 ft	120.00 ml/min
2/28/2024 10:21 AM	15:00	5.70 pH	18.66 °C	365.39 µS/cm	0.18 mg/L	2.33 NTU	51.5 mV	26.10 ft	120.00 ml/min
2/28/2024 10:24 AM	17:29	5.69 pH	18.70 °C	366.84 µS/cm	0.17 mg/L	1.59 NTU	51.6 mV	26.18 ft	120.00 ml/min
2/28/2024 10:29 AM	22:29	5.69 pH	18.70 °C	365.16 µS/cm	0.16 mg/L	2.02 NTU	58.0 mV	26.41 ft	120.00 ml/min
2/28/2024 10:30 AM	23:47	5.68 pH	18.72 °C	364.99 µS/cm	0.16 mg/L	2.02 NTU	58.4 mV	26.41 ft	120.00 ml/min
2/28/2024 10:35 AM	28:47	5.67 pH	18.84 °C	365.37 µS/cm	0.16 mg/L	1.52 NTU	60.0 mV	26.51 ft	120.00 ml/min
2/28/2024 10:40 AM	33:47	5.66 pH	18.83 °C	367.48 µS/cm	0.15 mg/L	1.31 NTU	51.8 mV	26.58 ft	120.00 ml/min

Samples

Sample ID:	Description:
SCH-TW-15A-D	Metals, sulfide, TDS, chloride, fluoride, sulfate, dissolved cobalt, alkalinity

Created using VuSitu from In-Situ, Inc.

Low-Flow Test Report:

Test Date / Time: 2/28/2024 11:54:31 AM
Project: Scherer SAE (16)
Operator Name: T Johnson

Location Name: SCH-TW-15A-S **Well Diameter: 2 in** **Casing Type: PVC** **Screen Length: 5 ft** **Top of Screen: 30 ft** **Total Depth: 35 ft** **Initial Depth to Water: 24.59 ft**	**Pump Type: Peristaltic** **Tubing Type: True poly** **Pump Intake From TOC: 32 ft** **Estimated Total Volume Pumped: 4800 ml** **Flow Cell Volume: 90 ml** **Final Flow Rate: 120 ml/min** **Final Draw Down: 0.04 ft**	**Instrument Used: Aqua TROLL 400** **Serial Number: 843593**

Test Notes:
Pre purged 1 L

Low-Flow Readings:

Date Time	Elapsed Time	pH	Temperature	Specific Conductivity	RDO Concentration	Turbidity	ORP	Depth to Water	Flow
		+/- 0.1	+/- 0.5	+/- 5 %	+/- 0.2	+/- 5	+/- 10	+/- 0.3	
2/28/2024 11:54 AM	00:00	4.35 pH	20.61 °C	583.18 µS/cm	1.55 mg/L	49.00 NTU	259.7 mV	24.59 ft	120.00 ml/min
2/28/2024 11:59 AM	05:00	4.32 pH	20.48 °C	585.01 µS/cm	1.41 mg/L	36.20 NTU	278.8 mV	24.61 ft	120.00 ml/min
2/28/2024 12:04 PM	10:00	4.25 pH	20.58 °C	590.91 µS/cm	1.18 mg/L	26.30 NTU	352.7 mV	24.61 ft	120.00 ml/min
2/28/2024 12:09 PM	15:00	4.23 pH	20.31 °C	591.38 µS/cm	0.97 mg/L	15.10 NTU	382.1 mV	24.61 ft	120.00 ml/min
2/28/2024 12:14 PM	20:00	4.20 pH	20.06 °C	594.14 µS/cm	0.86 mg/L	8.09 NTU	404.7 mV	24.61 ft	120.00 ml/min
2/28/2024 12:19 PM	25:00	4.19 pH	20.46 °C	591.70 µS/cm	0.77 mg/L	5.33 NTU	418.4 mV	24.61 ft	120.00 ml/min
2/28/2024 12:24 PM	30:00	4.19 pH	20.15 °C	595.26 µS/cm	0.74 mg/L	4.75 NTU	367.6 mV	24.61 ft	120.00 ml/min
2/28/2024 12:29 PM	35:00	4.18 pH	20.41 °C	594.29 µS/cm	0.72 mg/L	4.34 NTU	423.3 mV	24.61 ft	120.00 ml/min
2/28/2024 12:34 PM	40:00	4.17 pH	20.45 °C	593.11 µS/cm	0.69 mg/L	2.83 NTU	430.8 mV	24.63 ft	120.00 ml/min

Samples

Sample ID:	Description:
SCH-TW-15A-S	Metals, alkalinity, sulfide, chloride, fluoride, sulfate, TDS, dissolved cobalt

Low-Flow Test Report:

Test Date / Time: 2/28/2024 1:59:37 PM
Project: Scherer SAE (17)
Operator Name: T Johnson

Location Name: SCH-TW-15B **Well Diameter: 2 in** **Casing Type: PVC** **Screen Length: 10 ft** **Top of Screen: 45 ft** **Total Depth: 55 ft** **Initial Depth to Water: 24.08 ft**	**Pump Type: Peristaltic** **Tubing Type: True poly** **Pump Intake From TOC: 50 ft** **Estimated Total Volume Pumped: 5850 ml** **Flow Cell Volume: 90 ml** **Final Flow Rate: 130 ml/min** **Final Draw Down: 0.21 ft**	**Instrument Used: Aqua TROLL 400** **Serial Number: 843593**

Test Notes:

Low-Flow Readings:

Date Time	Elapsed Time	pH	Temperature	Specific Conductivity	RDO Concentration	Turbidity	ORP	Depth to Water	Flow
		+/- 0.1	+/- 0.5	+/- 5 %	+/- 0.2	+/- 5	+/- 10	+/- 0.3	
2/28/2024 1:59 PM	00:00	6.33 pH	20.21 °C	378.04 µS/cm	0.59 mg/L	10.70 NTU	44.4 mV	24.30 ft	130.00 ml/min
2/28/2024 2:04 PM	05:00	6.16 pH	20.17 °C	377.83 µS/cm	0.37 mg/L	9.39 NTU	60.4 mV	24.30 ft	130.00 ml/min
2/28/2024 2:09 PM	10:00	6.12 pH	19.95 °C	376.78 µS/cm	0.32 mg/L	9.24 NTU	54.2 mV	24.30 ft	130.00 ml/min
2/28/2024 2:14 PM	15:00	6.10 pH	19.77 °C	376.77 µS/cm	0.29 mg/L	8.93 NTU	60.0 mV	24.30 ft	130.00 ml/min
2/28/2024 2:19 PM	20:00	6.09 pH	19.74 °C	376.53 µS/cm	0.25 mg/L	7.32 NTU	47.2 mV	24.29 ft	130.00 ml/min
2/28/2024 2:24 PM	25:00	6.09 pH	19.70 °C	377.26 µS/cm	0.24 mg/L	6.32 NTU	37.6 mV	24.29 ft	130.00 ml/min
2/28/2024 2:29 PM	30:00	6.08 pH	19.62 °C	375.47 µS/cm	0.23 mg/L	5.43 NTU	32.5 mV	24.29 ft	130.00 ml/min
2/28/2024 2:34 PM	35:00	6.07 pH	19.55 °C	377.99 µS/cm	0.22 mg/L	5.25 NTU	28.3 mV	24.29 ft	130.00 ml/min
2/28/2024 2:39 PM	40:00	6.07 pH	19.76 °C	375.62 µS/cm	0.22 mg/L	4.43 NTU	25.4 mV	24.29 ft	130.00 ml/min
2/28/2024 2:44 PM	45:00	6.06 pH	19.86 °C	376.84 µS/cm	0.21 mg/L	4.11 NTU	25.9 mV	24.29 ft	130.00 ml/min

Samples

Sample ID:	Description:
SCH-TW-15B	Metals, alkalinity, TDS, sulfide, chloride, fluoride, sulfate, dissolved cobalt

Created using VuSitu from In-Situ, Inc.

Low-Flow Test Report:

Test Date / Time: 2/28/2024 2:02:15 PM
Project: SCHERER SAGW 1 (17)
Operator Name: P Wahl

Location Name: SCH-TW-15C-D **Well Diameter: 2 in** **Casing Type: PVC** **Screen Length: 5 ft** **Top of Screen: 50 ft** **Total Depth: 55 ft** **Initial Depth to Water: 30.51 ft**	**Pump Type: Dedicated Bladder** **Tubing Type: LDPE** **Pump Intake From TOC: 52 ft** **Estimated Total Volume Pumped: 5850 ml** **Flow Cell Volume: 90 ml** **Final Flow Rate: 130 ml/min** **Final Draw Down: 0.28 ft**	**Instrument Used: Aqua TROLL 400** **Serial Number: 1080297**

Test Notes:

Low-Flow Readings:

Date Time	Elapsed Time	pH	Temperature	Specific Conductivity	RDO Concentration	Turbidity	ORP	Depth to Water	Flow
		+/- 0.1	+/- 0.5	+/- 5 %	+/- 10 %	+/- 10	+/- 10	+/- 0.3	
2/28/2024 2:02 PM	00:00	6.26 pH	23.32 °C	366.57 µS/cm	3.71 mg/L	10.80 NTU	46.8 mV	30.51 ft	130.00 ml/min
2/28/2024 2:07 PM	05:00	6.18 pH	19.78 °C	371.52 µS/cm	0.86 mg/L	13.90 NTU	31.9 mV	30.75 ft	130.00 ml/min
2/28/2024 2:12 PM	10:00	6.18 pH	19.35 °C	374.00 µS/cm	0.55 mg/L	5.07 NTU	37.1 mV	30.75 ft	130.00 ml/min
2/28/2024 2:17 PM	15:00	6.17 pH	19.26 °C	374.28 µS/cm	0.45 mg/L	5.55 NTU	28.1 mV	30.78 ft	130.00 ml/min
2/28/2024 2:22 PM	20:00	6.17 pH	19.22 °C	374.73 µS/cm	0.39 mg/L	5.54 NTU	26.5 mV	30.79 ft	130.00 ml/min
2/28/2024 2:27 PM	25:00	6.18 pH	19.19 °C	375.13 µS/cm	0.34 mg/L	6.24 NTU	30.9 mV	30.79 ft	130.00 ml/min
2/28/2024 2:32 PM	30:00	6.18 pH	19.11 °C	374.79 µS/cm	0.31 mg/L	6.52 NTU	24.5 mV	30.79 ft	130.00 ml/min
2/28/2024 2:37 PM	35:00	6.17 pH	19.11 °C	375.07 µS/cm	0.29 mg/L	5.59 NTU	23.6 mV	30.79 ft	130.00 ml/min
2/28/2024 2:42 PM	40:00	6.17 pH	19.17 °C	375.51 µS/cm	0.27 mg/L	4.18 NTU	22.6 mV	30.79 ft	130.00 ml/min
2/28/2024 2:47 PM	45:00	6.16 pH	19.31 °C	376.30 µS/cm	0.25 mg/L	3.16 NTU	24.6 mV	30.79 ft	130.00 ml/min

Samples

Sample ID:	Description:
SCH-TW-15C-D	

Created using VuSitu from In-Situ, Inc.

Low-Flow Test Report:

Test Date / Time: 2/29/2024 12:26:03 PM
Project: SHEW (11)
Operator Name: MAW

Location Name: SCH-TW-15C-S **Latitude: 33.079117205956095** **Longitude: -83.80557130098697** **Well Diameter: 2 in** **Casing Type: PVC-40** **Screen Length: 5 ft** **Top of Screen: 35 ft** **Total Depth: 40 ft** **Initial Depth to Water: 31.85 ft**	**Pump Type: Bladder** **Tubing Type: True Poly** **Pump Intake From TOC: 5 ft** **Estimated Total Volume Pumped: 12800 ml** **Flow Cell Volume: 90 ml** **Final Flow Rate: 160 ml/min** **Final Draw Down: 0.25 ft**	**Instrument Used: Aqua TROLL 400** **Serial Number: 850735**

Test Notes:

Weather Conditions:
Overcast

Low-Flow Readings:

Date Time	Elapsed Time	pH	Temperature	Specific Conductivity	RDO Concentration	Turbidity	ORP	Depth to Water	Flow
		+/- 0.1	+/- 0.5	+/- 5 %	+/- 0.2	+/- 5	+/- 10	+/- 0.3	
2/29/2024 12:26 PM	00:00	4.02 pH	18.70 °C	432.01 µS/cm	1.41 mg/L	164.00 NTU	229.2 mV	31.85 ft	160.00 ml/min
2/29/2024 12:31 PM	05:00	4.06 pH	18.12 °C	428.91 µS/cm	1.38 mg/L	105.00 NTU	200.4 mV	32.10 ft	160.00 ml/min
2/29/2024 12:36 PM	10:00	4.11 pH	17.88 °C	430.56 µS/cm	1.35 mg/L	49.40 NTU	185.6 mV	32.10 ft	160.00 ml/min
2/29/2024 12:41 PM	15:00	4.13 pH	18.04 °C	431.25 µS/cm	1.34 mg/L	29.30 NTU	176.6 mV	32.10 ft	160.00 ml/min
2/29/2024 12:46 PM	20:00	4.15 pH	17.97 °C	429.14 µS/cm	1.32 mg/L	17.50 NTU	170.2 mV	32.10 ft	160.00 ml/min
2/29/2024 12:51 PM	25:00	4.16 pH	17.86 °C	431.35 µS/cm	1.31 mg/L	15.70 NTU	165.3 mV	32.10 ft	160.00 ml/min
2/29/2024 12:56 PM	30:00	4.17 pH	17.54 °C	429.53 µS/cm	1.31 mg/L	15.30 NTU	161.7 mV	32.10 ft	160.00 ml/min
2/29/2024 1:01 PM	35:00	4.17 pH	17.31 °C	430.06 µS/cm	1.31 mg/L	12.20 NTU	158.8 mV	32.10 ft	160.00 ml/min
2/29/2024 1:06 PM	40:00	4.18 pH	17.36 °C	433.29 µS/cm	1.32 mg/L	10.90 NTU	157.1 mV	32.10 ft	160.00 ml/min
2/29/2024 1:11 PM	45:00	4.18 pH	17.45 °C	431.53 µS/cm	1.31 mg/L	8.41 NTU	155.7 mV	32.10 ft	160.00 ml/min
2/29/2024 1:16 PM	50:00	4.18 pH	17.64 °C	431.99 µS/cm	1.31 mg/L	8.66 NTU	154.5 mV	32.10 ft	160.00 ml/min
2/29/2024 1:21 PM	55:00	4.19 pH	17.67 °C	432.97 µS/cm	1.30 mg/L	7.41 NTU	153.4 mV	32.10 ft	160.00 ml/min
2/29/2024 1:26 PM	01:00:00	4.19 pH	17.59 °C	432.32 µS/cm	1.30 mg/L	7.71 NTU	152.8 mV	32.10 ft	160.00 ml/min

2/29/2024 1:31 PM	01:05:00	4.19 pH	17.72 °C	433.24 µS/cm	1.30 mg/L	6.42 NTU	152.3 mV	32.10 ft	160.00 ml/min
2/29/2024 1:36 PM	01:10:00	4.19 pH	17.63 °C	433.16 µS/cm	1.30 mg/L	5.68 NTU	151.6 mV	32.10 ft	160.00 ml/min
2/29/2024 1:41 PM	01:15:00	4.20 pH	17.64 °C	433.09 µS/cm	1.30 mg/L	5.65 NTU	151.1 mV	32.10 ft	160.00 ml/min
2/29/2024 1:46 PM	01:20:00	4.20 pH	17.42 °C	433.04 µS/cm	1.29 mg/L	4.62 NTU	150.6 mV	32.10 ft	160.00 ml/min

Samples

Sample ID:	Description:
SCH-TW-15C-S	Sulfide metals dissolved cobalt alkalinity TDS chloride fluoride sulfate

Low-Flow Test Report:

Test Date / Time: 2/27/2024 10:42:12 AM
Project: SCHERER SAGW 1 (11)
Operator Name: P Wahl

Location Name: SCH-TW-18A **Well Diameter: 2 in** **Casing Type: PVC** **Screen Length: 10 ft** **Top of Screen: 40 ft** **Total Depth: 50 ft** **Initial Depth to Water: 39.81 ft**	**Pump Type: Bladder** **Tubing Type: LDPE** **Pump Intake From TOC: 43 ft** **Estimated Total Volume Pumped: 3000 ml** **Flow Cell Volume: 90 ml** **Final Flow Rate: 100 ml/min** **Final Draw Down: 0.03 ft**	**Instrument Used: Aqua TROLL 400** **Serial Number: 1080297**

Test Notes:

Low-Flow Readings:

Date Time	Elapsed Time	pH	Temperature	Specific Conductivity	RDO Concentration	Turbidity	ORP	Depth to Water	Flow
		+/- 0.1	+/- 0.5	+/- 5 %	+/- 10 %	+/- 10	+/- 10	+/- 0.3	
2/27/2024 10:42 AM	00:00	5.66 pH	17.84 °C	1,932.8 µS/cm	4.47 mg/L	55.60 NTU	165.6 mV	39.81 ft	100.00 ml/min
2/27/2024 10:47 AM	05:00	5.37 pH	19.14 °C	1,816.1 µS/cm	0.84 mg/L	19.80 NTU	135.9 mV	39.84 ft	100.00 ml/min
2/27/2024 10:52 AM	10:00	5.35 pH	19.44 °C	1,814.9 µS/cm	0.76 mg/L	8.03 NTU	134.8 mV	39.84 ft	100.00 ml/min
2/27/2024 10:57 AM	15:00	5.35 pH	19.38 °C	1,811.3 µS/cm	0.71 mg/L	6.10 NTU	137.2 mV	39.84 ft	100.00 ml/min
2/27/2024 11:02 AM	20:00	5.35 pH	19.36 °C	1,810.5 µS/cm	0.68 mg/L	5.41 NTU	140.4 mV	39.84 ft	100.00 ml/min
2/27/2024 11:07 AM	25:00	5.35 pH	19.32 °C	1,812.1 µS/cm	0.67 mg/L	4.98 NTU	140.3 mV	39.84 ft	100.00 ml/min
2/27/2024 11:12 AM	30:00	5.34 pH	19.49 °C	1,816.2 µS/cm	0.67 mg/L	3.58 NTU	139.4 mV	39.84 ft	100.00 ml/min

Samples

Sample ID:	Description:
SCH-TW-18A	

Created using VuSitu from In-Situ, Inc.

Low-Flow Test Report:

Test Date / Time: 2/28/2024 1:18:14 PM
Project: Scherer SAGW01 2024 (14)
Operator Name: Mark Mann

Location Name: SCH-TW-18B **Latitude: 33.070467668616274** **Longitude: -83.80681911491212** **Well Diameter: 2 in** **Casing Type: PVC** **Screen Length: 10 ft** **Top of Screen: 28 ft** **Total Depth: 38 ft** **Initial Depth to Water: 33.92 ft**	**Pump Type: Bladder** **Tubing Type: LDPE** **Pump Intake From TOC: 36 ft** **Estimated Total Volume Pumped: 12366.667 ml** **Flow Cell Volume: 90 ml** **Final Flow Rate: 200 ml/min** **Final Draw Down: 0.12 ft**	**Instrument Used: Aqua TROLL 400** **Serial Number: 883553**

Test Notes:

Low-Flow Readings:

Date Time	Elapsed Time	pH	Temperature	Specific Conductivity	RDO Concentration	Turbidity	ORP	Depth to Water	Flow
		+/- 0.1	+/- 0.5	+/- 5 %	+/- 10 %	+/- 5	+/- 10	+/- 0.3	
2/28/2024 1:18 PM	00:00	6.73 pH	25.29 °C	1,590.7 µS/cm	2.85 mg/L	106.00 NTU	72.5 mV	33.92 ft	275.00 ml/min
2/28/2024 1:23 PM	05:00	6.95 pH	21.24 °C	1,847.4 µS/cm	0.25 mg/L	51.00 NTU	19.6 mV	34.09 ft	275.00 ml/min
2/28/2024 1:28 PM	10:00	7.05 pH	20.84 °C	1,816.2 µS/cm	0.20 mg/L	15.60 NTU	19.3 mV	34.03 ft	275.00 ml/min
2/28/2024 1:33 PM	15:00	7.15 pH	20.71 °C	1,687.6 µS/cm	0.32 mg/L	13.10 NTU	15.6 mV	34.11 ft	275.00 ml/min
2/28/2024 1:38 PM	20:00	7.22 pH	20.68 °C	1,583.4 µS/cm	0.43 mg/L	7.42 NTU	12.8 mV	34.10 ft	275.00 ml/min
2/28/2024 1:43 PM	25:00	7.25 pH	20.62 °C	1,505.3 µS/cm	0.57 mg/L	5.35 NTU	13.0 mV	34.09 ft	275.00 ml/min
2/28/2024 1:44 PM	26:20	7.24 pH	20.61 °C	1,491.9 µS/cm	0.61 mg/L	4.75 NTU	13.1 mV	34.10 ft	275.00 ml/min
2/28/2024 1:49 PM	31:20	7.23 pH	20.66 °C	1,447.2 µS/cm	0.77 mg/L	5.54 NTU	11.5 mV	34.05 ft	275.00 ml/min
2/28/2024 1:54 PM	36:20	7.22 pH	20.62 °C	1,404.0 µS/cm	0.93 mg/L	5.17 NTU	10.8 mV	34.03 ft	275.00 ml/min
2/28/2024 1:59 PM	41:20	7.21 pH	20.59 °C	1,378.5 µS/cm	1.06 mg/L	3.20 NTU	10.5 mV	34.07 ft	200.00 ml/min
2/28/2024 2:04 PM	46:20	7.19 pH	20.65 °C	1,373.7 µS/cm	1.12 mg/L	2.94 NTU	8.2 mV	34.04 ft	200.00 ml/min

Samples

Sample ID:	Description:

SCH-TW-18B	

Created using VuSitu from In-Situ, Inc.

Low-Flow Test Report:

Test Date / Time: 2/27/2024 12:45:37 PM
Project: SCHERER SAGW 1 (12)
Operator Name: P Wahl

Location Name: SCH-TW-18C **Well Diameter: 2 in** **Casing Type: PVC** **Screen Length: 5 ft** **Top of Screen: 48 ft** **Total Depth: 53 ft** **Initial Depth to Water: 39.29 ft**	**Pump Type: Bladder** **Tubing Type: LDPE** **Pump Intake From TOC: 50 ft** **Estimated Total Volume Pumped: 3500 ml** **Flow Cell Volume: 90 ml** **Final Flow Rate: 100 ml/min** **Final Draw Down: 0.12 ft**	**Instrument Used: Aqua TROLL 400** **Serial Number: 1080297**

Test Notes:

Low-Flow Readings:

Date Time	Elapsed Time	pH	Temperature	Specific Conductivity	RDO Concentration	Turbidity	ORP	Depth to Water	Flow
		+/- 0.1	+/- 0.5	+/- 5 %	+/- 10 %	+/- 10	+/- 10	+/- 0.3	
2/27/2024 12:45 PM	00:00	6.70 pH	19.98 °C	1,518.5 µS/cm	3.94 mg/L	17.40 NTU	98.4 mV	39.29 ft	100.00 ml/min
2/27/2024 12:50 PM	05:00	5.80 pH	19.59 °C	1,623.5 µS/cm	1.20 mg/L	18.10 NTU	77.1 mV	39.39 ft	100.00 ml/min
2/27/2024 12:55 PM	10:00	5.82 pH	19.58 °C	1,619.1 µS/cm	1.07 mg/L	17.70 NTU	87.1 mV	39.41 ft	100.00 ml/min
2/27/2024 1:00 PM	15:00	5.92 pH	19.58 °C	1,614.6 µS/cm	0.85 mg/L	7.87 NTU	53.8 mV	39.41 ft	100.00 ml/min
2/27/2024 1:05 PM	20:00	5.97 pH	19.52 °C	1,614.3 µS/cm	0.50 mg/L	5.55 NTU	37.1 mV	39.41 ft	100.00 ml/min
2/27/2024 1:10 PM	25:00	5.97 pH	19.58 °C	1,613.8 µS/cm	0.36 mg/L	4.37 NTU	28.1 mV	39.41 ft	100.00 ml/min
2/27/2024 1:15 PM	30:00	5.98 pH	19.66 °C	1,612.7 µS/cm	0.29 mg/L	3.80 NTU	24.2 mV	39.41 ft	100.00 ml/min
2/27/2024 1:20 PM	35:00	5.99 pH	19.62 °C	1,614.1 µS/cm	0.24 mg/L	3.35 NTU	22.1 mV	39.41 ft	100.00 ml/min

Samples

Sample ID:	Description:
SCH-TW-18C	

Created using VuSitu from In-Situ, Inc.

Low-Flow Test Report:

Test Date / Time: 2/28/2024 11:38:41 AM
Project: Scherer SAGW01 2024 (13)
Operator Name: Mark Mann

Location Name: SCH-TW-18D **Latitude: 33.07021657987058** **Longitude: -83.80628418064047** **Well Diameter: 2 in** **Casing Type: PVC** **Screen Length: 10 ft** **Top of Screen: 40.11 ft** **Total Depth: 50.11 ft** **Initial Depth to Water: 42.99 ft**	**Pump Type: Bladder** **Tubing Type: LDPE** **Pump Intake From TOC: 48 ft** **Estimated Total Volume Pumped: 13800 ml** **Flow Cell Volume: 90 ml** **Final Flow Rate: 300 ml/min** **Final Draw Down: 0.33 ft**	**Instrument Used: Aqua TROLL 400** **Serial Number: 883553**

Test Notes:

Weather Conditions:
Cloudy

Low-Flow Readings:

Date Time	Elapsed Time	pH	Temperature	Specific Conductivity	RDO Concentration	Turbidity	ORP	Depth to Water	Flow
		+/- 0.1	+/- 0.5	+/- 5 %	+/- 10 %	+/- 5	+/- 10	+/- 0.3	
2/28/2024 11:38 AM	00:00	6.16 pH	28.38 °C	1,777.4 µS/cm	4.56 mg/L	245.00 NTU	97.3 mV	42.99 ft	300.00 ml/min
2/28/2024 11:43 AM	05:00	5.70 pH	21.20 °C	1,977.1 µS/cm	0.88 mg/L	115.00 NTU	86.8 mV	43.19 ft	300.00 ml/min
2/28/2024 11:48 AM	10:00	5.65 pH	21.08 °C	1,984.2 µS/cm	0.87 mg/L	44.70 NTU	82.6 mV	43.30 ft	300.00 ml/min
2/28/2024 11:53 AM	15:00	5.64 pH	20.93 °C	1,979.3 µS/cm	0.72 mg/L	26.60 NTU	78.4 mV	43.30 ft	300.00 ml/min
2/28/2024 11:58 AM	20:00	5.63 pH	20.88 °C	1,962.7 µS/cm	0.75 mg/L	10.90 NTU	75.3 mV	43.34 ft	300.00 ml/min
2/28/2024 12:03 PM	25:00	5.61 pH	20.79 °C	1,950.7 µS/cm	0.79 mg/L	8.14 NTU	73.2 mV	43.34 ft	300.00 ml/min
2/28/2024 12:08 PM	30:00	5.61 pH	20.69 °C	1,950.6 µS/cm	0.78 mg/L	7.65 NTU	81.9 mV	43.33 ft	300.00 ml/min
2/28/2024 12:09 PM	31:00	5.61 pH	20.72 °C	1,945.5 µS/cm	0.78 mg/L	7.44 NTU	72.1 mV	43.34 ft	300.00 ml/min
2/28/2024 12:14 PM	36:00	5.60 pH	20.65 °C	1,931.8 µS/cm	0.81 mg/L	5.71 NTU	70.1 mV	43.30 ft	300.00 ml/min
2/28/2024 12:19 PM	41:00	5.60 pH	20.62 °C	1,927.4 µS/cm	0.85 mg/L	5.53 NTU	68.4 mV	43.35 ft	300.00 ml/min
2/28/2024 12:24 PM	46:00	5.59 pH	20.70 °C	1,924.8 µS/cm	0.84 mg/L	4.01 NTU	67.4 mV	43.32 ft	300.00 ml/min

Samples

Sample ID:	Description:
SCH-TW-18D	

Low-Flow Test Report:

Test Date / Time: 2/28/2024 9:56:09 AM
Project: Scherer SAGW01 2024 (12)
Operator Name: Mark Mann

Location Name: SCH-TW-20A **Latitude: 33.06784184050809** **Longitude: -83.81183917717674** **Well Diameter: 2 in** **Casing Type: PVC** **Screen Length: 10 ft** **Top of Screen: 45 ft** **Total Depth: 55 ft** **Initial Depth to Water: 12.3 ft**	**Pump Type: Peristaltic** **Tubing Type: LDPE** **Pump Intake From TOC: 50 ft** **Estimated Total Volume Pumped: 5000 ml** **Flow Cell Volume: 90 ml** **Final Flow Rate: 250 ml/min** **Final Draw Down: 0.4 ft**	**Instrument Used: Aqua TROLL 400** **Serial Number: 883553**

Test Notes:

Weather Conditions:
Cloudy

Low-Flow Readings:

Date Time	Elapsed Time	pH	Temperature	Specific Conductivity	RDO Concentration	Turbidity	ORP	Depth to Water	Flow
		+/- 0.1	+/- 0.5	+/- 5 %	+/- 10 %	+/- 5	+/- 10	+/- 0.3	
2/28/2024 9:56 AM	00:00	6.54 pH	19.00 °C	460.39 µS/cm	7.95 mg/L	12.70 NTU	94.3 mV	12.30 ft	250.00 ml/min
2/28/2024 10:01 AM	05:00	6.05 pH	19.95 °C	464.05 µS/cm	0.51 mg/L	5.37 NTU	75.9 mV	12.69 ft	250.00 ml/min
2/28/2024 10:06 AM	10:00	6.03 pH	20.23 °C	463.02 µS/cm	0.40 mg/L	2.57 NTU	81.0 mV	12.69 ft	250.00 ml/min
2/28/2024 10:11 AM	15:00	6.02 pH	20.39 °C	462.79 µS/cm	0.38 mg/L	1.82 NTU	68.4 mV	12.70 ft	250.00 ml/min
2/28/2024 10:16 AM	20:00	6.02 pH	20.57 °C	462.37 µS/cm	0.38 mg/L	1.03 NTU	64.9 mV	12.70 ft	250.00 ml/min

Samples

Sample ID:	Description:
SCH-TW-20A	

Low-Flow Test Report:

Test Date / Time: 2/28/2024 9:31:07 AM
Project: SHEW (6)
Operator Name: MAW

Location Name: SCH-TW-20B **Latitude: 33.067552610331276** **Longitude: -83.81195839502271** **Well Diameter: 2 in** **Casing Type: PVC-40** **Screen Length: 10 ft** **Top of Screen: 45 ft** **Total Depth: 55 ft** **Initial Depth to Water: 7.3 m**	**Pump Type: Peristaltic** **Tubing Type: True Poly** **Pump Intake From TOC: 5 ft** **Estimated Total Volume Pumped: 8700 ml** **Flow Cell Volume: 90 ml** **Final Flow Rate: 145 ml/min** **Final Draw Down: -5.075 m**	**Instrument Used: Aqua TROLL 400** **Serial Number: 850735**

Test Notes:

Weather Conditions:
Overcast

Low-Flow Readings:

Date Time	Elapsed Time	pH	Temperature	Specific Conductivity	RDO Concentration	Turbidity	ORP	Depth to Water	Flow
		+/- 0.1	+/- 0.5	+/- 5 %	+/- 0.2	+/- 5	+/- 10	+/- 0.3	
2/28/2024 9:31 AM	00:00	5.94 pH	19.19 °C	236.13 µS/cm	0.15 mg/L	18.70 NTU	51.4 mV	7.30 ft	145.00 ml/min
2/28/2024 9:36 AM	05:00	5.96 pH	19.28 °C	235.52 µS/cm	0.13 mg/L	15.60 NTU	57.7 mV	7.30 ft	145.00 ml/min
2/28/2024 9:41 AM	10:00	5.97 pH	19.32 °C	235.51 µS/cm	0.11 mg/L	14.10 NTU	52.8 mV	7.30 ft	145.00 ml/min
2/28/2024 9:46 AM	15:00	5.98 pH	19.40 °C	235.09 µS/cm	0.10 mg/L	11.50 NTU	51.0 mV	7.30 ft	145.00 ml/min
2/28/2024 9:51 AM	20:00	5.99 pH	19.39 °C	234.86 µS/cm	0.10 mg/L	10.30 NTU	50.0 mV	7.30 ft	145.00 ml/min
2/28/2024 9:56 AM	25:00	6.00 pH	19.43 °C	234.91 µS/cm	0.09 mg/L	9.03 NTU	48.5 mV	7.30 ft	145.00 ml/min
2/28/2024 10:01 AM	30:00	6.00 pH	19.46 °C	235.31 µS/cm	0.08 mg/L	8.84 NTU	47.7 mV	7.30 ft	145.00 ml/min
2/28/2024 10:06 AM	35:00	6.01 pH	19.50 °C	235.42 µS/cm	0.07 mg/L	8.34 NTU	46.7 mV	7.30 ft	145.00 ml/min
2/28/2024 10:11 AM	40:00	6.03 pH	19.63 °C	235.23 µS/cm	0.07 mg/L	7.09 NTU	46.2 mV	7.30 ft	145.00 ml/min
2/28/2024 10:16 AM	45:00	6.01 pH	19.75 °C	235.38 µS/cm	0.06 mg/L	7.53 NTU	46.5 mV	7.30 ft	145.00 ml/min
2/28/2024 10:21 AM	50:00	6.02 pH	19.83 °C	235.31 µS/cm	0.06 mg/L	4.82 NTU	45.6 mV	7.30 ft	145.00 ml/min
2/28/2024 10:26 AM	55:00	6.02 pH	19.87 °C	235.45 µS/cm	0.06 mg/L	5.25 NTU	45.4 mV	7.30 ft	145.00 ml/min
2/28/2024 10:31 AM	01:00:00	6.02 pH	19.90 °C	234.93 µS/cm	0.05 mg/L	5.55 NTU	49.0 mV	7.30 ft	145.00 ml/min

Samples

Sample ID:	Description:
SCH-TW-20B	Sulfide metals dissolved cobalt alkalinity TDS chloride fluoride sulfate

Created using VuSitu from In-Situ, Inc.

Low-Flow Test Report:

Test Date / Time: 2/29/2024 9:51:01 AM
Project: SHERER
Operator Name: MAW

Location Name: SCH-TW-20C **Latitude: 33.06756895504246** **Longitude: -83.81181707613524** **Well Diameter: 2 in** **Casing Type: PVC-40** **Screen Length: 10 ft** **Top of Screen: 38 ft** **Total Depth: 48 ft** **Initial Depth to Water: 12.21 ft**	**Pump Type: Peristaltic** **Tubing Type: True Poly** **Pump Intake From TOC: 43 ft** **Estimated Total Volume Pumped: 3875 ml** **Flow Cell Volume: 90 ml** **Final Flow Rate: 155 ml/min** **Final Draw Down: 0 ft**	**Instrument Used: Aqua TROLL 400** **Serial Number: 850735**

Test Notes:

Weather Conditions:
Overcast

Low-Flow Readings:

Date Time	Elapsed Time	pH	Temperature	Specific Conductivity	RDO Concentration	Turbidity	ORP	Depth to Water	Flow
		+/- 0.1	+/- 0.5	+/- 5 %	+/- 0.2	+/- 5	+/- 10	+/- 0.3	
2/29/2024 9:50 AM	00:00	5.05 pH	14.26 °C	350.64 µS/cm	4.52 mg/L	4.09 NTU	93.4 mV	12.21 ft	155.00 ml/min
2/29/2024 9:55 AM	05:00	5.70 pH	16.26 °C	315.79 µS/cm	0.58 mg/L	1.94 NTU	68.6 mV	12.21 ft	155.00 ml/min
2/29/2024 10:00 AM	10:00	5.73 pH	16.58 °C	312.68 µS/cm	0.54 mg/L	1.47 NTU	73.6 mV	12.21 ft	155.00 ml/min
2/29/2024 10:05 AM	15:00	5.75 pH	16.56 °C	312.53 µS/cm	0.49 mg/L	2.35 NTU	59.3 mV	12.21 ft	155.00 ml/min
2/29/2024 10:10 AM	20:00	5.76 pH	16.65 °C	312.95 µS/cm	0.52 mg/L	1.72 NTU	56.6 mV	12.21 ft	155.00 ml/min
2/29/2024 10:15 AM	25:00	5.76 pH	16.75 °C	311.82 µS/cm	0.49 mg/L	1.87 NTU	55.5 mV	12.21 ft	155.00 ml/min

Samples

Sample ID:	Description:
SCH-TW-20C	Sulfide metals dissolved cobalt alkalinity TDS chloride fluoride sulfate

Low-Flow Test Report:

Test Date / Time: 2/28/2024 11:50:31 AM
Project: SHEW (7)
Operator Name: MAW

Location Name: SCH-TW-20D **Latitude: 33.06744029282878** **Longitude: -83.81188228734192** **Well Diameter: 2 in** **Casing Type: PVC-40** **Screen Length: 5 ft** **Top of Screen: 41 ft** **Total Depth: 46 ft** **Initial Depth to Water: 9.3 m**	**Pump Type: Peristaltic** **Tubing Type: True Poly** **Pump Intake From TOC: 5 ft** **Estimated Total Volume Pumped: 16900 ml** **Flow Cell Volume: 90 ml** **Final Flow Rate: 125 ml/min** **Final Draw Down: -6.255 m**	**Instrument Used: Aqua TROLL 400** **Serial Number: 850735**

Test Notes:

Weather Conditions:
Cloudy

Low-Flow Readings:

Date Time	Elapsed Time	pH	Temperature	Specific Conductivity	RDO Concentration	Turbidity	ORP	Depth to Water	Flow
		+/- 0.1	+/- 0.5	+/- 5 %	+/- 0.2	+/- 5	+/- 10	+/- 0.3	
2/28/2024 11:50 AM	00:00	5.41 pH	22.08 °C	348.56 µS/cm	1.71 mg/L	16.50 NTU	130.8 mV	9.94 ft	145.00 ml/min
2/28/2024 11:55 AM	05:00	5.37 pH	21.58 °C	349.90 µS/cm	1.38 mg/L	15.70 NTU	121.2 mV	10.10 ft	145.00 ml/min
2/28/2024 12:00 PM	10:00	5.37 pH	21.06 °C	349.04 µS/cm	1.32 mg/L	16.10 NTU	90.9 mV	10.10 ft	145.00 ml/min
2/28/2024 12:05 PM	15:00	5.36 pH	21.17 °C	350.36 µS/cm	1.25 mg/L	20.40 NTU	84.7 mV	10.15 ft	145.00 ml/min
2/28/2024 12:10 PM	20:00	5.36 pH	21.13 °C	349.83 µS/cm	1.15 mg/L	21.80 NTU	81.7 mV	10.15 ft	145.00 ml/min
2/28/2024 12:15 PM	25:00	5.35 pH	21.06 °C	350.03 µS/cm	1.11 mg/L	20.50 NTU	80.3 mV	10.15 ft	130.00 ml/min
2/28/2024 12:20 PM	30:00	5.35 pH	21.06 °C	349.63 µS/cm	1.09 mg/L	20.50 NTU	79.5 mV	10.15 ft	130.00 ml/min
2/28/2024 12:25 PM	35:00	5.35 pH	21.06 °C	350.50 µS/cm	0.98 mg/L	16.40 NTU	77.8 mV	10.10 ft	130.00 ml/min
2/28/2024 12:30 PM	40:00	5.32 pH	21.14 °C	349.78 µS/cm	0.82 mg/L	14.20 NTU	76.9 mV	10.10 ft	130.00 ml/min
2/28/2024 12:35 PM	45:00	5.32 pH	21.15 °C	348.83 µS/cm	0.81 mg/L	13.20 NTU	76.6 mV	10.10 ft	130.00 ml/min
2/28/2024 12:40 PM	50:00	5.30 pH	21.06 °C	348.76 µS/cm	0.72 mg/L	11.80 NTU	75.8 mV	10.07 ft	130.00 ml/min
2/28/2024 12:45 PM	55:00	5.30 pH	21.06 °C	349.82 µS/cm	0.70 mg/L	10.50 NTU	75.1 mV	10.07 ft	125.00 ml/min
2/28/2024 12:50 PM	01:00:00	5.30 pH	21.33 °C	349.52 µS/cm	0.69 mg/L	9.28 NTU	75.0 mV	10.02 ft	125.00 ml/min

2/28/2024 12:55 PM	01:05:00	5.29 pH	21.44 °C	347.84 µS/cm	0.62 mg/L	8.55 NTU	74.3 mV	10.02 ft	125.00 ml/min
2/28/2024 1:00 PM	01:10:00	5.29 pH	21.55 °C	348.78 µS/cm	0.62 mg/L	10.70 NTU	88.5 mV	10.02 ft	125.00 ml/min
2/28/2024 1:05 PM	01:15:00	5.31 pH	21.77 °C	348.57 µS/cm	0.65 mg/L	13.10 NTU	77.7 mV	10.02 ft	125.00 ml/min
2/28/2024 1:10 PM	01:20:00	5.28 pH	21.64 °C	345.99 µS/cm	0.68 mg/L	9.76 NTU	77.2 mV	9.99 ft	125.00 ml/min
2/28/2024 1:15 PM	01:25:00	5.28 pH	21.82 °C	348.16 µS/cm	0.62 mg/L	9.26 NTU	75.1 mV	9.99 ft	125.00 ml/min
2/28/2024 1:20 PM	01:30:00	5.30 pH	21.76 °C	346.16 µS/cm	0.60 mg/L	8.91 NTU	74.8 mV	9.99 ft	125.00 ml/min
2/28/2024 1:25 PM	01:35:00	5.30 pH	21.51 °C	346.02 µS/cm	0.58 mg/L	7.74 NTU	74.6 mV	9.99 ft	125.00 ml/min
2/28/2024 1:30 PM	01:40:00	5.29 pH	21.50 °C	346.92 µS/cm	0.57 mg/L	8.32 NTU	74.2 mV	9.99 ft	125.00 ml/min
2/28/2024 1:35 PM	01:45:00	5.28 pH	21.37 °C	346.24 µS/cm	0.55 mg/L	7.83 NTU	74.4 mV	9.99 ft	125.00 ml/min
2/28/2024 1:40 PM	01:50:00	5.29 pH	21.29 °C	346.18 µS/cm	0.55 mg/L	7.26 NTU	74.3 mV	9.99 ft	125.00 ml/min
2/28/2024 1:45 PM	01:55:00	5.28 pH	21.28 °C	345.48 µS/cm	0.51 mg/L	5.78 NTU	73.6 mV	9.99 ft	125.00 ml/min
2/28/2024 1:50 PM	02:00:00	5.28 pH	21.19 °C	345.75 µS/cm	0.47 mg/L	5.30 NTU	72.3 mV	9.99 ft	125.00 ml/min
2/28/2024 1:55 PM	02:05:00	5.27 pH	21.19 °C	345.35 µS/cm	0.45 mg/L	6.53 NTU	73.1 mV	9.99 ft	125.00 ml/min
2/28/2024 2:00 PM	02:10:00	5.28 pH	21.15 °C	345.26 µS/cm	0.45 mg/L	4.57 NTU	72.6 mV	9.99 ft	125.00 ml/min

Samples

Sample ID:	Description:
SCH-TW-20D	Sulfide metals dissolved cobalt alkalinity TDS chloride fluoride sulfate

Low-Flow Test Report:

Test Date / Time: 2/26/2024 1:47:09 PM
Project: SHEW
Operator Name: MAW

Location Name: SCH-SGWC-15 **Latitude: 33.079240042747074** **Longitude: -83.80589702174422** **Well Diameter: 2 in** **Casing Type: PVC-40** **Screen Length: 10 ft** **Top of Screen: 38.2 ft** **Total Depth: 48.2 ft** **Initial Depth to Water: 28.15 ft**	**Pump Type: Dedicated** **Tubing Type: True Poly** **Pump Intake From TOC: 24.59 ft** **Estimated Total Volume Pumped: 5620 ml** **Flow Cell Volume: 90 ml** **Final Flow Rate: 140 ml/min** **Final Draw Down: 0.05 ft**	**Instrument Used: Aqua TROLL 400** **Serial Number: 850735**

Test Notes:

Weather Conditions:
Sunny/Clear

Low-Flow Readings:

Date Time	Elapsed Time	pH	Temperature	Specific Conductivity	RDO Concentration	Turbidity	ORP	Depth to Water	Flow
		+/- 0.1	+/- 0.5	+/- 5 %	+/- 0.2	+/- 5	+/- 10	+/- 0.3	
2/26/2024 1:20 PM	00:00	4.81 pH	20.39 °C	496.01 µS/cm	2.26 mg/L	12.20 NTU	236.2 mV	28.15 ft	188.00 ml/min
2/26/2024 1:25 PM	05:00	4.57 pH	19.63 °C	504.73 µS/cm	1.16 mg/L	13.70 NTU	297.2 mV	28.20 ft	188.00 ml/min
2/26/2024 1:30 PM	10:00	4.59 pH	19.59 °C	505.11 µS/cm	0.88 mg/L	15.00 NTU	349.3 mV	28.20 ft	188.00 ml/min
2/26/2024 1:35 PM	15:00	4.58 pH	19.75 °C	507.57 µS/cm	0.71 mg/L	9.47 NTU	322.7 mV	28.20 ft	140.00 ml/min
2/26/2024 1:40 PM	20:00	4.58 pH	19.77 °C	507.29 µS/cm	0.61 mg/L	7.65 NTU	334.3 mV	28.20 ft	140.00 ml/min
2/26/2024 1:45 PM	25:00	4.58 pH	19.61 °C	508.39 µS/cm	0.56 mg/L	6.67 NTU	346.6 mV	28.20 ft	140.00 ml/min
2/26/2024 1:50 PM	30:00	4.59 pH	19.72 °C	507.50 µS/cm	0.55 mg/L	5.85 NTU	352.5 mV	28.20 ft	140.00 ml/min
2/26/2024 1:55 PM	35:00	4.60 pH	19.59 °C	508.38 µS/cm	0.54 mg/L	4.21 NTU	452.1 mV	28.20 ft	140.00 ml/min

Samples

Sample ID:	Description:
SCH-SGWC-15	Metals alkalinity chloride sulfide sulfate radium TDS

Low-Flow Test Report:

Test Date / Time: 2/27/2024 1:17:28 PM
Project: Scherer SAGW01 2024 (10)
Operator Name: Mark Mann

Location Name: SCH-SGWC-18 **Latitude: 33.0702289982757** **Longitude: -83.80641876699205** **Well Diameter: 2 in** **Casing Type: PVC** **Screen Length: 10 ft** **Top of Screen: 37.6 ft** **Total Depth: 47.6 ft** **Initial Depth to Water: 42.81 ft**	**Pump Type: Peristaltic** **Tubing Type: LDPE** **Pump Intake From TOC: 45 ft** **Estimated Total Volume Pumped: 11000 ml** **Flow Cell Volume: 90 ml** **Final Flow Rate: 200 ml/min** **Final Draw Down: 0.29 ft**	**Instrument Used: Aqua TROLL 400** **Serial Number: 883553**

Test Notes:

Weather Conditions:
Cloudy

Low-Flow Readings:

Date Time	Elapsed Time	pH	Temperature	Specific Conductivity	RDO Concentration	Turbidity	ORP	Depth to Water	Flow
		+/- 0.1	+/- 0.5	+/- 5 %	+/- 10 %	+/- 5	+/- 10	+/- 0.3	
2/27/2024 1:17 PM	00:00	5.03 pH	20.03 °C	1,839.6 µS/cm	4.98 mg/L	658.00 NTU	154.3 mV	42.81 ft	200.00 ml/min
2/27/2024 1:22 PM	05:00	4.84 pH	20.00 °C	1,844.9 µS/cm	3.43 mg/L	329.00 NTU	202.0 mV	43.09 ft	200.00 ml/min
2/27/2024 1:27 PM	10:00	4.76 pH	19.99 °C	1,844.0 µS/cm	3.26 mg/L	159.00 NTU	208.9 mV	43.08 ft	200.00 ml/min
2/27/2024 1:32 PM	15:00	4.71 pH	19.99 °C	1,845.9 µS/cm	3.02 mg/L	65.20 NTU	208.0 mV	43.08 ft	200.00 ml/min
2/27/2024 1:37 PM	20:00	4.69 pH	19.98 °C	1,841.2 µS/cm	2.92 mg/L	37.30 NTU	177.6 mV	43.10 ft	200.00 ml/min
2/27/2024 1:42 PM	25:00	4.66 pH	19.98 °C	1,841.5 µS/cm	2.84 mg/L	17.50 NTU	166.7 mV	43.14 ft	200.00 ml/min
2/27/2024 1:47 PM	30:00	4.65 pH	19.99 °C	1,839.5 µS/cm	2.76 mg/L	11.70 NTU	164.2 mV	43.09 ft	200.00 ml/min
2/27/2024 1:52 PM	35:00	4.63 pH	19.95 °C	1,839.8 µS/cm	2.74 mg/L	8.28 NTU	158.8 mV	43.13 ft	200.00 ml/min
2/27/2024 1:57 PM	40:00	4.63 pH	20.04 °C	1,840.3 µS/cm	2.73 mg/L	7.26 NTU	155.9 mV	43.12 ft	200.00 ml/min
2/27/2024 2:02 PM	45:00	4.63 pH	20.12 °C	1,841.8 µS/cm	2.69 mg/L	4.98 NTU	151.5 mV	43.09 ft	200.00 ml/min
2/27/2024 2:07 PM	50:00	4.62 pH	20.06 °C	1,839.7 µS/cm	2.74 mg/L	3.33 NTU	150.1 mV	43.09 ft	200.00 ml/min
2/27/2024 2:12 PM	55:00	4.62 pH	19.99 °C	1,838.3 µS/cm	2.71 mg/L	3.02 NTU	149.5 mV	43.10 ft	200.00 ml/min

Low-Flow Test Report:

Test Date / Time: 2/26/2024 3:38:04 PM
Project: Scherer SAE (11)
Operator Name: T Johnson

Location Name: SCH-SGWC-20 **Well Diameter: 2 in** **Casing Type: PVC** **Screen Length: 10 ft** **Top of Screen: 17.9 ft** **Total Depth: 27.9 ft** **Initial Depth to Water: 13.35 ft**	**Pump Type: Dedicated** **Tubing Type: True poly** **Pump Intake From TOC: 22.5 ft** **Estimated Total Volume Pumped: 7000 ml** **Flow Cell Volume: 90 ml** **Final Flow Rate: 200 ml/min** **Final Draw Down: 1.2 ft**	**Instrument Used: Aqua TROLL 400** **Serial Number: 843593**

Test Notes:
Pre purged 2 L

Low-Flow Readings:

Date Time	Elapsed Time	pH	Temperature	Specific Conductivity	RDO Concentration	Turbidity	ORP	Depth to Water	Flow
		+/- 0.1	+/- 0.5	+/- 5 %	+/- 0.2	+/- 5	+/- 10	+/- 0.3	
2/26/2024 3:38 PM	00:00	4.08 pH	20.04 °C	674.59 µS/cm	1.44 mg/L	0.32 NTU	217.0 mV	14.36 ft	200.00 ml/min
2/26/2024 3:43 PM	05:00	4.08 pH	19.99 °C	681.66 µS/cm	1.38 mg/L	0.19 NTU	213.2 mV	14.41 ft	200.00 ml/min
2/26/2024 3:48 PM	10:00	4.09 pH	20.00 °C	681.50 µS/cm	1.23 mg/L	0.18 NTU	238.1 mV	14.41 ft	200.00 ml/min
2/26/2024 3:53 PM	15:00	4.10 pH	19.99 °C	676.45 µS/cm	1.05 mg/L	0.19 NTU	223.0 mV	14.46 ft	200.00 ml/min
2/26/2024 3:58 PM	20:00	4.11 pH	19.97 °C	667.52 µS/cm	0.89 mg/L	0.39 NTU	255.0 mV	14.49 ft	200.00 ml/min
2/26/2024 4:03 PM	25:00	4.13 pH	19.95 °C	659.92 µS/cm	0.72 mg/L	0.16 NTU	270.8 mV	14.50 ft	200.00 ml/min
2/26/2024 4:08 PM	30:00	4.14 pH	19.95 °C	653.37 µS/cm	0.61 mg/L	0.18 NTU	286.6 mV	14.55 ft	200.00 ml/min
2/26/2024 4:13 PM	35:00	4.15 pH	19.96 °C	647.79 µS/cm	0.54 mg/L	0.18 NTU	302.6 mV	14.55 ft	200.00 ml/min

Samples

Sample ID:	Description:
SCH-SGWC-20	Metals, alkalinity, sulfide, chloride, fluoride, sulfate, TDS, radium

Samples

Sample ID:	Description:
SCH-SGWC-18	

Created using VuSitu from In-Situ, Inc.

Site Name: Shorey

Calibrated By: Johnson

Field Instrumentation Calibration Form

Date: 2/27/24

Field Conditions: Cloudy

Instrument	Manufactuer/ Model	Serial Number
Water Quality Meter	In-Situ Aquatroll	843593
Turbidity Meter	Hach 2100Q	23080D000159

Calibration Standard Information

Parameter	Standard	Lot #	Date of Expiration	Brand
Specific Conductance (µS/cm)	4,490	2400044	5/24	Air
pH (SU)	4.00	2400644	5/24	
pH (SU)	7.00	2224039	4/24	
pH (SU)	10.00	2211030	4/24	
D.O. (%)	N/A	2400091	5/24	
ORP (mV)	228.0	2400 2258	6/24	

Calibration

Time Start 720 Time Finish 750

Parameter	Standard	Calibration Value	Calibration Solution Temperature (°C)	Acceptance Criteria	Reference
Specific Conductance (µS/cm)	4,490	4475.7	16.83	± 10% of standard	EPA 2023
pH (SU)	4.00	4.03	16.99	± 0.1	GWMP
pH (SU)	7.00	7.01	17.32	± 0.1	GWMP
pH (SU)	10.00	10.05	17.68	± 0.1	GWMP
D.O. (%)	N/A	101.92	17.18	± 10%	NA
ORP (mV)	228.0	221.7	17.63	± 10	EPA 2023

	Standard	Calibration Value	Acceptance Criteria	Reference
Turbidity (NTU)	10	~~20~~ 10.0	± 10% of standard	EPA 2023
	20	20.0		
	100	102		
	800	800		

Calibration Check

Time Start 1405 Time Finish 1422

Parameter	Standard	Calibration Value	Calibration Solution Temperature (°C)	Acceptance Criteria	Reference
Specific Conductance (µS/cm)	4,490	4,347.8	20.04	± 10% of standard	EPA 2023
pH (SU)	4.00	4.07	20.13	± 0.1	GWMP
pH (SU)	7.00	7.06	19.76	± 0.1	GWMP
pH (SU)	10.00	10.00	19.32	± 0.1	GWMP

	Standard	Calibration Value	Acceptance Criteria	Reference
Turbidity (NTU)	10	10.1	± 10% of standard	EPA 2023
	20	20.7		
	100	97.6		
	800	746		

Notes:

PH4 - 4.03 @16.99

PH 7 - 7.01 17.32

PH 10 - 10.05 17.68

NTU - 20.0

TJ ~~130~~ 102

800

~~Recalibrated Turbidity @1408~~

value TJ (No realignment)

10

20 ~~20~~

100

800

Recalibrated Conductivity @ ~~1408~~ TJ 1412

4,491.3

Temp @ 20.08

Site Name: Scherer

Calibrated By: T Johnson

Field Instrumentation Calibration Form

Date: 2/28/24

Field Conditions: Overcast

Instrument	Manufactuer/ Model	Serial Number
Water Quality Meter	In-Situ Aquatroll	843593
Turbidity Meter	Hach 2100Q	23080D000159

Calibration Standard Information

Parameter	Standard	Lot #	Date of Expiration	Brand
Specific Conductance (µS/cm)	4,490	24000444	5/24	A.V
pH (SU)	4.00	24000444	5/24	
pH (SU)	7.00	22290139	4/24	
pH (SU)	10.00	22110130	4/24	
D.O. (%)	N/A	24006444	5/24	
ORP (mV)	228.0	24002258	6/24	

Calibration

Time Start 0715 Time Finish 750

Parameter	Standard	Calibration Value	Calibration Solution Temperature (°C)	Acceptance Criteria	Reference
Specific Conductance (µS/cm)	4,490	4,491.7	18.15	± 10% of standard	EPA 2023
pH (SU)	4.00	4.08	18.88	± 0.1	GWMP
pH (SU)	7.00	7.05	18.97	± 0.1	GWMP
pH (SU)	10.00	10.04	19.32	± 0.1	GWMP
D.O. (%)	N/A	99.47	18.52	± 10%	NA
ORP (mV)	228.0	223.5	19.29	± 10	EPA 2023

	Standard	Calibration Value	Acceptance Criteria	Reference
Turbidity (NTU)	10	10.1	± 10% of standard	EPA 2023
	20	20.0		
	100	106		
	800	768		

Calibration Check

Time Start 1319 Time Finish 130

Parameter	Standard	Calibration Value	Calibration Solution Temperature (°C)	Acceptance Criteria	Reference
Specific Conductance (µS/cm)	4,490	4,432.9	23.34	± 10% of standard	EPA 2023
pH (SU)	4.00	4.03	23.76	± 0.1	GWMP
pH (SU)	7.00	7.00	22.41	± 0.1	GWMP
pH (SU)	10.00	9.96	21.37	± 0.1	GWMP

	Standard	Calibration Value	Acceptance Criteria	Reference
Turbidity (NTU)	10	16.3	± 10% of standard	EPA 2023
	20	20.4		
	100	96.7		
	800	854		

Notes:

NTU
20.0
106
~~133~~

Site Name: Scherer

Calibrated By: T. Johnson

Field Instrumentation Calibration Form

Date: 2/29/24

Field Conditions: Cold

Instrument	Manufactuer/ Model	Serial Number
Water Quality Meter	In-Situ Aquatroll	843593
Turbidity Meter	Hach 2100Q	23060D000159

Calibration Standard Information

Parameter	Standard	Lot #	Date of Expiration	Brand
Specific Conductance (µS/cm)	4,490	24000044	5/24	Air
pH (SU)	4.00	24000044	5/24	
pH (SU)	7.00	23010139	4/24	
pH (SU)	10.00	23110130	4/24	
D.O. (%)	N/A	24 00044	5/24	
ORP (mV)	228.0	24003258	4/24	

Calibration

Time Start 715 Time Finish 740

Parameter	Standard	Calibration Value	Calibration Solution Temperature (°C)	Acceptance Criteria	Reference
Specific Conductance (µS/cm)	4,490	4494.0	11.51	± 10% of standard	EPA 2023
pH (SU)	4.00	3.93	11.85	± 0.1	GWMP
pH (SU)	7.00	6.97	12.44	± 0.1	GWMP
pH (SU)	10.00	10.04	13.13	± 0.1	GWMP
D.O. (%)	N/A	99.04	12.47	± 10%	NA
ORP (mV)	228.0	228.1	13.36	± 10	EPA 2023

	Standard	Calibration Value	Acceptance Criteria	Reference
Turbidity (NTU)	10	10.1	± 10% of standard	EPA 2023
	20	20.7		
	100	99.8		
	800	740		

Calibration Check

Time Start 1340 Time Finish 1350

Parameter	Standard	Calibration Value	Calibration Solution Temperature (°C)	Acceptance Criteria	Reference
Specific Conductance (µS/cm)	4,490	4,421.6	17.41	± 10% of standard	EPA 2023
pH (SU)	4.00	4.03	17.19	± 0.1	GWMP
pH (SU)	7.00	7.03	16.23	± 0.1	GWMP
pH (SU)	10.00	10.00	15.01	± 0.1	GWMP

	Standard	Calibration Value	Acceptance Criteria	Reference
Turbidity (NTU)	10	10.7	± 10% of standard	EPA 2023
	20	~~21.4~~ 21.4		
	100	101		
	800	854		

Notes:

Site Name: Scherer

Field Instrumentation Calibration Form

Date: 2/28/24

Calibrated By: P Wahl

Field Conditions: Clear 50°F

Instrument	Manufactuer/ Model	Serial Number
Water Quality Meter	In-Situ Aquatroll	1080297
Turbidity Meter	Hach 2100Q	231000 000368

Calibration Standard Information

Parameter	Standard	Lot #	Date of Expiration	Brand
Specific Conductance (µS/cm)	4,490	24005593	11/2024	YSI
pH (SU)	4.00	"	"	"
pH (SU)	7.00	24003597	"	"
pH (SU)	10.00	24004996	"	"
D.O. (%)	N/A			
ORP (mV)	228.0	24006903	"	"

Calibration

Time Start 0725 Time Finish

Parameter	Standard	Calibration Value	Calibration Solution Temperature (°C)	Acceptance Criteria	Reference
Specific Conductance (µS/cm)	4,490	4909.3	17.27	± 10% of standard	EPA 2023
pH (SU)	4.00	3.94	17.29	± 0.1	GWMP
pH (SU)	7.00	7.01	17.01	± 0.1	GWMP
pH (SU)	10.00	10.05	17.42	± 0.1	GWMP
D.O. (%)	N/A	99.06	17.51	± 10%	NA
ORP (mV)	228.0	228.0	17.64	± 10	EPA 2023

	Standard	Calibration Value	Acceptance Criteria	Reference
Turbidity (NTU)	10	10.0	± 10% of standard	EPA 2023
	20	19.3		
	100	104		
	800	791		

Calibration Check

Time Start 1200 Time Finish

Parameter	Standard	Calibration Value	Calibration Solution Temperature (°C)	Acceptance Criteria	Reference
Specific Conductance (µS/cm)	4,490	4452.4	19.31	± 10% of standard	EPA 2023
pH (SU)	4.00	4.07	19.31	± 0.1	GWMP
pH (SU)	7.00	6.94	19.24	± 0.1	GWMP
pH (SU)	10.00	10.04	19.23	± 0.1	GWMP

	Standard	Calibration Value	Acceptance Criteria	Reference
Turbidity (NTU)	10	10.5	± 10% of standard	EPA 2023
	20	20.4		
	100	97.3		
	800	825		

Notes:

3.94 7.01 10.05
17.29 17.01 17.42

Site Name: Scherer

Field Instrumentation Calibration Form

Date: 2/28/24

Calibrated By: P Wahl

Field Conditions: Cloudy 60°F

Instrument	Manufactuer/ Model	Serial Number
Water Quality Meter	In-Situ Aquatroll	1080297
Turbidity Meter	Hach 2100Q	23100D000268

Calibration Standard Information

Parameter	Standard	Lot #	Date of Expiration	Brand
Specific Conductance (µS/cm)	4,490	24005593	11/2024	AIR
pH (SU)	4.00	"	"	"
pH (SU)	7.00	24003597	"	"
pH (SU)	10.00	24004996	"	"
D.O. (%)	N/A	—	—	—
ORP (mV)	228.0	24006903	"	"

Calibration

Time Start 0720 Time Finish 0740

Parameter	Standard	Calibration Value	Calibration Solution Temperature (°C)	Acceptance Criteria	Reference
Specific Conductance (µS/cm)	4,490	4463.5	16.44	± 10% of standard	EPA 2023
pH (SU)	4.00	4.02	16.47	± 0.1	GWMP
pH (SU)	7.00	7.02	16.74	± 0.1	GWMP
pH (SU)	10.00	10.05	16.96	± 0.1	GWMP
D.O. (%)	N/A	99.99	17.32	± 10%	NA
ORP (mV)	228.0	230.1	17.08	± 10	EPA 2023

	Standard	Calibration Value	Acceptance Criteria	Reference
Turbidity (NTU)	10	10.1	± 10% of standard	EPA 2023
	20	20.2		
	100	~~100~~ 98.3		
	800	~~809~~ 801		

Calibration Check

Time Start 1134 Time Finish 1145

Parameter	Standard	Calibration Value	Calibration Solution Temperature (°C)	Acceptance Criteria	Reference
Specific Conductance (µS/cm)	4,490	4384.5	22.22	± 10% of standard	EPA 2023
pH (SU)	4.00	4.08	22.22	± 0.1	GWMP
pH (SU)	7.00	7.02	20.25	± 0.1	GWMP
pH (SU)	10.00	9.94	20.16	± 0.1	GWMP

	Standard	Calibration Value	Acceptance Criteria	Reference
Turbidity (NTU)	10	10.4	± 10% of standard	EPA 2023
	20	20.3		
	100	98.5		
	800	764		

Notes:

Site Name: Scherer

Field Instrumentation Calibration Form

Date: 2/29/24

Calibrated By: Dwan

Field Conditions: Cloudy

Instrument	Manufactuer/ Model	Serial Number
Water Quality Meter	In-Situ Aquatroll	1080797
Turbidity Meter	Hach 2100Q	23100000368

Calibration Standard Information				
Parameter	Standard	Lot #	Date of Expiration	Brand
Specific Conductance (µS/cm)	4,490	24005593	11/2024	HIR
pH (SU)	4.00	"	"	"
pH (SU)	7.00	24003597	"	"
pH (SU)	10.00	24004596	"	"
D.O. (%)	N/A			
ORP (mV)	228.0	24006403	"	"

Calibration					
Time Start 0710		Time Finish 0735			
Parameter	Standard	Calibration Value	Calibration Solution Temperature (°C)	Acceptance Criteria	Reference
Specific Conductance (µS/cm)	4,490	4422.2	17.05	± 10% of standard	EPA 2023
pH (SU)	4.00	4.03	16.99	± 0.1	GWMP
pH (SU)	7.00	6.99	17.48	± 0.1	GWMP
pH (SU)	10.00	9.99	17.81	± 0.1	GWMP
D.O. (%)	N/A	99.15	16.68	± 10%	NA
ORP (mV)	228.0	225.6	17.84	± 10	EPA 2023

	Standard	Calibration Value	Acceptance Criteria	Reference
Turbidity (NTU)	10	9.97	± 10% of standard	EPA 2023
	20	19.9		
	100	98.8		
	800	791		

Calibration Check					
Time Start 1320		Time Finish 1326			
Parameter	Standard	Calibration Value	Calibration Solution Temperature (°C)	Acceptance Criteria	Reference
Specific Conductance (µS/cm)	4,490	4535.7	14.88	± 10% of standard	EPA 2023
pH (SU)	4.00	4.08	14.88	± 0.1	GWMP
pH (SU)	7.00	7.05	14.76	± 0.1	GWMP
pH (SU)	10.00	10.06	14.71	± 0.1	GWMP

	Standard	Calibration Value	Acceptance Criteria	Reference
Turbidity (NTU)	10	10.5	± 10% of standard	EPA 2023
	20	20.6		
	100	101		
	800	794		

Notes:

16.99 17.48 17.81
4.03 6.99 9.99

Site Name: PLANT SCHERER

Calibrated By: M. MANN

Field Instrumentation Calibration Form

Date: 02/27/24

Field Conditions: 540/730F

Instrument	Manufactuer/ Model	Serial Number
Water Quality Meter	In-Situ Aquatroll	883553
Turbidity Meter	Hach 2100Q	22090000344

Calibration Standard Information

Parameter	Standard	Lot #	Date of Expiration	Brand
Specific Conductance (µS/cm)	4,490	24000044	05/24	AIR
pH (SU)	4.00	24000044	05/24	↓
pH (SU)	7.00	22290134	04/24	↓
pH (SU)	10.00	22110130	04/24	↓
D.O. (%)	N/A	–	–	↓
ORP (mV)	228.0	24000225B	06/24	↓

Calibration

Time Start 1208 Time Finish

Parameter	Standard	Calibration Value	Calibration Solution Temperature (°C)	Acceptance Criteria	Reference
Specific Conductance (µS/cm)	4,490	4463.1	16.83	± 10% of standard	EPA 2023
pH (SU)	4.00	4.03	17.18	± 0.1	GWMP
pH (SU)	7.00	7.08	17.15	± 0.1	GWMP
pH (SU)	10.00	10.02	17.01	± 0.1	GWMP
D.O. (%)	N/A	99.49	17.09	± 10%	NA
ORP (mV)	228.0	222.4	17.10	± 10	EPA 2023

	Standard	Calibration Value	Acceptance Criteria	Reference
Turbidity (NTU)	10	10.0	± 10% of standard	EPA 2023
	20	20.0		
	100	812		
	800	771		

Calibration Check

Time Start 1555 Time Finish

Parameter	Standard	Calibration Value	Calibration Solution Temperature (°C)	Acceptance Criteria	Reference
Specific Conductance (µS/cm)	4,490	4578.8	20.34	± 10% of standard	EPA 2023
pH (SU)	4.00	4.09	20.34	± 0.1	GWMP
pH (SU)	7.00	7.08	20.44	± 0.1	GWMP
pH (SU)	10.00	10.04	20.40	± 0.1	GWMP

	Standard	Calibration Value	Acceptance Criteria	Reference
Turbidity (NTU)	10	11.0	± 10% of standard	EPA 2023
	20	20.8		
	100	92.0		
	800	815		

Notes:

Site Name: SCHERER

Field Instrumentation Calibration Form

Date: 02/28/24

Calibrated By: M. MANN

Field Conditions: 46°/78° CLOUDY

Instrument	Manufactuer/ Model	Serial Number
Water Quality Meter	In-Situ Aquatroll	883533
Turbidity Meter	Hach 2100Q	22,070D000344

Calibration Standard Information

Parameter	Standard	Lot #	Date of Expiration	Brand
Specific Conductance (µS/cm)	4,490	24000044	05/24	AIR
pH (SU)	4.00	24000044	05/24	↓
pH (SU)	7.00	22240139	04/24	↓
pH (SU)	10.00	22110130	04/24	↓
D.O. (%)	N/A	–	–	↓
ORP (mV)	228.0	24002258	06/24	↓

Calibration

Time Start 0840 Time Finish

Parameter	Standard	Calibration Value	Calibration Solution Temperature (°C)	Acceptance Criteria	Reference
Specific Conductance (µS/cm)	4,490	4583.6	17.68	± 10% of standard	EPA 2023
pH (SU)	4.00	4.06	17.68	± 0.1	GWMP
pH (SU)	7.00	6.94	17.73	± 0.1	GWMP
pH (SU)	10.00	9.93	17.84	± 0.1	GWMP
D.O. (%)	N/A	101.97	18.03	± 10%	NA
ORP (mV)	228.0	225.9	17.86	± 10	EPA 2023

	Standard	Calibration Value	Acceptance Criteria	Reference
Turbidity (NTU)	~~10~~ 20	19.9	± 10% of standard	EPA 2023
	~~20~~ 100	91.7		
	~~100~~ 800	830		
	~~800~~ 10	10.0		

Calibration Check

Time Start Time Finish

Parameter	Standard	Calibration Value	Calibration Solution Temperature (°C)	Acceptance Criteria	Reference
Specific Conductance (µS/cm)	4,490	4516.7	20.28	± 10% of standard	EPA 2023
pH (SU)	4.00	4.08	20.29	± 0.1	GWMP
pH (SU)	7.00	6.96	20.11	± 0.1	GWMP
pH (SU)	10.00	10.02	19.89	± 0.1	GWMP

	Standard	Calibration Value	Acceptance Criteria	Reference
Turbidity (NTU)	10	10.4	± 10% of standard	EPA 2023
	20	20.1		
	100	95.7		
	800	732		

Notes:

Site Name: SCHERER

Field Instrumentation Calibration Form

Date: 02/29/24

Calibrated By: M. MANN

Field Conditions:

Instrument	Manufactuer/ Model	Serial Number
Water Quality Meter	In-Situ Aquatroll	883553
Turbidity Meter	Hach 2100Q	22090000344

Calibration Standard Information				
Parameter	Standard	Lot #	Date of Expiration	Brand
Specific Conductance (µS/cm)	4,490	24000044	05/24	AIR
pH (SU)	4.00	24000044	05/24	
pH (SU)	7.00	22290139	04/24	
pH (SU)	10.00	22110130	04/24	
D.O. (%)	N/A	–	–	
ORP (mV)	228.0	24002258	05/24	

Calibration					
Time Start	1335	Time Finish	1350		
Parameter	Standard	Calibration Value	Calibration Solution Temperature (°C)	Acceptance Criteria	Reference
Specific Conductance (µS/cm)	4,490	4369.7	14.40	± 10% of standard	EPA 2023
pH (SU)	4.00	3.97	14.42	± 0.1	GWMP
pH (SU)	7.00	6.96	14.43	± 0.1	GWMP
pH (SU)	10.00	10.01	14.42	± 0.1	GWMP
D.O. (%)	N/A	97.53	14.41	± 10%	NA
ORP (mV)	228.0	231.9	14.45	± 10	EPA 2023

	Standard	Calibration Value	Acceptance Criteria	Reference
Turbidity (NTU)	10	9.80	± 10% of standard	EPA 2023
	20	20.3		
	100	101		
	800	798		

Calibration Check					
Time Start	1600	Time Finish	1605		
Parameter	Standard	Calibration Value	Calibration Solution Temperature (°C)	Acceptance Criteria	Reference
Specific Conductance (µS/cm)	4,490	4433.3	17.88	± 10% of standard	EPA 2023
pH (SU)	4.00	4.02	17.89	± 0.1	GWMP
pH (SU)	7.00	6.98	17.92	± 0.1	GWMP
pH (SU)	10.00	9.93	18.13	± 0.1	GWMP

	Standard	Calibration Value	Acceptance Criteria	Reference
Turbidity (NTU)	10	10.2	± 10% of standard	EPA 2023
	20	19.8		
	100	104		
	800	798		

Notes:

Site Name: SCHERER

Calibrated By: M. WACHOB

Field Instrumentation Calibration Form

Date: 2/27/24

Field Conditions:

Instrument	Manufactuer/ Model	Serial Number
Water Quality Meter	Aqua Troll 400	850735
Turbidity Meter	Hach	23100D000373

Calibration Standard Information

Parameter	Standard	Lot #	Date of Expiration	Brand
Specific Conductance (µS/cm)	4,490	24000044	05/24	AIR
pH (SU)	4.00	24000044	05/24	↓
pH (SU)	7.00	2290139	04/24	
pH (SU)	10.00	22110130	04/24	
D.O. (%)	N/A			
ORP (mV)	228.0	24002258	06/24	↓

Calibration

Time Start

Time Finish

Parameter	Standard	Calibration Value	Calibration Solution Temperature (°C)	Acceptance Criteria	Reference
Specific Conductance (µS/cm)	4,490	~~4.01~~ 4550.0	17.01	± 10% of standard	EPA 2023
pH (SU)	4.00	4.01	17.1	± 0.1	GWMP
pH (SU)	7.00	6.92	17.23	± 0.1	GWMP
pH (SU)	10.00	9.99	17.34	± 0.1	GWMP
D.O. (%)	N/A	100.64	16.74	± 10%	NA
ORP (mV)	228.0	222.6	16.95	± 10	EPA 2023

	Standard	Calibration Value	Acceptance Criteria	Reference
Turbidity (NTU)	10	10.3	± 10% of standard	EPA 2023
	20	~~20.4~~ 19.9		
	100	~~100~~ 99.9		
	800	~~791~~ 784		

Calibration Check

Time Start

Time Finish

Parameter	Standard	Calibration Value	Calibration Solution Temperature (°C)	Acceptance Criteria	Reference
Specific Conductance (µS/cm)	4,490	4482	18.17	± 10% of standard	EPA 2023
pH (SU)	4.00	4.10	18.21	± 0.1	GWMP
pH (SU)	7.00	6.99	18.17	± 0.1	GWMP
pH (SU)	10.00	10.03	18.12	± 0.1	GWMP

	Standard	Calibration Value	Acceptance Criteria	Reference
Turbidity (NTU)	10	10.1	± 10% of standard	EPA 2023
	20	19.5		
	100	99.0		
	800	787		

Notes:

4.01 6.92 9.99 100.64

17.1 17.23 17.34 16.74

20.4 100 791

10.3 19.9 99.9 784

4.09

19.32

10.1 19.5 99.0 787

4.13 7.11 10.12

18.43 18.34 18.18

4.10 6.99 10.03

18.21 18.17 18.12

Site Name: SCHERER

Field Instrumentation Calibration Form

Date: 2/28/24

Calibrated By: M. WACHOB

Field Conditions:

Instrument	Manufactuer/ Model	Serial Number
Water Quality Meter	Aqua Troll 400	850735
Turbidity Meter	Hach	23100000373

Calibration Standard Information				
Parameter	Standard	Lot #	Date of Expiration	Brand
Specific Conductance (µS/cm)	4,490	24000 44	05/24	ATR
pH (SU)	4.00	24000044	05/24	↓
pH (SU)	7.00	2290139	04/24	
pH (SU)	10.00	22110130	04/24	
D.O. (%)	N/A			
ORP (mV)	228.0	24002258	06/24	

Calibration					
Time Start		Time Finish			
Parameter	Standard	Calibration Value	Calibration Solution Temperature (°C)	Acceptance Criteria	Reference
Specific Conductance (µS/cm)	4,490	4,096	17.81	± 10% of standard	EPA 2023
pH (SU)	4.00	3.98	17.65	± 0.1	GWMP
pH (SU)	7.00	6.94	17.80	± 0.1	GWMP
pH (SU)	10.00	10.00	17.81	± 0.1	GWMP
D.O. (%)	N/A	98.48	17.79	± 10%	NA
ORP (mV)	228.0	225.9	17.81	± 10	EPA 2023

	Standard	Calibration Value	Acceptance Criteria	Reference
Turbidity (NTU)	10	9.96	± 10% of standard	EPA 2023
	20	20.2		
	100	99.7		
	800	804		

Calibration Check					
Time Start 1500		Time Finish			
Parameter	Standard	Calibration Value	Calibration Solution Temperature (°C)	Acceptance Criteria	Reference
Specific Conductance (µS/cm)	4,490	4350.3	22.40	± 10% of standard	EPA 2023
pH (SU)	4.00	4.06	22.40	± 0.1	GWMP
pH (SU)	7.00	7.07	22.36	± 0.1	GWMP
pH (SU)	10.00	10.01	22.01	± 0.1	GWMP

	Standard	Calibration Value	Acceptance Criteria	Reference
Turbidity (NTU)	10	9.98	± 10% of standard	EPA 2023
	20	19.80		
	100	97.9		
	800	795		

Notes: 3.98 3.98 6.94 10.00 225.9 4,096 98.48%
17.48 17.65 17.80 17.81 17.81 17.81 17.79

10 20 100 800
9.96 20.2 99.7 804

10 20 100 800
9.98 19.8 97.9 795

4.09 10.07
21.86 21.64

4.06 7.07 10.01
22.40 22.36 22.01

Site Name: SCHERER

Calibrated By: M.WACHOB

Field Instrumentation Calibration Form

Date: 2/29/24

Field Conditions:

Instrument	Manufactuer/ Model	Serial Number
Water Quality Meter	Aqua Troll 400	850737
Turbidity Meter	Hach	23[illegible]000373

Calibration Standard Information

Parameter	Standard	Lot #	Date of Expiration	Brand
Specific Conductance (µS/cm)	4,490	24000044	05/24	AIR
pH (SU)	4.00	24000044	06/24	
pH (SU)	7.00	22[illegible]0139	04/24	
pH (SU)	10.00	22110130	04/24	
D.O. (%)	N/A			
ORP (mV)	228.0	24002258	06/24	

Calibration

Time Start

Time Finish

Parameter	Standard	Calibration Value	Calibration Solution Temperature (°C)	Acceptance Criteria	Reference
Specific Conductance (µS/cm)	4,490	4371.8	16.11	± 10% of standard	EPA 2023
pH (SU)	4.00	3.99	16.00	± 0.1	GWMP
pH (SU)	7.00	6.99	16.02	± 0.1	GWMP
pH (SU)	10.00	10.01	16.02	± 0.1	GWMP
D.O. (%)	N/A	99.67	14.68	± 10%	NA
ORP (mV)	228.0	237.6	15.93	± 10	EPA 2023

	Standard	Calibration Value	Acceptance Criteria	Reference
Turbidity (NTU)	10	10.0	± 10% of standard	EPA 2023
	20	19.5		
	100	100.0		
	800	795.0		

Calibration Check

Time Start

Time Finish

Parameter	Standard	Calibration Value	Calibration Solution Temperature (°C)	Acceptance Criteria	Reference
Specific Conductance (µS/cm)	4,490	~~4557~~ 4462.6	16.96	± 10% of standard	EPA 2023
pH (SU)	4.00	4.02	16.23	± 0.1	GWMP
pH (SU)	7.00	7.09	16.47	± 0.1	GWMP
pH (SU)	10.00	10.01	16.02	± 0.1	GWMP

	Standard	Calibration Value	Acceptance Criteria	Reference
Turbidity (NTU)	10	10.9	± 10% of standard	EPA 2023
	20	19.9		
	100	101.0		
	800	810.0		

Notes: 3.99 6.99 10.01 4371.8 ~~2580~~ 237.6 99.67

16.00 16.02 16.02 16.11 ~~15.85~~ 15.93 14.68

9.82 20.4 102 808

10.0 19.5 100 795

4.02 7.01 9.87 ✗

16.75 16.37 15.75

10.9 19.9 101 810 ✓

4.02 7.09 10.01

16.23 16.47 16.02

Appendix C

Groundwater Analytical Results

eurofins | Environment Testing

ANALYTICAL REPORT

PREPARED FOR

Attn: Joju Abraham
Southern Company
241 Ralph McGill Blvd SE
B10185
Atlanta, Georgia 30308

Generated 3/7/2024 8:20:46 AM

JOB DESCRIPTION

CCR - Plant Scherer Temporary Wells

JOB NUMBER

680-247251-1

Eurofins Savannah
5102 LaRoche Avenue
Savannah GA 31404

See page two for job notes and contact information.

my EOL

Eurofins Savannah

Job Notes

This report may not be reproduced except in full, and with written approval from the laboratory. The results relate only to the samples tested. For questions please contact the Project Manager at the e-mail address or telephone number listed on this page.

The test results in this report relate only to the samples as received by the laboratory and will meet all requirements of the methodology, with any exceptions noted. This report shall not be reproduced except in full, without the express written approval of the laboratory. All questions should be directed to the Eurofins Environment Testing Southeast, LLC Project Manager.

Authorization

Generated
3/7/2024 8:20:46 AM

Authorized for release by
David Fuller, Project Manager
David.Fuller@et.eurofinsus.com
(770)344-8986

Definitions/Glossary

Client: Southern Company
Project/Site: CCR - Plant Scherer Temporary Wells

Job ID: 680-247251-1

Qualifiers

HPLC/IC

Qualifier	Qualifier Description
J	Result is less than the RL but greater than or equal to the MDL and the concentration is an approximate value.

Metals

Qualifier	Qualifier Description
J	Result is less than the RL but greater than or equal to the MDL and the concentration is an approximate value.

General Chemistry

Qualifier	Qualifier Description
J	Result is less than the RL but greater than or equal to the MDL and the concentration is an approximate value.

Glossary

Abbreviation	These commonly used abbreviations may or may not be present in this report.
¤	Listed under the "D" column to designate that the result is reported on a dry weight basis
%R	Percent Recovery
CFL	Contains Free Liquid
CFU	Colony Forming Unit
CNF	Contains No Free Liquid
DER	Duplicate Error Ratio (normalized absolute difference)
Dil Fac	Dilution Factor
DL	Detection Limit (DoD/DOE)
DL, RA, RE, IN	Indicates a Dilution, Re-analysis, Re-extraction, or additional Initial metals/anion analysis of the sample
DLC	Decision Level Concentration (Radiochemistry)
EDL	Estimated Detection Limit (Dioxin)
LOD	Limit of Detection (DoD/DOE)
LOQ	Limit of Quantitation (DoD/DOE)
MCL	EPA recommended "Maximum Contaminant Level"
MDA	Minimum Detectable Activity (Radiochemistry)
MDC	Minimum Detectable Concentration (Radiochemistry)
MDL	Method Detection Limit
ML	Minimum Level (Dioxin)
MPN	Most Probable Number
MQL	Method Quantitation Limit
NC	Not Calculated
ND	Not Detected at the reporting limit (or MDL or EDL if shown)
NEG	Negative / Absent
POS	Positive / Present
PQL	Practical Quantitation Limit
PRES	Presumptive
QC	Quality Control
RER	Relative Error Ratio (Radiochemistry)
RL	Reporting Limit or Requested Limit (Radiochemistry)
RPD	Relative Percent Difference, a measure of the relative difference between two points
TEF	Toxicity Equivalent Factor (Dioxin)
TEQ	Toxicity Equivalent Quotient (Dioxin)
TNTC	Too Numerous To Count

Sample Summary

Client: Southern Company
Project/Site: CCR - Plant Scherer Temporary Wells

Job ID: 680-247251-1

Lab Sample ID	Client Sample ID	Matrix	Collected	Received
680-247251-1	SCH-TW-18C	Water	02/27/24 13:20	02/28/24 11:15
680-247251-2	SCH-AP1-FD-11	Water	02/27/24 00:00	02/28/24 11:15
680-247251-3	SCH-TW-18A	Water	02/27/24 11:12	02/28/24 11:15

Job Narrative
680-247251-1

Analytical test results meet all requirements of the associated regulatory program listed on the Accreditation/Certification Summary Page unless otherwise noted under the individual analysis. Data qualifiers are applied to indicate exceptions. Noncompliant quality control (QC) is further explained in narrative comments.

- Matrix QC may not be reported if insufficient sample or site-specific QC samples were not submitted. In these situations, to demonstrate precision and accuracy at a batch level, a LCS/LCSD may be performed, unless otherwise specified in the method.
- Surrogate and/or isotope dilution analyte recoveries (if applicable) which are outside of the QC window are confirmed unless attributed to a dilution or otherwise noted in the narrative.

Receipt
The samples were received on 2/28/2024 11:15 AM. Unless otherwise noted below, the samples arrived in good condition, and, where required, properly preserved and on ice. The temperature of the cooler at receipt time was 3.7°C.

HPLC/IC
No additional analytical or quality issues were noted, other than those described above or in the Definitions/ Glossary page.

Metals
No additional analytical or quality issues were noted, other than those described above or in the Definitions/ Glossary page.

General Chemistry
Method 2540C: A lesser volume of sample was used for the following samples due to the nature of the sample matrix resulting in elevated reporting limits: SCH-TW-18C (680-247251-1), SCH-AP1-FD-11 (680-247251-2) and SCH-TW-18A (680-247251-3).

No additional analytical or quality issues were noted, other than those described above or in the Definitions/ Glossary page.

Client Sample Results

Client: Southern Company
Project/Site: CCR - Plant Scherer Temporary Wells

Job ID: 680-247251-1

Client Sample ID: SCH-TW-18C

Lab Sample ID: 680-247251-1
Date Collected: 02/27/24 13:20
Matrix: Water
Date Received: 02/28/24 11:15

Method: EPA 300.0 - Anions, Ion Chromatography

Analyte	Result	Qualifier	RL	MDL	Unit	D	Prepared	Analyzed	Dil Fac
Chloride	10		10	2.0	mg/L			03/05/24 18:07	10
Fluoride	<2.0		4.0	2.0	mg/L			03/05/24 18:07	10
Sulfate	910		10	5.0	mg/L			03/05/24 18:07	10

Method: SW846 6020B - Metals (ICP/MS) - Total Recoverable

Analyte	Result	Qualifier	RL	MDL	Unit	D	Prepared	Analyzed	Dil Fac
Boron	6.6		0.080	0.022	mg/L		02/29/24 05:51	02/29/24 15:36	1
Calcium	87		0.50	0.14	mg/L		02/29/24 05:51	02/29/24 15:36	1
Cobalt	0.0035		0.0025	0.00022	mg/L		02/29/24 05:51	02/29/24 15:36	1
Iron	0.17		0.10	0.012	mg/L		02/29/24 05:51	02/29/24 15:36	1
Magnesium	41		0.50	0.023	mg/L		02/29/24 05:51	02/29/24 15:36	1
Manganese	0.32		0.0050	0.0022	mg/L		02/29/24 05:51	02/29/24 15:36	1
Potassium	3.5		0.50	0.044	mg/L		02/29/24 05:51	02/29/24 15:36	1
Sodium	240		0.50	0.20	mg/L		02/29/24 05:51	02/29/24 15:36	1

Method: SW846 6020B - Metals (ICP/MS) - Dissolved

Analyte	Result	Qualifier	RL	MDL	Unit	D	Prepared	Analyzed	Dil Fac
Cobalt, Dissolved	0.0029		0.0025	0.00022	mg/L		02/29/24 07:04	02/29/24 17:26	1

General Chemistry

Analyte	Result	Qualifier	RL	MDL	Unit	D	Prepared	Analyzed	Dil Fac
Total Alkalinity as CaCO3 to pH 4.5 (SM 2320B-2011)	7.4		5.0	2.2	mg/L			02/29/24 23:48	1
Bicarbonate Alkalinity as CaCO3 (SM 2320B-2011)	7.4		5.0	5.0	mg/L			02/29/24 23:48	1
Carbonate Alkalinity as CaCO3 (SM 2320B-2011)	<5.0		5.0	5.0	mg/L			02/29/24 23:48	1
Total Dissolved Solids (SM 2540C-2011)	1100		20	20	mg/L			02/29/24 16:15	1
Sulfide (SW846 9034)	<10		10	10	mg/L		02/29/24 11:20	02/29/24 13:36	1

Client Sample ID: SCH-AP1-FD-11

Lab Sample ID: 680-247251-2
Date Collected: 02/27/24 00:00
Matrix: Water
Date Received: 02/28/24 11:15

Method: EPA 300.0 - Anions, Ion Chromatography

Analyte	Result	Qualifier	RL	MDL	Unit	D	Prepared	Analyzed	Dil Fac
Chloride	11		10	2.0	mg/L			03/05/24 18:24	10
Fluoride	<2.0		4.0	2.0	mg/L			03/05/24 18:24	10
Sulfate	930		10	5.0	mg/L			03/05/24 18:24	10

Method: SW846 6020B - Metals (ICP/MS) - Total Recoverable

Analyte	Result	Qualifier	RL	MDL	Unit	D	Prepared	Analyzed	Dil Fac
Boron	6.9		0.080	0.022	mg/L		02/29/24 05:51	02/29/24 15:45	1
Calcium	89		0.50	0.14	mg/L		02/29/24 05:51	02/29/24 15:45	1
Cobalt	0.0035		0.0025	0.00022	mg/L		02/29/24 05:51	02/29/24 15:45	1
Iron	0.16		0.10	0.012	mg/L		02/29/24 05:51	02/29/24 15:45	1
Magnesium	42		0.50	0.023	mg/L		02/29/24 05:51	02/29/24 15:45	1
Manganese	0.32		0.0050	0.0022	mg/L		02/29/24 05:51	02/29/24 15:45	1
Potassium	3.6		0.50	0.044	mg/L		02/29/24 05:51	02/29/24 15:45	1
Sodium	250		0.50	0.20	mg/L		02/29/24 05:51	02/29/24 15:45	1

Client Sample Results

Client: Southern Company
Project/Site: CCR - Plant Scherer Temporary Wells

Job ID: 680-247251-1

Client Sample ID: SCH-AP1-FD-11

Lab Sample ID: 680-247251-2
Date Collected: 02/27/24 00:00
Matrix: Water
Date Received: 02/28/24 11:15

Method: SW846 6020B - Metals (ICP/MS) - Dissolved

Analyte	Result	Qualifier	RL	MDL	Unit	D	Prepared	Analyzed	Dil Fac
Cobalt, Dissolved	0.0031		0.0025	0.00022	mg/L		02/29/24 07:04	02/29/24 17:38	1

General Chemistry

Analyte	Result	Qualifier	RL	MDL	Unit	D	Prepared	Analyzed	Dil Fac
Total Alkalinity as CaCO3 to pH 4.5 (SM 2320B-2011)	7.7		5.0	2.2	mg/L			02/29/24 23:34	1
Bicarbonate Alkalinity as CaCO3 (SM 2320B-2011)	7.7		5.0	5.0	mg/L			02/29/24 23:34	1
Carbonate Alkalinity as CaCO3 (SM 2320B-2011)	<5.0		5.0	5.0	mg/L			02/29/24 23:34	1
Total Dissolved Solids (SM 2540C-2011)	1100		20	20	mg/L			03/01/24 11:06	1
Sulfide (SW846 9034)	<10		10	10	mg/L		02/29/24 11:20	02/29/24 13:36	1

Client Sample ID: SCH-TW-18A

Lab Sample ID: 680-247251-3
Date Collected: 02/27/24 11:12
Matrix: Water
Date Received: 02/28/24 11:15

Method: EPA 300.0 - Anions, Ion Chromatography

Analyte	Result	Qualifier	RL	MDL	Unit	D	Prepared	Analyzed	Dil Fac
Chloride	9.3	J	10	2.0	mg/L			03/05/24 20:56	10
Fluoride	<2.0		4.0	2.0	mg/L			03/05/24 20:56	10
Sulfate	960		10	5.0	mg/L			03/05/24 20:56	10

Method: SW846 6020B - Metals (ICP/MS) - Total Recoverable

Analyte	Result	Qualifier	RL	MDL	Unit	D	Prepared	Analyzed	Dil Fac
Boron	6.4		0.080	0.022	mg/L		02/29/24 05:51	02/29/24 15:40	1
Calcium	49		0.50	0.14	mg/L		02/29/24 05:51	02/29/24 15:40	1
Cobalt	0.0071		0.0025	0.00022	mg/L		02/29/24 05:51	02/29/24 15:40	1
Iron	0.049	J	0.10	0.012	mg/L		02/29/24 05:51	02/29/24 15:40	1
Magnesium	23		0.50	0.023	mg/L		02/29/24 05:51	02/29/24 15:40	1
Manganese	0.35		0.0050	0.0022	mg/L		02/29/24 05:51	02/29/24 15:40	1
Potassium	3.4		0.50	0.044	mg/L		02/29/24 05:51	02/29/24 15:40	1
Sodium	330		0.50	0.20	mg/L		02/29/24 05:51	02/29/24 15:40	1

Method: SW846 6020B - Metals (ICP/MS) - Dissolved

Analyte	Result	Qualifier	RL	MDL	Unit	D	Prepared	Analyzed	Dil Fac
Cobalt, Dissolved	0.0068		0.0025	0.00022	mg/L		02/29/24 07:04	02/29/24 17:42	1

General Chemistry

Analyte	Result	Qualifier	RL	MDL	Unit	D	Prepared	Analyzed	Dil Fac
Total Alkalinity as CaCO3 to pH 4.5 (SM 2320B-2011)	4.1	J	5.0	2.2	mg/L			02/29/24 23:41	1
Bicarbonate Alkalinity as CaCO3 (SM 2320B-2011)	<5.0		5.0	5.0	mg/L			02/29/24 23:41	1
Carbonate Alkalinity as CaCO3 (SM 2320B-2011)	<5.0		5.0	5.0	mg/L			02/29/24 23:41	1
Total Dissolved Solids (SM 2540C-2011)	1200		20	20	mg/L			03/01/24 11:06	1
Sulfide (SW846 9034)	<10		10	10	mg/L		02/29/24 11:20	02/29/24 13:36	1

QC Sample Results

Client: Southern Company
Project/Site: CCR - Plant Scherer Temporary Wells

Job ID: 680-247251-1

Method: 300.0 - Anions, Ion Chromatography

Lab Sample ID: MB 670-79096/37
Matrix: Water
Analysis Batch: 79096

Client Sample ID: Method Blank
Prep Type: Total/NA

Analyte	MB Result	MB Qualifier	RL	MDL	Unit	D	Prepared	Analyzed	Dil Fac
Chloride	<0.20		1.0	0.20	mg/L			03/05/24 19:49	1
Fluoride	<0.20		0.40	0.20	mg/L			03/05/24 19:49	1
Sulfate	<0.50		1.0	0.50	mg/L			03/05/24 19:49	1

Lab Sample ID: MB 670-79096/6
Matrix: Water
Analysis Batch: 79096

Client Sample ID: Method Blank
Prep Type: Total/NA

Analyte	MB Result	MB Qualifier	RL	MDL	Unit	D	Prepared	Analyzed	Dil Fac
Chloride	<0.20		1.0	0.20	mg/L			03/05/24 10:33	1
Fluoride	<0.20		0.40	0.20	mg/L			03/05/24 10:33	1
Sulfate	<0.50		1.0	0.50	mg/L			03/05/24 10:33	1

Lab Sample ID: LCS 670-79096/35
Matrix: Water
Analysis Batch: 79096

Client Sample ID: Lab Control Sample
Prep Type: Total/NA

Analyte	Spike Added	LCS Result	LCS Qualifier	Unit	D	%Rec	%Rec Limits
Chloride	4.00	3.99		mg/L		100	90 - 110
Fluoride	4.00	4.09		mg/L		102	90 - 110
Sulfate	4.00	4.01		mg/L		100	90 - 110

Lab Sample ID: LCS 670-79096/4
Matrix: Water
Analysis Batch: 79096

Client Sample ID: Lab Control Sample
Prep Type: Total/NA

Analyte	Spike Added	LCS Result	LCS Qualifier	Unit	D	%Rec	%Rec Limits
Chloride	4.00	3.99		mg/L		100	90 - 110
Fluoride	4.00	4.07		mg/L		102	90 - 110
Sulfate	4.00	3.99		mg/L		100	90 - 110

Lab Sample ID: LCSD 670-79096/36
Matrix: Water
Analysis Batch: 79096

Client Sample ID: Lab Control Sample Dup
Prep Type: Total/NA

Analyte	Spike Added	LCSD Result	LCSD Qualifier	Unit	D	%Rec	%Rec Limits	RPD	RPD Limit
Chloride	4.00	3.99		mg/L		100	90 - 110	0	20
Fluoride	4.00	4.08		mg/L		102	90 - 110	0	20
Sulfate	4.00	3.99		mg/L		100	90 - 110	0	20

Lab Sample ID: LCSD 670-79096/5
Matrix: Water
Analysis Batch: 79096

Client Sample ID: Lab Control Sample Dup
Prep Type: Total/NA

Analyte	Spike Added	LCSD Result	LCSD Qualifier	Unit	D	%Rec	%Rec Limits	RPD	RPD Limit
Chloride	4.00	3.99		mg/L		100	90 - 110	0	20
Fluoride	4.00	4.08		mg/L		102	90 - 110	0	20
Sulfate	4.00	3.98		mg/L		100	90 - 110	0	20

Method: 300.0 - Anions, Ion Chromatography (Continued)

Lab Sample ID: 680-247150-C-15 MS
Matrix: Water
Analysis Batch: 79096

Client Sample ID: Matrix Spike
Prep Type: Total/NA

Analyte	Sample Result	Sample Qualifier	Spike Added	MS Result	MS Qualifier	Unit	D	%Rec	%Rec Limits
Chloride	0.22	J	5.00	5.34		mg/L		102	80 - 120
Fluoride	<0.20		5.00	5.45		mg/L		109	80 - 120
Sulfate	<0.50		5.00	5.46		mg/L		109	80 - 120

Lab Sample ID: 680-247150-C-15 MSD
Matrix: Water
Analysis Batch: 79096

Client Sample ID: Matrix Spike Duplicate
Prep Type: Total/NA

Analyte	Sample Result	Sample Qualifier	Spike Added	MSD Result	MSD Qualifier	Unit	D	%Rec	%Rec Limits	RPD	RPD Limit
Chloride	0.22	J	5.00	5.35		mg/L		103	80 - 120	0	20
Fluoride	<0.20		5.00	5.44		mg/L		109	80 - 120	0	20
Sulfate	<0.50		5.00	5.47		mg/L		109	80 - 120	0	20

Lab Sample ID: 680-247265-H-4 MS
Matrix: Water
Analysis Batch: 79096

Client Sample ID: Matrix Spike
Prep Type: Total/NA

Analyte	Sample Result	Sample Qualifier	Spike Added	MS Result	MS Qualifier	Unit	D	%Rec	%Rec Limits
Chloride	<0.20		5.00	5.44		mg/L		109	80 - 120
Fluoride	<0.20		5.00	5.55		mg/L		111	80 - 120
Sulfate	<0.50		5.00	5.56		mg/L		111	80 - 120

Lab Sample ID: 680-247265-H-4 MSD
Matrix: Water
Analysis Batch: 79096

Client Sample ID: Matrix Spike Duplicate
Prep Type: Total/NA

Analyte	Sample Result	Sample Qualifier	Spike Added	MSD Result	MSD Qualifier	Unit	D	%Rec	%Rec Limits	RPD	RPD Limit
Chloride	<0.20		5.00	5.54		mg/L		111	80 - 120	2	20
Fluoride	<0.20		5.00	5.55		mg/L		111	80 - 120	0	20
Sulfate	<0.50		5.00	5.59		mg/L		112	80 - 120	0	20

Method: 6020B - Metals (ICP/MS)

Lab Sample ID: MB 680-825073/1-A
Matrix: Water
Analysis Batch: 825444

Client Sample ID: Method Blank
Prep Type: Total Recoverable
Prep Batch: 825073

Analyte	MB Result	MB Qualifier	RL	MDL	Unit	D	Prepared	Analyzed	Dil Fac
Boron	<0.022		0.080	0.022	mg/L		02/29/24 05:51	03/01/24 11:49	1
Calcium	<0.14		0.50	0.14	mg/L		02/29/24 05:51	03/01/24 11:49	1
Cobalt	<0.00022		0.0025	0.00022	mg/L		02/29/24 05:51	03/01/24 11:49	1
Iron	<0.012		0.10	0.012	mg/L		02/29/24 05:51	03/01/24 11:49	1
Magnesium	<0.023		0.50	0.023	mg/L		02/29/24 05:51	03/01/24 11:49	1
Manganese	<0.0022		0.0050	0.0022	mg/L		02/29/24 05:51	03/01/24 11:49	1
Potassium	<0.044		0.50	0.044	mg/L		02/29/24 05:51	03/01/24 11:49	1
Sodium	<0.20		0.50	0.20	mg/L		02/29/24 05:51	03/01/24 11:49	1

Method: 6020B - Metals (ICP/MS) (Continued)

Lab Sample ID: LCS 680-825073/2-A
Client Sample ID: Lab Control Sample
Matrix: Water
Prep Type: Total Recoverable
Analysis Batch: 825444
Prep Batch: 825073

Analyte	Spike Added	LCS Result	LCS Qualifier	Unit	D	%Rec	%Rec Limits
Boron	0.400	0.434		mg/L		109	80 - 120
Calcium	5.00	5.42		mg/L		108	80 - 120
Cobalt	0.0500	0.0577		mg/L		115	80 - 120
Iron	4.99	5.48		mg/L		110	80 - 120
Magnesium	5.00	5.30		mg/L		106	80 - 120
Manganese	0.400	0.419		mg/L		105	80 - 120
Potassium	7.00	8.16		mg/L		117	80 - 120
Sodium	5.03	5.02		mg/L		100	80 - 120

Lab Sample ID: MB 680-825079/1-A
Client Sample ID: Method Blank
Matrix: Water
Prep Type: Total Recoverable
Analysis Batch: 825444
Prep Batch: 825079

Analyte	MB Result	MB Qualifier	RL	MDL	Unit	D	Prepared	Analyzed	Dil Fac
Cobalt, Dissolved	<0.00022		0.0025	0.00022	mg/L		02/29/24 07:04	03/01/24 11:53	1

Lab Sample ID: LCS 680-825079/2-A
Client Sample ID: Lab Control Sample
Matrix: Water
Prep Type: Total Recoverable
Analysis Batch: 825444
Prep Batch: 825079

Analyte	Spike Added	LCS Result	LCS Qualifier	Unit	D	%Rec	%Rec Limits
Cobalt, Dissolved	0.0500	0.0534		mg/L		107	80 - 120

Lab Sample ID: 680-247251-1 MS
Client Sample ID: SCH-TW-18C
Matrix: Water
Prep Type: Dissolved
Analysis Batch: 825444
Prep Batch: 825079

Analyte	Sample Result	Sample Qualifier	Spike Added	MS Result	MS Qualifier	Unit	D	%Rec	%Rec Limits
Cobalt, Dissolved	0.0029		0.0500	0.0576		mg/L		109	75 - 125

Lab Sample ID: 680-247251-1 MSD
Client Sample ID: SCH-TW-18C
Matrix: Water
Prep Type: Dissolved
Analysis Batch: 825444
Prep Batch: 825079

Analyte	Sample Result	Sample Qualifier	Spike Added	MSD Result	MSD Qualifier	Unit	D	%Rec	%Rec Limits	RPD	RPD Limit
Cobalt, Dissolved	0.0029		0.0500	0.0576		mg/L		109	75 - 125	0	20

Method: 2320B-2011 - Alkalinity, Total

Lab Sample ID: MB 680-825383/4
Client Sample ID: Method Blank
Matrix: Water
Prep Type: Total/NA
Analysis Batch: 825383

Analyte	MB Result	MB Qualifier	RL	MDL	Unit	D	Prepared	Analyzed	Dil Fac
Total Alkalinity as CaCO3 to pH 4.5	<2.2		5.0	2.2	mg/L			02/29/24 22:17	1
Bicarbonate Alkalinity as CaCO3	<5.0		5.0	5.0	mg/L			02/29/24 22:17	1
Carbonate Alkalinity as CaCO3	<5.0		5.0	5.0	mg/L			02/29/24 22:17	1

Method: 2320B-2011 - Alkalinity, Total (Continued)

Lab Sample ID: LCS 680-825383/6 — **Client Sample ID: Lab Control Sample**
Matrix: Water — **Prep Type: Total/NA**
Analysis Batch: 825383

Analyte			Spike Added	LCS Result	LCS Qualifier	Unit	D	%Rec	%Rec Limits		
Total Alkalinity as CaCO3 to pH 4.5			250	249		mg/L		100	90 - 112		

Lab Sample ID: LCSD 680-825383/31 — **Client Sample ID: Lab Control Sample Dup**
Matrix: Water — **Prep Type: Total/NA**
Analysis Batch: 825383

Analyte			Spike Added	LCSD Result	LCSD Qualifier	Unit	D	%Rec	%Rec Limits	RPD	RPD Limit
Total Alkalinity as CaCO3 to pH 4.5			250	251		mg/L		100	90 - 112	1	30

Lab Sample ID: 680-247203-G-3 DU — **Client Sample ID: Duplicate**
Matrix: Water — **Prep Type: Total/NA**
Analysis Batch: 825383

Analyte	Sample Result	Sample Qualifier		DU Result	DU Qualifier	Unit	D			RPD	RPD Limit
Total Alkalinity as CaCO3 to pH 4.5	74			74.2		mg/L				0.2	30
Bicarbonate Alkalinity as CaCO3	74			74.2		mg/L				0.2	30
Carbonate Alkalinity as CaCO3	<5.0			<5.0		mg/L				NC	30

Method: 2540C-2011 - Total Dissolved Solids (Dried at 180 °C)

Lab Sample ID: MB 680-825280/1 — **Client Sample ID: Method Blank**
Matrix: Water — **Prep Type: Total/NA**
Analysis Batch: 825280

Analyte	MB Result	MB Qualifier	RL	MDL	Unit	D	Prepared	Analyzed	Dil Fac
Total Dissolved Solids	<5.0		5.0	5.0	mg/L			02/29/24 16:15	1

Lab Sample ID: LCS 680-825280/2 — **Client Sample ID: Lab Control Sample**
Matrix: Water — **Prep Type: Total/NA**
Analysis Batch: 825280

Analyte			Spike Added	LCS Result	LCS Qualifier	Unit	D	%Rec	%Rec Limits		
Total Dissolved Solids			2410	2430		mg/L		101	80 - 120		

Lab Sample ID: LCSD 680-825280/3 — **Client Sample ID: Lab Control Sample Dup**
Matrix: Water — **Prep Type: Total/NA**
Analysis Batch: 825280

Analyte			Spike Added	LCSD Result	LCSD Qualifier	Unit	D	%Rec	%Rec Limits	RPD	RPD Limit
Total Dissolved Solids			2410	2430		mg/L		101	80 - 120	0	25

Lab Sample ID: 680-247251-1 DU — **Client Sample ID: SCH-TW-18C**
Matrix: Water — **Prep Type: Total/NA**
Analysis Batch: 825280

Analyte	Sample Result	Sample Qualifier		DU Result	DU Qualifier	Unit	D			RPD	RPD Limit
Total Dissolved Solids	1100			1150		mg/L				0.5	5

Method: 2540C-2011 - Total Dissolved Solids (Dried at 180 °C) (Continued)

Lab Sample ID: MB 680-825405/1 — **Client Sample ID: Method Blank**
Matrix: Water — **Prep Type: Total/NA**
Analysis Batch: 825405

Analyte	MB Result	MB Qualifier	RL	MDL	Unit	D	Prepared	Analyzed	Dil Fac
Total Dissolved Solids	<5.0		5.0	5.0	mg/L			03/01/24 11:06	1

Lab Sample ID: LCS 680-825405/2 — **Client Sample ID: Lab Control Sample**
Matrix: Water — **Prep Type: Total/NA**
Analysis Batch: 825405

Analyte	Spike Added	LCS Result	LCS Qualifier	Unit	D	%Rec	%Rec Limits
Total Dissolved Solids	2410	2410		mg/L		100	80 - 120

Lab Sample ID: LCSD 680-825405/3 — **Client Sample ID: Lab Control Sample Dup**
Matrix: Water — **Prep Type: Total/NA**
Analysis Batch: 825405

Analyte	Spike Added	LCSD Result	LCSD Qualifier	Unit	D	%Rec	%Rec Limits	RPD	RPD Limit
Total Dissolved Solids	2410	2430		mg/L		101	80 - 120	1	25

Lab Sample ID: 680-247251-3 DU — **Client Sample ID: SCH-TW-18A**
Matrix: Water — **Prep Type: Total/NA**
Analysis Batch: 825405

Analyte	Sample Result	Sample Qualifier	DU Result	DU Qualifier	Unit	D	RPD	RPD Limit
Total Dissolved Solids	1200		1230		mg/L		2	5

Method: 9034 - Sulfide, Acid Soluble and Insoluble (Titrimetric)

Lab Sample ID: MB 680-825176/1-A — **Client Sample ID: Method Blank**
Matrix: Water — **Prep Type: Total/NA**
Analysis Batch: 825220 — **Prep Batch: 825176**

Analyte	MB Result	MB Qualifier	RL	MDL	Unit	D	Prepared	Analyzed	Dil Fac
Sulfide	<10		10	10	mg/L		02/29/24 11:20	02/29/24 13:36	1

Lab Sample ID: LCS 680-825176/2-A — **Client Sample ID: Lab Control Sample**
Matrix: Water — **Prep Type: Total/NA**
Analysis Batch: 825220 — **Prep Batch: 825176**

Analyte	Spike Added	LCS Result	LCS Qualifier	Unit	D	%Rec	%Rec Limits
Sulfide	208	124		mg/L		60	50 - 150

Lab Sample ID: LCSD 680-825176/3-A — **Client Sample ID: Lab Control Sample Dup**
Matrix: Water — **Prep Type: Total/NA**
Analysis Batch: 825220 — **Prep Batch: 825176**

Analyte	Spike Added	LCSD Result	LCSD Qualifier	Unit	D	%Rec	%Rec Limits	RPD	RPD Limit
Sulfide	208	136		mg/L		65	50 - 150	9	50

Method: 9034 - Sulfide, Acid Soluble and Insoluble (Titrimetric) (Continued)

Lab Sample ID: 680-247251-1 MS
Client Sample ID: SCH-TW-18C
Matrix: Water
Prep Type: Total/NA
Analysis Batch: 825220
Prep Batch: 825176

Analyte	Sample Result	Sample Qualifier	Spike Added	MS Result	MS Qualifier	Unit	D	%Rec	%Rec Limits		
Sulfide	<10		208	117		mg/L		56	50 - 150		

Lab Sample ID: 680-247251-1 MSD
Client Sample ID: SCH-TW-18C
Matrix: Water
Prep Type: Total/NA
Analysis Batch: 825220
Prep Batch: 825176

Analyte	Sample Result	Sample Qualifier	Spike Added	MSD Result	MSD Qualifier	Unit	D	%Rec	%Rec Limits	RPD	RPD Limit
Sulfide	<10		208	116		mg/L		56	50 - 150	1	50

Lab Sample ID: 680-247135-F-1-B DU
Client Sample ID: Duplicate
Matrix: Water
Prep Type: Total/NA
Analysis Batch: 825220
Prep Batch: 825176

Analyte	Sample Result	Sample Qualifier		DU Result	DU Qualifier	Unit	D			RPD	RPD Limit
Sulfide	<10			<10		mg/L				NC	50

QC Association Summary

Client: Southern Company
Project/Site: CCR - Plant Scherer Temporary Wells

Job ID: 680-247251-1

HPLC/IC

Analysis Batch: 79096

Lab Sample ID	Client Sample ID	Prep Type	Matrix	Method	Prep Batch
680-247251-1	SCH-TW-18C	Total/NA	Water	300.0	
680-247251-2	SCH-AP1-FD-11	Total/NA	Water	300.0	
680-247251-3	SCH-TW-18A	Total/NA	Water	300.0	
MB 670-79096/37	Method Blank	Total/NA	Water	300.0	
MB 670-79096/6	Method Blank	Total/NA	Water	300.0	
LCS 670-79096/35	Lab Control Sample	Total/NA	Water	300.0	
LCS 670-79096/4	Lab Control Sample	Total/NA	Water	300.0	
LCSD 670-79096/36	Lab Control Sample Dup	Total/NA	Water	300.0	
LCSD 670-79096/5	Lab Control Sample Dup	Total/NA	Water	300.0	
680-247150-C-15 MS	Matrix Spike	Total/NA	Water	300.0	
680-247150-C-15 MSD	Matrix Spike Duplicate	Total/NA	Water	300.0	
680-247265-H-4 MS	Matrix Spike	Total/NA	Water	300.0	
680-247265-H-4 MSD	Matrix Spike Duplicate	Total/NA	Water	300.0	

Metals

Prep Batch: 825073

Lab Sample ID	Client Sample ID	Prep Type	Matrix	Method	Prep Batch
680-247251-1	SCH-TW-18C	Total Recoverable	Water	3005A	
680-247251-2	SCH-AP1-FD-11	Total Recoverable	Water	3005A	
680-247251-3	SCH-TW-18A	Total Recoverable	Water	3005A	
MB 680-825073/1-A	Method Blank	Total Recoverable	Water	3005A	
LCS 680-825073/2-A	Lab Control Sample	Total Recoverable	Water	3005A	

Prep Batch: 825079

Lab Sample ID	Client Sample ID	Prep Type	Matrix	Method	Prep Batch
680-247251-1	SCH-TW-18C	Dissolved	Water	3005A	
680-247251-2	SCH-AP1-FD-11	Dissolved	Water	3005A	
680-247251-3	SCH-TW-18A	Dissolved	Water	3005A	
MB 680-825079/1-A	Method Blank	Total Recoverable	Water	3005A	
LCS 680-825079/2-A	Lab Control Sample	Total Recoverable	Water	3005A	
680-247251-1 MS	SCH-TW-18C	Dissolved	Water	3005A	
680-247251-1 MSD	SCH-TW-18C	Dissolved	Water	3005A	

Analysis Batch: 825444

Lab Sample ID	Client Sample ID	Prep Type	Matrix	Method	Prep Batch
680-247251-1	SCH-TW-18C	Dissolved	Water	6020B	825079
680-247251-1	SCH-TW-18C	Total Recoverable	Water	6020B	825073
680-247251-2	SCH-AP1-FD-11	Dissolved	Water	6020B	825079
680-247251-2	SCH-AP1-FD-11	Total Recoverable	Water	6020B	825073
680-247251-3	SCH-TW-18A	Dissolved	Water	6020B	825079
680-247251-3	SCH-TW-18A	Total Recoverable	Water	6020B	825073
MB 680-825073/1-A	Method Blank	Total Recoverable	Water	6020B	825073
MB 680-825079/1-A	Method Blank	Total Recoverable	Water	6020B	825079
LCS 680-825073/2-A	Lab Control Sample	Total Recoverable	Water	6020B	825073
LCS 680-825079/2-A	Lab Control Sample	Total Recoverable	Water	6020B	825079
680-247251-1 MS	SCH-TW-18C	Dissolved	Water	6020B	825079
680-247251-1 MSD	SCH-TW-18C	Dissolved	Water	6020B	825079

QC Association Summary

Client: Southern Company
Project/Site: CCR - Plant Scherer Temporary Wells

Job ID: 680-247251-1

General Chemistry

Prep Batch: 825176

Lab Sample ID	Client Sample ID	Prep Type	Matrix	Method	Prep Batch
680-247251-1	SCH-TW-18C	Total/NA	Water	9030B	
680-247251-2	SCH-AP1-FD-11	Total/NA	Water	9030B	
680-247251-3	SCH-TW-18A	Total/NA	Water	9030B	
MB 680-825176/1-A	Method Blank	Total/NA	Water	9030B	
LCS 680-825176/2-A	Lab Control Sample	Total/NA	Water	9030B	
LCSD 680-825176/3-A	Lab Control Sample Dup	Total/NA	Water	9030B	
680-247251-1 MS	SCH-TW-18C	Total/NA	Water	9030B	
680-247251-1 MSD	SCH-TW-18C	Total/NA	Water	9030B	
680-247135-F-1-B DU	Duplicate	Total/NA	Water	9030B	

Analysis Batch: 825220

Lab Sample ID	Client Sample ID	Prep Type	Matrix	Method	Prep Batch
680-247251-1	SCH-TW-18C	Total/NA	Water	9034	825176
680-247251-2	SCH-AP1-FD-11	Total/NA	Water	9034	825176
680-247251-3	SCH-TW-18A	Total/NA	Water	9034	825176
MB 680-825176/1-A	Method Blank	Total/NA	Water	9034	825176
LCS 680-825176/2-A	Lab Control Sample	Total/NA	Water	9034	825176
LCSD 680-825176/3-A	Lab Control Sample Dup	Total/NA	Water	9034	825176
680-247251-1 MS	SCH-TW-18C	Total/NA	Water	9034	825176
680-247251-1 MSD	SCH-TW-18C	Total/NA	Water	9034	825176
680-247135-F-1-B DU	Duplicate	Total/NA	Water	9034	825176

Analysis Batch: 825280

Lab Sample ID	Client Sample ID	Prep Type	Matrix	Method	Prep Batch
680-247251-1	SCH-TW-18C	Total/NA	Water	2540C-2011	
MB 680-825280/1	Method Blank	Total/NA	Water	2540C-2011	
LCS 680-825280/2	Lab Control Sample	Total/NA	Water	2540C-2011	
LCSD 680-825280/3	Lab Control Sample Dup	Total/NA	Water	2540C-2011	
680-247251-1 DU	SCH-TW-18C	Total/NA	Water	2540C-2011	

Analysis Batch: 825383

Lab Sample ID	Client Sample ID	Prep Type	Matrix	Method	Prep Batch
680-247251-1	SCH-TW-18C	Total/NA	Water	2320B-2011	
680-247251-2	SCH-AP1-FD-11	Total/NA	Water	2320B-2011	
680-247251-3	SCH-TW-18A	Total/NA	Water	2320B-2011	
MB 680-825383/4	Method Blank	Total/NA	Water	2320B-2011	
LCS 680-825383/6	Lab Control Sample	Total/NA	Water	2320B-2011	
LCSD 680-825383/31	Lab Control Sample Dup	Total/NA	Water	2320B-2011	
680-247203-G-3 DU	Duplicate	Total/NA	Water	2320B-2011	

Analysis Batch: 825405

Lab Sample ID	Client Sample ID	Prep Type	Matrix	Method	Prep Batch
680-247251-2	SCH-AP1-FD-11	Total/NA	Water	2540C-2011	
680-247251-3	SCH-TW-18A	Total/NA	Water	2540C-2011	
MB 680-825405/1	Method Blank	Total/NA	Water	2540C-2011	
LCS 680-825405/2	Lab Control Sample	Total/NA	Water	2540C-2011	
LCSD 680-825405/3	Lab Control Sample Dup	Total/NA	Water	2540C-2011	
680-247251-3 DU	SCH-TW-18A	Total/NA	Water	2540C-2011	

Lab Chronicle

Client: Southern Company
Project/Site: CCR - Plant Scherer Temporary Wells

Job ID: 680-247251-1

Client Sample ID: SCH-TW-18C

Lab Sample ID: 680-247251-1
Date Collected: 02/27/24 13:20
Matrix: Water
Date Received: 02/28/24 11:15

Prep Type	Batch Type	Batch Method	Run	Dil Factor	Initial Amount	Final Amount	Batch Number	Prepared or Analyzed	Analyst	Lab
Total/NA	Analysis	300.0		10			79096	03/05/24 18:07	BR	EET ORL
	Instrument ID:	IC_004								
Dissolved	Prep	3005A			25 mL	125 mL	825079	02/29/24 07:04	RR	EET SAV
Dissolved	Analysis	6020B		1			825444	02/29/24 17:26	BWR	EET SAV
	Instrument ID:	ICPMSC								
Total Recoverable	Prep	3005A			25 mL	125 mL	825073	02/29/24 05:51	RR	EET SAV
Total Recoverable	Analysis	6020B		1			825444	02/29/24 15:36	BWR	EET SAV
	Instrument ID:	ICPMSC								
Total/NA	Analysis	2320B-2011		1			825383	02/29/24 23:48	PG	EET SAV
	Instrument ID:	MANTECH 2								
Total/NA	Analysis	2540C-2011		1	50 mL	200 mL	825280	02/29/24 16:15	PG	EET SAV
	Instrument ID:	NOEQUIP								
Total/NA	Prep	9030B			6 mL	6 mL	825176	02/29/24 11:20	JAS	EET SAV
Total/NA	Analysis	9034		1	6 mL	6 mL	825220	02/29/24 13:36	JAS	EET SAV
	Instrument ID:	NoEquip								

Client Sample ID: SCH-AP1-FD-11

Lab Sample ID: 680-247251-2
Date Collected: 02/27/24 00:00
Matrix: Water
Date Received: 02/28/24 11:15

Prep Type	Batch Type	Batch Method	Run	Dil Factor	Initial Amount	Final Amount	Batch Number	Prepared or Analyzed	Analyst	Lab
Total/NA	Analysis	300.0		10			79096	03/05/24 18:24	BR	EET ORL
	Instrument ID:	IC_004								
Dissolved	Prep	3005A			25 mL	125 mL	825079	02/29/24 07:04	RR	EET SAV
Dissolved	Analysis	6020B		1			825444	02/29/24 17:38	BWR	EET SAV
	Instrument ID:	ICPMSC								
Total Recoverable	Prep	3005A			25 mL	125 mL	825073	02/29/24 05:51	RR	EET SAV
Total Recoverable	Analysis	6020B		1			825444	02/29/24 15:45	BWR	EET SAV
	Instrument ID:	ICPMSC								
Total/NA	Analysis	2320B-2011		1			825383	02/29/24 23:34	PG	EET SAV
	Instrument ID:	MANTECH 2								
Total/NA	Analysis	2540C-2011		1	50 mL	200 mL	825405	03/01/24 11:06	PG	EET SAV
	Instrument ID:	NOEQUIP								
Total/NA	Prep	9030B			6 mL	6 mL	825176	02/29/24 11:20	JAS	EET SAV
Total/NA	Analysis	9034		1	6 mL	6 mL	825220	02/29/24 13:36	JAS	EET SAV
	Instrument ID:	NoEquip								

Client Sample ID: SCH-TW-18A

Lab Sample ID: 680-247251-3
Date Collected: 02/27/24 11:12
Matrix: Water
Date Received: 02/28/24 11:15

Prep Type	Batch Type	Batch Method	Run	Dil Factor	Initial Amount	Final Amount	Batch Number	Prepared or Analyzed	Analyst	Lab
Total/NA	Analysis	300.0		10			79096	03/05/24 20:56	BR	EET ORL
	Instrument ID:	IC_004								

Lab Chronicle

Client: Southern Company
Project/Site: CCR - Plant Scherer Temporary Wells

Job ID: 680-247251-1

Client Sample ID: SCH-TW-18A

Date Collected: 02/27/24 11:12
Date Received: 02/28/24 11:15

Lab Sample ID: 680-247251-3

Matrix: Water

Prep Type	Batch Type	Batch Method	Run	Dil Factor	Initial Amount	Final Amount	Batch Number	Prepared or Analyzed	Analyst	Lab
Dissolved	Prep	3005A			25 mL	125 mL	825079	02/29/24 07:04	RR	EET SAV
Dissolved	Analysis	6020B		1			825444	02/29/24 17:42	BWR	EET SAV
	Instrument ID:	ICPMSC								
Total Recoverable	Prep	3005A			25 mL	125 mL	825073	02/29/24 05:51	RR	EET SAV
Total Recoverable	Analysis	6020B		1			825444	02/29/24 15:40	BWR	EET SAV
	Instrument ID:	ICPMSC								
Total/NA	Analysis	2320B-2011		1			825383	02/29/24 23:41	PG	EET SAV
	Instrument ID:	MANTECH 2								
Total/NA	Analysis	2540C-2011		1	50 mL	200 mL	825405	03/01/24 11:06	PG	EET SAV
	Instrument ID:	NOEQUIP								
Total/NA	Prep	9030B			6 mL	6 mL	825176	02/29/24 11:20	JAS	EET SAV
Total/NA	Analysis	9034		1	6 mL	6 mL	825220	02/29/24 13:36	JAS	EET SAV
	Instrument ID:	NoEquip								

Laboratory References:

EET ORL = Eurofins Orlando, 481 Newburyport Avenue, Altamonte Springs, FL 32701, TEL (407)339-5984
EET SAV = Eurofins Savannah, 5102 LaRoche Avenue, Savannah, GA 31404, TEL (912)354-7858

Accreditation/Certification Summary

Client: Southern Company
Project/Site: CCR - Plant Scherer Temporary Wells

Job ID: 680-247251-1

Laboratory: Eurofins Savannah

The accreditations/certifications listed below are applicable to this report.

Authority	Program	Identification Number	Expiration Date
Florida	NELAP	E87052	06-30-24
Georgia	State	E87052	06-30-24

Laboratory: Eurofins Orlando

All accreditations/certifications held by this laboratory are listed. Not all accreditations/certifications are applicable to this report.

Authority	Program	Identification Number	Expiration Date
Alabama	State	42800	06-30-24
Arkansas (DW)	State	FL00091	06-30-24
Florida	NELAP	E83018	06-30-24
Georgia (DW)	State	C055	06-30-24
Louisiana (All)	NELAP	239316	06-30-24
Louisiana (DW)	State	LA039	05-24-24
Mississippi	State	MS00007	06-30-24
New Mexico	State	FL00091	06-30-24
North Carolina (DW)	State	12712	07-31-24
Tennessee	State	TN04930	06-30-24
Texas	NELAP	T104704571	02-28-25
Washington	State	C1089	10-19-24

Method Summary

Client: Southern Company
Project/Site: CCR - Plant Scherer Temporary Wells

Job ID: 680-247251-1

Method	Method Description	Protocol	Laboratory
300.0	Anions, Ion Chromatography	EPA	EET ORL
6020B	Metals (ICP/MS)	SW846	EET SAV
2320B-2011	Alkalinity, Total	SM	EET SAV
2540C-2011	Total Dissolved Solids (Dried at 180 °C)	SM	EET SAV
9034	Sulfide, Acid Soluble and Insoluble (Titrimetric)	SW846	EET SAV
3005A	Preparation, Total Recoverable or Dissolved Metals	SW846	EET SAV
9030B	Sulfide, Distillation (Acid Soluble and Insoluble)	SW846	EET SAV

Protocol References:

EPA = US Environmental Protection Agency

SM = "Standard Methods For The Examination Of Water And Wastewater"

SW846 = "Test Methods For Evaluating Solid Waste, Physical/Chemical Methods", Third Edition, November 1986 And Its Updates.

Laboratory References:

EET ORL = Eurofins Orlando, 481 Newburyport Avenue, Altamonte Springs, FL 32701, TEL (407)339-5984

EET SAV = Eurofins Savannah, 5102 LaRoche Avenue, Savannah, GA 31404, TEL (912)354-7858

Eurofins Savannah
5102 LaRoche Avenue
Savannah, GA 31404
Phone (912) 354-7858 Phone (912) 352-0165

Chain of Custody Record

eurofins | Environment Testing

Client Information	Sampler(s): Mark Mann	Lab PM / Phone: David Fuller / 770-344-8986	Carrier Tracking No(s):	COC No:
Client Contact: Joju Abraham	Site-Project Manager / Phone: Dawn Prell / 248-536-5445	E-Mail: David.Fuller@et.eurofinsus.com	State of Origin: GA	Page: Page 1 of 1
Company: Southern Company				Job #:
Address: 241 Ralph McGill Blvd SE B10185	Due Date Requested:			
City: Atlanta	TAT Requested (days): 2 weeks			
State, Zip: GA, 30308	Compliance Project: Δ Yes Δ No			
Phone:	Lab Project #: (DO NOT REMOVE) 68027798			
Email: JAbraham@southernco.com	Lab PO #: GPC82130-0003 / PO Line #1			
Project Name: CCR - Plant Scherer Temporary Wells	Project #:			
Site:				

Analysis Requested

Preservation Codes:
A - HCL, B - NaOH, C - Zn Acetate, D - Nitric Acid, E - NaHSO4, F - MeOH, G - Amchlor, H - Ascorbic Acid, I - Ice, J - DI Water, K - EDTA, L - EDA, M - Hexane, N - None, O - AsNaO2, P - Na2O4S, Q - Na2SO3, R - Na2S2O3, S - H2SO4, T - TSP Dodecahydrate, U - Acetone, V - MCAA, W - pH 4-5, Y - Trizma, Z - other (specify)
Other:

Task_Code: SCH-CCR-CA-20240227
Special Instructions/Notes:

Sample Identification	Sample Date	Sample Time	Sample Type (C=comp, G=grab)	Matrix (W=water, S=solid, O=waste/oil, BT=Tissue, A=Air)	Field Filtered Sample (Yes or No)	Perform MS/MSD (Yes or No)	300_ORGFM_28D - Chloride, Fluoride, Sulfate	2540C - Solids, Total Dissolved (TDS)	6020B - App III + Co, Fe, Mg, Mn, K, Na	2320B - Alkalinity, Total, Carb/Bicarb	Dissolved Cobalt (Field Filtered)	Sulfide (FILL BOTTLES COMPLETELY)	Total Number of containers	Special Instructions/Notes
			Preservation Code:				N	N	D	N	D	CB		
SCH-TW-18C	2/27/24	13:20	G	WG	N	N	X	X	X	X	X	X	7	
SCH-AP1-FD-11	2/27/24	-	G	WG	N	N	X	X	X	X	X	X	7	
SCH-TW-18A	2/27/24	11:12	G	WG	N	N	X	X	X	X	X	X	7	

680-247251 Chain of Custody

Possible Hazard Identification
☐ *Non-Hazard* ☐ *Flammable* ☐ *Skin Irritant* *Poison B* ☐ *Unknown* ☐ *Radiological*

Sample Disposal (A fee may be assessed if samples are retained longer than 1 month)
☐ *Return To Client* ☐ *Disposal By Lab* ☐ *Archive For* _____ *Months*

Deliverable Requested: I, II, III, IV, Other (specify)

Special Instructions/QC Requirements:

Empty Kit Relinquished by:	Date:	Time:	Method of Shipment:

Relinquished by	Date/Time	Company	Received by	Date/Time	Company
MARK MANN / [signature]	02/28/24 0815	WSP	MIKE GEMMILL	2/28/24 8:15 AM	
				2/28/24 1115	

Custody Seals Intact: Δ Yes Δ No	Custody Seal No.:	Cooler Temperature(s) °C and Other Remarks: 3.7/3.7

Ver: 01/16/2019 3/7/2024

Eurofins Savannah
5102 LaRoche Avenue
Savannah, GA 31404
Phone: 912-354-7858 Fax: 912-352-0165

Chain of Custody Record

eurofins | Environment Testing

Client Information (Sub Contract Lab)	Sampler:	Lab PM: Fuller, David	Carrier Tracking No(s):	COC No: 680-765080.1
Client Contact: Shipping/Receiving	Phone:	E-Mail: David.Fuller@et.eurofinsus.com	State of Origin: Georgia	Page: Page 1 of 1
Company: Eurofins Environment Testing Southeast,		Accreditations Required (See note): NELAP - Florida; State - Georgia		Job #: 680-247251-1
Address: 481 Newburyport Avenue,	Due Date Requested: 3/11/2024			
City: Altamonte Springs	TAT Requested (days):			
State, Zip: FL, 32701				
Phone: 407-339-5984(Tel) 407-260-6110(Fax)	PO #:			
Email:	WO #:			
Project Name: CCR - Plant Scherer Temporary Wells	Project #: 68027798			
Site:	SSOW#:			

Analysis Requested

Preservation Codes:
A - HCL
B - NaOH
C - Zn Acetate
D - Nitric Acid
E - NaHSO4
F - MeOH
G - Amchlor
H - Ascorbic Acid
I - Ice
J - DI Water
K - EDTA
L - EDA
M - Hexane
N - None
O - AsNaO2
P - Na2O4S
Q - Na2SO3
R - Na2S2O3
S - H2SO4
T - TSP Dodecahydrate
U - Acetone
V - MCAA
W - pH 4-5
Y - Trizma
Z - other (specify)
Other:

Sample Identification - Client ID (Lab ID)	Sample Date	Sample Time	Sample Type (C=comp, G=grab)	Matrix (W=water, S=solid, O=waste/oil, BT=Tissue, A=Air)	Field Filtered Sample (Yes or No)	Perform MS/MSD (Yes or No)	300_ORGFM_28D/ Cl, Fl, SO4, Br	Total Number of containers	Special Instructions/Note:
			Preservation Code:						
SCH-TW-18C (680-247251-1)	2/27/24	13:20 Eastern		Water			X	1	
SCH-AP1-FD-11 (680-247251-2)	2/27/24	Eastern		Water			X	1	
SCH-TW-18A (680-247251-3)	2/27/24	11:12 Eastern		Water			X	1	

Note: Since laboratory accreditations are subject to change, Eurofins Environment Testing Southeast, LLC places the ownership of method, analyte & accreditation compliance upon our subcontract laboratories. This sample shipment is forwarded under chain-of-custody. If the laboratory does not currently maintain accreditation in the State of Origin listed above for analysis/tests/matrix being analyzed, the samples must be shipped back to the Eurofins Environment Testing Southeast, LLC laboratory or other instructions will be provided. Any changes to accreditation status should be brought to Eurofins Environment Testing Southeast, LLC attention immediately. If all requested accreditations are current to date, return the signed Chain of Custody attesting to said compliance to Eurofins Environment Testing Southeast, LLC.

Possible Hazard Identification	Sample Disposal (A fee may be assessed if samples are retained longer than 1 month)
Unconfirmed	☐ Return To Client ☐ Disposal By Lab ☐ Archive For _____ Months
Deliverable Requested: I, II, III, IV, Other (specify) Primary Deliverable Rank: 2	Special Instructions/QC Requirements:

Empty Kit Relinquished by:	Date:	Time:	Method of Shipment:

Relinquished by	Date/Time	Company	Received by	Date/Time	Company
C. Mmo	3/1/24 1600				
			[illegible]	3/2/24 930	

Custody Seals Intact:	Custody Seal No.:	Cooler Temperature(s) °C and Other Remarks:
Δ Yes Δ No		1.8/1.1 596

Ver: 06/08/2021

Login Sample Receipt Checklist

Client: Southern Company

Job Number: 680-247251-1

Login Number: 247251
List Number: 1
Creator: Munro, Caroline

List Source: Eurofins Savannah

Question	Answer	Comment
Radioactivity wasn't checked or is </= background as measured by a survey meter.	N/A	
The cooler's custody seal, if present, is intact.	True	
Sample custody seals, if present, are intact.	True	
The cooler or samples do not appear to have been compromised or tampered with.	True	
Samples were received on ice.	True	
Cooler Temperature is acceptable.	True	
Cooler Temperature is recorded.	True	
COC is present.	True	
COC is filled out in ink and legible.	True	
COC is filled out with all pertinent information.	True	
Is the Field Sampler's name present on COC?	True	
There are no discrepancies between the containers received and the COC.	True	
Samples are received within Holding Time (excluding tests with immediate HTs)	True	
Sample containers have legible labels.	True	
Containers are not broken or leaking.	True	
Sample collection date/times are provided.	True	
Appropriate sample containers are used.	True	
Sample bottles are completely filled.	True	
Sample Preservation Verified.	N/A	
There is sufficient vol. for all requested analyses, incl. any requested MS/MSDs	True	
Containers requiring zero headspace have no headspace or bubble is <6mm (1/4").	N/A	
Multiphasic samples are not present.	True	
Samples do not require splitting or compositing.	True	
Residual Chlorine Checked.	N/A	

Login Sample Receipt Checklist

Client: Southern Company

Job Number: 680-247251-1

Login Number: 247251
List Number: 2
Creator: Wehr, Alexander C

List Source: Eurofins Orlando
List Creation: 03/02/24 10:36 AM

Question	Answer	Comment
Radioactivity wasn't checked or is </= background as measured by a survey meter.	N/A	
The cooler's custody seal, if present, is intact.	True	
Sample custody seals, if present, are intact.	True	
The cooler or samples do not appear to have been compromised or tampered with.	True	
Samples were received on ice.	True	
Cooler Temperature is acceptable.	True	
Cooler Temperature is recorded.	True	
COC is present.	True	
COC is filled out in ink and legible.	True	
COC is filled out with all pertinent information.	True	
Is the Field Sampler's name present on COC?	True	
There are no discrepancies between the containers received and the COC.	True	
Samples are received within Holding Time (excluding tests with immediate HTs)	True	
Sample containers have legible labels.	True	
Containers are not broken or leaking.	True	
Sample collection date/times are provided.	True	
Appropriate sample containers are used.	True	
Sample bottles are completely filled.	True	
Sample Preservation Verified.	True	
There is sufficient vol. for all requested analyses, incl. any requested MS/MSDs	True	
Containers requiring zero headspace have no headspace or bubble is <6mm (1/4").	True	
Multiphasic samples are not present.	True	
Samples do not require splitting or compositing.	True	
Residual Chlorine Checked.	N/A	

eurofins | Environment Testing

ANALYTICAL REPORT

PREPARED FOR

Attn: Joju Abraham
Southern Company
241 Ralph McGill Blvd SE
B10185
Atlanta, Georgia 30308

Generated 3/20/2024 11:05:19 AM

JOB DESCRIPTION

CCR - Plant Scherer Temporary Wells

JOB NUMBER

680-247338-1

Eurofins Savannah
5102 LaRoche Avenue
Savannah GA 31404

See page two for job notes and contact information.

my EOL

Eurofins Savannah

Job Notes

This report may not be reproduced except in full, and with written approval from the laboratory. The results relate only to the samples tested. For questions please contact the Project Manager at the e-mail address or telephone number listed on this page.

The test results in this report relate only to the samples as received by the laboratory and will meet all requirements of the methodology, with any exceptions noted. This report shall not be reproduced except in full, without the express written approval of the laboratory. All questions should be directed to the Eurofins Environment Testing Southeast, LLC Project Manager.

Authorization

Generated
3/20/2024 11:05:19 AM

Authorized for release by
David Fuller, Project Manager
David.Fuller@et.eurofinsus.com
(770)344-8986

Definitions/Glossary

Client: Southern Company
Project/Site: CCR - Plant Scherer Temporary Wells

Job ID: 680-247338-1

Qualifiers

HPLC/IC

Qualifier	Qualifier Description
4	MS, MSD: The analyte present in the original sample is greater than 4 times the matrix spike concentration; therefore, control limits are not applicable.
E	Result exceeded calibration range.

Metals

Qualifier	Qualifier Description
4	MS, MSD: The analyte present in the original sample is greater than 4 times the matrix spike concentration; therefore, control limits are not applicable.
J	Result is less than the RL but greater than or equal to the MDL and the concentration is an approximate value.

General Chemistry

Qualifier	Qualifier Description
F1	MS and/or MSD recovery exceeds control limits.
J	Result is less than the RL but greater than or equal to the MDL and the concentration is an approximate value.

Glossary

Abbreviation	These commonly used abbreviations may or may not be present in this report.
¤	Listed under the "D" column to designate that the result is reported on a dry weight basis
%R	Percent Recovery
CFL	Contains Free Liquid
CFU	Colony Forming Unit
CNF	Contains No Free Liquid
DER	Duplicate Error Ratio (normalized absolute difference)
Dil Fac	Dilution Factor
DL	Detection Limit (DoD/DOE)
DL, RA, RE, IN	Indicates a Dilution, Re-analysis, Re-extraction, or additional Initial metals/anion analysis of the sample
DLC	Decision Level Concentration (Radiochemistry)
EDL	Estimated Detection Limit (Dioxin)
LOD	Limit of Detection (DoD/DOE)
LOQ	Limit of Quantitation (DoD/DOE)
MCL	EPA recommended "Maximum Contaminant Level"
MDA	Minimum Detectable Activity (Radiochemistry)
MDC	Minimum Detectable Concentration (Radiochemistry)
MDL	Method Detection Limit
ML	Minimum Level (Dioxin)
MPN	Most Probable Number
MQL	Method Quantitation Limit
NC	Not Calculated
ND	Not Detected at the reporting limit (or MDL or EDL if shown)
NEG	Negative / Absent
POS	Positive / Present
PQL	Practical Quantitation Limit
PRES	Presumptive
QC	Quality Control
RER	Relative Error Ratio (Radiochemistry)
RL	Reporting Limit or Requested Limit (Radiochemistry)
RPD	Relative Percent Difference, a measure of the relative difference between two points
TEF	Toxicity Equivalent Factor (Dioxin)
TEQ	Toxicity Equivalent Quotient (Dioxin)
TNTC	Too Numerous To Count

Sample Summary

Client: Southern Company
Project/Site: CCR - Plant Scherer Temporary Wells

Job ID: 680-247338-1

Lab Sample ID	Client Sample ID	Matrix	Collected	Received
680-247338-1	SCH-TW-15A-S	Water	02/28/24 12:36	02/29/24 12:14
680-247338-2	SCH-TW-15A-D	Water	02/28/24 10:41	02/29/24 12:14
680-247338-3	SCH-TW-15B	Water	02/28/24 14:46	02/29/24 12:14
680-247338-4	SCH-TW-20B	Water	02/28/24 10:45	02/29/24 12:14
680-247338-5	SCH-AP1-EB-11	Water	02/28/24 09:10	02/29/24 12:14
680-247338-6	SCH-TW-20D	Water	02/28/24 14:15	02/29/24 12:14
680-247338-7	SCH-TW-15C-D	Water	02/28/24 14:47	02/29/24 12:14
680-247338-8	SCH-TW-18B	Water	02/28/24 14:04	02/29/24 12:14
680-247338-9	SCH-TW-18D	Water	02/28/24 12:24	02/29/24 12:14
680-247338-10	SCH-TW-20A	Water	02/28/24 10:16	02/29/24 12:14
680-247338-11	SCH-AP1-FB-11	Water	02/28/24 10:40	02/29/24 12:14

Job Narrative
680-247338-1

Analytical test results meet all requirements of the associated regulatory program listed on the Accreditation/Certification Summary Page unless otherwise noted under the individual analysis. Data qualifiers are applied to indicate exceptions. Noncompliant quality control (QC) is further explained in narrative comments.

- Matrix QC may not be reported if insufficient sample or site-specific QC samples were not submitted. In these situations, to demonstrate precision and accuracy at a batch level, a LCS/LCSD may be performed, unless otherwise specified in the method.
- Surrogate and/or isotope dilution analyte recoveries (if applicable) which are outside of the QC window are confirmed unless attributed to a dilution or otherwise noted in the narrative.

Receipt
The samples were received on 2/29/2024 12:14 PM. Unless otherwise noted below, the samples arrived in good condition, and, where required, properly preserved and on ice. The temperatures of the 3 coolers at receipt time were 1.8°C, 2.1°C and 3.2°C.

HPLC/IC
Method 300_ORGFM_28D: The matrix spike / matrix spike duplicate (MS/MSD) recoveries for analytical batch 680-826973 were outside control limits for one or more analytes. See QC Sample Results for detail. Sample matrix interference and/or non-homogeneity are suspected because the associated laboratory control sample (LCS) recovery is within acceptance limits.

No additional analytical or quality issues were noted, other than those described above or in the Definitions/ Glossary page.

Metals
No additional analytical or quality issues were noted, other than those described above or in the Definitions/ Glossary page.

General Chemistry
Method 2540C: A lesser volume of sample was used for the following samples due to the nature of the sample matrix resulting in elevated reporting limits: SCH-TW-15A-S (680-247338-1), SCH-TW-15A-D (680-247338-2), SCH-TW-15B (680-247338-3), SCH-TW-20D (680-247338-6), SCH-TW-15C-D (680-247338-7), SCH-TW-18B (680-247338-8), SCH-TW-18D (680-247338-9) and SCH-TW-20A (680-247338-10).

Method 9034: The matrix spike / matrix spike duplicate (MS/MSD) recoveries for preparation batch 680-826069 and analytical batch 680-826128 were outside control limits for one or more analytes. See QC Sample Results for detail. Sample matrix interference and/or non-homogeneity are suspected because the associated laboratory control sample (LCS) recovery is within acceptance limits.

No additional analytical or quality issues were noted, other than those described above or in the Definitions/ Glossary page.

Client Sample Results

Client: Southern Company
Project/Site: CCR - Plant Scherer Temporary Wells

Job ID: 680-247338-1

Client Sample ID: SCH-TW-15A-S

Lab Sample ID: 680-247338-1
Date Collected: 02/28/24 12:36
Matrix: Water
Date Received: 02/29/24 12:14

Method: MCAWW 300.0-1993 R2.1 - Anions, Ion Chromatography

Analyte	Result	Qualifier	RL	MDL	Unit	D	Prepared	Analyzed	Dil Fac
Chloride	15		0.50	0.20	mg/L			03/12/24 01:48	1
Fluoride	0.31		0.10	0.040	mg/L			03/12/24 01:48	1
Sulfate	230		10	4.0	mg/L			03/13/24 13:08	10

Method: SW846 6020B - Metals (ICP/MS) - Total Recoverable

Analyte	Result	Qualifier	RL	MDL	Unit	D	Prepared	Analyzed	Dil Fac
Boron	1.6		0.080	0.022	mg/L		03/01/24 09:42	03/02/24 16:32	1
Calcium	23		0.50	0.14	mg/L		03/01/24 09:42	03/02/24 16:32	1
Cobalt	0.22		0.0025	0.00022	mg/L		03/01/24 09:42	03/02/24 16:32	1
Iron	0.25		0.10	0.012	mg/L		03/01/24 09:42	03/02/24 16:32	1
Magnesium	13		0.50	0.023	mg/L		03/01/24 09:42	03/02/24 16:32	1
Manganese	3.1		0.0050	0.0022	mg/L		03/01/24 09:42	03/02/24 16:32	1
Potassium	6.0		0.50	0.044	mg/L		03/01/24 09:42	03/02/24 16:32	1
Sodium	66		0.50	0.20	mg/L		03/01/24 09:42	03/02/24 16:32	1

Method: SW846 6020B - Metals (ICP/MS) - Dissolved

Analyte	Result	Qualifier	RL	MDL	Unit	D	Prepared	Analyzed	Dil Fac
Cobalt, Dissolved	0.21		0.0025	0.00022	mg/L		03/01/24 09:54	03/02/24 18:21	1

General Chemistry

Analyte	Result	Qualifier	RL	MDL	Unit	D	Prepared	Analyzed	Dil Fac
Total Alkalinity as CaCO3 to pH 4.5 (SM 2320B-2011)	<2.2		5.0	2.2	mg/L			03/04/24 17:46	1
Bicarbonate Alkalinity as CaCO3 (SM 2320B-2011)	<5.0		5.0	5.0	mg/L			03/04/24 17:46	1
Carbonate Alkalinity as CaCO3 (SM 2320B-2011)	<5.0		5.0	5.0	mg/L			03/04/24 17:46	1
Total Dissolved Solids (SM 2540C-2011)	360		20	20	mg/L			03/04/24 11:29	1
Sulfide (SW846 9034)	<10		10	10	mg/L		03/06/24 10:58	03/06/24 14:14	1

Client Sample ID: SCH-TW-15A-D

Lab Sample ID: 680-247338-2
Date Collected: 02/28/24 10:41
Matrix: Water
Date Received: 02/29/24 12:14

Method: MCAWW 300.0-1993 R2.1 - Anions, Ion Chromatography

Analyte	Result	Qualifier	RL	MDL	Unit	D	Prepared	Analyzed	Dil Fac
Chloride	7.6		0.50	0.20	mg/L			03/12/24 03:06	1
Fluoride	<0.040		0.10	0.040	mg/L			03/12/24 03:06	1
Sulfate	140		5.0	2.0	mg/L			03/19/24 16:47	5

Method: SW846 6020B - Metals (ICP/MS) - Total Recoverable

Analyte	Result	Qualifier	RL	MDL	Unit	D	Prepared	Analyzed	Dil Fac
Boron	0.72		0.080	0.022	mg/L		03/01/24 09:42	03/02/24 16:35	1
Calcium	25		0.50	0.14	mg/L		03/01/24 09:42	03/02/24 16:35	1
Cobalt	0.0069		0.0025	0.00022	mg/L		03/01/24 09:42	03/02/24 16:35	1
Iron	0.040	J	0.10	0.012	mg/L		03/01/24 09:42	03/02/24 16:35	1
Magnesium	18		0.50	0.023	mg/L		03/01/24 09:42	03/02/24 16:35	1
Manganese	0.34		0.0050	0.0022	mg/L		03/01/24 09:42	03/02/24 16:35	1
Potassium	1.1		0.50	0.044	mg/L		03/01/24 09:42	03/02/24 16:35	1
Sodium	9.4		0.50	0.20	mg/L		03/01/24 09:42	03/02/24 16:35	1

Client Sample Results

Client: Southern Company
Project/Site: CCR - Plant Scherer Temporary Wells

Job ID: 680-247338-1

Client Sample ID: SCH-TW-15A-D

Lab Sample ID: 680-247338-2
Date Collected: 02/28/24 10:41
Matrix: Water
Date Received: 02/29/24 12:14

Method: SW846 6020B - Metals (ICP/MS) - Dissolved

Analyte	Result	Qualifier	RL	MDL	Unit	D	Prepared	Analyzed	Dil Fac
Cobalt, Dissolved	0.0069		0.0025	0.00022	mg/L		03/01/24 09:54	03/02/24 18:15	1

General Chemistry

Analyte	Result	Qualifier	RL	MDL	Unit	D	Prepared	Analyzed	Dil Fac
Total Alkalinity as CaCO3 to pH 4.5 (SM 2320B-2011)	31		5.0	2.2	mg/L			03/04/24 17:34	1
Bicarbonate Alkalinity as CaCO3 (SM 2320B-2011)	31		5.0	5.0	mg/L			03/04/24 17:34	1
Carbonate Alkalinity as CaCO3 (SM 2320B-2011)	<5.0		5.0	5.0	mg/L			03/04/24 17:34	1
Total Dissolved Solids (SM 2540C-2011)	240		20	20	mg/L			03/04/24 11:29	1
Sulfide (SW846 9034)	<10	F1	10	10	mg/L		03/06/24 10:58	03/06/24 14:14	1

Client Sample ID: SCH-TW-15B

Lab Sample ID: 680-247338-3
Date Collected: 02/28/24 14:46
Matrix: Water
Date Received: 02/29/24 12:14

Method: MCAWW 300.0-1993 R2.1 - Anions, Ion Chromatography

Analyte	Result	Qualifier	RL	MDL	Unit	D	Prepared	Analyzed	Dil Fac
Chloride	6.7		0.50	0.20	mg/L			03/12/24 03:38	1
Fluoride	<0.040		0.10	0.040	mg/L			03/12/24 03:38	1
Sulfate	140		5.0	2.0	mg/L			03/19/24 16:41	5

Method: SW846 6020B - Metals (ICP/MS) - Total Recoverable

Analyte	Result	Qualifier	RL	MDL	Unit	D	Prepared	Analyzed	Dil Fac
Boron	0.43		0.080	0.022	mg/L		03/01/24 09:42	03/02/24 16:09	1
Calcium	30		0.50	0.14	mg/L		03/01/24 09:42	03/02/24 16:09	1
Cobalt	0.0028		0.0025	0.00022	mg/L		03/01/24 09:42	03/02/24 16:09	1
Iron	0.21		0.10	0.012	mg/L		03/01/24 09:42	03/02/24 16:09	1
Magnesium	23		0.50	0.023	mg/L		03/01/24 09:42	03/02/24 16:09	1
Manganese	0.19		0.0050	0.0022	mg/L		03/01/24 09:42	03/02/24 16:09	1
Potassium	1.2		0.50	0.044	mg/L		03/01/24 09:42	03/02/24 16:09	1
Sodium	6.2		0.50	0.20	mg/L		03/01/24 09:42	03/02/24 16:09	1

Method: SW846 6020B - Metals (ICP/MS) - Dissolved

Analyte	Result	Qualifier	RL	MDL	Unit	D	Prepared	Analyzed	Dil Fac
Cobalt, Dissolved	0.0028		0.0025	0.00022	mg/L		03/01/24 09:54	03/02/24 18:32	1

General Chemistry

Analyte	Result	Qualifier	RL	MDL	Unit	D	Prepared	Analyzed	Dil Fac
Total Alkalinity as CaCO3 to pH 4.5 (SM 2320B-2011)	25		5.0	2.2	mg/L			03/04/24 18:24	1
Bicarbonate Alkalinity as CaCO3 (SM 2320B-2011)	25		5.0	5.0	mg/L			03/04/24 18:24	1
Carbonate Alkalinity as CaCO3 (SM 2320B-2011)	<5.0		5.0	5.0	mg/L			03/04/24 18:24	1
Total Dissolved Solids (SM 2540C-2011)	260		20	20	mg/L			03/05/24 15:10	1
Sulfide (SW846 9034)	<10		10	10	mg/L		03/06/24 10:58	03/06/24 14:14	1

Client Sample Results

Client: Southern Company
Project/Site: CCR - Plant Scherer Temporary Wells

Job ID: 680-247338-1

Client Sample ID: SCH-TW-20B

Lab Sample ID: 680-247338-4
Date Collected: 02/28/24 10:45
Matrix: Water
Date Received: 02/29/24 12:14

Method: MCAWW 300.0-1993 R2.1 - Anions, Ion Chromatography

Analyte	Result	Qualifier	RL	MDL	Unit	D	Prepared	Analyzed	Dil Fac
Chloride	**4.1**		0.50	0.20	mg/L			03/12/24 03:19	1
Fluoride	<0.040		0.10	0.040	mg/L			03/12/24 03:19	1
Sulfate	**70**		2.0	0.80	mg/L			03/19/24 16:34	2

Method: SW846 6020B - Metals (ICP/MS) - Total Recoverable

Analyte	Result	Qualifier	RL	MDL	Unit	D	Prepared	Analyzed	Dil Fac
Boron	**0.13**		0.080	0.022	mg/L		03/01/24 09:42	03/02/24 16:12	1
Calcium	**20**		0.50	0.14	mg/L		03/01/24 09:42	03/02/24 16:12	1
Cobalt	**0.0032**		0.0025	0.00022	mg/L		03/01/24 09:42	03/02/24 16:12	1
Iron	**0.074**	**J**	0.10	0.012	mg/L		03/01/24 09:42	03/02/24 16:12	1
Magnesium	**8.5**		0.50	0.023	mg/L		03/01/24 09:42	03/02/24 16:12	1
Manganese	**0.24**		0.0050	0.0022	mg/L		03/01/24 09:42	03/02/24 16:12	1
Potassium	**3.6**		0.50	0.044	mg/L		03/01/24 09:42	03/02/24 16:12	1
Sodium	**14**		0.50	0.20	mg/L		03/01/24 09:42	03/02/24 16:12	1

Method: SW846 6020B - Metals (ICP/MS) - Dissolved

Analyte	Result	Qualifier	RL	MDL	Unit	D	Prepared	Analyzed	Dil Fac
Cobalt, Dissolved	**0.0030**		0.0025	0.00022	mg/L		03/01/24 09:54	03/02/24 18:41	1

General Chemistry

Analyte	Result	Qualifier	RL	MDL	Unit	D	Prepared	Analyzed	Dil Fac
Total Alkalinity as CaCO3 to pH 4.5 (SM 2320B-2011)	**45**		5.0	2.2	mg/L			03/04/24 18:48	1
Bicarbonate Alkalinity as CaCO3 (SM 2320B-2011)	**45**		5.0	5.0	mg/L			03/04/24 18:48	1
Carbonate Alkalinity as CaCO3 (SM 2320B-2011)	<5.0		5.0	5.0	mg/L			03/04/24 18:48	1
Total Dissolved Solids (SM 2540C-2011)	**170**		10	10	mg/L			03/05/24 15:10	1
Sulfide (SW846 9034)	<10		10	10	mg/L		03/06/24 10:58	03/06/24 14:14	1

Client Sample ID: SCH-AP1-EB-11

Lab Sample ID: 680-247338-5
Date Collected: 02/28/24 09:10
Matrix: Water
Date Received: 02/29/24 12:14

Method: MCAWW 300.0-1993 R2.1 - Anions, Ion Chromatography

Analyte	Result	Qualifier	RL	MDL	Unit	D	Prepared	Analyzed	Dil Fac
Chloride	<0.20		0.50	0.20	mg/L			03/12/24 03:45	1
Fluoride	<0.040		0.10	0.040	mg/L			03/12/24 03:45	1
Sulfate	<0.40		1.0	0.40	mg/L			03/12/24 03:45	1

Method: SW846 6020B - Metals (ICP/MS) - Total Recoverable

Analyte	Result	Qualifier	RL	MDL	Unit	D	Prepared	Analyzed	Dil Fac
Boron	**0.035**	**J**	0.080	0.022	mg/L		03/01/24 09:42	03/02/24 16:26	1
Calcium	<0.14		0.50	0.14	mg/L		03/01/24 09:42	03/02/24 16:26	1
Cobalt	<0.00022		0.0025	0.00022	mg/L		03/01/24 09:42	03/02/24 16:26	1
Iron	<0.012		0.10	0.012	mg/L		03/01/24 09:42	03/02/24 16:26	1
Magnesium	<0.023		0.50	0.023	mg/L		03/01/24 09:42	03/02/24 16:26	1
Manganese	<0.0022		0.0050	0.0022	mg/L		03/01/24 09:42	03/02/24 16:26	1
Potassium	<0.044		0.50	0.044	mg/L		03/01/24 09:42	03/02/24 16:26	1
Sodium	<0.20		0.50	0.20	mg/L		03/01/24 09:42	03/02/24 16:26	1

Client Sample Results

Client: Southern Company
Project/Site: CCR - Plant Scherer Temporary Wells

Job ID: 680-247338-1

Client Sample ID: SCH-AP1-EB-11

Lab Sample ID: 680-247338-5
Date Collected: 02/28/24 09:10
Matrix: Water
Date Received: 02/29/24 12:14

Method: SW846 6020B - Metals (ICP/MS) - Dissolved

Analyte	Result	Qualifier	RL	MDL	Unit	D	Prepared	Analyzed	Dil Fac
Cobalt, Dissolved	<0.00022		0.0025	0.00022	mg/L		03/01/24 09:54	03/02/24 18:04	1

General Chemistry

Analyte	Result	Qualifier	RL	MDL	Unit	D	Prepared	Analyzed	Dil Fac
Total Alkalinity as CaCO3 to pH 4.5 (SM 2320B-2011)	<2.2		5.0	2.2	mg/L			03/04/24 18:01	1
Bicarbonate Alkalinity as CaCO3 (SM 2320B-2011)	<5.0		5.0	5.0	mg/L			03/04/24 18:01	1
Carbonate Alkalinity as CaCO3 (SM 2320B-2011)	<5.0		5.0	5.0	mg/L			03/04/24 18:01	1
Total Dissolved Solids (SM 2540C-2011)	<10		10	10	mg/L			03/05/24 15:10	1
Sulfide (SW846 9034)	<10		10	10	mg/L		03/06/24 10:58	03/06/24 14:14	1

Client Sample ID: SCH-TW-20D

Lab Sample ID: 680-247338-6
Date Collected: 02/28/24 14:15
Matrix: Water
Date Received: 02/29/24 12:14

Method: MCAWW 300.0-1993 R2.1 - Anions, Ion Chromatography

Analyte	Result	Qualifier	RL	MDL	Unit	D	Prepared	Analyzed	Dil Fac
Chloride	**7.6**		0.50	0.20	mg/L			03/12/24 02:40	1
Fluoride	<0.040		0.10	0.040	mg/L			03/12/24 02:40	1
Sulfate	**140**		5.0	2.0	mg/L			03/19/24 16:54	5

Method: SW846 6020B - Metals (ICP/MS) - Total Recoverable

Analyte	Result	Qualifier	RL	MDL	Unit	D	Prepared	Analyzed	Dil Fac
Boron	**0.85**		0.080	0.022	mg/L		03/01/24 09:42	03/02/24 16:38	1
Calcium	**21**		0.50	0.14	mg/L		03/01/24 09:42	03/02/24 16:38	1
Cobalt	**0.014**		0.0025	0.00022	mg/L		03/01/24 09:42	03/02/24 16:38	1
Iron	**0.11**		0.10	0.012	mg/L		03/01/24 09:42	03/02/24 16:38	1
Magnesium	**9.8**		0.50	0.023	mg/L		03/01/24 09:42	03/02/24 16:38	1
Manganese	**0.41**		0.0050	0.0022	mg/L		03/01/24 09:42	03/02/24 16:38	1
Potassium	**4.8**		0.50	0.044	mg/L		03/01/24 09:42	03/02/24 16:38	1
Sodium	**33**		0.50	0.20	mg/L		03/01/24 09:42	03/02/24 16:38	1

Method: SW846 6020B - Metals (ICP/MS) - Dissolved

Analyte	Result	Qualifier	RL	MDL	Unit	D	Prepared	Analyzed	Dil Fac
Cobalt, Dissolved	**0.013**		0.0025	0.00022	mg/L		03/01/24 09:54	03/02/24 18:12	1

General Chemistry

Analyte	Result	Qualifier	RL	MDL	Unit	D	Prepared	Analyzed	Dil Fac
Total Alkalinity as CaCO3 to pH 4.5 (SM 2320B-2011)	**8.6**		5.0	2.2	mg/L			03/04/24 18:08	1
Bicarbonate Alkalinity as CaCO3 (SM 2320B-2011)	**8.6**		5.0	5.0	mg/L			03/04/24 18:08	1
Carbonate Alkalinity as CaCO3 (SM 2320B-2011)	<5.0		5.0	5.0	mg/L			03/04/24 18:08	1
Total Dissolved Solids (SM 2540C-2011)	**230**		20	20	mg/L			03/05/24 15:10	1
Sulfide (SW846 9034)	<10		10	10	mg/L		03/06/24 10:58	03/06/24 14:14	1

Client Sample Results

Client: Southern Company
Project/Site: CCR - Plant Scherer Temporary Wells

Job ID: 680-247338-1

Client Sample ID: SCH-TW-15C-D

Lab Sample ID: 680-247338-7
Date Collected: 02/28/24 14:47
Matrix: Water
Date Received: 02/29/24 12:14

Method: MCAWW 300.0-1993 R2.1 - Anions, Ion Chromatography

Analyte	Result	Qualifier	RL	MDL	Unit	D	Prepared	Analyzed	Dil Fac
Chloride	8.9		0.50	0.20	mg/L			03/12/24 03:25	1
Fluoride	<0.040		0.10	0.040	mg/L			03/12/24 03:25	1
Sulfate	130		5.0	2.0	mg/L			03/19/24 17:00	5

Method: SW846 6020B - Metals (ICP/MS) - Total Recoverable

Analyte	Result	Qualifier	RL	MDL	Unit	D	Prepared	Analyzed	Dil Fac
Boron	1.1		0.080	0.022	mg/L		03/01/24 09:42	03/02/24 16:29	1
Calcium	35		0.50	0.14	mg/L		03/01/24 09:42	03/02/24 16:29	1
Cobalt	0.0011	J	0.0025	0.00022	mg/L		03/01/24 09:42	03/02/24 16:29	1
Iron	0.18		0.10	0.012	mg/L		03/01/24 09:42	03/02/24 16:29	1
Magnesium	20		0.50	0.023	mg/L		03/01/24 09:42	03/02/24 16:29	1
Manganese	0.12		0.0050	0.0022	mg/L		03/01/24 09:42	03/02/24 16:29	1
Potassium	1.2		0.50	0.044	mg/L		03/01/24 09:42	03/02/24 16:29	1
Sodium	7.0		0.50	0.20	mg/L		03/01/24 09:42	03/02/24 16:29	1

Method: SW846 6020B - Metals (ICP/MS) - Dissolved

Analyte	Result	Qualifier	RL	MDL	Unit	D	Prepared	Analyzed	Dil Fac
Cobalt, Dissolved	0.0011	J	0.0025	0.00022	mg/L		03/01/24 09:54	03/02/24 18:24	1

General Chemistry

Analyte	Result	Qualifier	RL	MDL	Unit	D	Prepared	Analyzed	Dil Fac
Total Alkalinity as CaCO3 to pH 4.5 (SM 2320B-2011)	39		5.0	2.2	mg/L			03/04/24 18:32	1
Bicarbonate Alkalinity as CaCO3 (SM 2320B-2011)	39		5.0	5.0	mg/L			03/04/24 18:32	1
Carbonate Alkalinity as CaCO3 (SM 2320B-2011)	<5.0		5.0	5.0	mg/L			03/04/24 18:32	1
Total Dissolved Solids (SM 2540C-2011)	260		20	20	mg/L			03/05/24 15:10	1
Sulfide (SW846 9034)	<10		10	10	mg/L		03/06/24 10:58	03/06/24 14:14	1

Client Sample ID: SCH-TW-18B

Lab Sample ID: 680-247338-8
Date Collected: 02/28/24 14:04
Matrix: Water
Date Received: 02/29/24 12:14

Method: MCAWW 300.0-1993 R2.1 - Anions, Ion Chromatography

Analyte	Result	Qualifier	RL	MDL	Unit	D	Prepared	Analyzed	Dil Fac
Chloride	6.3		0.50	0.20	mg/L			03/12/24 03:32	1
Fluoride	0.84		0.10	0.040	mg/L			03/12/24 03:32	1
Sulfate	430		25	10	mg/L			03/19/24 17:07	25

Method: SW846 6020B - Metals (ICP/MS) - Total Recoverable

Analyte	Result	Qualifier	RL	MDL	Unit	D	Prepared	Analyzed	Dil Fac
Boron	3.9		0.080	0.022	mg/L		03/01/24 09:42	03/02/24 16:06	1
Calcium	40		0.50	0.14	mg/L		03/01/24 09:42	03/02/24 16:06	1
Cobalt	0.00091	J	0.0025	0.00022	mg/L		03/01/24 09:42	03/02/24 16:06	1
Iron	0.073	J	0.10	0.012	mg/L		03/01/24 09:42	03/02/24 16:06	1
Magnesium	16		0.50	0.023	mg/L		03/01/24 09:42	03/02/24 16:06	1
Manganese	0.35		0.0050	0.0022	mg/L		03/01/24 09:42	03/02/24 16:06	1
Potassium	1.1		0.50	0.044	mg/L		03/01/24 09:42	03/02/24 16:06	1
Sodium	220		0.50	0.20	mg/L		03/01/24 09:42	03/02/24 16:06	1

Client Sample Results

Client: Southern Company
Project/Site: CCR - Plant Scherer Temporary Wells

Job ID: 680-247338-1

Client Sample ID: SCH-TW-18B

Lab Sample ID: 680-247338-8
Date Collected: 02/28/24 14:04
Matrix: Water
Date Received: 02/29/24 12:14

Method: SW846 6020B - Metals (ICP/MS) - Dissolved

Analyte	Result	Qualifier	RL	MDL	Unit	D	Prepared	Analyzed	Dil Fac
Cobalt, Dissolved	0.00081	J	0.0025	0.00022	mg/L		03/01/24 09:54	03/02/24 18:44	1

General Chemistry

Analyte	Result	Qualifier	RL	MDL	Unit	D	Prepared	Analyzed	Dil Fac
Total Alkalinity as CaCO3 to pH 4.5 (SM 2320B-2011)	190		5.0	2.2	mg/L			03/04/24 17:55	1
Bicarbonate Alkalinity as CaCO3 (SM 2320B-2011)	190		5.0	5.0	mg/L			03/04/24 17:55	1
Carbonate Alkalinity as CaCO3 (SM 2320B-2011)	<5.0		5.0	5.0	mg/L			03/04/24 17:55	1
Total Dissolved Solids (SM 2540C-2011)	850		20	20	mg/L			03/05/24 15:10	1
Sulfide (SW846 9034)	<10		10	10	mg/L		03/06/24 10:58	03/06/24 14:14	1

Client Sample ID: SCH-TW-18D

Lab Sample ID: 680-247338-9
Date Collected: 02/28/24 12:24
Matrix: Water
Date Received: 02/29/24 12:14

Method: MCAWW 300.0-1993 R2.1 - Anions, Ion Chromatography

Analyte	Result	Qualifier	RL	MDL	Unit	D	Prepared	Analyzed	Dil Fac
Chloride	16		0.50	0.20	mg/L			03/12/24 02:01	1
Fluoride	<0.040		0.10	0.040	mg/L			03/12/24 02:01	1
Sulfate	900		100	40	mg/L			03/13/24 13:27	100

Method: SW846 6020B - Metals (ICP/MS) - Total Recoverable

Analyte	Result	Qualifier	RL	MDL	Unit	D	Prepared	Analyzed	Dil Fac
Boron	6.2		0.080	0.022	mg/L		03/01/24 09:42	03/02/24 16:41	1
Calcium	63		0.50	0.14	mg/L		03/01/24 09:42	03/02/24 16:41	1
Cobalt	0.00090	J	0.0025	0.00022	mg/L		03/01/24 09:42	03/02/24 16:41	1
Iron	0.067	J	0.10	0.012	mg/L		03/01/24 09:42	03/02/24 16:41	1
Magnesium	46		0.50	0.023	mg/L		03/01/24 09:42	03/02/24 16:41	1
Manganese	0.31		0.0050	0.0022	mg/L		03/01/24 09:42	03/02/24 16:41	1
Potassium	3.6		0.50	0.044	mg/L		03/01/24 09:42	03/02/24 16:41	1
Sodium	270		0.50	0.20	mg/L		03/01/24 09:42	03/02/24 16:41	1

Method: SW846 6020B - Metals (ICP/MS) - Dissolved

Analyte	Result	Qualifier	RL	MDL	Unit	D	Prepared	Analyzed	Dil Fac
Cobalt, Dissolved	0.00095	J	0.0025	0.00022	mg/L		03/01/24 09:54	03/02/24 18:18	1

General Chemistry

Analyte	Result	Qualifier	RL	MDL	Unit	D	Prepared	Analyzed	Dil Fac
Total Alkalinity as CaCO3 to pH 4.5 (SM 2320B-2011)	8.0		5.0	2.2	mg/L			03/04/24 18:15	1
Bicarbonate Alkalinity as CaCO3 (SM 2320B-2011)	8.0		5.0	5.0	mg/L			03/04/24 18:15	1
Carbonate Alkalinity as CaCO3 (SM 2320B-2011)	<5.0		5.0	5.0	mg/L			03/04/24 18:15	1
Total Dissolved Solids (SM 2540C-2011)	1300		20	20	mg/L			03/05/24 15:10	1
Sulfide (SW846 9034)	<10		10	10	mg/L		03/06/24 10:58	03/06/24 14:14	1

Client Sample Results

Client: Southern Company
Project/Site: CCR - Plant Scherer Temporary Wells

Job ID: 680-247338-1

Client Sample ID: SCH-TW-20A

Lab Sample ID: 680-247338-10
Date Collected: 02/28/24 10:16
Matrix: Water
Date Received: 02/29/24 12:14

Method: MCAWW 300.0-1993 R2.1 - Anions, Ion Chromatography

Analyte	Result	Qualifier	RL	MDL	Unit	D	Prepared	Analyzed	Dil Fac
Chloride	**8.8**		0.50	0.20	mg/L			03/12/24 01:54	1
Fluoride	<0.040		0.10	0.040	mg/L			03/12/24 01:54	1
Sulfate	**150**		10	4.0	mg/L			03/13/24 13:14	10

Method: SW846 6020B - Metals (ICP/MS) - Total Recoverable

Analyte	Result	Qualifier	RL	MDL	Unit	D	Prepared	Analyzed	Dil Fac
Boron	**1.0**		0.080	0.022	mg/L		03/01/24 09:42	03/02/24 16:24	1
Calcium	**43**		0.50	0.14	mg/L		03/01/24 09:42	03/02/24 16:24	1
Cobalt	<0.00022		0.0025	0.00022	mg/L		03/01/24 09:42	03/02/24 16:24	1
Iron	**0.022**	**J**	0.10	0.012	mg/L		03/01/24 09:42	03/02/24 16:24	1
Magnesium	**20**		0.50	0.023	mg/L		03/01/24 09:42	03/02/24 16:24	1
Manganese	**0.011**		0.0050	0.0022	mg/L		03/01/24 09:42	03/02/24 16:24	1
Potassium	**3.1**		0.50	0.044	mg/L		03/01/24 09:42	03/02/24 16:24	1
Sodium	**16**		0.50	0.20	mg/L		03/01/24 09:42	03/02/24 16:24	1

Method: SW846 6020B - Metals (ICP/MS) - Dissolved

Analyte	Result	Qualifier	RL	MDL	Unit	D	Prepared	Analyzed	Dil Fac
Cobalt, Dissolved	<0.00022		0.0025	0.00022	mg/L		03/01/24 09:54	03/02/24 18:38	1

General Chemistry

Analyte	Result	Qualifier	RL	MDL	Unit	D	Prepared	Analyzed	Dil Fac
Total Alkalinity as CaCO3 to pH 4.5 (SM 2320B-2011)	**50**		5.0	2.2	mg/L			03/04/24 18:40	1
Bicarbonate Alkalinity as CaCO3 (SM 2320B-2011)	**50**		5.0	5.0	mg/L			03/04/24 18:40	1
Carbonate Alkalinity as CaCO3 (SM 2320B-2011)	<5.0		5.0	5.0	mg/L			03/04/24 18:40	1
Total Dissolved Solids (SM 2540C-2011)	**320**		20	20	mg/L			03/05/24 15:10	1
Sulfide (SW846 9034)	<10		10	10	mg/L		03/06/24 10:58	03/06/24 14:14	1

Client Sample ID: SCH-AP1-FB-11

Lab Sample ID: 680-247338-11
Date Collected: 02/28/24 10:40
Matrix: Water
Date Received: 02/29/24 12:14

Method: MCAWW 300.0-1993 R2.1 - Anions, Ion Chromatography

Analyte	Result	Qualifier	RL	MDL	Unit	D	Prepared	Analyzed	Dil Fac
Chloride	<0.20		0.50	0.20	mg/L			03/12/24 03:12	1
Fluoride	<0.040		0.10	0.040	mg/L			03/12/24 03:12	1
Sulfate	<0.40		1.0	0.40	mg/L			03/12/24 03:12	1

Method: SW846 6020B - Metals (ICP/MS) - Total Recoverable

Analyte	Result	Qualifier	RL	MDL	Unit	D	Prepared	Analyzed	Dil Fac
Boron	**0.031**	**J**	0.080	0.022	mg/L		03/01/24 09:42	03/02/24 16:15	1
Calcium	<0.14		0.50	0.14	mg/L		03/01/24 09:42	03/02/24 16:15	1
Cobalt	<0.00022		0.0025	0.00022	mg/L		03/01/24 09:42	03/02/24 16:15	1
Iron	<0.012		0.10	0.012	mg/L		03/01/24 09:42	03/02/24 16:15	1
Magnesium	<0.023		0.50	0.023	mg/L		03/01/24 09:42	03/02/24 16:15	1
Manganese	<0.0022		0.0050	0.0022	mg/L		03/01/24 09:42	03/02/24 16:15	1
Potassium	<0.044		0.50	0.044	mg/L		03/01/24 09:42	03/02/24 16:15	1
Sodium	<0.20		0.50	0.20	mg/L		03/01/24 09:42	03/02/24 16:15	1

Client Sample Results

Client: Southern Company
Project/Site: CCR - Plant Scherer Temporary Wells

Job ID: 680-247338-1

Client Sample ID: SCH-AP1-FB-11

Lab Sample ID: 680-247338-11

Date Collected: 02/28/24 10:40
Matrix: Water
Date Received: 02/29/24 12:14

Method: SW846 6020B - Metals (ICP/MS) - Dissolved

Analyte	Result	Qualifier	RL	MDL	Unit	D	Prepared	Analyzed	Dil Fac
Cobalt, Dissolved	<0.00022		0.0025	0.00022	mg/L		03/01/24 09:54	03/02/24 18:35	1

General Chemistry

Analyte	Result	Qualifier	RL	MDL	Unit	D	Prepared	Analyzed	Dil Fac
Total Alkalinity as CaCO3 to pH 4.5 (SM 2320B-2011)	**3.5**	**J**	5.0	2.2	mg/L			03/04/24 19:16	1
Bicarbonate Alkalinity as CaCO3 (SM 2320B-2011)	<5.0		5.0	5.0	mg/L			03/04/24 19:16	1
Carbonate Alkalinity as CaCO3 (SM 2320B-2011)	<5.0		5.0	5.0	mg/L			03/04/24 19:16	1
Total Dissolved Solids (SM 2540C-2011)	<10		10	10	mg/L			03/05/24 15:10	1
Sulfide (SW846 9034)	<10		10	10	mg/L		03/06/24 10:58	03/06/24 14:14	1

QC Sample Results

Client: Southern Company
Project/Site: CCR - Plant Scherer Temporary Wells

Job ID: 680-247338-1

Method: 300.0-1993 R2.1 - Anions, Ion Chromatography

Lab Sample ID: MB 680-826972/100
Matrix: Water
Analysis Batch: 826972

Client Sample ID: Method Blank
Prep Type: Total/NA

Analyte	MB Result	MB Qualifier	RL	MDL	Unit	D	Prepared	Analyzed	Dil Fac
Chloride	<0.20		0.50	0.20	mg/L			03/11/24 22:52	1
Fluoride	<0.040		0.10	0.040	mg/L			03/11/24 22:52	1
Sulfate	<0.40		1.0	0.40	mg/L			03/11/24 22:52	1

Lab Sample ID: LCS 680-826972/116
Matrix: Water
Analysis Batch: 826972

Client Sample ID: Lab Control Sample
Prep Type: Total/NA

Analyte	Spike Added	LCS Result	LCS Qualifier	Unit	D	%Rec	%Rec Limits
Chloride	10.0	9.78		mg/L		98	90 - 110
Fluoride	2.00	2.01		mg/L		100	90 - 110
Sulfate	10.0	9.84		mg/L		98	90 - 110

Lab Sample ID: LCSD 680-826972/115
Matrix: Water
Analysis Batch: 826972

Client Sample ID: Lab Control Sample Dup
Prep Type: Total/NA

Analyte	Spike Added	LCSD Result	LCSD Qualifier	Unit	D	%Rec	%Rec Limits	RPD	RPD Limit
Chloride	10.0	9.73		mg/L		97	90 - 110	0	15
Fluoride	2.00	2.00		mg/L		100	90 - 110	0	15
Sulfate	10.0	9.75		mg/L		97	90 - 110	1	15

Lab Sample ID: 680-247855-A-1 MS
Matrix: Water
Analysis Batch: 826972

Client Sample ID: Matrix Spike
Prep Type: Total/NA

Analyte	Sample Result	Sample Qualifier	Spike Added	MS Result	MS Qualifier	Unit	D	%Rec	%Rec Limits
Chloride	35		5.00	40.5	4	mg/L		104	80 - 120
Fluoride	0.75		1.00	1.74		mg/L		99	80 - 120
Sulfate	29		5.00	35.3	4	mg/L		116	80 - 120

Lab Sample ID: 680-247855-A-1 MSD
Matrix: Water
Analysis Batch: 826972

Client Sample ID: Matrix Spike Duplicate
Prep Type: Total/NA

Analyte	Sample Result	Sample Qualifier	Spike Added	MSD Result	MSD Qualifier	Unit	D	%Rec	%Rec Limits	RPD	RPD Limit
Chloride	35		5.00	40.4	4	mg/L		103	80 - 120	0	15
Fluoride	0.75		1.00	1.73		mg/L		98	80 - 120	1	15
Sulfate	29		5.00	35.3	4	mg/L		116	80 - 120	0	15

Lab Sample ID: MB 680-826973/130
Matrix: Water
Analysis Batch: 826973

Client Sample ID: Method Blank
Prep Type: Total/NA

Analyte	MB Result	MB Qualifier	RL	MDL	Unit	D	Prepared	Analyzed	Dil Fac
Chloride	<0.20		0.50	0.20	mg/L			03/12/24 02:20	1
Fluoride	<0.040		0.10	0.040	mg/L			03/12/24 02:20	1
Sulfate	<0.40		1.0	0.40	mg/L			03/12/24 02:20	1

Method: 300.0-1993 R2.1 - Anions, Ion Chromatography (Continued)

Lab Sample ID: LCS 680-826973/131
Matrix: Water
Analysis Batch: 826973

Client Sample ID: Lab Control Sample
Prep Type: Total/NA

Analyte	Spike Added	LCS Result	LCS Qualifier	Unit	D	%Rec	%Rec Limits
Chloride	10.0	9.76		mg/L		98	90 - 110
Fluoride	2.00	2.02		mg/L		101	90 - 110
Sulfate	10.0	9.80		mg/L		98	90 - 110

Lab Sample ID: LCSD 680-826973/132
Matrix: Water
Analysis Batch: 826973

Client Sample ID: Lab Control Sample Dup
Prep Type: Total/NA

Analyte	Spike Added	LCSD Result	LCSD Qualifier	Unit	D	%Rec	%Rec Limits	RPD	RPD Limit
Chloride	10.0	9.70		mg/L		97	90 - 110	1	15
Fluoride	2.00	2.00		mg/L		100	90 - 110	1	15
Sulfate	10.0	9.72		mg/L		97	90 - 110	1	15

Lab Sample ID: 680-247338-6 MS
Matrix: Water
Analysis Batch: 826973

Client Sample ID: SCH-TW-20D
Prep Type: Total/NA

Analyte	Sample Result	Sample Qualifier	Spike Added	MS Result	MS Qualifier	Unit	D	%Rec	%Rec Limits
Chloride	7.6		5.00	12.5		mg/L		100	80 - 120
Fluoride	<0.040		1.00	0.952		mg/L		95	80 - 120
Sulfate	180	E	5.00	184	E 4	mg/L		95	80 - 120

Lab Sample ID: 680-247338-6 MSD
Matrix: Water
Analysis Batch: 826973

Client Sample ID: SCH-TW-20D
Prep Type: Total/NA

Analyte	Sample Result	Sample Qualifier	Spike Added	MSD Result	MSD Qualifier	Unit	D	%Rec	%Rec Limits	RPD	RPD Limit
Chloride	7.6		5.00	12.5		mg/L		99	80 - 120	0	15
Fluoride	<0.040		1.00	0.952		mg/L		95	80 - 120	0	15
Sulfate	180	E	5.00	183	E 4	mg/L		72	80 - 120	1	15

Lab Sample ID: MB 680-827311/2
Matrix: Water
Analysis Batch: 827311

Client Sample ID: Method Blank
Prep Type: Total/NA

Analyte	MB Result	MB Qualifier	RL	MDL	Unit	D	Prepared	Analyzed	Dil Fac
Chloride	<0.20		0.50	0.20	mg/L			03/13/24 11:21	1
Fluoride	<0.040		0.10	0.040	mg/L			03/13/24 11:21	1
Sulfate	<0.40		1.0	0.40	mg/L			03/13/24 11:21	1

Lab Sample ID: LCS 680-827311/4
Matrix: Water
Analysis Batch: 827311

Client Sample ID: Lab Control Sample
Prep Type: Total/NA

Analyte	Spike Added	LCS Result	LCS Qualifier	Unit	D	%Rec	%Rec Limits
Chloride	10.0	10.2		mg/L		102	90 - 110
Fluoride	2.00	2.01		mg/L		101	90 - 110
Sulfate	10.0	10.3		mg/L		103	90 - 110

Method: 300.0-1993 R2.1 - Anions, Ion Chromatography (Continued)

Lab Sample ID: LCSD 680-827311/5
Matrix: Water
Analysis Batch: 827311

Client Sample ID: Lab Control Sample Dup
Prep Type: Total/NA

Analyte			Spike Added	LCSD Result	LCSD Qualifier	Unit	D	%Rec	%Rec Limits	RPD	RPD Limit
Chloride			10.0	10.2		mg/L		102	90 - 110	0	15
Fluoride			2.00	2.02		mg/L		101	90 - 110	0	15
Sulfate			10.0	10.3		mg/L		103	90 - 110	0	15

Lab Sample ID: 680-247372-K-10 MS
Matrix: Water
Analysis Batch: 827311

Client Sample ID: Matrix Spike
Prep Type: Total/NA

Analyte	Sample Result	Sample Qualifier	Spike Added	MS Result	MS Qualifier	Unit	D	%Rec	%Rec Limits		
Chloride	1.7		10.0	11.7		mg/L		100	80 - 120		
Fluoride	<0.040		2.00	1.98		mg/L		99	80 - 120		
Sulfate	<0.40		10.0	10.3		mg/L		103	80 - 120		

Lab Sample ID: 680-247372-K-10 MSD
Matrix: Water
Analysis Batch: 827311

Client Sample ID: Matrix Spike Duplicate
Prep Type: Total/NA

Analyte	Sample Result	Sample Qualifier	Spike Added	MSD Result	MSD Qualifier	Unit	D	%Rec	%Rec Limits	RPD	RPD Limit
Chloride	1.7		10.0	11.7		mg/L		100	80 - 120	0	15
Fluoride	<0.040		2.00	1.97		mg/L		99	80 - 120	0	15
Sulfate	<0.40		10.0	10.3		mg/L		103	80 - 120	0	15

Lab Sample ID: MB 680-828376/96
Matrix: Water
Analysis Batch: 828376

Client Sample ID: Method Blank
Prep Type: Total/NA

Analyte	MB Result	MB Qualifier	RL	MDL	Unit	D	Prepared	Analyzed	Dil Fac
Chloride	<0.20		0.50	0.20	mg/L			03/19/24 15:30	1
Fluoride	<0.040		0.10	0.040	mg/L			03/19/24 15:30	1
Sulfate	<0.40		1.0	0.40	mg/L			03/19/24 15:30	1

Lab Sample ID: LCS 680-828376/94
Matrix: Water
Analysis Batch: 828376

Client Sample ID: Lab Control Sample
Prep Type: Total/NA

Analyte			Spike Added	LCS Result	LCS Qualifier	Unit	D	%Rec	%Rec Limits		
Chloride			10.0	10.6		mg/L		106	90 - 110		
Sulfate			10.0	10.1		mg/L		101	90 - 110		

Lab Sample ID: LCSD 680-828376/126
Matrix: Water
Analysis Batch: 828376

Client Sample ID: Lab Control Sample Dup
Prep Type: Total/NA

Analyte			Spike Added	LCSD Result	LCSD Qualifier	Unit	D	%Rec	%Rec Limits	RPD	RPD Limit
Chloride			10.0	10.5		mg/L		105	90 - 110	0	15
Sulfate			10.0	10.1		mg/L		101	90 - 110	0	15

Method: 300.0-1993 R2.1 - Anions, Ion Chromatography (Continued)

Lab Sample ID: 680-247682-C-4 MS
Matrix: Water
Analysis Batch: 828376

Client Sample ID: Matrix Spike
Prep Type: Total/NA

Analyte	Sample Result	Sample Qualifier	Spike Added	MS Result	MS Qualifier	Unit	D	%Rec	%Rec Limits
Chloride	15		10.0	25.8		mg/L		108	80 - 120
Fluoride	0.27	*+	2.00	2.36		mg/L		105	80 - 120
Sulfate	7.8		10.0	18.0		mg/L		103	80 - 120

Lab Sample ID: 680-247682-C-4 MSD
Matrix: Water
Analysis Batch: 828376

Client Sample ID: Matrix Spike Duplicate
Prep Type: Total/NA

Analyte	Sample Result	Sample Qualifier	Spike Added	MSD Result	MSD Qualifier	Unit	D	%Rec	%Rec Limits	RPD	RPD Limit
Chloride	15		10.0	25.6		mg/L		106	80 - 120	1	15
Fluoride	0.27	*+	2.00	2.35		mg/L		104	80 - 120	0	15
Sulfate	7.8		10.0	17.8		mg/L		101	80 - 120	1	15

Method: 6020B - Metals (ICP/MS)

Lab Sample ID: MB 680-825332/1-A
Matrix: Water
Analysis Batch: 825609

Client Sample ID: Method Blank
Prep Type: Total Recoverable
Prep Batch: 825332

Analyte	MB Result	MB Qualifier	RL	MDL	Unit	D	Prepared	Analyzed	Dil Fac
Boron	<0.022		0.080	0.022	mg/L		03/01/24 09:42	03/02/24 15:49	1
Calcium	<0.14		0.50	0.14	mg/L		03/01/24 09:42	03/02/24 15:49	1
Cobalt	<0.00022		0.0025	0.00022	mg/L		03/01/24 09:42	03/02/24 15:49	1
Iron	<0.012		0.10	0.012	mg/L		03/01/24 09:42	03/02/24 15:49	1
Magnesium	<0.023		0.50	0.023	mg/L		03/01/24 09:42	03/02/24 15:49	1
Manganese	<0.0022		0.0050	0.0022	mg/L		03/01/24 09:42	03/02/24 15:49	1
Potassium	<0.044		0.50	0.044	mg/L		03/01/24 09:42	03/02/24 15:49	1
Sodium	<0.20		0.50	0.20	mg/L		03/01/24 09:42	03/02/24 15:49	1

Lab Sample ID: LCS 680-825332/2-A
Matrix: Water
Analysis Batch: 825609

Client Sample ID: Lab Control Sample
Prep Type: Total Recoverable
Prep Batch: 825332

Analyte	Spike Added	LCS Result	LCS Qualifier	Unit	D	%Rec	%Rec Limits
Boron	0.400	0.406		mg/L		102	80 - 120
Calcium	5.00	5.11		mg/L		102	80 - 120
Cobalt	0.0500	0.0539		mg/L		108	80 - 120
Iron	4.99	5.01		mg/L		100	80 - 120
Magnesium	5.00	5.02		mg/L		100	80 - 120
Manganese	0.400	0.396		mg/L		99	80 - 120
Potassium	7.00	6.95		mg/L		99	80 - 120
Sodium	5.03	5.01		mg/L		100	80 - 120

Lab Sample ID: 680-247326-A-3-F MS
Matrix: Water
Analysis Batch: 825609

Client Sample ID: Matrix Spike
Prep Type: Total Recoverable
Prep Batch: 825332

Analyte	Sample Result	Sample Qualifier	Spike Added	MS Result	MS Qualifier	Unit	D	%Rec	%Rec Limits
Boron	0.13		0.400	0.513		mg/L		97	75 - 125
Calcium	34		5.00	41.2	4	mg/L		143	75 - 125

Method: 6020B - Metals (ICP/MS) (Continued)

Lab Sample ID: 680-247326-A-3-F MS
Matrix: Water
Analysis Batch: 825609

Client Sample ID: Matrix Spike
Prep Type: Total Recoverable
Prep Batch: 825332

Analyte	Sample Result	Sample Qualifier	Spike Added	MS Result	MS Qualifier	Unit	D	%Rec	%Rec Limits
Cobalt	0.00043	J	0.0500	0.0540		mg/L		107	75 - 125
Iron	2.8		4.99	7.97		mg/L		104	75 - 125
Magnesium	5.6		5.00	10.9		mg/L		107	75 - 125
Manganese	0.070		0.400	0.462		mg/L		98	75 - 125
Potassium	3.6		7.00	11.0		mg/L		105	75 - 125
Sodium	16		5.03	21.8		mg/L		116	75 - 125

Lab Sample ID: 680-247326-A-3-G MSD
Matrix: Water
Analysis Batch: 825609

Client Sample ID: Matrix Spike Duplicate
Prep Type: Total Recoverable
Prep Batch: 825332

Analyte	Sample Result	Sample Qualifier	Spike Added	MSD Result	MSD Qualifier	Unit	D	%Rec	%Rec Limits	RPD	RPD Limit
Boron	0.13		0.400	0.525		mg/L		100	75 - 125	2	20
Calcium	34		5.00	40.9	4	mg/L		137	75 - 125	1	20
Cobalt	0.00043	J	0.0500	0.0519		mg/L		103	75 - 125	4	20
Iron	2.8		4.99	7.64		mg/L		98	75 - 125	4	20
Magnesium	5.6		5.00	10.5		mg/L		100	75 - 125	4	20
Manganese	0.070		0.400	0.447		mg/L		94	75 - 125	3	20
Potassium	3.6		7.00	10.9		mg/L		105	75 - 125	1	20
Sodium	16		5.03	21.2		mg/L		105	75 - 125	3	20

Lab Sample ID: MB 680-825335/1-A
Matrix: Water
Analysis Batch: 825609

Client Sample ID: Method Blank
Prep Type: Total Recoverable
Prep Batch: 825335

Analyte	MB Result	MB Qualifier	RL	MDL	Unit	D	Prepared	Analyzed	Dil Fac
Cobalt, Dissolved	<0.00022		0.0025	0.00022	mg/L		03/01/24 09:54	03/02/24 17:58	1

Lab Sample ID: LCS 680-825335/2-A
Matrix: Water
Analysis Batch: 825609

Client Sample ID: Lab Control Sample
Prep Type: Total Recoverable
Prep Batch: 825335

Analyte	Spike Added	LCS Result	LCS Qualifier	Unit	D	%Rec	%Rec Limits
Cobalt, Dissolved	0.0500	0.0556		mg/L		111	80 - 120

Lab Sample ID: 680-247338-5 MS
Matrix: Water
Analysis Batch: 825609

Client Sample ID: SCH-AP1-EB-11
Prep Type: Dissolved
Prep Batch: 825335

Analyte	Sample Result	Sample Qualifier	Spike Added	MS Result	MS Qualifier	Unit	D	%Rec	%Rec Limits
Cobalt, Dissolved	<0.00022		0.0500	0.0539		mg/L		108	75 - 125

Lab Sample ID: 680-247338-5 MSD
Matrix: Water
Analysis Batch: 825609

Client Sample ID: SCH-AP1-EB-11
Prep Type: Dissolved
Prep Batch: 825335

Analyte	Sample Result	Sample Qualifier	Spike Added	MSD Result	MSD Qualifier	Unit	D	%Rec	%Rec Limits	RPD	RPD Limit
Cobalt, Dissolved	<0.00022		0.0500	0.0517		mg/L		103	75 - 125	4	20

Method: 2320B-2011 - Alkalinity, Total

Lab Sample ID: MB 680-825906/4
Matrix: Water
Analysis Batch: 825906
Client Sample ID: Method Blank
Prep Type: Total/NA

Analyte	MB Result	MB Qualifier	RL	MDL	Unit	D	Prepared	Analyzed	Dil Fac
Total Alkalinity as CaCO3 to pH 4.5	<2.2		5.0	2.2	mg/L			03/04/24 17:10	1
Bicarbonate Alkalinity as CaCO3	<5.0		5.0	5.0	mg/L			03/04/24 17:10	1
Carbonate Alkalinity as CaCO3	<5.0		5.0	5.0	mg/L			03/04/24 17:10	1

Lab Sample ID: LCS 680-825906/6
Matrix: Water
Analysis Batch: 825906
Client Sample ID: Lab Control Sample
Prep Type: Total/NA

Analyte			Spike Added	LCS Result	LCS Qualifier	Unit	D	%Rec	%Rec Limits		
Total Alkalinity as CaCO3 to pH 4.5			250	248		mg/L		99	90 - 112		

Lab Sample ID: LCSD 680-825906/31
Matrix: Water
Analysis Batch: 825906
Client Sample ID: Lab Control Sample Dup
Prep Type: Total/NA

Analyte			Spike Added	LCSD Result	LCSD Qualifier	Unit	D	%Rec	%Rec Limits	RPD	RPD Limit
Total Alkalinity as CaCO3 to pH 4.5			250	250		mg/L		100	90 - 112	0	30

Lab Sample ID: 680-247338-2 DU
Matrix: Water
Analysis Batch: 825906
Client Sample ID: SCH-TW-15A-D
Prep Type: Total/NA

Analyte	Sample Result	Sample Qualifier		DU Result	DU Qualifier	Unit	D			RPD	RPD Limit
Total Alkalinity as CaCO3 to pH 4.5	31			32.3		mg/L				5	30
Bicarbonate Alkalinity as CaCO3	31			32.3		mg/L				5	30
Carbonate Alkalinity as CaCO3	<5.0			<5.0		mg/L				NC	30

Lab Sample ID: 680-247338-11 DU
Matrix: Water
Analysis Batch: 825906
Client Sample ID: SCH-AP1-FB-11
Prep Type: Total/NA

Analyte	Sample Result	Sample Qualifier		DU Result	DU Qualifier	Unit	D			RPD	RPD Limit
Total Alkalinity as CaCO3 to pH 4.5	3.5	J		<2.2		mg/L				NC	30
Bicarbonate Alkalinity as CaCO3	<5.0			<5.0		mg/L				NC	30
Carbonate Alkalinity as CaCO3	<5.0			<5.0		mg/L				NC	30

Method: 2540C-2011 - Total Dissolved Solids (Dried at 180 °C)

Lab Sample ID: MB 680-825678/1
Matrix: Water
Analysis Batch: 825678
Client Sample ID: Method Blank
Prep Type: Total/NA

Analyte	MB Result	MB Qualifier	RL	MDL	Unit	D	Prepared	Analyzed	Dil Fac
Total Dissolved Solids	<5.0		5.0	5.0	mg/L			03/04/24 11:29	1

Method: 2540C-2011 - Total Dissolved Solids (Dried at 180 °C) (Continued)

Lab Sample ID: LCS 680-825678/2 — **Client Sample ID: Lab Control Sample**
Matrix: Water — **Prep Type: Total/NA**
Analysis Batch: 825678

Analyte			Spike Added	LCS Result	LCS Qualifier	Unit	D	%Rec	%Rec Limits		
Total Dissolved Solids			2410	2430		mg/L		101	80 - 120		

Lab Sample ID: LCSD 680-825678/3 — **Client Sample ID: Lab Control Sample Dup**
Matrix: Water — **Prep Type: Total/NA**
Analysis Batch: 825678

Analyte			Spike Added	LCSD Result	LCSD Qualifier	Unit	D	%Rec	%Rec Limits	RPD	RPD Limit
Total Dissolved Solids			2410	2440		mg/L		101	80 - 120	0	25

Lab Sample ID: 680-247338-1 DU — **Client Sample ID: SCH-TW-15A-S**
Matrix: Water — **Prep Type: Total/NA**
Analysis Batch: 825678

Analyte	Sample Result	Sample Qualifier		DU Result	DU Qualifier	Unit	D			RPD	RPD Limit
Total Dissolved Solids	360			344		mg/L				4	5

Lab Sample ID: 680-247338-2 DU — **Client Sample ID: SCH-TW-15A-D**
Matrix: Water — **Prep Type: Total/NA**
Analysis Batch: 825678

Analyte	Sample Result	Sample Qualifier		DU Result	DU Qualifier	Unit	D			RPD	RPD Limit
Total Dissolved Solids	240			232		mg/L				3	5

Lab Sample ID: MB 680-825918/1 — **Client Sample ID: Method Blank**
Matrix: Water — **Prep Type: Total/NA**
Analysis Batch: 825918

Analyte	MB Result	MB Qualifier	RL	MDL	Unit	D	Prepared	Analyzed	Dil Fac
Total Dissolved Solids	<5.0		5.0	5.0	mg/L			03/05/24 15:10	1

Lab Sample ID: LCS 680-825918/2 — **Client Sample ID: Lab Control Sample**
Matrix: Water — **Prep Type: Total/NA**
Analysis Batch: 825918

Analyte			Spike Added	LCS Result	LCS Qualifier	Unit	D	%Rec	%Rec Limits		
Total Dissolved Solids			2410	2430		mg/L		101	80 - 120		

Lab Sample ID: LCSD 680-825918/3 — **Client Sample ID: Lab Control Sample Dup**
Matrix: Water — **Prep Type: Total/NA**
Analysis Batch: 825918

Analyte			Spike Added	LCSD Result	LCSD Qualifier	Unit	D	%Rec	%Rec Limits	RPD	RPD Limit
Total Dissolved Solids			2410	2430		mg/L		101	80 - 120	0	25

Lab Sample ID: 680-247338-8 DU — **Client Sample ID: SCH-TW-18B**
Matrix: Water — **Prep Type: Total/NA**
Analysis Batch: 825918

Analyte	Sample Result	Sample Qualifier		DU Result	DU Qualifier	Unit	D			RPD	RPD Limit
Total Dissolved Solids	850			820		mg/L				3	5

QC Sample Results

Client: Southern Company
Project/Site: CCR - Plant Scherer Temporary Wells

Job ID: 680-247338-1

Method: 9034 - Sulfide, Acid Soluble and Insoluble (Titrimetric)

Lab Sample ID: MB 680-826069/1-A — **Client Sample ID: Method Blank**
Matrix: Water — **Prep Type: Total/NA**
Analysis Batch: 826128 — **Prep Batch: 826069**

Analyte	MB Result	MB Qualifier	RL	MDL	Unit	D	Prepared	Analyzed	Dil Fac
Sulfide	<10		10	10	mg/L		03/06/24 10:58	03/06/24 14:14	1

Lab Sample ID: LCS 680-826069/2-A — **Client Sample ID: Lab Control Sample**
Matrix: Water — **Prep Type: Total/NA**
Analysis Batch: 826128 — **Prep Batch: 826069**

Analyte			Spike Added	LCS Result	LCS Qualifier	Unit	D	%Rec	%Rec Limits		
Sulfide			208	114		mg/L		55	50 - 150		

Lab Sample ID: LCSD 680-826069/3-A — **Client Sample ID: Lab Control Sample Dup**
Matrix: Water — **Prep Type: Total/NA**
Analysis Batch: 826128 — **Prep Batch: 826069**

Analyte			Spike Added	LCSD Result	LCSD Qualifier	Unit	D	%Rec	%Rec Limits	RPD	RPD Limit
Sulfide			208	120		mg/L		58	50 - 150	6	50

Lab Sample ID: 680-247338-2 MS — **Client Sample ID: SCH-TW-15A-D**
Matrix: Water — **Prep Type: Total/NA**
Analysis Batch: 826128 — **Prep Batch: 826069**

Analyte	Sample Result	Sample Qualifier	Spike Added	MS Result	MS Qualifier	Unit	D	%Rec	%Rec Limits		
Sulfide	<10	F1	208	90.8	F1	mg/L		44	50 - 150		

Lab Sample ID: 680-247338-2 MSD — **Client Sample ID: SCH-TW-15A-D**
Matrix: Water — **Prep Type: Total/NA**
Analysis Batch: 826128 — **Prep Batch: 826069**

Analyte	Sample Result	Sample Qualifier	Spike Added	MSD Result	MSD Qualifier	Unit	D	%Rec	%Rec Limits	RPD	RPD Limit
Sulfide	<10	F1	208	118		mg/L		56	50 - 150	26	50

Lab Sample ID: 680-247338-1 DU — **Client Sample ID: SCH-TW-15A-S**
Matrix: Water — **Prep Type: Total/NA**
Analysis Batch: 826128 — **Prep Batch: 826069**

Analyte	Sample Result	Sample Qualifier		DU Result	DU Qualifier	Unit	D			RPD	RPD Limit
Sulfide	<10			<10		mg/L				NC	50

QC Association Summary

Client: Southern Company
Project/Site: CCR - Plant Scherer Temporary Wells

Job ID: 680-247338-1

HPLC/IC

Analysis Batch: 826972

Lab Sample ID	Client Sample ID	Prep Type	Matrix	Method	Prep Batch
680-247338-1	SCH-TW-15A-S	Total/NA	Water	300.0-1993 R2.1	
680-247338-9	SCH-TW-18D	Total/NA	Water	300.0-1993 R2.1	
680-247338-10	SCH-TW-20A	Total/NA	Water	300.0-1993 R2.1	
MB 680-826972/100	Method Blank	Total/NA	Water	300.0-1993 R2.1	
LCS 680-826972/116	Lab Control Sample	Total/NA	Water	300.0-1993 R2.1	
LCSD 680-826972/115	Lab Control Sample Dup	Total/NA	Water	300.0-1993 R2.1	
680-247855-A-1 MS	Matrix Spike	Total/NA	Water	300.0-1993 R2.1	
680-247855-A-1 MSD	Matrix Spike Duplicate	Total/NA	Water	300.0-1993 R2.1	

Analysis Batch: 826973

Lab Sample ID	Client Sample ID	Prep Type	Matrix	Method	Prep Batch
680-247338-2	SCH-TW-15A-D	Total/NA	Water	300.0-1993 R2.1	
680-247338-3	SCH-TW-15B	Total/NA	Water	300.0-1993 R2.1	
680-247338-4	SCH-TW-20B	Total/NA	Water	300.0-1993 R2.1	
680-247338-5	SCH-AP1-EB-11	Total/NA	Water	300.0-1993 R2.1	
680-247338-6	SCH-TW-20D	Total/NA	Water	300.0-1993 R2.1	
680-247338-7	SCH-TW-15C-D	Total/NA	Water	300.0-1993 R2.1	
680-247338-8	SCH-TW-18B	Total/NA	Water	300.0-1993 R2.1	
680-247338-11	SCH-AP1-FB-11	Total/NA	Water	300.0-1993 R2.1	
MB 680-826973/130	Method Blank	Total/NA	Water	300.0-1993 R2.1	
LCS 680-826973/131	Lab Control Sample	Total/NA	Water	300.0-1993 R2.1	
LCSD 680-826973/132	Lab Control Sample Dup	Total/NA	Water	300.0-1993 R2.1	
680-247338-6 MS	SCH-TW-20D	Total/NA	Water	300.0-1993 R2.1	
680-247338-6 MSD	SCH-TW-20D	Total/NA	Water	300.0-1993 R2.1	

Analysis Batch: 827311

Lab Sample ID	Client Sample ID	Prep Type	Matrix	Method	Prep Batch
680-247338-1	SCH-TW-15A-S	Total/NA	Water	300.0-1993 R2.1	
680-247338-9	SCH-TW-18D	Total/NA	Water	300.0-1993 R2.1	
680-247338-10	SCH-TW-20A	Total/NA	Water	300.0-1993 R2.1	
MB 680-827311/2	Method Blank	Total/NA	Water	300.0-1993 R2.1	
LCS 680-827311/4	Lab Control Sample	Total/NA	Water	300.0-1993 R2.1	
LCSD 680-827311/5	Lab Control Sample Dup	Total/NA	Water	300.0-1993 R2.1	
680-247372-K-10 MS	Matrix Spike	Total/NA	Water	300.0-1993 R2.1	
680-247372-K-10 MSD	Matrix Spike Duplicate	Total/NA	Water	300.0-1993 R2.1	

Analysis Batch: 828376

Lab Sample ID	Client Sample ID	Prep Type	Matrix	Method	Prep Batch
680-247338-2	SCH-TW-15A-D	Total/NA	Water	300.0-1993 R2.1	
680-247338-3	SCH-TW-15B	Total/NA	Water	300.0-1993 R2.1	
680-247338-4	SCH-TW-20B	Total/NA	Water	300.0-1993 R2.1	
680-247338-6	SCH-TW-20D	Total/NA	Water	300.0-1993 R2.1	
680-247338-7	SCH-TW-15C-D	Total/NA	Water	300.0-1993 R2.1	
680-247338-8	SCH-TW-18B	Total/NA	Water	300.0-1993 R2.1	
MB 680-828376/96	Method Blank	Total/NA	Water	300.0-1993 R2.1	
LCS 680-828376/94	Lab Control Sample	Total/NA	Water	300.0-1993 R2.1	
LCSD 680-828376/126	Lab Control Sample Dup	Total/NA	Water	300.0-1993 R2.1	
680-247682-C-4 MS	Matrix Spike	Total/NA	Water	300.0-1993 R2.1	
680-247682-C-4 MSD	Matrix Spike Duplicate	Total/NA	Water	300.0-1993 R2.1	

QC Association Summary

Client: Southern Company
Project/Site: CCR - Plant Scherer Temporary Wells

Job ID: 680-247338-1

Metals

Prep Batch: 825332

Lab Sample ID	Client Sample ID	Prep Type	Matrix	Method	Prep Batch
680-247338-1	SCH-TW-15A-S	Total Recoverable	Water	3005A	
680-247338-2	SCH-TW-15A-D	Total Recoverable	Water	3005A	
680-247338-3	SCH-TW-15B	Total Recoverable	Water	3005A	
680-247338-4	SCH-TW-20B	Total Recoverable	Water	3005A	
680-247338-5	SCH-AP1-EB-11	Total Recoverable	Water	3005A	
680-247338-6	SCH-TW-20D	Total Recoverable	Water	3005A	
680-247338-7	SCH-TW-15C-D	Total Recoverable	Water	3005A	
680-247338-8	SCH-TW-18B	Total Recoverable	Water	3005A	
680-247338-9	SCH-TW-18D	Total Recoverable	Water	3005A	
680-247338-10	SCH-TW-20A	Total Recoverable	Water	3005A	
680-247338-11	SCH-AP1-FB-11	Total Recoverable	Water	3005A	
MB 680-825332/1-A	Method Blank	Total Recoverable	Water	3005A	
LCS 680-825332/2-A	Lab Control Sample	Total Recoverable	Water	3005A	
680-247326-A-3-F MS	Matrix Spike	Total Recoverable	Water	3005A	
680-247326-A-3-G MSD	Matrix Spike Duplicate	Total Recoverable	Water	3005A	

Prep Batch: 825335

Lab Sample ID	Client Sample ID	Prep Type	Matrix	Method	Prep Batch
680-247338-1	SCH-TW-15A-S	Dissolved	Water	3005A	
680-247338-2	SCH-TW-15A-D	Dissolved	Water	3005A	
680-247338-3	SCH-TW-15B	Dissolved	Water	3005A	
680-247338-4	SCH-TW-20B	Dissolved	Water	3005A	
680-247338-5	SCH-AP1-EB-11	Dissolved	Water	3005A	
680-247338-6	SCH-TW-20D	Dissolved	Water	3005A	
680-247338-7	SCH-TW-15C-D	Dissolved	Water	3005A	
680-247338-8	SCH-TW-18B	Dissolved	Water	3005A	
680-247338-9	SCH-TW-18D	Dissolved	Water	3005A	
680-247338-10	SCH-TW-20A	Dissolved	Water	3005A	
680-247338-11	SCH-AP1-FB-11	Dissolved	Water	3005A	
MB 680-825335/1-A	Method Blank	Total Recoverable	Water	3005A	
LCS 680-825335/2-A	Lab Control Sample	Total Recoverable	Water	3005A	
680-247338-5 MS	SCH-AP1-EB-11	Dissolved	Water	3005A	
680-247338-5 MSD	SCH-AP1-EB-11	Dissolved	Water	3005A	

Analysis Batch: 825609

Lab Sample ID	Client Sample ID	Prep Type	Matrix	Method	Prep Batch
680-247338-1	SCH-TW-15A-S	Dissolved	Water	6020B	825335
680-247338-1	SCH-TW-15A-S	Total Recoverable	Water	6020B	825332
680-247338-2	SCH-TW-15A-D	Dissolved	Water	6020B	825335
680-247338-2	SCH-TW-15A-D	Total Recoverable	Water	6020B	825332
680-247338-3	SCH-TW-15B	Dissolved	Water	6020B	825335
680-247338-3	SCH-TW-15B	Total Recoverable	Water	6020B	825332
680-247338-4	SCH-TW-20B	Dissolved	Water	6020B	825335
680-247338-4	SCH-TW-20B	Total Recoverable	Water	6020B	825332
680-247338-5	SCH-AP1-EB-11	Dissolved	Water	6020B	825335
680-247338-5	SCH-AP1-EB-11	Total Recoverable	Water	6020B	825332
680-247338-6	SCH-TW-20D	Dissolved	Water	6020B	825335
680-247338-6	SCH-TW-20D	Total Recoverable	Water	6020B	825332
680-247338-7	SCH-TW-15C-D	Dissolved	Water	6020B	825335
680-247338-7	SCH-TW-15C-D	Total Recoverable	Water	6020B	825332
680-247338-8	SCH-TW-18B	Dissolved	Water	6020B	825335

Metals (Continued)

Analysis Batch: 825609 (Continued)

Lab Sample ID	Client Sample ID	Prep Type	Matrix	Method	Prep Batch
680-247338-8	SCH-TW-18B	Total Recoverable	Water	6020B	825332
680-247338-9	SCH-TW-18D	Dissolved	Water	6020B	825335
680-247338-9	SCH-TW-18D	Total Recoverable	Water	6020B	825332
680-247338-10	SCH-TW-20A	Dissolved	Water	6020B	825335
680-247338-10	SCH-TW-20A	Total Recoverable	Water	6020B	825332
680-247338-11	SCH-AP1-FB-11	Dissolved	Water	6020B	825335
680-247338-11	SCH-AP1-FB-11	Total Recoverable	Water	6020B	825332
MB 680-825332/1-A	Method Blank	Total Recoverable	Water	6020B	825332
MB 680-825335/1-A	Method Blank	Total Recoverable	Water	6020B	825335
LCS 680-825332/2-A	Lab Control Sample	Total Recoverable	Water	6020B	825332
LCS 680-825335/2-A	Lab Control Sample	Total Recoverable	Water	6020B	825335
680-247326-A-3-F MS	Matrix Spike	Total Recoverable	Water	6020B	825332
680-247326-A-3-G MSD	Matrix Spike Duplicate	Total Recoverable	Water	6020B	825332
680-247338-5 MS	SCH-AP1-EB-11	Dissolved	Water	6020B	825335
680-247338-5 MSD	SCH-AP1-EB-11	Dissolved	Water	6020B	825335

General Chemistry

Analysis Batch: 825678

Lab Sample ID	Client Sample ID	Prep Type	Matrix	Method	Prep Batch
680-247338-1	SCH-TW-15A-S	Total/NA	Water	2540C-2011	
680-247338-2	SCH-TW-15A-D	Total/NA	Water	2540C-2011	
MB 680-825678/1	Method Blank	Total/NA	Water	2540C-2011	
LCS 680-825678/2	Lab Control Sample	Total/NA	Water	2540C-2011	
LCSD 680-825678/3	Lab Control Sample Dup	Total/NA	Water	2540C-2011	
680-247338-1 DU	SCH-TW-15A-S	Total/NA	Water	2540C-2011	
680-247338-2 DU	SCH-TW-15A-D	Total/NA	Water	2540C-2011	

Analysis Batch: 825906

Lab Sample ID	Client Sample ID	Prep Type	Matrix	Method	Prep Batch
680-247338-1	SCH-TW-15A-S	Total/NA	Water	2320B-2011	
680-247338-2	SCH-TW-15A-D	Total/NA	Water	2320B-2011	
680-247338-3	SCH-TW-15B	Total/NA	Water	2320B-2011	
680-247338-4	SCH-TW-20B	Total/NA	Water	2320B-2011	
680-247338-5	SCH-AP1-EB-11	Total/NA	Water	2320B-2011	
680-247338-6	SCH-TW-20D	Total/NA	Water	2320B-2011	
680-247338-7	SCH-TW-15C-D	Total/NA	Water	2320B-2011	
680-247338-8	SCH-TW-18B	Total/NA	Water	2320B-2011	
680-247338-9	SCH-TW-18D	Total/NA	Water	2320B-2011	
680-247338-10	SCH-TW-20A	Total/NA	Water	2320B-2011	
680-247338-11	SCH-AP1-FB-11	Total/NA	Water	2320B-2011	
MB 680-825906/4	Method Blank	Total/NA	Water	2320B-2011	
LCS 680-825906/6	Lab Control Sample	Total/NA	Water	2320B-2011	
LCSD 680-825906/31	Lab Control Sample Dup	Total/NA	Water	2320B-2011	
680-247338-2 DU	SCH-TW-15A-D	Total/NA	Water	2320B-2011	
680-247338-11 DU	SCH-AP1-FB-11	Total/NA	Water	2320B-2011	

Analysis Batch: 825918

Lab Sample ID	Client Sample ID	Prep Type	Matrix	Method	Prep Batch
680-247338-3	SCH-TW-15B	Total/NA	Water	2540C-2011	
680-247338-4	SCH-TW-20B	Total/NA	Water	2540C-2011	

General Chemistry (Continued)

Analysis Batch: 825918 (Continued)

Lab Sample ID	Client Sample ID	Prep Type	Matrix	Method	Prep Batch
680-247338-5	SCH-AP1-EB-11	Total/NA	Water	2540C-2011	
680-247338-6	SCH-TW-20D	Total/NA	Water	2540C-2011	
680-247338-7	SCH-TW-15C-D	Total/NA	Water	2540C-2011	
680-247338-8	SCH-TW-18B	Total/NA	Water	2540C-2011	
680-247338-9	SCH-TW-18D	Total/NA	Water	2540C-2011	
680-247338-10	SCH-TW-20A	Total/NA	Water	2540C-2011	
680-247338-11	SCH-AP1-FB-11	Total/NA	Water	2540C-2011	
MB 680-825918/1	Method Blank	Total/NA	Water	2540C-2011	
LCS 680-825918/2	Lab Control Sample	Total/NA	Water	2540C-2011	
LCSD 680-825918/3	Lab Control Sample Dup	Total/NA	Water	2540C-2011	
680-247338-8 DU	SCH-TW-18B	Total/NA	Water	2540C-2011	

Prep Batch: 826069

Lab Sample ID	Client Sample ID	Prep Type	Matrix	Method	Prep Batch
680-247338-1	SCH-TW-15A-S	Total/NA	Water	9030B	
680-247338-2	SCH-TW-15A-D	Total/NA	Water	9030B	
680-247338-3	SCH-TW-15B	Total/NA	Water	9030B	
680-247338-4	SCH-TW-20B	Total/NA	Water	9030B	
680-247338-5	SCH-AP1-EB-11	Total/NA	Water	9030B	
680-247338-6	SCH-TW-20D	Total/NA	Water	9030B	
680-247338-7	SCH-TW-15C-D	Total/NA	Water	9030B	
680-247338-8	SCH-TW-18B	Total/NA	Water	9030B	
680-247338-9	SCH-TW-18D	Total/NA	Water	9030B	
680-247338-10	SCH-TW-20A	Total/NA	Water	9030B	
680-247338-11	SCH-AP1-FB-11	Total/NA	Water	9030B	
MB 680-826069/1-A	Method Blank	Total/NA	Water	9030B	
LCS 680-826069/2-A	Lab Control Sample	Total/NA	Water	9030B	
LCSD 680-826069/3-A	Lab Control Sample Dup	Total/NA	Water	9030B	
680-247338-2 MS	SCH-TW-15A-D	Total/NA	Water	9030B	
680-247338-2 MSD	SCH-TW-15A-D	Total/NA	Water	9030B	
680-247338-1 DU	SCH-TW-15A-S	Total/NA	Water	9030B	

Analysis Batch: 826128

Lab Sample ID	Client Sample ID	Prep Type	Matrix	Method	Prep Batch
680-247338-1	SCH-TW-15A-S	Total/NA	Water	9034	826069
680-247338-2	SCH-TW-15A-D	Total/NA	Water	9034	826069
680-247338-3	SCH-TW-15B	Total/NA	Water	9034	826069
680-247338-4	SCH-TW-20B	Total/NA	Water	9034	826069
680-247338-5	SCH-AP1-EB-11	Total/NA	Water	9034	826069
680-247338-6	SCH-TW-20D	Total/NA	Water	9034	826069
680-247338-7	SCH-TW-15C-D	Total/NA	Water	9034	826069
680-247338-8	SCH-TW-18B	Total/NA	Water	9034	826069
680-247338-9	SCH-TW-18D	Total/NA	Water	9034	826069
680-247338-10	SCH-TW-20A	Total/NA	Water	9034	826069
680-247338-11	SCH-AP1-FB-11	Total/NA	Water	9034	826069
MB 680-826069/1-A	Method Blank	Total/NA	Water	9034	826069
LCS 680-826069/2-A	Lab Control Sample	Total/NA	Water	9034	826069
LCSD 680-826069/3-A	Lab Control Sample Dup	Total/NA	Water	9034	826069
680-247338-2 MS	SCH-TW-15A-D	Total/NA	Water	9034	826069
680-247338-2 MSD	SCH-TW-15A-D	Total/NA	Water	9034	826069
680-247338-1 DU	SCH-TW-15A-S	Total/NA	Water	9034	826069

Lab Chronicle

Client: Southern Company
Project/Site: CCR - Plant Scherer Temporary Wells

Job ID: 680-247338-1

Client Sample ID: SCH-TW-15A-S

Lab Sample ID: 680-247338-1
Date Collected: 02/28/24 12:36
Matrix: Water
Date Received: 02/29/24 12:14

Prep Type	Batch Type	Batch Method	Run	Dil Factor	Initial Amount	Final Amount	Batch Number	Prepared or Analyzed	Analyst	Lab
Total/NA	Analysis	300.0-1993 R2.1		1	2 mL	2 mL	826972	03/12/24 01:48	GE	EET SAV
	Instrument ID:	CICR								
Total/NA	Analysis	300.0-1993 R2.1		10	2 mL	2 mL	827311	03/13/24 13:08	KMB	EET SAV
	Instrument ID:	CICR								
Dissolved	Prep	3005A			25 mL	125 mL	825335	03/01/24 09:54	BCB	EET SAV
Dissolved	Analysis	6020B		1			825609	03/02/24 18:21	BWR	EET SAV
	Instrument ID:	ICPMSD								
Total Recoverable	Prep	3005A			25 mL	125 mL	825332	03/01/24 09:42	BCB	EET SAV
Total Recoverable	Analysis	6020B		1			825609	03/02/24 16:32	BWR	EET SAV
	Instrument ID:	ICPMSD								
Total/NA	Analysis	2320B-2011		1			825906	03/04/24 17:46	PG	EET SAV
	Instrument ID:	MANTECH 2								
Total/NA	Analysis	2540C-2011		1	50 mL	200 mL	825678	03/04/24 11:29	PG	EET SAV
	Instrument ID:	NOEQUIP								
Total/NA	Prep	9030B			6 mL	6 mL	826069	03/06/24 10:58	JAS	EET SAV
Total/NA	Analysis	9034		1	6 mL	6 mL	826128	03/06/24 14:14	JAS	EET SAV
	Instrument ID:	NoEquip								

Client Sample ID: SCH-TW-15A-D

Lab Sample ID: 680-247338-2
Date Collected: 02/28/24 10:41
Matrix: Water
Date Received: 02/29/24 12:14

Prep Type	Batch Type	Batch Method	Run	Dil Factor	Initial Amount	Final Amount	Batch Number	Prepared or Analyzed	Analyst	Lab
Total/NA	Analysis	300.0-1993 R2.1		1	2 mL	2 mL	826973	03/12/24 03:06	GE	EET SAV
	Instrument ID:	CICR								
Total/NA	Analysis	300.0-1993 R2.1		5	2 mL	2 mL	828376	03/19/24 16:47	GE	EET SAV
	Instrument ID:	CICR								
Dissolved	Prep	3005A			25 mL	125 mL	825335	03/01/24 09:54	BCB	EET SAV
Dissolved	Analysis	6020B		1			825609	03/02/24 18:15	BWR	EET SAV
	Instrument ID:	ICPMSD								
Total Recoverable	Prep	3005A			25 mL	125 mL	825332	03/01/24 09:42	BCB	EET SAV
Total Recoverable	Analysis	6020B		1			825609	03/02/24 16:35	BWR	EET SAV
	Instrument ID:	ICPMSD								
Total/NA	Analysis	2320B-2011		1			825906	03/04/24 17:34	PG	EET SAV
	Instrument ID:	MANTECH 2								
Total/NA	Analysis	2540C-2011		1	50 mL	200 mL	825678	03/04/24 11:29	PG	EET SAV
	Instrument ID:	NOEQUIP								
Total/NA	Prep	9030B			6 mL	6 mL	826069	03/06/24 10:58	JAS	EET SAV
Total/NA	Analysis	9034		1	6 mL	6 mL	826128	03/06/24 14:14	JAS	EET SAV
	Instrument ID:	NoEquip								

Lab Chronicle

Client: Southern Company
Project/Site: CCR - Plant Scherer Temporary Wells

Job ID: 680-247338-1

Client Sample ID: SCH-TW-15B

Lab Sample ID: 680-247338-3
Date Collected: 02/28/24 14:46
Matrix: Water
Date Received: 02/29/24 12:14

Prep Type	Batch Type	Batch Method	Run	Dil Factor	Initial Amount	Final Amount	Batch Number	Prepared or Analyzed	Analyst	Lab
Total/NA	Analysis	300.0-1993 R2.1		1	2 mL	2 mL	826973	03/12/24 03:38	GE	EET SAV
	Instrument ID:	CICR								
Total/NA	Analysis	300.0-1993 R2.1		5	2 mL	2 mL	828376	03/19/24 16:41	GE	EET SAV
	Instrument ID:	CICR								
Dissolved	Prep	3005A			25 mL	125 mL	825335	03/01/24 09:54	BCB	EET SAV
Dissolved	Analysis	6020B		1			825609	03/02/24 18:32	BWR	EET SAV
	Instrument ID:	ICPMSD								
Total Recoverable	Prep	3005A			25 mL	125 mL	825332	03/01/24 09:42	BCB	EET SAV
Total Recoverable	Analysis	6020B		1			825609	03/02/24 16:09	BWR	EET SAV
	Instrument ID:	ICPMSD								
Total/NA	Analysis	2320B-2011		1			825906	03/04/24 18:24	PG	EET SAV
	Instrument ID:	MANTECH 2								
Total/NA	Analysis	2540C-2011		1	50 mL	200 mL	825918	03/05/24 15:10	PG	EET SAV
	Instrument ID:	NOEQUIP								
Total/NA	Prep	9030B			6 mL	6 mL	826069	03/06/24 10:58	JAS	EET SAV
Total/NA	Analysis	9034		1	6 mL	6 mL	826128	03/06/24 14:14	JAS	EET SAV
	Instrument ID:	NoEquip								

Client Sample ID: SCH-TW-20B

Lab Sample ID: 680-247338-4
Date Collected: 02/28/24 10:45
Matrix: Water
Date Received: 02/29/24 12:14

Prep Type	Batch Type	Batch Method	Run	Dil Factor	Initial Amount	Final Amount	Batch Number	Prepared or Analyzed	Analyst	Lab
Total/NA	Analysis	300.0-1993 R2.1		1	2 mL	2 mL	826973	03/12/24 03:19	GE	EET SAV
	Instrument ID:	CICR								
Total/NA	Analysis	300.0-1993 R2.1		2	2 mL	2 mL	828376	03/19/24 16:34	GE	EET SAV
	Instrument ID:	CICR								
Dissolved	Prep	3005A			25 mL	125 mL	825335	03/01/24 09:54	BCB	EET SAV
Dissolved	Analysis	6020B		1			825609	03/02/24 18:41	BWR	EET SAV
	Instrument ID:	ICPMSD								
Total Recoverable	Prep	3005A			25 mL	125 mL	825332	03/01/24 09:42	BCB	EET SAV
Total Recoverable	Analysis	6020B		1			825609	03/02/24 16:12	BWR	EET SAV
	Instrument ID:	ICPMSD								
Total/NA	Analysis	2320B-2011		1			825906	03/04/24 18:48	PG	EET SAV
	Instrument ID:	MANTECH 2								
Total/NA	Analysis	2540C-2011		1	200 mL	200 mL	825918	03/05/24 15:10	PG	EET SAV
	Instrument ID:	NOEQUIP								
Total/NA	Prep	9030B			6 mL	6 mL	826069	03/06/24 10:58	JAS	EET SAV
Total/NA	Analysis	9034		1	6 mL	6 mL	826128	03/06/24 14:14	JAS	EET SAV
	Instrument ID:	NoEquip								

Lab Chronicle

Client: Southern Company
Project/Site: CCR - Plant Scherer Temporary Wells

Job ID: 680-247338-1

Client Sample ID: SCH-AP1-EB-11

Lab Sample ID: 680-247338-5
Date Collected: 02/28/24 09:10
Matrix: Water
Date Received: 02/29/24 12:14

Prep Type	Batch Type	Batch Method	Run	Dil Factor	Initial Amount	Final Amount	Batch Number	Prepared or Analyzed	Analyst	Lab
Total/NA	Analysis	300.0-1993 R2.1		1	2 mL	2 mL	826973	03/12/24 03:45	GE	EET SAV
	Instrument ID:	CICR								
Dissolved	Prep	3005A			25 mL	125 mL	825335	03/01/24 09:54	BCB	EET SAV
Dissolved	Analysis	6020B		1			825609	03/02/24 18:04	BWR	EET SAV
	Instrument ID:	ICPMSD								
Total Recoverable	Prep	3005A			25 mL	125 mL	825332	03/01/24 09:42	BCB	EET SAV
Total Recoverable	Analysis	6020B		1			825609	03/02/24 16:26	BWR	EET SAV
	Instrument ID:	ICPMSD								
Total/NA	Analysis	2320B-2011		1			825906	03/04/24 18:01	PG	EET SAV
	Instrument ID:	MANTECH 2								
Total/NA	Analysis	2540C-2011		1	200 mL	200 mL	825918	03/05/24 15:10	PG	EET SAV
	Instrument ID:	NOEQUIP								
Total/NA	Prep	9030B			6 mL	6 mL	826069	03/06/24 10:58	JAS	EET SAV
Total/NA	Analysis	9034		1	6 mL	6 mL	826128	03/06/24 14:14	JAS	EET SAV
	Instrument ID:	NoEquip								

Client Sample ID: SCH-TW-20D

Lab Sample ID: 680-247338-6
Date Collected: 02/28/24 14:15
Matrix: Water
Date Received: 02/29/24 12:14

Prep Type	Batch Type	Batch Method	Run	Dil Factor	Initial Amount	Final Amount	Batch Number	Prepared or Analyzed	Analyst	Lab
Total/NA	Analysis	300.0-1993 R2.1		1	2 mL	2 mL	826973	03/12/24 02:40	GE	EET SAV
	Instrument ID:	CICR								
Total/NA	Analysis	300.0-1993 R2.1		5	2 mL	2 mL	828376	03/19/24 16:54	GE	EET SAV
	Instrument ID:	CICR								
Dissolved	Prep	3005A			25 mL	125 mL	825335	03/01/24 09:54	BCB	EET SAV
Dissolved	Analysis	6020B		1			825609	03/02/24 18:12	BWR	EET SAV
	Instrument ID:	ICPMSD								
Total Recoverable	Prep	3005A			25 mL	125 mL	825332	03/01/24 09:42	BCB	EET SAV
Total Recoverable	Analysis	6020B		1			825609	03/02/24 16:38	BWR	EET SAV
	Instrument ID:	ICPMSD								
Total/NA	Analysis	2320B-2011		1			825906	03/04/24 18:08	PG	EET SAV
	Instrument ID:	MANTECH 2								
Total/NA	Analysis	2540C-2011		1	50 mL	200 mL	825918	03/05/24 15:10	PG	EET SAV
	Instrument ID:	NOEQUIP								
Total/NA	Prep	9030B			6 mL	6 mL	826069	03/06/24 10:58	JAS	EET SAV
Total/NA	Analysis	9034		1	6 mL	6 mL	826128	03/06/24 14:14	JAS	EET SAV
	Instrument ID:	NoEquip								

Lab Chronicle

Client: Southern Company
Project/Site: CCR - Plant Scherer Temporary Wells

Job ID: 680-247338-1

Client Sample ID: SCH-TW-15C-D

Lab Sample ID: 680-247338-7
Date Collected: 02/28/24 14:47
Matrix: Water
Date Received: 02/29/24 12:14

Prep Type	Batch Type	Batch Method	Run	Dil Factor	Initial Amount	Final Amount	Batch Number	Prepared or Analyzed	Analyst	Lab
Total/NA	Analysis	300.0-1993 R2.1		1	2 mL	2 mL	826973	03/12/24 03:25	GE	EET SAV
	Instrument ID:	CICR								
Total/NA	Analysis	300.0-1993 R2.1		5	2 mL	2 mL	828376	03/19/24 17:00	GE	EET SAV
	Instrument ID:	CICR								
Dissolved	Prep	3005A			25 mL	125 mL	825335	03/01/24 09:54	BCB	EET SAV
Dissolved	Analysis	6020B		1			825609	03/02/24 18:24	BWR	EET SAV
	Instrument ID:	ICPMSD								
Total Recoverable	Prep	3005A			25 mL	125 mL	825332	03/01/24 09:42	BCB	EET SAV
Total Recoverable	Analysis	6020B		1			825609	03/02/24 16:29	BWR	EET SAV
	Instrument ID:	ICPMSD								
Total/NA	Analysis	2320B-2011		1			825906	03/04/24 18:32	PG	EET SAV
	Instrument ID:	MANTECH 2								
Total/NA	Analysis	2540C-2011		1	50 mL	200 mL	825918	03/05/24 15:10	PG	EET SAV
	Instrument ID:	NOEQUIP								
Total/NA	Prep	9030B			6 mL	6 mL	826069	03/06/24 10:58	JAS	EET SAV
Total/NA	Analysis	9034		1	6 mL	6 mL	826128	03/06/24 14:14	JAS	EET SAV
	Instrument ID:	NoEquip								

Client Sample ID: SCH-TW-18B

Lab Sample ID: 680-247338-8
Date Collected: 02/28/24 14:04
Matrix: Water
Date Received: 02/29/24 12:14

Prep Type	Batch Type	Batch Method	Run	Dil Factor	Initial Amount	Final Amount	Batch Number	Prepared or Analyzed	Analyst	Lab
Total/NA	Analysis	300.0-1993 R2.1		1	2 mL	2 mL	826973	03/12/24 03:32	GE	EET SAV
	Instrument ID:	CICR								
Total/NA	Analysis	300.0-1993 R2.1		25	2 mL	2 mL	828376	03/19/24 17:07	GE	EET SAV
	Instrument ID:	CICR								
Dissolved	Prep	3005A			25 mL	125 mL	825335	03/01/24 09:54	BCB	EET SAV
Dissolved	Analysis	6020B		1			825609	03/02/24 18:44	BWR	EET SAV
	Instrument ID:	ICPMSD								
Total Recoverable	Prep	3005A			25 mL	125 mL	825332	03/01/24 09:42	BCB	EET SAV
Total Recoverable	Analysis	6020B		1			825609	03/02/24 16:06	BWR	EET SAV
	Instrument ID:	ICPMSD								
Total/NA	Analysis	2320B-2011		1			825906	03/04/24 17:55	PG	EET SAV
	Instrument ID:	MANTECH 2								
Total/NA	Analysis	2540C-2011		1	50 mL	200 mL	825918	03/05/24 15:10	PG	EET SAV
	Instrument ID:	NOEQUIP								
Total/NA	Prep	9030B			6 mL	6 mL	826069	03/06/24 10:58	JAS	EET SAV
Total/NA	Analysis	9034		1	6 mL	6 mL	826128	03/06/24 14:14	JAS	EET SAV
	Instrument ID:	NoEquip								

Lab Chronicle

Client: Southern Company
Project/Site: CCR - Plant Scherer Temporary Wells

Job ID: 680-247338-1

Client Sample ID: SCH-TW-18D

Lab Sample ID: 680-247338-9

Date Collected: 02/28/24 12:24
Matrix: Water
Date Received: 02/29/24 12:14

Prep Type	Batch Type	Batch Method	Run	Dil Factor	Initial Amount	Final Amount	Batch Number	Prepared or Analyzed	Analyst	Lab
Total/NA	Analysis	300.0-1993 R2.1		1	2 mL	2 mL	826972	03/12/24 02:01	GE	EET SAV
	Instrument ID:	CICR								
Total/NA	Analysis	300.0-1993 R2.1		100	2 mL	2 mL	827311	03/13/24 13:27	KMB	EET SAV
	Instrument ID:	CICR								
Dissolved	Prep	3005A			25 mL	125 mL	825335	03/01/24 09:54	BCB	EET SAV
Dissolved	Analysis	6020B		1			825609	03/02/24 18:18	BWR	EET SAV
	Instrument ID:	ICPMSD								
Total Recoverable	Prep	3005A			25 mL	125 mL	825332	03/01/24 09:42	BCB	EET SAV
Total Recoverable	Analysis	6020B		1			825609	03/02/24 16:41	BWR	EET SAV
	Instrument ID:	ICPMSD								
Total/NA	Analysis	2320B-2011		1			825906	03/04/24 18:15	PG	EET SAV
	Instrument ID:	MANTECH 2								
Total/NA	Analysis	2540C-2011		1	50 mL	200 mL	825918	03/05/24 15:10	PG	EET SAV
	Instrument ID:	NOEQUIP								
Total/NA	Prep	9030B			6 mL	6 mL	826069	03/06/24 10:58	JAS	EET SAV
Total/NA	Analysis	9034		1	6 mL	6 mL	826128	03/06/24 14:14	JAS	EET SAV
	Instrument ID:	NoEquip								

Client Sample ID: SCH-TW-20A

Lab Sample ID: 680-247338-10

Date Collected: 02/28/24 10:16
Matrix: Water
Date Received: 02/29/24 12:14

Prep Type	Batch Type	Batch Method	Run	Dil Factor	Initial Amount	Final Amount	Batch Number	Prepared or Analyzed	Analyst	Lab
Total/NA	Analysis	300.0-1993 R2.1		1	2 mL	2 mL	826972	03/12/24 01:54	GE	EET SAV
	Instrument ID:	CICR								
Total/NA	Analysis	300.0-1993 R2.1		10	2 mL	2 mL	827311	03/13/24 13:14	KMB	EET SAV
	Instrument ID:	CICR								
Dissolved	Prep	3005A			25 mL	125 mL	825335	03/01/24 09:54	BCB	EET SAV
Dissolved	Analysis	6020B		1			825609	03/02/24 18:38	BWR	EET SAV
	Instrument ID:	ICPMSD								
Total Recoverable	Prep	3005A			25 mL	125 mL	825332	03/01/24 09:42	BCB	EET SAV
Total Recoverable	Analysis	6020B		1			825609	03/02/24 16:24	BWR	EET SAV
	Instrument ID:	ICPMSD								
Total/NA	Analysis	2320B-2011		1			825906	03/04/24 18:40	PG	EET SAV
	Instrument ID:	MANTECH 2								
Total/NA	Analysis	2540C-2011		1	50 mL	200 mL	825918	03/05/24 15:10	PG	EET SAV
	Instrument ID:	NOEQUIP								
Total/NA	Prep	9030B			6 mL	6 mL	826069	03/06/24 10:58	JAS	EET SAV
Total/NA	Analysis	9034		1	6 mL	6 mL	826128	03/06/24 14:14	JAS	EET SAV
	Instrument ID:	NoEquip								

Lab Chronicle

Client: Southern Company
Project/Site: CCR - Plant Scherer Temporary Wells

Job ID: 680-247338-1

Client Sample ID: SCH-AP1-FB-11

Date Collected: 02/28/24 10:40
Date Received: 02/29/24 12:14

Lab Sample ID: 680-247338-11

Matrix: Water

Prep Type	Batch Type	Batch Method	Run	Dil Factor	Initial Amount	Final Amount	Batch Number	Prepared or Analyzed	Analyst	Lab
Total/NA	Analysis	300.0-1993 R2.1		1	2 mL	2 mL	826973	03/12/24 03:12	GE	EET SAV
	Instrument ID:	CICR								
Dissolved	Prep	3005A			25 mL	125 mL	825335	03/01/24 09:54	BCB	EET SAV
Dissolved	Analysis	6020B		1			825609	03/02/24 18:35	BWR	EET SAV
	Instrument ID:	ICPMSD								
Total Recoverable	Prep	3005A			25 mL	125 mL	825332	03/01/24 09:42	BCB	EET SAV
Total Recoverable	Analysis	6020B		1			825609	03/02/24 16:15	BWR	EET SAV
	Instrument ID:	ICPMSD								
Total/NA	Analysis	2320B-2011		1			825906	03/04/24 19:16	PG	EET SAV
	Instrument ID:	MANTECH 2								
Total/NA	Analysis	2540C-2011		1	200 mL	200 mL	825918	03/05/24 15:10	PG	EET SAV
	Instrument ID:	NOEQUIP								
Total/NA	Prep	9030B			6 mL	6 mL	826069	03/06/24 10:58	JAS	EET SAV
Total/NA	Analysis	9034		1	6 mL	6 mL	826128	03/06/24 14:14	JAS	EET SAV
	Instrument ID:	NoEquip								

Laboratory References:

EET SAV = Eurofins Savannah, 5102 LaRoche Avenue, Savannah, GA 31404, TEL (912)354-7858

Accreditation/Certification Summary

Client: Southern Company
Project/Site: CCR - Plant Scherer Temporary Wells

Job ID: 680-247338-1

Laboratory: Eurofins Savannah

The accreditations/certifications listed below are applicable to this report.

Authority	Program	Identification Number	Expiration Date
Florida	NELAP	E87052	06-30-24
Georgia	State	E87052	06-30-24

Method Summary

Client: Southern Company
Project/Site: CCR - Plant Scherer Temporary Wells

Job ID: 680-247338-1

Method	Method Description	Protocol	Laboratory
300.0-1993 R2.1	Anions, Ion Chromatography	MCAWW	EET SAV
6020B	Metals (ICP/MS)	SW846	EET SAV
2320B-2011	Alkalinity, Total	SM	EET SAV
2540C-2011	Total Dissolved Solids (Dried at 180 °C)	SM	EET SAV
9034	Sulfide, Acid Soluble and Insoluble (Titrimetric)	SW846	EET SAV
3005A	Preparation, Total Recoverable or Dissolved Metals	SW846	EET SAV
9030B	Sulfide, Distillation (Acid Soluble and Insoluble)	SW846	EET SAV

Protocol References:

MCAWW = "Methods For Chemical Analysis Of Water And Wastes", EPA-600/4-79-020, March 1983 And Subsequent Revisions.

SM = "Standard Methods For The Examination Of Water And Wastewater"

SW846 = "Test Methods For Evaluating Solid Waste, Physical/Chemical Methods", Third Edition, November 1986 And Its Updates.

Laboratory References:

EET SAV = Eurofins Savannah, 5102 LaRoche Avenue, Savannah, GA 31404, TEL (912)354-7858

Eurofins Savannah
5102 LaRoche Avenue
Savannah, GA 31404
Phone (912) 354-7858 Phone (912) 352-0165

Chain of Custody Record

eurofins | Environment Testing

Client Information	Sampler(s): Mark Mann	Lab PM / Phone: David Fuller / 770-344-8986	Carrier Tracking No(s):	COC No:
Client Contact: Joju Abraham	Site-Project Manager / Phone: Dawn Prell / 248-536-5445	E-Mail: David.Fuller@et.eurofinsus.com	State of Origin: GA	Page: Page 1 of 1
Company: Southern Company				Job #:
Address: 241 Ralph McGill Blvd SE B10185	Due Date Requested:			
City: Atlanta	TAT Requested (days): 2 weeks			
State, Zip: GA, 30308	Compliance Project: Δ Yes Δ No			
Phone:	Lab Project #: (DO NOT REMOVE) 68027798			
Email: JAbraham@southernco.com	Lab PO #: GPC82130-0003 / PO Line #1			
Project Name: CCR - Plant Scherer Temporary Wells	Project #:			
Site:				

Analysis Requested

Preservation Codes:
A - HCL, B - NaOH, C - Zn Acetate, D - Nitric Acid, E - NaHSO4, F - MeOH, G - Amchlor, H - Ascorbic Acid, I - Ice, J - DI Water, K - EDTA, L - EDA
M - Hexane, N - None, O - AsNaO2, P - Na2O4S, Q - Na2SO3, R - Na2S2O3, S - H2SO4, T - TSP Dodecahydrate, U - Acetone, V - MCAA, W - pH 4-5, Y - Trizma, Z - other (specify)
Other:

Task_Code: SCH-CCR-CA-20240228

Special Instructions/Notes:

Sample Identification	Sample Date	Sample Time	Sample Type (C=comp, G=grab)	Matrix (W=water, S=solid, O=waste/oil, BT=Tissue, A=Air)	Field Filtered Sample (Yes or No)	Perform MS/MSD (Yes or No)	300_ORGFM_28D - Chloride, Fluoride, Sulfate	2540C - Solids, Total Dissolved (TDS)	6020B - App III + Co, Fe, Mg, Mn, K, Na	2320B - Alkalinity, Total, Carb/Bicarb	Dissolved Cobalt (Field Filtered)	Sulfide (FILL BOTTLES COMPLETELY)	Total Number of containers
			Preservation Code:				N	N	D	N	D	CB	
SCH-TW-15A-S	2/28/24	12:36	G	WG	N	N	X	X	X	X	X	X	7
SCH-TW-15A-D	2/28/24	10:41	G	WG	N	N	X	X	X	X	X	X	7
SCH-TW-15B	2/28/24	14:46	G	WG	N	N	X	X	X	X	X	X	7
SCH-TW-20B	2/28/24	10:45	G	WG	N	N	X	X	X	X	X	X	7
SCH-AP1-EB-11	2/28/24	9:10	G	WQ	N	N	X	X	X	X	X	X	7
SCH-TW-20D	2/28/24	14:15	G	WG	N	N	X	X	X	X	X	X	7
SCH-TW-15C-D	2/28/24	14:47	G	WG	N	N	X	X	X	X	X	X	7
SCH-TW-18B	2/28/24	14:04	G	WG	N	N	X	X	X	X	X	X	7
SCH-TW-18D	2/28/24	12:24	G	WG	N	N	X	X	X	X	X	X	7
SCH-TW-20A	2/28/24	10:16	G	WG	N	N	X	X	X	X	X	X	7
SCH-AP1-FB-11	2/28/24	10:40	G	WQ	N	N	X	X	X	X	X	X	7

680-247338 Chain of Custody

Possible Hazard Identification
☐ *Non-Hazard* ☐ *Flammable* ☐ *Skin Irritant* *Poison B* ☐ *Unknown* ☐ *Radiological*

Sample Disposal (A fee may be assessed if samples are retained longer than 1 month)
☐ *Return To Client* ☐ *Disposal By Lab* ☐ *Archive For* _____ *Months*

Deliverable Requested: I, II, III, IV, Other (specify)

Special Instructions/QC Requirements:

Empty Kit Relinquished by:	Date:	Time:	Method of Shipment:

Relinquished by:	Date/Time:	Company	Received by:	Date/Time:	Company
MARK MANN / [illegible]	02/29/24 0820	WSP	E Cook [illegible]	2/29/24 8:20	
			[illegible]	2/29/24 1214	
			[illegible]	2-1/2-1	1.8/1.8

Custody Seals Intact: Δ Yes Δ No	Custody Seal No.:	Cooler Temperature(s) °C and Other Remarks: 3.2/3.2

Ver: 01/16/2019

3/20/2024

Login Sample Receipt Checklist

Client: Southern Company

Job Number: 680-247338-1

Login Number: 247338
List Number: 1
Creator: Johnson, Corey M

List Source: Eurofins Savannah

Question	Answer	Comment
Radioactivity wasn't checked or is </= background as measured by a survey meter.	N/A	
The cooler's custody seal, if present, is intact.	True	
Sample custody seals, if present, are intact.	True	
The cooler or samples do not appear to have been compromised or tampered with.	True	
Samples were received on ice.	True	
Cooler Temperature is acceptable.	True	
Cooler Temperature is recorded.	True	
COC is present.	True	
COC is filled out in ink and legible.	True	
COC is filled out with all pertinent information.	True	
Is the Field Sampler's name present on COC?	True	
There are no discrepancies between the containers received and the COC.	True	
Samples are received within Holding Time (excluding tests with immediate HTs)	True	
Sample containers have legible labels.	True	
Containers are not broken or leaking.	True	
Sample collection date/times are provided.	True	
Appropriate sample containers are used.	True	
Sample bottles are completely filled.	True	
Sample Preservation Verified.	N/A	
There is sufficient vol. for all requested analyses, incl. any requested MS/MSDs	True	
Containers requiring zero headspace have no headspace or bubble is <6mm (1/4").	N/A	
Multiphasic samples are not present.	True	
Samples do not require splitting or compositing.	True	
Residual Chlorine Checked.	N/A	

eurofins | Environment Testing

ANALYTICAL REPORT

PREPARED FOR

Attn: Joju Abraham
Southern Company
241 Ralph McGill Blvd SE
B10185
Atlanta, Georgia 30308

Generated 3/8/2024 3:33:44 PM

JOB DESCRIPTION

CCR - Plant Scherer Temporary Wells

JOB NUMBER

680-247426-1

Eurofins Savannah
5102 LaRoche Avenue
Savannah GA 31404

See page two for job notes and contact information.

my EOL

Eurofins Savannah

Job Notes

This report may not be reproduced except in full, and with written approval from the laboratory. The results relate only to the samples tested. For questions please contact the Project Manager at the e-mail address or telephone number listed on this page.

The test results in this report relate only to the samples as received by the laboratory and will meet all requirements of the methodology, with any exceptions noted. This report shall not be reproduced except in full, without the express written approval of the laboratory. All questions should be directed to the Eurofins Environment Testing Southeast, LLC Project Manager.

Authorization

Generated
3/8/2024 3:33:44 PM

Authorized for release by
David Fuller, Project Manager
David.Fuller@et.eurofinsus.com
(770)344-8986

Definitions/Glossary

Client: Southern Company
Project/Site: CCR - Plant Scherer Temporary Wells

Job ID: 680-247426-1

Qualifiers

Metals

Qualifier	Qualifier Description
J	Result is less than the RL but greater than or equal to the MDL and the concentration is an approximate value.

General Chemistry

Qualifier	Qualifier Description
F1	MS and/or MSD recovery exceeds control limits.

Glossary

Abbreviation	These commonly used abbreviations may or may not be present in this report.
¤	Listed under the "D" column to designate that the result is reported on a dry weight basis
%R	Percent Recovery
CFL	Contains Free Liquid
CFU	Colony Forming Unit
CNF	Contains No Free Liquid
DER	Duplicate Error Ratio (normalized absolute difference)
Dil Fac	Dilution Factor
DL	Detection Limit (DoD/DOE)
DL, RA, RE, IN	Indicates a Dilution, Re-analysis, Re-extraction, or additional Initial metals/anion analysis of the sample
DLC	Decision Level Concentration (Radiochemistry)
EDL	Estimated Detection Limit (Dioxin)
LOD	Limit of Detection (DoD/DOE)
LOQ	Limit of Quantitation (DoD/DOE)
MCL	EPA recommended "Maximum Contaminant Level"
MDA	Minimum Detectable Activity (Radiochemistry)
MDC	Minimum Detectable Concentration (Radiochemistry)
MDL	Method Detection Limit
ML	Minimum Level (Dioxin)
MPN	Most Probable Number
MQL	Method Quantitation Limit
NC	Not Calculated
ND	Not Detected at the reporting limit (or MDL or EDL if shown)
NEG	Negative / Absent
POS	Positive / Present
PQL	Practical Quantitation Limit
PRES	Presumptive
QC	Quality Control
RER	Relative Error Ratio (Radiochemistry)
RL	Reporting Limit or Requested Limit (Radiochemistry)
RPD	Relative Percent Difference, a measure of the relative difference between two points
TEF	Toxicity Equivalent Factor (Dioxin)
TEQ	Toxicity Equivalent Quotient (Dioxin)
TNTC	Too Numerous To Count

Sample Summary

Client: Southern Company
Project/Site: CCR - Plant Scherer Temporary Wells

Job ID: 680-247426-1

Lab Sample ID	Client Sample ID	Matrix	Collected	Received
680-247426-1	SCH-TW-20C	Water	02/29/24 10:25	03/02/24 09:41
680-247426-2	SCH-TW-15C-S	Water	02/29/24 13:55	03/02/24 09:41

Job Narrative
680-247426-1

Analytical test results meet all requirements of the associated regulatory program listed on the Accreditation/Certification Summary Page unless otherwise noted under the individual analysis. Data qualifiers are applied to indicate exceptions. Noncompliant quality control (QC) is further explained in narrative comments.

- Matrix QC may not be reported if insufficient sample or site-specific QC samples were not submitted. In these situations, to demonstrate precision and accuracy at a batch level, a LCS/LCSD may be performed, unless otherwise specified in the method.
- Surrogate and/or isotope dilution analyte recoveries (if applicable) which are outside of the QC window are confirmed unless attributed to a dilution or otherwise noted in the narrative.

Receipt
The samples were received on 3/2/2024 9:41 AM. Unless otherwise noted below, the samples arrived in good condition, and, where required, properly preserved and on ice. The temperature of the cooler at receipt time was 2.8°C.

HPLC/IC
No additional analytical or quality issues were noted, other than those described above or in the Definitions/ Glossary page.

Metals
No additional analytical or quality issues were noted, other than those described above or in the Definitions/ Glossary page.

General Chemistry
Method 2540C: A lesser volume of sample was used for the following samples due to the nature of the sample matrix resulting in elevated reporting limits: SCH-TW-20C (680-247426-1) and SCH-TW-15C-S (680-247426-1)

Method 9034: The matrix spike / matrix spike duplicate (MS/MSD) recoveries for preparation batch 680-826069 and analytical batch 680-826128 were outside control limits for one or more analytes. See QC Sample Results for detail. Sample matrix interference and/or non-homogeneity are suspected because the associated laboratory control sample (LCS) recovery is within acceptance limits.

No additional analytical or quality issues were noted, other than those described above or in the Definitions/ Glossary page.

Client Sample Results

Client: Southern Company
Project/Site: CCR - Plant Scherer Temporary Wells

Job ID: 680-247426-1

Client Sample ID: SCH-TW-20C

Lab Sample ID: 680-247426-1
Matrix: Water
Date Collected: 02/29/24 10:25
Date Received: 03/02/24 09:41

Method: EPA 300.0 - Anions, Ion Chromatography

Analyte	Result	Qualifier	RL	MDL	Unit	D	Prepared	Analyzed	Dil Fac
Chloride	7.4		5.0	1.0	mg/L			03/07/24 01:32	5
Fluoride	<1.0		2.0	1.0	mg/L			03/07/24 01:32	5
Sulfate	120		5.0	2.5	mg/L			03/07/24 01:32	5

Method: SW846 6020B - Metals (ICP/MS) - Total Recoverable

Analyte	Result	Qualifier	RL	MDL	Unit	D	Prepared	Analyzed	Dil Fac
Boron	0.38		0.080	0.022	mg/L		03/04/24 06:05	03/04/24 16:03	1
Calcium	26		0.50	0.14	mg/L		03/04/24 06:05	03/04/24 16:03	1
Cobalt	0.0015	J	0.0025	0.00022	mg/L		03/04/24 06:05	03/04/24 16:03	1
Iron	0.049	J	0.10	0.012	mg/L		03/04/24 06:05	03/04/24 16:03	1
Magnesium	11		0.50	0.023	mg/L		03/04/24 06:05	03/04/24 16:03	1
Manganese	0.11		0.0050	0.0022	mg/L		03/04/24 06:05	03/04/24 16:03	1
Potassium	3.3		0.50	0.044	mg/L		03/04/24 06:05	03/04/24 16:03	1
Sodium	16		0.50	0.20	mg/L		03/04/24 06:05	03/04/24 16:03	1

Method: SW846 6020B - Metals (ICP/MS) - Dissolved

Analyte	Result	Qualifier	RL	MDL	Unit	D	Prepared	Analyzed	Dil Fac
Cobalt, Dissolved	0.0016	J	0.0025	0.00022	mg/L		03/04/24 08:01	03/04/24 19:46	1

General Chemistry

Analyte	Result	Qualifier	RL	MDL	Unit	D	Prepared	Analyzed	Dil Fac
Total Alkalinity as CaCO3 to pH 4.5 (SM 2320B-2011)	24		5.0	2.2	mg/L			03/04/24 22:54	1
Bicarbonate Alkalinity as CaCO3 (SM 2320B-2011)	24		5.0	5.0	mg/L			03/04/24 22:54	1
Carbonate Alkalinity as CaCO3 (SM 2320B-2011)	<5.0		5.0	5.0	mg/L			03/04/24 22:54	1
Total Dissolved Solids (SM 2540C-2011)	220		20	20	mg/L			03/06/24 10:46	1
Sulfide (SW846 9034)	<10		10	10	mg/L		03/06/24 10:58	03/06/24 14:14	1

Client Sample ID: SCH-TW-15C-S

Lab Sample ID: 680-247426-2
Matrix: Water
Date Collected: 02/29/24 13:55
Date Received: 03/02/24 09:41

Method: EPA 300.0 - Anions, Ion Chromatography

Analyte	Result	Qualifier	RL	MDL	Unit	D	Prepared	Analyzed	Dil Fac
Chloride	12		5.0	1.0	mg/L			03/07/24 01:49	5
Fluoride	<1.0		2.0	1.0	mg/L			03/07/24 01:49	5
Sulfate	190		5.0	2.5	mg/L			03/07/24 01:49	5

Method: SW846 6020B - Metals (ICP/MS) - Total Recoverable

Analyte	Result	Qualifier	RL	MDL	Unit	D	Prepared	Analyzed	Dil Fac
Boron	1.5		0.080	0.022	mg/L		03/04/24 06:05	03/04/24 16:00	1
Calcium	11		0.50	0.14	mg/L		03/04/24 06:05	03/04/24 16:00	1
Cobalt	0.21		0.0025	0.00022	mg/L		03/04/24 06:05	03/04/24 16:00	1
Iron	0.022	J	0.10	0.012	mg/L		03/04/24 06:05	03/04/24 16:00	1
Magnesium	14		0.50	0.023	mg/L		03/04/24 06:05	03/04/24 16:00	1
Manganese	3.2		0.0050	0.0022	mg/L		03/04/24 06:05	03/04/24 16:00	1
Potassium	1.9		0.50	0.044	mg/L		03/04/24 06:05	03/04/24 16:00	1
Sodium	49		0.50	0.20	mg/L		03/04/24 06:05	03/04/24 16:00	1

Client Sample Results

Client: Southern Company
Project/Site: CCR - Plant Scherer Temporary Wells

Job ID: 680-247426-1

Client Sample ID: SCH-TW-15C-S

Lab Sample ID: 680-247426-2

Date Collected: 02/29/24 13:55
Matrix: Water
Date Received: 03/02/24 09:41

Method: SW846 6020B - Metals (ICP/MS) - Dissolved

Analyte	Result	Qualifier	RL	MDL	Unit	D	Prepared	Analyzed	Dil Fac
Cobalt, Dissolved	**0.21**		0.0025	0.00022	mg/L		03/04/24 08:01	03/04/24 19:49	1

General Chemistry

Analyte	Result	Qualifier	RL	MDL	Unit	D	Prepared	Analyzed	Dil Fac
Total Alkalinity as CaCO3 to pH 4.5 (SM 2320B-2011)	<2.2		5.0	2.2	mg/L			03/04/24 23:08	1
Bicarbonate Alkalinity as CaCO3 (SM 2320B-2011)	<5.0		5.0	5.0	mg/L			03/04/24 23:08	1
Carbonate Alkalinity as CaCO3 (SM 2320B-2011)	<5.0		5.0	5.0	mg/L			03/04/24 23:08	1
Total Dissolved Solids (SM 2540C-2011)	**260**		20	20	mg/L			03/06/24 10:46	1
Sulfide (SW846 9034)	<10		10	10	mg/L		03/06/24 10:58	03/06/24 14:14	1

QC Sample Results

Client: Southern Company
Project/Site: CCR - Plant Scherer Temporary Wells

Job ID: 680-247426-1

Method: 300.0 - Anions, Ion Chromatography

Lab Sample ID: MB 670-79273/37
Matrix: Water
Analysis Batch: 79273

Client Sample ID: Method Blank
Prep Type: Total/NA

Analyte	MB Result	MB Qualifier	RL	MDL	Unit	D	Prepared	Analyzed	Dil Fac
Chloride	<0.20		1.0	0.20	mg/L			03/06/24 19:20	1
Fluoride	<0.20		0.40	0.20	mg/L			03/06/24 19:20	1
Sulfate	<0.50		1.0	0.50	mg/L			03/06/24 19:20	1

Lab Sample ID: MB 670-79273/6
Matrix: Water
Analysis Batch: 79273

Client Sample ID: Method Blank
Prep Type: Total/NA

Analyte	MB Result	MB Qualifier	RL	MDL	Unit	D	Prepared	Analyzed	Dil Fac
Chloride	<0.20		1.0	0.20	mg/L			03/06/24 10:35	1
Fluoride	<0.20		0.40	0.20	mg/L			03/06/24 10:35	1
Sulfate	<0.50		1.0	0.50	mg/L			03/06/24 10:35	1

Lab Sample ID: LCS 670-79273/35
Matrix: Water
Analysis Batch: 79273

Client Sample ID: Lab Control Sample
Prep Type: Total/NA

Analyte	Spike Added	LCS Result	LCS Qualifier	Unit	D	%Rec	%Rec Limits
Chloride	4.00	3.93		mg/L		98	90 - 110
Fluoride	4.00	3.87		mg/L		97	90 - 110
Sulfate	4.00	3.97		mg/L		99	90 - 110

Lab Sample ID: LCSD 670-79273/36
Matrix: Water
Analysis Batch: 79273

Client Sample ID: Lab Control Sample Dup
Prep Type: Total/NA

Analyte	Spike Added	LCSD Result	LCSD Qualifier	Unit	D	%Rec	%Rec Limits	RPD	RPD Limit
Chloride	4.00	3.94		mg/L		98	90 - 110	0	20
Fluoride	4.00	3.86		mg/L		97	90 - 110	0	20
Sulfate	4.00	3.96		mg/L		99	90 - 110	0	20

Lab Sample ID: 674-7991-A-1 MS
Matrix: Water
Analysis Batch: 79273

Client Sample ID: Matrix Spike
Prep Type: Total/NA

Analyte	Sample Result	Sample Qualifier	Spike Added	MS Result	MS Qualifier	Unit	D	%Rec	%Rec Limits
Chloride	10		5.00	15.6		mg/L		111	80 - 120
Fluoride	0.27	J	5.00	5.41		mg/L		103	80 - 120
Sulfate	2.2		5.00	6.60		mg/L		89	80 - 120

Lab Sample ID: 674-7991-A-1 MSD
Matrix: Water
Analysis Batch: 79273

Client Sample ID: Matrix Spike Duplicate
Prep Type: Total/NA

Analyte	Sample Result	Sample Qualifier	Spike Added	MSD Result	MSD Qualifier	Unit	D	%Rec	%Rec Limits	RPD	RPD Limit
Chloride	10		5.00	15.6		mg/L		111	80 - 120	0	20
Fluoride	0.27	J	5.00	5.41		mg/L		103	80 - 120	0	20
Sulfate	2.2		5.00	6.57		mg/L		88	80 - 120	0	20

QC Sample Results

Client: Southern Company
Project/Site: CCR - Plant Scherer Temporary Wells

Job ID: 680-247426-1

Method: 6020B - Metals (ICP/MS)

Lab Sample ID: MB 680-825592/1-A
Matrix: Water
Analysis Batch: 825774

Client Sample ID: Method Blank
Prep Type: Total Recoverable
Prep Batch: 825592

Analyte	MB Result	MB Qualifier	RL	MDL	Unit	D	Prepared	Analyzed	Dil Fac
Boron	<0.022		0.080	0.022	mg/L		03/04/24 06:05	03/04/24 15:17	1
Calcium	<0.14		0.50	0.14	mg/L		03/04/24 06:05	03/04/24 15:17	1
Cobalt	<0.00022		0.0025	0.00022	mg/L		03/04/24 06:05	03/04/24 15:17	1
Iron	<0.012		0.10	0.012	mg/L		03/04/24 06:05	03/04/24 15:17	1
Magnesium	<0.023		0.50	0.023	mg/L		03/04/24 06:05	03/04/24 15:17	1
Manganese	<0.0022		0.0050	0.0022	mg/L		03/04/24 06:05	03/04/24 15:17	1
Potassium	<0.044		0.50	0.044	mg/L		03/04/24 06:05	03/04/24 15:17	1
Sodium	<0.20		0.50	0.20	mg/L		03/04/24 06:05	03/04/24 15:17	1

Lab Sample ID: LCS 680-825592/2-A
Matrix: Water
Analysis Batch: 825774

Client Sample ID: Lab Control Sample
Prep Type: Total Recoverable
Prep Batch: 825592

Analyte	Spike Added	LCS Result	LCS Qualifier	Unit	D	%Rec	%Rec Limits
Boron	0.400	0.391		mg/L		98	80 - 120
Calcium	5.00	5.13		mg/L		103	80 - 120
Cobalt	0.0500	0.0529		mg/L		106	80 - 120
Iron	4.99	5.10		mg/L		102	80 - 120
Magnesium	5.00	4.99		mg/L		100	80 - 120
Manganese	0.400	0.387		mg/L		97	80 - 120
Potassium	7.00	7.20		mg/L		103	80 - 120
Sodium	5.03	4.95		mg/L		98	80 - 120

Lab Sample ID: 680-247427-B-17-B MS
Matrix: Water
Analysis Batch: 825774

Client Sample ID: Matrix Spike
Prep Type: Total Recoverable
Prep Batch: 825592

Analyte	Sample Result	Sample Qualifier	Spike Added	MS Result	MS Qualifier	Unit	D	%Rec	%Rec Limits
Boron	<0.022		0.400	0.388		mg/L		97	75 - 125
Calcium	18		5.00	21.8		mg/L		78	75 - 125
Cobalt	<0.00022		0.0500	0.0525		mg/L		105	75 - 125
Iron	0.023	J	4.99	5.24		mg/L		105	75 - 125
Magnesium	8.9		5.00	13.5		mg/L		93	75 - 125
Manganese	<0.0022		0.400	0.393		mg/L		98	75 - 125
Potassium	0.97		7.00	8.15		mg/L		102	75 - 125
Sodium	11		5.03	15.4		mg/L		88	75 - 125

Lab Sample ID: 680-247427-B-17-C MSD
Matrix: Water
Analysis Batch: 825774

Client Sample ID: Matrix Spike Duplicate
Prep Type: Total Recoverable
Prep Batch: 825592

Analyte	Sample Result	Sample Qualifier	Spike Added	MSD Result	MSD Qualifier	Unit	D	%Rec	%Rec Limits	RPD	RPD Limit
Boron	<0.022		0.400	0.397		mg/L		99	75 - 125	2	20
Calcium	18		5.00	22.0		mg/L		81	75 - 125	1	20
Cobalt	<0.00022		0.0500	0.0522		mg/L		104	75 - 125	1	20
Iron	0.023	J	4.99	5.18		mg/L		103	75 - 125	1	20
Magnesium	8.9		5.00	13.4		mg/L		91	75 - 125	1	20
Manganese	<0.0022		0.400	0.395		mg/L		99	75 - 125	0	20
Potassium	0.97		7.00	8.10		mg/L		102	75 - 125	1	20

Method: 6020B - Metals (ICP/MS) (Continued)

Lab Sample ID: 680-247427-B-17-C MSD — **Client Sample ID: Matrix Spike Duplicate**
Matrix: Water — **Prep Type: Total Recoverable**
Analysis Batch: 825774 — **Prep Batch: 825592**

Analyte	Sample Result	Sample Qualifier	Spike Added	MSD Result	MSD Qualifier	Unit	D	%Rec	%Rec Limits	RPD	RPD Limit
Sodium	11		5.03	15.4		mg/L		88	75 - 125	0	20

Lab Sample ID: MB 680-825610/1-A — **Client Sample ID: Method Blank**
Matrix: Water — **Prep Type: Total Recoverable**
Analysis Batch: 825774 — **Prep Batch: 825610**

Analyte	MB Result	MB Qualifier	RL	MDL	Unit	D	Prepared	Analyzed	Dil Fac
Cobalt, Dissolved	<0.00022		0.0025	0.00022	mg/L		03/04/24 08:01	03/04/24 19:23	1

Lab Sample ID: LCS 680-825610/2-A — **Client Sample ID: Lab Control Sample**
Matrix: Water — **Prep Type: Total Recoverable**
Analysis Batch: 825774 — **Prep Batch: 825610**

Analyte	Spike Added	LCS Result	LCS Qualifier	Unit	D	%Rec	%Rec Limits
Cobalt, Dissolved	0.0500	0.0544		mg/L		109	80 - 120

Lab Sample ID: 400-251863-L-3-B MS — **Client Sample ID: Matrix Spike**
Matrix: Water — **Prep Type: Dissolved**
Analysis Batch: 825774 — **Prep Batch: 825610**

Analyte	Sample Result	Sample Qualifier	Spike Added	MS Result	MS Qualifier	Unit	D	%Rec	%Rec Limits
Cobalt, Dissolved	<0.00022		0.0500	0.0544		mg/L		109	75 - 125

Lab Sample ID: 400-251863-L-3-C MSD — **Client Sample ID: Matrix Spike Duplicate**
Matrix: Water — **Prep Type: Dissolved**
Analysis Batch: 825774 — **Prep Batch: 825610**

Analyte	Sample Result	Sample Qualifier	Spike Added	MSD Result	MSD Qualifier	Unit	D	%Rec	%Rec Limits	RPD	RPD Limit
Cobalt, Dissolved	<0.00022		0.0500	0.0543		mg/L		109	75 - 125	0	20

Method: 2320B-2011 - Alkalinity, Total

Lab Sample ID: MB 680-825907/4 — **Client Sample ID: Method Blank**
Matrix: Water — **Prep Type: Total/NA**
Analysis Batch: 825907

Analyte	MB Result	MB Qualifier	RL	MDL	Unit	D	Prepared	Analyzed	Dil Fac
Total Alkalinity as CaCO3 to pH 4.5	<2.2		5.0	2.2	mg/L			03/04/24 22:29	1
Bicarbonate Alkalinity as CaCO3	<5.0		5.0	5.0	mg/L			03/04/24 22:29	1
Carbonate Alkalinity as CaCO3	<5.0		5.0	5.0	mg/L			03/04/24 22:29	1

Lab Sample ID: LCS 680-825907/6 — **Client Sample ID: Lab Control Sample**
Matrix: Water — **Prep Type: Total/NA**
Analysis Batch: 825907

Analyte	Spike Added	LCS Result	LCS Qualifier	Unit	D	%Rec	%Rec Limits
Total Alkalinity as CaCO3 to pH 4.5	250	249		mg/L		100	90 - 112

Method: 2320B-2011 - Alkalinity, Total (Continued)

Lab Sample ID: LCSD 680-825907/31 — **Client Sample ID: Lab Control Sample Dup**
Matrix: Water — **Prep Type: Total/NA**
Analysis Batch: 825907

Analyte			Spike Added	LCSD Result	LCSD Qualifier	Unit	D	%Rec	%Rec Limits	RPD	RPD Limit
Total Alkalinity as CaCO3 to pH 4.5			250	252		mg/L		101	90 - 112	1	30

Lab Sample ID: 680-247426-1 DU — **Client Sample ID: SCH-TW-20C**
Matrix: Water — **Prep Type: Total/NA**
Analysis Batch: 825907

Analyte	Sample Result	Sample Qualifier		DU Result	DU Qualifier	Unit	D			RPD	RPD Limit
Total Alkalinity as CaCO3 to pH 4.5	24			22.9		mg/L				4	30
Bicarbonate Alkalinity as CaCO3	24			22.9		mg/L				4	30
Carbonate Alkalinity as CaCO3	<5.0			<5.0		mg/L				NC	30

Method: 2540C-2011 - Total Dissolved Solids (Dried at 180 °C)

Lab Sample ID: MB 680-826067/1 — **Client Sample ID: Method Blank**
Matrix: Water — **Prep Type: Total/NA**
Analysis Batch: 826067

Analyte	MB Result	MB Qualifier	RL	MDL	Unit	D	Prepared	Analyzed	Dil Fac
Total Dissolved Solids	<5.0		5.0	5.0	mg/L			03/06/24 10:46	1

Lab Sample ID: LCS 680-826067/2 — **Client Sample ID: Lab Control Sample**
Matrix: Water — **Prep Type: Total/NA**
Analysis Batch: 826067

Analyte			Spike Added	LCS Result	LCS Qualifier	Unit	D	%Rec	%Rec Limits		
Total Dissolved Solids			2410	2440		mg/L		101	80 - 120		

Lab Sample ID: LCSD 680-826067/3 — **Client Sample ID: Lab Control Sample Dup**
Matrix: Water — **Prep Type: Total/NA**
Analysis Batch: 826067

Analyte			Spike Added	LCSD Result	LCSD Qualifier	Unit	D	%Rec	%Rec Limits	RPD	RPD Limit
Total Dissolved Solids			2410	2430		mg/L		101	80 - 120	0	25

Lab Sample ID: 680-247418-A-2 DU — **Client Sample ID: Duplicate**
Matrix: Water — **Prep Type: Total/NA**
Analysis Batch: 826067

Analyte	Sample Result	Sample Qualifier		DU Result	DU Qualifier	Unit	D			RPD	RPD Limit
Total Dissolved Solids	160			150		mg/L				4	5

Method: 9034 - Sulfide, Acid Soluble and Insoluble (Titrimetric)

Lab Sample ID: MB 680-826069/1-A — **Client Sample ID: Method Blank**
Matrix: Water — **Prep Type: Total/NA**
Analysis Batch: 826128 — **Prep Batch: 826069**

Analyte	MB Result	MB Qualifier	RL	MDL	Unit	D	Prepared	Analyzed	Dil Fac
Sulfide	<10		10	10	mg/L		03/06/24 10:58	03/06/24 14:14	1

QC Sample Results

Client: Southern Company
Project/Site: CCR - Plant Scherer Temporary Wells

Job ID: 680-247426-1

Method: 9034 - Sulfide, Acid Soluble and Insoluble (Titrimetric)

Lab Sample ID: LCS 680-826069/2-A — **Client Sample ID: Lab Control Sample**
Matrix: Water — **Prep Type: Total/NA**
Analysis Batch: 826128 — **Prep Batch: 826069**

Analyte			Spike Added	LCS Result	LCS Qualifier	Unit	D	%Rec	%Rec Limits		
Sulfide			208	114		mg/L		55	50 - 150		

Lab Sample ID: LCSD 680-826069/3-A — **Client Sample ID: Lab Control Sample Dup**
Matrix: Water — **Prep Type: Total/NA**
Analysis Batch: 826128 — **Prep Batch: 826069**

Analyte			Spike Added	LCSD Result	LCSD Qualifier	Unit	D	%Rec	%Rec Limits	RPD	RPD Limit
Sulfide			208	120		mg/L		58	50 - 150	6	50

Lab Sample ID: 680-247338-C-2-B MS — **Client Sample ID: Matrix Spike**
Matrix: Water — **Prep Type: Total/NA**
Analysis Batch: 826128 — **Prep Batch: 826069**

Analyte	Sample Result	Sample Qualifier	Spike Added	MS Result	MS Qualifier	Unit	D	%Rec	%Rec Limits		
Sulfide	<10	F1	208	90.8	F1	mg/L		44	50 - 150		

Lab Sample ID: 680-247338-C-2-C MSD — **Client Sample ID: Matrix Spike Duplicate**
Matrix: Water — **Prep Type: Total/NA**
Analysis Batch: 826128 — **Prep Batch: 826069**

Analyte	Sample Result	Sample Qualifier	Spike Added	MSD Result	MSD Qualifier	Unit	D	%Rec	%Rec Limits	RPD	RPD Limit
Sulfide	<10	F1	208	118		mg/L		56	50 - 150	26	50

Lab Sample ID: 680-247338-B-1-B DU — **Client Sample ID: Duplicate**
Matrix: Water — **Prep Type: Total/NA**
Analysis Batch: 826128 — **Prep Batch: 826069**

Analyte	Sample Result	Sample Qualifier		DU Result	DU Qualifier	Unit	D			RPD	RPD Limit
Sulfide	<10			<10		mg/L				NC	50

QC Association Summary

Client: Southern Company
Project/Site: CCR - Plant Scherer Temporary Wells

Job ID: 680-247426-1

HPLC/IC

Analysis Batch: 79273

Lab Sample ID	Client Sample ID	Prep Type	Matrix	Method	Prep Batch
680-247426-1	SCH-TW-20C	Total/NA	Water	300.0	
680-247426-2	SCH-TW-15C-S	Total/NA	Water	300.0	
MB 670-79273/37	Method Blank	Total/NA	Water	300.0	
MB 670-79273/6	Method Blank	Total/NA	Water	300.0	
LCS 670-79273/35	Lab Control Sample	Total/NA	Water	300.0	
LCSD 670-79273/36	Lab Control Sample Dup	Total/NA	Water	300.0	
674-7991-A-1 MS	Matrix Spike	Total/NA	Water	300.0	
674-7991-A-1 MSD	Matrix Spike Duplicate	Total/NA	Water	300.0	

Metals

Prep Batch: 825592

Lab Sample ID	Client Sample ID	Prep Type	Matrix	Method	Prep Batch
680-247426-1	SCH-TW-20C	Total Recoverable	Water	3005A	
680-247426-2	SCH-TW-15C-S	Total Recoverable	Water	3005A	
MB 680-825592/1-A	Method Blank	Total Recoverable	Water	3005A	
LCS 680-825592/2-A	Lab Control Sample	Total Recoverable	Water	3005A	
680-247427-B-17-B MS	Matrix Spike	Total Recoverable	Water	3005A	
680-247427-B-17-C MSD	Matrix Spike Duplicate	Total Recoverable	Water	3005A	

Prep Batch: 825610

Lab Sample ID	Client Sample ID	Prep Type	Matrix	Method	Prep Batch
680-247426-1	SCH-TW-20C	Dissolved	Water	3005A	
680-247426-2	SCH-TW-15C-S	Dissolved	Water	3005A	
MB 680-825610/1-A	Method Blank	Total Recoverable	Water	3005A	
LCS 680-825610/2-A	Lab Control Sample	Total Recoverable	Water	3005A	
400-251863-L-3-B MS	Matrix Spike	Dissolved	Water	3005A	
400-251863-L-3-C MSD	Matrix Spike Duplicate	Dissolved	Water	3005A	

Analysis Batch: 825774

Lab Sample ID	Client Sample ID	Prep Type	Matrix	Method	Prep Batch
680-247426-1	SCH-TW-20C	Dissolved	Water	6020B	825610
680-247426-1	SCH-TW-20C	Total Recoverable	Water	6020B	825592
680-247426-2	SCH-TW-15C-S	Dissolved	Water	6020B	825610
680-247426-2	SCH-TW-15C-S	Total Recoverable	Water	6020B	825592
MB 680-825592/1-A	Method Blank	Total Recoverable	Water	6020B	825592
MB 680-825610/1-A	Method Blank	Total Recoverable	Water	6020B	825610
LCS 680-825592/2-A	Lab Control Sample	Total Recoverable	Water	6020B	825592
LCS 680-825610/2-A	Lab Control Sample	Total Recoverable	Water	6020B	825610
400-251863-L-3-B MS	Matrix Spike	Dissolved	Water	6020B	825610
400-251863-L-3-C MSD	Matrix Spike Duplicate	Dissolved	Water	6020B	825610
680-247427-B-17-B MS	Matrix Spike	Total Recoverable	Water	6020B	825592
680-247427-B-17-C MSD	Matrix Spike Duplicate	Total Recoverable	Water	6020B	825592

General Chemistry

Analysis Batch: 825907

Lab Sample ID	Client Sample ID	Prep Type	Matrix	Method	Prep Batch
680-247426-1	SCH-TW-20C	Total/NA	Water	2320B-2011	
680-247426-2	SCH-TW-15C-S	Total/NA	Water	2320B-2011	
MB 680-825907/4	Method Blank	Total/NA	Water	2320B-2011	
LCS 680-825907/6	Lab Control Sample	Total/NA	Water	2320B-2011	

General Chemistry (Continued)

Analysis Batch: 825907 (Continued)

Lab Sample ID	Client Sample ID	Prep Type	Matrix	Method	Prep Batch
LCSD 680-825907/31	Lab Control Sample Dup	Total/NA	Water	2320B-2011	
680-247426-1 DU	SCH-TW-20C	Total/NA	Water	2320B-2011	

Analysis Batch: 826067

Lab Sample ID	Client Sample ID	Prep Type	Matrix	Method	Prep Batch
680-247426-1	SCH-TW-20C	Total/NA	Water	2540C-2011	
680-247426-2	SCH-TW-15C-S	Total/NA	Water	2540C-2011	
MB 680-826067/1	Method Blank	Total/NA	Water	2540C-2011	
LCS 680-826067/2	Lab Control Sample	Total/NA	Water	2540C-2011	
LCSD 680-826067/3	Lab Control Sample Dup	Total/NA	Water	2540C-2011	
680-247418-A-2 DU	Duplicate	Total/NA	Water	2540C-2011	

Prep Batch: 826069

Lab Sample ID	Client Sample ID	Prep Type	Matrix	Method	Prep Batch
680-247426-1	SCH-TW-20C	Total/NA	Water	9030B	
680-247426-2	SCH-TW-15C-S	Total/NA	Water	9030B	
MB 680-826069/1-A	Method Blank	Total/NA	Water	9030B	
LCS 680-826069/2-A	Lab Control Sample	Total/NA	Water	9030B	
LCSD 680-826069/3-A	Lab Control Sample Dup	Total/NA	Water	9030B	
680-247338-C-2-B MS	Matrix Spike	Total/NA	Water	9030B	
680-247338-C-2-C MSD	Matrix Spike Duplicate	Total/NA	Water	9030B	
680-247338-B-1-B DU	Duplicate	Total/NA	Water	9030B	

Analysis Batch: 826128

Lab Sample ID	Client Sample ID	Prep Type	Matrix	Method	Prep Batch
680-247426-1	SCH-TW-20C	Total/NA	Water	9034	826069
680-247426-2	SCH-TW-15C-S	Total/NA	Water	9034	826069
MB 680-826069/1-A	Method Blank	Total/NA	Water	9034	826069
LCS 680-826069/2-A	Lab Control Sample	Total/NA	Water	9034	826069
LCSD 680-826069/3-A	Lab Control Sample Dup	Total/NA	Water	9034	826069
680-247338-C-2-B MS	Matrix Spike	Total/NA	Water	9034	826069
680-247338-C-2-C MSD	Matrix Spike Duplicate	Total/NA	Water	9034	826069
680-247338-B-1-B DU	Duplicate	Total/NA	Water	9034	826069

Lab Chronicle

Client: Southern Company
Project/Site: CCR - Plant Scherer Temporary Wells

Job ID: 680-247426-1

Client Sample ID: SCH-TW-20C

Lab Sample ID: 680-247426-1

Date Collected: 02/29/24 10:25
Matrix: Water
Date Received: 03/02/24 09:41

Prep Type	Batch Type	Batch Method	Run	Dil Factor	Initial Amount	Final Amount	Batch Number	Prepared or Analyzed	Analyst	Lab
Total/NA	Analysis	300.0		5			79273	03/07/24 01:32	BR	EET ORL
	Instrument ID:	IC_004								
Dissolved	Prep	3005A			25 mL	125 mL	825610	03/04/24 08:01	RR	EET SAV
Dissolved	Analysis	6020B		1			825774	03/04/24 19:46	BWR	EET SAV
	Instrument ID:	ICPMSD								
Total Recoverable	Prep	3005A			25 mL	125 mL	825592	03/04/24 06:05	RR	EET SAV
Total Recoverable	Analysis	6020B		1			825774	03/04/24 16:03	BWR	EET SAV
	Instrument ID:	ICPMSD								
Total/NA	Analysis	2320B-2011		1			825907	03/04/24 22:54	PG	EET SAV
	Instrument ID:	MANTECH 2								
Total/NA	Analysis	2540C-2011		1	50 mL	200 mL	826067	03/06/24 10:46	PG	EET SAV
	Instrument ID:	NOEQUIP								
Total/NA	Prep	9030B			6 mL	6 mL	826069	03/06/24 10:58	JAS	EET SAV
Total/NA	Analysis	9034		1	6 mL	6 mL	826128	03/06/24 14:14	JAS	EET SAV
	Instrument ID:	NoEquip								

Client Sample ID: SCH-TW-15C-S

Lab Sample ID: 680-247426-2

Date Collected: 02/29/24 13:55
Matrix: Water
Date Received: 03/02/24 09:41

Prep Type	Batch Type	Batch Method	Run	Dil Factor	Initial Amount	Final Amount	Batch Number	Prepared or Analyzed	Analyst	Lab
Total/NA	Analysis	300.0		5			79273	03/07/24 01:49	BR	EET ORL
	Instrument ID:	IC_004								
Dissolved	Prep	3005A			25 mL	125 mL	825610	03/04/24 08:01	RR	EET SAV
Dissolved	Analysis	6020B		1			825774	03/04/24 19:49	BWR	EET SAV
	Instrument ID:	ICPMSD								
Total Recoverable	Prep	3005A			25 mL	125 mL	825592	03/04/24 06:05	RR	EET SAV
Total Recoverable	Analysis	6020B		1			825774	03/04/24 16:00	BWR	EET SAV
	Instrument ID:	ICPMSD								
Total/NA	Analysis	2320B-2011		1			825907	03/04/24 23:08	PG	EET SAV
	Instrument ID:	MANTECH 2								
Total/NA	Analysis	2540C-2011		1	50 mL	200 mL	826067	03/06/24 10:46	PG	EET SAV
	Instrument ID:	NOEQUIP								
Total/NA	Prep	9030B			6 mL	6 mL	826069	03/06/24 10:58	JAS	EET SAV
Total/NA	Analysis	9034		1	6 mL	6 mL	826128	03/06/24 14:14	JAS	EET SAV
	Instrument ID:	NoEquip								

Laboratory References:

EET ORL = Eurofins Orlando, 481 Newburyport Avenue, Altamonte Springs, FL 32701, TEL (407)339-5984

EET SAV = Eurofins Savannah, 5102 LaRoche Avenue, Savannah, GA 31404, TEL (912)354-7858

Accreditation/Certification Summary

Client: Southern Company
Job ID: 680-247426-1
Project/Site: CCR - Plant Scherer Temporary Wells

Laboratory: Eurofins Savannah

The accreditations/certifications listed below are applicable to this report.

Authority	Program	Identification Number	Expiration Date
Florida	NELAP	E87052	06-30-24
Georgia	State	E87052	06-30-24

Laboratory: Eurofins Orlando

All accreditations/certifications held by this laboratory are listed. Not all accreditations/certifications are applicable to this report.

Authority	Program	Identification Number	Expiration Date
Alabama	State	42800	06-30-24
Arkansas (DW)	State	FL00091	06-30-24
Florida	NELAP	E83018	06-30-24
Georgia (DW)	State	C055	06-30-24
Louisiana (All)	NELAP	239316	06-30-24
Louisiana (DW)	State	LA039	05-24-24
Mississippi	State	MS00007	06-30-24
New Mexico	State	FL00091	06-30-24
North Carolina (DW)	State	12712	07-31-24
Tennessee	State	TN04930	06-30-24
Texas	NELAP	T104704571	02-28-25
Washington	State	C1089	10-19-24

Method Summary

Client: Southern Company
Project/Site: CCR - Plant Scherer Temporary Wells

Job ID: 680-247426-1

Method	Method Description	Protocol	Laboratory
300.0	Anions, Ion Chromatography	EPA	EET ORL
6020B	Metals (ICP/MS)	SW846	EET SAV
2320B-2011	Alkalinity, Total	SM	EET SAV
2540C-2011	Total Dissolved Solids (Dried at 180 °C)	SM	EET SAV
9034	Sulfide, Acid Soluble and Insoluble (Titrimetric)	SW846	EET SAV
3005A	Preparation, Total Recoverable or Dissolved Metals	SW846	EET SAV
9030B	Sulfide, Distillation (Acid Soluble and Insoluble)	SW846	EET SAV

Protocol References:

EPA = US Environmental Protection Agency

SM = "Standard Methods For The Examination Of Water And Wastewater"

SW846 = "Test Methods For Evaluating Solid Waste, Physical/Chemical Methods", Third Edition, November 1986 And Its Updates.

Laboratory References:

EET ORL = Eurofins Orlando, 481 Newburyport Avenue, Altamonte Springs, FL 32701, TEL (407)339-5984

EET SAV = Eurofins Savannah, 5102 LaRoche Avenue, Savannah, GA 31404, TEL (912)354-7858

Eurofins Savannah
5102 LaRoche Avenue
Savannah, GA 31404
Phone (912) 354-7858 Phone (912) 352-0165

Chain of Custody Record

244- ATLANTA

eurofins Environment Testing

Client Information	Sampler(s): Mark Mann	Lab PM / Phone: David Fuller / 770-344-8986	Carrier Tracking No(s):	COC No:
Client Contact: Joju Abraham	Site-Project Manager / Phone: Dawn Prell / 248-536-5445	E-Mail: David.Fuller@et.eurofinsus.com	State of Origin: GA	Page: Page 1 of 1
Company: Southern Company				Job #:
Address: 241 Ralph McGill Blvd SE B10185	Due Date Requested:			
City: Atlanta	TAT Requested (days): 2 weeks			
State, Zip: GA, 30308	Compliance Project: Δ Yes Δ No			
Phone:	Lab Project #: (DO NOT REMOVE) 68027798			
Email: JAbraham@southernco.com	Lab PO #: GPC82130-0003 / PO Line #1			
Project Name: CCR - Plant Scherer Temporary Wells	Project #:			
Site:				

Analysis Requested

Preservation Codes:
A - HCL, B - NaOH, C - Zn Acetate, D - Nitric Acid, E - NaHSO4, F - MeOH, G - Amchlor, H - Ascorbic Acid, I - Ice, J - DI Water, K - EDTA, L - EDA, M - Hexane, N - None, O - AsNaO2, P - Na2O4S, Q - Na2SO3, R - Na2S2O3, S - H2SO4, T - TSP Dodecahydrate, U - Acetone, V - MCAA, W - pH 4-5, Y - Trizma, Z - other (specify)
Other:

Task_Code: SCH-CCR-CA-20240229

Special Instructions/Notes:

Sample Identification	Sample Date	Sample Time	Sample Type (C=comp, G=grab)	Matrix (W=water, S=solid, O=waste/oil, BT=Tissue, A=Air)	Field Filtered Sample (Yes or No)	Perform MS/MSD (Yes or No)	300_ORGFM_28D - Chloride, Fluoride, Sulfate	2540C - Solids, Total Dissolved (TDS)	6020B - App III + Co, Fe, Mg, Mn, K, Na	2320B - Alkalinity, Total, Carb/Bicarb	Dissolved Cobalt (Field Filtered)	Sulfide (FILL BOTTLES COMPLETELY)	Total Number of containers
			Preservation Code:				N	N	D	N	D	CB	
SCH-TW-20C	2/29/24	10:25	G	WG	N	N	X	X	X	X	X	X	7
SCH-TW-15C-S	2/29/24	13:55	G	WG	N	N	X	X	X	X	X	X	7

680-247426 Chain of Custody

Possible Hazard Identification
☐ *Non-Hazard* ☐ *Flammable* ☐ *Skin Irritant* *Poison B* ☐ *Unknown* ☐ *Radiological*

Sample Disposal (A fee may be assessed if samples are retained longer than 1 month)
☐ *Return To Client* ☐ *Disposal By Lab* ☐ *Archive For* _____ *Months*

Deliverable Requested: I, II, III, IV, Other (specify)

Special Instructions/QC Requirements:

Empty Kit Relinquished by:	Date:	Time:	Method of Shipment:

Relinquished by:	Date/Time:	Company	Received by:	Date/Time:	Company
MARK MANN / [signature]	03/01/24 1443	WSP	[signature]	3/1/24 14:43	[signature]
[signature] 14:45	3/1/24	Eurofins	[signature]		
[signature]			[signature]	0941 3/2/24	

Custody Seals Intact: Δ Yes Δ No	Custody Seal No.:	Cooler Temperature(s) °C and Other Remarks: 2.8/2.8

Ver: 01/16/2019 3/8/2024

Eurofins Savannah
5102 LaRoche Avenue
Savannah, GA 31404
Phone: 912-354-7858 Fax: 912-352-0165

Chain of Custody Record

eurofins | Environment Testing

Client Information (Sub Contract Lab)	Sampler:	Lab PM: Fuller, David	Carrier Tracking No(s):	COC No: 680-765327.1
Client Contact: Shipping/Receiving	Phone:	E-Mail: David.Fuller@et.eurofinsus.com	State of Origin: Georgia	Page: Page 1 of 1
Company: Eurofins Environment Testing Southeast,		Accreditations Required (See note): NELAP - Florida; State - Georgia		Job #: 680-247426-1
Address: 481 Newburyport Avenue,	Due Date Requested: 3/14/2024			
City: Altamonte Springs	TAT Requested (days):			
State, Zip: FL, 32701				
Phone: 407-339-5984(Tel) 407-260-6110(Fax)	PO #:			
Email:	WO #:			
Project Name: CCR - Plant Scherer Temporary Wells	Project #: 68027798			
Site:	SSOW#:			

Analysis Requested

Preservation Codes:
A - HCL
B - NaOH
C - Zn Acetate
D - Nitric Acid
E - NaHSO4
F - MeOH
G - Amchlor
H - Ascorbic Acid
I - Ice
J - DI Water
K - EDTA
L - EDA
M - Hexane
N - None
O - AsNaO2
P - Na2O4S
Q - Na2SO3
R - Na2S2O3
S - H2SO4
T - TSP Dodecahydrate
U - Acetone
V - MCAA
W - pH 4-5
Y - Trizma
Z - other (specify)
Other:

Sample Identification - Client ID (Lab ID)	Sample Date	Sample Time	Sample Type (C=comp, G=grab)	Matrix (W=water, S=solid, O=waste/oil, BT=Tissue, A=Air)	Field Filtered Sample (Yes or No)	Perform MS/MSD (Yes or No)	300_ORGFM_28D/ Chloride Fluoride Sulfate	Total Number of containers	Special Instructions/Note:
			Preservation Code:						
SCH-TW-20C (680-247426-1)	2/29/24	10:25 Eastern		Water			X	1	
SCH-TW-15C-S (680-247426-2)	2/29/24	13:55 Eastern		Water			X	1	

Note: Since laboratory accreditations are subject to change, Eurofins Environment Testing Southeast, LLC places the ownership of method, analyte & accreditation compliance upon our subcontract laboratories. This sample shipment is forwarded under chain-of-custody. If the laboratory does not currently maintain accreditation in the State of Origin listed above for analysis/tests/matrix being analyzed, the samples must be shipped back to the Eurofins Environment Testing Southeast, LLC laboratory or other instructions will be provided. Any changes to accreditation status should be brought to Eurofins Environment Testing Southeast, LLC attention immediately. If all requested accreditations are current to date, return the signed Chain of Custody attesting to said compliance to Eurofins Environment Testing Southeast, LLC.

Possible Hazard Identification *Unconfirmed*	***Sample Disposal (A fee may be assessed if samples are retained longer than 1 month)*** ☐ *Return To Client* ☐ *Disposal By Lab* ☐ *Archive For* _____ *Months*
Deliverable Requested: I, II, III, IV, Other (specify) Primary Deliverable Rank: 2	Special Instructions/QC Requirements:

Empty Kit Relinquished by:	Date:	Time:	Method of Shipment:		
Relinquished by:	Date/Time:	Company	Received by: BB	Date/Time: 3/6 915	Company
Relinquished by:	Date/Time:	Company	Received by:	Date/Time:	Company
Relinquished by:	Date/Time:	Company	Received by:	Date/Time:	Company
Custody Seals Intact: Δ Yes Δ No	Custody Seal No.:		Cooler Temperature(s) °C and Other Remarks: 1.1		

Login Sample Receipt Checklist

Client: Southern Company

Job Number: 680-247426-1

Login Number: 247426

List Source: Eurofins Savannah

List Number: 1

Creator: Stewart, Rendaisha

Question	Answer	Comment
Radioactivity wasn't checked or is </= background as measured by a survey meter.	N/A	
The cooler's custody seal, if present, is intact.	True	
Sample custody seals, if present, are intact.	True	
The cooler or samples do not appear to have been compromised or tampered with.	True	
Samples were received on ice.	True	
Cooler Temperature is acceptable.	True	
Cooler Temperature is recorded.	True	
COC is present.	True	
COC is filled out in ink and legible.	True	
COC is filled out with all pertinent information.	True	
Is the Field Sampler's name present on COC?	True	
There are no discrepancies between the containers received and the COC.	True	
Samples are received within Holding Time (excluding tests with immediate HTs)	True	
Sample containers have legible labels.	True	
Containers are not broken or leaking.	True	
Sample collection date/times are provided.	True	
Appropriate sample containers are used.	True	
Sample bottles are completely filled.	True	
Sample Preservation Verified.	N/A	
There is sufficient vol. for all requested analyses, incl. any requested MS/MSDs	True	
Containers requiring zero headspace have no headspace or bubble is <6mm (1/4").	N/A	
Multiphasic samples are not present.	True	
Samples do not require splitting or compositing.	True	
Residual Chlorine Checked.	N/A	

Login Sample Receipt Checklist

Client: Southern Company

Job Number: 680-247426-1

Login Number: 247426
List Number: 2
Creator: Beck, Brent

List Source: Eurofins Orlando
List Creation: 03/06/24 09:54 AM

Question	Answer	Comment
Radioactivity wasn't checked or is </= background as measured by a survey meter.	N/A	
The cooler's custody seal, if present, is intact.	True	
Sample custody seals, if present, are intact.	True	
The cooler or samples do not appear to have been compromised or tampered with.	True	
Samples were received on ice.	True	
Cooler Temperature is acceptable.	True	
Cooler Temperature is recorded.	True	
COC is present.	True	
COC is filled out in ink and legible.	True	
COC is filled out with all pertinent information.	True	
Is the Field Sampler's name present on COC?	True	
There are no discrepancies between the containers received and the COC.	True	
Samples are received within Holding Time (excluding tests with immediate HTs)	True	
Sample containers have legible labels.	True	
Containers are not broken or leaking.	True	
Sample collection date/times are provided.	True	
Appropriate sample containers are used.	True	
Sample bottles are completely filled.	True	
Sample Preservation Verified.	True	
There is sufficient vol. for all requested analyses, incl. any requested MS/MSDs	True	
Containers requiring zero headspace have no headspace or bubble is <6mm (1/4").	True	
Multiphasic samples are not present.	True	
Samples do not require splitting or compositing.	True	
Residual Chlorine Checked.	N/A	

LABORATORY REPORTS FOR GROUNDWATER SAMPLES FROM MONITORING WELLS SGWC-15, SGWC-18, AND SGWC-20 COLLECTED ON FEBRUARY 26 AND 27, 2024 ARE PROVIDED IN APPENDIX B: ANALYTICAL RESULTS FEBRUARY 2024 OF THE PLANT SCHERER - ASH POND 1 2024 SEMI-ANNUAL GROUNDWATER MONITORING AND CORRECTIVE ACTION REPORT DATED AUGUST 30, 2024

wsp.com